

**OFFICE OF GOVERNOR  
JEREMIAH W. (JAY) NIXON**

**FISCAL YEAR 2011 BUDGET REQUEST**

**Includes Governor's Recommendations**



**TABLE OF CONTENTS  
OFFICE OF THE GOVERNOR  
FY 2011 BUDGET REQUEST**

	<u>Page</u>
Governor's Office Core	2
Mansion Operating Expenses Core	9
National Guard Emergency Core	15
Special Audits Core	20
Governmental Emergency Fund Committee Core	25



**OFFICE OF THE GOVERNOR**

**DECISION ITEM SUMMARY**

Budget Unit								
Decision Item	FY 2009	FY 2009	FY 2010	FY 2010	FY 2011	FY 2011	FY 2011	FY 2011
Budget Object Summary	ACTUAL	ACTUAL	BUDGET	BUDGET	DEPT REQ	DEPT REQ	GOV REC	GOV REC
Fund	DOLLAR	FTE	DOLLAR	FTE	DOLLAR	FTE	DOLLAR	FTE
<b>GOVERNOR'S OFFICE</b>								
<b>CORE</b>								
PERSONAL SERVICES								
GENERAL REVENUE	1,388,174	20.68	1,957,258	37.00	1,957,258	37.00	1,957,258	37.00
TOTAL - PS	1,388,174	20.68	1,957,258	37.00	1,957,258	37.00	1,957,258	37.00
EXPENSE & EQUIPMENT								
GENERAL REVENUE	617,090	0.00	127,003	0.00	127,003	0.00	127,003	0.00
TOTAL - EE	617,090	0.00	127,003	0.00	127,003	0.00	127,003	0.00
<b>TOTAL</b>	<b>2,005,264</b>	<b>20.68</b>	<b>2,084,261</b>	<b>37.00</b>	<b>2,084,261</b>	<b>37.00</b>	<b>2,084,261</b>	<b>37.00</b>
<b>GRAND TOTAL</b>	<b>\$2,005,264</b>	<b>20.68</b>	<b>\$2,084,261</b>	<b>37.00</b>	<b>\$2,084,261</b>	<b>37.00</b>	<b>\$2,084,261</b>	<b>37.00</b>

## CORE DECISION ITEM

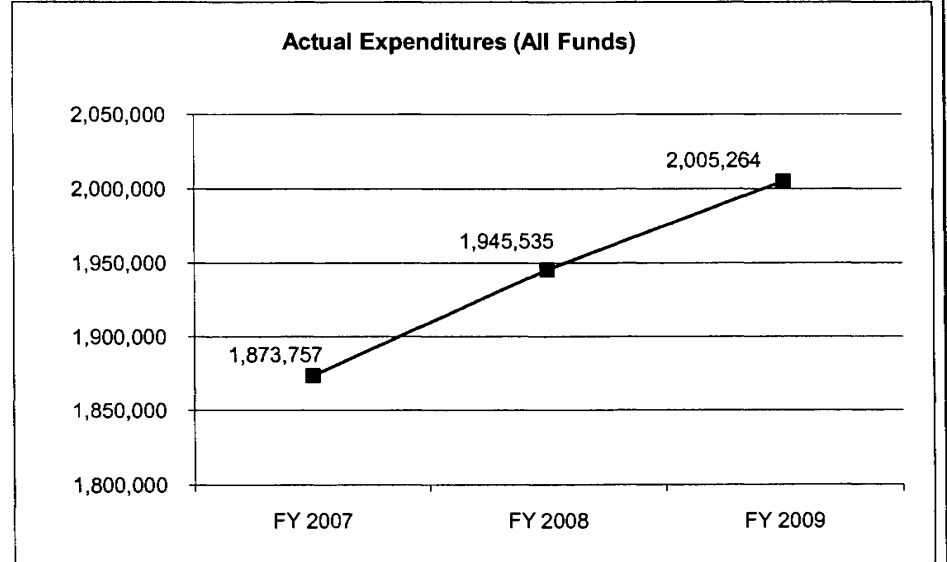
<b>Department</b>	Governor	<b>Budget Unit</b>	20010						
<b>Division</b>									
<b>Core -</b>	Governor's Office								
<b>1. CORE FINANCIAL SUMMARY</b>									
	<b>FY 2011 Budget Request</b>					<b>FY 2011 Governor's Recommendation</b>			
	<b>GR</b>	<b>Federal</b>	<b>Other</b>	<b>Total</b>		<b>GR</b>	<b>Fed</b>	<b>Other</b>	<b>Total</b>
PS	1,957,258	0	0	1,957,258	PS	1,957,258	0	0	1,957,258
EE	127,003	0	0	127,003	EE	127,003	0	0	127,003
PSD	0	0	0	0	PSD	0	0	0	0
TRF	0	0	0	0	TRF	0	0	0	0
<b>Total</b>	<b>2,084,261</b>	<b>0</b>	<b>0</b>	<b>2,084,261</b>	<b>Total</b>	<b>2,084,261</b>	<b>0</b>	<b>0</b>	<b>2,084,261</b>
FTE	37.00	0.00	0.00	37.00	FTE	37.00	0.00	0.00	37.00
<b>Est. Fringe</b>	1,176,899	0	0	1,176,899	<b>Est. Fringe</b>	1,176,899	0	0	1,176,899
<i>Note: Fringes budgeted in House Bill 5 except for certain fringes budgeted directly to MoDOT, Highway Patrol, and Conservation.</i>					<i>Note: Fringes budgeted in House Bill 5 except for certain fringes budgeted directly to MoDOT, Highway Patrol, and Conservation.</i>				
Other Funds:					Other Funds:				
<b>2. CORE DESCRIPTION</b>									
<p>The Governor's Office core request provides necessary funding for the leadership in operating Missouri state government and carrying out the duties and responsibilities of the governor as described in Article IV, Section 1 of the Missouri Constitution. The governor, and the governor's staff, work with and guide the executive branch agencies, to protect and improve the quality of life for Missouri citizens.</p>									
<b>3. PROGRAM LISTING (list programs included in this core funding)</b>									
N/A									

**CORE DECISION ITEM**

<b>Department</b>	Governor	<b>Budget Unit</b>	20010
<b>Division</b>			
<b>Core -</b>	Governor's Office		

**4. FINANCIAL HISTORY**

	FY 2007 Actual	FY 2008 Actual	FY 2009 Actual	FY 2010 Current Yr.
Appropriation (All Funds)	1,892,606	1,951,212	2,005,743	2,084,261
Less Reverted (All Funds)	0	0	0	N/A
Budget Authority (All Funds)	1,892,606	1,951,212	2,005,743	N/A
Actual Expenditures (All Funds)	1,873,757	1,945,535	2,005,264	N/A
Unexpended (All Funds)	18,849	5,677	479	N/A
Unexpended, by Fund:				
General Revenue	18,849	5,677	479	N/A
Federal	0	0	0	N/A
Other	0	0	0	N/A



Reverted includes Governor's standard 3 percent reserve (when applicable) and any extraordinary expenditure restrictions.

**NOTES:**

---

**CORE RECONCILIATION DETAIL**


---

**GOVERNOR**


---

**GOVERNOR'S OFFICE**


---

**5. CORE RECONCILIATION DETAIL**


---

	<b>Budget Class</b>	<b>FTE</b>	<b>GR</b>	<b>Federal</b>	<b>Other</b>	<b>Total</b>	<b>Explanation</b>
<b>TAFP AFTER VETOES</b>							
	PS	37.00	1,957,258	0	0	1,957,258	
	EE	0.00	127,003	0	0	127,003	
	<b>Total</b>	<b>37.00</b>	<b>2,084,261</b>	<b>0</b>	<b>0</b>	<b>2,084,261</b>	
<b>DEPARTMENT CORE REQUEST</b>							
	PS	37.00	1,957,258	0	0	1,957,258	
	EE	0.00	127,003	0	0	127,003	
	<b>Total</b>	<b>37.00</b>	<b>2,084,261</b>	<b>0</b>	<b>0</b>	<b>2,084,261</b>	
<b>GOVERNOR'S RECOMMENDED CORE</b>							
	PS	37.00	1,957,258	0	0	1,957,258	
	EE	0.00	127,003	0	0	127,003	
	<b>Total</b>	<b>37.00</b>	<b>2,084,261</b>	<b>0</b>	<b>0</b>	<b>2,084,261</b>	

**FLEXIBILITY REQUEST FORM**

<b>BUDGET UNIT NUMBER:</b> 20010	<b>DEPARTMENT:</b> Governor
<b>BUDGET UNIT NAME:</b> Governor's Office	<b>DIVISION:</b> Governor's Office

**1. Provide the amount by fund of personal service flexibility and the amount by fund of expense and equipment flexibility you are requesting in dollar and percentage terms and explain why the flexibility is needed. If flexibility is being requested among divisions, provide the amount by fund of flexibility you are requesting in dollar and percentage terms and explain why the flexibility is needed.**

**DEPARTMENT REQUEST**

It is requested that 100% be approved as flexible PS/EE, the same amount as in FY 10. This would help manage responsibilities and resources, and provide the flexibility to replace critical equipment.

**2. Estimate how much flexibility will be used for the budget year. How much flexibility was used in the Prior Year Budget and the Current Year Budget? Please specify the amount.**

PRIOR YEAR ACTUAL AMOUNT OF FLEXIBILITY USED	CURRENT YEAR ESTIMATED AMOUNT OF FLEXIBILITY THAT WILL BE USED	BUDGET REQUEST ESTIMATED AMOUNT OF FLEXIBILITY THAT WILL BE USED
\$483,535	This will allow flexibility to manage resources and to replace critical equipment. We do not know ahead of time what will be needed.	This will allow flexibility to manage resources and to replace critical equipment. We do not know ahead of time what will be needed.

**3. Please explain how flexibility was used in the prior and/or current years.**

PRIOR YEAR EXPLAIN ACTUAL USE	CURRENT YEAR EXPLAIN PLANNED USE
Budgeted personal service in the amount of \$483,535 was used to meet expense & equipment obligations in FY 2009.	Unknown

## OFFICE OF THE GOVERNOR

## DECISION ITEM DETAIL

Budget Unit	FY 2009	FY 2009	FY 2010	FY 2010	FY 2011	FY 2011	FY 2011	FY 2011
Decision Item	ACTUAL	ACTUAL	BUDGET	BUDGET	DEPT REQ	DEPT REQ	GOV REC	GOV REC
Budget Object Class	DOLLAR	FTE	DOLLAR	FTE	DOLLAR	FTE	DOLLAR	FTE
<b>GOVERNOR'S OFFICE</b>								
<b>CORE</b>								
GOVERNOR	133,658	1.00	133,821	1.00	133,821	1.00	133,821	1.00
DEPUTY CHIEF OF STAFF	30,095	0.43	0	0.00	70,000	1.00	70,000	1.00
DIRECTOR OF POLICY	46,750	0.43	0	0.00	110,000	1.00	110,000	1.00
SENIOR POLICY ADVISOR	45,929	0.60	76,736	1.00	0	0.00	0	0.00
DIR OF LEGISLATIVE AFFAIRS	0	0.00	90,177	1.00	92,000	1.00	92,000	1.00
COUNSEL TO THE GOVERNOR	117,146	1.04	104,553	1.00	125,000	1.00	125,000	1.00
CHIEF OF STAFF	135,327	1.09	123,967	1.00	125,000	1.00	125,000	1.00
JUNIOR POLICY ANALYST	6,472	0.21	0	1.00	0	0.00	0	0.00
COMMUNICATIONS DIRECTOR	101,273	1.07	97,603	1.00	90,000	1.00	90,000	1.00
ADMINISTRATIVE ASSISTANT	85,632	1.89	113,766	4.00	35,000	1.00	35,000	1.00
ASSISTANT TO THE GOVERNOR	40,523	0.70	55,653	1.00	54,000	1.00	54,000	1.00
DIRECTOR OF SCHEDULING	63,292	1.11	60,305	1.00	60,000	1.00	60,000	1.00
INTERN	0	0.00	0	0.00	15,250	5.00	15,250	5.00
ADMIN ASST/RECEPTIONIST	0	0.00	0	0.00	35,000	1.00	35,000	1.00
ADMINISTRATIVE AIDE	22,464	0.68	33,100	1.00	33,100	1.00	33,100	1.00
DIRECTOR, CONSTITUENT SRVS	58,679	1.14	46,635	1.00	60,000	1.00	60,000	1.00
CONSTITUENT SERVICES LIAISON	62,956	2.28	85,398	3.00	26,500	1.00	26,500	1.00
DEPUTY CHIEF OF STAFF/ADMIN	66,063	0.66	100,786	1.00	0	0.00	0	0.00
DIR. OF BOARDS AND COMMISSIONS	98,862	1.11	77,234	1.00	110,000	1.00	110,000	1.00
CLERK/MESSENGER	0	0.00	0	0.00	27,000	1.00	27,000	1.00
STAFF ATTORNEY	9,980	0.24	0	0.00	0	0.00	0	0.00
REGIONAL OFFICE DIRECTOR	52,984	1.04	103,542	2.00	0	0.00	0	0.00
ASST, BOARDS & COMMISSIONS	20,354	0.65	31,297	1.00	0	0.00	0	0.00
ASST TO LEGISLATIVE AFFAIRS	0	0.00	0	0.00	38,316	1.00	38,316	1.00
DEPUTY GENERAL COUNSEL	27,428	0.49	55,620	1.00	60,000	1.00	60,000	1.00
ASSISTANT SCHEDULER	10,115	0.31	32,888	1.00	45,000	1.00	45,000	1.00
ASSISTANT TO THE FIRST LADY	30,622	0.57	53,549	1.00	50,000	1.00	50,000	1.00
DEPUTY DIR OF LEGISLATIVE AFRS	0	0.00	0	0.00	60,000	1.00	60,000	1.00
POLICY ANALYST	6,299	0.08	133,803	4.00	72,021	3.00	72,021	3.00
PRESS SECRETARY	74,736	1.01	73,925	1.00	75,000	1.00	75,000	1.00
DEPUTY PRESS SECRETARY	0	0.00	0	0.00	50,000	1.00	50,000	1.00
DEP CHIEF OF STAFF/POLICY-LEG	0	0.00	100,786	1.00	0	0.00	0	0.00

**OFFICE OF THE GOVERNOR**

**DECISION ITEM DETAIL**

Budget Unit	FY 2009	FY 2009	FY 2010	FY 2010	FY 2011	FY 2011	FY 2011	FY 2011
Decision Item	ACTUAL	ACTUAL	BUDGET	BUDGET	DEPT REQ	DEPT REQ	GOV REC	GOV REC
Budget Object Class	DOLLAR	FTE	DOLLAR	FTE	DOLLAR	FTE	DOLLAR	FTE
<b>GOVERNOR'S OFFICE</b>								
<b>CORE</b>								
ADMIN ASST, BOARDS & COMM	15,477	0.43	0	0.00	36,000	1.00	36,000	1.00
SENIOR ADVISOR POLICY & COMM	0	0.00	0	0.00	80,000	1.00	80,000	1.00
EXECUTIVE SECRETARY	21,719	0.42	0	0.00	52,125	1.00	52,125	1.00
EXECUTIVE ASSISTANT	0	0.00	0	0.00	52,125	1.00	52,125	1.00
OPERATIONS ASSISTANT	0	0.00	0	0.00	30,000	1.00	30,000	1.00
DEP DIR - BOARDS & COMMISSIONS	0	0.00	0	0.00	55,000	1.00	55,000	1.00
LIEUTENANT GOVERNOR	3,324	0.00	0	0.00	0	0.00	0	0.00
ASSISTANT TO THE GOVERNOR	15	0.00	0	0.00	0	0.00	0	0.00
STAFF SERVICES LIAISON	0	0.00	21,506	1.00	0	0.00	0	0.00
DEPUTY DIR OF LEGISLATIVE AFRS	0	0.00	56,650	1.00	0	0.00	0	0.00
DEPUTY PRESS SECRETARY	0	0.00	36,524	1.00	0	0.00	0	0.00
RECEPTIONIST	0	0.00	29,790	1.00	0	0.00	0	0.00
CLERK/MESSENGER	0	0.00	27,644	1.00	0	0.00	0	0.00
<b>TOTAL - PS</b>	<b>1,388,174</b>	<b>20.68</b>	<b>1,957,258</b>	<b>37.00</b>	<b>1,957,258</b>	<b>37.00</b>	<b>1,957,258</b>	<b>37.00</b>
TRAVEL, IN-STATE	87,707	0.00	52,716	0.00	52,716	0.00	52,716	0.00
TRAVEL, OUT-OF-STATE	20,940	0.00	13,882	0.00	13,882	0.00	13,882	0.00
SUPPLIES	25,133	0.00	24,054	0.00	24,054	0.00	24,054	0.00
PROFESSIONAL DEVELOPMENT	56,845	0.00	7,545	0.00	7,545	0.00	7,545	0.00
COMMUNICATION SERV & SUPP	5,463	0.00	12,811	0.00	12,811	0.00	12,811	0.00
PROFESSIONAL SERVICES	413,696	0.00	8,393	0.00	8,393	0.00	8,393	0.00
M&R SERVICES	1,730	0.00	2,286	0.00	2,286	0.00	2,286	0.00
OFFICE EQUIPMENT	1,437	0.00	2,364	0.00	2,364	0.00	2,364	0.00
OTHER EQUIPMENT	939	0.00	0	0.00	0	0.00	0	0.00
EQUIPMENT RENTALS & LEASES	1,449	0.00	1,916	0.00	1,916	0.00	1,916	0.00
MISCELLANEOUS EXPENSES	1,751	0.00	1,036	0.00	1,036	0.00	1,036	0.00
<b>TOTAL - EE</b>	<b>617,090</b>	<b>0.00</b>	<b>127,003</b>	<b>0.00</b>	<b>127,003</b>	<b>0.00</b>	<b>127,003</b>	<b>0.00</b>
<b>GRAND TOTAL</b>	<b>\$2,005,264</b>	<b>20.68</b>	<b>\$2,084,261</b>	<b>37.00</b>	<b>\$2,084,261</b>	<b>37.00</b>	<b>\$2,084,261</b>	<b>37.00</b>
<b>GENERAL REVENUE</b>	<b>\$2,005,264</b>	<b>20.68</b>	<b>\$2,084,261</b>	<b>37.00</b>	<b>\$2,084,261</b>	<b>37.00</b>	<b>\$2,084,261</b>	<b>37.00</b>
<b>FEDERAL FUNDS</b>	<b>\$0</b>	<b>0.00</b>	<b>\$0</b>	<b>0.00</b>	<b>\$0</b>	<b>0.00</b>	<b>\$0</b>	<b>0.00</b>
<b>OTHER FUNDS</b>	<b>\$0</b>	<b>0.00</b>	<b>\$0</b>	<b>0.00</b>	<b>\$0</b>	<b>0.00</b>	<b>\$0</b>	<b>0.00</b>

**Mansion Operating  
Expenses**

**OFFICE OF THE GOVERNOR**

**DECISION ITEM SUMMARY**

<b>Budget Unit</b>								
<b>Decision Item</b>	<b>FY 2009</b>	<b>FY 2009</b>	<b>FY 2010</b>	<b>FY 2010</b>	<b>FY 2011</b>	<b>FY 2011</b>	<b>FY 2011</b>	<b>FY 2011</b>
<b>Budget Object Summary</b>	<b>ACTUAL</b>	<b>ACTUAL</b>	<b>BUDGET</b>	<b>BUDGET</b>	<b>DEPT REQ</b>	<b>DEPT REQ</b>	<b>GOV REC</b>	<b>GOV REC</b>
<b>Fund</b>	<b>DOLLAR</b>	<b>FTE</b>	<b>DOLLAR</b>	<b>FTE</b>	<b>DOLLAR</b>	<b>FTE</b>	<b>DOLLAR</b>	<b>FTE</b>
<b>MANSION OPERATING EXPENSES</b>								
<b>CORE</b>								
PERSONAL SERVICES								
GENERAL REVENUE	113,777	3.20	78,116	2.00	78,116	2.00	78,116	2.00
TOTAL - PS	113,777	3.20	78,116	2.00	78,116	2.00	78,116	2.00
EXPENSE & EQUIPMENT								
GENERAL REVENUE	28,822	0.00	64,512	0.00	64,512	0.00	64,512	0.00
TOTAL - EE	28,822	0.00	64,512	0.00	64,512	0.00	64,512	0.00
<b>TOTAL</b>	<b>142,599</b>	<b>3.20</b>	<b>142,628</b>	<b>2.00</b>	<b>142,628</b>	<b>2.00</b>	<b>142,628</b>	<b>2.00</b>
<b>GRAND TOTAL</b>	<b>\$142,599</b>	<b>3.20</b>	<b>\$142,628</b>	<b>2.00</b>	<b>\$142,628</b>	<b>2.00</b>	<b>\$142,628</b>	<b>2.00</b>

## CORE DECISION ITEM

<b>Department</b>	Governor	<b>Budget Unit</b>	20030
<b>Division</b>			
<b>Core -</b>	Mansion Operating Expenses		

## 1. CORE FINANCIAL SUMMARY

	FY 2011 Budget Request			
	GR	Federal	Other	Total
PS	78,116	0	0	78,116
EE	64,512	0	0	64,512
PSD	0	0	0	0
TRF	0	0	0	0
<b>Total</b>	<b>142,628</b>	<b>0</b>	<b>0</b>	<b>142,628</b>
<b>FTE</b>	<b>2.00</b>	<b>0.00</b>	<b>0.00</b>	<b>2.00</b>

<b>Est. Fringe</b>	46,971	0	0	46,971
--------------------	--------	---	---	--------

Note: Fringes budgeted in House Bill 5 except for certain fringes budgeted directly to MoDOT, Highway Patrol, and Conservation.

Other Funds:

	FY 2011 Governor's Recommendation			
	GR	Fed	Other	Total
PS	78,116	0	0	78,116
EE	64,512	0	0	64,512
PSD	0	0	0	0
TRF	0	0	0	0
<b>Total</b>	<b>142,628</b>	<b>0</b>	<b>0</b>	<b>142,628</b>
<b>FTE</b>	<b>2.00</b>	<b>0.00</b>	<b>0.00</b>	<b>2.00</b>

<b>Est. Fringe</b>	46,971	0	0	46,971
--------------------	--------	---	---	--------

Note: Fringes budgeted in House Bill 5 except for certain fringes budgeted directly to MoDOT, Highway Patrol, and Conservation.

Other Funds:

## 2. CORE DESCRIPTION

The historic Victorian Missouri Governor's Mansion provides a home for the governor and the governor's family. The core funding provides for the on-going, day-to-day operations of the mansion. The mansion is also a cultural and educational resource for Missouri's citizens. In particular, it is used to teach children about Missouri state government and about this state's rich history.

## 3. PROGRAM LISTING (list programs included in this core funding)

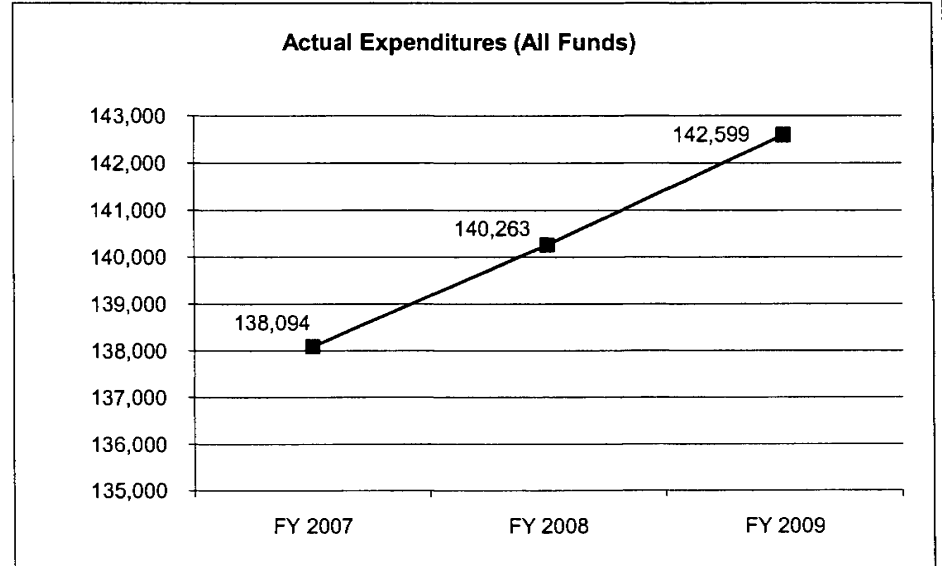
N/A

**CORE DECISION ITEM**

<b>Department</b>	Governor	<b>Budget Unit</b>	20030
<b>Division</b>			
<b>Core -</b>	Mansion Operating Expenses		

**4. FINANCIAL HISTORY**

	FY 2007 Actual	FY 2008 Actual	FY 2009 Actual	FY 2010 Current Yr.
Appropriation (All Funds)	138,144	140,353	142,628	142,628
Less Reverted (All Funds)	0	0	0	N/A
Budget Authority (All Funds)	138,144	140,353	142,628	N/A
Actual Expenditures (All Funds)	138,094	140,263	142,599	N/A
Unexpended (All Funds)	50	90	29	N/A
Unexpended, by Fund:				
General Revenue	50	90	29	N/A
Federal	0	0	0	N/A
Other	0	0	0	N/A



Reverted includes Governor's standard 3 percent reserve (when applicable) and any extraordinary expenditure restrictions.

**NOTES:**

---

**CORE RECONCILIATION DETAIL**


---

**GOVERNOR**  
**MANSION OPERATING EXPENSES**

---

**5. CORE RECONCILIATION DETAIL**


---

	Budget Class	FTE	GR	Federal	Other	Total	Explanation
<b>TAFP AFTER VETOES</b>							
	PS	2.00	78,116	0	0	78,116	
	EE	0.00	64,512	0	0	64,512	
	<b>Total</b>	<b>2.00</b>	<b>142,628</b>	<b>0</b>	<b>0</b>	<b>142,628</b>	
<b>DEPARTMENT CORE REQUEST</b>							
	PS	2.00	78,116	0	0	78,116	
	EE	0.00	64,512	0	0	64,512	
	<b>Total</b>	<b>2.00</b>	<b>142,628</b>	<b>0</b>	<b>0</b>	<b>142,628</b>	
<b>GOVERNOR'S RECOMMENDED CORE</b>							
	PS	2.00	78,116	0	0	78,116	
	EE	0.00	64,512	0	0	64,512	
	<b>Total</b>	<b>2.00</b>	<b>142,628</b>	<b>0</b>	<b>0</b>	<b>142,628</b>	

**FLEXIBILITY REQUEST FORM**

<b>BUDGET UNIT NUMBER:</b> 20030	<b>DEPARTMENT:</b> Governor
<b>BUDGET UNIT NAME:</b> Mansion Operating	<b>DIVISION:</b> Governor's Mansion

**1. Provide the amount by fund of personal service flexibility and the amount by fund of expense and equipment flexibility you are requesting in dollar and percentage terms and explain why the flexibility is needed. If flexibility is being requested among divisions, provide the amount by fund of flexibility you are requesting in dollar and percentage terms and explain why the flexibility is needed.**

**DEPARTMENT REQUEST**

It is requested that 100% be approved as flexible PS/EE, the same amount as in FY 10, to effectively and efficiently manage the Governor's Mansion resources.

**2. Estimate how much flexibility will be used for the budget year. How much flexibility was used in the Prior Year Budget and the Current Year Budget? Please specify the amount.**

PRIOR YEAR ACTUAL AMOUNT OF FLEXIBILITY USED	CURRENT YEAR ESTIMATED AMOUNT OF FLEXIBILITY THAT WILL BE USED	BUDGET REQUEST ESTIMATED AMOUNT OF FLEXIBILITY THAT WILL BE USED
\$35,661	This will allow flexibility to effectively and efficiently manage resources.	This will allow flexibility to effectively and efficiently manage resources.

**3. Please explain how flexibility was used in the prior and/or current years.**

PRIOR YEAR EXPLAIN ACTUAL USE	CURRENT YEAR EXPLAIN PLANNED USE
Budgeted expense and equipment in the amount of \$35,661 was used to meet personal service obligations.	Unknown

**OFFICE OF THE GOVERNOR**

**DECISION ITEM DETAIL**

Budget Unit	FY 2009	FY 2009	FY 2010	FY 2010	FY 2011	FY 2011	FY 2011	FY 2011
Decision Item	ACTUAL	ACTUAL	BUDGET	BUDGET	DEPT REQ	DEPT REQ	GOV REC	GOV REC
Budget Object Class	DOLLAR	FTE	DOLLAR	FTE	DOLLAR	FTE	DOLLAR	FTE
<b>MANSION OPERATING EXPENSES</b>								
<b>CORE</b>								
EXECUTIVE CHEF	45,058	1.00	45,016	1.00	45,016	1.00	45,016	1.00
HOUSEKEEPER	22,371	1.00	0	0.00	0	0.00	0	0.00
ASSISTANT MANSION DIRECTOR	0	0.00	33,100	1.00	0	0.00	0	0.00
MANSION DIRECTOR	41,238	1.10	0	0.00	33,100	1.00	33,100	1.00
ASSISTANT TO THE FIRST LADY	5,110	0.10	0	0.00	0	0.00	0	0.00
<b>TOTAL - PS</b>	<b>113,777</b>	<b>3.20</b>	<b>78,116</b>	<b>2.00</b>	<b>78,116</b>	<b>2.00</b>	<b>78,116</b>	<b>2.00</b>
TRAVEL, IN-STATE	1,071	0.00	1,000	0.00	1,000	0.00	1,000	0.00
TRAVEL, OUT-OF-STATE	1,977	0.00	1,000	0.00	1,000	0.00	1,000	0.00
SUPPLIES	2,091	0.00	10,413	0.00	10,413	0.00	10,413	0.00
PROFESSIONAL DEVELOPMENT	350	0.00	0	0.00	0	0.00	0	0.00
COMMUNICATION SERV & SUPP	0	0.00	1,000	0.00	1,000	0.00	1,000	0.00
PROFESSIONAL SERVICES	1,129	0.00	5,157	0.00	5,157	0.00	5,157	0.00
M&R SERVICES	993	0.00	1,472	0.00	1,472	0.00	1,472	0.00
COMPUTER EQUIPMENT	0	0.00	1,000	0.00	1,000	0.00	1,000	0.00
OFFICE EQUIPMENT	40	0.00	1,000	0.00	1,000	0.00	1,000	0.00
OTHER EQUIPMENT	0	0.00	1,000	0.00	1,000	0.00	1,000	0.00
PROPERTY & IMPROVEMENTS	0	0.00	100	0.00	100	0.00	100	0.00
EQUIPMENT RENTALS & LEASES	0	0.00	100	0.00	100	0.00	100	0.00
MISCELLANEOUS EXPENSES	21,171	0.00	41,170	0.00	41,170	0.00	41,170	0.00
REBILLABLE EXPENSES	0	0.00	100	0.00	100	0.00	100	0.00
<b>TOTAL - EE</b>	<b>28,822</b>	<b>0.00</b>	<b>64,512</b>	<b>0.00</b>	<b>64,512</b>	<b>0.00</b>	<b>64,512</b>	<b>0.00</b>
<b>GRAND TOTAL</b>	<b>\$142,599</b>	<b>3.20</b>	<b>\$142,628</b>	<b>2.00</b>	<b>\$142,628</b>	<b>2.00</b>	<b>\$142,628</b>	<b>2.00</b>
<b>GENERAL REVENUE</b>	<b>\$142,599</b>	<b>3.20</b>	<b>\$142,628</b>	<b>2.00</b>	<b>\$142,628</b>	<b>2.00</b>	<b>\$142,628</b>	<b>2.00</b>
<b>FEDERAL FUNDS</b>	<b>\$0</b>	<b>0.00</b>	<b>\$0</b>	<b>0.00</b>	<b>\$0</b>	<b>0.00</b>	<b>\$0</b>	<b>0.00</b>
<b>OTHER FUNDS</b>	<b>\$0</b>	<b>0.00</b>	<b>\$0</b>	<b>0.00</b>	<b>\$0</b>	<b>0.00</b>	<b>\$0</b>	<b>0.00</b>



**OFFICE OF THE GOVERNOR**

**DECISION ITEM SUMMARY**

Budget Unit								
Decision Item	FY 2009	FY 2009	FY 2010	FY 2010	FY 2011	FY 2011	FY 2011	FY 2011
Budget Object Summary	ACTUAL	ACTUAL	BUDGET	BUDGET	DEPT REQ	DEPT REQ	GOV REC	GOV REC
Fund	DOLLAR	FTE	DOLLAR	FTE	DOLLAR	FTE	DOLLAR	FTE
<b>NATIONAL GUARD EMERGENCY</b>								
<b>CORE</b>								
PERSONAL SERVICES								
GENERAL REVENUE	1,550,307	5.54	0	0.00	0	0.00	0	0.00
TOTAL - PS	1,550,307	5.54	0	0.00	0	0.00	0	0.00
EXPENSE & EQUIPMENT								
GENERAL REVENUE	423,145	0.00	0	0.00	0	0.00	0	0.00
TOTAL - EE	423,145	0.00	0	0.00	0	0.00	0	0.00
PROGRAM-SPECIFIC								
GENERAL REVENUE	96,675	0.00	1	0.00	1	0.00	1	0.00
TOTAL - PD	96,675	0.00	1	0.00	1	0.00	1	0.00
<b>TOTAL</b>	<b>2,070,127</b>	<b>5.54</b>	<b>1</b>	<b>0.00</b>	<b>1</b>	<b>0.00</b>	<b>1</b>	<b>0.00</b>
<b>GRAND TOTAL</b>	<b>\$2,070,127</b>	<b>5.54</b>	<b>\$1</b>	<b>0.00</b>	<b>\$1</b>	<b>0.00</b>	<b>\$1</b>	<b>0.00</b>

## CORE DECISION ITEM

<b>Department</b>	Governor	<b>Budget Unit</b>	20201
<b>Division</b>			
<b>Core -</b>	National Guard Emergency		

## 1. CORE FINANCIAL SUMMARY

	FY 2011 Budget Request			
	GR	Federal	Other	Total
PS	0	0	0	0
EE	0	0	0	0
PSD	1	0	0	1 E
TRF	0	0	0	0
<b>Total</b>	<b>1</b>	<b>0</b>	<b>0</b>	<b>1</b>
<b>FTE</b>	<b>0.00</b>	<b>0.00</b>	<b>0.00</b>	<b>0.00</b>

<b>Est. Fringe</b>	0	0	0	0
--------------------	---	---	---	---

Note: Fringes budgeted in House Bill 5 except for certain fringes budgeted directly to MoDOT, Highway Patrol, and Conservation.

Other Funds:  
Notes: An "E" is requested for general revenue.

	FY 2011 Governor's Recommendation			
	GR	Fed	Other	Total
PS	0	0	0	0
EE	0	0	0	0
PSD	1	0	0	1 E
TRF	0	0	0	0
<b>Total</b>	<b>1</b>	<b>0</b>	<b>0</b>	<b>1</b>
<b>FTE</b>	<b>0.00</b>	<b>0.00</b>	<b>0.00</b>	<b>0.00</b>

<b>Est. Fringe</b>	0	0	0	0
--------------------	---	---	---	---

Note: Fringes budgeted in House Bill 5 except for certain fringes budgeted directly to MoDOT, Highway Patrol, and Conservation.

Other Funds:  
Notes: An "E" is requested for general revenue.

## 2. CORE DESCRIPTION

This is funding for the National Guard, if called upon by the governor pursuant to Section 41.480, RSMo. The National Guard has been called upon to help deal with various emergencies and disasters, including natural disasters such as floods, ice storms, tornados, and damaging winds.

In FY 2009, the Missouri National Guard provided assistance to communities damaged by flooding and flash-flooding, and those impacted by major winter storms. In FY 2008, the Guard assisted in a number of southwest communities with recovery from damages associated with tornados, high winds, hail, and flooding; in communities across the state of Missouri with recovery from damages associated with snow, freezing rain, sleet, and ice; and in communities along the Missouri and Mississippi Rivers with flood crest mitigation and recovery from damages associated with severe storms and flooding.

Partial reimbursements of costs incurred may be received from the Federal Emergency Management Agency (FEMA) if they have concurrently declared a major disaster emergency. FY 2009 Reimbursements = \$1,438,812 (includes reimbursement for some FY 2008 expenditures).

## 3. PROGRAM LISTING (list programs included in this core funding)

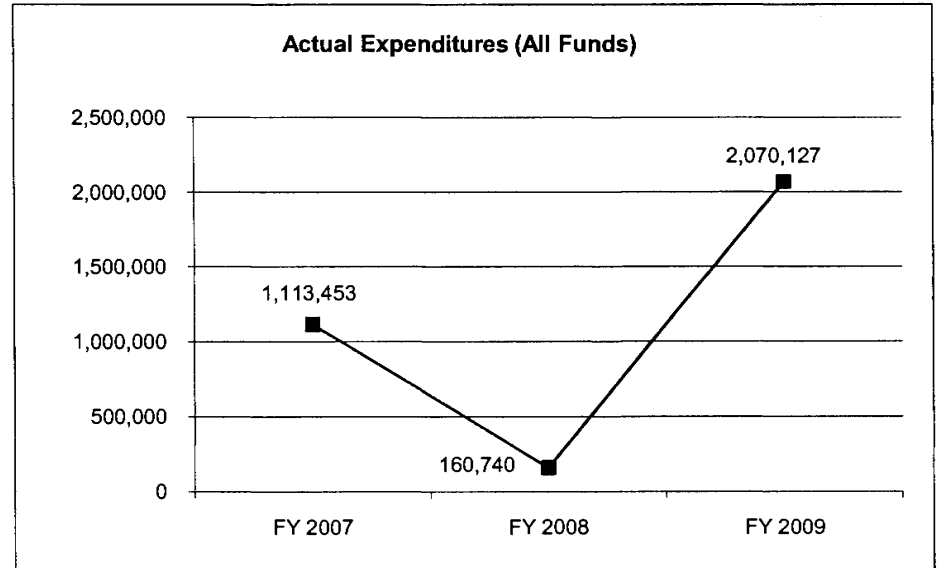
The results of this program are carried out and measured by the Missouri National Guard.

**CORE DECISION ITEM**

<b>Department</b>	Governor	<b>Budget Unit</b>	20201
<b>Division</b>			
<b>Core -</b>	National Guard Emergency		

**4. FINANCIAL HISTORY**

	<u>FY 2007</u> Actual	<u>FY 2008</u> Actual	<u>FY 2009</u> Actual	<u>FY 2010</u> Current Yr.
Appropriation (All Funds)	1,144,001	1,661,701	2,070,301	1 E
Less Reverted (All Funds)	0	0	0	N/A
Budget Authority (All Funds)	1,144,001	1,661,701	2,070,301	N/A
Actual Expenditures (All Funds)	1,113,453	160,740	2,070,127	N/A
Unexpended (All Funds)	30,548	1,500,961	174	N/A
Unexpended, by Fund:				
General Revenue	30,548	1,500,961	174	N/A
Federal	0	0	0	N/A
Other	0	0	0	N/A
	(1)	(2)	(3)	



Reverted includes Governor's standard 3 percent reserve (when applicable) and any extraordinary expenditure restrictions.

**NOTES:**

(1) Estimated appropriation increased by \$1,144,000 in FY 07

(2) Estimated appropriation increased by \$1,661,700 in FY 08. The lapse was due to timing of the June PS expenditures, the last two weeks of which were obligations of the FY 2009 appropriation.

(3) Estimated appropriation increased by \$2,070,300 in FY 09

---

**CORE RECONCILIATION DETAIL**


---

**GOVERNOR**  
**NATIONAL GUARD EMERGENCY**

---

**5. CORE RECONCILIATION DETAIL**


---

	Budget Class	FTE	GR	Federal	Other	Total	Explanation
<b>TAFP AFTER VETOES</b>	PD	0.00	1	0	0	1	
	<b>Total</b>	<b>0.00</b>	<b>1</b>	<b>0</b>	<b>0</b>	<b>1</b>	
<b>DEPARTMENT CORE REQUEST</b>	PD	0.00	1	0	0	1	
	<b>Total</b>	<b>0.00</b>	<b>1</b>	<b>0</b>	<b>0</b>	<b>1</b>	
<b>GOVERNOR'S RECOMMENDED CORE</b>	PD	0.00	1	0	0	1	
	<b>Total</b>	<b>0.00</b>	<b>1</b>	<b>0</b>	<b>0</b>	<b>1</b>	

**OFFICE OF THE GOVERNOR**

**DECISION ITEM DETAIL**

Budget Unit	FY 2009	FY 2009	FY 2010	FY 2010	FY 2011	FY 2011	FY 2011	FY 2011
Decision Item	ACTUAL	ACTUAL	BUDGET	BUDGET	DEPT REQ	DEPT REQ	GOV REC	GOV REC
Budget Object Class	DOLLAR	FTE	DOLLAR	FTE	DOLLAR	FTE	DOLLAR	FTE
<b>NATIONAL GUARD EMERGENCY</b>								
<b>CORE</b>								
PROCUREMENT OFCR I	69	0.00	0	0.00	0	0.00	0	0.00
PERSONNEL ANAL II	749	0.02	0	0.00	0	0.00	0	0.00
EXECUTIVE I	1,056	0.04	0	0.00	0	0.00	0	0.00
DESIGNATED PRINCIPAL ASST DIV	682	0.01	0	0.00	0	0.00	0	0.00
MISCELLANEOUS PROFESSIONAL	6,490	0.09	0	0.00	0	0.00	0	0.00
EMERGENCY MGMNT WORKER	1,541,261	5.38	0	0.00	0	0.00	0	0.00
<b>TOTAL - PS</b>	<b>1,550,307</b>	<b>5.54</b>	<b>0</b>	<b>0.00</b>	<b>0</b>	<b>0.00</b>	<b>0</b>	<b>0.00</b>
TRAVEL, IN-STATE	238,704	0.00	0	0.00	0	0.00	0	0.00
SUPPLIES	135,884	0.00	0	0.00	0	0.00	0	0.00
COMMUNICATION SERV & SUPP	2,770	0.00	0	0.00	0	0.00	0	0.00
PROFESSIONAL SERVICES	3,483	0.00	0	0.00	0	0.00	0	0.00
HOUSEKEEPING & JANITORIAL SERV	600	0.00	0	0.00	0	0.00	0	0.00
M&R SERVICES	30,554	0.00	0	0.00	0	0.00	0	0.00
COMPUTER EQUIPMENT	236	0.00	0	0.00	0	0.00	0	0.00
OTHER EQUIPMENT	10,009	0.00	0	0.00	0	0.00	0	0.00
EQUIPMENT RENTALS & LEASES	905	0.00	0	0.00	0	0.00	0	0.00
<b>TOTAL - EE</b>	<b>423,145</b>	<b>0.00</b>	<b>0</b>	<b>0.00</b>	<b>0</b>	<b>0.00</b>	<b>0</b>	<b>0.00</b>
PROGRAM DISTRIBUTIONS	96,675	0.00	1	0.00	1	0.00	1	0.00
<b>TOTAL - PD</b>	<b>96,675</b>	<b>0.00</b>	<b>1</b>	<b>0.00</b>	<b>1</b>	<b>0.00</b>	<b>1</b>	<b>0.00</b>
<b>GRAND TOTAL</b>	<b>\$2,070,127</b>	<b>5.54</b>	<b>\$1</b>	<b>0.00</b>	<b>\$1</b>	<b>0.00</b>	<b>\$1</b>	<b>0.00</b>
<b>GENERAL REVENUE</b>	<b>\$2,070,127</b>	<b>5.54</b>	<b>\$1</b>	<b>0.00</b>	<b>\$1</b>	<b>0.00</b>	<b>\$1</b>	<b>0.00</b>
<b>FEDERAL FUNDS</b>	<b>\$0</b>	<b>0.00</b>	<b>\$0</b>	<b>0.00</b>	<b>\$0</b>	<b>0.00</b>	<b>\$0</b>	<b>0.00</b>
<b>OTHER FUNDS</b>	<b>\$0</b>	<b>0.00</b>	<b>\$0</b>	<b>0.00</b>	<b>\$0</b>	<b>0.00</b>	<b>\$0</b>	<b>0.00</b>



**OFFICE OF THE GOVERNOR**

**DECISION ITEM SUMMARY**

<b>Budget Unit</b>								
<b>Decision Item</b>	<b>FY 2009</b>	<b>FY 2009</b>	<b>FY 2010</b>	<b>FY 2010</b>	<b>FY 2011</b>	<b>FY 2011</b>	<b>FY 2011</b>	<b>FY 2011</b>
<b>Budget Object Summary</b>	<b>ACTUAL</b>	<b>ACTUAL</b>	<b>BUDGET</b>	<b>BUDGET</b>	<b>DEPT REQ</b>	<b>DEPT REQ</b>	<b>GOV REC</b>	<b>GOV REC</b>
<b>Fund</b>	<b>DOLLAR</b>	<b>FTE</b>	<b>DOLLAR</b>	<b>FTE</b>	<b>DOLLAR</b>	<b>FTE</b>	<b>DOLLAR</b>	<b>FTE</b>
<b>SPECIAL AUDITS</b>								
<b>CORE</b>								
EXPENSE & EQUIPMENT								
GENERAL REVENUE	200,000	0.00	30,000	0.00	30,000	0.00	30,000	0.00
TOTAL - EE	200,000	0.00	30,000	0.00	30,000	0.00	30,000	0.00
<b>TOTAL</b>	<b>200,000</b>	<b>0.00</b>	<b>30,000</b>	<b>0.00</b>	<b>30,000</b>	<b>0.00</b>	<b>30,000</b>	<b>0.00</b>
<b>GRAND TOTAL</b>	<b>\$200,000</b>	<b>0.00</b>	<b>\$30,000</b>	<b>0.00</b>	<b>\$30,000</b>	<b>0.00</b>	<b>\$30,000</b>	<b>0.00</b>

## CORE DECISION ITEM

<b>Department</b>	Governor	<b>Budget Unit</b>	20401
<b>Division</b>			
<b>Core -</b>	Special Audits		

## 1. CORE FINANCIAL SUMMARY

	FY 2011 Budget Request			
	GR	Federal	Other	Total
PS	0	0	0	0
EE	30,000	0	0	30,000
PSD	0	0	0	0
TRF	0	0	0	0
<b>Total</b>	<b>30,000</b>	<b>0</b>	<b>0</b>	<b>30,000</b>

FTE	0.00	0.00	0.00	0.00
-----	------	------	------	------

<b>Est. Fringe</b>	0	0	0	0
--------------------	---	---	---	---

Note: Fringes budgeted in House Bill 5 except for certain fringes budgeted directly to MoDOT, Highway Patrol, and Conservation.

Other Funds:

	FY 2011 Governor's Recommendation			
	GR	Fed	Other	Total
PS	0	0	0	0
EE	30,000	0	0	30,000
PSD	0	0	0	0
TRF	0	0	0	0
<b>Total</b>	<b>30,000</b>	<b>0</b>	<b>0</b>	<b>30,000</b>

FTE	0.00	0.00	0.00	0.00
-----	------	------	------	------

<b>Est. Fringe</b>	0	0	0	0
--------------------	---	---	---	---

Note: Fringes budgeted in House Bill 5 except for certain fringes budgeted directly to MoDOT, Highway Patrol, and Conservation.

Other Funds:

## 2. CORE DESCRIPTION

Pursuant to Section 26.060, RSMo, the Governor may at any time, when in his judgment the public interest of the state will be served, select competent auditors or accountants to audit the accounts of any department, office, commission, board, bureau, institution, or any subdivision of the state; also road districts, school districts, townships, municipalities and counties receiving money for, or from, the State of Missouri. The expense of any audit ordered by the Governor shall be paid from funds appropriated by the general assembly to be used by the Governor for that purpose.

Performed in FY 2009 were audits of the City of Hayti Heights, the Jennings School District, the Northeast Fire and Ambulance District, the St Louis Board of Police Commissioners, the City of Sibley, and the City of Pleasant Valley.

## 3. PROGRAM LISTING (list programs included in this core funding)

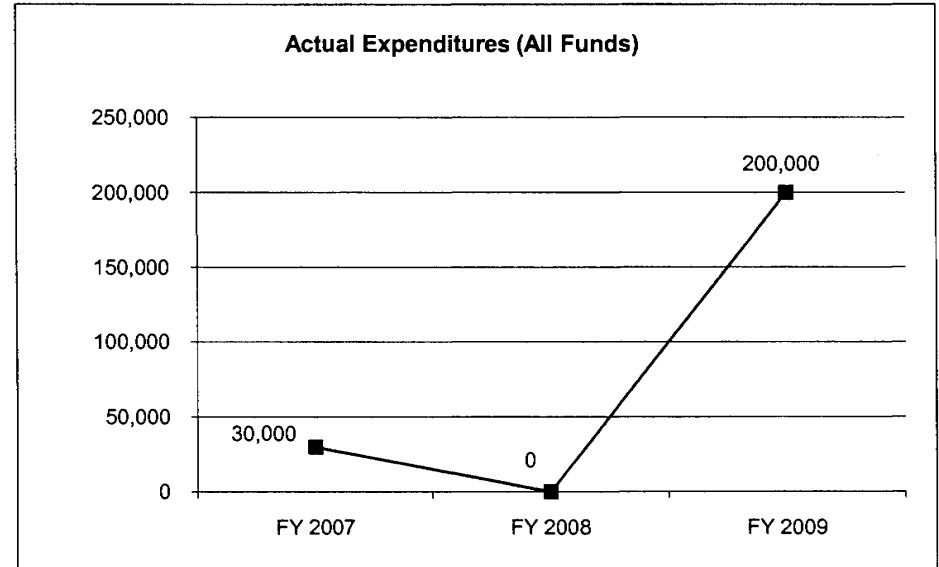
N/A

**CORE DECISION ITEM**

<b>Department</b>	Governor	<b>Budget Unit</b>	20401
<b>Division</b>			
<b>Core -</b>	Special Audits		

**4. FINANCIAL HISTORY**

	<u>FY 2007</u>	<u>FY 2008</u>	<u>FY 2009</u>	<u>FY 2010</u>
	<u>Actual</u>	<u>Actual</u>	<u>Actual</u>	<u>Current Yr.</u>
Appropriation (All Funds)	30,000	30,000	200,000	30,000
Less Reverted (All Funds)	0	0	0	N/A
Budget Authority (All Funds)	30,000	30,000	200,000	N/A
Actual Expenditures (All Funds)	30,000	0	200,000	N/A
Unexpended (All Funds)	0	30,000	0	N/A
Unexpended, by Fund:				
General Revenue	0	30,000	0	N/A
Federal	0	0	0	N/A
Other	0	0	0	N/A



Reverted includes Governor's standard 3 percent reserve (when applicable) and any extraordinary expenditure restrictions.

**NOTES:**

---

**CORE RECONCILIATION DETAIL**


---

**GOVERNOR**  
**SPECIAL AUDITS**

---

**5. CORE RECONCILIATION DETAIL**


---

	Budget Class	FTE	GR	Federal	Other	Total	Explanation
<b>TAFP AFTER VETOES</b>							
	EE	0.00	30,000	0	0	30,000	
	<b>Total</b>	<b>0.00</b>	<b>30,000</b>	<b>0</b>	<b>0</b>	<b>30,000</b>	
<b>DEPARTMENT CORE REQUEST</b>							
	EE	0.00	30,000	0	0	30,000	
	<b>Total</b>	<b>0.00</b>	<b>30,000</b>	<b>0</b>	<b>0</b>	<b>30,000</b>	
<b>GOVERNOR'S RECOMMENDED CORE</b>							
	EE	0.00	30,000	0	0	30,000	
	<b>Total</b>	<b>0.00</b>	<b>30,000</b>	<b>0</b>	<b>0</b>	<b>30,000</b>	

**OFFICE OF THE GOVERNOR**

**DECISION ITEM DETAIL**

Budget Unit	FY 2009	FY 2009	FY 2010	FY 2010	FY 2011	FY 2011	FY 2011	FY 2011
Decision Item	ACTUAL	ACTUAL	BUDGET	BUDGET	DEPT REQ	DEPT REQ	GOV REC	GOV REC
Budget Object Class	DOLLAR	FTE	DOLLAR	FTE	DOLLAR	FTE	DOLLAR	FTE
<b>SPECIAL AUDITS</b>								
<b>CORE</b>								
PROFESSIONAL SERVICES	200,000	0.00	30,000	0.00	30,000	0.00	30,000	0.00
<b>TOTAL - EE</b>	<b>200,000</b>	<b>0.00</b>	<b>30,000</b>	<b>0.00</b>	<b>30,000</b>	<b>0.00</b>	<b>30,000</b>	<b>0.00</b>
<b>GRAND TOTAL</b>	<b>\$200,000</b>	<b>0.00</b>	<b>\$30,000</b>	<b>0.00</b>	<b>\$30,000</b>	<b>0.00</b>	<b>\$30,000</b>	<b>0.00</b>
GENERAL REVENUE	\$200,000	0.00	\$30,000	0.00	\$30,000	0.00	\$30,000	0.00
FEDERAL FUNDS	\$0	0.00	\$0	0.00	\$0	0.00	\$0	0.00
OTHER FUNDS	\$0	0.00	\$0	0.00	\$0	0.00	\$0	0.00



**OFFICE OF THE GOVERNOR**

**DECISION ITEM SUMMARY**

Budget Unit								
Decision Item	FY 2009	FY 2009	FY 2010	FY 2010	FY 2011	FY 2011	FY 2011	FY 2011
Budget Object Summary	ACTUAL	ACTUAL	BUDGET	BUDGET	DEPT REQ	DEPT REQ	GOV REC	GOV REC
Fund	DOLLAR	FTE	DOLLAR	FTE	DOLLAR	FTE	DOLLAR	FTE
<b>GOVTMNTL EMERGENCY FUND COMM</b>								
<b>CORE</b>								
PROGRAM-SPECIFIC								
GENERAL REVENUE	0	0.00	1	0.00	1	0.00	1	0.00
TOTAL - PD	0	0.00	1	0.00	1	0.00	1	0.00
<b>TOTAL</b>	<b>0</b>	<b>0.00</b>	<b>1</b>	<b>0.00</b>	<b>1</b>	<b>0.00</b>	<b>1</b>	<b>0.00</b>
<b>GRAND TOTAL</b>	<b>\$0</b>	<b>0.00</b>	<b>\$1</b>	<b>0.00</b>	<b>\$1</b>	<b>0.00</b>	<b>\$1</b>	<b>0.00</b>

**CORE DECISION ITEM**

<b>Department</b>	Governor	<b>Budget Unit</b>	20603
<b>Division</b>			
<b>Core -</b>	Governmental Emergency Fund Committee		

**1. CORE FINANCIAL SUMMARY**

	FY 2011 Budget Request					FY 2011 Governor's Recommendation			
	GR	Federal	Other	Total		GR	Fed	Other	Total
PS	0	0	0	0	PS	0	0	0	0
EE	0	0	0	0	EE	0	0	0	0
PSD	1	0	0	1 E	PSD	1	0	0	1 E
TRF	0	0	0	0	TRF	0	0	0	0
<b>Total</b>	<b>1</b>	<b>0</b>	<b>0</b>	<b>1</b>	<b>Total</b>	<b>1</b>	<b>0</b>	<b>0</b>	<b>1</b>
<b>FTE</b>	<b>0.00</b>	<b>0.00</b>	<b>0.00</b>	<b>0.00</b>	<b>FTE</b>	<b>0.00</b>	<b>0.00</b>	<b>0.00</b>	<b>0.00</b>

<b>Est. Fringe</b>	0	0	0	0
--------------------	---	---	---	---

*Note: Fringes budgeted in House Bill 5 except for certain fringes budgeted directly to MoDOT, Highway Patrol, and Conservation.*

<b>Est. Fringe</b>	0	0	0	0
--------------------	---	---	---	---

*Note: Fringes budgeted in House Bill 5 except for certain fringes budgeted directly to MoDOT, Highway Patrol, and Conservation.*

Other Funds:  
Notes: An "E" is requested for general revenue.

Other Funds:  
Notes: An "E" is requested for general revenue.

**2. CORE DESCRIPTION**

Sections 33.700 through 33.730, RSMo, create the Governmental Emergency Fund and the Governmental Emergency Fund Committee. The fund shall consist of all moneys appropriated, transferred or otherwise credited to it by law not to exceed the sum of \$150,000 per annum, and are to be used only to meet emergency and unanticipated requirements necessary to insure the proper functioning of state government. Requests by a state department or agency for the allocation and expenditure of money from the fund shall be made by the administrative head of the department or agency in writing to the Governor and to the chairman of the Governmental Emergency Fund Committee who shall transmit the request to the committee.

No expenditure of money from the fund shall be made except after authorization by a majority vote of the full membership of the Governmental Emergency Fund Committee, comprised of the governor, the commissioner of administration, the chairman and ranking minority member of the senate appropriations committee, the chairman and ranking minority member of the house appropriations committee, and the director of the Office of Administration's Division of Facilities Management, Design and Construction who shall serve as consultant to the committee without vote.

No expenditure of money from the fund shall be made except after authorization by a majority vote of the full membership of the governmental emergency fund committee and only for the specific purpose authorized by the committee. Upon approval of any allocation and expenditure from the fund, the committee shall certify to the commissioner of administration the amount and purposes allowed.

**3. PROGRAM LISTING (list programs included in this core funding)**

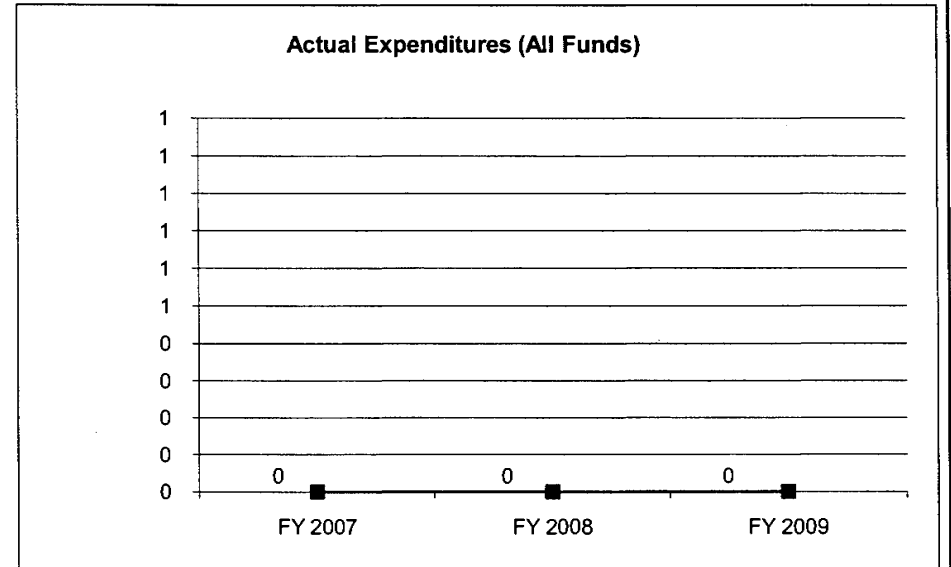
N/A

**CORE DECISION ITEM**

<b>Department</b>	Governor	<b>Budget Unit</b>	20603
<b>Division</b>			
<b>Core -</b>	Governmental Emergency Fund Committee		

**4. FINANCIAL HISTORY**

	FY 2007 Actual	FY 2008 Actual	FY 2009 Actual	FY 2010 Current Yr.
Appropriation (All Funds)	1	1	1	1 E
Less Reverted (All Funds)	0	0	0	N/A
Budget Authority (All Funds)	1	1	1	N/A
Actual Expenditures (All Funds)	0	0	0	N/A
Unexpended (All Funds)	1	1	1	N/A
<b>Unexpended, by Fund:</b>				
General Revenue	1	1	1	N/A
Federal	0	0	0	N/A
Other	0	0	0	N/A



Reverted includes Governor's standard 3 percent reserve (when applicable) and any extraordinary expenditure restrictions.

**NOTES:**

---

**CORE RECONCILIATION DETAIL**


---

**GOVERNOR**  
**GOVTMNTL EMERGENCY FUND COMM**

---

**5. CORE RECONCILIATION DETAIL**


---

	Budget Class	FTE	GR	Federal	Other	Total	Explanation
<b>TAFP AFTER VETOES</b>							
	PD	0.00	1	0	0	1	
	<b>Total</b>	<b>0.00</b>	<b>1</b>	<b>0</b>	<b>0</b>	<b>1</b>	
<b>DEPARTMENT CORE REQUEST</b>							
	PD	0.00	1	0	0	1	
	<b>Total</b>	<b>0.00</b>	<b>1</b>	<b>0</b>	<b>0</b>	<b>1</b>	
<b>GOVERNOR'S RECOMMENDED CORE</b>							
	PD	0.00	1	0	0	1	
	<b>Total</b>	<b>0.00</b>	<b>1</b>	<b>0</b>	<b>0</b>	<b>1</b>	

**OFFICE OF THE GOVERNOR**

**DECISION ITEM DETAIL**

Budget Unit	FY 2009	FY 2009	FY 2010	FY 2010	FY 2011	FY 2011	FY 2011	FY 2011
Decision Item	ACTUAL	ACTUAL	BUDGET	BUDGET	DEPT REQ	DEPT REQ	GOV REC	GOV REC
Budget Object Class	DOLLAR	FTE	DOLLAR	FTE	DOLLAR	FTE	DOLLAR	FTE
<b>GOVTMNTL EMERGENCY FUND COMM</b>								
<b>CORE</b>								
PROGRAM DISTRIBUTIONS	0	0.00	1	0.00	1	0.00	1	0.00
TOTAL - PD	0	0.00	1	0.00	1	0.00	1	0.00
<b>GRAND TOTAL</b>	<b>\$0</b>	<b>0.00</b>	<b>\$1</b>	<b>0.00</b>	<b>\$1</b>	<b>0.00</b>	<b>\$1</b>	<b>0.00</b>
GENERAL REVENUE	\$0	0.00	\$1	0.00	\$1	0.00	\$1	0.00
FEDERAL FUNDS	\$0	0.00	\$0	0.00	\$0	0.00	\$0	0.00
OTHER FUNDS	\$0	0.00	\$0	0.00	\$0	0.00	\$0	0.00

