

STATE OF MISSOURI

APPROPRIATION ACTIVITY REPORT




APPROPRIATION YEAR 2012

**OFFICE OF ADMINISTRATION
DIVISION OF ACCOUNTING**

APPROPRIATION ACTIVITY REPORT

APPROPRIATION YEAR 2012



STATE OF MISSOURI

JEREMIAH W. (JAY) NIXON
GOVERNOR

DOUGLAS E. NELSON
ACTING COMMISSIONER
OFFICE OF ADMINISTRATION

STACY NEAL
DIRECTOR
DIVISION OF ACCOUNTING

Jeremiah W. (Jay) Nixon
Governor



Doug Nelson
Acting Commissioner

State of Missouri
OFFICE OF ADMINISTRATION
Division of Accounting
570 Truman Building, 301 West High Street
Post Office Box 809
Jefferson City, Missouri 65102
(573) 751-2971
INTERNET: <http://www.oa.mo.gov/acct>
E-MAIL: acctmail@oa.mo.gov

Stacy Neal
Director

September 17, 2012

The Honorable Jeremiah W. (Jay) Nixon
Governor of Missouri
State Capitol
Jefferson City, Missouri 65101

Dear Governor Nixon:

I am pleased to submit the Appropriation Activity Report of the State of Missouri for the appropriation year July 1, 2011 through July 31, 2012.

This report, together with the Financial and Statistical Report of the Missouri Department of Revenue and the Fiscal Year End Fund Activity of the Office of the State Treasurer, will fulfill the statutory requirements for financial reporting under Section 32.060 of the Missouri Revised Statutes.

These statements present a comparative analysis of revenues to expenditures and appropriations to expenditures for Appropriation Year 2012. This report also includes a detailed analysis of appropriations and expenditures by departments, fund groups and major categories. This report is prepared on a budgetary (non-GAAP) basis of accounting. Under the budgetary basis of accounting, revenues are recorded when cash is received and expenditures when the liabilities for them are recorded.

Sincerely,

A handwritten signature in cursive script that reads "Stacy Neal".

Stacy Neal
Director

STATE OF MISSOURI
REVENUES - ALL FUNDS AND GENERAL REVENUE FUNDS
FOR FISCAL YEARS 2012 AND 2011

	Fiscal Year 2012		Fiscal Year 2011	
	All Funds	General Revenue Funds	All Funds	General Revenue Funds
<u>TAXES</u>				
Sales and Use Tax	\$ 3,091,965,370	\$ 1,873,305,715	\$ 2,969,565,777	\$ 1,809,696,986
Income Tax	6,283,854,258	6,277,360,378	6,097,474,718	6,088,541,006
Premium Tax	270,168,549	215,150,886	283,614,757	233,296,993
Commodity Tax	139,259,297	28,773,218	138,476,544	28,617,622
Corporation Franchise Tax	70,171,529	70,171,529	81,733,747	81,733,747
Motor Vehicle Fuel/Use Tax	708,778,158	---	720,159,467	---
Inheritance Tax	170,966	170,966	2,117,782	2,117,783
Miscellaneous Taxes	531,025,442	137,612,232	502,625,213	100,544,077
Total Taxes	11,095,393,569	8,602,544,924	10,795,768,005	8,344,548,214
<u>LICENSES, FEES AND PERMITS</u>				
Licenses and Permits	362,913,288	10,248,059	354,493,175	10,480,034
Collection Fees	26,292,020	26,284,521	24,645,324	24,644,490
Registration Fees	42,387,762	32,506,753	40,090,192	30,004,245
Regulatory Fees	65,153,099	1,005,087	65,484,702	1,004,387
Inspection Fees	10,707,254	36,555	10,187,882	1,076,126
Court Fees	41,058,636	13,395,875	44,203,725	14,922,114
Financial Institute Exam Fees	10,104,394	---	8,962,723	---
Miscellaneous Fees	123,207,646	2,709,104	122,414,406	2,752,084
Total Licenses, Fees and Permits	681,824,099	86,185,954	670,482,129	84,883,480
<u>SALES</u>				
Bond Sales	1,867,300	1,867,300	74,305,146	---
Working Capital Revolving Fund Sales	28,348,392	---	30,943,684	---
Lottery Sales	464,048,652	---	434,022,539	---
Sales	33,508,083	1,014,505	32,259,172	675,153
Total Sales	527,772,427	2,881,805	571,530,541	675,153
<u>LEASES AND RENTALS</u>				
Concessions and Recreational Rentals and Leases	2,488,287	---	2,547,519	805
Miscellaneous Leases and Rentals	29,009,338	41,840	29,218,911	27,654
Total Leases and Rentals	31,497,625	41,840	31,766,430	28,459

STATE OF MISSOURI
REVENUES - ALL FUNDS AND GENERAL REVENUE FUNDS
FOR FISCAL YEARS 2012 AND 2011

	Fiscal Year 2012		Fiscal Year 2011	
	All Funds	General Revenue Funds	All Funds	General Revenue Funds
<u>SERVICES</u>				
Medicaid Services	290,047,624	12,432,531	260,712,560	45,576,176
Medicare Services	7,544,088	1,751,776	8,768,553	2,948,577
Other Medical Services	2,792,739	2,780,441	6,426,798	6,421,382
Other Services	199,390	---	157,360	---
Interagency Services	225,264,127	562,607	212,862,380	399,518
Total Services	525,847,968	17,527,355	488,927,651	55,345,653
<u>CONTRIBUTIONS AND INTER- GOVERNMENTAL RECEIPTS</u>				
Federal Grants	9,752,376,564	1,456,048,902	10,993,046,855	1,378,708,896
Others	177,547,819	58,182,703	166,899,680	36,766,698
Total Contributions and Intergovernmental Receipts	9,929,924,383	1,514,231,605	11,159,946,535	1,415,475,594
<u>INTEREST, PENALTIES AND UNCLAIMED PROPERTIES</u>				
Interest	55,923,151	14,075,831	38,114,712	15,506,594
Penalties	16,777,598	5,621,727	14,690,707	5,588,322
Unclaimed Properties	81,362,115	62,754	82,406,758	102,684
Total Interest, Penalties and Unclaimed Properties	154,062,864	19,760,312	135,212,177	21,197,600
<u>REFUNDS</u>				
Medicare-Medicaid Refunds	507,643,669	10,524,944	482,052,781	14,908,502
School Refunds	10,011,946	4,183,121	10,387,304	3,609,892
Cost Reimbursements	846,638	846,638	859,303	859,303
Miscellaneous Refunds	13,776,247	2,370,846	14,938,721	1,432,214
Total Refunds	532,278,500	17,925,549	508,238,109	20,809,911
<u>MISCELLANEOUS RECEIPTS</u>				
Redeposit of Investment/ Loan Principal	65,010,778	---	57,348,682	556,189
Bond Account	8,968,358	8,968,358	7,368,306	7,368,307
Miscellaneous Receipts	759,083,269	276,801,741	693,341,935	239,684,651
Total Miscellaneous Receipts	833,062,405	285,770,099	758,058,923	247,609,147
TOTAL REVENUES	\$ 24,311,663,840	\$ 10,546,869,443	\$ 25,119,930,500	\$ 10,190,573,211

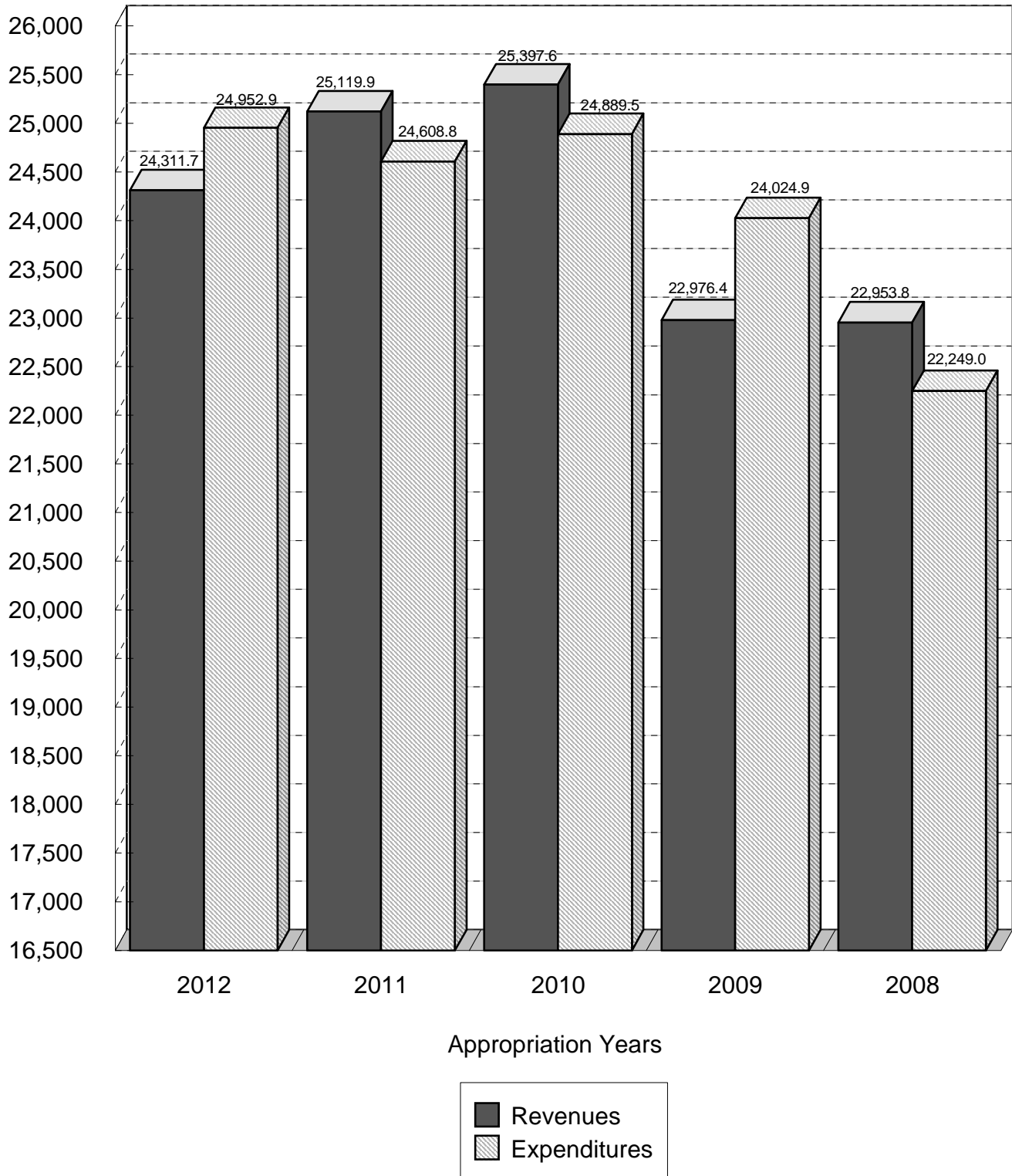
The notes are an integral part of this report.

STATE OF MISSOURI
SCHEDULE OF REVENUES, EXPENDITURES AND TRANSFERS
FOR THE PAST FIVE YEARS - ALL FUNDS

	Fiscal Year 2012	Fiscal Year 2011	Fiscal Year 2010	Fiscal Year 2009	Fiscal Year 2008
<u>REVENUES AND TRANSFERS IN</u>					
Revenues					
Taxes	\$ 11,095,393,569	\$ 10,795,768,005	\$ 10,511,717,815	\$ 11,079,619,036	\$ 11,518,848,956
Licenses, Fees and Permits	681,824,099	670,482,129	667,163,298	678,920,364	686,991,545
Sales, Services, Leases and Rentals	1,083,250,720	1,017,919,476	958,541,182	974,305,540	900,564,466
Bond Sale Proceeds	1,867,300	74,305,146	1,107,698,801	135,638,581	591,204,336
Contributions and Intergovernmental	9,929,924,383	11,159,946,535	10,850,094,418	8,798,939,700	8,039,812,788
Interest, Penalties and Unclaimed Properties	154,062,864	135,212,177	151,186,706	198,192,207	338,616,706
Refunds	532,278,500	508,238,109	370,777,202	311,552,295	280,399,521
Miscellaneous Revenues	833,062,405	758,058,923	780,438,578	799,185,777	597,318,185
Total Revenues	24,311,663,840	25,119,930,500	25,397,618,000	22,976,353,500	22,953,756,503
Total Transfers In	8,753,799,811	8,319,448,292	9,047,471,034	8,400,881,543	7,466,128,457
Total Revenues and Transfers In	\$ 33,065,463,651	\$ 33,439,378,792	\$ 34,445,089,034	\$ 31,377,235,043	\$ 30,419,884,960
	Appropriation Year 2012	Appropriation Year 2011	Appropriation Year 2010	Appropriation Year 2009	Appropriation Year 2008
<u>EXPENDITURES AND TRANSFERS OUT</u>					
Expenditures					
Personal Service Expense and Equipment	\$ 3,000,102,241	\$ 3,073,022,515	\$ 3,149,671,871	\$ 3,118,954,791	\$ 3,017,017,004
Capital Improvements	1,568,688,765	1,528,495,649	1,545,065,039	1,656,264,240	1,540,464,722
Program Specific	1,218,609,221	1,319,205,597	1,398,430,086	1,299,151,593	1,157,682,440
Refunds (Note 6)	17,806,151,192	17,262,275,989	17,239,375,289	16,427,546,245	15,199,153,539
Court Ordered Desegregation Payments (Note 3)	1,359,311,685	1,425,785,810	1,548,000,069	1,512,980,118	1,323,700,718
Total Expenditures	---	---	9,000,000	10,000,000	11,000,000
Transfers Out	24,952,863,104	24,608,785,560	24,889,542,354	24,024,896,987	22,249,018,423
Total Expenditures and Transfers Out	8,753,799,811	8,319,448,292	9,047,471,034	8,400,881,543	7,466,128,457
Excess Revenues and Transfers In (Expenditures and Transfers Out)	33,706,662,915	32,928,233,852	33,937,013,388	32,425,778,530	29,715,146,880
	\$ (641,199,264)	\$ 511,144,940	\$ 508,075,646	\$ (1,048,543,487)	\$ 704,738,080

The notes are an integral part of this report.

STATE OF MISSOURI
CHART OF REVENUES AND EXPENDITURES
FOR THE PAST FIVE YEARS - ALL FUNDS
Millions of Dollars

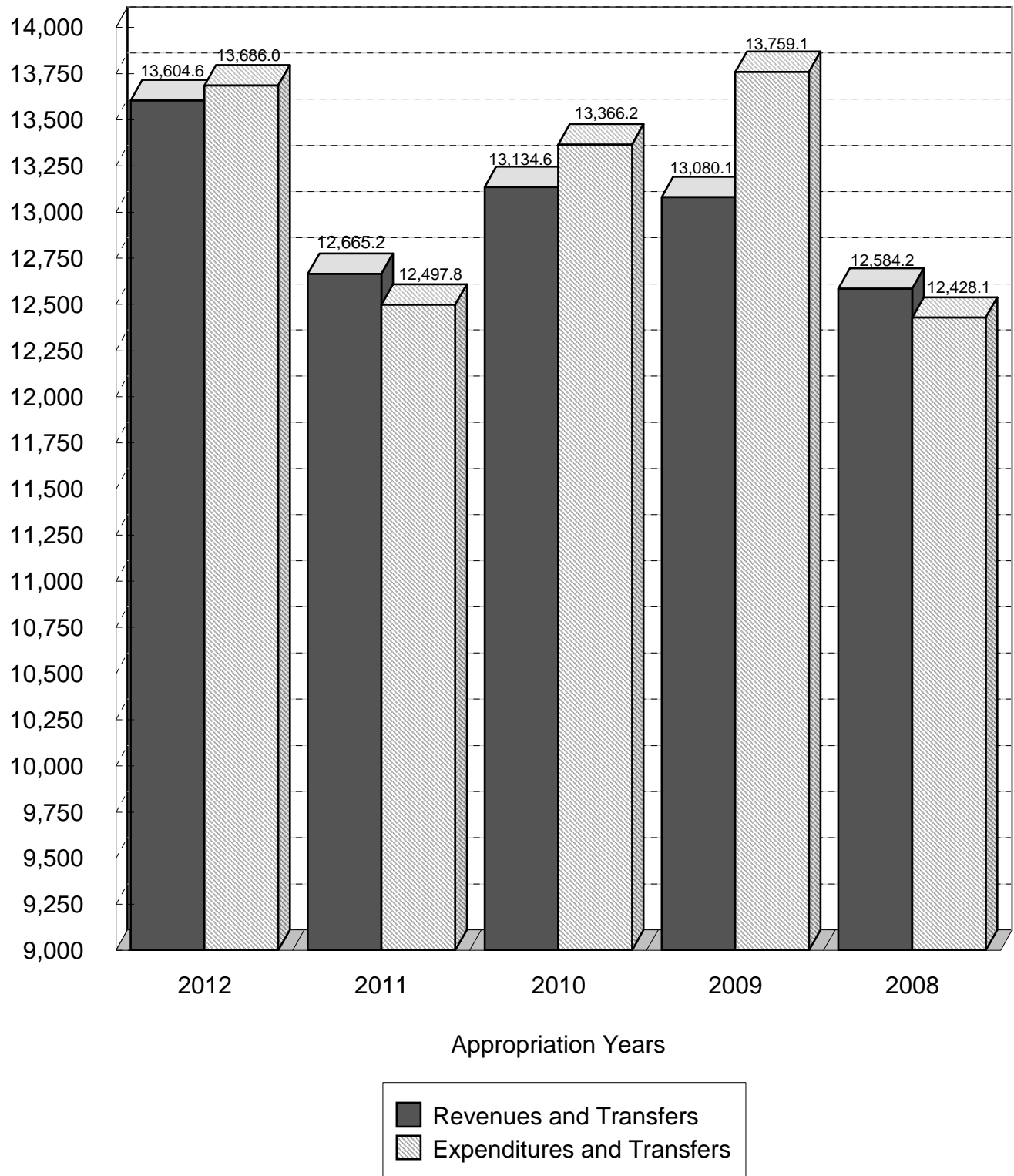


STATE OF MISSOURI
SCHEDULE OF REVENUES, EXPENDITURES AND TRANSFERS
FOR THE PAST FIVE YEARS - GENERAL REVENUE FUNDS

	Fiscal Year 2012	Fiscal Year 2011	Fiscal Year 2010	Fiscal Year 2009	Fiscal Year 2008
<u>REVENUES AND TRANSFERS IN</u>					
Revenues					
Sales and Use Tax	\$ 1,873,305,715	\$ 1,809,696,986	\$ 1,791,663,893	\$ 1,883,719,016	\$ 2,001,119,835
Individual Income Tax	5,844,777,719	5,632,878,559	5,483,967,088	5,935,098,254	6,110,173,109
Corporate Income Tax	432,582,659	455,662,447	408,935,797	434,038,279	520,977,675
County Foreign Insurance Tax	191,896,668	210,996,440	194,348,032	203,798,991	209,554,552
Liquor Taxes and Licenses	25,579,812	25,351,064	27,946,833	26,892,668	26,128,940
Beer Taxes and Licenses	8,151,881	8,222,901	8,286,676	8,849,672	8,476,533
Corporation Franchise Tax	70,171,529	81,733,747	93,155,521	94,337,368	92,508,381
Inheritance Tax	170,966	2,117,783	263,642	3,068,343	3,451,099
Miscellaneous Taxes	160,866,450	122,844,631	109,702,653	79,733,297	60,621,942
Interest on Deposits and Investments	14,075,831	15,506,594	21,197,143	55,730,046	104,385,425
Licenses, Fees and Permits	81,227,479	79,927,136	75,251,063	73,221,093	74,769,007
Sales, Services, Leases and Rentals	20,451,000	56,049,265	65,604,354	95,163,024	87,099,977
Refunds	17,925,549	20,809,911	23,144,030	19,564,464	16,493,200
All Other Sources	1,805,686,185	1,668,775,747	1,623,731,883	1,584,952,390	1,508,951,193
Total Revenues	10,546,869,443	10,190,573,211	9,927,198,608	10,498,166,905	10,824,710,868
Total Transfers In	3,057,687,283	2,474,634,984	3,207,377,111	2,581,970,810	1,759,454,969
Total Revenues and Transfers In	\$ 13,604,556,726	\$ 12,665,208,195	\$ 13,134,575,719	\$ 13,080,137,715	\$ 12,584,165,837
	Appropriation Year 2012	Appropriation Year 2011	Appropriation Year 2010	Appropriation Year 2009	Appropriation Year 2008
<u>EXPENDITURES AND TRANSFERS OUT</u>					
Expenditures					
Personal Service	\$ 988,458,589	\$ 1,025,401,268	\$ 1,057,506,102	\$ 1,151,637,819	\$ 1,101,677,595
Expense and Equipment	401,579,751	379,982,153	353,865,016	427,271,547	357,141,328
Capital Improvements	28,222,502	18,190,769	23,372,564	50,896,844	39,010,012
Program Specific	5,184,738,150	4,844,377,736	4,657,605,393	4,834,395,969	4,524,144,023
Refunds (Note 6)	1,280,851,190	1,339,087,605	1,469,256,100	1,440,854,291	1,258,397,685
Court Ordered Desegregation Payments (Note 3)	---	---	9,000,000	10,000,000	11,000,000
Total Expenditures	7,883,850,182	7,607,039,531	7,570,605,175	7,915,056,470	7,291,370,643
Transfers Out	5,802,128,893	4,890,764,454	5,795,590,817	5,844,082,218	5,136,730,622
Total Expenditures and Transfers Out	13,685,979,075	12,497,803,985	13,366,195,992	13,759,138,688	12,428,101,265
Excess Revenues and Transfers In (Expenditures and Transfers Out)	\$ (81,422,349)	\$ 167,404,210	\$ (231,620,273)	\$ (679,000,973)	\$ 156,064,572

The notes are an integral part of this report.

STATE OF MISSOURI
CHART OF REVENUES, EXPENDITURES AND TRANSFERS
FOR THE PAST FIVE YEARS - GENERAL REVENUE FUNDS
Millions of Dollars

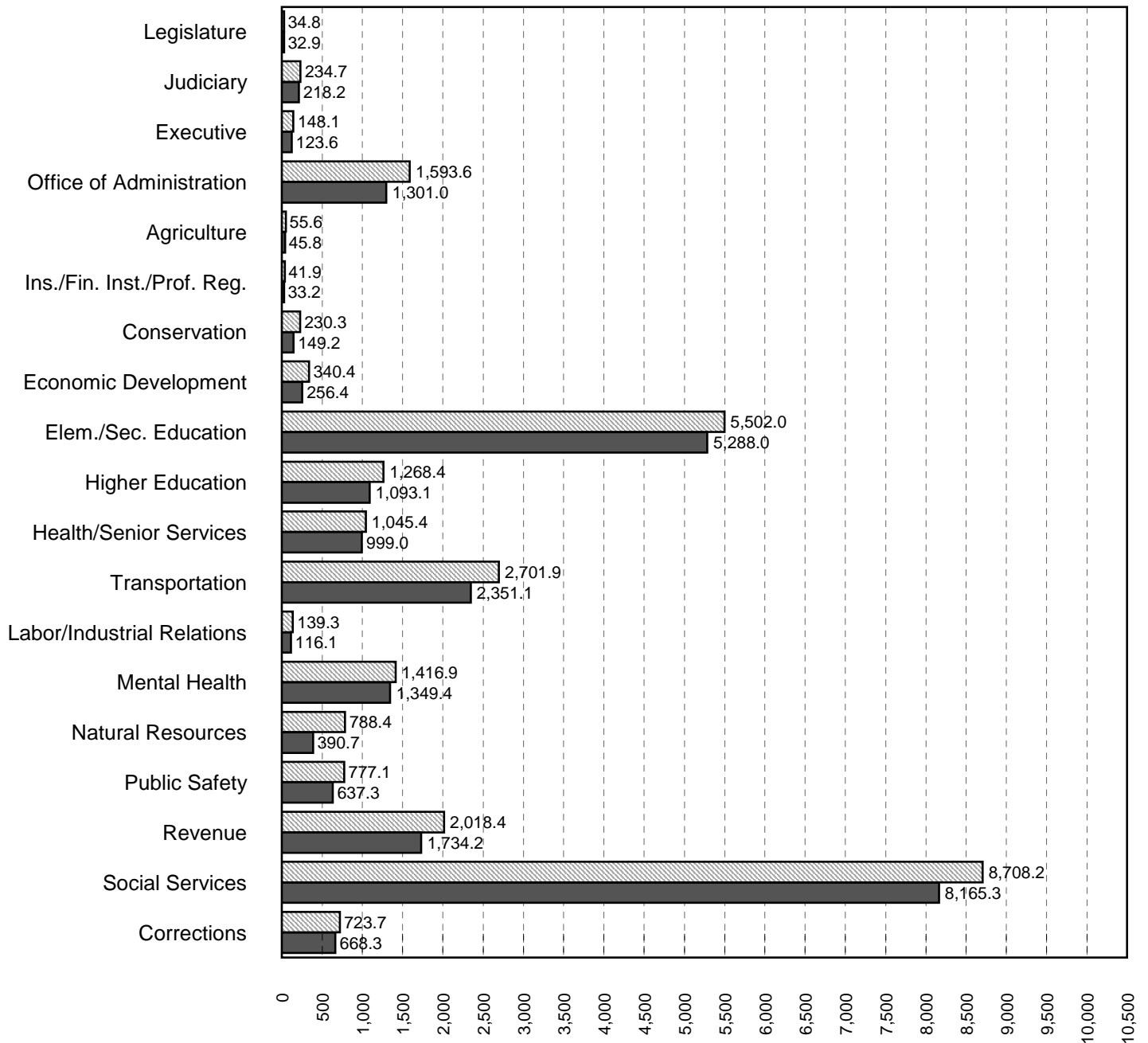




STATE OF MISSOURI
SUMMARY OF APPROPRIATION ACTIVITY BY DEPARTMENT
ALL FUNDS
FOR THE APPROPRIATION YEAR 2012

	Appropriations	Expenditures and Transfers Out June 30, 2012	Lapse Period Corrections and Transfers Out	Total Expenditures and Transfers Out	Biennial Rollovers to 2013	Lapse of Appropriations
Legislature	\$ 34,831,095.00	\$ 32,892,439.32	\$ ---	\$ 32,892,439.32	\$ ---	\$ 1,938,655.68
Judiciary	234,697,192.00	218,209,039.17	(900.00)	218,208,139.17	4.00	16,489,048.83
Executive	148,097,702.00	123,587,565.76	(590.72)	123,586,975.04	---	24,510,726.96
Office of Administration	1,593,532,214.00	1,300,949,866.96	98,958.21	1,301,048,825.17	142,725,942.94	149,757,445.89
Agriculture	55,570,081.00	45,816,752.66	---	45,816,752.66	2,352,504.27	7,400,824.07
Insurance, Financial Institutions and Professional Registration	41,852,389.00	33,216,717.05	(250.00)	33,216,467.05	---	8,635,921.95
Conservation	230,282,732.00	149,223,423.93	(1,366.21)	149,222,057.72	67,330,505.68	13,730,168.60
Economic Development	340,372,182.00	256,359,949.73	(20.00)	256,359,929.73	6,780,134.63	77,232,117.64
Elementary and Secondary Education	5,501,962,587.00	5,287,977,309.90	(2,820.00)	5,287,974,489.90	53,615,004.86	160,373,092.24
Higher Education	1,268,390,728.00	1,093,093,149.73	---	1,093,093,149.73	100,587,582.87	74,709,995.40
Health and Senior Services	1,045,374,941.00	999,027,379.44	(328.49)	999,027,050.95	595,509.09	45,752,380.96
Transportation	2,701,860,670.00	2,351,060,240.22	---	2,351,060,240.22	1,000,000.00	349,800,429.78
Labor and Indus- trial Relations	139,253,782.00	116,052,824.56	---	116,052,824.56	863,934.80	22,337,022.64
Mental Health	1,416,930,908.00	1,349,406,629.09	2,502.36	1,349,409,131.45	14,440,488.60	53,081,287.95
Natural Resources	788,400,661.00	390,745,686.75	275.00	390,745,961.75	60,742,378.69	336,912,320.56
Public Safety	777,099,371.00	637,345,812.04	(6,640.20)	637,339,171.84	68,867,320.35	70,892,878.81
Revenue	2,018,422,549.00	1,734,219,221.69	(3,917.95)	1,734,215,303.74	---	284,207,245.26
Social Services	8,708,184,499.00	8,165,289,202.96	26.11	8,165,289,229.07	5,451,967.66	537,443,302.27
Corrections	723,674,157.00	668,309,183.69	(4,218.17)	668,304,965.52	6,450,554.19	48,918,637.29
Subtotals	27,768,790,440.00	24,952,782,394.65	80,709.94	24,952,863,104.59	531,803,832.63	2,284,123,502.78
Appropriated Transfers Out	9,206,160,073.00	8,753,799,693.28	117.25	8,753,799,810.53	104,785,822.94	347,574,439.53
Totals	<u>\$ 36,974,950,513.00</u>	<u>\$ 33,706,582,087.93</u>	<u>\$ 80,827.19</u>	<u>\$ 33,706,662,915.12</u>	<u>\$ 636,589,655.57</u>	<u>\$ 2,631,697,942.31</u>

The notes are an integral part of this report.

STATE OF MISSOURI
CHART OF APPROPRIATIONS AND EXPENDITURES BY DEPARTMENT
ALL FUNDS
FOR THE APPROPRIATION YEAR 2012
Millions of Dollars



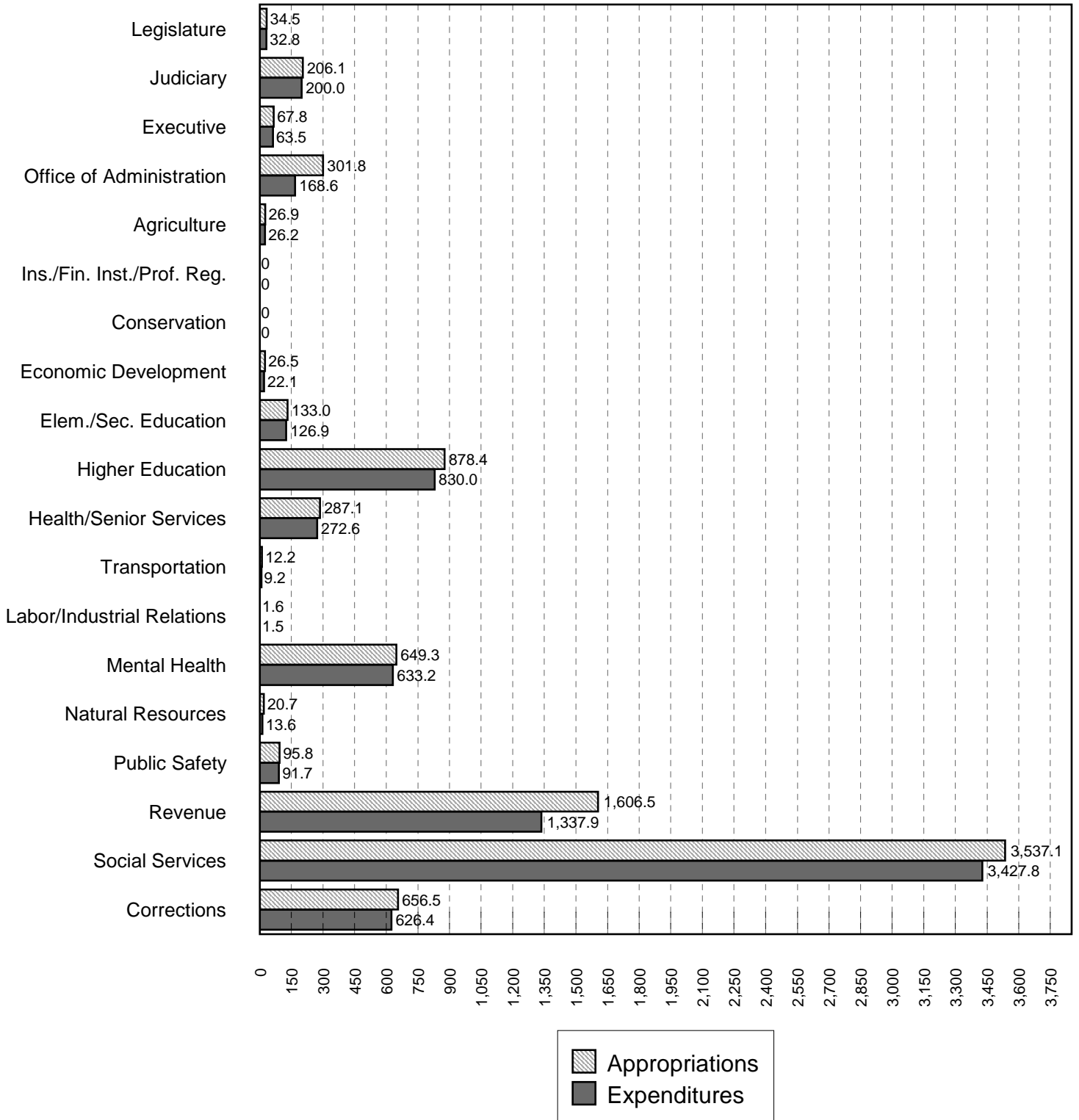
 Appropriations
 Expenditures

STATE OF MISSOURI
SUMMARY OF APPROPRIATION ACTIVITY BY DEPARTMENT
GENERAL REVENUE FUNDS
FOR THE APPROPRIATION YEAR 2012

	Appropriations	Expenditures and Transfers Out June 30, 2012	Lapse Period Corrections and Transfers Out	Total Expenditures and Transfers Out	Biennial Rollovers to 2013	Lapse of Appropriations
Legislature	\$ 34,538,840.00	\$ 32,785,915.71	\$ ---	\$ 32,785,915.71	\$ ---	\$ 1,752,924.29
Judiciary	206,109,537.00	200,028,561.70	(900.00)	200,027,661.70	4.00	6,081,871.30
Executive	67,813,874.00	63,534,419.04	(590.72)	63,533,828.32	---	4,280,045.68
Office of Administration	301,841,614.00	168,570,538.57	(11,541.54)	168,558,997.03	127,032,413.65	6,250,203.32
Agriculture	26,895,478.00	26,151,580.19	---	26,151,580.19	103,828.08	640,069.73
Insurance, Financial Institutions and Professional Registration	---	---	---	---	---	---
Conservation	---	---	---	---	---	---
Economic Development	26,549,864.00	22,097,815.35	---	22,097,815.35	1,732,314.00	2,719,734.65
Elementary and Secondary Education	133,043,472.00	126,851,564.27	0.28	126,851,564.55	22,503.00	6,169,404.45
Higher Education	878,375,244.00	829,958,662.06	---	829,958,662.06	---	48,416,581.94
Health and Senior Services	287,114,528.00	272,630,739.46	(3,766.00)	272,626,973.46	---	14,487,554.54
Transportation	12,191,896.00	9,156,072.00	---	9,156,072.00	1,000,000.00	2,035,824.00
Labor and Indus- trial Relations	1,594,155.00	1,462,257.06	---	1,462,257.06	2.00	131,895.94
Mental Health	649,260,804.00	633,204,352.99	1,244.38	633,205,597.37	7,323,319.60	8,731,887.03
Natural Resources	20,683,803.00	13,633,877.18	---	13,633,877.18	0.49	7,049,925.33
Public Safety	95,782,321.00	91,688,886.11	---	91,688,886.11	476,403.81	3,617,031.08
Revenue	1,606,549,613.00	1,337,892,538.55	(3,837.95)	1,337,888,700.60	---	268,660,912.40
Social Services	3,537,050,956.00	3,430,721,649.62	(2,905,382.95)	3,427,816,266.67	198,710.50	109,035,978.83
Corrections	656,500,017.00	626,409,745.39	(4,218.17)	626,405,527.22	6,450,554.19	23,643,935.59
Subtotals	8,541,896,016.00	7,886,779,175.25	(2,928,992.67)	7,883,850,182.58	144,340,053.32	513,705,780.10
Appropriated Transfers Out	5,994,025,847.00	5,802,138,753.39	(9,860.66)	5,802,128,892.73	70,000,000.00	121,896,954.27
Totals	<u>\$ 14,535,921,863.00</u>	<u>\$ 13,688,917,928.64</u>	<u>\$ (2,938,853.33)</u>	<u>\$ 13,685,979,075.31</u>	<u>\$ 214,340,053.32</u>	<u>\$ 635,602,734.37</u>

The notes are an integral part of this report.

STATE OF MISSOURI
CHART OF APPROPRIATIONS AND EXPENDITURES BY DEPARTMENT
GENERAL REVENUE FUNDS
FOR THE APPROPRIATION YEAR 2012
Millions of Dollars



**STATE OF MISSOURI
OPERATING COSTS AND FLOW THROUGH PAYMENTS BY DEPARTMENT
ALL FUNDS
APPROPRIATION YEAR 2012**

Each year State departments receive appropriations. These appropriations include expenditures to operate the department, expenditures made for the benefit of other departments, and distributions to other entities such as local governments or school districts. The "operating costs" are the expenditures made from the department's appropriations which are used to provide that department's services. The "flow through payments" includes expenditures used to fund other entities' or other departments' expenses and distributions to individuals, other entities, or other departments for ultimate expenditure.

An analysis of an agency's operating costs gives a better indication of its effectiveness because operating costs are directly controlled by the agency's management. Flow through payments are normally the result of statutory or grant requirements. The spending of these moneys is more directly controlled by the entity or department which receives the flow through moneys.

The schedule on the following page shows that the moneys appropriated to an agency are not totally used for operation of that agency. This schedule shows appropriated expenditures for appropriation year 2012. However, these figures do not include appropriated expenditures of \$1,335,200,258.83 for refunds for overpayment of taxes and fees or investment of State money.

Expenditures for retirement, social security, health care, reimbursements to Employment Security, and statewide insurance in the amount of \$825,031,516.05 have been allocated to the various departments. Most of the funding was appropriated to the Office of Administration.

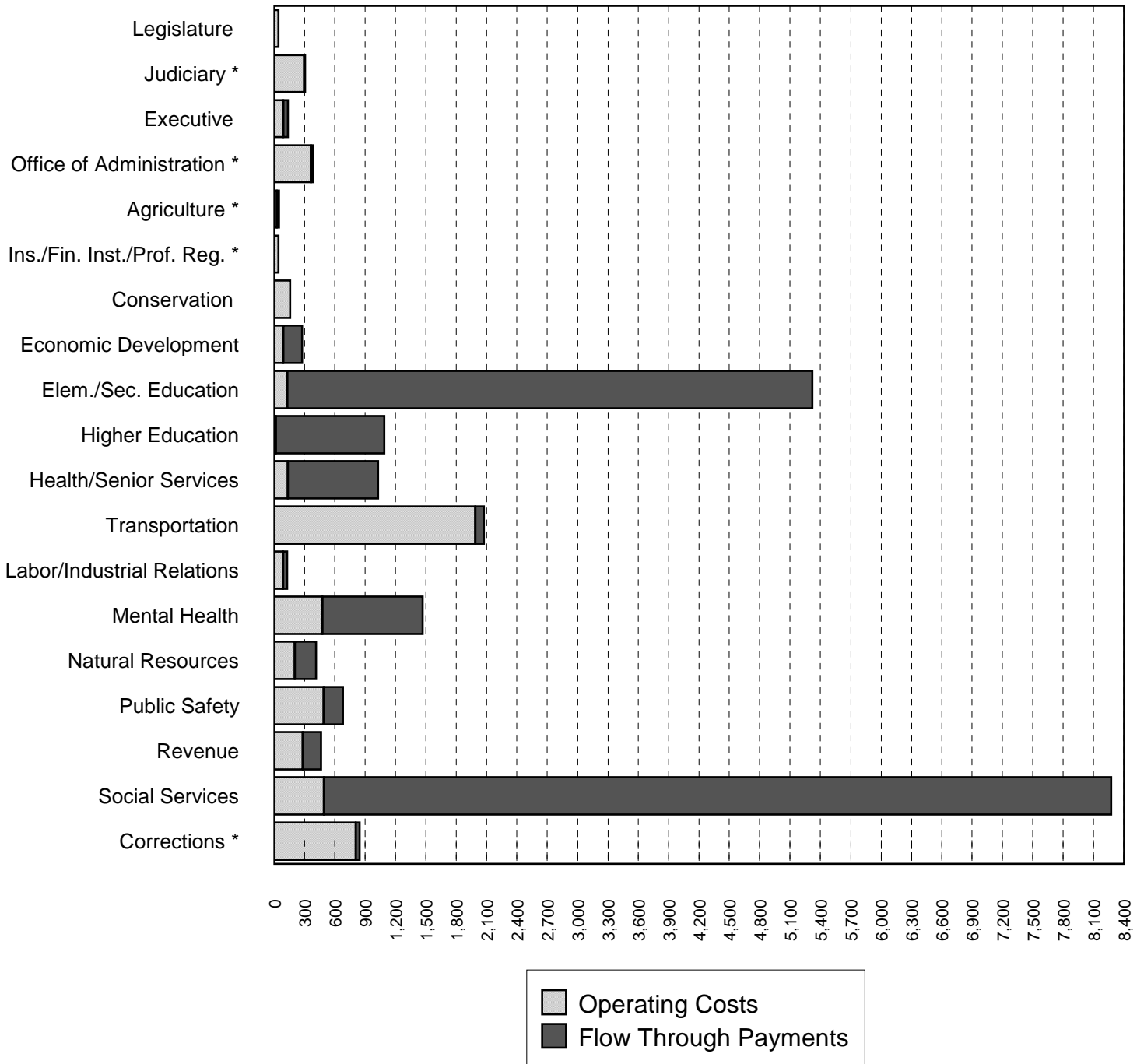
The expenditures for debt service are segregated as they represent operating expenditures of the State as a whole. These expenditures are normally administered by the Office of Administration.

**STATE OF MISSOURI
OPERATING COSTS AND FLOW THROUGH PAYMENTS BY DEPARTMENT
ALL FUNDS
APPROPRIATION YEAR 2012**

	Operating Costs	Flow Through Payments
Legislature	\$ 43,571,157.07	\$ ---
Judiciary	297,069,519.45	11,267,818.97
Executive	91,618,243.97	48,388,955.67
Office of Administration	365,520,215.73	22,694,418.33
Agriculture	29,472,212.92	21,823,011.26
Insurance, Financial Institutions and Professional Registration	41,917,670.85	1,500,713.00
Conservation	161,856,726.38	1,262,205.02
Economic Development	91,369,137.60	188,597,072.57
Elementary and Secondary Education	130,748,801.97	5,189,542,936.22
Higher Education	18,747,384.65	1,072,283,063.59
Health and Senior Services	136,342,216.36	893,778,387.17
Transportation (Note 8)	1,986,780,614.62	86,438,524.65
Labor and Industrial Relations (Note 8)	88,439,035.44	39,995,971.29
Mental Health	477,923,095.15	992,583,191.29
Natural Resources	204,694,202.31	213,283,643.39
Public Safety	491,937,192.53	190,549,172.21
Revenue	283,551,708.00	180,774,982.75
Social Services	493,639,764.01	7,781,539,812.75
Corrections	806,494,130.78	39,280,332.09
Debt Service (Note 8)	400,385,603.75	---
	<hr/>	<hr/>
Totals	<u>\$ 6,642,078,633.54</u>	<u>\$ 16,975,584,212.22</u>

The notes are an integral part of this report.

STATE OF MISSOURI
CHART OF OPERATING COSTS AND FLOW THROUGH PAYMENTS BY DEPARTMENT
ALL FUNDS
FOR THE APPROPRIATION YEAR 2012
Millions of Dollars



*Immaterial Flow Through amounts not shown on this scale.

STATE OF MISSOURI
SUMMARY OF EXPENDITURES BY MAJOR CATEGORY
AND FUND GROUP AND TRANSFERS OUT BY FUND GROUP
FOR THE APPROPRIATION YEAR 2012

	Personal Service	Expense and Equipment	Capital Improvements	Program Specific (Note 6)	Appropriated Transfers Out	Totals
General Fund						
General Revenue						
Funds	\$ 988,458,589.08	\$ 401,579,750.67	\$ 28,222,502.37	\$ 6,465,589,340.46	\$ 5,802,128,892.73	\$ 13,685,979,075.31
Federal Funds	396,877,074.78	308,230,369.39	16,143,693.79	6,846,021,511.15	789,747,617.78	8,357,020,266.89
Special Revenue Funds	362,227,984.05	194,429,369.08	36,438,594.98	5,205,094,774.56	1,758,192,240.98	7,556,382,963.65
Debt Service Funds	---	---	---	178,056,811.01	---	178,056,811.01
Capital Projects Funds	377,780,319.65	268,657,395.77	1,134,005,101.12	368,131,106.12	18,056,980.86	2,166,630,903.52
Permanent Funds	---	---	---	---	332.00	332.00
Enterprise Funds	47,960,654.93	214,389,377.39	2,577,350.11	14,079,905.29	305,146,478.25	584,153,765.97
Internal Service Funds	50,609,406.40	176,886,654.88	1,221,978.58	22,914,563.20	35,941,920.66	287,574,523.72
Agency Funds	775,685,713.10	738,989.61	---	15,262,348.17	1,360,671.90	793,047,722.78
Private Purpose Trust Funds	502,499.54	3,776,857.98	---	50,312,517.38	43,224,675.37	97,816,550.27
Totals	<u>\$ 3,000,102,241.53</u>	<u>\$ 1,568,688,764.77</u>	<u>\$ 1,218,609,220.95</u>	<u>\$ 19,165,462,877.34</u>	<u>\$ 8,753,799,810.53</u>	<u>\$ 33,706,662,915.12</u>

The notes are an integral part of this report.

STATE OF MISSOURI
SUMMARY OF EXPENDITURES BY DEPARTMENT,
FUND GROUP AND MAJOR CATEGORY AND TRANSFERS OUT BY FUND GROUP
FOR THE APPROPRIATION YEAR 2012

	General Fund		Special Revenue Funds	Debt Service Funds	Capital Projects Funds	Permanent Funds	Enterprise Funds	Internal Service Funds	Agency Funds	Private Purpose Trust Funds	Totals
	General Revenue Funds	Federal Funds									
Legislature											
Personal Service	\$ 25,144,556.09	\$ ---	\$ 35,398.80	\$ ---	\$ ---	\$ ---	\$ ---	\$ ---	\$ ---	\$ ---	\$ 25,179,954.89
Expense and Equipment	7,635,428.50	---	57,951.14	---	---	---	---	13,173.67	---	---	7,706,553.31
Capital Improvements	---	---	---	---	---	---	---	---	---	---	---
Program Specific (Note 6)	5,931.12	---	---	---	---	---	---	---	---	---	5,931.12
Judiciary											
Personal Service	165,455,926.91	1,785,723.44	2,193,931.43	---	---	---	---	---	---	---	169,435,581.78
Expense and Equipment	21,174,500.38	2,323,558.64	5,204,632.19	---	---	---	---	65,135.98	5,500.00	---	28,773,327.19
Capital Improvements	5,411.82	---	---	---	---	---	---	---	---	---	5,411.82
Program Specific (Note 6)	13,391,822.59	288,868.68	4,001,326.46	---	---	---	---	---	2,311,800.65	---	19,993,818.38
Executive											
Personal Service	31,872,483.00	3,466,509.23	3,321,562.80	---	---	---	80,364.00	22,967.90	---	502,499.54	39,266,386.47
Expense and Equipment	16,516,139.79	5,702,259.00	4,094,765.17	---	---	---	11,674.18	84,695.15	---	1,033,792.98	27,443,326.27
Capital Improvements	220.00	---	---	---	---	---	---	---	---	---	220.00
Program Specific (Note 6)	15,144,985.53	4,679,056.31	639,204.20	---	---	---	---	---	---	36,413,796.26	56,877,042.30
Office of Administration											
Personal Service	36,784,393.57	14,262,818.98	2,324,562.45	---	1,296.75	---	921,084.98	36,163,413.71	775,685,713.10	---	866,143,283.54
Expense and Equipment	43,782,625.49	46,961,068.83	4,845,948.27	---	38,966.83	---	2,934,252.80	144,189,076.41	133,489.61	---	242,885,428.24
Capital Improvements	3,672,024.72	---	---	---	---	---	25,098.76	253,252.03	---	---	3,950,375.51
Program Specific (Note 6)	84,319,953.25	11,423,105.76	4,217,496.13	76,082,775.03	463,602.09	---	434,300.11	10,975,203.12	151,062.39	2,240.00	188,069,737.88
Agriculture											
Personal Service	3,850,697.56	983,469.99	6,875,148.37	---	---	---	1,251,721.50	---	---	---	12,961,037.42
Expense and Equipment	1,845,473.78	1,044,927.20	3,050,468.43	---	---	---	3,840,653.46	---	---	---	9,781,522.87
Capital Improvements	85,798.00	---	---	---	---	---	---	---	---	---	85,798.00
Program Specific (Note 6)	20,369,610.85	1,702,511.28	841,019.28	---	---	---	75,252.96	---	---	---	22,988,394.37
Insurance, Financial Institutions and Professional Registration											
Personal Service	---	309,975.77	21,626,062.17	---	---	---	---	3,178,263.66	---	---	25,114,301.60
Expense and Equipment	---	54,008.71	5,488,943.72	---	---	---	---	946,874.12	---	---	6,489,826.55
Capital Improvements	---	---	28,855.45	---	---	---	---	---	---	---	28,855.45
Program Specific (Note 6)	---	1,300,713.00	233,758.40	---	---	---	---	49,012.05	---	---	1,583,483.45
Conservation											
Personal Service	---	---	72,353,843.47	---	---	---	---	---	---	---	72,353,843.47
Expense and Equipment	---	19,967.56	56,113,369.34	---	---	---	---	---	---	---	56,133,336.90
Capital Improvements	---	---	11,921,125.86	---	---	---	---	---	---	---	11,921,125.86
Program Specific (Note 6)	---	1,242,237.46	7,571,514.03	---	---	---	---	---	---	---	8,813,751.49
Economic Development											
Personal Service	1,725,091.74	16,441,310.55	13,265,531.05	---	---	---	---	387,319.60	---	---	31,819,252.94
Expense and Equipment	3,159,585.99	23,213,966.69	14,830,786.85	---	---	---	---	87,977.95	---	---	41,292,317.48
Capital Improvements	---	---	---	---	---	---	---	---	---	---	---
Program Specific (Note 6)	17,213,137.62	138,901,898.72	24,729,635.56	---	---	---	---	---	2,403,687.41	---	183,248,359.31
Elementary and Secondary Education											
Personal Service	29,436,794.23	33,469,033.44	181,332.00	---	---	---	---	---	---	---	63,087,159.67
Expense and Equipment	30,214,981.28	14,458,893.76	3,986,156.20	---	---	---	---	---	---	---	48,660,031.24
Capital Improvements	46,741.00	---	136,958.58	---	---	---	---	---	---	---	183,699.58
Program Specific (Note 6)	67,153,048.04	1,041,209,321.93	4,067,681,229.44	---	---	---	---	---	---	---	5,176,043,599.41
Higher Education											
Personal Service	564,718.72	494,321.91	1,520,084.95	---	---	---	---	---	---	---	2,579,125.58
Expense and Equipment	366,655.15	348,883.40	9,023,640.77	---	---	---	---	---	---	2,743,065.00	12,482,244.32
Capital Improvements	---	---	---	---	---	---	---	---	---	---	---
Program Specific (Note 6)	829,027,288.19	2,661,986.64	243,868,612.49	---	---	---	---	---	2,473,892.51	---	1,078,031,779.83

STATE OF MISSOURI
SUMMARY OF EXPENDITURES BY DEPARTMENT,
FUND GROUP AND MAJOR CATEGORY AND TRANSFERS OUT BY FUND GROUP
FOR THE APPROPRIATION YEAR 2012

	General Fund		Special Revenue Funds	Debt Service Funds	Capital Projects Funds	Permanent Funds	Enterprise Funds	Internal Service Funds	Agency Funds	Private Purpose Trust Funds	Totals
	General Revenue Funds	Federal Funds									
Health and Senior Services											
Personal Service	23,135,483.76	41,628,601.48	3,755,017.83	---	---	---	---	---	---	---	68,519,103.07
Expense and Equipment	4,872,569.38	15,926,994.37	4,231,077.11	---	---	---	---	---	---	---	25,030,640.86
Capital Improvements	---	13,012.35	---	---	---	---	---	---	---	---	13,012.35
Program Specific (Note 6)	244,618,920.32	657,316,256.96	3,520,162.80	---	---	---	---	---	8,954.59	---	905,464,294.67
Transportation											
Personal Service	---	867,895.46	1,379,330.53	---	376,348,778.96	---	---	---	---	---	378,596,004.95
Expense and Equipment	---	1,893,331.99	201,919.47	---	267,516,931.54	---	---	---	---	---	269,612,183.00
Capital Improvements	---	---	---	---	1,131,660,307.57	---	---	---	---	---	1,131,660,307.57
Program Specific (Note 6)	9,156,072.00	68,215,027.84	28,220,319.14	101,974,035.98	363,626,289.74	---	---	---	---	---	571,191,744.70
Labor and Industrial Relations											
Personal Service	1,243,976.14	26,748,699.99	7,842,651.07	---	---	---	---	---	---	---	35,835,327.20
Expense and Equipment	151,618.92	10,473,798.63	1,952,945.18	---	---	---	---	---	---	---	12,578,362.73
Capital Improvements	16,662.00	27,613.10	74,276.85	---	---	---	---	---	---	---	118,551.95
Program Specific (Note 6)	50,000.00	3,015,505.64	60,771,257.77	---	---	---	---	---	3,683,819.27	---	67,520,582.68
Mental Health											
Personal Service	176,328,125.37	67,114,495.63	454,342.32	---	---	---	---	---	---	---	243,896,963.32
Expense and Equipment	73,915,982.59	13,456,229.08	1,086,674.78	---	---	---	183,220.57	---	---	---	88,642,107.02
Capital Improvements	6,232,028.05	79,428.42	---	---	---	---	---	---	---	---	6,311,456.47
Program Specific (Note 6)	376,729,461.36	610,206,614.73	11,743,312.35	---	---	---	---	11,863,954.67	15,261.53	---	1,010,558,604.64
Natural Resources											
Personal Service	6,393,284.76	16,534,328.12	33,150,490.60	---	---	---	2,025,414.76	4,196,161.44	---	---	62,299,679.68
Expense and Equipment	4,156,511.29	15,354,233.40	10,516,369.37	---	---	---	9,482,580.00	2,222,255.71	---	---	41,731,949.77
Capital Improvements	---	750,098.44	795,990.86	---	---	---	2,406,465.33	---	---	---	3,952,554.63
Program Specific (Note 6)	3,084,081.13	85,193,379.50	179,369,841.12	---	2,541,055.36	---	12,572,869.06	551.50	---	---	282,761,777.67
Public Safety											
Personal Service	44,342,010.24	17,900,918.23	179,110,968.49	---	1,430,243.94	---	37,146,465.30	---	---	---	279,930,606.20
Expense and Equipment	17,578,137.08	25,928,781.87	61,204,382.54	---	1,101,497.40	---	17,236,096.70	31,265.18	---	---	123,080,160.77
Capital Improvements	16,469,399.90	15,199,559.11	23,477,047.38	---	2,344,793.55	---	145,786.02	---	---	---	57,636,585.96
Program Specific (Note 6)	13,299,338.89	149,576,206.32	11,300,621.85	---	1,500,158.93	---	990,786.90	---	24,706.02	---	176,691,818.91
Revenue											
Personal Service	30,779,405.64	168,385.70	7,355,913.89	---	---	---	6,535,604.39	---	---	---	44,839,309.62
Expense and Equipment	14,173,822.70	3,352,172.05	5,148,263.68	---	---	---	180,884,120.25	---	---	---	203,558,378.68
Capital Improvements	19,860.72	---	---	---	---	---	---	---	---	---	19,860.72
Program Specific (Note 6)	1,292,915,611.54	---	192,009,778.58	---	---	---	6,696.26	---	865,668.34	---	1,485,797,754.72
Social Services											
Personal Service	77,801,087.73	153,062,093.04	5,481,811.83	---	---	---	---	---	---	---	236,344,992.60
Expense and Equipment	51,268,444.72	123,903,598.88	3,379,848.62	---	---	---	---	1,128,566.95	---	---	179,680,459.17
Capital Improvements	672,437.99	73,982.37	4,340.00	---	---	---	---	---	---	---	750,760.36
Program Specific (Note 6)	3,298,074,296.23	4,069,017,796.38	364,312,617.70	---	---	---	---	---	3,211,825.51	13,896,481.12	7,748,513,016.94
Corrections											
Personal Service	333,600,553.62	1,638,493.82	---	---	---	---	6,661,280.09	---	---	---	341,900,327.53
Expense and Equipment	110,767,273.63	3,813,695.33	11,226.25	---	---	---	27,934,413.19	600,000.00	---	---	143,126,608.40
Capital Improvements	1,001,918.17	---	---	---	---	---	968,726.55	---	---	---	1,970,644.72
Program Specific (Note 6)	181,035,781.80	71,024.00	63,067.26	---	---	---	25,841.86	111,669.95	---	---	181,307,384.87
Transfers Out											
Appropriated	5,802,128,892.73	789,747,617.78	1,758,192,240.98	---	18,056,980.86	332.00	305,146,478.25	35,941,920.66	1,360,671.90	43,224,675.37	8,753,799,810.53
Totals	\$ 13,685,979,075.31	\$ 8,357,020,266.89	\$ 7,556,382,963.65	\$ 178,056,811.01	\$ 2,166,630,903.52	\$ 332.00	\$ 584,153,765.97	\$ 287,574,523.72	\$ 793,047,722.78	\$ 97,816,550.27	\$ 33,706,662,915.12

The notes are an integral part of this report.

STATE OF MISSOURI
SUMMARY OF APPROPRIATIONS BY FUND GROUP
FOR THE APPROPRIATION YEAR 2012

	<u>Appropriations</u>	<u>Expenditures and Appropriated Transfers Out</u>	<u>Biennial Rollovers to 2013</u>	<u>Lapse of Appropriations</u>
General Fund:				
General Revenue Funds	\$ 14,535,921,863.00	\$ 13,685,979,075.31	\$ 214,340,053.32	\$ 635,602,734.37
Federal Funds	9,397,566,142.00	8,357,020,266.89	187,589,779.94	852,956,095.17
Special Revenue Funds	8,450,709,090.00	7,556,382,963.65	196,441,730.38	697,884,395.97
Debt Service Funds	180,233,812.00	178,056,811.01	---	2,177,000.99
Capital Projects Funds	2,430,865,550.00	2,166,630,903.52	16,619,302.46	247,615,344.02
Permanent Funds	35,511.00	332.00	---	35,179.00
Enterprise Funds	642,656,908.00	584,153,765.97	21,096,149.30	37,406,992.73
Internal Service Funds	415,627,847.00	287,574,523.72	502,640.17	127,550,683.11
Agency Funds	819,740,461.00	793,047,722.78	---	26,692,738.22
Private Purpose Trust Funds	101,593,329.00	97,816,550.27	---	3,776,778.73
Totals	<u>\$ 36,974,950,513.00</u>	<u>\$ 33,706,662,915.12</u>	<u>\$ 636,589,655.57</u>	<u>\$ 2,631,697,942.31</u>

The notes are an integral part of this report.

STATE OF MISSOURI
SUMMARY OF APPROPRIATIONS BY FUND AND DEPARTMENT
GENERAL REVENUE FUNDS
FOR THE APPROPRIATION YEAR 2012

	Appropriations	Expenditures and Appropriated Transfers Out	Biennial Rollovers to 2013	Lapse of Appropriations
<u>Budget Reserve - 0100</u>				
Office of Administration	\$ 27.00	\$ ---	\$ ---	\$ 27.00
<u>General Revenue - 0101</u>				
Legislature	34,538,840.00	32,785,915.71	---	1,752,924.29
Judiciary	199,092,178.00	193,584,261.60	---	5,507,916.40
Executive	51,577,535.00	50,490,961.83	---	1,086,573.17
Office of Administration	145,250,947.00	139,039,783.42	386,954.93	5,824,208.65
Agriculture	5,862,229.00	5,680,730.78	---	181,498.22
Economic Development	5,189,188.00	4,311,179.81	232,310.00	645,698.19
Elementary and Secondary Education	127,795,758.00	124,796,479.22	---	2,999,278.78
Higher Education	802,406,653.00	761,846,604.92	---	40,560,048.08
Health and Senior Services	284,056,030.00	270,855,225.59	---	13,200,804.41
Transportation	10,191,896.00	9,156,072.00	1,000,000.00	35,824.00
Labor and Industrial Relations	1,527,491.00	1,395,595.06	---	131,895.94
Mental Health	611,826,221.00	603,368,428.60	227,291.51	8,230,500.89
Natural Resources	10,293,187.00	8,969,988.23	---	1,323,198.77
Public Safety	93,925,600.00	90,979,615.01	475,572.00	2,470,412.99
Revenue	1,602,592,019.00	1,334,774,180.87	---	267,817,838.13
Social Services	1,622,247,565.00	1,578,759,531.01	---	43,488,033.99
Corrections	649,433,636.00	625,377,979.59	417,996.13	23,637,660.28
<u>Uncompensated Care - 0108</u>				
Social Services	92,364,915.00	92,364,913.06	---	1.94
<u>Facilities Maintenance Reserve - 0124</u>				
Judiciary	4.00	---	4.00	---
Office of Administration	137,784,691.00	11,137,116.53	126,645,457.72	2,116.75
Agriculture	191,498.00	87,669.92	103,828.08	---
Economic Development	4.00	---	4.00	---
Elementary and Secondary Education	61,060.00	38,557.00	22,503.00	---
Labor and Industrial Relations	16,664.00	16,662.00	2.00	---
Mental Health	13,332,738.00	6,236,709.91	7,096,028.09	---
Natural Resources	1,844.00	1,843.51	0.49	---
Public Safety	158,518.00	157,686.19	831.81	---
Revenue	1,333,381.00	1,302,529.63	---	30,851.37
Social Services	879,531.00	680,820.50	198,710.50	---
Corrections	7,056,381.00	1,023,822.94	6,032,558.06	---
<u>State Property Preservation - 0128</u>				
Office of Administration	1.00	---	---	1.00
<u>Marguerite Ross Barnett</u>				
<u>Scholarship - 0131</u>				
Higher Education	363,375.00	332,084.40	---	31,290.60
<u>Intergovernmental Transfer - 0139</u>				
Social Services	180,700,463.00	162,868,454.66	---	17,832,008.34
<u>Federal Reimbursement</u>				
<u>Allowance - 0142</u>				
Social Services	1,384,308,188.00	1,351,618,320.09	---	32,689,867.91

STATE OF MISSOURI
SUMMARY OF APPROPRIATIONS BY FUND AND DEPARTMENT
GENERAL REVENUE FUNDS
FOR THE APPROPRIATION YEAR 2012

	Appropriations	Expenditures and Appropriated Transfers Out	Biennial Rollovers to 2013	Lapse of Appropriations
<u>Pharmacy Reimbursement</u>				
<u>Allowance - 0144</u>				
Social Services	160,915,335.00	157,634,752.55	---	3,280,582.45
<u>State Treasurer's General</u>				
<u>Operations - 0164</u>				
Executive	2,025,280.00	1,851,837.95	---	173,442.05
Office of Administration	10,183.00	906.90	---	9,276.10
<u>Child Support Enforcement</u>				
<u>Collections - 0169</u>				
Office of Administration	1,765,423.00	1,761,166.22	---	4,256.78
Revenue	2,624,213.00	1,811,990.10	---	812,222.90
Social Services	12,683,429.00	8,433,599.40	---	4,249,829.60
<u>Missouri Technology</u>				
<u>Investment - 0172</u>				
Economic Development	1,700,000.00	1,649,000.00	---	51,000.00
<u>Missouri Water Development - 0174</u>				
Natural Resources	696,118.00	696,117.08	---	0.92
<u>Missouri Humanities Council</u>				
<u>Trust - 0177</u>				
Economic Development	250,000.00	250,000.00	---	---
<u>Post Closure - 0198</u>				
Natural Resources	205,273.00	---	---	205,273.00
<u>Health Access Incentive - 0276</u>				
Office of Administration	7,700.00	6,253.13	---	1,446.87
Health and Senior Services	862,749.00	815,361.35	---	47,387.65
<u>Business Extention Service</u>				
<u>Team - 0280</u>				
Economic Development	400,000.00	200,000.00	---	200,000.00
<u>Independent Living Center - 0284</u>				
Elementary and Secondary Education	390,556.00	346,323.50	---	44,232.50
<u>Quality Improvement</u>				
<u>Revolving - 0537</u>				
Higher Education	320,000.00	312,989.23	---	7,010.77
<u>International Promotions</u>				
<u>Revolving - 0567</u>				
Office of Administration	2,762.00	---	---	2,762.00
Economic Development	765,193.00	540,303.28	---	224,889.72
<u>Missouri Qualified Fuel Ethanol</u>				
<u>Producer Incentive - 0571</u>				
Agriculture	8,875,000.00	8,802,378.38	---	72,621.62

STATE OF MISSOURI
SUMMARY OF APPROPRIATIONS BY FUND AND DEPARTMENT
GENERAL REVENUE FUNDS
FOR THE APPROPRIATION YEAR 2012

	Appropriations	Expenditures and Appropriated Transfers Out	Biennial Rollovers to 2013	Lapse of Appropriations
<u>Missouri CASA - 0590</u>				
Judiciary	100,000.00	83,135.01	---	16,864.99
<u>Missouri Job Development - 0600</u>				
Office of Administration	7,000.00	1,435.00	---	5,565.00
Economic Development	16,455,331.00	14,284,544.13	1,500,000.00	670,786.87
<u>Attorney General's Court</u>				
<u>Costs - 0603</u>				
Executive	187,000.00	91,979.31	---	95,020.69
<u>Missouri Breeders - 0605</u>				
Public Safety	5,000.00	4,000.00	---	1,000.00
<u>Healthy Families Trust Fund - 0625</u>				
Office of Administration	2,126.00	2,124.52	---	1.48
Higher Education	437,640.00	437,640.00	---	---
Mental Health	2,264,841.00	2,264,740.89	---	100.11
Public Safety	144,760.00	130,718.26	---	14,041.74
Social Services	64,779,494.00	64,712,215.86	---	67,278.14
<u>Merchandising Practices</u>				
<u>Revolving - 0631</u>				
Executive	2,566,162.00	1,497,783.21	---	1,068,378.79
Office of Administration	3,201.00	3,200.00	---	1.00
<u>Petition Audit Revolving Trust - 0648</u>				
Executive	844,350.00	206,366.04	---	637,983.96
<u>Excellence In Education - 0651</u>				
Office of Administration	20,000.00	4,854.81	---	15,145.19
Elementary and Secondary Education	2,667,337.00	1,021,167.19	---	1,646,169.81
<u>Environmental Radiation</u>				
<u>Monitoring - 0656</u>				
Natural Resources	254,750.00	210,006.32	---	44,743.68
<u>Health - Donated - 0658</u>				
Office of Administration	137,574.00	12,304.80	---	125,269.20
Health and Senior Services	2,098,806.00	863,510.20	---	1,235,295.80
<u>Attorney General's Anti-Trust - 0666</u>				
Executive	624,232.00	185,484.69	---	438,747.31
<u>Energy Set-Aside Program - 0667</u>				
Natural Resources	7,353,256.00	2,969,507.28	---	4,383,748.72
<u>State Land Survey Program - 0668</u>				
Office of Administration	515.00	514.00	---	1.00
Natural Resources	1,220,474.00	492,655.72	---	727,818.28
<u>Highway Patrol Academy - 0674</u>				
Office of Administration	925.00	923.88	---	1.12
Public Safety	825,194.00	416,866.65	---	408,327.35

**STATE OF MISSOURI
SUMMARY OF APPROPRIATIONS BY FUND AND DEPARTMENT
GENERAL REVENUE FUNDS
FOR THE APPROPRIATION YEAR 2012**

	<u>Appropriations</u>	<u>Expenditures and Appropriated Transfers Out</u>	<u>Biennial Rollovers to 2013</u>	<u>Lapse of Appropriations</u>
<u>State Elections Subsidy - 0686</u>				
Executive	7,550,000.00	7,526,299.27	---	23,700.73
<u>State Legal Expense - 0692</u>				
Office of Administration	16,757,435.00	16,588,193.84	---	169,241.16
<u>Office of Administration Donated - 0722</u>				
Office of Administration	76,976.00	---	---	76,976.00
<u>Grants and Contributions - 0723</u>				
Office of Administration	1.00	---	1.00	---
<u>Biodiesel Fuel Revolving - 0730</u>				
Natural Resources	204,378.00	200,761.15	---	3,616.85
<u>After-School Retreat Reading and Assessment Grant Program - 0732</u>				
Elementary and Secondary Education	17,601.00	10,790.00	---	6,811.00
<u>Drug Court Resources - 0733</u>				
Judiciary	6,917,354.00	6,360,265.09	---	557,088.91
<u>Investors Restitution - 0741</u>				
Executive	765,000.00	735,106.90	---	29,893.10
<u>Missouri Commission for the Deaf and Hard of Hearing - 0743</u>				
Office of Administration	1,000.00	---	---	1,000.00
Elementary and Secondary Education	52,100.00	14,197.25	---	37,902.75
<u>State Supplemental Downtown Development - 0766</u>				
Economic Development	1,240,450.00	848,781.90	---	391,668.10
<u>State Supplemental Rural Development - 0767</u>				
Economic Development	1.00	---	---	1.00
<u>Missouri Qualified Biodiesel Producer Incentive - 0777</u>				
Agriculture	11,887,500.00	11,530,875.00	---	356,625.00
<u>Highway Patrol Expense - 0793</u>				
Public Safety	65,000.00	---	---	65,000.00
<u>Library Networking - 0822</u>				
Executive	450,000.00	62,735.38	---	387,264.62
<u>Secretary of State Investor Education and Protection - 0829</u>				
Executive	1,209,814.00	883,009.25	---	326,804.75

**STATE OF MISSOURI
SUMMARY OF APPROPRIATIONS BY FUND AND DEPARTMENT
GENERAL REVENUE FUNDS
FOR THE APPROPRIATION YEAR 2012**

	<u>Appropriations</u>	<u>Expenditures and Appropriated Transfers Out</u>	<u>Biennial Rollovers to 2013</u>	<u>Lapse of Appropriations</u>
<u>Recruitment and Retention</u>				
<u>Scholarship - 0832</u>				
Higher Education	50,000.00	---	---	50,000.00
<u>Academic Scholarship - 0840</u>				
Higher Education	15,269,250.00	10,894,375.00	---	4,374,875.00
<u>Advantage Missouri Trust - 0856</u>				
Higher Education	15,000.00	101.32	---	14,898.68
<u>Premium - 0885</u>				
Social Services	12,249,392.00	10,742,555.04	---	1,506,836.96
<u>Assistive Technology Loan</u>				
<u>Revolving - 0889</u>				
Elementary and Secondary Education	534,060.00	361,460.98	---	172,599.02
<u>Childhood Lead Testing - 0899</u>				
Office of Administration	13,037.00	219.98	---	12,817.02
Health and Senior Services	66,943.00	66,926.00	---	17.00
<u>Downtown Revitalization</u>				
<u>Preservation - 0907</u>				
Economic Development	234,697.00	6,911.73	---	227,785.27
<u>Livestock Feed Crop Input</u>				
<u>Loan - 0914</u>				
Agriculture	1.00	---	---	1.00
<u>School for the Blind Trust - 0920</u>				
Elementary and Secondary Education	1,500,000.00	250,589.41	---	1,249,410.59
<u>School for the Deaf Trust - 0922</u>				
Elementary and Secondary Education	25,000.00	12,000.00	---	13,000.00
<u>Institution Gift Trust - 0925</u>				
Office of Administration	90.00	---	---	90.00
Agriculture	79,250.00	49,926.11	---	29,323.89
Corrections	10,000.00	3,724.69	---	6,275.31
<u>Secretary of State-Wolfner State</u>				
<u>Library - 0928</u>				
Executive	14,501.00	2,264.49	---	12,236.51
<u>DMH Local Tax Matching</u>				
<u>Fund - 0930</u>				
Mental Health	21,837,004.00	21,335,717.97	---	501,286.03
<u>Energy Futures Fund - 0935</u>				
Natural Resources	454,523.00	92,997.89	---	361,525.11
<u>Criminal Nonsupport Court</u>				
<u>Resources - 0936</u>				
Judiciary	1.00	---	---	1.00

**STATE OF MISSOURI
SUMMARY OF APPROPRIATIONS BY FUND AND DEPARTMENT
GENERAL REVENUE FUNDS
FOR THE APPROPRIATION YEAR 2012**

	<u>Appropriations</u>	<u>Expenditures and Appropriated Transfers Out</u>	<u>Biennial Rollovers to 2013</u>	<u>Lapse of Appropriations</u>
<u>Line of Duty - 0939</u>				
Labor and Industrial Relations	50,000.00	50,000.00	---	---
<u>Children's Special Health Care Needs - 0950</u>				
Health and Senior Services	30,000.00	25,950.32	---	4,049.68
<u>A+ Schools Fund - 0955</u>				
Higher Education	29,413,326.00	26,105,462.69	---	3,307,863.31
<u>MO Youth Challenge Foundation - 0971</u>				
Public Safety	658,249.00	---	---	658,249.00
<u>Recovery Audit and Compliance - 0974</u>				
Social Services	5,922,644.00	1,104.50	---	5,921,539.50
<u>Federal Road Fund - 0976</u>				
Transportation	2,000,000.00	---	---	2,000,000.00
<u>Clark and Lewis Discovery Fund - 0982</u>				
Higher Education	30,000,000.00	29,999,904.50	---	95.50
<u>AP Incentive Grant - 0983</u>				
Higher Education	100,000.00	29,500.00	---	70,500.00
<u>Hero at Home - 0995</u>				
Economic Development	315,000.00	7,094.50	---	307,905.50
Subtotals	8,541,896,016.00	7,883,850,182.58	144,340,053.32	513,705,780.10
Appropriated Transfers Out	<u>5,994,025,847.00</u>	<u>5,802,128,892.73</u>	<u>70,000,000.00</u>	<u>121,896,954.27</u>
Totals	<u><u>\$ 14,535,921,863.00</u></u>	<u><u>\$ 13,685,979,075.31</u></u>	<u><u>\$ 214,340,053.32</u></u>	<u><u>\$ 635,602,734.37</u></u>

STATE OF MISSOURI
SUMMARY OF APPROPRIATIONS BY FUND AND DEPARTMENT
FEDERAL FUNDS
FOR THE APPROPRIATION YEAR 2012

	Appropriations	Expenditures and Appropriated Transfers Out	Biennial Rollovers to 2013	Lapse of Appropriations
<u>Vocational Rehabilitation - 0104</u>				
Office of Administration	\$ 554,613.00	\$ 38,912.42	\$ ---	\$ 515,700.58
Elementary and Secondary Education	96,631,255.00	84,930,825.94	---	11,700,429.06
<u>Elementary and Secondary Education - 0105</u>				
Office of Administration	547,193.00	146,255.32	---	400,937.68
Elementary and Secondary Education	954,230,778.00	864,615,056.76	---	89,615,721.24
<u>Office of the State Public Defender - 0112</u>				
Judiciary	125,000.00	---	---	125,000.00
<u>Pharmacy Rebates - 0114</u>				
Social Services	169,406,357.00	110,758,651.54	---	58,647,705.46
<u>State Auditor - 0115</u>				
Executive	879,116.00	686,046.83	---	193,069.17
<u>Higher Education - 0116</u>				
Higher Education	6,480,549.00	3,422,591.95	---	3,057,957.05
<u>Commission on Human Rights - 0117</u>				
Office of Administration	465.00	---	---	465.00
Labor and Industrial Relations	1,093,152.00	911,292.77	---	181,859.23
<u>Community Development Block Grant (Pass-through) - 0118</u>				
Economic Development	53,000,000.00	48,339,790.08	---	4,660,209.92
<u>Economic Development Women's Council - 0119</u>				
Economic Development	5,433.00	5,433.00	---	---
<u>Third Party Liability Collections - 0120</u>				
Judiciary	380,563.00	281,718.93	---	98,844.07
Office of Administration	2,439.00	2,437.91	---	1.09
Social Services	23,760,412.00	20,378,906.11	---	3,381,505.89
<u>Juvenile Accountability Incentive - 0121</u>				
Public Safety	1,087,335.00	897,239.11	---	190,095.89
<u>Labor and Industrial Relations Administration - 0122</u>				
Office of Administration	3,967,716.00	3,612,704.93	---	355,011.07
Labor and Industrial Relations	4,198,000.00	3,543,357.48	---	654,642.52
<u>Community Development Block Grant (Administration) - 0123</u>				
Office of Administration	410.00	---	---	410.00
Economic Development	1,394,786.00	946,188.68	---	448,597.32

STATE OF MISSOURI
SUMMARY OF APPROPRIATIONS BY FUND AND DEPARTMENT
FEDERAL FUNDS
FOR THE APPROPRIATION YEAR 2012

	Appropriations	Expenditures and Appropriated Transfers Out	Biennial Rollovers to 2013	Lapse of Appropriations
<u>Multimodal Operations - 0126</u>				
Office of Administration	305.00	304.00	---	1.00
Transportation	162,717,870.00	46,591,781.37	---	116,126,088.63
<u>Economic Development - 0129</u>				
Economic Development	26,658,617.00	11,585,497.17	---	15,073,119.83
<u>Corrections - 0130</u>				
Office of Administration	7,427.00	7,425.59	---	1.41
Corrections	10,073,791.00	5,523,213.15	---	4,550,577.85
<u>Revenue - 0132</u>				
Revenue	7,025,545.00	3,520,557.75	---	3,504,987.25
<u>Agriculture - 0133</u>				
Office of Administration	3,006.00	3,004.80	---	1.20
Agriculture	4,308,073.00	2,245,078.66	---	2,062,994.34
<u>Office of Administration - 0135</u>				
Office of Administration	8,710,210.00	8,679,865.07	1.00	30,343.93
<u>Attorney General - 0136</u>				
Executive	5,682,813.00	2,758,358.78	---	2,924,454.22
Office of Administration	19,241.00	19,239.98	---	1.02
<u>Supreme Court - 0137</u>				
Judiciary	10,495,239.00	4,116,431.83	---	6,378,807.17
Office of Administration	8,029.00	1,639.53	---	6,389.47
<u>Missouri Council on the Arts - 0138</u>				
Economic Development	928,201.00	653,163.10	---	275,037.90
<u>Natural Resources - 0140</u>				
Office of Administration	23,181.00	6,087.15	---	17,093.85
Natural Resources	64,539,272.00	31,913,492.61	952,934.77	31,672,844.62
<u>Management Information Systems - 0141</u>				
Economic Development	1.00	---	---	1.00
<u>Health - 0143</u>				
Office of Administration	97,827.00	94,380.09	---	3,446.91
Health and Senior Services	737,876,180.00	712,174,325.53	---	25,701,854.47
<u>State Emergency Management - 0145</u>				
Office of Administration	7,468.00	5,956.86	---	1,511.14
Public Safety	15,245,837.00	11,195,847.22	---	4,049,989.78
<u>Mental Health Intergovernmental Transfer - 0147</u>				
Mental Health	8,000,100.00	6,086,173.00	---	1,913,927.00
<u>Mental Health - 0148</u>				
Office of Administration	187,090.00	187,088.92	---	1.08
Mental Health	720,518,800.00	684,770,594.86	---	35,748,205.14

**STATE OF MISSOURI
SUMMARY OF APPROPRIATIONS BY FUND AND DEPARTMENT
FEDERAL FUNDS
FOR THE APPROPRIATION YEAR 2012**

	<u>Appropriations</u>	<u>Expenditures and Appropriated Transfers Out</u>	<u>Biennial Rollovers to 2013</u>	<u>Lapse of Appropriations</u>
<u>Highway Safety - 0149</u>				
Transportation	30,545,622.00	23,165,446.62	---	7,380,175.38
<u>Secretary of State Records - 0150</u>				
Executive	15,000.00	---	---	15,000.00
<u>National Endowment for Human Services American Treasury Grant - 0151</u>				
Executive	241,949.00	---	---	241,949.00
<u>Public Safety - 0152</u>				
Office of Administration	2,590.00	835.24	---	1,754.76
Public Safety	37,390,529.00	24,816,183.52	---	12,574,345.48
<u>Job Development and Training - 0155</u>				
Office of Administration	29,461.00	16,254.79	---	13,206.21
Economic Development	115,884,177.00	91,268,057.80	---	24,616,119.20
<u>Election Admin Improvement - 0157</u>				
Executive	16,175,425.00	7,130,342.25	---	9,045,082.75
<u>Election Improvement Revolving Loan - 0158</u>				
Executive	396,185.00	279,137.84	---	117,047.16
<u>Title XIX - 0163</u>				
Social Services	3,501,440,994.00	3,269,359,668.17	---	232,081,325.83
<u>Information Technology - 0165</u>				
Office of Administration	69,619,925.00	54,443,310.36	---	15,176,614.64
<u>Secretary of State - 0166</u>				
Executive	200,000.00	132,360.77	---	67,639.23
<u>Family Services Donations - 0167</u>				
Social Services	133,994.00	7,730.48	---	126,263.52
<u>DHSS Disaster - 0178</u>				
Health and Senior Services	1.00	---	---	1.00
<u>Missouri Veterans Commission - 0184</u>				
Public Safety	377,717.00	208,410.76	169,306.24	---
<u>MCSAP - Transportation - 0185</u>				
Transportation	2,000,000.00	1,219,027.30	---	780,972.70
<u>Labor Standards - 0186</u>				
Labor and Industrial Relations	1,350,856.00	840,582.23	---	510,273.77
<u>Assistive Technology - 0188</u>				
Elementary and Secondary Education	847,194.00	470,983.27	---	376,210.73
<u>Federal and Other - 0189</u>				
Social Services	78,000.00	72,479.39	---	5,520.61

**STATE OF MISSOURI
SUMMARY OF APPROPRIATIONS BY FUND AND DEPARTMENT
FEDERAL FUNDS
FOR THE APPROPRIATION YEAR 2012**

	Appropriations	Expenditures and Appropriated Transfers Out	Biennial Rollovers to 2013	Lapse of Appropriations
<u>Adjutant General - 0190</u>				
Office of Administration	35,853.00	15,881.87	---	19,971.13
Public Safety	71,708,430.00	28,805,688.93	37,658,896.43	5,243,844.64
<u>Crime Victims - 0191</u>				
Public Safety	2,712,671.00	2,598,025.66	---	114,645.34
<u>Insurance - 0192</u>				
Insurance, Financial Institutions and Professional Registration	3,713,516.00	1,664,697.48	---	2,048,818.52
<u>Public Safety - Federal - Homeland Security - 0193</u>				
Public Safety	52,917,297.00	48,902,470.94	---	4,014,826.06
<u>Federal Drug Seizure - 0194</u>				
Public Safety	1,733,243.00	1,602,806.88	---	130,436.12
<u>Secretary of State - 0195</u>				
Executive	3,856,639.00	2,861,578.07	---	995,060.93
<u>Community Service Commission - 0197</u>				
Office of Administration	1,757.00	1,755.04	---	1.96
Economic Development	3,981,725.00	3,715,024.10	---	266,700.90
<u>Temporary Assistance for Needy Families - 0199</u>				
Office of Administration	69,458.00	63,261.23	---	6,196.77
Economic Development	17,180,081.00	16,918,389.66	---	261,691.34
Social Services	162,107,225.00	156,695,179.54	---	5,412,045.46
<u>Social Services - 0610</u>				
Office of Administration	335,876.00	333,825.96	---	2,050.04
Social Services	686,057,863.00	629,262,549.08	174,581.02	56,620,732.90
<u>Missouri Disaster - 0663</u>				
Office of Administration	3,329.00	3,327.21	---	1.79
Public Safety	72,969,734.00	71,910,761.99	---	1,058,972.01
<u>Abandoned Mine Reclamation - 0697</u>				
Natural Resources	180.00	---	---	180.00
<u>GEAR UP Scholarship - 0737</u>				
Higher Education	450,000.00	82,600.00	---	367,400.00
<u>Justice Assistance Grant Program - 0782</u>				
Office of Administration	1,491.00	---	---	1,491.00
Public Safety	7,276,770.00	6,780,940.99	---	495,829.01
<u>Unemployment Compensation Administration - 0948</u>				
Office of Administration	914,686.00	116,403.42	---	798,282.58
Labor and Industrial Relations	39,949,068.00	34,966,370.53	---	4,982,697.47

STATE OF MISSOURI
SUMMARY OF APPROPRIATIONS BY FUND AND DEPARTMENT
FEDERAL FUNDS
FOR THE APPROPRIATION YEAR 2012

	<u>Appropriations</u>	<u>Expenditures and Appropriated Transfers Out</u>	<u>Biennial Rollovers to 2013</u>	<u>Lapse of Appropriations</u>
<u>Federal Budget Stabilization - Medicaid Reimbursement - 2000</u>				
Mental Health	7,117,169.00	---	7,117,169.00	---
<u>Federal Budget Stabilization - Education 18% - 2018</u>				
Elementary and Secondary Education	3,628,871.00	3,604,929.18	---	23,941.82
<u>Federal Budget Stabilization - Education 82% - 2082</u>				
Elementary and Secondary Education	64,943,743.00	64,920,871.61	---	22,871.39
<u>Federal Education Jobs - 2089</u>				
Elementary and Secondary Education	2,803,893.00	2,802,926.99	---	966.01
<u>Federal Budget Stabilization - FMAP Extension - 2092</u>				
Social Services	67,875,713.00	67,874,807.87	82.28	822.85
<u>Federal Stimulus - Office of Administration - 2236</u>				
Office of Administration	20,037,724.00	4,846,835.88	15,190,888.12	---
<u>Federal Stimulus - Agriculture - 2240</u>				
Agriculture	3,734,506.00	1,485,829.81	2,248,676.19	---
<u>Federal Stimulus - Conservation - 2248</u>				
Conservation	1,500,000.00	1,262,205.02	237,794.98	---
<u>Federal Stimulus - Economic Development - 2252</u>				
Economic Development	10,173,453.00	5,125,632.37	5,047,820.63	---
<u>Federal Stimulus - Elementary and Secondary Education - 2256</u>				
Elementary and Secondary Education	120,547,946.00	67,791,655.38	52,739,660.06	16,630.56
<u>Federal Stimulus - Health and Senior Services - 2264</u>				
Health and Senior Services	4,533,095.00	2,710,539.63	595,509.09	1,227,046.28
<u>Federal Stimulus - Labor and Industrial Relations - 2272</u>				
Labor and Industrial Relations	100,000.00	4,014.35	95,985.65	---
<u>Federal Stimulus - Natural Resources - 2280</u>				
Natural Resources	103,492,365.00	85,918,546.85	17,573,818.15	---
<u>Federal Stimulus - Public Safety - 2284</u>				
Public Safety	2,754,456.00	2,072,045.60	405,782.66	276,627.74

STATE OF MISSOURI
SUMMARY OF APPROPRIATIONS BY FUND AND DEPARTMENT
FEDERAL FUNDS
FOR THE APPROPRIATION YEAR 2012

	<u>Appropriations</u>	<u>Expenditures and Appropriated Transfers Out</u>	<u>Biennial Rollovers to 2013</u>	<u>Lapse of Appropriations</u>
<u>Federal Stimulus - Public Safety</u>				
<u>Justice Assistance Grant - 2285</u>				
Public Safety	14,909,430.00	7,589,611.88	6,786,304.92	533,513.20
<u>Federal Stimulus - Public Safety</u>				
<u>Missouri Veterans Commission - 2286</u>				
Public Safety	1,955,584.00	1,225,432.05	730,151.95	---
<u>Federal Stimulus - Social</u>				
<u>Services - 2292</u>				
Social Services	124,421,314.00	91,647,498.49	5,078,593.86	27,695,221.65
Subtotals	8,560,115,468.00	7,567,272,649.11	152,803,957.00	840,038,861.89
Appropriated Transfers Out	<u>837,450,674.00</u>	<u>789,747,617.78</u>	<u>34,785,822.94</u>	<u>12,917,233.28</u>
Totals	<u><u>\$ 9,397,566,142.00</u></u>	<u><u>\$ 8,357,020,266.89</u></u>	<u><u>\$ 187,589,779.94</u></u>	<u><u>\$ 852,956,095.17</u></u>

STATE OF MISSOURI
SUMMARY OF APPROPRIATIONS BY FUND AND DEPARTMENT
SPECIAL REVENUE FUNDS
FOR THE APPROPRIATION YEAR 2012

	<u>Appropriations</u>	<u>Expenditures and Appropriated Transfers Out</u>	<u>Biennial Rollovers to 2013</u>	<u>Lapse of Appropriations</u>
<u>Utilecare Stabilization - 0134</u>				
Natural Resources	\$ 100.00	\$ ---	\$ ---	\$ 100.00
<u>MO HealthNet Managed Care Organization Reimbursement Allowance - 0160</u>				
Social Services	2.00	---	---	2.00
<u>Nursing Facility Federal Reimbursement Allowance - 0196</u>				
Health and Senior Services	725,000.00	467,177.20	---	257,822.80
Social Services	255,979,055.00	243,881,158.35	---	12,097,896.65
<u>Motorcycle Safety Trust - 0246</u>				
Transportation	425,000.00	421,587.44	---	3,412.56
<u>School District Bonds - 0248</u>				
Elementary and Secondary Education	392,000.00	392,000.00	---	---
<u>Compulsive Gamblers - 0249</u>				
Mental Health	251,754.00	158,929.60	---	92,824.40
Public Safety	60,000.00	1,087.33	---	58,912.67
<u>Missouri Crime Prevention Information and Programming - 0253</u>				
Public Safety	50,000.00	---	---	50,000.00
<u>Missouri Housing Trust - 0254</u>				
Economic Development	2,225,000.00	2,225,000.00	---	---
Social Services	1,900,000.00	1,113,490.95	---	786,509.05
<u>Treasurer's Information - 0255</u>				
Executive	8,000.00	1,806.18	---	6,193.82
<u>Elevator Safety - 0257</u>				
Office of Administration	12,846.00	10,766.55	---	2,079.45
Public Safety	395,512.00	393,717.33	---	1,794.67
<u>Missouri Arts Council Trust - 0262</u>				
Office of Administration	23,060.00	4,308.04	---	18,751.96
Economic Development	9,064,002.00	6,358,522.48	---	2,705,479.52
<u>Missouri Commission for the Deaf Board of Certification of Interpreters - 0264</u>				
Office of Administration	8,000.00	---	---	8,000.00
Elementary and Secondary Education	117,000.00	68,969.84	---	48,030.16
<u>Secretary of State's Technology Trust Fund Account - 0266</u>				
Executive	3,414,240.00	2,578,952.55	---	835,287.45

STATE OF MISSOURI
SUMMARY OF APPROPRIATIONS BY FUND AND DEPARTMENT
SPECIAL REVENUE FUNDS
FOR THE APPROPRIATION YEAR 2012

	<u>Appropriations</u>	<u>Expenditures and Appropriated Transfers Out</u>	<u>Biennial Rollovers to 2013</u>	<u>Lapse of Appropriations</u>
<u>Missouri Air Emission Reduction - 0267</u>				
Office of Administration	36.00	34.03	---	1.97
Natural Resources	1,433,826.00	796,919.21	---	636,906.79
<u>Missouri National Guard Training Site - 0269</u>				
Public Safety	353,832.00	331,947.98	---	21,884.02
<u>Statewide Court Automation - 0270</u>				
Judiciary	4,446,202.00	4,182,948.03	---	263,253.97
<u>Nursing Facility Quality of Care - 0271</u>				
Office of Administration	522,857.00	313,646.08	---	209,210.92
Health and Senior Services	2,468,398.00	1,684,347.29	---	784,050.71
Social Services	165,472.00	163,356.57	---	2,115.43
<u>Tourism Supplemental Revenue - 0274</u>				
Office of Administration	55,715.00	9,823.41	---	45,891.59
Economic Development	14,022,590.00	12,362,622.02	---	1,659,967.98
<u>Health Initiatives - 0275</u>				
Office of Administration	42,839.00	37,008.25	---	5,830.75
Health and Senior Services	1,575,242.00	1,520,565.38	---	54,676.62
Mental Health	6,512,549.00	6,506,795.33	---	5,753.67
Revenue	84,087.00	56,703.12	---	27,383.88
Social Services	26,805,820.00	25,871,972.67	---	933,847.33
<u>Peace Officers Standards and Training Commission - 0281</u>				
Public Safety	1,400,000.00	1,252,978.12	---	147,021.88
<u>Gaming Proceeds for Education - 0285</u>				
Revenue	5,000.00	---	---	5,000.00
<u>Gaming Commission - 0286</u>				
Executive	146,022.00	113,757.60	---	32,264.40
Office of Administration	18,684.00	16,244.00	---	2,440.00
Public Safety	23,769,873.00	20,934,639.47	---	2,835,233.53
Revenue	5,000.00	---	---	5,000.00
Social Services	500,000.00	426,163.49	---	73,836.51
<u>Outstanding Schools Trust - 0287</u>				
Elementary and Secondary Education	574,100,000.00	574,100,000.00	---	---
<u>Mental Health Earnings - 0288</u>				
Office of Administration	7,348.00	7,346.19	---	1.81
Mental Health	6,178,862.00	5,808,873.39	---	369,988.61
<u>Bingo Proceeds for Education - 0289</u>				
Elementary and Secondary Education	2,776,355.00	1,923,513.20	852,841.80	---
Higher Education	253,743.00	---	253,743.00	---
Public Safety	5,000.00	---	---	5,000.00

STATE OF MISSOURI
SUMMARY OF APPROPRIATIONS BY FUND AND DEPARTMENT
SPECIAL REVENUE FUNDS
FOR THE APPROPRIATION YEAR 2012

	<u>Appropriations</u>	<u>Expenditures and Appropriated Transfers Out</u>	<u>Biennial Rollovers to 2013</u>	<u>Lapse of Appropriations</u>
<u>Highway - Grade Crossing</u>				
<u>Safety Account - 0290</u>				
Transportation	5,529,568.00	1,903,846.87	---	3,625,721.13
<u>Lottery Proceeds - 0291</u>				
Office of Administration	113,480.00	111,533.35	---	1,946.65
Elementary and Secondary Education	153,469,483.00	153,469,483.00	---	---
Higher Education	74,409,310.00	74,278,310.00	---	131,000.00
<u>Animal Health Laboratory Fee - 0292</u>				
Office of Administration	11,326.00	5,904.58	---	5,421.42
Agriculture	643,346.00	449,543.39	---	193,802.61
<u>Mammography - 0293</u>				
Office of Administration	4,640.00	832.95	---	3,807.05
Health and Senior Services	100,847.00	66,536.30	---	34,310.70
<u>Animal Care Reserve - 0295</u>				
Office of Administration	16,874.00	7,968.08	---	8,905.92
Agriculture	753,494.00	45,683.23	---	707,810.77
<u>Aging - Elderly Home Delivered</u>				
<u>Meals Trust - 0296</u>				
Office of Administration	10,970.00	10,970.00	---	---
Health and Senior Services	100,000.00	45,011.00	---	54,989.00
Revenue	12,582.00	11,790.24	---	791.76
<u>Highway Patrol Inspection - 0297</u>				
Public Safety	90,000.00	57,188.28	---	32,811.72
<u>Missouri Public Health Services - 0298</u>				
Office of Administration	1,014,229.00	958,642.23	---	55,586.77
Health and Senior Services	6,793,254.00	5,401,870.26	---	1,391,383.74
<u>Livestock Brands - 0299</u>				
Office of Administration	3,242.00	876.95	---	2,365.05
Agriculture	38,151.00	978.65	---	37,172.35
<u>Missouri State Water Patrol - 0400</u>				
Public Safety	3,325,246.00	2,625,761.20	---	699,484.80
<u>Commodity Council</u>				
<u>Merchandising - 0406</u>				
Office of Administration	3,610.00	634.59	---	2,975.41
Agriculture	110,413.00	71,537.72	---	38,875.28
<u>Statutory Revision - 0546</u>				
Legislature	207,255.00	93,349.94	---	113,905.06
<u>Credit Unions - 0548</u>				
Office of Administration	6,611.00	2,130.08	---	4,480.92
Insurance, Financial Institutions and Professional Registration	1,273,968.00	1,063,629.83	---	210,338.17

STATE OF MISSOURI
SUMMARY OF APPROPRIATIONS BY FUND AND DEPARTMENT
SPECIAL REVENUE FUNDS
FOR THE APPROPRIATION YEAR 2012

	Appropriations	Expenditures and Appropriated Transfers Out	Biennial Rollovers to 2013	Lapse of Appropriations
<u>Finance - 0550</u>				
Office of Administration	150,800.00	131,507.10	---	19,292.90
Insurance, Financial Institutions and Professional Registration	8,289,832.00	7,402,353.74	---	887,478.26
<u>Insurance Examiners - 0552</u>				
Office of Administration	129,948.00	66,251.97	---	63,696.03
Insurance, Financial Institutions and Professional Registration	4,059,995.00	3,366,142.76	---	693,852.24
<u>Natural Resources Protection - 0555</u>				
Natural Resources	1,562,641.00	841,747.50	431,981.61	288,911.89
<u>Deaf Relay Service - 0559</u>				
Office of Administration	13,000.00	---	---	13,000.00
Economic Development	2,500,000.00	1,249,240.27	---	1,250,759.73
Elementary and Secondary Education	1,892,936.00	1,213,776.86	---	679,159.14
<u>Endowed Care Cemetery Audit - 0562</u>				
Health and Senior Services	2,899.00	1,451.29	---	1,447.71
<u>Missouri Community College Job Training Program - 0563</u>				
Economic Development	16,000,000.00	4,090,192.69	---	11,909,807.31
<u>Professional and Practical Nursing Student Loan and Nurse Loan Repayment - 0565</u>				
Office of Administration	7,189.00	3,476.00	---	3,713.00
Health and Senior Services	605,144.00	368,054.78	---	237,089.22
<u>Insurance Dedicated - 0566</u>				
Office of Administration	1,002,964.00	592,697.90	---	410,266.10
Insurance, Financial Institutions and Professional Registration	9,769,962.00	7,942,486.74	---	1,827,475.26
<u>Natural Resources Protection - Water Pollution Permit Fee Subaccount - 0568</u>				
Executive	53,313.00	53,001.06	---	311.94
Office of Administration	3,237.00	370.64	---	2,866.36
Natural Resources	5,464,971.00	3,173,904.37	---	2,291,066.63
<u>Solid Waste Management - Scrap Tire Subaccount - 0569</u>				
Natural Resources	3,465,479.00	1,967,919.32	---	1,497,559.68
Revenue	13,986.00	6,934.40	---	7,051.60
<u>Solid Waste Management - 0570</u>				
Executive	41,827.00	41,827.00	---	---
Office of Administration	5,760.00	41.22	---	5,718.78
Natural Resources	18,338,846.00	10,221,093.03	---	8,117,752.97

STATE OF MISSOURI
SUMMARY OF APPROPRIATIONS BY FUND AND DEPARTMENT
SPECIAL REVENUE FUNDS
FOR THE APPROPRIATION YEAR 2012

	<u>Appropriations</u>	<u>Expenditures and Appropriated Transfers Out</u>	<u>Biennial Rollovers to 2013</u>	<u>Lapse of Appropriations</u>
<u>Aquaculture Marketing Development - 0573</u>				
Agriculture	16,932.00	4,523.08	---	12,408.92
<u>Metallic Minerals Waste Management - 0575</u>				
Natural Resources	68,934.00	37,873.54	---	31,060.46
<u>Local Records Preservation - 0577</u>				
Executive	1,984,188.00	588,507.25	---	1,395,680.75
<u>Spinal Cord Injury - 0578</u>				
Higher Education	625,000.00	625,000.00	---	---
<u>Veterans' Trust - 0579</u>				
Public Safety	77,301.00	58,055.27	---	19,245.73
<u>Livestock Sales and Markets Fees - 0581</u>				
Office of Administration	652.00	385.00	---	267.00
Agriculture	32,565.00	7,702.93	---	24,862.07
<u>Manufactured Housing - 0582</u>				
Economic Development	518,615.00	326,101.43	---	192,513.57
<u>Natural Resources Protection - Air Pollution Asbestos Fee Subaccount - 0584</u>				
Natural Resources	338,138.00	129,895.60	---	208,242.40
<u>Underground Storage Tank Regulation Program - 0586</u>				
Natural Resources	105,041.00	73,046.39	---	31,994.61
<u>Chemical Emergency Preparedness - 0587</u>				
Office of Administration	15,967.00	2,467.98	---	13,499.02
Public Safety	992,682.00	782,688.92	---	209,993.08
<u>Motor Vehicle Commission - 0588</u>				
Executive	49,467.00	---	---	49,467.00
Office of Administration	60,101.00	58,311.70	---	1,789.30
Revenue	1,160,065.00	373,378.72	---	786,686.28
<u>Health Spa Regulatory - 0589</u>				
Executive	5,000.00	5,000.00	---	---
<u>State Forensic Laboratory - 0591</u>				
Public Safety	593,261.00	590,896.89	---	2,364.11
<u>Services to Victims - 0592</u>				
Public Safety	5,003,527.00	4,307,174.51	---	696,352.49

STATE OF MISSOURI
SUMMARY OF APPROPRIATIONS BY FUND AND DEPARTMENT
SPECIAL REVENUE FUNDS
FOR THE APPROPRIATION YEAR 2012

	<u>Appropriations</u>	<u>Expenditures and Appropriated Transfers Out</u>	<u>Biennial Rollovers to 2013</u>	<u>Lapse of Appropriations</u>
<u>Natural Resources Protection -</u>				
<u>Air Pollution Permit Fee</u>				
<u>Subaccount - 0594</u>				
Executive	41,302.00	41,302.00	---	---
Office of Administration	382.00	380.39	---	1.61
Natural Resources	8,248,102.00	4,788,986.20	---	3,459,115.80
<u>Missouri Main Street Program - 0596</u>				
Economic Development	43,204.00	41,336.00	---	1,868.00
<u>Children's Service Commission - 0601</u>				
Elementary and Secondary Education	10,000.00	---	---	10,000.00
<u>Water and Wastewater Loan</u>				
<u>Revolving - 0602</u>				
Natural Resources	207,606,128.00	58,958,556.64	---	148,647,571.36
<u>Public Service Commission - 0607</u>				
Office of Administration	4,894.00	---	---	4,894.00
Economic Development	13,946,784.00	12,836,233.20	---	1,110,550.80
<u>Conservation Commission - 0609</u>				
Executive	45,651.00	45,634.90	---	16.10
Office of Administration	1,214,724.00	1,168,128.74	---	46,595.26
Conservation	228,782,732.00	147,959,852.70	67,092,710.70	13,730,168.60
Revenue	557,159.00	530,849.99	---	26,309.01
<u>Parks Sales Tax - 0613</u>				
Executive	21,496.00	21,495.83	---	0.17
Office of Administration	256,674.00	155,011.93	---	101,662.07
Natural Resources	34,203,663.00	24,802,683.84	7,516,115.44	1,884,863.72
<u>Soil and Water Sales Tax - 0614</u>				
Executive	35,192.00	35,191.91	---	0.09
Office of Administration	5,760.00	---	---	5,760.00
Natural Resources	43,511,692.00	40,016,343.69	---	3,495,348.31
<u>Apple Merchandising - 0615</u>				
Agriculture	1.00	---	---	1.00
<u>State School Money - 0616</u>				
Office of Administration	38,460.00	---	---	38,460.00
Elementary and Secondary Education	2,242,703,754.00	2,234,238,483.87	---	8,465,270.13
Revenue	25,000.00	10,371.15	---	14,628.85
<u>Handicapped Children's Trust - 0618</u>				
Elementary and Secondary Education	130,000.00	96,654.95	---	33,345.05
<u>Social Services Educational</u>				
<u>Improvement - 0620</u>				
Office of Administration	42,318.00	8,944.86	---	33,373.14
Social Services	7,996,673.00	7,268,041.00	---	728,632.00

STATE OF MISSOURI
SUMMARY OF APPROPRIATIONS BY FUND AND DEPARTMENT
SPECIAL REVENUE FUNDS
FOR THE APPROPRIATION YEAR 2012

	<u>Appropriations</u>	<u>Expenditures and Appropriated Transfers Out</u>	<u>Biennial Rollovers to 2013</u>	<u>Lapse of Appropriations</u>
<u>Blind Pension - 0621</u>				
Office of Administration	31,789.00	31,787.82	---	1.18
Revenue	1,014.00	1,013.67	---	0.33
Social Services	36,040,146.00	33,661,493.97	---	2,378,652.03
<u>Tort Victims' Compensation - 0622</u>				
Labor and Industrial Relations	105,000.00	0.64	---	104,999.36
<u>State Seminary Money - 0623</u>				
Higher Education	275,000.00	48,655.00	---	226,345.00
<u>Livestock Dealer Law Enforcement and Administration - 0624</u>				
Office of Administration	245.00	---	---	245.00
Agriculture	12,250.00	---	---	12,250.00
<u>Board of Accountancy - 0627</u>				
Insurance, Financial Institutions and Professional Registration	459,600.00	436,676.54	---	22,923.46
<u>Board of Podiatric Medicine - 0629</u>				
Insurance, Financial Institutions and Professional Registration	20,669.00	3,748.66	---	16,920.34
<u>Board of Chiropractic Examiners - 0630</u>				
Insurance, Financial Institutions and Professional Registration	149,567.00	81,299.65	---	68,267.35
<u>Board of Embalmers and Funeral Directors - 0633</u>				
Insurance, Financial Institutions and Professional Registration	209,781.00	70,130.28	---	139,650.72
<u>Board of Registration for Healing Arts - 0634</u>				
Office of Administration	3,741.00	3,740.00	---	1.00
Insurance, Financial Institutions and Professional Registration	2,571,345.00	2,409,335.24	---	162,009.76
<u>Board of Nursing - 0635</u>				
Office of Administration	4,846.00	4,835.44	---	10.56
Insurance, Financial Institutions and Professional Registration	1,788,234.00	1,379,602.03	---	408,631.97
Higher Education	1,000,000.00	982,810.00	---	17,190.00
<u>Board of Optometry - 0636</u>				
Insurance, Financial Institutions and Professional Registration	42,043.00	9,313.94	---	32,729.06
<u>Board of Pharmacy - 0637</u>				
Office of Administration	2,557.00	2,201.69	---	355.31
Insurance, Financial Institutions and Professional Registration	1,618,016.00	1,184,433.28	---	433,582.72

STATE OF MISSOURI
SUMMARY OF APPROPRIATIONS BY FUND AND DEPARTMENT
SPECIAL REVENUE FUNDS
FOR THE APPROPRIATION YEAR 2012

	<u>Appropriations</u>	<u>Expenditures and Appropriated Transfers Out</u>	<u>Biennial Rollovers to 2013</u>	<u>Lapse of Appropriations</u>
<u>Missouri Real Estate</u>				
<u>Commission - 0638</u>				
Office of Administration	159.00	---	---	159.00
Insurance, Financial Institutions and Professional Registration	1,214,991.00	870,436.37	---	344,554.63
<u>Veterinary Medical Board - 0639</u>				
Insurance, Financial Institutions and Professional Registration	109,579.00	69,002.01	---	40,576.99
<u>Highway Department - 0644</u>				
Office of Administration	3,834,440.00	3,553,791.70	---	280,648.30
Transportation	30,200,000.00	22,249,320.91	---	7,950,679.09
Public Safety	232,981,221.00	214,938,334.47	4,971,171.88	13,071,714.65
Revenue	24,528,071.00	23,102,421.71	---	1,425,649.29
<u>Milk Inspection Fees - 0645</u>				
Office of Administration	6,444.00	2,198.66	---	4,245.34
Agriculture	1,438,848.00	1,006,793.84	---	432,054.16
<u>Health Document Services - 0646</u>				
Office of Administration	126,556.00	10,158.48	---	116,397.52
Health and Senior Services	742,173.00	46,354.49	---	695,818.51
<u>Grain Inspection Fees - 0647</u>				
Office of Administration	76,120.00	70,979.31	---	5,140.69
Agriculture	1,946,757.00	1,560,068.28	---	386,688.72
<u>Water and Wastewater Loan - 0649</u>				
Natural Resources	156,320,742.00	69,815,181.34	14,221,378.93	72,284,181.73
<u>Tourism Marketing - 0650</u>				
Economic Development	15,000.00	6,523.17	---	8,476.83
<u>Workers' Compensation - 0652</u>				
Executive	591,264.00	396,578.41	---	194,685.59
Office of Administration	431,024.00	299,743.19	---	131,280.81
Labor and Industrial Relations	10,934,978.00	9,193,341.78	400,000.00	1,341,636.22
Revenue	450,000.00	244,473.89	---	205,526.11
<u>Workers' Compensation - Second Injury - 0653</u>				
Executive	3,142,233.00	2,569,189.45	---	573,043.55
Office of Administration	4,977.00	---	---	4,977.00
Labor and Industrial Relations	47,609,511.00	37,204,080.64	---	10,405,430.36
<u>Railroad Expense - 0659</u>				
Transportation	932,903.00	691,560.03	---	241,342.97
<u>Groundwater Protection - 0660</u>				
Office of Administration	4,979.00	4,977.27	---	1.73
Natural Resources	586,359.00	471,853.88	---	114,505.12

STATE OF MISSOURI
SUMMARY OF APPROPRIATIONS BY FUND AND DEPARTMENT
SPECIAL REVENUE FUNDS
FOR THE APPROPRIATION YEAR 2012

	<u>Appropriations</u>	<u>Expenditures and Appropriated Transfers Out</u>	<u>Biennial Rollovers to 2013</u>	<u>Lapse of Appropriations</u>
<u>State Contracted Manufacturing</u>				
<u>Dairy Plant Inspection and Grading</u>				
<u>Fee - 0661</u>				
Agriculture	8,000.00	---	---	8,000.00
<u>Petroleum Inspection - 0662</u>				
Office of Administration	131,538.00	70,689.35	---	60,848.65
Agriculture	2,449,971.00	2,105,870.77	---	344,100.23
Revenue	35,497.00	27,123.13	---	8,373.87
<u>Petroleum Violation Escrow - 0669</u>				
Natural Resources	230,000.00	229,933.32	---	66.68
<u>Legal Defense and Defender - 0670</u>				
Judiciary	2,980,263.00	1,139,872.25	---	1,840,390.75
Office of Administration	6,903.00	---	---	6,903.00
<u>Criminal Record System - 0671</u>				
Office of Administration	5,550.00	5,549.00	---	1.00
Health and Senior Services	333.00	---	---	333.00
Public Safety	13,520,130.00	9,770,407.20	---	3,749,722.80
<u>Motor Fuel Tax - 0673</u>				
Revenue	188,000,000.00	180,130,384.87	---	7,869,615.13
<u>State Transportation - 0675</u>				
Transportation	2,508,771.00	2,412,317.26	---	96,453.74
<u>Hazardous Waste - 0676</u>				
Executive	319,786.00	319,472.74	---	313.26
Office of Administration	6,006.00	5,344.99	---	661.01
Health and Senior Services	265,011.00	233,353.34	---	31,657.66
Natural Resources	2,304,767.00	1,756,738.05	---	548,028.95
<u>Dental Board - 0677</u>				
Insurance, Financial Institutions and Professional Registration	635,009.00	335,019.39	---	299,989.61
<u>State Board of Architects, Engineers and Land Surveyors - 0678</u>				
Insurance, Financial Institutions and Profession Registration	707,443.00	491,719.72	---	215,723.28
<u>Safe Drinking Water - 0679</u>				
Executive	14,489.00	14,489.00	---	---
Office of Administration	6,438.00	5,251.39	---	1,186.61
Health and Senior Services	435,197.00	351,068.21	---	84,128.79
Natural Resources	3,308,709.00	2,563,607.05	---	745,101.95
<u>Missouri Office of Prosecution</u>				
<u>Services - 0680</u>				
Executive	2,057,555.00	442,589.85	---	1,614,965.15
Office of Administration	4,197.00	4,196.00	---	1.00

**STATE OF MISSOURI
SUMMARY OF APPROPRIATIONS BY FUND AND DEPARTMENT
SPECIAL REVENUE FUNDS
FOR THE APPROPRIATION YEAR 2012**

	Appropriations	Expenditures and Appropriated Transfers Out	Biennial Rollovers to 2013	Lapse of Appropriations
<u>Crime Victims' Compensation - 0681</u>				
Judiciary	887,200.00	887,199.81	---	0.19
Office of Administration	37,684.00	104.03	---	37,579.97
Public Safety	8,985,049.00	5,320,382.35	---	3,664,666.65
<u>Marketing Development - 0683</u>				
Office of Administration	2,501.00	296.31	---	2,204.69
Agriculture	455,500.00	286,818.29	---	168,681.71
<u>Coal Mine Land Reclamation - 0684</u>				
Natural Resources	431,921.00	71,848.84	---	360,072.16
<u>Fair Share - 0687</u>				
Revenue	11,000.00	4,609.39	---	6,390.61
<u>School District Trust - 0688</u>				
Elementary and Secondary Education	760,600,000.00	749,703,271.51	---	10,896,728.49
<u>Children's Trust - 0694</u>				
Office of Administration	4,731,781.00	3,087,153.51	---	1,644,627.49
Health and Senior Services	13,495.00	7,256.79	---	6,238.21
<u>Highway Patrol Motor Vehicle Revolving - 0695</u>				
Public Safety	6,449,263.00	6,074,759.06	---	374,503.94
<u>Meramac-Onondaga State Parks - 0698</u>				
Natural Resources	5,600.00	---	---	5,600.00
<u>Oil and Gas Remedial - 0699</u>				
Natural Resources	38,750.00	13,683.69	---	25,066.31
<u>War on Terror Unemployment Compensation - 0736</u>				
Labor and Industrial Relations	90,000.00	---	---	90,000.00
<u>Head Injury - 0742</u>				
Health and Senior Services	1,150,019.00	913,765.50	---	236,253.50
<u>Boiler and Pressure Vessels Safety - 0744</u>				
Office of Administration	14,040.00	12,591.17	---	1,448.83
Public Safety	370,612.00	369,447.76	---	1,164.24
<u>Second Capital Commission - 0745</u>				
Office of Administration	125,000.00	---	---	125,000.00
<u>Missouri Pet Spay/Neuter - 0747</u>				
Agriculture	15,501.00	15,000.00	---	501.00
<u>Stormwater Loan Revolving - 0754</u>				
Natural Resources	1,014,341.00	---	---	1,014,341.00

**STATE OF MISSOURI
SUMMARY OF APPROPRIATIONS BY FUND AND DEPARTMENT
SPECIAL REVENUE FUNDS
FOR THE APPROPRIATION YEAR 2012**

	<u>Appropriations</u>	<u>Expenditures and Appropriated Transfers Out</u>	<u>Biennial Rollovers to 2013</u>	<u>Lapse of Appropriations</u>
<u>Rural Water and Sewer Loan Revolving - 0755</u>				
Natural Resources	2,155,882.00	1,797,381.35	---	358,500.65
<u>Basic Civil Legal Services - 0757</u>				
Judiciary	3,793,476.00	3,690,989.70	---	102,486.30
<u>Highway Patrol Traffic Records - 0758</u>				
Public Safety	390,209.00	167,385.08	---	222,823.92
<u>Antiterrorism - 0759</u>				
Public Safety	7,000.00	6,828.01	---	171.99
<u>Life Sciences Research Trust - 0763</u>				
Social Services	43,000,000.00	33,313,750.00	---	9,686,250.00
<u>Youth Services Products - 0764</u>				
Social Services	1.00	---	---	1.00
<u>Missouri State Archives - St. Louis Trust - 0770</u>				
Executive	1.00	---	---	1.00
<u>DNA Profiling Analysis - 0772</u>				
Public Safety	1,589,410.00	330,864.46	---	1,258,545.54
<u>Department of Revenue Specialty Plate - 0775</u>				
Revenue	10,056.00	2,205.00	---	7,851.00
<u>Missouri Rx Plan - 0779</u>				
Office of Administration	17,215.00	17,213.65	---	1.35
Social Services	12,801,025.00	6,717,204.19	---	6,083,820.81
<u>Putative Father Registry Fund - 0780</u>				
Office of Administration	12,600.00	72.10	---	12,527.90
Health and Senior Services	121,227.00	38,397.24	---	82,829.76
<u>Missouri Assistive Technology - 0781</u>				
Elementary and Secondary Education	850,000.00	462,527.73	---	387,472.27
<u>Economic Development Advancement - 0783</u>				
Office of Administration	1,229.00	---	---	1,229.00
Economic Development	4,663,209.00	4,171,084.15	---	492,124.85
Natural Resources	111,169.00	100,469.02	---	10,699.98
<u>Classroom Trust - 0784</u>				
Elementary and Secondary Education	366,112,409.00	335,112,409.00	---	31,000,000.00
<u>Cosmetology and Barber Exam - 0785</u>				
Insurance, Financial Institutions and Professional Registration	292,273.00	262,289.56	---	29,983.44

STATE OF MISSOURI
SUMMARY OF APPROPRIATIONS BY FUND AND DEPARTMENT
SPECIAL REVENUE FUNDS
FOR THE APPROPRIATION YEAR 2012

	<u>Appropriations</u>	<u>Expenditures and Appropriated Transfers Out</u>	<u>Biennial Rollovers to 2013</u>	<u>Lapse of Appropriations</u>
<u>Part C Early Intervention - 0788</u>				
Elementary and Secondary Education	6,795,254.00	6,328,429.26	---	466,824.74
<u>Lewis & Clark Discovery Fund - 0790</u>				
Higher Education	101,869,262.00	1,535,422.13	100,333,839.87	---
<u>Access MO Financial Assistance - 0791</u>				
Higher Education	34,827,307.00	30,507,841.00	---	4,319,466.00
<u>Consumer Restitution Fund - 0792</u>				
Insurance, Financial Institutions and Professional Registration	1.00	---	---	1.00
<u>Attorney General Trust - 0794</u>				
Executive	639,915.00	639,914.20	---	0.80
<u>Geologic Resources Fund - 0801</u>				
Natural Resources	127,300.00	70,430.21	---	56,869.79
<u>Veterinary Student Loan Payment - 0803</u>				
Agriculture	120,000.00	40,000.00	---	80,000.00
<u>MO Explosives Safety Act Admin - 0804</u>				
Office of Administration	158.00	157.00	---	1.00
Public Safety	120,328.00	91,922.00	---	28,406.00
<u>MO Health Care Access - 0806</u>				
Health and Senior Services	1.00	---	---	1.00
<u>Fire Education - 0821</u>				
Public Safety	182,600.00	182,600.00	---	---
<u>Boll Weevil Suppression and Eradication - 0823</u>				
Agriculture	70,374.00	1,620.97	---	68,753.03
<u>Organ Donor Program - 0824</u>				
Office of Administration	41,825.00	26,416.63	---	15,408.37
Health and Senior Services	310,550.00	88,953.21	---	221,596.79
<u>Child Labor Enforcement - 0826</u>				
Office of Administration	15,000.00	8.89	---	14,991.11
Labor and Industrial Relations	185,000.00	11,635.56	---	173,364.44
<u>Youth Opportunities and Violence Prevention - 0827</u>				
Economic Development	1.00	---	---	1.00
<u>Inmate Incarceration Reimbursement Act Revolving - 0828</u>				
Executive	149,570.00	96,287.08	---	53,282.92
Office of Administration	3,160.00	3,159.00	---	1.00

**STATE OF MISSOURI
SUMMARY OF APPROPRIATIONS BY FUND AND DEPARTMENT
SPECIAL REVENUE FUNDS
FOR THE APPROPRIATION YEAR 2012**

	<u>Appropriations</u>	<u>Expenditures and Appropriated Transfers Out</u>	<u>Biennial Rollovers to 2013</u>	<u>Lapse of Appropriations</u>
<u>State Court Administration Revolving - 0831</u>				
Judiciary	230,000.00	128,432.40	---	101,567.60
<u>Concentrated Animal Feeding Operation Indemnity - 0834</u>				
Natural Resources	100,450.00	---	---	100,450.00
<u>State Document Preservation - 0836</u>				
Executive	402.00	355.56	---	46.44
<u>Light Rail Safety - 0838</u>				
Transportation	1.00	---	---	1.00
<u>State Transportation Assistance Revolving - 0841</u>				
Transportation	550,000.00	---	---	550,000.00
<u>Criminal Justice Network and Technology Revolving - 0842</u>				
Public Safety	2,200,000.00	2,022,681.01	---	177,318.99
<u>Youth Services Treatment - 0843</u>				
Social Services	999.00	---	---	999.00
<u>Missouri Office of Prosecution Services Revolving - 0844</u>				
Executive	150,000.00	35,720.60	---	114,279.40
<u>Judiciary Education and Training - 0847</u>				
Judiciary	1,519,212.00	1,048,040.71	---	471,171.29
<u>Missouri Supplemental Tax Increment Financing - 0848</u>				
Economic Development	10,226,570.00	8,943,098.05	---	1,283,471.95
<u>Domestic Relations Resolution - 0852</u>				
Judiciary	350,000.00	322,407.18	---	27,592.82
<u>Correctional Substance Abuse Earnings - 0853</u>				
Corrections	264,600.00	74,293.51	---	190,306.49
<u>Missouri Wine Marketing and Research Development - 0855</u>				
Agriculture	50,001.00	37,748.18	---	12,252.82
<u>Early Childhood Development, Education and Care - 0859</u>				
Office of Administration	26,022.00	7,955.97	---	18,066.03
Elementary and Secondary Education	15,336,244.00	14,876,157.00	---	460,087.00
Health and Senior Services	264,346.00	230,925.90	---	33,420.10
Social Services	15,646,680.00	13,832,931.65	---	1,813,748.35

**STATE OF MISSOURI
SUMMARY OF APPROPRIATIONS BY FUND AND DEPARTMENT
SPECIAL REVENUE FUNDS
FOR THE APPROPRIATION YEAR 2012**

	<u>Appropriations</u>	<u>Expenditures and Appropriated Transfers Out</u>	<u>Biennial Rollovers to 2013</u>	<u>Lapse of Appropriations</u>
<u>Kids' Chance Scholarship - 0878</u>				
Higher Education	27,750.00	20,250.00	---	7,500.00
<u>Guaranty Agency Operating - 0880</u>				
Office of Administration	904,967.00	456,045.31	---	448,921.69
Higher Education	17,448,012.00	11,605,058.70	---	5,842,953.30
<u>Federal Student Loan Reserve - 0881</u>				
Higher Education	145,000,000.00	134,808,991.38	---	10,191,008.62
<u>Missouri Alternative Fuel Vehicle Loan - 0886</u>				
Natural Resources	2,050.00	---	---	2,050.00
<u>Blindness Education, Screening, and Treatment Program - 0892</u>				
Social Services	349,000.00	101,720.02	---	247,279.98
<u>Missouri Lead Abatement Loan - 0893</u>				
Health and Senior Services	76,000.00	41,169.56	---	34,830.44
<u>Dry-Cleaning Environmental Response Trust - 0898</u>				
Natural Resources	608,874.00	504,436.68	---	104,437.32
<u>Missouri National Guard Trust - 0900</u>				
Office of Administration	5,545.00	5,543.32	---	1.68
Public Safety	6,120,006.00	3,399,793.43	---	2,720,212.57
<u>Agriculture Development - 0904</u>				
Office of Administration	1,958.00	1,166.87	---	791.13
Agriculture	222,458.00	82,512.97	---	139,945.03
<u>Mined Land Reclamation - 0906</u>				
Executive	14,459.00	14,459.00	---	---
Natural Resources	1,505,623.00	513,719.29	---	991,903.71
<u>Manufactured Housing Consumer Recovery - 0909</u>				
Economic Development	192,000.00	---	---	192,000.00
<u>Babler State Park - 0911</u>				
Natural Resources	169,921.00	114,439.90	---	55,481.10
<u>Deputy Sheriff Salary Supplementation Fund - 0913</u>				
Public Safety	6,400,000.00	1,058,733.25	---	5,341,266.75
<u>Breast Cancer Awareness Trust - 0915</u>				
Revenue	2,796.00	2,795.08	---	0.92
<u>Governors' Council on Physical Fitness Institution Gift Trust - 0924</u>				
Health and Senior Services	50,000.00	---	---	50,000.00

STATE OF MISSOURI
SUMMARY OF APPROPRIATIONS BY FUND AND DEPARTMENT
SPECIAL REVENUE FUNDS
FOR THE APPROPRIATION YEAR 2012

	Appropriations	Expenditures and Appropriated Transfers Out	Biennial Rollovers to 2013	Lapse of Appropriations
<u>Mental Health Trust - 0926</u>				
Mental Health	2,094,719.00	809,731.13	---	1,284,987.87
<u>In-Home Service Gross Receipts</u>				
<u>Tax - 0934</u>				
Health and Senior Services	1.00	---	---	1.00
<u>Cigarette Fire Safety and Firefighter Protection - 0937</u>				
Public Safety	33,541.00	22,746.88	---	10,794.12
<u>Special Employment Security Bond Proceeds - 0947</u>				
Labor and Industrial Relations	1.00	---	---	1.00
<u>Special Employment Security - 0949</u>				
Office of Administration	111,600.00	1,669.26	---	109,930.74
Economic Development	216,008.00	216,000.00	---	8.00
Labor and Industrial Relations	27,833,061.00	24,232,072.25	367,947.15	3,233,041.60
<u>State Fair Trust - 0951</u>				
Agriculture	10,000.00	1,080.00	---	8,920.00
<u>Aviation Trust - 0952</u>				
Office of Administration	5,341.00	5,339.81	---	1.19
Transportation	8,876,109.00	2,122,936.63	---	6,753,172.37
Revenue	50,000.00	8,901.79	---	41,098.21
<u>Unemployment Automation - 0953</u>				
Office of Administration	5,283,250.00	---	---	5,283,250.00
Labor and Industrial Relations	200,000.00	---	---	200,000.00
<u>Ambulance Service Reimbursement Allowance - 0958</u>				
Social Services	10,162,515.00	6,827,335.29	---	3,335,179.71
<u>Agriculture Protection - 0970</u>				
Office of Administration	1,026.00	1,024.94	---	1.06
Agriculture	5,195,697.00	5,049,153.78	---	146,543.22
<u>Tobacco Control Special - 0984</u>				
Revenue	11,091.00	---	---	11,091.00
Subtotals	6,500,664,627.00	5,798,190,722.67	196,441,730.38	506,032,173.95
Appropriated Transfers Out	1,950,044,463.00	1,758,192,240.98	---	191,852,222.02
Totals	<u>\$ 8,450,709,090.00</u>	<u>\$ 7,556,382,963.65</u>	<u>\$ 196,441,730.38</u>	<u>\$ 697,884,395.97</u>

STATE OF MISSOURI
SUMMARY OF APPROPRIATIONS BY FUND AND DEPARTMENT
DEBT SERVICE FUNDS
FOR THE APPROPRIATION YEAR 2012

	Appropriations	Expenditures and Appropriated Transfers Out	Biennial Rollovers to 2013	Lapse of Appropriations
<u>Water Pollution Control Bond and Interest - Series B 2002 - 0200</u>				
Office of Administration	\$ 11,546,269.00	\$ 11,546,268.76	\$ ---	\$ 0.24
<u>Third State Building Bond Interest and Sinking - Series A 2002 - 0201</u>				
Office of Administration	4,334,000.00	4,334,000.00	---	---
<u>Fourth State Building Bond and Interest - Series A 2002 - 0202</u>				
Office of Administration	14,782,357.00	14,782,356.26	---	0.74
<u>Water Pollution Control Bond and Interest - Series A 2003 - 0203</u>				
Office of Administration	747,713.00	747,712.50	---	0.50
<u>Third State Building Bond, Interest and Sinking - Series A 2003 - 0204</u>				
Office of Administration	1,226,632.00	1,226,631.25	---	0.75
<u>Fourth State Building Bond and Interest - Series A 2005 - 0206</u>				
Office of Administration	2,052,250.00	2,052,250.00	---	---
<u>Water Pollution Control Bond and Interest - Series A 2007 - 0207</u>				
Office of Administration	674,032.00	674,031.26	---	0.74
<u>Water Pollution Control Bond and Interest - Series A 2010 - 0209</u>				
Office of Administration	3,953,550.00	3,953,550.00	---	---
<u>Fourth State Building Bond and Interest - Series A 2010 - 0210</u>				
Office of Administration	439,750.00	439,750.00	---	---
<u>Stormwater Control Bond and Interest - Series A 2010 - 0211</u>				
Office of Administration	735,350.00	735,350.00	---	---
<u>Water Pollution Control Bond and Interest - Series A 2005 - 0218</u>				
Office of Administration	32,222,375.00	32,222,375.00	---	---
<u>Stormwater Control Bond and Interest - Series A 2005 - 0219</u>				
Office of Administration	3,111,500.00	3,111,500.00	---	---
<u>Water Pollution Control Bond and Interest - Series A 2002 - 0231</u>				
Office of Administration	171,400.00	171,400.00	---	---

STATE OF MISSOURI
SUMMARY OF APPROPRIATIONS BY FUND AND DEPARTMENT
DEBT SERVICE FUNDS
FOR THE APPROPRIATION YEAR 2012

	<u>Appropriations</u>	<u>Expenditures and Appropriated Transfers Out</u>	<u>Biennial Rollovers to 2013</u>	<u>Lapse of Appropriations</u>
<u>Stormwater Control Bond and Interest - Series A 2002 - 0239</u>				
Office of Administration	85,600.00	85,600.00	---	---
<u>State Road Bond - 0319</u>				
Transportation	<u>104,151,034.00</u>	<u>101,974,035.98</u>	<u>---</u>	<u>2,176,998.02</u>
Totals	<u>\$ 180,233,812.00</u>	<u>\$ 178,056,811.01</u>	<u>\$ ---</u>	<u>\$ 2,177,000.99</u>

STATE OF MISSOURI
SUMMARY OF APPROPRIATIONS BY FUND AND DEPARTMENT
CAPITAL PROJECTS FUNDS
FOR THE APPROPRIATION YEAR 2012

	<u>Appropriations</u>	<u>Expenditures and Appropriated Transfers Out</u>	<u>Biennial Rollovers to 2013</u>	<u>Lapse of Appropriations</u>
<u>Stormwater Control -</u>				
<u>Series A 2002 - 37H - 0302</u>				
Natural Resources	\$ 18,000,000.00	\$ ---	\$ ---	\$ 18,000,000.00
<u>Veterans' Homes Capital</u>				
<u>Improvement Trust - 0304</u>				
Office of Administration	45,601.00	45,566.40	---	34.60
Public Safety	23,838,062.00	6,376,693.82	16,619,302.46	842,065.72
<u>State Road - 0320</u>				
Office of Administration	712,779.00	458,299.27	---	254,479.73
Transportation	2,341,231,895.00	2,139,152,307.81	---	202,079,587.19
<u>State Road Series 2008 - 0321</u>				
Transportation	1.00	---	---	1.00
<u>Water Pollution Control -</u>				
<u>Series A 2007 - 37G - 0329</u>				
Office of Administration	1.00	---	---	1.00
Natural Resources	16,809,825.00	78,473.23	---	16,731,351.77
<u>Water Pollution Control -</u>				
<u>Series A 2007 - 37E - 0330</u>				
Office of Administration	1.00	---	---	1.00
Natural Resources	6,659,999.00	2,462,582.13	---	4,197,416.87
Subtotals	2,407,298,164.00	2,148,573,922.66	16,619,302.46	242,104,938.88
Appropriated Transfers Out	23,567,386.00	18,056,980.86	---	5,510,405.14
Totals	<u>\$ 2,430,865,550.00</u>	<u>\$ 2,166,630,903.52</u>	<u>\$ 16,619,302.46</u>	<u>\$ 247,615,344.02</u>

STATE OF MISSOURI
SUMMARY OF APPROPRIATIONS BY FUND AND DEPARTMENT
PERMANENT FUNDS
FOR THE APPROPRIATION YEAR 2012

	Appropriations	Expenditures and Appropriated Transfers Out	Biennial Rollovers to 2013	Lapse of Appropriations
	<hr/>	<hr/>	<hr/>	<hr/>
<u>Confederate Memorial Park - 0812</u>				
Natural Resources	\$ 165.00	\$ ---	\$ ---	\$ 165.00
<u>Champ W. Smith & Mary C. Smith Memorial Endowment Trust - 0873</u>				
Health and Senior Services	<hr/> 35,000.00	<hr/> ---	<hr/> ---	<hr/> 35,000.00
Subtotals	35,165.00	---	---	35,165.00
Appropriated Transfers Out	<hr/> 346.00	<hr/> 332.00	<hr/> ---	<hr/> 14.00
Totals	<hr/> <hr/> \$ 35,511.00	<hr/> <hr/> \$ 332.00	<hr/> <hr/> \$ ---	<hr/> <hr/> \$ 35,179.00

STATE OF MISSOURI
SUMMARY OF APPROPRIATIONS BY FUND AND DEPARTMENT
ENTERPRISE FUNDS
FOR THE APPROPRIATION YEAR 2012

	Appropriations	Expenditures and Appropriated Transfers Out	Biennial Rollovers to 2013	Lapse of Appropriations
<u>Federal Surplus Property - 0407</u>				
Office of Administration	\$ 3,462,157.00	\$ 3,142,432.86	\$ ---	\$ 319,724.14
<u>Single-Purpose Animal Facilities</u>				
<u>Loan Program - 0408</u>				
Office of Administration	1,590.00	545.76	---	1,044.24
Agriculture	132,806.00	107,929.92	---	24,876.08
<u>Single-Purpose Animal Facilities</u>				
<u>Loan Guarantee - 0409</u>				
Agriculture	1.00	---	---	1.00
<u>State Fair Fees - 0410</u>				
Office of Administration	43,817.00	24,429.07	---	19,387.93
Agriculture	4,859,634.00	3,683,296.80	---	1,176,337.20
<u>Agricultural Product Utilization</u>				
<u>and Business Development</u>				
<u>Guarantee - 0411</u>				
Agriculture	14,179.00	14,178.22	---	0.78
<u>State Parks Earnings - 0415</u>				
Office of Administration	27,465.00	7,944.43	---	19,520.57
Natural Resources	28,584,912.00	7,122,954.66	19,046,149.30	2,415,808.04
Public Safety	1,050,000.00	---	1,050,000.00	---
<u>Natural Resources Revolving</u>				
<u>Services - 0425</u>				
Natural Resources	3,204,291.00	2,199,258.84	---	1,005,032.16
<u>Historic Preservation Revolving - 0430</u>				
Natural Resources	2,951,093.00	176,752.27	1,000,000.00	1,774,340.73
<u>Missouri Veterans' Homes - 0460</u>				
Office of Administration	1,348,537.00	1,118,057.37	---	230,479.63
Public Safety	57,192,352.00	55,519,134.92	---	1,673,217.08
<u>Petroleum Storage Tank</u>				
<u>Insurance - 0585</u>				
Executive	31,101.00	30,945.09	---	155.91
Office of Administration	6,081.00	6,080.00	---	1.00
Natural Resources	22,441,039.00	16,988,363.38	---	5,452,675.62
Revenue	27,654.00	22,351.74	---	5,302.26
<u>Department of Revenue</u>				
<u>Information - 0619</u>				
Office of Administration	12,102,903.00	---	---	12,102,903.00
Revenue	808,873.00	---	---	808,873.00
<u>State Environmental Improvement</u>				
<u>Authority - 0654</u>				
Natural Resources	1.00	---	---	1.00

STATE OF MISSOURI
SUMMARY OF APPROPRIATIONS BY FUND AND DEPARTMENT
ENTERPRISE FUNDS
FOR THE APPROPRIATION YEAR 2012

	<u>Appropriations</u>	<u>Expenditures and Appropriated Transfers Out</u>	<u>Biennial Rollovers to 2013</u>	<u>Lapse of Appropriations</u>
<u>Lottery Enterprise - 0657</u>				
Executive	61,249.00	61,093.09	---	155.91
Office of Administration	7,016.00	7,014.96	---	1.04
Revenue	187,847,689.00	187,404,069.16	---	443,619.84
<u>Missouri Wine and Grape Fund - 0787</u>				
Office of Administration	16,579.00	8,232.20	---	8,346.80
Agriculture	1,900,145.00	1,362,222.98	---	537,922.02
Subtotals	328,123,164.00	279,007,287.72	21,096,149.30	28,019,726.98
Appropriated Transfers Out	314,533,744.00	305,146,478.25	---	9,387,265.75
Totals	<u>\$ 642,656,908.00</u>	<u>\$ 584,153,765.97</u>	<u>\$ 21,096,149.30</u>	<u>\$ 37,406,992.73</u>

STATE OF MISSOURI
SUMMARY OF APPROPRIATIONS BY FUND AND DEPARTMENT
INTERNAL SERVICE FUNDS
FOR THE APPROPRIATION YEAR 2012

	Appropriations	Expenditures and Appropriated Transfers Out	Biennial Rollovers to 2013	Lapse of Appropriations
<u>Mental Health Interagency</u>				
<u>Payments - 0109</u>				
Mental Health	\$ 13,412,272.00	\$ 8,678,434.93	\$ ---	\$ 4,733,837.07
<u>Natural Resources Cost</u>				
<u>Allocation - 0500</u>				
Office of Administration	7,176,064.00	4,463,035.09	---	2,713,028.91
Natural Resources	7,663,697.00	6,418,968.65	---	1,244,728.35
<u>State Facility Maintenance and</u>				
<u>Operation - 0501</u>				
Office of Administration	97,041,773.00	96,761,250.03	---	280,522.97
<u>DIFP Administrative - 0503</u>				
Office of Administration	163,986.00	50,768.17	---	113,217.83
Insurance, Financial Institutions and Professional Registration	190,000.00	166,389.75	---	23,610.25
<u>Office of Administration Revolving</u>				
<u>Administrative Trust - 0505</u>				
Office of Administration	52,994,377.00	21,133,446.64	2,640.17	31,858,290.19
<u>Working Capital Revolving - 0510</u>				
Office of Administration	746,551.00	174,022.74	500,000.00	72,528.26
Corrections	39,553,997.00	27,999,282.56	---	11,554,714.44
<u>Central Check Mailing Service</u>				
<u>Revolving - 0515</u>				
Executive	247,978.00	107,663.05	---	140,314.95
<u>House of Representatives</u>				
<u>Revolving - 0520</u>				
Legislature	45,000.00	13,173.67	---	31,826.33
<u>Supreme Court Publications</u>				
<u>Revolving - 0525</u>				
Judiciary	150,000.00	65,135.98	---	84,864.02
<u>Adjutant General Revolving - 0530</u>				
Public Safety	32,000.00	31,265.18	---	734.82
<u>Senate Revolving - 0535</u>				
Legislature	40,000.00	---	---	40,000.00
<u>Inmate Revolving - 0540</u>				
Office of Administration	6,053,567.00	2,358,516.36	---	3,695,050.64
Mental Health	3,513,879.00	3,368,740.31	---	145,138.69
Corrections	16,531,752.00	7,590,979.13	---	8,940,772.87
<u>Social Services Administrative</u>				
<u>Trust - 0545</u>				
Office of Administration	439,512.00	63,010.79	---	376,501.21
Social Services	1,504,283.00	1,128,566.95	---	375,716.05

STATE OF MISSOURI
SUMMARY OF APPROPRIATIONS BY FUND AND DEPARTMENT
INTERNAL SERVICE FUNDS
FOR THE APPROPRIATION YEAR 2012

	<u>Appropriations</u>	<u>Expenditures and Appropriated Transfers Out</u>	<u>Biennial Rollovers to 2013</u>	<u>Lapse of Appropriations</u>
<u>Economic Development</u>				
<u>Administrative - 0547</u>				
Office of Administration	1,961,328.00	23,471.13	---	1,937,856.87
Economic Development	982,861.00	475,297.55	---	507,563.45
<u>Professional Registration</u>				
<u>Fees - 0689</u>				
Office of Administration	1,215,135.00	559,684.14	---	655,450.86
Insurance, Financial Institutions and Professional Registration	4,736,565.00	4,007,760.08	---	728,804.92
<u>Revolving Information</u>				
<u>Technology Trust - 0980</u>				
Office of Administration	118,965,634.00	65,993,740.18	---	52,971,893.82
Subtotals	375,362,211.00	251,632,603.06	502,640.17	123,226,967.77
Appropriated Transfers Out	40,265,636.00	35,941,920.66	---	4,323,715.34
Totals	<u>\$ 415,627,847.00</u>	<u>\$ 287,574,523.72</u>	<u>\$ 502,640.17</u>	<u>\$ 127,550,683.11</u>

**STATE OF MISSOURI
SUMMARY OF APPROPRIATIONS BY FUND AND DEPARTMENT
AGENCY FUNDS
FOR THE APPROPRIATION YEAR 2012**

	Appropriations	Expenditures and Appropriated Transfers Out	Biennial Rollovers to 2013	Lapse of Appropriations
<u>American Cancer Society, Heartland Division, Inc. - 0700</u>				
Revenue	\$ 8,114.00	\$ 8,113.83	\$ ---	\$ 0.17
<u>State Retirement Contributions - 0701</u>				
Office of Administration	259,860,090.00	256,334,116.57	---	3,525,973.43
<u>Social Security Contributions - (O.A.S.D.I./Medicare) - 0702</u>				
Office of Administration	144,772,250.00	141,948,129.51	---	2,824,120.49
<u>ALS Lou Gehrig's Disease - 0703</u>				
Revenue	3,500.00	2,646.58	---	853.42
<u>American Lung Association of Missouri - 0704</u>				
Revenue	3,500.00	1,156.33	---	2,343.67
<u>Muscular Dystrophy Association - 0707</u>				
Revenue	3,500.00	1,610.87	---	1,889.13
<u>Arthritis Foundation - 0708</u>				
Revenue	2,500.00	1,267.77	---	1,232.23
<u>National Multiple Sclerosis Society - 0709</u>				
Revenue	3,500.00	3,196.78	---	303.22
<u>Proceeds of Surplus Property Sales - 0710</u>				
Office of Administration	340,000.00	284,552.00	---	55,448.00
<u>American Diabetes Association Gateway Area - 0713</u>				
Revenue	4,653.00	4,652.65	---	0.35
<u>American Heart Association - 0714</u>				
Revenue	3,885.00	3,884.27	---	0.73
<u>March of Dimes - 0716</u>				
Revenue	3,500.00	2,652.03	---	847.97
<u>Missouri Community College Job Retention Training Program - 0717</u>				
Economic Development	10,000,000.00	2,403,687.41	---	7,596,312.59
<u>Circuit Courts Escrow - 0718</u>				
Judiciary	2,005,500.00	1,371,412.48	---	634,087.52
<u>Missouri Military Family Relief - 0719</u>				
Public Safety	200,000.00	24,706.02	---	175,293.98

STATE OF MISSOURI
SUMMARY OF APPROPRIATIONS BY FUND AND DEPARTMENT
AGENCY FUNDS
FOR THE APPROPRIATION YEAR 2012

	Appropriations	Expenditures and Appropriated Transfers Out	Biennial Rollovers to 2013	Lapse of Appropriations
<u>Program 1122 Fund - 0720</u>				
Public Safety	500,000.00	---	---	500,000.00
<u>Debt Offset Escrow - 0753</u>				
Judiciary	1,225,000.00	945,888.17	---	279,111.83
Higher Education	3,249,551.00	2,465,032.51	---	784,518.49
Health and Senior Services	17,000.00	8,954.59	---	8,045.41
Labor and Industrial Relations	4,011,000.00	3,683,819.27	---	327,180.73
Mental Health	70,000.00	15,261.53	---	54,738.47
Revenue	1,164,119.00	836,487.23	---	327,631.77
Social Services	9,000,000.00	3,211,825.51	---	5,788,174.49
Corrections	750,000.00	711,669.95	---	38,330.05
<u>Agriculture Bond Trustee - 0756</u>				
Agriculture	135,000.00	---	---	135,000.00
<u>Proprietary School Bond - 0760</u>				
Higher Education	100,000.00	8,860.00	---	91,140.00
<u>Missouri Consolidated Health Care Plan Benefit - 0765</u>				
Office of Administration	376,020,845.00	373,509,253.99	---	2,511,591.01
<u>Missouri State Employees' Voluntary Life Insurance - 0910</u>				
Office of Administration	4,031,564.00	3,894,213.03	---	137,350.97
Subtotals	817,488,571.00	791,687,050.88	---	25,801,520.12
Appropriated Transfers Out	2,251,890.00	1,360,671.90	---	891,218.10
Totals	<u>\$ 819,740,461.00</u>	<u>\$ 793,047,722.78</u>	<u>---</u>	<u>\$ 26,692,738.22</u>

STATE OF MISSOURI
SUMMARY OF APPROPRIATIONS BY FUND AND DEPARTMENT
PRIVATE PURPOSE TRUST FUNDS
FOR THE APPROPRIATION YEAR 2012

	<u>Appropriations</u>	<u>Expenditures and Appropriated Transfers Out</u>	<u>Biennial Rollovers to 2013</u>	<u>Lapse of Appropriations</u>
<u>Abandoned Fund Account - 0863</u>				
Executive	\$ 39,571,001.00	\$ 37,950,088.78	\$ ---	\$ 1,620,912.22
Office of Administration	2,241.00	2,240.00	---	1.00
<u>State Seminary - 0872</u>				
Higher Education	4,000,000.00	2,743,065.00	---	1,256,935.00
<u>Alternative Care Trust - 0905</u>				
Social Services	14,000,000.00	13,896,481.12	---	103,518.88
Subtotals	57,573,242.00	54,591,874.90	---	2,981,367.10
Appropriated Transfers Out	44,020,087.00	43,224,675.37	---	795,411.63
Totals	<u>\$ 101,593,329.00</u>	<u>\$ 97,816,550.27</u>	<u>\$ ---</u>	<u>\$ 3,776,778.73</u>

**STATE OF MISSOURI
SUMMARY OF APPROPRIATION ACTIVITY
GENERAL FUND - GENERAL REVENUE FUNDS
FOR THE APPROPRIATION YEAR 2012**

	H.B. No.	Appr. No.	Appropriations	Expenditures and Transfers Out	Biennial Rollovers to 2013	Lapse of Appropriations
<u>LEGISLATURE</u>						
LEGISLATURE LEASING	13.005	7488	\$ 11,325.00	\$ 6,997.79	\$ ---	\$ 4,327.21
LEGISLATURE STATE OWNED	13.010	7771	1,882,174.00	1,825,709.00	---	56,465.00
<u>Senate</u>						
SENATORS' SALARIES	12.500	0003	1,226,610.00	1,226,603.28	---	6.72
SENATORS' MILEAGE	12.500	0004	87,406.00	81,364.85	---	6,041.15
SENATORS' PER DIEM	12.500	0005	226,100.00	223,964.80	---	2,135.20
JOINT CONTINGENT EXP E&E	12.500	1052	160,000.00	126,114.66	---	33,885.34
JOINT COMM TAX POLICY PS	12.520	3362	60,000.00	34,302.78	---	25,697.22
JOINT COMM TAX POLICY E&E	12.520	3368	14,143.00	355.47	---	13,787.53
JOINT COMM ON ADMIN RULE	12.520	4189	122,528.00	108,048.43	---	14,479.57
JOINT COMM RETIREMENT SYS	12.520	4190	160,810.00	101,728.40	---	59,081.60
JOINT COMM EDUCATION PS	12.520	4249	61,800.00	61,800.00	---	---
JOINT COMM EDUCATION E&E	12.520	4250	12,025.00	2,070.77	---	9,954.23
SENATE CONTINGENT EXP	12.500	9801	8,838,783.00	8,427,219.28	---	411,563.72
<u>House of Representatives</u>						
REPS EXP VOUCHERS	12.505	1532	1,369,200.00	990,885.75	---	378,314.25
REPRESENTATIVES SALARIES	12.505	4257	5,861,145.00	5,779,705.60	---	81,439.40
REPRESENTATIVES MILEAGE	12.505	4258	395,491.00	395,491.00	---	---
REPRESENTATIVES PER DIEM	12.505	4259	1,290,960.00	1,290,960.00	---	---
HOUSE CONTINGENT EXPENSES	12.505	6725	10,657,028.00	10,341,170.70	---	315,857.30
<u>Committee on Legislative Research</u>						
COMM ON LEG RESEARCH	12.510	0013	1,054,354.00	967,222.21	---	87,131.79
LEG RES PUBLISH STATUTES	12.515	0014	361,436.00	243,172.28	---	118,263.72
<u>Legislative Research - Oversight</u>						
LEG RESEARCH OVERSIGHT	12.510	3084	685,522.00	551,028.66	---	134,493.34
<u>JUDICIARY</u>						
JUDICIARY LEASING	13.005	6083	2,191,669.00	2,128,472.81	---	63,196.19
JUDICIARY STATE OWNED	13.010	7789	240,128.00	232,924.00	---	7,204.00
STWIDE FMRF EXPENDITURE (Fund 0124)	21.015	8019	4.00	---	4.00	---

Judicial Proceedings and Review

JUD PROCEED & REVIEW PS	12.300	0030	2,554,920.00	2,498,708.26	---	56,211.74
JUD PROCEED & REVIEW E&E	12.300	0033	1,166,409.00	1,165,097.00	---	1,312.00
SUP COURT JUDGES SALARIES	12.300	0907	961,740.00	933,718.88	---	28,021.12

Office of State Courts Administrator

STATE COURTS ADMIN E&E	12.305	0039	529,892.00	529,892.00	---	---
STATE COURTS ADMIN PS	12.305	0524	3,236,620.00	2,890,047.61	---	346,572.39
ICM SUPPORT PS	12.305	7082	3,101,485.00	2,962,314.80	---	139,170.20
ICM SUPPORT E&E	12.305	7083	4,254,939.00	3,754,939.00	---	500,000.00

Court of Appeals

APPEALS WEST DIST PS	12.330	0041	1,887,954.00	1,866,902.26	---	21,051.74
APPEALS WEST DIST E&E	12.330	0044	443,385.00	443,377.56	---	7.44
APPEALS EAST DIST PS	12.335	0046	2,528,481.00	2,413,765.02	---	114,715.98
APPEALS EAST DIST E&E	12.335	0050	495,055.00	494,839.02	---	215.98
APPEALS SOUTH DIST PS	12.340	0052	1,143,496.00	1,110,012.30	---	33,483.70
APPEALS-SOUTH DIST E&E	12.340	0054	273,349.00	235,181.56	---	38,167.44
JUDGES SALARIES WEST DIST	12.330	0847	1,410,279.00	1,410,274.80	---	4.20
JUDGES SALARIES EAST DIST	12.335	0848	1,794,901.00	1,714,332.74	---	80,568.26
JUDGES SALARIES SOUTH PS	12.340	0849	897,450.00	897,447.60	---	2.40

Circuit Courts

CP-JUDGES-COMM PS	12.345	0853	42,203,378.00	41,542,637.56	---	660,740.44
CP-STATUTORY PS	12.345	0856	14,825,277.00	14,778,879.30	---	46,397.70
JUVENILE PERSONNEL	12.345	2902	7,579,900.00	7,355,741.00	---	224,159.00
CP-NON-STATUTORY PS	12.345	3354	65,787,702.00	62,799,924.13	---	2,987,777.87
CASA PROGRAMS	12.345	4366	300,000.00	200,000.00	---	100,000.00
CIRCUIT PERSONNEL E&E	12.345	5274	2,190,301.00	2,190,301.00	---	---
ENTITLEMENT PROGRAMS-EE	12.345	6847	2,079,000.00	2,079,000.00	---	---
CASA PROGRAMS (Fund 0590)	12.345	5196	100,000.00	83,135.01	---	16,864.99
CRIM NONSUPPORT COURT E&E (Fund 0936)	12.345	6761	1.00	---	---	1.00

Drug Court Coord Commission

DRUG COURTS E&E (Fund 0733)	12.355	5197	6,723,698.00	6,214,095.55	---	509,602.45
DRUG COURTS PS (Fund 0733)	12.355	5902	193,656.00	146,169.54	---	47,486.46

Other Programs

SENTENCING COMMISSION PS	12.370	1204	35,316.00	35,316.00	---	---
SENTENCING COMMISSION E&E	12.370	1207	43,667.00	7,302.80	---	36,364.20
CRRD-INVESTIGATOR PS	12.360	1208	14,052.00	2,832.12	---	11,219.88
RETIR DISCIPL & REMOVE PS	12.360	2204	163,925.00	163,828.08	---	96.92
RETIR. DISCIPL & REMOV E&E	12.360	2205	42,667.00	36,000.61	---	6,666.39
APPELLATE JUDICIAL COMM	12.365	4211	7,741.00	3,156.51	---	4,584.49

**STATE OF MISSOURI
SUMMARY OF APPROPRIATION ACTIVITY
GENERAL FUND - GENERAL REVENUE FUNDS
FOR THE APPROPRIATION YEAR 2012**

	H.B. No.	Appr. No.	Appropriations	Expenditures and Transfers Out	Biennial Rollovers to 2013	Lapse of Appropriations
<u>Public Defender System</u>						
PUBLIC DEFENDER SVS PS	12.400	0911	27,288,816.00	27,288,815.91	---	0.09
PUBLIC DEFENDER SVS E&E	12.400	0912	4,860,225.00	4,860,220.38	---	4.62
<u>Extraordinary</u>						
EXTRAORDINARY EXP/CONFLCT	12.400	8727	2,558,059.00	2,558,058.98	---	0.02
<u>EXECUTIVE</u>						
<u>Governor's Office</u>						
GOVERNORS OFFICE ST OWNED	13.010	2662	347,264.00	336,846.00	---	10,418.00
SPECIAL AUDITS	12.015	2749	30,000.00	30,000.00	---	---
GOVERNOR'S OFFICE	12.005	5600	2,140,418.00	2,140,417.92	---	0.08
<u>Mansion Operating</u>						
MANSION OPERATING EXP	12.005	5599	97,515.00	97,514.72	---	0.28
<u>National Guard Emergency Duty</u>						
NATIONAL GUARD EMERGENCY	12.010	0064	6,426,906.00	6,422,292.74	---	4,613.26
<u>Government Emergency Fund Committee</u>						
GOVT EMERGENCY FUND COMM	12.020	0069	1.00	---	---	1.00
<u>Lieutenant Governor</u>						
LIEUTENANT GOVERNOR PS	12.025	0072	362,812.00	360,076.46	---	2,735.54
LT GOV OFFICE ST OWNED	13.010	2664	35,250.00	34,192.00	---	1,058.00
LIEUTENANT GOVERNOR E&E	12.025	5914	44,745.00	16,856.87	---	27,888.13
<u>Secretary of State</u>						
REFUNDS	12.045	0080	50,000.00	42,377.22	---	7,622.78
SEC OF STATE LEASING	13.005	6080	588,617.00	555,287.62	---	33,329.38
SEC OF STATE STATE OWNED	13.010	7773	1,008,678.00	978,401.00	---	30,277.00
SEC OF STATE STATE OWNED (Fund 0829)	13.010	7776	13,920.00	13,701.05	---	218.95
<u>Securities</u>						
INVESTORS' RESTITUTION (Fund 0741)	12.050	5925	765,000.00	735,106.90	---	29,893.10
SEC OF STATE PS (Fund 0829)	12.035	5532	550,530.00	402,096.80	---	148,433.20
SEC OF STATE E&E (Fund 0829)	12.035	5533	645,364.00	467,211.40	---	178,152.60

Business Services

SEC OF STATE PS	12.035	0073	7,251,098.00	7,240,988.73	---	10,109.27
SEC OF STATE E&E	12.035	0077	1,803,409.00	1,800,256.87	---	3,152.13

Elections

ELECTIONS PUBLIC NOTICE	12.055	0079	100,000.00	---	---	100,000.00
ABSENTEE BALLOTS	12.060	2041	50,000.00	44,400.12	---	5,599.88
ELECTION PRINTING	12.065	6195	21,395.00	20,423.77	---	971.23
SPECIAL ELECTION COSTS (Fund 0686)	12.080	0787	7,550,000.00	7,526,299.27	---	23,700.73

Library Services

REAL	12.110	1048	3,109,250.00	3,109,250.00	---	---
STATE AID PUBLIC LIBRARY	12.105	4196	3,604,001.00	3,604,001.00	---	---
LIFT LITERACY PROGRAM	12.115	4198	69,450.00	69,450.00	---	---
LIBRARY NETWORKING FUND (Fund 0822)	12.125	4200	450,000.00	62,735.38	---	387,264.62

Wolfner Library

SEC OF STATE E&E (Fund 0928)	12.035	4195	14,501.00	2,264.49	---	12,236.51
------------------------------	--------	------	-----------	----------	-----	-----------

State Auditor

STATE AUDITOR PS	12.145	0084	5,275,903.00	5,163,365.45	---	112,537.55
STATE AUDITOR E&E	12.145	0087	1,382,859.00	1,051,325.57	---	331,533.43
AUDITOR LEASING	13.005	3192	15,175.00	11,794.54	---	3,380.46
AUDITOR STATE OWNED	13.010	7777	218,818.00	212,159.00	---	6,659.00
STATE AUDITOR PS (Fund 0648)	12.145	8486	812,734.00	174,759.99	---	637,974.01
STATE AUDITOR E&E (Fund 0648)	12.145	8487	31,616.00	31,606.05	---	9.95

State Treasurer

DUPLICATE/OUTLAWED CHECKS	12.155	0093	3,210,000.00	3,178,860.91	---	31,139.09
LINKED DEPOSIT REFUNDS	12.175	8364	100.00	29.61	---	70.39
STATE TREASURER PS (Fund 0164)	12.150	0844	1,554,742.00	1,457,835.50	---	96,906.50
STATE TREASURER E&E (Fund 0164)	12.150	0845	270,672.00	196,908.62	---	73,763.38
TREASURER STATE OWNED (Fund 0164)	13.010	7788	199,866.00	197,093.83	---	2,772.17

Attorney General

ATTORNEY GENERAL PS	12.195	0095	10,742,111.00	10,662,195.18	---	79,915.82
MEDICAID FRAUD UNIT E&E	12.205	1678	393,949.00	165,530.92	---	228,418.08
ATTORNEY GENERAL LEASING	13.005	3184	360,073.00	327,743.00	---	32,330.00
MEDICAID FRAUD UNIT PS	12.205	3336	167,101.00	166,902.56	---	198.44
ATTORNEY GENERAL E&E	12.195	7586	2,024,429.00	2,021,790.54	---	2,638.46
ATTORNEY GENERAL ST OWNED	13.010	7778	538,308.00	522,159.00	---	16,149.00
ATTORNEY GENERAL E&E (Fund 0603)	12.195	2218	187,000.00	91,979.31	---	95,020.69
ATTORNEY GENERAL PS (Fund 0631)	12.195	1529	687,036.00	579,308.99	---	107,727.01
ATTORNEY GENERAL E&E (Fund 0631)	12.195	2315	1,879,126.00	918,474.22	---	960,651.78
ATTORNEY GENERAL PS (Fund 0666)	12.195	2215	369,832.00	72,100.08	---	297,731.92
ATTORNEY GENERAL E&E (Fund 0666)	12.195	3003	254,400.00	113,384.61	---	141,015.39

**STATE OF MISSOURI
SUMMARY OF APPROPRIATION ACTIVITY
GENERAL FUND - GENERAL REVENUE FUNDS
FOR THE APPROPRIATION YEAR 2012**

	H.B. No.	Appr. No.	Appropriations	Expenditures and Transfers Out	Biennial Rollovers to 2013	Lapse of Appropriations
<u>Missouri Office of Prosecution Services</u>						
OFFICE OF PROS SVS PS	12.210	2933	72,984.00	72,984.00	---	---
OFFICE OF PROS SVS E&E	12.210	2937	34,916.00	31,088.51	---	3,827.49
<u>OFFICE OF ADMINISTRATION</u>						
<u>Commissioner's Office</u>						
COMMISSIONER'S OFFICE PS	05.005	0123	784,435.00	782,611.62	---	1,823.38
COMMISSIONER'S OFFICE E&E	05.005	2139	88,073.00	81,518.98	---	6,554.02
OFF EQUAL OPPORTUNITY PS	05.005	3568	291,362.00	280,970.71	---	10,391.29
OFF EQUAL OPPORTUNITY EE	05.005	3571	44,550.00	43,079.68	---	1,470.32
MLK JR COMMISSION E&E	05.005	3572	30,615.00	25,642.20	---	4,972.80
REGIONAL PLANNING COMM	05.275	9184	100,000.00	97,000.00	---	3,000.00
ALTERNATIVES TO ABORTION	05.147	8044	1,583,561.00	1,445,063.37	---	138,497.63
DISPARITY STUDY-DONATED (Fund 0722)	05.005	8116	76,976.00	---	---	76,976.00
<u>Division of Accounting</u>						
UNEMPLOYMENT BENEFITS (Fund 0100)	05.480	8159	27.00	---	---	27.00
REFUND DED W/H IN ERROR	05.505	0037	36,000.00	3,970.16	---	32,029.84
ACCOUNTING PS	05.010	0154	2,049,573.00	1,844,461.80	---	205,111.20
ACCOUNTING E&E	05.010	0157	120,181.00	109,792.82	---	10,388.18
AUDIT RECOVERY DISTRIBUTN	05.215	2007	1.00	---	---	1.00
UNEMPLOYMENT BENEFITS	05.480	2238	2,408,661.00	2,408,659.63	---	1.37
NEW JOBS TRAINING CERTIF	05.190	2832	1.00	---	---	1.00
CMIA-FEDERAL PAYMENTS	05.210	2833	300,000.00	21,791.00	---	278,209.00
HR CONTINGENCY	05.520	3062	40,001.00	---	---	40,001.00
BPB ANNUAL FEES/EXPENSES	05.155	5275	1,897,954.00	1,877,951.53	---	20,002.47
L/P DEBT PAYMENTS	05.160	5281	1,936,779.00	1,067,817.19	---	868,961.81
MU BASKETBALL ARENA	05.165	5732	2,872,455.00	2,660,534.72	---	211,920.28
DEBT MANAGEMENT	05.185	6933	85,000.00	9,783.75	---	75,216.25
BPB DEBT SERVICE	05.150	8002	25,501,252.00	25,150,100.81	---	351,151.19
PROSECUTIONS/CAP CASE	05.270	9183	81,273.00	79,568.68	---	1,704.32
CAFETERIA PLAN	05.515	9301	1.00	---	---	1.00
BARTLE HALL	05.195	9352	2,000,000.00	2,000,000.00	---	---
EDWARD JONES	05.205	9353	12,000,000.00	12,000,000.00	---	---
JACKSON CO	05.200	9382	3,000,000.00	3,000,000.00	---	---
TEACHER RETIREMENT CONTR	05.475	9851	2,877,221.00	2,855,967.75	---	21,253.25

UNEMPLOYMENT BENEFITS (Fund 0164)	05.480	2307	10,183.00	906.90	---	9,276.10
UNEMPLOYMENT BENEFITS (Fund 0169)	05.480	1920	14,367.00	10,112.82	---	4,254.18
UNEMPLOYMENT BENEFITS (Fund 0625)	05.480	3718	2,126.00	2,124.52	---	1.48
UNEMPLOYMENT BENEFITS (Fund 0631)	05.480	6345	3,201.00	3,200.00	---	1.00
UNEMPLOYMENT BENEFITS (Fund 0668)	05.480	7834	515.00	514.00	---	1.00
UNEMPLOYMENT BENEFITS (Fund 0674)	05.480	8041	925.00	923.88	---	1.12

Division of Budget and Planning

CENSUS 2010 PS	05.015	0124	226,684.00	120,355.53	---	106,328.47
BUDGET & PLANNING E&E	05.015	2140	74,708.00	64,772.94	---	9,935.06
CENSUS 2010 E&E	05.015	2144	281,673.00	36,327.37	---	245,345.63
BUDGET & PLANNING PS	05.015	3434	1,563,559.00	1,484,837.85	---	78,721.15

Information Technology Services Division

GR IT CONSOLIDATION PS	05.020	1281	20,664,669.00	20,663,959.20	---	709.80
GR IT CONSOLIDATION E&E	05.020	1282	15,956,835.00	15,952,848.88	---	3,986.12
DOR IT CONSOLID HC PS	05.020	2854	1,767,506.00	1,754,762.76	---	12,743.24
DOR IT CONSOLID HC E&E	05.020	2855	4,093,767.00	4,093,766.13	---	0.87
OA ITSD EMPL BENEFITS E&E	05.020	8136	2,000,000.00	---	---	2,000,000.00
DSS IT CONSOLIDATION PS (Fund 0169)	05.020	1292	521,528.00	521,525.40	---	2.60
DSS IT CONSOLIDATION E&E (Fund 0169)	05.020	1293	1,229,528.00	1,229,528.00	---	---
DHSS IT CONSOLIDATION E&E (Fund 0276)	05.020	1309	7,700.00	6,253.13	---	1,446.87
DED IT CONSOLIDATION E&E (Fund 0567)	05.020	1396	2,762.00	---	---	2,762.00
DED IT CONSOLIDATION E&E (Fund 0600)	05.020	1451	7,000.00	1,435.00	---	5,565.00
DESE IT CONSOLIDATION E&E (Fund 0651)	05.020	1510	20,000.00	4,854.81	---	15,145.19
DHSS IT CONSOLIDATION PS (Fund 0658)	05.020	1513	117,031.00	9,455.17	---	107,575.83
DHSS IT CONSOLIDATION E&E (Fund 0658)	05.020	1516	20,543.00	2,849.63	---	17,693.37
DESE IT CONSOLIDATION E&E (Fund 0743)	05.020	1624	1,000.00	---	---	1,000.00
DHSS IT CONSOLIDATION E&E (Fund 0899)	05.020	1644	13,037.00	219.98	---	12,817.02
MDA IT CONSOLIDATION E&E (Fund 0925)	05.020	1654	90.00	---	---	90.00

Division of Facilities Management,

Design and Construction

OA LEASING	13.005	1059	299,626.00	222,653.87	---	76,972.13
SCAP SECURITY-IMPROVMENTS	17.050	2973	220,391.00	15,547.42	204,843.58	---
OA STATE OWNED	13.010	7670	1,772,282.00	1,752,415.00	---	19,867.00
APPRAISALS AND SURVEYS	22.005	8067	250,000.00	67,888.65	182,111.35	---
SCAP SECURITY-IMPROVMENTS (Fund 0124)	17.050	3633	1,485,012.00	751,327.29	733,684.71	---
BROADWAY EXTR RENO (Fund 0124)	17.045	3777	99,948.00	---	99,948.00	---
FMDC ESCO DEBT SERVICE (Fund 0124)	05.180	4468	5,800,956.00	5,800,956.00	---	---
STWIDE FMRF EXPENDITURE (Fund 0124)	17.055	6535	790,676.00	750,128.48	40,547.52	---
OA STATE OWNED (Fund 0124)	13.010	7671	150,703.00	148,586.25	---	2,116.75
STWIDE FMRF EXPENDITURE (Fund 0124)	21.015	8019	127,908,962.00	3,109,609.99	124,799,352.01	---
OPERATIONAL M&R (Fund 0124)	21.015	8150	428,434.00	278,136.73	150,297.27	---
SUP COURT-CORNICE REPAIR (Fund 0124)	21.015	8155	270,000.00	205,770.79	64,229.21	---
SUPREME COURT-HVAC PROJS (Fund 0124)	21.015	8156	850,000.00	92,601.00	757,399.00	---
ENERGY CONSERVATION PROJS (Fund 0723)	21.025	8117	1.00	---	1.00	---

**STATE OF MISSOURI
SUMMARY OF APPROPRIATION ACTIVITY
GENERAL FUND - GENERAL REVENUE FUNDS
FOR THE APPROPRIATION YEAR 2012**

	H.B. No.	Appr. No.	Appropriations	Expenditures and Transfers Out	Biennial Rollovers to 2013	Lapse of Appropriations
<u>Division of General Services</u>						
WORKERS' COMP & SIF TAX	05.535	3437	1,465,000.00	1,092,899.59	---	372,100.41
DIV OF GENERAL SERVS PS	05.090	4537	838,490.00	783,861.10	---	54,628.90
DIV OF GENERAL SERVS E&E	05.090	4539	76,983.00	71,101.40	---	5,881.60
WORKERS' COMPENSATION	05.525	4541	26,762,503.00	26,740,228.17	---	22,274.83
STATE PROP PRESERVE PMTS (Fund 0128)	05.100	6747	1.00	---	---	1.00
LEGAL EXPENSE FUND (Fund 0692)	05.115	1214	16,757,435.00	16,588,193.84	---	169,241.16
<u>Division of Personnel</u>						
DIV PERSONNEL PS	05.030	0187	2,179,846.00	2,051,050.22	---	128,795.78
DIV PERSONNEL E&E	05.030	0189	91,833.00	88,078.34	---	3,754.66
<u>Division of Purchasing and Materials Management</u>						
PURCHASING/MATRL MGMT PS	05.035	0190	1,583,226.00	1,530,432.55	---	52,793.45
PURCHASING/MATRL MGMT E&E	05.035	0193	100,248.00	54,744.98	---	45,503.02
<u>Administrative Hearing Commission</u>						
ADMIN HEARING COMM PS	05.120	7635	876,213.00	875,947.52	---	265.48
ADMIN HEARING COMM E&E	05.120	7636	119,424.00	108,144.21	---	11,279.79
<u>Office of Child Advocate</u>						
OFFICE CHILD ADVOCATE PS	05.125	6321	165,830.00	70,797.42	---	95,032.58
OFFICE CHILD ADVOCATE E&E	05.125	6322	11,298.00	1,026.92	---	10,271.08
<u>Governor's Council on Disability</u>						
GOV CNSL ON DISABILITY PS	05.135	6880	168,375.00	153,127.89	---	15,247.11
GOV CNSL ON DISABILITY EE	05.135	6881	20,456.00	19,840.85	---	615.15
<u>Missouri Ethics Commission</u>						
MO ETHICS COMM E&E	05.145	0127	319,320.00	213,414.04	---	105,905.96
MO ETHICS COMM PS	05.145	0827	1,052,760.00	1,000,269.08	---	52,490.92
ETHICS COMMISSION LEASING	13.005	3271	98,491.00	95,664.64	---	2,826.36
<u>Board of Fund Commissioners</u>						
ESCROW & RELATED EXPENSES	01.010	1323	20,002.00	12,732.50	---	7,269.50

DEPARTMENT OF AGRICULTURE

AGRICULTURE LEASING	13.005	1473	165,015.00	158,988.31	---	6,026.69
AGRICULTURE STATE OWNED	13.010	7676	331,629.00	321,680.00	---	9,949.00
STWIDE FMRF EXPENDITURE (Fund 0124)	21.015	8019	190,500.00	86,672.42	103,827.58	---
OPERATIONAL M&R (Fund 0124)	21.015	8150	998.00	997.50	0.50	---
ETHANOL INCENTIVE PRGM (Fund 0571)	06.015	4627	8,875,000.00	8,802,378.38	---	72,621.62
BIODIESEL INCENTIVE PRGM (Fund 0777)	06.015	7519	11,887,500.00	11,530,875.00	---	356,625.00

Office of Director

DIRECTOR'S OFFICE PS	06.005	0233	230,095.00	223,190.35	---	6,904.65
DIRECTOR'S OFFICE E&E	06.005	0235	38,297.00	37,148.00	---	1,149.00
REFUND ACCOUNT	06.005	1887	3,639.00	---	---	3,639.00
DIRECTOR'S OFFICE E&E (Fund 0925)	06.090	8144	49,340.00	48,521.11	---	818.89

Division of Animal Health

ANIMAL HEALTH ADMIN PS	06.065	0244	2,426,587.00	2,353,114.48	---	73,472.52
ANIMAL HEALTH ADMIN E&E	06.065	0247	1,140,601.00	1,106,382.98	---	34,218.02
INDEMNITIES	06.070	4388	1.00	---	---	1.00
GIFT TRUST FUND E&E (Fund 0925)	06.065	3121	5,000.00	---	---	5,000.00

**Division of Grain Inspection and
Warehousing**

GRAIN REGULATORY SVS PS	06.075	0251	676,620.00	653,848.34	---	22,771.66
GRAIN REGULATORY SVS E&E	06.075	0253	76,240.00	76,240.00	---	---

Division of Plant Industries

PLANT INDUSTRIES PRGM PS	06.085	0254	117,831.00	114,294.48	---	3,536.52
PLANT INDUSTRIES PRGM E&E	06.085	7360	28,958.00	28,088.84	---	869.16

Division of Weights and Measures

WEIGHTS & MEASURES PS	06.090	0260	421,818.00	409,006.99	---	12,811.01
WEIGHTS & MEASURES E&E	06.090	7361	103,754.00	100,640.96	---	3,113.04

State Milk Board

STATE MILK BOARD PS	06.115	5289	100,252.00	97,242.92	---	3,009.08
STATE MILK BOARD E&E	06.115	5290	892.00	864.13	---	27.87

Agric Business Development Division

LIVESTOCK FEED& CROP LOAN (Fund 0914)	06.058	3369	1.00	---	---	1.00
AGRI BUS AG AWARENESS PRG (Fund 0925)	06.020	2110	24,910.00	1,405.00	---	23,505.00

STATE OF MISSOURI
SUMMARY OF APPROPRIATION ACTIVITY
GENERAL FUND - GENERAL REVENUE FUNDS
FOR THE APPROPRIATION YEAR 2012

	H.B. No.	Appr. No.	Appropriations	Expenditures and Transfers Out	Biennial Rollovers to 2013	Lapse of Appropriations
<u>DEPARTMENT OF ECONOMIC DEVELOPMENT</u>						
DED LEASING	13.005	1978	78,659.00	32,603.59	---	46,055.41
FILM COMMISSION PS	07.166	3662	87,732.00	---	---	87,732.00
FILM COMMISSION E&E	07.166	3674	87,268.00	---	---	87,268.00
DED STATE OWNED	13.010	7691	257,526.00	249,800.00	---	7,726.00
TRADE ZONE FACILITIES	22.040	8074	500,000.00	267,690.00	232,310.00	---
STWIDE FMRF EXPENDITURE (Fund 0124)	21.015	8019	4.00	---	4.00	---
INDUSTRY TRAINING PROGS (Fund 0600)	22.036	8129	1,500,000.00	---	1,500,000.00	---
<u>Administrative Services</u>						
ADMINISTRATIVE SVS E&E	07.005	2173	58,283.00	52,671.20	---	5,611.80
ADMINISTRATIVE SVS PS	07.005	3612	400,863.00	371,835.14	---	29,027.86
<u>Business and Community Services</u>						
COMM DEV CORPS PROGRAM	07.047	2180	200,000.00	---	---	200,000.00
MARKETING PS	07.015	2376	279,038.00	270,228.15	---	8,809.85
MARKETING E&E	07.015	2377	66,464.00	59,035.73	---	7,428.27
SALES PS	07.015	2391	626,200.00	587,539.88	---	38,660.12
SALES E&E	07.015	2393	224,704.00	210,234.20	---	14,469.80
COMPLIANCE PS	07.015	2416	63,223.00	47,269.41	---	15,953.59
COMPLIANCE E&E	07.015	2422	23,546.00	13,722.10	---	9,823.90
MO COMMUNITY SVS COMM	07.095	3641	33,019.00	31,996.80	---	1,022.20
MO ECO RES INFO CNTR PS	07.015	3699	106,948.00	92,896.90	---	14,051.10
MO ECO RES INFO CNTR E&E	07.015	3700	21,721.00	12,481.80	---	9,239.20
MO TECH CORP-RAM E&E (Fund 0172)	07.020	3698	1,700,000.00	1,649,000.00	---	51,000.00
MOFAST (Fund 0280)	07.020	8057	400,000.00	200,000.00	---	200,000.00
MARKETING E&E (Fund 0567)	07.015	2384	765,193.00	540,303.28	---	224,889.72
MODESA (Fund 0766)	07.070	4245	1,240,450.00	848,781.90	---	391,668.10
MORESA PROGRAM (Fund 0767)	07.080	6859	1.00	---	---	1.00
DWTN REVITAL PRSRVTN (Fund 0907)	07.075	2918	234,697.00	6,911.73	---	227,785.27
<u>Workforce Development</u>						
WORKFORCE AUTISM	07.120	0932	200,000.00	193,400.91	---	6,599.09
JOB TRAINING	07.130	6325	1,873,994.00	1,817,774.00	---	56,220.00
MO JOB DEVELOPMENT (Fund 0600)	07.135	0905	14,502,235.00	13,938,801.21	---	563,433.79
WORKFORCE DEVELOPMENT PS (Fund 0600)	07.120	2300	371,707.00	323,325.46	---	48,381.54
WORKFORCE DEVELOPMENT E&E (Fund 0600)	07.120	2323	81,389.00	22,417.46	---	58,971.54
WORKFORCE DEVELOPMENT PS (Fund 0995)	07.120	3048	315,000.00	7,094.50	---	307,905.50

Missouri Council on the Arts

MO HUMANITIES COUNCIL (Fund 0177)	07.100	7276	250,000.00	250,000.00	---	---
-----------------------------------	--------	------	------------	------------	-----	-----

DEPARTMENT OF ELEMENTARY AND SECONDARY EDUCATION

DESE LEASING	13.005	1033	376,913.00	366,020.62	---	10,892.38
DESE STATE OWNED	13.010	7659	424,457.00	411,322.72	---	13,134.28
DESE INSTITUTIONAL	13.015	7663	3,995,949.00	3,862,723.00	---	133,226.00
STWIDE FMRF EXPENDITURE (Fund 0124)	21.015	8019	27,652.00	27,650.00	2.00	---
OPERATIONAL M&R (Fund 0124)	21.015	8150	10,907.00	10,907.00	---	---
DESE STATE OWNED (Fund 0651)	13.010	7662	21,264.00	15,398.70	---	5,865.30
DESE LEASING (Fund 0889)	13.005	6923	9,630.00	9,630.00	---	---

Division of Financial and Administrative Services

SCHOOL FOOD SERVICES	02.030	0495	3,412,151.00	3,412,151.00	---	---
DIV OF GENERAL ADMIN PS	02.005	0537	1,762,963.00	1,710,074.00	---	52,889.00
DIV OF GENERAL ADMIN E&E	02.005	2294	119,498.00	115,913.00	---	3,585.00

Division of Learning Services

SHELTERED WORKSHOPS	02.205	0498	24,783,815.00	24,040,301.00	---	743,514.00
BLIND STUDENT LITERACY	02.215	1861	236,506.00	229,411.00	---	7,095.00
PERFORM BASED ASSESSMENT	02.070	2536	191,843.00	186,088.00	---	5,755.00
DFS/DMH SCHOOL PLACEMENTS	02.200	2542	2,330,731.00	2,330,731.00	---	---
SPECIAL OLYMPICS	02.230	2998	100,000.00	97,000.00	---	3,000.00
FIRST STEPS	02.195	4112	16,740,309.00	16,238,100.00	---	502,209.00
HIGH NEED FUND	02.190	7326	9,732,356.00	9,732,356.00	---	---
DIV OF LEARNING SRVS PS	02.050	7810	3,252,611.00	3,147,979.00	---	104,632.00
DIV OF LEARNING SRVS E&E	02.050	7811	235,142.00	235,142.00	---	---
EARLY CHILDHOOD PROGRAM	02.055	8339	73,200.00	71,004.00	---	2,196.00
ADULT ED & LITERACY	02.175	9427	4,500,746.00	4,365,724.00	---	135,022.00
TEACHER QUALITY/URBAN E&E (Fund 0651)	02.050	2297	2,395,517.00	923,784.49	---	1,471,732.51
TEACHER QUALITY/URBAN PS (Fund 0651)	02.050	6459	250,556.00	81,984.00	---	168,572.00
AFTER SCHOOL PROGRAMMING (Fund 0732)	02.060	4129	17,601.00	10,790.00	---	6,811.00

Division of Special Education

BOARD OPERATED PS	02.015	0015	25,499,626.00	24,300,874.00	---	1,198,752.00
BOARD OPERATED E&E	02.015	2298	14,458,771.00	14,458,771.00	---	---
COMM FOR THE DEAF E&E	02.240	2322	42,728.00	39,890.81	---	2,837.19
COMM FOR THE DEAF PS	02.240	9919	169,344.00	164,005.23	---	5,338.77
MSD REPR STARK ELECTRICAL (Fund 0124)	17.005	0509	22,501.00	---	22,501.00	---
COMM FOR THE DEAF E&E (Fund 0743)	02.240	6099	19,000.00	14,197.25	---	4,802.75
COMM FOR THE DEAF PS (Fund 0743)	02.240	7515	33,100.00	---	---	33,100.00
MO ASSISTIVE TECH-PS (Fund 0889)	02.245	2366	49,430.00	31,878.00	---	17,552.00
MO ASSISTIVE TECH-EE (Fund 0889)	02.245	2367	475,000.00	319,952.98	---	155,047.02
SCHOOL FOR BLIND (Fund 0920)	02.225	9806	1,500,000.00	250,589.41	---	1,249,410.59
SCHOOL FOR DEAF (Fund 0922)	02.220	0543	25,000.00	12,000.00	---	13,000.00

**STATE OF MISSOURI
SUMMARY OF APPROPRIATION ACTIVITY
GENERAL FUND - GENERAL REVENUE FUNDS
FOR THE APPROPRIATION YEAR 2012**

	H.B. No.	Appr. No.	Appropriations	Expenditures and Transfers Out	Biennial Rollovers to 2013	Lapse of Appropriations
<u>Division of Vocational Rehabilitation</u>						
VOCATIONAL REHAB GRANT	02.145	0506	12,849,613.00	12,849,606.84	---	6.16
INDEPENDENT LIVING	02.155	8908	2,506,486.00	2,431,291.00	---	75,195.00
INDEPENDENT LIVING CNTRS (Fund 0284)	02.155	2809	390,556.00	346,323.50	---	44,232.50
<u>DEPARTMENT OF HIGHER EDUCATION</u>						
DHE STATE OWNED	13.010	7877	130,920.00	126,992.00	---	3,928.00
<u>Higher Education Administration</u>						
COORDINATION ADMIN PS	03.005	0438	350,188.00	342,234.67	---	7,953.33
MIDWEST HIGHER ED. COMM	03.015	0459	95,000.00	95,000.00	---	---
COORDINATION ADMIN E&E	03.005	2167	153,985.00	106,188.35	---	47,796.65
GRANT & SCHLSHP ADMIN E&E	03.005	2168	42,202.00	36.50	---	42,165.50
CROWDER COLLEGE	03.145	2489	3,815,647.00	3,644,183.00	---	171,464.00
EAST CENTRAL COLLEGE	03.145	2493	4,714,448.00	4,505,679.00	---	208,769.00
JEFFERSON COLLEGE	03.145	2495	6,716,711.00	6,418,247.00	---	298,464.00
METROPOLITAN COM COLLEGE	03.145	2497	28,222,478.00	26,969,649.00	---	1,252,829.00
MINERAL AREA COLLEGE	03.145	2499	4,451,033.00	4,253,712.00	---	197,321.00
MOBERLY AREA COM COLLEGE	03.145	2501	4,604,003.00	4,400,929.00	---	203,074.00
NORTH CENTRAL MO COLLEGE	03.145	2503	2,270,531.00	2,170,203.00	---	100,328.00
OZARKS TECH COM COLLEGE	03.145	2508	9,409,776.00	8,994,000.00	---	415,776.00
ST CHARLES CNTY COM COL	03.145	2512	7,085,592.00	6,772,421.00	---	313,171.00
ST LOUIS COM COLLEGE	03.145	2515	40,612,791.00	38,806,437.00	---	1,806,354.00
STATE FAIR COM COLLEGE	03.145	2517	4,801,741.00	4,589,690.00	---	212,051.00
THREE RIVERS COM COLLEGE	03.145	2519	4,003,157.00	3,826,191.00	---	176,966.00
CROWDER COLLEGE M&R	03.145	3171	202,208.00	193,403.00	---	8,805.00
EAST CENTRAL COLLEGE M&R	03.145	3172	147,487.00	141,065.00	---	6,422.00
JEFFERSON COLLEGE M&R	03.145	3174	351,948.00	336,624.00	---	15,324.00
METROPOLITAN COLLEGE M&R	03.145	3177	1,216,623.00	1,163,651.00	---	52,972.00
MINERAL AREA COLLEGE M&R	03.145	3181	211,311.00	202,110.00	---	9,201.00
MOBERLY AREA COLLEGE M&R	03.145	3182	139,944.00	133,851.00	---	6,093.00
NORTH CENTRAL COLLEGE M&R	03.145	3183	51,058.00	48,835.00	---	2,223.00
OZARKS TECH COLLEGE M&R	03.145	3190	209,431.00	200,313.00	---	9,118.00
ST CHARLES COLLEGE M&R	03.145	3191	196,452.00	187,899.00	---	8,553.00
ST LOUIS COLLEGE M&R	03.145	3199	1,457,156.00	1,393,711.00	---	63,445.00
STATE FAIR COLLEGE M&R	03.145	3200	197,087.00	188,506.00	---	8,581.00
THREE RIVERS COLLEGE M&R	03.145	3203	126,108.00	120,618.00	---	5,490.00

GRANT & SCHLSHP ADMIN PS	03.005	3857	112,587.00	108,979.24	---	3,607.76
VIETNAM SURVIVOR SCHLSHIP	03.075	3860	50,000.00	10,142.08	---	39,857.92
VETERANS SURVIVOR GRANT	03.095	4443	281,250.00	45,195.84	---	236,054.16
MIN ENIVRM LITERACY PRG	03.105	4550	32,964.00	27,982.50	---	4,981.50
PROPRIETARY SCH ADMIN PS	03.005	6293	119,918.00	113,504.81	---	6,413.19
PROPRIETARY SCH ADMIN E&E	03.005	6294	17,515.00	14,425.69	---	3,089.31
PUBLIC SERVICE GRANT PRGM	03.070	8349	100,000.00	74,488.24	---	25,511.76
M ROSS BARNETT SCHLSHIP (Fund 0131)	03.085	0066	363,375.00	332,084.40	---	31,290.60
QUALITY IMPRVMENT REV E&E (Fund 0537)	03.005	4445	320,000.00	312,989.23	---	7,010.77
MIN ENIVRM LITERACY PRG (Fund 0832)	03.105	4551	50,000.00	---	---	50,000.00
ACADEMIC SCHOLARSHIP PRGM (Fund 0840)	03.040	3858	15,269,250.00	10,894,375.00	---	4,374,875.00
ADVANTAGE MISSOURI PRGM (Fund 0856)	03.110	0062	15,000.00	101.32	---	14,898.68
A+ SCHOOLS PROGRAM (Fund 0955)	03.060	7481	29,413,326.00	26,105,462.69	---	3,307,863.31
ACCESS MISSOURI (Fund 0982)	03.050	8120	30,000,000.00	29,999,904.50	---	95.50
AP INCENTIVE GRANTS (Fund 0983)	03.025	8148	100,000.00	29,500.00	---	70,500.00

State Colleges and Universities

MO KIDNEY PROGRAM	03.220	0632	1,500,000.00	1,455,000.00	---	45,000.00
STATE HISTORICAL SOCIETY	03.225	0643	1,227,605.00	1,190,777.00	---	36,828.00
MO STATE UNIVERSITY	03.165	0645	72,790,716.00	69,517,459.00	---	3,273,257.00
UNIVERSITY OF CENTRAL MO	03.155	0649	48,370,116.00	46,394,339.00	---	1,975,777.00
SOUTHEAST MO STATE UNIV	03.160	0650	39,433,325.00	37,661,414.00	---	1,771,911.00
TRUMAN STATE UNIVERSITY	03.175	0652	36,601,703.00	34,956,924.00	---	1,644,779.00
NORTHWEST MO STATE UNIV	03.180	0656	26,993,142.00	25,782,650.00	---	1,210,492.00
MO SOUTHERN ST UNIVERSITY	03.185	0659	20,912,980.00	19,975,710.00	---	937,270.00
MO WESTERN ST UNIVERSITY	03.190	0660	19,121,733.00	18,002,242.00	---	1,119,491.00
LINCOLN UNIVERSITY	03.170	0661	16,134,341.00	15,410,843.00	---	723,498.00
UNIV OF MO MORENET	03.207	1038	50,000.00	---	---	50,000.00
UNIV OF MISSOURI CAMPUSES	03.200	2304	366,765,401.00	345,925,336.00	---	20,840,065.00
MO REHABILITATION CENTER	03.210	2691	10,337,870.00	10,027,734.00	---	310,136.00
LINN STATE TECH COLLEGE	03.150	2733	4,261,638.00	4,070,391.00	---	191,247.00
HARRIS STOWE ST UNIV	03.195	3426	8,815,741.00	8,419,597.00	---	396,144.00
MO AG EXPERIMENT STATION	17.035	3588	389,092.00	389,092.00	---	---
DOCTORATE PHARMACY PRG	03.203	7638	2,000,000.00	1,940,000.00	---	60,000.00
UMC TELEMEDICINE (Fund 0625)	03.205	4046	437,640.00	437,640.00	---	---

DEPARTMENT OF HEALTH AND SENIOR SERVICES

HEALTH LEASING	13.005	4181	1,724,031.00	1,618,315.40	---	105,715.60
REFUNDS	10.620	7328	9,147.00	9,130.16	---	16.84
HEALTH STATE OWNED	13.010	7757	662,411.00	642,539.00	---	19,872.00
REFUNDS (Fund 0658)	10.620	2799	2,010.00	2,009.89	---	0.11

**STATE OF MISSOURI
SUMMARY OF APPROPRIATION ACTIVITY
GENERAL FUND - GENERAL REVENUE FUNDS
FOR THE APPROPRIATION YEAR 2012**

	H.B. No.	Appr. No.	Appropriations	Expenditures and Transfers Out	Biennial Rollovers to 2013	Lapse of Appropriations
<u>Office of the Director</u>						
DIRECTOR'S OFFICE E&E	10.600	3914	26,493.00	25,698.00	---	795.00
DIRECTOR'S OFFICE PS	10.600	8443	663,598.00	643,666.61	---	19,931.39
DOH DONATED FUNDS PS (Fund 0658)	10.625	4631	50,000.00	46,304.31	---	3,695.69
DOH DONATED FUNDS E&E (Fund 0658)	10.625	4632	400,000.00	9,162.73	---	390,837.27
<u>Administration</u>						
ADMIN SHARED EXPENSES E&E	10.605	6805	33,080.00	31,512.59	---	1,567.41
DIVISION OF ADMIN PS	10.605	7693	323,550.00	313,759.32	---	9,790.68
DIVISION OF ADMIN E&E	10.605	7694	162,857.00	157,971.00	---	4,886.00
DIVISION OF ADMIN E&E (Fund 0276)	10.605	0217	35,000.00	34,250.00	---	750.00
DIVISION OF ADMIN E&E (Fund 0899)	10.605	7251	5,000.00	5,000.00	---	---
<u>Missouri Health Facilities Review</u>						
MHFRC PS	10.745	4176	125,327.00	101,163.25	---	24,163.75
MHFRC E&E	10.745	4177	9,289.00	8,224.58	---	1,064.42
<u>Division of Community and Public Health</u>						
PUBLIC HEALTH LAB PS	10.675	0219	1,478,365.00	1,434,014.00	---	44,351.00
PUBLIC HEALTH LAB E&E	10.675	0220	423,068.00	410,376.00	---	12,692.00
HEAD INJURY SERVICES	10.645	0262	247,259.00	239,841.00	---	7,418.00
DIV COMM&PUBLIC HLTH PS	10.635	1215	5,518,144.00	5,346,816.51	---	171,327.49
DIV COMM&PUBLIC HLTH PROG	10.645	1255	2,307,061.00	2,237,848.71	---	69,212.29
MEDICATIONS	10.645	1492	4,526,156.00	4,526,156.00	---	---
HEALTH LAB MEDICAID E&E	10.675	1929	13,426.00	13,023.00	---	403.00
DCPH MEDICAID PS	10.635	1962	640,428.00	617,163.67	---	23,264.33
DCPH PROG MEDICAID	10.645	1968	57,500.00	55,775.00	---	1,725.00
CSHCN PROG MEDICAID	10.645	1998	133,480.00	129,476.00	---	4,004.00
HEAD INJRY SVS MEDICAID	10.645	1999	146,947.00	142,539.00	---	4,408.00
CORE PUBLIC HLT FUNCTIONS	10.640	3944	7,665,983.00	7,435,636.26	---	230,346.74
PRIMO PROGRAM	10.660	4172	375,000.00	---	---	375,000.00
OFC OF MINORITY HLTH PS	10.665	7144	184,440.00	174,692.91	---	9,747.09
OFC OF MINORITY HLTH E&E	10.665	7145	206,109.00	199,045.11	---	7,063.89
GENETICS PROGRAM	10.645	7731	236,382.00	229,291.00	---	7,091.00
CHILD W/SPECIAL NEEDS	10.645	9419	833,420.00	808,417.00	---	25,003.00
DIV COMM&PUBLIC HLTH PS (Fund 0276)	10.635	1220	94,028.00	68,032.00	---	25,996.00
REFUNDS (Fund 0276)	10.620	2874	100.00	---	---	100.00
PRIMO PROGRAM (Fund 0276)	10.660	3931	650,000.00	636,579.56	---	13,420.44

DIV COMM&PUBLIC HLTH PS (Fund 0658)	10.635	1242	174,182.00	4,375.08	---	169,806.92
DIV COMM&PUBLIC HLTH E&E (Fund 0658)	10.635	1244	633,089.00	129,158.19	---	503,930.81
PRIMO PROGRAM (Fund 0658)	10.660	3932	839,525.00	672,500.00	---	167,025.00
REFUNDS (Fund 0899)	10.620	5046	83.00	66.00	---	17.00
PUBLIC HEALTH LAB PS (Fund 0899)	10.675	7249	16,481.00	16,481.00	---	---
PUBLIC HEALTH LAB E&E (Fund 0899)	10.675	7250	45,379.00	45,379.00	---	---
CHILD W/SPECIAL NEEDS (Fund 0950)	10.645	7726	30,000.00	25,950.32	---	4,049.68

Division of Senior and Disability Services

NON-MEDICAID PAS E&E	10.690	0934	1,080,096.00	805,298.39	---	274,797.61
DIV SENIOR&DISABILITY PS	10.680	1258	1,486,204.00	1,248,600.51	---	237,603.49
DIV SENIOR&DISABILITY E&E	10.680	1259	103,499.00	88,855.91	---	14,643.09
DSDS MEDICAID PS	10.680	2009	5,639,020.00	5,362,832.19	---	276,187.81
DSDS MEDICAID E&E	10.680	2010	457,071.00	433,179.93	---	23,891.07
IN HOME SVS MEDICAID	10.695	2028	224,637,814.00	216,260,989.78	---	8,376,824.22
NORC	10.725	2851	127,500.00	123,675.00	---	3,825.00
ALZHEIMER'S SERVICE	10.710	2907	150,000.00	142,872.00	---	7,128.00
IMMIGRATION ASSISTANCE	10.685	3274	200,000.00	194,000.00	---	6,000.00
HOME & COMMUNITY SVS PRGM	10.690	3383	1,762,422.00	133,620.00	---	1,628,802.00
AAA CONTRACTS	10.715	4519	9,000,000.00	8,727,470.00	---	272,530.00
AAA GRANTS	10.720	4522	1,447,813.00	1,404,378.00	---	43,435.00
ALZHEIMER'S NON-PROFIT	10.710	8122	250,000.00	---	---	250,000.00
IN HOME SVS PGR MEDICD PS	10.695	8163	481,741.00	481,740.87	---	0.13

Division of Regulation and Licensure

DIV OF REG&LICENSURE PS	10.735	1263	6,442,544.00	5,935,737.64	---	506,806.36
DIV OF REG&LICENSURE E&E	10.735	1264	649,191.00	612,338.64	---	36,852.36
DRL MEDICIAD PS	10.735	2015	1,323,327.00	1,270,175.10	---	53,151.90
DRL MEDICAID E&E	10.735	2016	84,837.00	77,370.55	---	7,466.45
DIV OF REG&LICENSURE PS (Fund 0276)	10.735	1273	72,171.00	69,928.79	---	2,242.21
DIV OF REG&LICENSURE E&E (Fund 0276)	10.735	1274	11,450.00	6,571.00	---	4,879.00

DEPARTMENT OF TRANSPORTATION

ELDRLY&DISAB TRAN ASSTIST	04.465	2765	1,194,129.00	1,158,305.00	---	35,824.00
ST JOSEPH PORT	17.040	4101	97,767.00	97,767.00	---	---
STATE MATCH FOR AMTRAK	04.495	4265	7,900,000.00	7,900,000.00	---	---
LOCAL & REGIONAL PORT ATH	22.070	8130	1,000,000.00	---	1,000,000.00	---
FACILITY RELOCATION (Fund 0976)	04.421	8060	2,000,000.00	---	---	2,000,000.00

**DEPARTMENT OF LABOR AND
INDUSTRIAL RELATIONS**

DOLIR LEASING	13.005	3229	6,785.00	5,551.21	---	1,233.79
DOLIR STATE OWNED	13.010	7713	92,116.00	57,541.43	---	34,574.57
STWIDE FMRF EXPENDITURE (Fund 0124)	21.015	8019	16,664.00	16,662.00	2.00	---

**STATE OF MISSOURI
SUMMARY OF APPROPRIATION ACTIVITY
GENERAL FUND - GENERAL REVENUE FUNDS
FOR THE APPROPRIATION YEAR 2012**

	H.B. No.	Appr. No.	Appropriations	Expenditures and Transfers Out	Biennial Rollovers to 2013	Lapse of Appropriations
<u>Division of Labor Standards</u>						
ADMINISTRATION/LS PS	07.820	0683	720,884.00	670,940.30	---	49,943.70
ADMINISTRATION/LS E&E	07.820	0685	69,969.00	65,923.31	---	4,045.69
<u>Division of Worker's Compensation</u>						
LINE OF DUTY COMP E&E (Fund 0939)	07.860	5544	50,000.00	50,000.00	---	---
<u>State Board of Mediation</u>						
BOARD OF MEDIATION PS	07.835	0598	107,303.00	86,251.77	---	21,051.23
BOARD OF MEDIATION E&E	07.835	2324	10,530.00	5,204.97	---	5,325.03
<u>Commission on Human Rights</u>						
COMM ON HUMAN RIGHTS PS	07.910	5995	493,444.00	478,516.07	---	14,927.93
COMM ON HUMAN RIGHTS E&E	07.910	5997	16,607.00	16,109.00	---	498.00
<u>Labor and Industrial Relations Commission</u>						
INDUSTRIAL COMMISSION PS	07.815	3092	8,524.00	8,268.00	---	256.00
INDUSTRIAL COMMISSION E&E	07.815	3093	1,329.00	1,289.00	---	40.00
<u>DEPARTMENT OF MENTAL HEALTH</u>						
MENTAL HEALTH LEASING	13.005	0655	1,503,948.00	1,405,027.09	---	98,920.91
REFUNDS	10.035	5519	50,877.00	50,872.50	---	4.50
MENTAL HEALTH STATE OWNED	13.010	7751	716,518.00	695,022.00	---	21,496.00
MENTAL HEALTH INSTIT	13.015	7756	21,111,917.00	20,468,596.00	---	643,321.00
STWIDE FMRF EXPENDITUTE (Fund 0124)	17.055	6535	56,110.00	30,575.93	25,534.07	---
STWIDE FMRF EXPENDITURE (Fund 0124)	21.015	8019	792,107.00	406,551.33	385,555.67	---
OPERATIONAL M&R (Fund 0124)	21.015	8150	200,000.00	200,000.00	---	---
REFUNDS (Fund 0625)	10.035	4419	100.00	---	---	100.00
REFUNDS (Fund 0930)	10.035	4421	73,100.00	72,406.54	---	693.46
<u>Office of the Director</u>						
DIRECTOR'S OFFICE PS	10.005	0669	521,886.00	506,228.92	---	15,657.08
DIRECTOR'S OFFICE E&E	10.005	2043	9,868.00	9,280.21	---	587.79
HOUSING	10.060	2792	255,000.00	247,350.00	---	7,650.00
STAFF TRAINING	10.030	4170	358,078.00	345,751.00	---	12,327.00
OPERATIONAL SUPPORT PS	10.025	5307	4,703,244.00	4,556,971.54	---	146,272.46
OPERATIONAL SUPPORT E&E	10.025	5310	385,251.00	373,693.00	---	11,558.00

Division of Alcohol and Drug Abuse

ADA TREATMENT-MEDICAID MT	10.110	2040	9,475,763.00	9,475,762.92	---	0.08
ADA TREATMENT SVS E&E	10.110	2050	4,452,516.00	4,452,516.00	---	---
ADA ADMIN PS	10.100	2149	907,483.00	880,259.00	---	27,224.00
ADA ADMIN E&E	10.100	2150	22,112.00	21,449.00	---	663.00
PREVENTION & EDU SVS E&E	10.105	2649	25,973.00	25,193.98	---	779.02
ADA TREATMENT SERVICES	10.110	4147	16,905,489.00	16,905,489.00	---	---
ADA TREATMENT SVS PS	10.110	4148	500,377.00	500,376.91	---	0.09
COMMUNITY 2000	10.105	4649	498,969.00	484,000.00	---	14,969.00
PREVENTION & EDU SVS E&E (Fund 0625)	10.105	3585	300,000.00	300,000.00	---	---
ADA TREATMENT-MEDICAID MT (Fund 0625)	10.110	3587	1,864,741.00	1,864,740.89	---	0.11
ADA TREATMENT SERVICES (Fund 0625)	10.110	3594	100,000.00	100,000.00	---	---
ADA TREATMENT-MEDICAID MT (Fund 0930)	10.110	3765	599,943.00	408,821.95	---	191,121.05

Division of Comprehensive Psychiatric Services

MEDICATION COST INCREASES	10.235	0373	11,850,804.00	11,850,804.00	---	---
ADULT COMMUNITY PRGM PS	10.210	1479	26,670.00	16,246.83	---	10,423.17
YOUTH COMMUNITY PRGM PS	10.225	1481	109,384.00	106,101.76	---	3,282.24
HOMELESS MENTALLY ILL	10.210	1685	496,047.00	481,165.00	---	14,882.00
CPS ADMIN PS	10.200	1844	606,188.00	586,678.90	---	19,509.10
CPS ADMIN E&E	10.200	1845	44,107.00	44,107.00	---	---
CIVIL COMM LEGAL FEES	10.215	1864	738,366.00	532,010.00	---	206,356.00
OA CIVIL COMM LEGAL FEES	10.215	1865	132,550.00	121,460.00	---	11,090.00
FORENSIC SUPPORT SVS PS	10.220	1866	721,261.00	698,911.25	---	22,349.75
FORENSIC SUPPORT SVS E&E	10.220	1867	23,301.00	23,301.00	---	---
ADULT COMMUNITY PRGM E&E	10.210	2052	320,756.00	320,756.00	---	---
ADULT COMMUNITY PROGRAM	10.210	2053	34,087,892.00	34,087,687.48	---	204.52
YOUTH COMMUNITY PRGM E&E	10.225	2056	61,150.00	59,315.00	---	1,835.00
YOUTH COMMUNITY PROGRAM	10.225	2057	9,535,006.00	9,535,006.00	---	---
FULTON STATE HOSPITAL E&E	10.300	2061	8,226,810.00	8,225,221.93	---	1,588.07
NW MO PSY REHAB CTR E&E	10.305	2063	2,025,900.00	1,939,899.94	---	86,000.06
STL PSY REHAB CTR E&E	10.310	2064	2,511,633.00	2,511,633.00	---	---
SW MO PSY REHAB CTR E&E	10.315	2065	525,205.00	525,205.00	---	---
COTTONWOOD TRMT CTR E&E	10.355	2066	358,185.00	358,185.00	---	---
HAWTHORN PSY HOSPTL E&E	10.350	2067	882,601.00	837,601.00	---	45,000.00
METRO STL PSY CTR E&E	10.320	2068	2,047,464.00	2,047,464.00	---	---
ADULT COM PRG-MEDICAID MT	10.210	2070	47,943,398.00	47,943,397.94	---	0.06
YOUTH COM PRG-MEDICAID MT	10.225	2071	14,751,093.00	14,751,003.45	---	89.55
SOUTHEAST MO MHC E&E	10.330	2083	2,698,506.00	2,698,506.00	---	---
CTR FOR BEHAV MED E&E	10.340	2090	1,792,947.00	1,749,963.95	---	42,983.05
SEMO MHC-SORTS PS	10.330	2229	11,737,892.00	11,440,299.81	---	297,592.19
SEMO MHC-SORTS E&E	10.330	2246	3,324,777.00	3,209,777.00	---	115,000.00
REMEDIATION FUEL SPILL	17.230	2890	327,328.00	100,036.49	227,291.51	---
MSOTC RENOVATION OF WARDS	17.235	2893	189,819.00	189,819.00	---	---
SEMO MHC-SORTS OVERTIME	10.330	3206	82,611.00	82,611.00	---	---

**STATE OF MISSOURI
SUMMARY OF APPROPRIATION ACTIVITY
GENERAL FUND - GENERAL REVENUE FUNDS
FOR THE APPROPRIATION YEAR 2012**

	H.B. No.	Appr. No.	Appropriations	Expenditures and Transfers Out	Biennial Rollovers to 2013	Lapse of Appropriations
SW MO PSY REHAB CTR PS	10.315	4157	2,300,159.00	2,264,500.82	---	35,658.18
HEALTHCARE TECHNOLOGY E&E	10.025	4169	614,811.00	596,367.00	---	18,444.00
SWMO PSY REH MEDICAID E&E	10.315	6765	99,000.00	98,999.74	---	0.26
CPS FACILITY SUP PRN-PS	10.205	6766	3,280,415.00	3,280,415.00	---	---
CPS FACILITY SUP PRN-E&E	10.205	6770	74,962.00	74,962.00	---	---
CPS FS LOSS OF BENEF E&E	10.205	6771	872,594.00	872,594.00	---	---
HEALTHCARE TECHNOLOGY PS	10.025	6978	60,000.00	58,199.97	---	1,800.03
OVERTIME PAY PS	10.010	7031	2,843,989.00	2,812,837.94	---	31,151.06
FULTON ST HOSP OVERTIME	10.300	7187	1,274,347.00	1,274,347.00	---	---
NW MO PSY REHAB OVERTIME	10.305	7188	161,080.00	161,080.00	---	---
STL PSY REHAB OVERTIME	10.310	7190	278,968.00	278,968.00	---	---
SW MO PYS REHAB OVERTIME	10.315	7192	14,911.00	14,911.00	---	---
HAWTHORN HOSP OVERTIME	10.350	7193	62,671.00	60,791.00	---	1,880.00
COTTONWOOD TRMT OVERTIME	10.355	7195	18,891.00	18,891.00	---	---
METRO STL PSY OVERTIME	10.320	7197	16,544.00	16,544.00	---	---
SE MO MHC OVERTIME	10.330	7201	158,816.00	158,816.00	---	---
CTR BEHAV MED OVERTIME	10.340	7202	239,911.00	239,911.00	---	---
SEMO - PUB BLDG	10.330	7520	55,593.00	45,826.10	---	9,766.90
CPS HOSPITAL PROVIDER TAX	10.205	7652	15,577,989.00	15,217,989.00	---	360,000.00
FULTON-SORTS PS	10.300	7825	3,108,583.00	3,108,582.79	---	0.21
FULTON-SORTS OVERTIME	10.300	7826	59,795.00	59,795.00	---	---
FULTON-SORTS E&E	10.300	7827	838,974.00	838,974.00	---	---
ACP INPATIENT REDESIGN	10.210	7828	4,500,000.00	4,500,000.00	---	---
ACP INPTNT RDS MEDICAID	10.210	7829	500,000.00	484,999.25	---	15,000.75
CPS FACILITY SUPPORT-E&E	10.205	7833	2,324,266.00	2,324,266.00	---	---
CPS FAC SUPPORT MEDICAID	10.205	7934	3,675,734.00	3,565,461.24	---	110,272.76
CPS EATING DISORDER PS	10.210	8054	38,000.00	---	---	38,000.00
CPS EATING DISORDER E&E	10.210	8055	112,000.00	---	---	112,000.00
FULTON STATE HOSPITAL PS	10.300	9381	31,700,907.00	31,700,820.70	---	86.30
NW MO PSY REHAB CTR PS	10.305	9384	9,773,334.00	9,414,106.82	---	359,227.18
STL PSY REHAB CTR PS	10.310	9385	16,267,589.00	15,896,662.28	---	370,926.72
COTTONWOOD TRMT CTR PS	10.355	9386	948,291.00	909,096.00	---	39,195.00
HAWTHORN PSY HOSPTL PS	10.350	9387	5,637,465.00	5,557,281.58	---	80,183.42
METRO STL PSY CTR PS	10.320	9391	6,443,446.00	6,012,718.56	---	430,727.44
SOUTHEAST MO MHC PS	10.330	9394	16,393,787.00	15,658,025.18	---	735,761.82
CTR FOR BEHAV MED PS	10.340	9395	12,596,509.00	12,149,909.46	---	446,599.54

HCPH REPLACE HVAC MAIN (Fund 0124)	17.240	0880	186,096.00	811.40	185,284.60	---
STLPRC EMER GENERATOR (Fund 0124)	17.240	0894	18,057.00	18,057.00	---	---
MSLPC RENOV WARD & EMERG (Fund 0124)	21.015	8151	458,450.00	454,852.24	3,597.76	---
DMH SUICIDE PREV & LGHTNG (Fund 0124)	21.015	8157	4,000,000.00	273,491.78	3,726,508.22	---
ADULT COM PRG-MEDICAID MT (Fund 0930)	10.210	3766	238,617.00	229,998.62	---	8,618.38
YOUTH COM PRG-MEDICAID MT (Fund 0930)	10.225	3767	891,106.00	590,253.40	---	300,852.60

Division of Developmental Disabilities

ALBANY RO PS	10.500	0460	668,372.00	639,343.21	---	29,028.79
CENTRAL MO RO PS	10.505	0461	822,307.00	776,497.21	---	45,809.79
HANNIBAL RO PS	10.510	0462	712,448.00	629,815.22	---	82,632.78
JOPLIN RO PS	10.515	0463	637,316.00	627,340.92	---	9,975.08
KANSAS CITY RO PS	10.520	0464	1,225,730.00	1,188,958.00	---	36,772.00
KIRKSVILLE RO PS	10.525	0466	405,405.00	392,798.79	---	12,606.21
POPLAR BLUFF RO PS	10.530	0467	604,649.00	602,733.57	---	1,915.43
ROLLA RO PS	10.535	0468	417,201.00	404,685.00	---	12,516.00
SIKESTON RO PS	10.540	0469	681,100.00	681,040.09	---	59.91
SPRINGFIELD RO PS	10.545	0470	911,148.00	859,619.03	---	51,528.97
ST LOUIS RO PS	10.550	0471	2,611,549.00	2,608,192.81	---	3,356.19
DD ADMIN PS	10.400	1911	1,401,975.00	1,359,851.79	---	42,123.21
DD ADMIN E&E	10.400	1912	61,065.00	59,233.00	---	1,832.00
COMMUNITY PROGRAMS	10.410	1919	5,087,367.00	5,087,367.00	---	---
AUTISTIC CLIENTS	10.410	1928	9,621,176.00	9,621,176.00	---	---
COMMUNITY PRG-MEDICAID MT	10.410	2072	153,642,918.00	153,642,918.00	---	---
C&F DIRECT SP-MEDICAID MT	10.410	2073	9,261,550.00	9,261,550.00	---	---
ALBANY RO E&E	10.500	2101	134,944.00	130,896.00	---	4,048.00
CENTRAL MO RO E&E	10.505	2102	114,197.00	110,771.00	---	3,426.00
HANNIBAL RO E&E	10.510	2108	261,323.00	253,483.00	---	7,840.00
JOPLIN RO E&E	10.515	2111	232,061.00	225,099.00	---	6,962.00
KANSAS CITY RO E&E	10.520	2112	380,117.00	368,713.00	---	11,404.00
KIRKSVILLE RO E&E	10.525	2113	168,620.00	163,561.00	---	5,059.00
POPLAR BLUFF RO E&E	10.530	2115	112,929.00	109,541.00	---	3,388.00
ROLLA RO E&E	10.535	2116	126,657.00	122,857.00	---	3,800.00
SIKESTON RO E&E	10.540	2117	166,171.00	161,186.00	---	4,985.00
SPRINGFIELD RO E&E	10.545	2118	255,212.00	247,556.00	---	7,656.00
DD COM SUP STAFF PS	10.415	2198	7,511,056.00	7,286,545.31	---	224,510.69
ST LOUIS RO E&E	10.550	2332	367,171.00	356,156.00	---	11,015.00
C & F DIRECTED SUPPORTS	10.410	2770	8,723,772.00	8,723,772.00	---	---
ST ICF-MR REIMB ALLOW	10.405	2780	7,115,290.00	7,115,290.00	---	---
BELLEFONTAINE MEDICAID EE	10.555	3036	23,712.00	23,001.00	---	711.00
HIGGINSVILLE MEDICAID EE	10.560	3037	17,265.00	16,747.00	---	518.00
MARSHALL HC MEDICAID E&E	10.565	3038	1,193,127.00	535,867.00	---	657,260.00
NEVADA HC MEDICAID E&E	10.570	3039	6,758.00	6,555.00	---	203.00
ST LOUIS DDTTC MEDICAID EE	10.575	3040	1,243,756.00	1,206,443.00	---	37,313.00
SOUTHEAST MO MEDICAID E&E	10.580	3041	8,487.00	8,232.00	---	255.00

STATE OF MISSOURI
SUMMARY OF APPROPRIATION ACTIVITY
GENERAL FUND - GENERAL REVENUE FUNDS
FOR THE APPROPRIATION YEAR 2012

	H.B. No.	Appr. No.	Appropriations	Expenditures and Transfers Out	Biennial Rollovers to 2013	Lapse of Appropriations
ALBANY RO MEDICAID EE	10.500	4492	617.00	598.00	---	19.00
CENTRAL MO RO MEDICAID EE	10.505	4493	617.00	598.00	---	19.00
HANNIBAL RO MEDICAID EE	10.510	4494	617.00	598.00	---	19.00
JOPLIN RO MEDICAID EE	10.515	4495	617.00	598.00	---	19.00
KANSAS CTY RO MEDICAID EE	10.520	4496	617.00	598.00	---	19.00
KIRKSVILLE RO MEDICAID EE	10.525	4497	617.00	598.00	---	19.00
POPLAR BLF RO MEDICAID EE	10.530	4498	617.00	598.00	---	19.00
ROLLA RO MEDICAID EE	10.535	4501	617.00	598.00	---	19.00
SIKESTON RO MEDICAID EE	10.540	4504	617.00	598.00	---	19.00
SPRINGFL RO MEDICAID EE	10.545	4507	617.00	598.00	---	19.00
ST LOUIS RO MEDICAID EE	10.550	4510	617.00	598.00	---	19.00
MARSHALL HC MEDICAID PS	10.565	5540	5,801,459.00	4,575,335.00	---	1,226,124.00
ST LOUIS DDTTC MEDICAID PS	10.575	5541	4,984,381.00	4,834,849.98	---	149,531.02
DD COMMUNITY PROGRAMS PS	10.410	7426	614,999.00	596,681.25	---	18,317.75
DD COMMUNITY PROGRAMS E&E	10.410	7427	33,005.00	32,015.00	---	990.00
DD POOL MEDICAID PS	10.405	7936	333,592.00	332,583.34	---	1,008.66
DD POOL MEDICAID E&E	10.405	7937	1,756,032.00	1,694,351.00	---	61,681.00
DD POOL MEDICAID PRG	10.405	7938	49,500.00	48,015.00	---	1,485.00
BELLEFONTAINE MEDICAID PS	10.555	7940	5,640,605.00	5,471,387.00	---	169,218.00
BELLEFONTAINE MED OVRTIME	10.555	7941	888,826.00	884,446.99	---	4,379.01
NW COMMUNITY SRVS MED-PS	10.560	7943	2,527,549.00	2,456,504.86	---	71,044.14
HIGGINSVILLE HC MED PS	10.560	7945	1,775,519.00	1,722,916.00	---	52,603.00
HIGGINSVILLE HC MED OVT	10.560	7946	380,162.00	380,162.00	---	---
MARSHALL COMM MED SVS PS	10.565	7949	1,856,644.00	1,800,945.00	---	55,699.00
MARSHALL COMM MED SVS E&E	10.565	7950	2,889.00	2,802.00	---	87.00
MARSHALL HC MEDICIAD OVT	10.565	7951	710,601.00	689,283.00	---	21,318.00
NEVADA HC MEDICAID PS	10.570	7953	2,062,197.00	2,062,197.00	---	---
NEVADA HC MEDICAID OT	10.570	7954	8,966.00	8,966.00	---	---
SE MO RES SVCS MED PS	10.580	7955	1,765,053.00	1,765,053.00	---	---
SOUTHEAST MO MED RES OT	10.580	7957	182,303.00	182,303.00	---	---
NHC ELECTR PANELS VARIOUS (Fund 0124)	17.240	1014	1,656,753.00	---	1,656,753.00	---
NWHS REPLACE CHILLER (Fund 0124)	17.240	1021	299,573.00	276,375.30	23,197.70	---
NWHC FIRE ALARM VARIOUS (Fund 0124)	17.240	1022	132,620.00	87,687.19	44,932.81	---
BELLEFONTAINE M&R (Fund 0124)	17.060	6948	5,532,972.00	4,488,307.74	1,044,664.26	---
DD COM PRG-MEDICAID MT (Fund 0930)	10.410	3768	20,034,238.00	20,034,237.46	---	0.54

DEPARTMENT OF NATURAL RESOURCES

DNR LEASING	13.005	4305	302,565.00	290,759.31	---	11,805.69
DNR STATE OWNED	13.010	7688	314,077.00	304,638.28	---	9,438.72
OPERATIONAL M&R (Fund 0124)	21.015	8150	1,844.00	1,843.51	0.49	---
REFUND ACCOUNTS (Fund 0656)	06.265	7799	250.00	---	---	250.00
REFUND ACCOUNTS (Fund 0667)	06.265	7491	2,039.00	---	---	2,039.00
REFUND ACCOUNTS (Fund 0668)	06.265	3542	165.00	---	---	165.00
REFUND ACCOUNTS (Fund 0730)	06.265	5261	165.00	---	---	165.00
REFUND ACCOUNTS (Fund 0935)	06.265	7846	4,500.00	---	---	4,500.00

Department Operations

DEPT OPERATIONS PS	06.200	1804	233,700.00	226,390.60	---	7,309.40
DEPT OPERATIONS E&E	06.200	1807	64,838.00	62,893.00	---	1,945.00

Water Resources Center

WATER RESOURCES PS	06.210	5245	1,370,105.00	1,281,004.91	---	89,100.09
WATER RESOURCES E&E	06.210	5246	1,577,356.00	1,576,201.06	---	1,154.94
CLARENCE CANNON PAYMENT (Fund 0174)	06.220	2916	696,118.00	696,117.08	---	0.92

Division of Energy

ENERGY EFFICIENT SERVICES (Fund 0667)	06.205	2469	6,879,087.00	2,701,652.85	---	4,177,434.15
ENERGY DIV OPERATING PS (Fund 0667)	06.205	2702	366,700.00	241,757.36	---	124,942.64
ENERGY DIV OPERATING E&E (Fund 0667)	06.205	2703	105,430.00	26,097.07	---	79,332.93
ENERGY DIV OPERATING PS (Fund 0730)	06.205	1896	3,451.00	---	---	3,451.00
ENERGY EFFICIENT SERVICES (Fund 0730)	06.205	5459	200,762.00	200,761.15	---	0.85
ENERGY DIV OPERATING PS (Fund 0935)	06.205	6784	198,009.00	39,825.39	---	158,183.61
ENERGY DIV OPERATING E&E (Fund 0935)	06.205	6785	33,514.00	8,414.11	---	25,099.89
ENERGY EFFICIENT SERVICES (Fund 0935)	06.205	6811	218,500.00	44,758.39	---	173,741.61

Division of Environmental Quality

SOLID WASTE FORFEITURES	06.210	4303	1,290,874.00	242,710.31	---	1,048,163.69
REGIONAL OFFICES PS	06.210	5340	2,207,406.00	2,141,184.00	---	66,222.00
REGIONAL OFFICES E&E	06.210	5349	205,046.00	198,895.00	---	6,151.00
ENVIRONMENTAL SVS PS	06.210	5406	1,092,513.00	1,059,738.00	---	32,775.00
ENVIRONMENTAL SVS E&E	06.210	5417	323,402.00	313,698.37	---	9,703.63
WATER PROTECTION PRG PS	06.210	7172	389,513.00	377,736.39	---	11,776.61
WATER PROTECTION PRG E&E	06.210	7176	168,771.00	163,708.00	---	5,063.00
SOLID WASTE FORFEITURES (Fund 0198)	06.210	4304	205,273.00	---	---	205,273.00
HAZARDOUS WASTE PS (Fund 0656)	06.210	6841	14,500.00	12,800.31	---	1,699.69
HAZARDOUS WASTE PS (Fund 0656)	06.210	6842	215,000.00	182,878.92	---	32,121.08
ENVIRONMENTAL SVS PS (Fund 0656)	06.210	7847	5,000.00	4,638.43	---	361.57
ENVIRONMENTAL SVS E&E (Fund 0656)	06.210	7848	20,000.00	9,688.66	---	10,311.34

**STATE OF MISSOURI
SUMMARY OF APPROPRIATION ACTIVITY
GENERAL FUND - GENERAL REVENUE FUNDS
FOR THE APPROPRIATION YEAR 2012**

	H.B. No.	Appr. No.	Appropriations	Expenditures and Transfers Out	Biennial Rollovers to 2013	Lapse of Appropriations
<u>Division of Geology and Land Survey</u>						
DGLS OPERATION PS	06.210	2395	591,410.00	573,668.00	---	17,742.00
DGLS OPERATION E&E	06.210	2396	161,611.00	156,763.00	---	4,848.00
DGLS OPERATION PS (Fund 0668)	06.210	1961	880,643.00	416,875.55	---	463,767.45
DGLS OPERATION E&E (Fund 0668)	06.210	2414	159,666.00	18,280.17	---	141,385.83
LAND SURVEY RESTOR PROJ (Fund 0668)	06.210	2759	180,000.00	57,500.00	---	122,500.00
<u>DEPARTMENT OF PUBLIC SAFETY</u>						
PUBLIC SAFETY LEASING	13.005	6075	202,523.00	188,965.60	---	13,557.40
PUBLIC SAFETY STATE OWNED	13.010	7728	356,428.00	345,829.00	---	10,599.00
DPS-VC INSTIT	13.015	7734	2,490,395.00	2,415,683.00	---	74,712.00
RADIO INTEROPERABILITY	22.065	8079	17,000,000.00	16,819,526.00	180,474.00	---
STWIDE FMRF EXPENDITURE (Fund 0124)	17.055	6535	46,625.00	46,624.01	0.99	---
STWIDE FMRF EXPENDITURE (Fund 0124)	21.015	8019	23,060.00	23,055.13	4.87	---
OPERATIONAL M&R (Fund 0124)	21.015	8150	88,833.00	88,007.05	825.95	---
<u>Office of the Director</u>						
DIRECTOR ADMIN PS	08.005	1097	731,584.00	729,066.80	---	2,517.20
MPS OFCR MEDAL VALOR EE	08.075	2992	508.00	493.00	---	15.00
FORENSIC EXAMS	08.050	3168	1,600,000.00	1,552,000.00	---	48,000.00
COMMUNITY INTERVENTION	08.007	8064	178,000.00	---	---	178,000.00
DIRECTOR ADMIN E&E	08.005	8094	102,054.00	65,142.34	---	36,911.66
<u>Division of Fire Safety</u>						
F S ADMIN PS	08.160	1103	1,977,016.00	1,917,152.07	---	59,863.93
F S ADMIN E&E	08.160	1107	212,684.00	206,780.00	---	5,904.00
FIREFIGHTER TRAINING	08.170	7496	200,000.00	199,999.72	---	0.28
<u>Capitol Police</u>						
CAPITOL POLICE PS	08.080	3300	1,234,942.00	1,229,819.32	---	5,122.68
CAPITOL POLICE E&E	08.080	3301	80,645.00	78,879.69	---	1,765.31
<u>State Highway Patrol</u>						
SHP TECHNICAL SERVICE PS	08.135	0628	354,426.00	290,694.61	---	63,731.39
SHP ENFORCEMENT PS	08.095	1134	6,919,839.00	6,913,290.69	---	6,548.31
SHP ENFORCEMENT E&E	08.095	1139	632,065.00	579,818.87	---	52,246.13
STATE WATER PATROL PS	08.100	1171	4,332,700.00	3,935,109.71	---	397,590.29
STATE WATER PATROL E&E	08.100	1175	252,598.00	249,813.63	---	2,784.37

ST HWY PATROL LEASING	13.005	2006	60,546.00	40,293.70	---	20,252.30
SHP TECHNICAL SERVICE E&E	08.135	2283	38,194.00	34,086.70	---	4,107.30
GASOLINE PURCHASE	08.105	2335	338,678.00	338,678.00	---	---
VEHICLE REPLACEMENT	08.110	2336	24,664.00	23,904.00	---	760.00
SHP NON HWY DUTIES PS	08.095	4336	991,653.00	951,751.27	---	39,901.73
SHP NON HWY DUTIES E&E	08.095	4337	78,525.00	76,599.08	---	1,925.92
CRIME LABS PS	08.115	4342	1,963,610.00	1,878,900.07	---	84,709.93
CRIME LABS E&E	08.115	4343	415,022.00	402,571.00	---	12,451.00
FRINGE BENEFITS PS	08.090	4344	8,765,524.00	8,753,494.86	---	12,029.14
FRINGE BENEFITS E&E	08.090	4347	798,841.00	692,141.41	---	106,699.59
SHP ADMIN E&E	08.085	4368	3,395.00	750.00	---	2,645.00
SHP ADMIN PS	08.085	6327	15,237.00	---	---	15,237.00
DPS-SHP INSTIT	13.015	7741	288,336.00	279,686.00	---	8,650.00
SHP ACADEMY E&E (Fund 0674)	08.120	3441	624,914.00	340,560.88	---	284,353.12
SHP ACADEMY PS (Fund 0674)	08.120	6328	96,055.00	24,714.99	---	71,340.01
FRINGE BENEFITS PS (Fund 0674)	08.090	6329	69,187.00	18,577.30	---	50,609.70
FRINGE BENEFITS E&E (Fund 0674)	08.090	6330	6,427.00	4,402.48	---	2,024.52
DPS-SHP INSTIT (Fund 0674)	13.015	7747	28,611.00	28,611.00	---	---
HP PERSONAL EQUIPMENT E&E (Fund 0793)	08.140	7045	65,000.00	---	---	65,000.00

Alcohol and Tobacco Control

REFUND UNUSED STICKERS	08.155	1161	18,000.00	16,850.00	---	1,150.00
ALCOHOL & TOBACCO CNTR PS	08.150	5283	819,382.00	784,661.77	---	34,720.23
ALCOHOL & TOBACCO CNTR EE	08.150	5284	114,704.00	110,621.29	---	4,082.71
ALCOHOL & TOBACCO CNTR PS (Fund 0625)	08.150	3650	107,800.00	101,638.84	---	6,161.16
ALCOHOL & TOBACCO CNTR EE (Fund 0625)	08.150	3651	36,960.00	29,079.42	---	7,880.58

Adjutant General

A G ADMIN PS	08.245	1226	972,755.00	939,500.30	---	33,254.70
A G ADMIN E&E	08.245	1228	118,325.00	115,374.96	---	2,950.04
A G FIELD SUPPORT PS	08.260	1229	640,369.00	620,180.25	---	20,188.75
A G FIELD SUPPORT E&E	08.260	1231	211,187.00	205,349.00	---	5,838.00
DPS-ADJ GEN INSTIT	13.025	3665	1,231,518.00	1,194,572.00	---	36,946.00
A G AIR SEARCH & RESCUE	08.285	3984	28,788.00	12,875.41	---	15,912.59
CONTRACT SERVICES PS	08.280	4502	356,152.00	343,207.62	---	12,944.38
CONTRACT SERVICES E&E	08.280	4503	79,581.00	78,970.00	---	611.00
NATIONAL GUARD TRUST E&E	08.250	4527	807,160.00	782,945.00	---	24,215.00
ADJ GN CENTER BOONVILLE	17.210	6583	343,436.00	48,338.00	295,098.00	---
CONTRACT SERVICES E&E (Fund 0971)	08.280	7851	658,249.00	---	---	658,249.00

State Emergency Management Agency

A G SEMA PS	08.290	1237	1,168,150.00	1,149,409.48	---	18,740.52
A G SEMA E&E	08.290	1241	191,186.00	182,122.38	---	9,063.62
STATE AGENCY DISASTERS	08.300	3166	4,256,501.00	3,956,638.58	---	299,862.42
SEMA GRANT	08.300	3299	11,220,128.00	11,209,132.30	---	10,995.70
STATE AGENCY DISASTERS PS	08.300	8145	35,000.00	21,245.98	---	13,754.02

**STATE OF MISSOURI
SUMMARY OF APPROPRIATION ACTIVITY
GENERAL FUND - GENERAL REVENUE FUNDS
FOR THE APPROPRIATION YEAR 2012**

	H.B. No.	Appr. No.	Appropriations	Expenditures and Transfers Out	Biennial Rollovers to 2013	Lapse of Appropriations
<u>Missouri Veterans Commission</u>						
VETERANS HOMES PS	08.185	2340	12,212,820.00	11,846,435.00	---	366,385.00
VETERANS HOMES E&E	08.185	2341	4,151,364.00	4,026,823.00	---	124,541.00
VETERANS HOMES OVERTIME	08.185	7109	3,961.00	---	---	3,961.00
ADMIN & SERVICES PS	08.175	8734	2,011,646.00	1,893,159.31	---	118,486.69
ADMIN & SERVICE E&E	08.175	8736	292,855.00	250,283.24	---	42,571.76
<u>Missouri Gaming Commission</u>						
HORSE RACING BREEDERS (Fund 0605)	08.215	3295	5,000.00	4,000.00	---	1,000.00
<u>DEPARTMENT OF REVENUE</u>						
REVENUE LEASING	13.005	6090	637,784.00	619,764.17	---	18,019.83
REVENUE STATE OWNED	13.010	7666	687,784.00	666,073.41	---	21,710.59
REVENUE STATE OWNED (Fund 0124)	13.010	7667	1,333,381.00	1,302,529.63	---	30,851.37
<u>Legal Services</u>						
LEGAL SERV PS	04.020	1739	1,411,010.00	1,368,651.46	---	42,358.54
LEGAL SERV E&E	04.020	1740	138,835.00	133,981.34	---	4,853.66
HWY COLL LEGAL SERV PS	04.005	1766	937,317.00	936,712.78	---	604.22
<u>Administration Division</u>						
POSTAGE	04.025	0075	3,111,462.00	3,111,462.00	---	---
ADMINISTRATION PS	04.025	1751	1,247,362.00	1,209,907.71	---	37,454.29
ADMINISTRATION E&E	04.025	1752	144,450.00	140,066.53	---	4,383.47
HWY COLL ADMIN PS	04.005	1768	1,544,608.00	1,544,607.56	---	0.44
HWY COLL POSTAGE	04.005	1770	777,146.00	755,586.00	---	21,560.00
HWY COLL-POSTAGE DL	04.005	7880	390,963.00	---	---	390,963.00
ADMINISTRATION PS (Fund 0169)	04.025	3646	24,372.00	24,233.39	---	138.61
ADMINISTRATION E&E (Fund 0169)	04.025	3647	2,599,841.00	1,787,756.71	---	812,084.29
<u>MV/DL Division</u>						
MV/DL PS	04.015	1710	389,083.00	356,752.55	---	32,330.45
MV/DL E&E	04.015	1711	890,997.00	735,659.83	---	155,337.17
HWY COLL MV/DL PS	04.005	1762	3,770,928.00	3,770,927.56	---	0.44
HWY COLL MV/DL E&E	04.005	1763	2,284,112.00	2,181,724.47	---	102,387.53
EMBLEM USE FEE DISTRIB	04.055	3693	1,000.00	525.00	---	475.00

Taxation Division

DELINQUENT COLLECTN FEES	04.040	0096	2,694,425.00	2,692,942.51	---	1,482.49
GR REFUNDS (REG)	04.060	1243	1,538,400,000.00	1,278,158,712.42	---	260,241,287.58
TAXATION PS	04.010	1691	20,541,275.00	18,766,462.46	---	1,774,812.54
TAXATION E&E	04.010	1692	5,440,083.00	1,835,733.25	---	3,604,349.75
TAXATION MTC DUES EE	04.010	1695	163,001.00	158,111.00	---	4,890.00
HWY COLL TAX PS	04.005	1760	579,645.00	545,025.54	---	34,619.46
COUNTY STOCK INSUR TAX	04.095	2705	644,598.00	644,597.88	---	0.12
COUNTY FILING FEES	04.045	7024	465,000.00	427,519.50	---	37,480.50
DEBT OFFSET TAX CREDITS	04.100	7323	424,562.00	424,561.76	---	0.24
INTEGRATED TAX SYSTEM EE	04.010	7956	1,000,000.00	---	---	1,000,000.00

State Tax Commission

STATE TAX COMMISSION PS	04.030	0083	2,525,527.00	2,256,124.63	---	269,402.37
ASSESSMENT MAINTENANCE	04.035	1044	11,132,480.00	11,121,902.55	---	10,577.45
STATE TAX COMMISSION E&E	04.030	2138	212,706.00	206,325.00	---	6,381.00
AG LAND USE STUDY E&E	04.030	3460	3,876.00	3,760.00	---	116.00

DEPARTMENT OF SOCIAL SERVICES

SOCIAL SERVICES LEASING	13.005	1434	9,425,234.00	9,002,622.92	---	422,611.08
SOCIAL SRVS STATE OWNED	13.010	7759	5,297,883.00	5,138,947.00	---	158,936.00
SOCIAL SERVICES INSTIT	13.015	7769	2,735,234.00	2,630,499.00	---	104,735.00
STWIDE FMRF EXPENDITURE (Fund 0124)	17.055	6535	20,211.00	20,211.00	---	---
STWIDE FMRF EXPENDITURE (Fund 0124)	21.015	8019	303,317.00	251,771.33	51,545.67	---
SOCIAL SRVS STATE OWNED (Fund 0169)	13.010	7761	328,561.00	322,003.92	---	6,557.08

Office of the Director

OFFICE OF DIRECTOR PS	11.005	4333	236,871.00	209,199.98	---	27,671.02
OFFICE OF DIRECTOR E&E	11.005	4334	40,370.00	33,019.68	---	7,350.32
FIELD & LINE TRAINING	11.020	6793	109,760.00	106,467.00	---	3,293.00
MO MEDICAID AUD & COMP PS	11.025	7963	1,163,381.00	1,111,237.17	---	52,143.83
MO MEDICAID AUD & COMP EE	11.025	7964	505,362.00	457,033.48	---	48,328.52
CASE MANAGEMENT SYSTEM	11.027	8045	413,500.00	---	---	413,500.00
HUMAN RESOURCE CENTER PS	11.015	9948	285,904.00	258,547.12	---	27,356.88
HUMAN RESOURCE CENTER E&E	11.015	9949	12,778.00	12,291.62	---	486.38
OFFICE OF DIRECTOR PS (Fund 0169)	11.005	3577	39,213.00	35,714.55	---	3,498.45
OFFICE OF DIRECTOR E&E (Fund 0169)	11.005	3590	16,480.00	---	---	16,480.00
MO MEDICAID AUD & COMP PS (Fund 0974)	11.025	7967	340,000.00	---	---	340,000.00
MO MEDICAID AUD & COMP EE (Fund 0974)	11.025	7968	82,643.00	---	---	82,643.00
REC AUDIT & COMPL CONTR (Fund 0974)	11.030	8018	500,000.00	1,104.50	---	498,895.50
MEDICAID ERROR PREVNT (Fund 0974)	11.033	8047	5,000,000.00	---	---	5,000,000.00

STATE OF MISSOURI
SUMMARY OF APPROPRIATION ACTIVITY
GENERAL FUND - GENERAL REVENUE FUNDS
FOR THE APPROPRIATION YEAR 2012

	H.B. No.	Appr. No.	Appropriations	Expenditures and Transfers Out	Biennial Rollovers to 2013	Lapse of Appropriations
<u>Division of Finance and Administrative Services</u>						
DELINQUENT CHLDREN	11.050	0738	2,100,000.00	1,938,832.00	---	161,168.00
FINANCE & ADMIN SRVS PS	11.035	3050	1,958,370.00	1,813,564.54	---	144,805.46
FINANCE & ADMIN SRVS E&E	11.035	3058	450,183.00	436,664.93	---	13,518.07
FINANCE & ADMIN SRVS PS (Fund 0169)	11.035	3113	48,336.00	45,467.24	---	2,868.76
FINANCE & ADMIN SRVS E&E (Fund 0169)	11.035	3114	12,513.00	---	---	12,513.00
RECPT & DISBRSMT REFUNDS (Fund 0885)	11.045	6931	2,019,000.00	2,018,773.12	---	226.88
<u>Division of Legal Services</u>						
LEGAL SERVICES PS	11.055	6353	1,482,381.00	1,401,556.51	---	80,824.49
LEGAL SERVICES E&E	11.055	6354	38,652.00	37,487.06	---	1,164.94
LEGAL SERVICES PS (Fund 0169)	11.055	2790	166,003.00	63,831.63	---	102,171.37
<u>Family Support Division</u>						
DOMESTIC VIOLENCE	11.150	0766	4,750,000.00	4,519,153.67	---	230,846.33
ADULT SUPPLEMENTATION	11.105	1403	51,665.00	43,272.00	---	8,393.00
SUPPLEMENTAL NURSING CARE	11.110	2423	25,807,581.00	24,747,461.00	---	1,060,120.00
BLIND ADMIN PS	11.155	3401	30,201.00	28,845.24	---	1,355.76
TEMPORARY ASSISTANCE	11.100	3596	8,358,297.00	8,358,297.00	---	---
CSE COUNTY REIMBURSEMENT	11.175	3689	2,449,994.00	2,376,494.00	---	73,500.00
EBT E&E	11.075	5255	3,754,203.00	2,246,831.24	---	1,507,371.76
COMMUNITY PARTNERSHIP PS	11.090	5650	93,124.00	90,328.50	---	2,795.50
COMMUNITY PARTNERSHIP	11.090	5651	523,800.00	508,086.00	---	15,714.00
MO MENTORING PARTNERSHIP	11.090	5823	510,000.00	464,255.23	---	45,744.77
CSE FIELD STAFF/OPS E&E	11.170	6261	2,570,446.00	2,491,997.88	---	78,448.12
FAMILY SUPPORT ADMIN PS	11.060	6269	649,018.00	619,065.13	---	29,952.87
FAMILY SUPPORT ADMIN E&E	11.060	6270	9,043.00	8,772.00	---	271.00
IM FIELD STAFF/OPS PS	11.065	6280	18,666,489.00	17,796,055.97	---	870,433.03
IM FIELD STAFF/OPS E&E	11.065	6281	2,584,529.00	2,506,989.17	---	77,539.83
FAMILY SUP STAFF TRNG	11.070	6290	224,452.00	217,709.83	---	6,742.17
FAMIS	11.085	9325	1,114,892.00	928,195.31	---	186,696.69
CSE MEDIATION E&E (Fund 0169)	11.170	0931	615,000.00	498,548.00	---	116,452.00
IM FIELD STAFF/OPS PS (Fund 0169)	11.065	0939	412,982.00	---	---	412,982.00
IM FIELD STAFF/OPS E&E (Fund 0169)	11.065	0958	185,946.00	---	---	185,946.00
CSE COUNTY REIMBURSEMENT (Fund 0169)	11.175	2325	1,263,424.00	600,000.00	---	663,424.00
CSE FIELD STAFF/OPS PS (Fund 0169)	11.170	6267	6,253,353.00	5,583,488.38	---	669,864.62
CSE FIELD STAFF/OPS E&E (Fund 0169)	11.170	6268	1,844,068.00	245,950.00	---	1,598,118.00
FAMILY SUPPORT ADMIN PS (Fund 0169)	11.060	6275	1,360,867.00	1,037,331.71	---	323,535.29
FAMILY SUPPORT ADMIN E&E (Fund 0169)	11.060	6276	136,683.00	1,263.97	---	135,419.03

Children's Division

RESIDENTIAL TREATMENT SVS	11.215	0032	31,624,524.00	31,624,524.00	---	---
CASE MANAGEMENT CONTRACTS	11.225	1050	14,529,210.00	14,093,334.00	---	435,876.00
CHILD ASSESSMENT CENTERS	11.250	1386	1,498,952.00	1,453,983.00	---	44,969.00
CHILDREN'S PROGRAM POOL	11.245	1735	9,864,056.00	9,864,056.00	---	---
CHILD ABUSE&NEGLECT PRVNT	11.210	3448	1,190,000.00	887,064.49	---	302,935.51
PURCHASE OF CHILD CARE	11.270	3592	61,958,162.00	60,099,416.97	---	1,858,745.03
ADOPTION RESOURCE CENTERS	11.235	4354	100,000.00	97,000.00	---	3,000.00
FOSTER CARE	11.215	4856	28,887,689.00	28,676,486.95	---	211,202.05
CHILDREN'S TREATMENT SVS	11.205	4861	9,073,426.00	7,201,223.00	---	1,872,203.00
ADOP/GUARDIANSHIP SUBSIDY	11.230	5701	56,137,469.00	54,533,629.54	---	1,603,839.46
CHILDREN'S ADMIN PS	11.190	6292	834,577.00	757,767.57	---	76,809.43
CHILDREN'S ADMIN E&E	11.190	6295	45,106.00	43,752.60	---	1,353.40
CHILD FIELD STAFF/OPS PS	11.195	6301	28,428,794.00	27,046,180.16	---	1,382,613.84
CHILD FIELD STAFF/OPS E&E	11.195	6302	2,151,708.00	2,087,138.13	---	64,569.87
CHILDREN'S STAFF TRNG	11.200	6307	761,528.00	738,678.05	---	22,849.95
CRISIS CARE	11.205	6861	2,050,000.00	1,179,772.61	---	870,227.39
TRANSITIONAL LIVING	11.240	6867	1,690,790.00	1,690,786.84	---	3.16
TUITION WAIVER PROGRAM	11.220	7931	188,848.00	180,114.36	---	8,733.64
FOSTER PARENT TRAINING	11.215	8140	403,479.00	302,223.78	---	101,255.22

Division of Youth Services

JUVENILE COURT DIVERSION	11.285	0225	3,579,486.00	3,232,370.02	---	347,115.98
YOUTH SERVICES ADMIN PS	11.275	1421	1,311,394.00	1,185,222.00	---	126,172.00
YOUTH SERVICES ADMIN E&E	11.275	1422	93,588.00	85,290.50	---	8,297.50
YOUTH TREATMENT PRGM PS	11.280	1743	15,799,386.00	15,291,973.47	---	507,412.53
YOUTH TREATMENT PRGM E&E	11.280	1744	912,253.00	884,502.89	---	27,750.11
YOUTH TRT PRG OVERTIME PS	11.280	4328	1,110,391.00	802,101.27	---	308,289.73
CAYC FIRE ALARM (Fund 0124)	17.250	1093	51,738.00	51,738.00	---	---
FSTC SECURITY HVAC (Fund 0124)	17.250	1096	48,455.00	48,455.00	---	---
GGYC REPAIR LAGOON (Fund 0124)	17.250	1098	69,423.00	54,202.70	15,220.30	---
MHYC FIRE ALARM SYS VAR (Fund 0124)	17.250	1100	71,723.00	56,036.50	15,686.50	---
MHYC REPLACE STAIRTOWERS (Fund 0124)	17.250	1101	176,812.00	80,120.04	96,691.96	---
WMYC FIRE SAFETY IMPROVE (Fund 0124)	17.250	1106	63,414.00	63,414.00	---	---
DYS OPER M&R-STATE MATCH (Fund 0124)	21.015	8154	74,438.00	54,871.93	19,566.07	---

Missouri HealthNet Division

WOMEN & MINORITY OUTREACH	11.410	1389	546,125.00	529,741.00	---	16,384.00
HOSPITAL CARE	11.495	1432	24,567,406.00	24,567,406.00	---	---
INFORMATION SYSTEMS	11.420	1438	4,838,940.00	4,693,772.00	---	145,168.00
MANAGED CARE	11.480	1783	303,877,638.00	294,698,412.92	---	9,179,225.08
HOME HEALTH	11.460	1797	2,531,358.00	2,494,398.23	---	36,959.77
PHARMACY	11.425	2525	142,230,782.00	140,730,056.62	---	1,500,725.38
CHILDREN'S HLTH INS PRGM	11.535	2866	27,758,255.00	27,758,255.00	---	---
PACE	11.460	4422	1,552,734.00	1,552,734.00	---	---
WOMEN'S HEALTH SRVC	11.530	4511	1,845,337.00	1,616,960.73	---	228,376.27
FQHC DISTRIBUTION	11.505	4868	4,020,000.00	3,418,331.35	---	601,668.65

**STATE OF MISSOURI
SUMMARY OF APPROPRIATION ACTIVITY
GENERAL FUND - GENERAL REVENUE FUNDS
FOR THE APPROPRIATION YEAR 2012**

	H.B. No.	Appr. No.	Appropriations	Expenditures and Transfers Out	Biennial Rollovers to 2013	Lapse of Appropriations
NON-EMERGENCY TRANSPORT	11.465	5928	10,923,967.00	10,804,484.39	---	119,482.61
SCHOOL DISTRICT CLAIMING	11.570	6225	69,954.00	69,954.00	---	---
MO HEALTHNET ADMIN PS	11.400	6376	2,679,454.00	2,599,047.05	---	80,406.95
MO HEALTHNET ADMIN E&E	11.400	6377	794,081.00	770,254.16	---	23,826.84
STATE MEDICAL	11.575	6382	31,977,873.00	30,272,891.53	---	1,704,981.47
NURSING FACILITIES	11.460	6472	133,598,846.00	131,447,831.00	---	2,151,015.00
CLINICAL SRVC MGMT	11.405	6764	483,913.00	469,396.00	---	14,517.00
PHARMACY-MED D-CLAWBACK	11.425	7238	186,236,498.00	185,633,431.02	---	603,066.98
PHYSICIAN RELATED PROF	11.445	8196	207,623,449.00	205,229,618.64	---	2,393,830.36
DENTAL	11.450	8198	6,486,786.00	5,363,148.83	---	1,123,637.17
PREMIUM PAYMENTS	11.455	8200	73,327,895.00	65,827,837.30	---	7,500,057.70
REHAB & SPECIALTY SVS	11.465	8204	81,647,861.00	81,633,197.86	---	14,663.14
HOSPITAL CARE (Fund 0108)	11.495	0048	33,848,436.00	33,848,436.00	---	---
MO HLTHNET SUPP POOL (Fund 0108)	11.580	0237	1.00	---	---	1.00
NURSING FACILITIES (Fund 0108)	11.460	0779	58,516,478.00	58,516,477.06	---	0.94
IGT SAFETY NET HOSPITALS (Fund 0139)	11.520	5182	73,968,801.00	72,834,709.35	---	1,134,091.65
IGT DMH MEDICAID PROGRAM (Fund 0139)	11.525	7169	105,731,662.00	89,996,373.26	---	15,735,288.74
IGT HEALTH CARE HOME (Fund 0139)	11.507	8108	1,000,000.00	37,372.05	---	962,627.95
MANAGED CARE (Fund 0142)	11.480	0198	93,533,441.00	86,425,907.76	---	7,107,533.24
MO HLTHNET SUPP POOL (Fund 0142)	11.580	0214	1.00	---	---	1.00
HOSPITAL CARE (Fund 0142)	11.495	0776	185,298,958.00	183,397,543.29	---	1,901,414.71
FED REIMB ALLOWANCE (Fund 0142)	11.510	0778	1.00	---	---	1.00
FRA FEDERAL (Fund 0142)	11.510	1605	1,077,049,393.00	1,073,567,298.91	---	3,482,094.09
WOMEN'S HEALTH SRVC (Fund 0142)	11.530	2531	167,756.00	87,442.65	---	80,313.35
CHILDREN'S HLTH INS PRGM (Fund 0142)	11.535	2868	7,719,204.00	7,719,204.00	---	---
MONITORING PROGRAM (Fund 0142)	11.495	6738	200,000.00	200,000.00	---	---
TRAUMA CENTERS (Fund 0142)	11.495	6742	20,000,000.00	---	---	20,000,000.00
PAGER PILOT (Fund 0142)	11.495	6744	215,000.00	214,988.00	---	12.00
MO HEALTHNET ADMIN PS (Fund 0142)	11.400	6889	92,019.00	---	---	92,019.00
MO HEALTHNET ADMIN E&E (Fund 0142)	11.400	6910	8,114.00	5,935.48	---	2,178.52
HOSPITAL HEALTH HOMES (Fund 0142)	14.095	8259	24,301.00	---	---	24,301.00
PHARMACY (Fund 0144)	11.425	5586	64,361,960.00	62,145,296.68	---	2,216,663.32
WOMEN'S HEALTH SRVC (Fund 0144)	11.530	5724	49,034.00	---	---	49,034.00
CHILDREN'S HLTH INS PRGM (Fund 0144)	11.535	5725	907,611.00	---	---	907,611.00
STATE MEDICAL (Fund 0144)	11.575	5726	1,460,328.00	1,354,155.68	---	106,172.32
PHARM FRA DISPENSING FEE (Fund 0144)	11.430	6741	94,110,926.00	94,110,362.65	---	563.35
MO HEALTHNET ADMIN PS (Fund 0144)	11.400	6884	25,101.00	24,562.54	---	538.46
MO HEALTHNET ADMIN E&E (Fund 0144)	11.400	6885	375.00	375.00	---	---

MISSOURI RX PLAN (Fund 0625)	11.425	3705	13,820,394.00	13,820,394.00	---	---
PHARMACY (Fund 0625)	11.425	3706	1,041,034.00	1,041,034.00	---	---
PHYSICIAN RELATED PROF (Fund 0625)	11.445	3707	1,041,034.00	1,041,034.00	---	---
DENTAL (Fund 0625)	11.450	3708	848,773.00	781,494.86	---	67,278.14
NURSING FACILITIES (Fund 0625)	11.460	3709	17,973.00	17,973.00	---	---
REHAB & SPECIALTY SYS (Fund 0625)	11.465	3710	831,745.00	831,745.00	---	---
MANAGED CARE (Fund 0625)	11.480	3711	4,447,110.00	4,447,110.00	---	---
HOSPITAL CARE (Fund 0625)	11.495	3712	2,365,987.00	2,365,987.00	---	---
HOSPITAL GME (Fund 0625)	11.495	3713	10,000,000.00	10,000,000.00	---	---
DSS SAFETY NET (Fund 0625)	11.495	3714	30,365,444.00	30,365,444.00	---	---
CHILDREN'S HLTH INS PRGM (Fund 0885)	11.535	2872	2,592,452.00	2,592,452.00	---	---
PHARMACY (Fund 0885)	11.425	3057	3,800,000.00	3,800,000.00	---	---
MO HLTHNET SUPP POOL (Fund 0885)	11.580	6133	3,837,940.00	2,331,329.92	---	1,506,610.08
MO HLTHNET SUPP POOL (Fund 0974)	11.580	8048	1.00	---	---	1.00

DEPARTMENT OF CORRECTIONS

CORRECTIONS LEASING	13.005	1112	5,682,033.00	5,511,694.00	---	170,339.00
OVERTIME	09.060	7257	7,877,448.00	5,639,784.91	---	2,237,663.09
CORRECTIONS STATE OWNED	13.010	7748	903,689.00	876,578.00	---	27,111.00
CORRECTIONS INSTIT	13.015	7749	43,504,470.00	42,199,336.00	---	1,305,134.00
STWIDE FMRF EXPENDITURE (Fund 0124)	17.055	6535	126,954.00	71,701.32	55,252.68	---
STWIDE FMRF EXPENDITURE (Fund 0124)	21.015	8019	4,841,434.00	351,275.43	4,490,158.57	---
OPERATIONAL M&R (Fund 0124)	21.015	8150	194,546.00	194,545.69	0.31	---
INSTITUTIONAL GIFT TRUST (Fund 0925)	09.015	7168	10,000.00	3,724.69	---	6,275.31

Office of the Director

POPULATION GROWTH POOL PS	09.020	1053	417,214.00	7,859.56	---	409,354.44
RESTITUTION PAYMENTS	09.030	3232	151,475.00	73,000.00	---	78,475.00
AMACHI	09.005	4605	284,093.00	273,439.00	---	10,654.00
OD STAFF PS	09.005	4774	4,131,658.00	3,839,756.39	---	291,901.61
OD STAFF E&E	09.005	4775	141,744.00	132,297.38	---	9,446.62
POPULATION GROWTH POOL E&E	09.020	5173	486,750.00	470,867.87	---	15,882.13
TELECOMMUNICATIONS	09.025	5680	1,910,674.00	1,885,015.16	---	25,658.84
KC REENTRY PROGRAM	09.010	7529	178,000.00	110,780.28	---	67,219.72

Division of Human Services

DHS STAFF PS	09.035	1512	8,307,166.00	7,736,763.07	---	570,402.93
DHS STAFF E&E	09.035	1514	122,571.00	109,298.13	---	13,272.87
EMPLOYEE HEALTH & SAFETY	09.055	1658	582,480.00	582,443.72	---	36.28
COSTS IN CRIMINAL CASES	09.265	2257	38,060,616.00	38,060,613.97	---	2.03
GENERAL SERVICES E&E	09.040	2774	330,132.00	329,629.76	---	502.24
FOOD PURCHASES	09.045	4286	29,480,994.00	29,063,372.12	---	417,621.88
STAFF TRAINING	09.050	6024	1,299,124.00	1,298,805.49	---	318.51

STATE OF MISSOURI
SUMMARY OF APPROPRIATION ACTIVITY
GENERAL FUND - GENERAL REVENUE FUNDS
FOR THE APPROPRIATION YEAR 2012

	H.B. No.	Appr. No.	Appropriations	Expenditures and Transfers Out	Biennial Rollovers to 2013	Lapse of Appropriations
<u>Division of Offender Rehabilitative Services</u>						
MEDICAL SERVICES E&E	09.190	2778	142,282,066.00	142,257,228.58	---	24,837.42
MEDICAL EQUIPMENT E&E	09.195	2782	219,087.00	206,408.25	---	12,678.75
DORS STAFF PS	09.185	6097	1,513,998.00	1,328,512.89	---	185,485.11
DORS STAFF E&E	09.185	6098	47,071.00	28,593.63	---	18,477.37
SUBSTANCE ABUSE SRV PS	09.200	7261	3,710,243.00	3,404,303.25	---	305,939.75
SUBSTANCE ABUSE SRV E&E	09.200	7262	5,163,632.00	4,785,951.37	---	377,680.63
ACADEMIC ED PS	09.210	7266	9,057,694.00	7,978,567.93	---	1,079,126.07
ACADEMIC ED E&E	09.210	7267	1,258,689.00	1,153,136.32	---	105,552.68
<u>Division of Adult Institutions</u>						
EASTERN R&D CORR CTR PS	09.170	0673	18,702,334.00	17,910,295.53	---	792,038.47
OFFICERS CLOTHING	09.065	1356	200,000.00	199,997.08	---	2.92
VEHICLE REPLACEMENT	09.065	1357	1.00	---	---	1.00
INSTITUT COMM PURCHASES	09.065	1368	1,869,770.00	1,869,581.17	---	188.83
SOUTH CENTRL CORR CTR PS	09.175	1973	12,276,558.00	11,586,574.18	---	689,983.82
WESTERN R&D CORR CTR PS	09.150	2312	14,989,309.00	14,403,962.93	---	585,346.07
MARYVILLE TREATMT CENTER	09.155	2639	5,674,635.00	5,289,948.38	---	384,686.62
SOUTH EAST CORR CTR PS	09.180	3078	12,203,555.00	11,155,863.57	---	1,047,691.43
CROSSROADS CORR CTR	09.160	3740	11,824,663.00	11,055,857.62	---	768,805.38
MISSOURI EASTERN CORR CTR	09.110	4069	9,965,059.00	9,194,351.32	---	770,707.68
NORTHEAST CORR CTR	09.165	4127	16,028,470.00	14,761,292.55	---	1,267,177.45
OZARK CORR CTR SEWER SYS	17.220	4134	636,354.00	218,357.87	417,996.13	---
CHILLICOTHE CORR CTR	09.115	4276	12,181,688.00	11,714,876.40	---	466,811.60
JEFFERSON CITY CORR CTR	09.080	4290	16,374,109.00	15,306,161.89	---	1,067,947.11
CENTRAL MISSOURI CORR CTR	09.085	4292	571,089.00	369,789.53	---	201,299.47
WOMENS EASTERN R&D	09.090	4294	13,317,693.00	12,284,501.19	---	1,033,191.81
OZARK CORR CTR	09.095	4296	5,116,268.00	4,741,764.82	---	374,503.18
TIPTON CORR CTR	09.145	4298	9,593,990.00	9,072,925.88	---	521,064.12
MOBERLY CORR CTR	09.100	4300	11,835,377.00	11,278,955.89	---	556,421.11
ALGOA CORR CTR	09.105	4302	9,761,338.00	9,256,288.69	---	505,049.31
DAI STAFF PS	09.070	4783	1,465,372.00	1,391,278.43	---	74,093.57
DAI STAFF E&E	09.070	4786	136,918.00	136,779.20	---	138.80
ST LOUIS COMM RELEASE CTR	09.230	4795	4,110,089.00	3,825,349.42	---	284,739.58
KC COMM RELEASE CTR	09.235	4797	2,379,483.00	2,219,073.88	---	160,409.12
BOONVILLE CORR CTR	09.120	5260	9,038,640.00	8,498,060.97	---	540,579.03
WAGE & DISCHARGE COSTS	09.075	5514	3,279,897.00	3,181,398.88	---	98,498.12
FARMINGTON CORR CTR	09.125	6284	17,464,036.00	16,452,780.44	---	1,011,255.56

FULTON RCP & DGN CORR CTR	09.140	7052	12,502,061.00	11,839,924.15	---	662,136.85
TOXICOLOGY	09.205	7264	709,596.00	686,456.64	---	23,139.36
WESTERN MO CORR CTR	09.130	8113	15,006,299.00	14,172,320.25	---	833,978.75
POTOSI CORR CTR	09.135	8115	10,478,807.00	9,907,394.01	---	571,412.99
INSTITUTIONAL E&E POOL	09.065	9860	10,840,049.00	10,839,599.64	---	449.36
BCC PHASE II ELECTR VAR (Fund 0124)	17.215	0773	214,967.00	---	214,967.00	---
FCC WATER SYS IMPROVEMENT (Fund 0124)	17.215	0784	25,342.00	25,242.00	100.00	---
FCC FIRE ALARM SYSTEM (Fund 0124)	17.215	0791	603,210.00	170,146.50	433,063.50	---
WMCC SECURITY IMP VARIOUS (Fund 0124)	17.215	0858	839,016.00	---	839,016.00	---
WRDCC REPAIR TUNNEL (Fund 0124)	17.215	0859	210,912.00	210,912.00	---	---

Division of Probation and Parole

DOC COMMAND CENTER E&E	09.240	1465	5,125.00	4,971.00	---	154.00
P&P STAFF PS	09.225	1738	62,166,053.00	61,727,907.41	---	438,145.59
P&P STAFF E&E	09.225	1742	3,174,544.00	3,098,495.91	---	76,048.09
COM SUPERVISION CNT PS	09.260	7319	4,248,202.00	4,247,506.29	---	695.71
COM SUPERVISION CNT E&E	09.260	7320	201,394.00	194,075.45	---	7,318.55
LOCAL SENTENCING INITIAT	09.245	8092	2,000,000.00	1,939,224.10	---	60,775.90

Subtotals

8,541,896,016.00	7,883,850,182.58	144,340,053.32	513,705,780.10
------------------	------------------	----------------	----------------

Appropriated Transfers Out To:

Fourth State Building Bond and Interest - Series A 2002 Fund (0202)	01.015	T001	14,729,145.00	14,632,844.19	---	96,300.81
Fourth State Building Bond and Interest - Series A 2005 Fund (0206)	01.015	T001	10,177,842.00	10,111,297.86	---	66,544.14
Fourth State Building Bond and Interest - Series A 2010 Fund (0210)	01.015	T001	1,079,495.00	1,072,437.65	---	7,057.35
Water Pollution Control Bond and Interest - Series B 2002 Fund (0200)	01.025	T002	11,213,273.00	11,090,954.56	---	122,318.44
Water Pollution Control Bond and Interest - Series A 2003 Fund (0203)	01.025	T002	6,420,979.00	6,350,936.00	---	70,043.00
Water Pollution Control Bond and Interest - Series A 2007 Fund (0207)	01.025	T002	1,975,529.00	1,953,979.14	---	21,549.86
Water Pollution Control Bond and Interest - Series A 2010 Fund (0209)	01.025	T002	8,600,251.00	8,506,436.22	---	93,814.78
Water Pollution Control Bond and Interest - Series A 2005 Fund (0218)	01.025	T002	8,972,202.00	8,874,329.58	---	97,872.42
Water Pollution Control Bond and Interest - Series A 2002 Fund (0231)	01.025	T002	572,726.00	566,478.73	---	6,247.27
Stormwater Control Bond and Interest - Series A 2010 Fund (0211)	01.035	T003	1,799,912.00	1,788,990.72	---	10,921.28
Stormwater Control Bond and Interest - Series A 2005 Fund (0219)	01.035	T003	3,586,046.00	3,564,287.17	---	21,758.83
Stormwater Control Bond and Interest - Series A 2002 Fund (0239)	01.035	T003	570,142.00	566,682.33	---	3,459.67

**STATE OF MISSOURI
SUMMARY OF APPROPRIATION ACTIVITY
GENERAL FUND - GENERAL REVENUE FUNDS
FOR THE APPROPRIATION YEAR 2012**

	H.B. No.	Appr. No.	Appropriations	Expenditures and Transfers Out	Biennial Rollovers to 2013	Lapse of Appropriations
Third State Building Bond Interest and Sinking - Series A 2002 Fund (0201)	01.045	T004	4,341,809.00	4,183,781.09	---	158,027.91
Third State Building Bond Interest and Sinking - Series A 2003 Fund (0204)	01.045	T004	1,276,291.00	1,229,837.89	---	46,453.11
State School Money Fund (0616)	02.255	T005	1,981,600,571.00	1,972,823,076.00	---	8,777,495.00
Outstanding Schools Trust Fund (0287)	02.270	T008	574,100,000.00	574,100,000.00	---	---
Academic Scholarship Fund (0840)	03.035	T010	14,269,250.00	11,841,172.00	---	2,428,078.00
Natural Resources Cost Allocation Fund (0500)	06.280	T014	456.00	318.00	---	138.00
Marguerite Ross Barnett Scholarship Fund (0131)	03.080	T017	363,375.00	352,474.00	---	10,901.00
Access Missouri Financial Assistance Fund (0791)	03.045	T025	16,860,640.00	15,354,821.00	---	1,505,819.00
General Revenue Fund (0101)	05.250	T028	191.00	12.00	---	179.00
General Revenue Fund (0101)	05.250	T032	1,388.00	1,388.00	---	---
General Revenue Fund (0101)	05.250	T038	4.00	---	---	4.00
After-School Retreat Reading and Assessment Grant Program Fund (0732)	04.145	T046	11,000.00	8,647.59	---	2,352.41
ICF/MR Reimbursement Allowance Fund (0901)	10.425	T051	443,483.00	---	---	443,483.00
Natural Resources Cost Allocation Fund (0500)	06.280	T077	17,678.00	16,539.00	---	1,139.00
Natural Resources Cost Allocation Fund (0500)	06.280	T078	3,030.00	2,835.00	---	195.00
Natural Resources Cost Allocation Fund (0500)	06.280	T082	18.00	18.00	---	---
Natural Resources Cost Allocation Fund (0500)	06.280	T103	86,658.00	58,563.00	---	28,095.00
Natural Resources Cost Allocation Fund (0500)	06.280	T104	192,481.00	130,077.00	---	62,404.00
State Elections Subsidy Fund (0686)	12.075	T107	6,762,205.00	6,762,205.00	---	---
Natural Resources Cost Allocation Fund (0500)	06.280	T109	386.00	261.00	---	125.00
Election Admin Improvement Fund (0157)	12.085	T114	4,205,989.00	4,205,989.00	---	---
Downtown Revitalization Preservation Fund (0907)	04.140	T116	234,697.00	6,911.73	---	227,785.27
Missouri Water Development Fund (0174)	06.215	T117	696,118.00	696,118.00	---	---
Veterinary Student Loan Payment Fund (0803)	06.007	T126	120,000.00	---	---	120,000.00
Livestock Feed Crop Input Loan Fund (0914)	06.057	T128	1.00	---	---	1.00
Breast Cancer Awareness Trust Fund (0915)	04.145	T145	3,700.00	2,147.88	---	1,552.12
Intergovernmental Transfer Fund (0139)	10.070	T159	178,536,576.00	178,536,575.42	---	0.58
General Revenue Fund (0101)	11.515	T160	88,550,000.00	88,540,202.16	---	9,797.84
Line of Duty Fund (0939)	07.865	T167	50,000.00	49,985.00	---	15.00
MO HealthNet Managed Care Organization Reimbursement Allowance Fund (0160)	11.485	T177	1.00	---	---	1.00

Ambulance Service Reimbursement						
Allowance Fund (0958)	11.470	T200	9,069,225.00	2,501,044.00	---	6,568,181.00
State Legal Expense Fund (0692)	05.110	T204	16,188,107.00	16,187,885.06	---	221.94
General Revenue Fund (0101)	05.250	T233	559.00	---	---	559.00
In-Home Services Gross Receipts Tax						
Fund (0934)	10.705	T267	1.00	---	---	1.00
A+ Schools Fund (0955)	03.055	T269	753,878.00	731,262.00	---	22,616.00
Debt Offset Escrow Fund (0753)	04.105	T270	17,050,860.00	14,402,931.43	---	2,647,928.57
Missouri Military Family Relief Fund (0719)	04.145	T278	43,500.00	39,771.46	---	3,728.54
Childhood Lead Testing Fund (0899)	04.145	T279	8,500.00	6,363.26	---	2,136.74
State Highways and Transportation						
Department Fund (0644)	14.030	T280	2,410,792.00	2,410,792.00	---	---
General Revenue Fund (0101)	05.530	T285	57,673.00	27,253.69	---	30,419.31
Social Security Contributions Fund (0702)	05.450	T291	69,623,000.00	68,535,282.10	---	1,087,717.90
Social Security Contributions Fund (0702)	05.450	T293	974,905.00	833,649.89	---	141,255.11
State Retirement Contributions Fund (0701)	05.465	T295	162,476,830.00	158,159,028.86	---	4,317,801.14
Social Security Contributions Fund (0702)	05.465	T295	170.00	165.61		4.39
State Retirement Contributions Fund (0701)	05.465	T297	1,948,412.00	1,715,853.02	---	232,558.98
Social Security Contributions Fund (0702)	05.465	T297	2.00	1.57		0.43
Missouri Consolidated Health Care Plan						
Benefit Fund (0765)	05.490	T302	233,868,832.00	227,129,346.76	---	6,739,485.24
Missouri Consolidated Health Care Plan						
Benefit Fund (0765)	05.490	T304	3,112,639.00	2,833,968.36	---	278,670.64
General Revenue Fund (0101)	05.250	T309	34,042.00	34,042.00	---	---
Natural Resources Cost Allocation Fund (0500)	06.280	T333	213,104.00	112,842.00	---	100,262.00
Natural Resources Cost Allocation Fund (0500)	06.280	T334	128,461.00	57,774.00	---	70,687.00
Missouri Supplemental Tax Increment						
Financing Fund (0848)	07.065	T352	10,226,570.00	8,943,098.05	---	1,283,471.95
Natural Resources Cost Allocation Fund (0500)	06.280	T353	19,418.00	10,283.00	---	9,135.00
Missouri Technology Investment Fund (0172)	07.025	T354	1,700,000.00	1,630,206.00	---	69,794.00
Missouri Job Development Fund (0600)	07.140	T355	9,945,339.00	9,646,979.00	---	298,360.00
Missouri Main Street Program Fund (0596)	07.045	T356	42,614.00	41,336.00	---	1,278.00
Division of Tourism Supplemental Revenue						
Fund (0274)	07.165	T359	13,422,576.00	13,019,899.00	---	402,677.00
Natural Resources Cost Allocation Fund (0500)	06.280	T362	7,897.00	5,339.00	---	2,558.00
Natural Resources Cost Allocation Fund (0500)	06.280	T363	1,611.00	1,508.00	---	103.00
Federal Reimbursement Allowance Fund (0142)	11.540	T412	561,300,000.00	561,254,770.00	---	45,230.00
General Revenue Fund (0101)	11.545	T413	561,300,000.00	561,254,770.00	---	45,230.00
Nursing Facility Federal Reimbursement						
Allowance Fund (0196)	11.550	T414	147,500,000.00	147,375,869.00	---	124,131.00
Abandoned Fund Account Fund (0863)	12.165	T418	4,641,765.00	4,627,632.31	---	14,132.69
Attorney General's Court Costs Fund (0603)	12.225	T423	165,600.00	165,600.00	---	---
Attorney General's Anti-Trust Fund (0666)	12.230	T424	69,000.00	69,000.00	---	---
General Revenue Fund (0101)	05.250	T435	19,075.00	19,075.00	---	---
General Revenue Fund (0101)	05.250	T436	79.00	79.00	---	---
Missouri Qualified Biodiesel Producer						
Incentive Fund (0777)	06.010	T443	11,887,500.00	11,530,875.00	---	356,625.00

**STATE OF MISSOURI
SUMMARY OF APPROPRIATION ACTIVITY
GENERAL FUND - GENERAL REVENUE FUNDS
FOR THE APPROPRIATION YEAR 2012**

	H.B. No.	Appr. No.	Appropriations	Expenditures and Transfers Out	Biennial Rollovers to 2013	Lapse of Appropriations
State School Money Fund (0616)	02.260	T454	102,219,730.00	102,219,730.00	---	---
Facilities Maintenance Reserve Fund (0124)	21.010	T455	70,882,154.00	70,882,154.00	---	---
Facilities Maintenance Reserve Fund (0124)	21.010	T459	70,000,000.00	---	70,000,000.00	---
General Revenue Fund (0101)	07.035	T460	416,069.00	416,069.00	---	---
Labor and Industrial Relations Administrative Fund (0122)	07.805	T470	259,042.00	251,271.00	---	7,771.00
State Supplemental Downtown Development Fund (0766)	04.135	T477	1,240,450.00	893,660.95	---	346,789.05
Budget Reserve Fund (0100)	05.225	T486	1.00	---	---	1.00
State Capitol Commission Fund (0745)	05.079	T489	100,000.00	---	---	100,000.00
General Revenue Fund (0101)	05.250	T496	813.00	813.00	---	---
General Revenue Fund (0101)	05.250	T497	207.00	207.00	---	---
General Revenue Fund (0101)	05.250	T501	91.00	91.00	---	---
Organ Donor Program Fund (0824)	04.145	T505	9,000.00	8,774.53	---	225.47
Budget Reserve Fund (0100)	05.230	T506	1.00	---	---	1.00
Foster Care and Adoptive Parents Retention and Recruitment Fund (0979)	04.145	T507	3,000.00	1,096.00	---	1,904.00
Developmental Disabilities Waiting List Equity Trust Fund (0986)	04.145	T509	1,000.00	694.00	---	306.00
Puppy Protection Trust Fund (0985)	04.145	T510	4,500.00	3,148.73	---	1,351.27
American Red Cross Trust Fund (0987)	04.145	T511	3,000.00	1,722.73	---	1,277.27
Judiciary Education and Training Fund (0847)	12.320	T524	1,395,363.00	1,185,363.00	---	210,000.00
Elderly Home-Delivered Meals Trust Fund (0296)	04.145	T526	88,410.00	48,098.74	---	40,311.26
Veterans Trust Fund (0579)	04.145	T527	65,683.00	45,630.76	---	20,052.24
Children's Trust Fund (0694)	04.145	T528	159,460.00	83,594.42	---	75,865.58
Missouri National Guard Trust Fund (0900)	04.145	T529	34,147.00	14,134.30	---	20,012.70
Circuit Courts Escrow Fund (0718)	04.110	T537	1,505,500.00	1,407,261.49	---	98,238.51
General Revenue Fund (0101)	05.220	T538	399,999,998.00	325,000,000.00	---	74,999,998.00
Budget Reserve Fund (0100)	05.225	T539	325,000,000.00	325,000,000.00	---	---
Secretary of State- Federal Fund (0195)	05.240	T540	5,872.00	5,870.20	---	1.80
Secretary of State- Federal Fund (0195)	05.240	T541	10,274.00	10,273.76	---	0.24
Federal Stimulus- Public Safety Fund (2284)	05.240	T541	24,337.00	6,595.00	---	17,742.00
General Revenue Fund (0101)	12.185	T548	43,554.00	43,443.43	---	110.57
Budget Reserve Fund (0100)	05.230	T550	2,999,999.00	611,712.31	---	2,388,286.69
General Revenue Fund (0101)	05.245	T555	32,000,000.00	30,800,000.00	---	1,200,000.00
Mental Health Intergovernmental Transfer Fund (0147)	05.220	T566	6,086,173.00	6,086,173.00	---	---
Title XIX- Federal Fund (0163)	05.220	T566	86,602,828.00	86,602,827.00	---	1.00
Blind Pension Fund (0621)	05.220	T566	5,500,000.00	5,500,000.00	---	---

Missouri Qualified Fuel Ethanol Producer						
Incentive Fund (0571)	06.010	T569	8,875,000.00	8,802,378.38	---	72,621.62
Budget Reserve Fund (0100)	05.235	T571	1.00	---	---	1.00
General Revenue Fund (0101)	05.235	T572	12,315,428.00	12,315,428.00	---	---
Pharmacy Reimbursement Allowance						
Fund (0144)	11.435	T634	35,800,000.00	35,764,609.00	---	35,391.00
General Revenue Fund (0101)	11.440	T635	35,800,000.00	35,764,609.00	---	35,391.00
General Revenue Fund (0101)	05.250	T647	549.00	549.00	---	---
General Revenue Fund (0101)	05.250	T649	1,191,082.00	172,361.00	---	1,018,721.00
General Revenue Fund (0101)	05.250	T654	3,805.00	---	---	3,805.00
General Revenue Fund (0101)	05.250	T656	1,391,587.00	---	---	1,391,587.00
General Revenue Fund (0101)	05.250	T658	222,519.00	222,519.00	---	---
General Revenue Fund (0101)	05.250	T659	22,714.00	---	---	22,714.00
General Revenue Fund (0101)	05.250	T662	2,291.00	---	---	2,291.00
General Revenue Fund (0101)	05.250	T663	50.00	21.00	---	29.00
General Revenue Fund (0101)	05.250	T686	25,523.00	---	---	25,523.00
General Revenue Fund (0101)	05.250	T689	1,775.00	---	---	1,775.00
General Revenue Fund (0101)	05.250	T691	4,694.00	4,694.00	---	---
General Revenue Fund (0101)	05.250	T735	74.00	51.00	---	23.00
General Revenue Fund (0101)	05.250	T759	74,203.00	---	---	74,203.00
General Revenue Fund (0101)	05.250	T761	1,035.00	---	---	1,035.00
General Revenue Fund (0101)	05.250	T762	53.00	53.00	---	---
General Revenue Fund (0101)	05.250	T769	1,447,433.00	1,447,433.00	---	---
General Revenue Fund (0101)	05.250	T774	28,038.00	23,379.00	---	4,659.00
General Revenue Fund (0101)	05.250	T786	13,633.00	13,633.00	---	---
General Revenue Fund (0101)	05.250	T795	1,100.00	---	---	1,100.00
General Revenue Fund (0101)	05.250	T796	47,818.00	9,810.00	---	38,008.00
General Revenue Fund (0101)	05.250	T797	19,042.00	19,042.00	---	---
General Revenue Fund (0101)	05.250	T802	5,895.00	5,895.00	---	---
General Revenue Fund (0101)	05.250	T811	4,495.00	---	---	4,495.00
General Revenue Fund (0101)	05.250	T815	138,135.00	13,487.00	---	124,648.00
General Revenue Fund (0101)	05.250	T824	6,427.00	---	---	6,427.00
General Revenue Fund (0101)	05.250	T828	48,067.00	23,856.00	---	24,211.00
General Revenue Fund (0101)	05.250	T836	114,599.00	---	---	114,599.00
General Revenue Fund (0101)	05.250	T857	121,779.00	121,779.00	---	---
General Revenue Fund (0101)	05.250	T859	13.00	13.00	---	---
General Revenue Fund (0101)	05.250	T871	11.00	8.00	---	3.00
General Revenue Fund (0101)	05.250	T873	2,441.00	2,441.00	---	---
General Revenue Fund (0101)	05.250	T876	164.00	79.00	---	85.00
Drug Court Resources Fund (0733)	12.350	T884	6,725,000.00	6,725,000.00	---	---
Missouri Public Health Services Fund (0298)	04.145	T886	1,000.00	1,000.00	---	---
Labor and Industrial Relations Administrative						
Fund (0122)	07.810	T889	134,703.00	130,662.00	---	4,041.00
General Revenue Fund (0101)	05.250	T914	1,071.00	1,071.00	---	---
General Revenue Fund (0101)	05.250	T919	3.00	1.00	---	2.00
State Property Preservation Fund (0128)	05.095	T945	1.00	---	---	1.00

**STATE OF MISSOURI
SUMMARY OF APPROPRIATION ACTIVITY
GENERAL FUND - GENERAL REVENUE FUNDS
FOR THE APPROPRIATION YEAR 2012**

	H.B. No.	Appr. No.	Appropriations	Expenditures and Transfers Out	Biennial Rollovers to 2013	Lapse of Appropriations
General Revenue Fund (0101)	07.085	T956	1.00	---	---	1.00
General Revenue Fund (0101)	07.090	T957	1.00	---	---	1.00
Single-Purpose Animal Facilities Loan Guarantee Fund (0409)	06.040	T959	1.00	---	---	1.00
Agricultural Product Utilization Business Development Loan Program Fund (0411)	06.050	T960	13,454.00	13,452.36	---	1.64
General Revenue Fund (0101)	05.250	T962	1,068.00	221.00	---	847.00
General Revenue Fund (0101)	05.250	T963	75,315.00	75,315.00	---	---
General Revenue Fund (0101)	05.250	T964	1,226.00	1,224.48	---	1.52
Workers Memorial Fund (0895)	04.145	T976	8,200.00	2,775.53	---	5,424.47
General Revenue Fund (0101)	04.150	T989	500.00	14.00	---	486.00
American Cancer Society, Heartland Division, Inc. Fund (0700)	04.145	T990	9,000.00	5,829.19	---	3,170.81
ALS Lou Gehrig's Disease Fund (0703)	04.145	T991	2,700.00	2,439.50	---	260.50
American Lung Association of Missouri Fund (0704)	04.145	T992	1,000.00	690.00	---	310.00
Muscular Dystrophy Association Fund (0707)	04.145	T993	1,900.00	1,046.50	---	853.50
Arthritis Foundation Fund (0708)	04.145	T994	1,000.00	687.00	---	313.00
National Multiple Sclerosis Society Fund (0709)	04.145	T995	4,200.00	2,230.00	---	1,970.00
American Diabetes Association Gateway Area Fund (0713)	04.145	T996	3,900.00	2,237.66	---	1,662.34
American Heart Association Fund (0714)	04.145	T997	3,000.00	2,477.50	---	522.50
March of Dimes Fund (0716)	04.145	T998	7,400.00	2,797.94	---	4,602.06
Subtotals			5,994,025,847.00	5,802,128,892.73	70,000,000.00	121,896,954.27
Totals			<u>\$ 14,535,921,863.00</u>	<u>\$ 13,685,979,075.31</u>	<u>\$ 214,340,053.32</u>	<u>\$ 635,602,734.37</u>

**STATE OF MISSOURI
SUMMARY OF APPROPRIATION ACTIVITY
GENERAL FUND - FEDERAL FUNDS
FOR THE APPROPRIATION YEAR 2012**

	H.B. No.	Appr. No.	Appropriations	Expenditures and Transfers Out	Biennial Rollovers to 2013	Lapse of Appropriations
<u>JUDICIARY</u>						
Judiciary Fund (0137)						
JUDICIARY LEASING	13.005	6084	\$ 20,250.00	\$ 19,910.86	\$ ---	\$ 339.14
<u>Judicial Proceedings and Review</u>						
Judiciary Fund (0137)						
JUD PROCEED & REVIEW PS	12.300	6755	485,026.00	154,975.50	---	330,050.50
<u>Office of State Court Administrators</u>						
Judiciary Fund (0137)						
COURT IMPROVE PROJ E&E	12.310	0734	5,609,649.00	2,474,826.79	---	3,134,822.21
JUDICIAL TRNG & ED E&E	12.325	6915	225,000.00	5,433.67	---	219,566.33
COURT IMPROVE PROJ PS	12.310	8378	2,284,380.00	1,266,308.36	---	1,018,071.64
<u>Circuit Courts</u>						
Third Party Liability Collections Fund (0120)						
CIRCUIT PERSONNEL PS	12.345	3754	252,524.00	169,462.93	---	83,061.07
CIRCUIT PERSONNEL E&E	12.345	3805	128,039.00	112,256.00	---	15,783.00
Judiciary Fund (0137)						
CIRCUIT PERSONNEL PS	12.345	0950	1,541,273.00	194,976.65	---	1,346,296.35
CIRCUIT PERSONNEL E&E	12.345	2003	329,661.00	---	---	329,661.00
<u>Public Defender System</u>						
Office of the State Public Defender						
Fund (0112)						
GRANTS	12.400	4006	125,000.00	---	---	125,000.00
<u>EXECUTIVE</u>						
<u>Elections</u>						
Election Admin Improvement Fund (0157)						
ELECTION ADMIN IMPRVM E&E	12.070	3562	6,930,072.00	2,888,139.57	---	4,041,932.43
SEC OF STATE PS	12.035	4490	261,191.00	259,085.16	---	2,105.84
FED ELECTION REFORM	12.070	6684	8,984,162.00	3,983,117.52	---	5,001,044.48
Election Improvement Revolving Loan						
Fund (0158)						
FED ELECTION REFORM	12.070	6810	396,185.00	279,137.84	---	117,047.16

Record Services

Secretary of State Records Fund (0150)						
REGRANT PROGRAM	12.090	6896	15,000.00	---	---	15,000.00
National Endowment for the Humanities						
Save America's Treasures Fund (0151)						
DOC PRESERVATION PS	12.035	2488	241,949.00	---	---	241,949.00
Secretary of State - Federal and Other						
Fund (0166)						
GRANTS AND PROJECTS	12.040	2522	200,000.00	132,360.77	---	67,639.23

Library Services

Secretary of State Fund (0195)						
SEC OF STATE PS	12.035	4193	629,065.00	453,686.69	---	175,378.31
SEC OF STATE E&E	12.035	4194	227,574.00	68,305.58	---	159,268.42
FED AID PUBLIC LIBRARY	12.120	4199	3,000,000.00	2,339,585.80	---	660,414.20

State Auditor

State Auditor Fund (0115)						
STATE AUDITOR PS	12.145	4508	848,993.00	655,928.90	---	193,064.10
STATE AUDITOR E&E	12.145	4509	30,123.00	30,117.93	---	5.07

Attorney General

Attorney General Fund (0136)						
DOMESTIC VIOLENCE	12.200	2885	100,000.00	---	---	100,000.00
ATTORNEY GENERAL LEASING	13.005	3186	119,806.00	112,844.86	---	6,961.14
MEDICAID FRAUD UNIT PS	12.205	4025	834,177.00	774,219.54	---	59,957.46
MEDICAID FRAUD UNIT E&E	12.205	4026	848,971.00	---	---	848,971.00
ATTORNEY GENERAL PS	12.195	4057	1,795,066.00	1,223,919.32	---	571,146.68
ATTORNEY GENERAL E&E	12.195	4058	761,011.00	218,440.92	---	542,570.08
ATTORNEY GENERAL ST OWNED	13.010	7779	156,456.00	152,943.96	---	3,512.04

Missouri Office of Prosecution Services

Attorney General Fund (0136)						
OFFICE OF PROS SVS PS	12.210	2019	182,000.00	99,669.62	---	82,330.38
OFFICE OF PROS SVS E&E	12.210	2318	885,326.00	176,320.56	---	709,005.44

OFFICE OF ADMINISTRATION

Office of Administration Fund (0135)						
DISASTER REIMBURSEMENT	21.020	7975	1.00	---	1.00	---

Division of Accounting

Vocational Rehabilitation Fund (0104)						
UNEMPLOYMENT BENEFITS	05.480	5979	34,613.00	34,611.03	---	1.97
TEACHER RETIREMENT CONTR	05.475	9852	520,000.00	4,301.39	---	515,698.61

**STATE OF MISSOURI
SUMMARY OF APPROPRIATION ACTIVITY
GENERAL FUND - FEDERAL FUNDS
FOR THE APPROPRIATION YEAR 2012**

	H.B. No.	Appr. No.	Appropriations	Expenditures and Transfers Out	Biennial Rollovers to 2013	Lapse of Appropriations
Elementary and Secondary Education Fund (0105)						
UNEMPLOYMENT BENEFITS	05.480	5980	7,193.00	---	---	7,193.00
TEACHER RETIREMENT CONTR	05.475	9857	540,000.00	146,255.32	---	393,744.68
Labor and Industrial Relations - Commission on Human Rights Fund (0117)						
UNEMPLOYMENT BENEFITS	05.480	2306	465.00	---	---	465.00
Third Party Liability Collections Fund (0120)						
UNEMPLOYMENT BENEFITS	05.480	7077	2,439.00	2,437.91	---	1.09
Labor and Industrial Relations Administrative Fund (0122)						
UNEMPLOYMENT BENEFITS	05.480	6145	18,969.00	16,060.00	---	2,909.00
Economic Development - Community Development Block Grant (Administration) Fund (0123)						
UNEMPLOYMENT BENEFITS	05.480	7473	410.00	---	---	410.00
Multimodal Operations Fund (0126)						
UNEMPLOYMENT BENEFITS	05.480	8355	305.00	304.00	---	1.00
Corrections Fund (0130)						
UNEMPLOYMENT BENEFITS	05.480	6796	7,427.00	7,425.59	---	1.41
Agriculture Fund (0133)						
UNEMPLOYMENT BENEFITS	05.480	1152	3,006.00	3,004.80	---	1.20
Office of Administration Fund (0135)						
FLOOD CONTROL	05.260	0132	1,375,278.00	1,375,277.56	---	0.44
NATIONAL FOREST	05.265	0133	7,185,970.00	7,185,969.13	---	0.87
UNEMPLOYMENT BENEFITS	05.480	7896	964.00	962.50	---	1.50
Attorney General Fund (0136)						
UNEMPLOYMENT BENEFITS	05.480	5981	19,241.00	19,239.98	---	1.02
Judiciary Fund (0137)						
UNEMPLOYMENT BENEFITS	05.480	5982	8,029.00	1,639.53	---	6,389.47
Natural Resources Fund (0140)						
UNEMPLOYMENT BENEFITS	05.480	6336	23,181.00	6,087.15	---	17,093.85
Health Fund (0143)						
UNEMPLOYMENT BENEFITS	05.480	5983	97,827.00	94,380.09	---	3,446.91
State Emergency Management Fund (0145)						
UNEMPLOYMENT BENEFITS	05.480	2321	7,468.00	5,956.86	---	1,511.14
Mental Health Fund (0148)						
UNEMPLOYMENT BENEFITS	05.480	5984	187,090.00	187,088.92	---	1.08
Public Safety Fund (0152)						
UNEMPLOYMENT BENEFITS	05.480	5985	2,590.00	835.24	---	1,754.76

Job Development and Training Fund (0155)						
UNEMPLOYMENT BENEFITS	05.480	5986	29,461.00	16,254.79	---	13,206.21
OA Information Technology Fund (0165)						
UNEMPLOYMENT BENEFITS	05.480	4264	7,239.00	7,237.28	---	1.72
Adjutant General Fund (0190)						
UNEMPLOYMENT BENEFITS	05.480	5987	35,853.00	15,881.87	---	19,971.13
Community Service Commission Fund (0197)						
UNEMPLOYMENT BENEFITS	05.480	6340	1,757.00	1,755.04	---	1.96
Temporary Assistance for Needy Families Fund (0199)						
UNEMPLOYMENT BENEFITS	05.480	5988	69,458.00	63,261.23	---	6,196.77
Social Services and Other Sources Fund (0610)						
UNEMPLOYMENT BENEFITS	05.480	3176	325,876.00	325,874.20	---	1.80
TEACHER RETIREMENT CONTR	05.475	5172	10,000.00	7,951.76	---	2,048.24
Missouri Disaster Fund (0663)						
UNEMPLOYMENT BENEFITS	05.480	6899	3,329.00	3,327.21	---	1.79
Justice Assistance Grant Program Fund (0782)						
UNEMPLOYMENT BENEFITS	05.480	7474	1,491.00	---	---	1,491.00
Unemployment Compensation Administration Fund (0948)						
UNEMPLOYMENT BENEFITS	05.480	2242	116,405.00	116,403.42	---	1.58
<u>Information Technology Services Division</u>						
Labor and Industrial Relations Administrative Fund (0122)						
FED DOLIR IT CONSOL PS	05.020	1987	3,528,766.00	3,295,850.33	---	232,915.67
FED DOLIR IT CONSOL E&E	05.020	3654	419,981.00	300,794.60	---	119,186.40
Office of Administration Fund (0135)						
FED OA IT CONSOL E&E	05.020	3600	10,000.00	---	---	10,000.00
OA Information Technology Fund (0165)						
FED IT CONSOLIDATION PS	05.020	1283	13,770,127.00	10,557,719.45	---	3,212,407.55
FED IT CONSOLIDATION E&E	05.020	1285	53,842,559.00	43,878,353.63	---	9,964,205.37
OA ITSD EMPL BENEFITS E&E	05.020	8137	2,000,000.00	---	---	2,000,000.00
Unemployment Compensation Administration Fund (0948)						
DOLIR IT CONSOLIDATION EE	05.020	3366	798,281.00	---	---	798,281.00
Federal Stimulus - Office of Administration Fund (2236)						
RURAL BROADBAND	18.050	5691	6,389,267.00	1,514,417.87	4,874,849.13	---
HEALTHCARE IT	18.055	5694	11,220,823.00	1,328,620.91	9,892,202.09	---
DHE BROADBAND PS	18.050	7875	26,218.00	19,331.37	6,886.63	---
DHE BROADBAND E&E	18.050	7876	2,217,301.00	1,839,102.82	378,198.18	---
RURAL BROADBAND PS	18.050	8143	184,115.00	145,362.91	38,752.09	---

**STATE OF MISSOURI
SUMMARY OF APPROPRIATION ACTIVITY
GENERAL FUND - FEDERAL FUNDS
FOR THE APPROPRIATION YEAR 2012**

	H.B. No.	Appr. No.	Appropriations	Expenditures and Transfers Out	Biennial Rollovers to 2013	Lapse of Appropriations
<u>Office of Child Advocate</u>						
Office of Administration Fund (0135)						
OFFICE CHILD ADVOCATE PS	05.125	6323	86,047.00	86,046.45	---	0.55
OFFICE CHILD ADVOCATE E&E	05.125	6324	51,950.00	31,609.43	---	20,340.57
<u>DEPARTMENT OF AGRICULTURE</u>						
Agriculture Fund (0133)						
AGRICULTURE STATE OWNED	13.010	7677	17,934.00	17,649.23	---	284.77
Federal Stimulus - Agriculture Fund (2240)						
ARRA GRANTS	18.060	5696	3,620,751.00	1,384,424.75	2,236,326.25	---
ARRA GRANTS PS	18.060	7792	103,756.00	98,304.43	5,451.57	---
ARRA GRANTS E&E	18.060	7793	9,999.00	3,100.63	6,898.37	---
<u>Office of Director</u>						
Agriculture Fund (0133)						
DIRECTOR'S OFFICE PS	06.005	0530	44,601.00	---	---	44,601.00
DIRECTOR'S OFFICE E&E	06.005	0531	243,968.00	---	---	243,968.00
DIR OFFICE FED PS	06.005	3234	110,779.00	---	---	110,779.00
DIR OFFICE FED E&E	06.005	3257	234,750.00	120,443.10	---	114,306.90
<u>Division of Animal Health</u>						
Agriculture Fund (0133)						
ANIMAL HEALTH ADMIN PS	06.065	0245	674,072.00	488,587.80	---	185,484.20
ANIMAL HEALTH ADMIN E&E	06.065	8829	915,026.00	439,930.07	---	475,095.93
<u>Division of Grain Inspection and Warehousing</u>						
Agriculture Fund (0133)						
GRAIN REGULATORY SVS PS	06.075	6119	35,021.00	13,322.26	---	21,698.74
GRAIN REGULATORY SVS E&E	06.075	6120	41,180.00	5,547.79	---	35,632.21
<u>Division of Plant Industries</u>						
Agriculture Fund (0133)						
PLANT INDUSTRIES PRGM PS	06.085	0255	565,229.00	373,826.38	---	191,402.62
PLANT INDUSTRIES PRGM E&E	06.085	0259	713,011.00	535,120.41	---	177,890.59
GYPSY MOTH CNTRL PRGM	06.085	1825	60,000.00	---	---	60,000.00
GYPSY MOTH CNTRL PRGM PS	06.085	3559	28,644.00	---	---	28,644.00
GYPSY MOTH CNTRL PRGM E&E	06.085	3560	13,000.00	75.26	---	12,924.74

Division of Weights and Measures

Agriculture Fund (0133)						
WEIGHTS & MEASURES E&E	06.090	2572	50,000.00	24,393.60	---	25,606.40
WEIGHTS & MEASURES PS	06.090	6662	35,946.00	8,782.12	---	27,163.88

Agric Business Development Division

Agriculture Fund (0133)						
AGRI BUSINESS DEV PS	06.020	5279	66,340.00	647.00	---	65,693.00
AGRI BUSINESS DEV E&E	06.020	5280	458,572.00	216,753.64	---	241,818.36

**DEPARTMENT OF INSURANCE,
FINANCIAL INSTITUTIONS AND
PROFESSIONAL REGISTRATION**

MDI Fund (0192)						
HEALTH INSUR COUNSELING	07.435	0794	1,300,713.00	1,300,713.00	---	---
IMPLEMENT FED GRANTS PS	07.410	7885	969,459.00	309,975.77	---	659,483.23
IMPLEMENT FED GRANTS E&E	07.410	7886	1,443,344.00	54,008.71	---	1,389,335.29

DEPARTMENT OF CONSERVATION

Federal Stimulus - Conservation Fund (2248)						
CONSERVATION FORESTRY	18.090	5572	1,500,000.00	1,262,205.02	237,794.98	---

DEPARTMENT OF ECONOMIC DEVELOPMENT

Job Development and Training Fund (0155)						
DED LEASING	13.005	1980	1,401,040.00	1,279,861.43	---	121,178.57
DED STATE OWNED	13.010	7692	872,638.00	872,637.65	---	0.35

Administrative Services

Economic Development - Community Development Block Grant (Administration) Fund (0123)						
ADMINISTRATIVE SVS PS	07.005	1018	46,231.00	21,910.70	---	24,320.30
ADMINISTRATIVE SVS E&E	07.005	2275	4,999.00	1,885.12	---	3,113.88
Economic Development Fund (0129)						
ADMINISTRATIVE SVS E&E	07.005	2276	4,374.00	3,547.35	---	826.65
Job Development and Training Fund (0155)						
ADMINISTRATIVE SVS PS	07.005	1019	1,042,497.00	863,896.96	---	178,600.04
ADMINISTRATIVE SVS E&E	07.005	2172	453,662.00	113,303.02	---	340,358.98

Business and Community Services

Economic Development - Community Development Block Grant (Pass-through) Fund (0118)						
COMTY DEV BLOCK GRANT	07.030	2427	53,000,000.00	48,339,790.08	---	4,660,209.92

**STATE OF MISSOURI
SUMMARY OF APPROPRIATION ACTIVITY
GENERAL FUND - FEDERAL FUNDS
FOR THE APPROPRIATION YEAR 2012**

	H.B. No.	Appr. No.	Appropriations	Expenditures and Transfers Out	Biennial Rollovers to 2013	Lapse of Appropriations
Economic Development - Community Development						
Block Grant (Administration) Fund (0123)						
MARKETING PS	07.015	2378	84,331.00	54,037.07	---	30,293.93
MARKETING E&E	07.015	2380	52,229.00	2,791.79	---	49,437.21
SALES PS	07.015	2399	73,014.00	57,536.33	---	15,477.67
SALES E&E	07.015	2400	33,484.00	2,027.85	---	31,456.15
FINANCE PS	07.015	2412	194,232.00	170,707.80	---	23,524.20
FINANCE E&E	07.015	2413	127,170.00	2,819.68	---	124,350.32
COMPLIANCE PS	07.015	2424	562,541.00	465,569.22	---	96,971.78
COMPLIANCE E&E	07.015	2425	216,555.00	166,903.12	---	49,651.88
Economic Development Fund (0129)						
IDEA PROGRAM	07.031	8088	16,654,243.00	11,525,390.49	---	5,128,852.51
GROW MO PROGRAM	07.031	8089	9,555,650.00	---	---	9,555,650.00
SMALL BUSINESS CREDIT PS	07.031	8090	443,550.00	56,437.68	---	387,112.32
SMALL BUSINESS CREDIT E&E	07.031	8091	800.00	121.65	---	678.35
Economic Development - Management						
Information Systems Fund (0141)						
MO MANF EXT PARTNERSHIP	07.020	3624	1.00	---	---	1.00
Job Development and Training Fund (0155)						
MARKETING PS	07.015	2429	48,278.00	---	---	48,278.00
MO ECO RES INFO CNTR PS	07.015	3701	1,441,230.00	948,326.17	---	492,903.83
MO ECO RES INFO CNTR E&E	07.015	3702	302,933.00	142,488.79	---	160,444.21
Community Service Commission Fund (0197)						
MO COMMUNITY SVS COMM	07.095	2184	3,793,562.00	3,542,421.04	---	251,140.96
MO COMMUNITY SVS COMM PS	07.095	3642	188,163.00	172,603.06	---	15,559.94
Federal Stimulus - Economic Development						
Fund (2252)						
CDBG NON-ENTITLEMENT	18.095	5581	3,654,109.00	2,810,906.65	843,202.35	---
ECONOMIC DEVO ASSISTANCE	18.100	5594	87,869.00	70,702.35	17,166.65	---
CDBG NON-ENTITLEMENT PS	18.095	6959	344,583.00	125,117.72	219,465.28	---
Workforce Development						
Economic Development - Women's Council						
Fund (0119)						
WOMEN'S COUNCIL ADMIN E&E	07.155	8225	5,433.00	5,433.00	---	---

Job Development and Training Fund (0155)						
WORKFORCE DEVELOPMENT PS	07.120	0584	21,397,398.00	13,242,846.66	---	8,154,551.34
JOB TRAINING	07.130	0585	78,844,293.00	67,470,711.87	---	11,373,581.13
TAA & JTPA PROGRAMS	07.130	0594	7,000,000.00	4,298,673.33	---	2,701,326.67
WORKFORCE DEVELOPMENT E&E	07.120	2190	3,013,972.00	1,970,118.14	---	1,043,853.86
WOMEN'S COUNCIL ADMIN PS	07.155	7040	55,167.00	55,166.88	---	0.12
WOMEN'S COUNCIL ADMIN E&E	07.155	7041	11,069.00	10,026.90	---	1,042.10
Temp Assist Needy Family Fund (0199)						
MWA PROGRAM	07.130	8153	17,180,081.00	16,918,389.66	---	261,691.34
Federal Stimulus - Economic Development Fund (2252)						
DISLOCATED WORKERS ASST	18.105	5709	800,000.00	481,780.69	318,219.31	---
EMERGING INDUSTRY GRANTS	18.110	5711	5,286,892.00	1,637,124.96	3,649,767.04	---

Missouri Council on the Arts

Economic Development - Missouri Council on the Arts Fund (0138)

MO ARTS COUNCIL E&E	07.100	2188	635,014.00	446,008.80	---	189,005.20
MO ARTS COUNCIL PS	07.100	4357	293,187.00	207,154.30	---	86,032.70

DEPARTMENT OF ELEMENTARY AND SECONDARY EDUCATION

Vocational Rehabilitation Fund (0104)

DESE LEASING	13.005	1035	1,883,942.00	1,809,487.30	---	74,454.70
DESE STATE OWNED	13.010	7660	624,637.00	620,314.00	---	4,323.00

Elementary and Secondary Education Fund (0105)

DESE LEASING	13.005	1034	4,248.00	2,691.48	---	1,556.52
DESE STATE OWNED	13.010	7661	408,397.00	353,001.38	---	55,395.62

Assistive Technology Fund (0188)

DESE LEASING	13.005	2486	32,098.00	32,098.00	---	---
--------------	--------	------	-----------	-----------	-----	-----

Division of Financial and Administrative Services

Elementary and Secondary Education Fund (0105)

SCHOOL FOOD SERVICES	02.030	0496	262,385,652.00	261,174,145.49	---	1,211,506.51
DIV OF GENERAL ADMIN PS	02.005	0538	1,556,628.00	1,482,540.64	---	74,087.36
DIV OF GENERAL ADMIN E&E	02.005	2296	939,099.00	572,388.99	---	366,710.01
FED GRANTS & DONATIONS	02.045	4206	14,710,029.00	2,145,835.25	---	12,564,193.75
REFUNDS	02.010	7893	1.00	---	---	1.00

Federal Budget Stabilization - Education 18% Fund (2018)

FOUNDATION-FORMULA	02.015	7035	3,604,871.00	3,604,870.87	---	0.13
REFUNDS	02.010	8034	24,000.00	58.31	---	23,941.69

**STATE OF MISSOURI
SUMMARY OF APPROPRIATION ACTIVITY
GENERAL FUND - FEDERAL FUNDS
FOR THE APPROPRIATION YEAR 2012**

	H.B. No.	Appr. No.	Appropriations	Expenditures and Transfers Out	Biennial Rollovers to 2013	Lapse of Appropriations
Federal Budget Stabilization - Education 82% Fund (2082)						
FOUNDATION-FORMULA	02.015	5186	64,918,743.00	64,918,743.00	---	---
REFUNDS	02.010	8035	25,000.00	2,128.61	---	22,871.39
Federal Education Jobs Fund (2089)						
FOUNDATION-FORMULA EDJOBS	02.015	8167	2,802,893.00	2,802,893.00	---	---
REFUNDS	02.010	8280	1,000.00	33.99	---	966.01
Federal Stimulus - Elementary and Secondary Education Fund (2256)						
REFUNDS	02.010	8033	25,000.00	9,384.94	---	15,615.06
<u>Division of Learning Services</u>						
Elementary and Secondary Education Fund (0105)						
CHILD CARE DEV TRAINING	02.055	0027	400,000.00	293,601.15	---	106,398.85
CHARTER SCHOOLS	02.120	0047	2,432,000.00	537,847.66	---	1,894,152.34
TITLE I IASA	02.090	0500	260,000,000.00	250,796,102.56	---	9,203,897.44
VOC ED-DISTRIBUTIONS	02.075	0513	26,000,000.00	21,097,111.80	---	4,902,888.20
WORKFORCE INVESTMENT ACT	02.165	0515	8,000,000.00	3,623,545.46	---	4,376,454.54
EARLY GRADE LITERACY PRGM	02.025	0945	1.00	---	---	1.00
EARLY CHILDHOOD PROGRAM	02.055	0947	824,000.00	367,041.88	---	456,958.12
AFTER SCHOOL PROGRAMMING	02.060	0948	18,908,383.00	18,898,534.13	---	9,848.87
SPECIAL EDUCATION-GRANT	02.185	2265	235,315,211.00	212,451,865.36	---	22,863,345.64
TROOPS TO TEACHERS E&E	02.180	2435	153,610.00	51,646.03	---	101,963.97
TECHNOLOGY	02.085	2800	5,000,000.00	943,597.70	---	4,056,402.30
FEDERAL REFUGEES	02.135	3033	800,000.00	150,665.43	---	649,334.57
MO HISTORY TEACHERS PRG	02.080	4162	1,200.00	127.50	---	1,072.50
FIRST STEPS	02.195	4580	7,869,583.00	7,863,880.02	---	5,702.98
OTHER FEDERAL GRANTS	02.095	4600	2,100,000.00	916,995.92	---	1,183,004.08
PERFORM BASED ASSESSMENT	02.070	5632	10,184,722.00	4,631,585.50	---	5,553,136.50
RURAL/LOW INC SCHL GRANTS	02.125	5875	3,600,000.00	2,966,385.44	---	633,614.56
LANGUAGE ACQUISITION	02.130	5876	5,200,000.00	4,185,057.94	---	1,014,942.06
SCHOOLS WITH DISTINCTION	02.140	6096	13,000.00	---	---	13,000.00
AP/DUAL CREDIT	02.105	6102	397,724.00	253,036.00	---	144,688.00
TITLE II IMP TEACHER QLTY	02.110	6218	59,348,890.00	48,671,178.23	---	10,677,711.77
HEAD START COLLABORATION	02.065	7325	379,167.00	226,824.85	---	152,342.15
DIV OF LEARNING SRVS PS	02.050	7812	6,836,078.00	5,804,249.80	---	1,031,828.20
DIV OF LEARNING SRVS E&E	02.050	7813	5,586,479.00	1,816,537.62	---	3,769,941.38
SAFE & DRUG FREE SCHOOLS	02.115	8309	690,000.00	616,355.95	---	73,644.05
ADULT ED & LITERACY	02.175	9428	10,000,000.00	9,476,014.41	---	523,985.59

Federal Stimulus - Elementary and
Secondary Education Fund (2256)

EDUCATION TECHNOLOGY	18.005	5672	2,524,589.00	829,865.66	1,694,723.34	---
TITLE I DISADVANTAGED	18.010	5673	29,743,037.00	15,124,945.97	14,618,091.03	---
TITLE I SCHOOL IMPROVE	18.010	5676	37,000,000.00	17,539,102.13	19,460,897.87	---
HOMELESS CHILDREN	18.015	5678	437,380.00	248,152.34	189,227.66	---

Division of Special Education

Elementary and Secondary Education
Fund (0105)

BOARD OPERATED PS	02.015	0020	485,008.00	97,591.04	---	387,416.96
BOARD OPERATED E&E	02.015	2301	3,201,668.00	2,017,527.58	---	1,184,140.42
BD OPERATING MEDICAID E&E	02.015	3574	500,000.00	129,546.57	---	370,453.43
Assistive Technology Fund (0188)						
MO ASSISTIVE TECH-PS	02.245	2346	226,265.00	154,398.00	---	71,867.00
MO ASSISTIVE TECH-EE	02.245	2350	588,831.00	284,487.27	---	304,343.73

Federal Stimulus - Elementary and
Secondary Education Fund (2256)

SPECIAL EDUCATION GRANT	18.020	5679	50,000,000.00	33,507,223.80	16,492,776.20	---
FIRST STEPS	18.025	5682	84,402.00	84,402.00	---	---
ARRA FIRST STEPS	02.045	8149	291,971.00	290,955.50	---	1,015.50

Division of Vocational Rehabilitation

Vocational Rehabilitation Fund (0104)

VOCATIONAL REHAB GRANT	02.145	0507	40,713,797.00	34,700,452.89	---	6,013,344.11
DISABILITY DETERMIN GRANT	02.150	0512	21,000,000.00	17,218,819.17	---	3,781,180.83
ADULT LEARN&REHAB SERV PS	02.050	0523	27,121,665.00	25,930,253.96	---	1,191,411.04
VOC REHAB GRANT FROM DMH	02.145	1294	1,000,000.00	1,000,000.00	---	---
ADULT LEARN&REHAB SERV EE	02.050	2317	2,914,668.00	2,295,744.90	---	618,923.10
INDEPENDENT LIVING CNTRS	02.155	2808	1,292,546.00	1,285,851.24	---	6,694.76
DARTMOUTH GRANT E&E	02.160	6945	80,000.00	69,902.48	---	10,097.52

Federal Stimulus - Elementary and
Secondary Education Fund (2256)

VOCATIONAL REHAB GRANT	18.018	5549	441,567.00	157,623.04	283,943.96	---
------------------------	--------	------	------------	------------	------------	-----

DEPARTMENT OF HIGHER EDUCATION

Higher Education Administration

Higher Education Fund (0116)

IMPROVE TEACHER GRNT PS	03.020	0795	35,000.00	35,000.00	---	---
IMPROVE TEACHER GRNT E&E	03.020	0796	20,400.00	9,096.32	---	11,303.68
COORDINATION ADMIN EE	03.005	1064	27,200.00	15,586.45	---	11,613.55
COORDINATION ADMIN PS	03.005	1110	249,621.00	249,620.65	---	0.35
IMPROVING TEACHER GRANT	03.020	1305	1,727,022.00	1,231,855.05	---	495,166.95
ACCESS CHALLENGE GRNT PS	03.030	4454	242,000.00	209,701.26	---	32,298.74
CHALLENGE	03.030	4457	459,306.00	324,200.63	---	135,105.37

**STATE OF MISSOURI
SUMMARY OF APPROPRIATION ACTIVITY
GENERAL FUND - FEDERAL FUNDS
FOR THE APPROPRIATION YEAR 2012**

	H.B. No.	Appr. No.	Appropriations	Expenditures and Transfers Out	Biennial Rollovers to 2013	Lapse of Appropriations
ACCESS CHALLENGE GRNT	03.030	4460	1,820,000.00	1,347,531.59	---	472,468.41
FED GRANTS/DONATIONS E&E	03.025	5316	1,899,000.00	---	---	1,899,000.00
FED GRANTS/DONATIONS	03.025	6229	1,000.00	---	---	1,000.00
GEAR-UP Scholarship Fund (0737)						
GEAR UP SCHOLARSHIPS	03.115	5655	450,000.00	82,600.00	---	367,400.00
<u>DEPARTMENT OF HEALTH AND SENIOR SERVICES</u>						
Health Fund (0143)						
HEALTH LEASING	13.005	4182	1,985,593.00	1,829,570.19	---	156,022.81
REFUNDS	10.620	7330	21,019.00	21,018.50	---	0.50
HEALTH STATE OWNED	13.010	7758	921,047.00	918,648.40	---	2,398.60
DHSS Disaster Fund (0178)						
DHSS DISASTER FUND	10.630	1689	1.00	---	---	1.00
Federal Stimulus - Health and Senior Services Fund (2264)						
ARRA GRANTS	18.145	5717	481,953.00	190,495.52	291,457.48	---
ST PRIM CARE OFFIC GNT PS	18.145	6921	58,899.00	37,109.62	21,789.38	---
ARRA GRANTS PS	18.145	7835	41,072.00	34,158.56	6,913.44	---
<u>Office of the Director</u>						
Health Fund (0143)						
DIRECTOR'S OFFICE PS	10.600	8445	1,644,108.00	1,383,698.61	---	260,409.39
DIRECTOR'S OFFICE E&E	10.600	8446	401,317.00	79,811.64	---	321,505.36
<u>Administration</u>						
Health Fund (0143)						
FEDERAL GRANTS E&E	10.625	2123	1,350,000.00	691,807.60	---	658,192.40
ADMIN SHARED EXPENSES E&E	10.605	6806	65,315.00	18,965.23	---	46,349.77
DIVISION OF ADMIN PS	10.605	7695	2,337,172.00	2,131,608.15	---	205,563.85
DIVISION OF ADMIN E&E	10.605	7696	2,354,959.00	1,755,446.74	---	599,512.26
<u>Division of Community and Public Health</u>						
Health Fund (0143)						
DIV COMM&PUBLIC HLTH PS	10.635	1217	14,645,038.00	13,335,540.46	---	1,309,497.54
DIV COMM&PUBLIC HLTH E&E	10.635	1218	2,789,779.00	2,776,880.15	---	12,898.85
DIV COMM&PUBLIC HLTH PROG	10.645	1256	39,093,922.00	39,093,922.00	---	---
MEDICATIONS	10.645	1493	15,475,564.00	15,475,564.00	---	---

SUMMER FOOD SVS PRGM DIST	10.650	1662	8,781,754.00	8,781,753.24	---	0.76
DCPH MEDICAID PS	10.635	1964	1,107,607.00	1,080,791.94	---	26,815.06
DCPH MEDICAID E&E	10.635	1966	86,388.00	50,830.85	---	35,557.15
DCPH PROG MEDICAID	10.645	1974	248,980.00	248,729.43	---	250.57
HEAD INJRY SVS MEDICAID	10.645	2002	193,947.00	190,890.12	---	3,056.88
MEDICAL LOAN PROGRAM	10.660	3934	174,446.00	22,500.00	---	151,946.00
PUBLIC HEALTH LAB PS	10.675	4174	598,036.00	597,903.75	---	132.25
PUBLIC HEALTH LAB E&E	10.675	4175	1,167,389.00	1,167,389.00	---	---
SEXUAL ASSAULT PREVENTION	10.645	4659	889,134.00	710,541.56	---	178,592.44
CTR ER RESP/TERRORISM E&E	10.670	5641	20,179,535.00	14,816,374.46	---	5,363,160.54
CTR ER RESP/TERRORISM PS	10.670	5903	3,136,731.00	2,762,111.33	---	374,619.67
OFC OF MINORITY HLTH PS	10.665	7146	88,781.00	19,254.46	---	69,526.54
OFC OF MINORITY HLTH E&E	10.665	7147	109,409.00	---	---	109,409.00
WIC SUPP FOOD DISTRIBUT	10.650	7730	123,937,894.00	123,937,893.43	---	0.57
VACCINATIONS	10.645	8124	1.00	---	---	1.00
CHILD-ADULT CARE FOOD PRG	10.650	8456	51,228,641.00	51,228,640.80	---	0.20
Federal Stimulus - Health and Senior Services Fund (2264)						
IMMUNIZATIONS	18.150	5718	24,258.00	21,269.73	2,988.27	---
CHRONIC DISEASE MGMT	18.155	5721	1,338,381.00	1,280,441.48	57,939.52	---
HEALTH CARE INFECTIONS	18.160	5722	80,220.00	80,220.00	---	---
WIC INFO TECHNOLOGY	18.165	5727	810,352.00	595,931.00	214,421.00	---
HEALTH PROFESSIONAL LOAN	18.170	5729	20,000.00	20,000.00	---	---
HEALTH CARE INFECTIONS PS	18.160	6958	27,960.00	27,960.00	---	---
DHSS ARRA GRANTS	10.625	8224	1,650,000.00	422,953.72	---	1,227,046.28
<u>Division of Senior and Disability Services</u>						
Health Fund (0143)						
DIV SENIOR&DISABILITY PS	10.680	1260	3,366,982.00	3,262,869.29	---	104,112.71
DIV SENIOR&DISABILITY E&E	10.680	1261	351,917.00	314,244.07	---	37,672.93
DSDS MEDICAID PS	10.680	2012	4,895,006.00	4,769,216.11	---	125,789.89
DSDS MEDICAID E&E	10.680	2013	495,881.00	452,070.21	---	43,810.79
IN HOME SVS MEDICAID	10.695	2029	386,465,482.00	374,700,912.11	---	11,764,569.89
ALZHEIMER'S SERVICE	10.710	2909	132,835.00	86,193.04	---	46,641.96
HOME & COMMUNITY SVS PRGM	10.690	2980	1,667,028.00	32,196.88	---	1,634,831.12
AAA CONTRACTS	10.715	2981	31,536,227.00	29,885,345.61	---	1,650,881.39
FEDERAL GRANTS PS	10.625	3946	1.00	---	---	1.00
IN HOME SVS PGR MEDICD PS	10.695	8164	1,324,593.00	1,324,592.83	---	0.17
<u>Division of Regulation and Licensure</u>						
Health Fund (0143)						
DIV OF REG&LICENSURE PS	10.735	1266	7,418,983.00	7,414,361.18	---	4,621.82
DIV OF REG&LICENSURE E&E	10.735	1269	824,837.00	821,868.91	---	2,968.09
CHILD CARE IMPROVE PRGM	10.740	1812	711,675.00	322,901.81	---	388,773.19
DRL MEDICAID PS	10.735	2018	3,452,740.00	3,447,425.19	---	5,314.81
DRL MEDICAID E&E	10.735	2021	218,487.00	212,042.25	---	6,444.75

**STATE OF MISSOURI
SUMMARY OF APPROPRIATION ACTIVITY
GENERAL FUND - FEDERAL FUNDS
FOR THE APPROPRIATION YEAR 2012**

	H.B. No.	Appr. No.	Appropriations	Expenditures and Transfers Out	Biennial Rollovers to 2013	Lapse of Appropriations
<u>DEPARTMENT OF TRANSPORTATION</u>						
Multimodal Operations Fund (0126)						
FRINGES MULTIMODAL PS	04.405	0102	223,978.00	183,462.06	---	40,515.94
GRANTS-SEC 5303	04.480	0437	17,909,562.00	5,410,541.27	---	12,499,020.73
GRANTS-SEC 5309 (SEC 3)	04.475	1316	14,905,262.00	5,470,523.04	---	9,434,738.96
HIGH SPEED RAIL STUDY	04.485	1880	41,422,000.00	803,673.86	---	40,618,326.14
NEW FREEDOM PRGM	04.460	2263	2,038,639.00	255,103.98	---	1,783,535.02
JOB ACCESS & REV COM GNTS	04.470	2264	4,694,657.00	1,493,746.09	---	3,200,910.91
SUPPORT TO MULTIMODAL DIV	04.440	4272	83,500.00	68,607.68	---	14,892.32
CI GRANTS SEC 5310 (16)	04.460	8493	5,100,000.00	1,062,184.70	---	4,037,815.30
SMALL URBAN&RURAL TRAN	04.470	8726	26,040,000.00	16,144,941.53	---	9,895,058.47
MULTIMODAL OPS ADMIN PS	04.435	8901	486,452.00	328,869.79	---	157,582.21
MULTIMODAL OPS ADMIN E&E	04.435	8902	400,000.00	350,846.87	---	49,153.13
FEDERAL AVIATION ASSIST	04.520	8905	49,413,820.00	15,019,280.50	---	34,394,539.50
Transportation - Highway Safety Fund (0149)						
MAINTENANCE PS	04.415	6309	299,948.00	257,779.85	---	42,168.15
MAINTENANCE E&E	04.415	6310	55,000.00	50,578.28	---	4,421.72
FRINGES MAINTENANCE PS	04.405	6312	187,664.00	97,783.76	---	89,880.24
FRINGES MAINTENANCE E&E	04.405	6313	3,010.00	2,115.00	---	895.00
HIGHWAY SAFETY GRANTS	04.415	6314	30,000,000.00	22,757,189.73	---	7,242,810.27
MCSAP/Division of Transportation Fund (0185)						
MOTOR CARRIER SFTY ASSIST	04.415	6315	2,000,000.00	1,219,027.30	---	780,972.70
<u>DEPARTMENT OF LABOR AND INDUSTRIAL RELATIONS</u>						
Labor and Industrial Relations - Commission on Human Rights Fund (0117)						
DOLIR LEASING	13.005	2464	6,997.00	6,995.31	---	1.69
DOLIR STATE OWNED	13.010	7714	29,192.00	28,708.18	---	483.82
Labor and Industrial Relations Administrative Fund (0122)						
DOLIR STATE OWNED	13.010	7715	244,198.00	244,197.04	---	0.96
Division of Labor Standards Fund (0186)						
DOLIR STATE OWNED	13.010	7721	5,913.00	5,824.28	---	88.72
Unemployment Compensation Administration Fund (0948)						
DOLIR LEASING	13.005	3233	79,823.00	76,752.17	---	3,070.83
DOLIR STATE OWNED	13.010	7723	872,689.00	872,689.00	---	---

Labor Director and AdministrationLabor and Industrial Relations Administrative
Fund (0122)

DIRECTOR AND STAFF PS	07.800	1869	2,368,405.00	2,358,814.81	---	9,590.19
DIRECTOR AND STAFF EE	07.800	1870	1,510,397.00	884,041.30	---	626,355.70
LIFE INSURANCE COSTS	07.800	2926	75,000.00	56,304.33	---	18,695.67

Unemployment Compensation Administration
Fund (0948)

DIRECTOR AND STAFF PS	07.800	5831	1.00	---	---	1.00
DIRECTOR AND STAFF E&E	07.800	5834	1,764,700.00	1,305,027.99	---	459,672.01

Division of Labor Standards

Division of Labor Standards Fund (0186)

ADMINISTRATION/LS PS	07.820	2320	1.00	---	---	1.00
ADMINISTRATION/LS E&E	07.820	2507	32,670.00	---	---	32,670.00
ON-SITE CONSULT/LS PS	07.825	5890	679,471.00	539,876.47	---	139,594.53
ON-SITE CONSULT/LS E&E	07.825	5891	290,893.00	147,050.42	---	143,842.58
MINE SAFETY TRNG PRGM PS	07.830	5892	176,827.00	90,387.55	---	86,439.45
MINE SAFETY TRNG PRGM E&E	07.830	5893	165,081.00	57,443.51	---	107,637.49

Division of Employment SecurityUnemployment Compensation Administration
Fund (0948)

ADMIN EMP SEC PS	07.880	0694	22,761,140.00	22,569,380.58	---	191,759.42
ADMIN EMP SEC E&E	07.880	0696	6,942,111.00	6,868,395.90	---	73,715.10
EMPLOYMENT & TRAINING PAY	07.885	3910	7,000,000.00	2,833,185.70	---	4,166,814.30

Federal Stimulus - Labor and Industrial
Relations Fund (2272)

ADMIN EMP SECURITY PS	18.115	5627	50,000.00	---	50,000.00	---
ADMIN EMP SECURITY EE	18.115	5633	50,000.00	4,014.35	45,985.65	---

Commission on Human RightsLabor and Industrial Relations - Commission
on Human Rights Fund (0117)

COMM ON HUMAN RIGHTS PS	07.910	5996	895,097.00	717,367.39	---	177,729.61
COMM ON HUMAN RIGHTS E&E	07.910	5998	161,866.00	158,221.89	---	3,644.11

Labor and Industrial Relations CommissionUnemployment Compensation Administration
Fund (0948)

INDUSTRIAL COMMISSION PS	07.815	3094	457,120.00	416,568.86	---	40,551.14
INDUSTRIAL COMMISSION E&E	07.815	3095	71,484.00	24,370.33	---	47,113.67

**STATE OF MISSOURI
SUMMARY OF APPROPRIATION ACTIVITY
GENERAL FUND - FEDERAL FUNDS
FOR THE APPROPRIATION YEAR 2012**

	H.B. No.	Appr. No.	Appropriations	Expenditures and Transfers Out	Biennial Rollovers to 2013	Lapse of Appropriations
<u>DEPARTMENT OF MENTAL HEALTH</u>						
Mental Health Intergovernmental Transfer Fund (0147)						
REFUNDS	10.035	4411	100.00	---	---	100.00
Mental Health Fund (0148)						
REFUNDS	10.035	4406	102,638.00	102,637.55	---	0.45
MENTAL HEALTH STATE OWNED	13.010	7752	239,290.00	211,759.36	---	27,530.64
DMH FEDERAL FUND PS	10.050	9373	112,982.00	45,472.50	---	67,509.50
<u>Office of the Director</u>						
Mental Health Intergovernmental Transfer Fund (0147)						
DMH INTERGOVERNMENTAL	10.065	5906	8,000,000.00	6,086,173.00	---	1,913,827.00
Mental Health Fund (0148)						
DIRECTOR'S OFFICE PS	10.005	0670	102,325.00	93,535.30	---	8,789.70
SHELTER PLUS CARE GRANTS	10.060	1681	10,152,802.00	10,084,936.30	---	67,865.70
REV MAX CONTRACTS	10.025	1688	1.00	---	---	1.00
DIRECTOR'S OFFICE E&E	10.005	2045	76,223.00	11,330.86	---	64,892.14
HOUSING FOR VETERANS	10.060	2781	715,000.00	604,622.48	---	110,377.52
MH TRANSF GRANT PS	10.020	3621	726,856.00	233,777.41	---	493,078.59
MH TRANSF GRANT E&E	10.020	3623	2,060,214.00	1,737,461.38	---	322,752.62
OPERATIONAL SUPPORT PS	10.025	5311	791,523.00	539,478.55	---	252,044.45
OPERATIONAL SUPPORT E&E	10.025	5312	847,016.00	557,198.07	---	289,817.93
DMH INTERGOVERNMENTAL	10.065	5905	11,000,000.00	10,547,259.00	---	452,741.00
HEALTHCARE TECHNOLOGY PS	10.025	6979	10,000.00	---	---	10,000.00
<u>Division of Alcohol and Drug Abuse</u>						
Mental Health Fund (0148)						
MENTAL HEALTH LEASING	13.005	0665	3,832.00	1,036.68	---	2,795.32
ADA TREATMENT SVS E&E	10.110	2051	3,036,012.00	2,531,459.18	---	504,552.82
ADA ADMIN PS	10.100	2151	864,468.00	665,657.77	---	198,810.23
ADA ADMIN E&E	10.100	2152	180,565.00	115,607.39	---	64,957.61
PREVENTION & EDU SVS	10.105	2154	3,315,184.00	2,385,163.67	---	930,020.33
SATOP	10.120	3899	407,458.00	---	---	407,458.00
PREVENTION & EDU SVS PS	10.105	4143	368,824.00	165,983.43	---	202,840.57
PREVENTION & EDU SVS E&E	10.105	4144	42,363.00	41,827.58	---	535.42
TOBACCO INVESTIGTNS PS	10.105	4145	19,074.00	16,608.20	---	2,465.80
TOBACCO INVESTIGTNS E&E	10.105	4146	103,622.00	3,616.13	---	100,005.87

ADA TREATMENT SERVICES	10.110	4149	20,048,595.00	20,048,043.17	---	551.83
ADA TREATMENT SVS PS	10.110	4150	779,722.00	678,476.96	---	101,245.04
COMMUNITY 2000	10.105	4650	2,059,693.00	1,911,863.40	---	147,829.60
SCHOOL BASED PREVENTION	10.105	4651	1,227,356.00	1,039,045.78	---	188,310.22
ADA FED MEDICAID	10.110	6677	25,575,951.00	25,575,949.95	---	1.05
ACCESS RECOVERY GRANT PS	10.110	7037	156,900.00	156,889.74	---	10.26
ACCESS RECOVERY GRANT E&E	10.110	7038	693,550.00	32,118.15	---	661,431.85
ACCESS RECOVERY TREATMENT	10.110	7039	3,789,796.00	3,654,373.00	---	135,423.00
SATOP PS	10.120	7246	20,406.00	19,696.00	---	710.00
ADA PREVENTION PS	10.105	7831	256,558.00	256,170.60	---	387.40
ADA PREVENTION E&E	10.105	7832	132,185.00	77,162.38	---	55,022.62

Division of Comprehensive Psychiatric Services

Mental Health Fund (0148)

CTR FOR BEHAV MED PS	10.340	0208	97,274.00	89,168.00	---	8,106.00
METRO STL PSY CTR PS	10.320	0874	289,680.00	265,540.00	---	24,140.00
NW MO PSY REHAB CENTER PS	10.305	1003	577,400.00	500,217.00	---	77,183.00
STL PSY REHAB CTR PS	10.310	1004	300,890.00	277,133.98	---	23,756.02
ADULT COMMUNITY PRGM PS	10.210	1480	216,000.00	190,684.85	---	25,315.15
YOUTH COMMUNITY PRGM PS	10.225	1483	200,807.00	178,426.61	---	22,380.39
HOMELESS MENTALLY ILL	10.210	1686	936,000.00	914,655.51	---	21,344.49
CPS ADMIN PS	10.200	1846	567,963.00	535,325.90	---	32,637.10
CPS ADMIN E&E	10.200	1847	366,601.00	68,005.90	---	298,595.10
DMH FEDERAL FUND E&E	10.050	2049	4,065,378.00	3,780,726.58	---	284,651.42
ADULT COMMUNITY PRGM E&E	10.210	2054	1,142,633.00	384,512.33	---	758,120.67
ADULT COMMUNITY PROGRAM	10.210	2055	23,247,787.00	19,677,898.86	---	3,569,888.14
YOUTH COMMUNITY PRGM E&E	10.225	2058	1,091,107.00	160,503.23	---	930,603.77
YOUTH COMMUNITY PROGRAM	10.225	2059	4,696,148.00	3,910,277.13	---	785,870.87
SUICIDE PREVENTION PS	10.200	2075	24,892.00	16,759.81	---	8,132.19
STAFF TRAINING	10.030	2247	450,000.00	205,879.53	---	244,120.47
FORENSIC SUPPORT SVC PS	10.220	2630	4,094.00	4,087.92	---	6.08
SEMO MHC-SORTS PS	10.330	2631	27,118.00	24,858.00	---	2,260.00
FULTON HSP PHAR CONTR E&E	10.300	2634	223,224.00	223,224.00	---	---
NW MO PRC PHAR CONTR E&E	10.305	2635	105,903.00	105,903.00	---	---
STL PRC PHAR CONTR E&E	10.310	2636	93,210.00	93,210.00	---	---
SEMO MHC PHAR CONTR E&E	10.330	2638	219,538.00	219,538.00	---	---
CTR BEHAV MED PHAR CNT EE	10.340	2640	133,930.00	130,517.00	---	3,413.00
HAWTHORN CPH PHAR CNT E&E	10.350	2641	93,210.00	93,210.00	---	---
CTR FOR BEHAV MED E&E	10.340	2642	499,997.00	302,212.17	---	197,784.83
MEDICATION COST INCREASES	10.235	2767	916,243.00	841,405.77	---	74,837.23
SW MO PSY REHAB CTR PS	10.315	3042	167,168.00	141,831.39	---	25,336.61
SW MO PSY REHAB CTR E&E	10.315	3047	26,593.00	26,593.00	---	---
HEALTHCARE TECHNOLOGY E&E	10.025	3628	1,706,650.00	126,453.00	---	1,580,197.00
SUICIDE PREVENTION E&E	10.200	4654	620,401.00	488,455.68	---	131,945.32
HAWTHORN PSY HOSPTL PS	10.350	5567	1,528,169.00	1,399,932.50	---	128,236.50
HAWTHORN PSY HOSPTL E&E	10.350	5568	98,684.00	90,460.00	---	8,224.00

**STATE OF MISSOURI
SUMMARY OF APPROPRIATION ACTIVITY
GENERAL FUND - FEDERAL FUNDS
FOR THE APPROPRIATION YEAR 2012**

	H.B. No.	Appr. No.	Appropriations	Expenditures and Transfers Out	Biennial Rollovers to 2013	Lapse of Appropriations
ADULT CP FED MEDICAID	10.210	6678	94,800,946.00	88,241,126.85	---	6,559,819.15
YOUTH CP FED MEDICAID	10.225	6679	28,148,681.00	27,977,517.35	---	171,163.65
CPS FACILITY SUPPORT-E&E	10.205	6773	2,555,545.00	1,819,857.37	---	735,687.63
SOUTHEAST MO MHC PS	10.330	6938	126,250.00	115,729.00	---	10,521.00
COTTONWOOD TRMT CTR PS	10.355	7014	1,677,345.00	1,625,323.27	---	52,021.73
COTTONWOOD TRMT CTR E&E	10.355	7015	350,000.00	336,343.69	---	13,656.31
STAFF TRAINING PS	10.030	7025	50,000.00	7,350.00	---	42,650.00
NW MO PSY REHAB OVERTIME	10.305	7189	11,082.00	11,082.00	---	---
STL PSY REHAB OVERTIME	10.310	7191	917.00	917.00	---	---
HAWTHORN HOSP OVERTIME	10.350	7194	7,116.00	7,116.00	---	---
COTTONWOOD TRMT OVERTIME	10.355	7196	1,103.00	1,103.00	---	---
METRO STL PSY OVERTIME	10.320	7198	1,126.00	1,126.00	---	---
CHILD SYSTEM OF CARE PS	10.055	7243	140,773.00	19,937.28	---	120,835.72
CHILD SYSTEM OF CARE E&E	10.055	7244	310,609.00	112,308.12	---	198,300.88
CHILD SYSTEM OF CARE PRG	10.055	7245	3,519,307.00	1,308,482.29	---	2,210,824.71
FULTON STATE HOSPITAL PS	10.300	7356	897,777.00	748,147.00	---	149,630.00
FULTON STATE HOSPITAL E&E	10.300	7357	810,850.00	235,497.20	---	575,352.80
ACP INPTNT RDS MEDICAID	10.210	7830	1,363,141.00	844,317.11	---	518,823.89
CPS FAC SUPPORT MEDICAID	10.205	7935	6,370,000.00	6,271,892.50	---	98,107.50
<u>Division of Developmental Disabilities</u>						
Mental Health Fund (0148)						
BELLEFONTAINE MEDICAID PS	10.555	0886	8,340,360.00	7,718,625.60	---	621,734.40
DD COMMUNITY PROGRAMS PS	10.410	1683	184,788.00	184,787.54	---	0.46
DD COMMUNITY PROGRAMS E&E	10.410	1684	41,776.00	41,776.00	---	---
DD ADMIN PS	10.400	1913	303,009.00	303,008.21	---	0.79
DD ADMIN E&E	10.400	1914	60,881.00	60,881.00	---	---
COMMUNITY PROGRAMS	10.410	1922	8,782,726.00	8,407,184.92	---	375,541.08
COMMUNITY PRG-MEDICAID MT	10.410	2074	15,764,883.00	15,740,432.70	---	24,450.30
DD COM SUP STAFF PS	10.415	2200	10,906,353.00	8,816,274.03	---	2,090,078.97
DD COM SUP STAFF E&E	10.415	2201	685,150.00	570,420.00	---	114,730.00
BELLEFONTAINE MEDICAID EE	10.555	2347	1,464,441.00	965,458.92	---	498,982.08
HIGGINSVILLE MEDICAID PS	10.560	3027	6,005,625.00	6,004,492.44	---	1,132.56
DEV DISABILITS GRANT PS	10.420	4163	372,505.00	324,699.53	---	47,805.47
DEV DISABILITS GRANT E&E	10.420	4164	1,187,593.00	848,433.81	---	339,159.19
MARSHALL HC MEDICAID PS	10.565	5535	10,986,076.00	9,138,288.35	---	1,847,787.65
ST LOUIS DDTC MEDICAID PS	10.575	5538	11,680,651.00	11,680,318.89	---	332.11
ST LOUIS DDTC MEDICAID EE	10.575	5543	392,613.00	112,299.36	---	280,313.64
DD FED MEDICAID	10.410	6680	348,663,910.00	348,663,909.03	---	0.97

OVERTIME PAY PS	14.070	6916	922,132.00	918,867.46	---	3,264.54
DD POOL MEDICAID PS	10.405	7124	3,345,084.00	3,343,737.83	---	1,346.17
ALBANY RO PS	10.500	7125	15,383.00	15,022.78	---	360.22
CENTRAL MO RO PS	10.505	7126	47,836.00	47,184.00	---	652.00
HANNIBAL RO PS	10.510	7127	61,327.00	61,327.00	---	---
KANSAS CITY RO PS	10.520	7129	81,643.00	78,608.83	---	3,034.17
ROLLA RO PS	10.535	7132	127,698.00	120,720.13	---	6,977.87
ST. LOUIS RO PS	10.550	7135	92,395.00	92,395.00	---	---
ALBANY RO E&E	10.500	7136	858.00	785.59	---	72.41
NEVADA HC MEDICAID PS	10.570	7794	4,409,906.00	4,409,906.00	---	---
SE MO RES SVS MEDICAID PS	10.580	7795	3,163,384.00	3,157,893.22	---	5,490.78
SE MO RES OVERTIME MEDIC	10.580	7796	82,281.00	82,281.00	---	---
HIGGINSVILLE MEDICAID E&E	10.560	7841	916,558.00	677,080.05	---	239,477.95
NEVADA NC MEDICAID E&E	10.570	7842	1,259,124.00	457,136.15	---	801,987.85
SE MO RES SVS MEDICAID EE	10.580	7843	579,079.00	394,969.48	---	184,109.52
DD POOL MEDICAID E&E	10.405	7939	1,760,323.00	411,305.24	---	1,349,017.76
BELLEFONTAINE MED OVRTIME	10.555	7942	38,167.00	38,166.82	---	0.18
NW COMMUNITY SRVS MED-PS	10.560	7944	1,399,421.00	1,399,421.00	---	---
HIGGINSVILLE HC MED OVT	10.560	7947	90,992.00	90,992.00	---	---
MARSHALL HC MEDICAID E&E	10.565	7948	351,690.00	38,572.35	---	313,117.65
MARSHALL HC MEDICIAD OVT	10.565	7952	53,935.00	53,935.00	---	---
Federal Budget Stabilization - Medicaid Reimbursement Fund (2000)						
BELLEFONTAINE HAB CNT	17.245	6589	7,117,169.00	---	7,117,169.00	---

DEPARTMENT OF NATURAL RESOURCES

Natural Resources Fund (0140)						
JOBS NOW PROJECTS	06.255	1005	1,000.00	---	---	1,000.00
REFUND ACCOUNTS	06.265	2736	1,246.00	1,245.01	---	0.99
DNR LEASING	13.005	4306	367,649.00	330,078.88	---	37,570.12
DNR STATE OWNED	13.010	7689	347,518.00	342,249.14	---	5,268.86
CIVIL WAR COMM E&E	06.240	7824	1.00	---	---	1.00
FED FUNDING OPPORTUNITIES	06.275	7881	1.00	---	---	1.00
Abandoned Mined Reclamation Fund (0697)						
REFUND ACCOUNTS	06.265	3545	165.00	---	---	165.00

Department Operations

Natural Resources Fund (0140)						
DEPT OPERATIONS PS	06.200	1810	1,002,117.00	454,934.60	---	547,182.40
DEPT OPERATIONS E&E	06.200	1811	413,142.00	102,284.58	---	310,857.42

Water Resources Center

Natural Resources Fund (0140)						
WATER RESOURCES PS	06.210	5247	351,012.00	182,188.51	---	168,823.49
WATER RESOURCES E&E	06.210	5248	190,209.00	190,209.00	---	---

**STATE OF MISSOURI
SUMMARY OF APPROPRIATION ACTIVITY
GENERAL FUND - FEDERAL FUNDS
FOR THE APPROPRIATION YEAR 2012**

	H.B. No.	Appr. No.	Appropriations	Expenditures and Transfers Out	Biennial Rollovers to 2013	Lapse of Appropriations
<u>Soil and Water Conservation Program</u>						
Natural Resources Fund (0140)						
DEMONSTRATION PROJECTS	06.210	8046	100,000.00	---	---	100,000.00
<u>Division of Energy</u>						
Natural Resources Fund (0140)						
ENERGY DIV OPERATING PS	06.205	3294	1,563,278.00	374,915.88	---	1,188,362.12
ENERGY DIV OPERATING E&E	06.205	3296	200,577.00	67,387.17	---	133,189.83
ENERGY EFFICIENT SERVICES	06.205	3297	10,025,663.00	2,106,491.87	---	7,919,171.13
Federal Stimulus - Natural Resources Fund (2280)						
ENERGY EFFICIENT SVS PS	18.075	5558	2,334,423.00	2,024,642.68	309,780.32	---
ENERGY EFFICIENT SVS E&E	18.075	5559	339,659.00	184,218.43	155,440.57	---
ENERGY EFFICIENT SVS	18.075	6708	98,571,686.00	82,611,577.18	15,960,108.82	---
PSC ENERGY EFFICIENT PS	18.075	6960	312,709.00	108,699.09	204,009.91	---
PSC ENERGY EFFICIENT E&E	18.075	6961	162,504.00	79,189.17	83,314.83	---
<u>Division of Environmental Quality</u>						
Natural Resources Fund (0140)						
HAZARD MAT ANALYSIS	06.210	0884	100,000.00	---	---	100,000.00
ENVIRONMENT EMERG RESPONS	06.210	1358	250,000.00	---	---	250,000.00
ENVIRONMENTAL QUALITY PS	06.210	1860	386,882.00	386,736.47	---	145.53
ENVIRONMENTAL QUALITY E&E	06.210	1871	145,785.00	---	---	145,785.00
TECHNCL ASSIST GRANTS DEQ	06.210	2231	978,386.00	904,354.71	---	74,031.29
LEAKING UNDRGRD STOR TANK	06.210	2506	420,000.00	212,388.19	---	207,611.81
WATER QUALITY STUDY GRANT	06.210	3476	15,236,585.00	2,847,064.91	---	12,389,520.09
REGIONAL OFFICES PS	06.210	5341	3,011,269.00	2,879,886.99	---	131,382.01
REGIONAL OFFICES E&E	06.210	5350	514,274.00	295,070.17	---	219,203.83
AIR POLLUTION CNTRL PS	06.210	5367	472,249.00	471,508.79	---	740.21
AIR POLLUTION CNTRL E&E	06.210	5372	615,948.00	94,943.25	---	521,004.75
HAZARDOUS WASTE PS	06.210	5376	3,689,740.00	3,514,199.87	---	175,540.13
HAZARDOUS WASTE E&E	06.210	5382	410,684.00	406,632.56	---	4,051.44
LAND RECLAMATION PS	06.210	5397	526,019.00	504,540.09	---	21,478.91
LAND RECLAMATION E&E	06.210	5402	119,012.00	80,112.39	---	38,899.61
ENVIRONMENTAL SVS PS	06.210	5408	1,450,719.00	1,405,509.42	---	45,209.58
ENVIRONMENTAL SVS E&E	06.210	5418	915,274.00	624,948.60	---	290,325.40
SOLID WASTE MGMT E&E	06.210	6058	4,000.00	2,854.92	---	1,145.08
SOLID WASTE MGMT PS	06.210	6667	73,231.00	52,155.62	---	21,075.38

WATER PROTECTION PRG PS	06.210	7173	3,096,623.00	3,060,856.31	---	35,766.69
WATER PROTECTION PRG E&E	06.210	7177	1,801,429.00	1,340,660.37	---	460,768.63
CLEANUP CONTROLLED SUBST	06.210	7182	124,999.00	96,926.08	---	28,072.92
AIR POLL CONTROL GRANTS	06.210	7452	4,856,723.00	2,585,750.98	---	2,270,972.02
ABANDNED MINE LAND RECLMT	06.210	7455	2,750,000.00	1,770,965.62	---	979,034.38
SMALL OPERATOR ASSIST	06.210	7606	50,000.00	---	---	50,000.00
SUPERFUND CLEANUP	06.210	8053	975,000.00	473,055.95	---	501,944.05
Abandoned Mined Reclamation Fund (0697)						
LAND RECLAMATION-EE	06.210	6879	15.00	---	---	15.00
Federal Stimulus - Natural Resources Fund (2280)						
DRINKING WATER SETASIDE	18.080	5700	1,242,755.00	478,000.08	764,754.92	---
WATER QUALITY MGMT	18.085	5703	528,629.00	432,220.22	96,408.78	---

Division of Geology and Land Survey

Natural Resources Fund (0140)

DGLS OPERATION PS	06.210	2401	708,920.00	640,052.87	---	68,867.13
DGLS OPERATION E&E	06.210	2408	312,195.00	194,125.01	---	118,069.99
LAND SURVEY RESTOR PROJ	06.210	7772	60,000.00	---	---	60,000.00

Division of State Parks

Natural Resources Fund (0140)

HISTORIC PRESERVATION PS	06.240	1883	401,319.00	375,839.46	---	25,479.54
HISTORIC PRESERVATION E&E	06.240	1884	58,745.00	31,053.37	---	27,691.63
STATE PARK OPERATION PS	06.235	1946	151,399.00	97,661.47	---	53,737.53
STATE PARK OPERATION E&E	06.235	1947	31,306.00	11,253.75	---	20,052.25
DNR SPENDING AUTHORITY	17.105	6600	1,116,157.00	803,327.17	312,829.83	---
STATE PARK GRANTS	06.235	7819	319,856.00	193,509.57	---	126,346.43
OUTDOOR RECREATION GRANTS	06.235	7821	2,324,034.00	1,254,326.98	---	1,069,707.02
HISTORIC PRESERV GRANTS	06.240	7822	866,856.00	139,100.00	---	727,756.00
DNR M&R SPENDING AUTHORITY	21.090	7995	600,241.00	10,136.06	590,104.94	---
DNR CI SPENDING AUTHORITY	22.020	8070	50,000.00	---	50,000.00	---

DEPARTMENT OF PUBLIC SAFETY

State Emergency Management Fund (0145)

PUBLIC SAFETY LEASING	13.005	7470	3,348.00	3,098.75	---	249.25
PUBLIC SAFETY STATE OWNED	13.010	7729	1,968.00	1,925.04	---	42.96

Justice Assistance Grant Program Fund (0782)

PUBLIC SAFETY LEASING	13.005	4215	33,492.00	16,598.16	---	16,893.84
-----------------------	--------	------	-----------	-----------	-----	-----------

Office of the Director

Public Safety - Juvenile Accountability Incentive Block Grant Fund (0121)

JUV JUS ACCTABILITY GRANT	08.015	1584	1,013,625.00	841,379.75	---	172,245.25
DIRECTOR ADMIN PS	08.005	1603	60,390.00	50,468.79	---	9,921.21
DIRECTOR ADMIN E&E	08.005	1604	13,320.00	5,390.57	---	7,929.43

**STATE OF MISSOURI
SUMMARY OF APPROPRIATION ACTIVITY
GENERAL FUND - FEDERAL FUNDS
FOR THE APPROPRIATION YEAR 2012**

	H.B. No.	Appr. No.	Appropriations	Expenditures and Transfers Out	Biennial Rollovers to 2013	Lapse of Appropriations
Public Safety Fund (0152)						
NARCOTICS CONTROL ASSIST	08.020	0961	165,000.00	158,309.38	---	6,690.62
VICTIM OF CRIME ACT	08.040	0962	7,500,000.00	6,777,181.11	---	722,818.89
JUV JUS DELINQUENCY PREV	08.010	1377	1,377,450.00	1,369,861.18	---	7,588.82
DIRECTOR ADMIN E&E	08.005	1429	406,942.00	46,944.48	---	359,997.52
VIOLENCE AGAINST WOMEN	08.045	2331	2,499,500.00	2,340,446.52	---	159,053.48
RESIDENTIAL SUBST ABUSE	08.065	3390	250,000.00	155,707.61	---	94,292.39
DIRECTOR ADMIN PS	08.005	4340	331,672.00	326,194.23	---	5,477.77
NATL FORENSIC IMPRV PRGM	08.055	6043	257,287.00	251,781.02	---	5,505.98
Labor and Industrial Relations - Crime Victims Fund (0191)						
CRIME VICTIMS COMP	08.050	4052	2,712,671.00	2,598,025.66	---	114,645.34
Public Safety - Homeland Security Fund (0193)						
HOMELAND SECURITY GRNT PS	08.005	7115	363,297.00	206,904.11	---	156,392.89
HOMELAND SECURITY GRANTS	08.005	7116	52,554,000.00	48,695,566.83	---	3,858,433.17
Justice Assistance Grant Program Fund (0782)						
DIRECTOR ADMIN PS	08.005	2248	242,478.00	224,890.00	---	17,588.00
DIRECTOR ADMIN E&E	08.005	2250	165,800.00	160,569.12	---	5,230.88
NARCOTICS CONTROL ASSIST	08.020	2251	6,835,000.00	6,378,883.71	---	456,116.29
Federal Stimulus - Public Safety Fund (2284)						
VIOLENCE AGAINST WOMEN	18.130	5636	400,000.00	137,752.43	262,247.57	---
VICTIMS OF CRIME	18.135	5637	24,770.00	7,922.80	16,847.20	---
VIOLENCE AGAINST WOMEN PS	18.130	5764	30,000.00	11,692.52	18,307.48	---
VIOLENCE AGAINST WOMEN E&E	18.130	5765	9,457.00	482.55	8,974.45	---
VICTIMS OF CRIME E&E	18.135	5767	230.00	13.60	216.40	---
OSCA ARRA GRANT	18.125	7807	743,199.00	743,163.75	35.25	---
Federal Stimulus - Public Safety JAG Fund (2285)						
JUSTICE ASSISTANCE GRANT	18.140	5638	12,938,568.00	6,925,148.96	6,013,419.04	---
JUSTICE ASSISTANCE PS	18.140	5768	110,000.00	26,183.23	83,816.77	---
JUSTICE ASSISTANCE E&E	18.140	5769	15,000.00	13,836.20	1,163.80	---
<u>Division of Fire Safety</u>						
Public Safety Fund (0152)						
F S ADMIN E&E	08.160	2103	1.00	---	---	1.00

State Highway Patrol

Public Safety Fund (0152)

HIGH INTSTY DRUG TRAFFG	08.085	0625	2,200,000.00	2,128,823.98	---	71,176.02
SHP TECHNICAL SERVICE PS	08.135	0629	206,227.00	30,297.93	---	175,929.07
SHP ACADEMY E&E	08.120	0972	59,655.00	25,982.97	---	33,672.03
VEH & DRIVER SAFETY E&E	08.125	0974	600,000.00	554,941.13	---	45,058.87
SHP ENFORCEMENT PS	08.095	1135	3,017,571.00	2,109,391.86	---	908,179.14
SHP ENFORCEMENT E&E	08.095	1140	8,007,677.00	2,729,705.49	---	5,277,971.51
SHP TECHNICAL SERVICE E&E	08.135	2284	4,044,469.00	1,332,510.97	---	2,711,958.03
FRINGE BENEFITS PS	08.090	4345	2,082,898.00	1,509,518.87	---	573,379.13
FRINGE BENEFITS E&E	08.090	4348	115,037.00	54,227.55	---	60,809.45
CRIME LABS GRANTS	08.115	4372	100,000.00	---	---	100,000.00
STATE WATER PATROL E&E	08.100	5674	2,296,825.00	1,554,408.98	---	742,416.02
ST HWY PATROL LEASING	13.005	7879	8,110.00	8,083.42	---	26.58
STATE WATER PATROL PS	08.100	8414	555,725.00	328,373.18	---	227,351.82
CRIME LABS PS	08.115	9478	222,260.00	88,832.85	---	133,427.15
CRIME LABS E&E	08.115	9479	886,223.00	819,132.97	---	67,090.03

Federal Drug Seizure Fund (0194)

ST HWY PATROL LEASING	13.005	0810	77,778.00	76,234.01	---	1,543.99
VEHICLE REPLACEMENT	08.110	4534	375,000.00	375,000.00	---	---
SHP ENFORCEMENT E&E	08.095	7183	1,200,373.00	1,099,592.30	---	100,780.70
STATE WATER PATROL E&E	08.100	7184	20,000.00	120.00	---	19,880.00
DPS-SHP INSTIT	13.015	7743	9,092.00	9,092.00	---	---

Federal Stimulus - Public Safety Fund (2284)

MSHP RURAL LAW ENF GNT PS	18.125	6779	437,500.00	397,829.94	39,670.06	---
MSHP RURAL LAW ENF GNT EE	18.125	6981	359,300.00	299,815.75	59,484.25	---
FRINGE BENEFITS PS	08.090	6984	500,000.00	276,848.71	---	223,151.29
FRINGE BENEFITS E&E	08.090	6994	50,000.00	10,173.99	---	39,826.01
RURAL LAW ENF GRANT E&E	08.090	8269	200,000.00	186,349.56	---	13,650.44

Federal Stimulus - Public Safety JAG Fund (2285)

MSHP JAG GRANT PS	18.140	8231	951,140.00	349,975.57	601,164.43	---
MSHP JAG GRANT E&E	18.140	8232	110,292.00	23,551.12	86,740.88	---
FRINGE BENEFITS PS	08.090	8233	745,210.00	241,130.11	---	504,079.89
FRINGE BENEFITS E&E	08.090	8234	39,220.00	9,786.69	---	29,433.31

Alcohol and Tobacco Control

Public Safety Fund (0152)

ALCOHOL & TOBACCO CNTR PS	08.150	3088	100,000.00	52,749.34	---	47,250.66
ALCOHOL & TOBACCO CNTR EE	08.150	3089	100,000.00	62,776.50	---	37,223.50

Adjutant General

Adjutant General Fund (0190)

NG SPIINGFIELD AVCRAD	17.150	0775	29,561,283.00	2,217,436.33	27,343,846.67	---
A G FIELD SUPPORT PS	08.260	0909	95,167.00	---	---	95,167.00
NATIONAL GUARD LEASING	13.025	3195	927,156.00	538,445.82	---	388,710.18
DPS-ADJ GEN INSTIT	13.025	3722	4,026,903.00	3,205,133.89	---	821,769.11

**STATE OF MISSOURI
SUMMARY OF APPROPRIATION ACTIVITY
GENERAL FUND - FEDERAL FUNDS
FOR THE APPROPRIATION YEAR 2012**

	H.B. No.	Appr. No.	Appropriations	Expenditures and Transfers Out	Biennial Rollovers to 2013	Lapse of Appropriations
CONTRACT SERVICES PS	08.280	6463	11,798,335.00	8,581,682.12	---	3,216,652.88
CONTRACT SERVICES E&E	08.280	6464	7,106,972.00	6,437,009.90	---	669,962.10
CONTRACT SERVICES REFUNDS	08.280	6465	1,150,000.00	1,099,004.69	---	50,995.31
ADJ GN M&R NAT GUARD FAC	17.200	6581	6,677,173.00	3,803,126.99	2,874,046.01	---
ADJ GN NAT GUARD FAC STW	17.205	6582	6,980,940.00	2,727,123.25	4,253,816.75	---
ADJ GN CENTER BOONVILLE	17.210	6584	1,439,331.00	5,814.00	1,433,517.00	---
A G FIELD SUPPORT E&E	08.260	7277	191,500.00	190,911.94	---	588.06
ADJ GEN ENVIR COMPLIAN-10	17.145	7791	1,753,668.00	---	1,753,668.00	---
ADJ GEN M&R NAT GUARD FAC	21.135	8017	1.00	---	1.00	---
ADJ GEN D&C NATGD FAC STW	22.060	8078	1.00	---	1.00	---
Federal Drug Seizure Fund (0194)						
A G ADMIN E&E	08.245	7185	51,000.00	42,768.57	---	8,231.43
<u>State Emergency Management Agency</u>						
State Emergency Management Fund (0145)						
MERC DISTRIBUTIONS	08.295	0648	746,890.00	674,587.74	---	72,302.26
SEMA GRANT	08.300	1235	12,446,000.00	9,179,423.81	---	3,266,576.19
A G SEMA PS	08.290	1238	1,198,255.00	1,156,837.23	---	41,417.77
A G SEMA E&E	08.290	6466	849,376.00	179,974.65	---	669,401.35
Missouri Disaster Fund (0663)						
AG SEMA PS	14.060	8253	102,787.00	---	---	102,787.00
AG SEMA E&E	14.060	8254	21,780.00	---	---	21,780.00
SEMA GRANT	08.300	8415	72,845,167.00	71,910,761.99	---	934,405.01
<u>Missouri Veterans Commission</u>						
Missouri Veterans Commission Fund (0184)						
ST JAMES SPRINKLERS	17.160	6567	1.00	---	1.00	---
ST JAMES VETS HOME ROOF	17.165	6569	1.00	---	1.00	---
WARRENSBURG VET SOLARIUM	17.170	6573	1.00	---	1.00	---
WARRENSBURG VET CHAPEL	17.175	6575	1.00	---	1.00	---
HIGGINSVILLE VET CEMETERY	17.190	6577	331,512.00	162,213.76	169,298.24	---
SPRINGFIELD VET CEMETERY	17.195	6579	46,197.00	46,197.00	---	---
CAMERON VET SOLARIUM	17.180	6626	1.00	---	1.00	---
CAMERON VET CHAPEL	17.185	6628	1.00	---	1.00	---
MVC CRITICAL M&R PROJECTS	21.125	8015	1.00	---	1.00	---
MVC CRITICAL CI PROJECTS	22.055	8077	1.00	---	1.00	---
Federal Stimulus - Public Safety Missouri						
Veterans Commission Fund (2286)						
VETS EMERGENCY GENERATORS	17.155	6778	1,955,584.00	1,225,432.05	730,151.95	---

DEPARTMENT OF REVENUE**Legal Services**

Revenue - Federal Fund (0132)

LEGAL SERV E&E	04.020	1741	230,000.00	138,873.15	---	91,126.85
LEGAL SERV PS	04.020	6733	195,824.00	80,070.99	---	115,753.01

Administration Division

Revenue - Federal Fund (0132)

ADMINISTRATION PS	04.025	3644	50,758.00	31,844.88	---	18,913.12
ADMINISTRATION E&E	04.025	3645	5,970,006.00	3,097,340.94	---	2,872,665.06

MV/DL Division

Revenue - Federal Fund (0132)

MV/DL PS	04.015	1712	199,141.00	56,469.83	---	142,671.17
MV/DL E&E	04.015	1713	379,816.00	115,957.96	---	263,858.04

DEPARTMENT OF SOCIAL SERVICES

Third Party Liability Collections Fund (0120)

SOCIAL SRVS STATE OWNED	13.010	7760	17,144.00	17,143.11	---	0.89
-------------------------	--------	------	-----------	-----------	-----	------

Family Services Donations Fund (0167)

FED GRANTS & DONATIONS	11.010	9946	23,999.00	---	---	23,999.00
------------------------	--------	------	-----------	-----	-----	-----------

Temporary Assistance for Needy Families Fund (0199)

SOCIAL SRVS STATE OWNED	13.010	7762	357,253.00	357,252.79	---	0.21
-------------------------	--------	------	------------	------------	-----	------

Social Services and Other Sources Fund (0610)

SOCIAL SERVICES LEASING	13.005	1435	5,173,715.00	5,046,254.58	---	127,460.42
SOCIAL SRVS STATE OWNED	13.010	7764	217,125.00	210,236.70	---	6,888.30
SOCIAL SERVICES INSTIT	13.015	7770	770,064.00	770,064.00	---	---
OPERATIONAL M&R	21.015	8023	276,486.00	101,904.98	174,581.02	---
CASE MANAGEMENT SYSTEM	11.027	8131	1,586,500.00	---	---	1,586,500.00
FED GRANTS & DONATIONS	11.010	9942	5,344,060.00	5,329,285.45	---	14,774.55

Office of the Director

Temporary Assistance for Needy Families Fund (0199)

TANF	11.010	8367	6,500,000.00	6,500,000.00	---	---
------	--------	------	--------------	--------------	-----	-----

Social Services and Other Sources Fund (0610)

OFFICE OF DIRECTOR PS	11.005	2956	10,403.00	9,462.77	---	940.23
HUMAN RESOURCE CENTER PS	11.015	2996	190,159.00	177,473.03	---	12,685.97
HUMAN RESOURCE CENTER E&E	11.015	2997	36,985.00	30,473.05	---	6,511.95
OFFICE OF DIRECTOR E&E	11.005	3065	1,429.00	1,074.00	---	355.00
FIELD & LINE TRAINING	11.020	6794	131,840.00	110,451.01	---	21,388.99
MO MEDICAID AUD & COMP PS	11.025	8028	1,503,381.00	1,407,014.35	---	96,366.65
MO MEDICAID AUD & COMP EE	11.025	8030	1,488,007.00	1,483,772.29	---	4,234.71

**STATE OF MISSOURI
SUMMARY OF APPROPRIATION ACTIVITY
GENERAL FUND - FEDERAL FUNDS
FOR THE APPROPRIATION YEAR 2012**

	H.B. No.	Appr. No.	Appropriations	Expenditures and Transfers Out	Biennial Rollovers to 2013	Lapse of Appropriations
Federal Stimulus - Social Services Fund (2292)						
TANF ECF	11.010	7836	2,000,000.00	1,722,098.00	---	277,902.00
HIT E&E	11.010	8227	814,900.00	798,245.82	---	16,654.18
<u>Division of Finance and Administrative Services</u>						
Pharmacy Rebates Fund (0114)						
RECPT & DISBRSMT REFUNDS	11.045	6932	25,000.00	---	---	25,000.00
Third Party Liability Collections Fund (0120)						
RECPT & DISBRSMT REFUNDS	11.045	6930	140,000.00	134,164.11	---	5,835.89
Title XIX Fund (0163)						
RECPT & DISBRSMT REFUNDS	11.045	6929	4,191,000.00	4,112,664.55	---	78,335.45
Federal and Other Fund (0189)						
RECPT & DISBRSMT REFUNDS	11.045	6348	78,000.00	72,479.39	---	5,520.61
Temporary Assistance for Needy Families Fund (0199)						
RECPT & DISBRSMT REFUNDS	11.045	6927	25,000.00	5,577.04	---	19,422.96
Social Services and Other Sources Fund (0610)						
FINANCE & ADMIN SRVS PS	11.035	3117	1,030,206.00	854,488.42	---	175,717.58
FINANCE & ADMIN SRVS E&E	11.035	3118	252,473.00	152,457.18	---	100,015.82
REVENUE MAXIMATION E&E	11.040	6169	1,000,000.00	771,925.38	---	228,074.62
RECPT & DISBRSMT REFUNDS	11.045	6926	225,000.00	139,996.83	---	85,003.17
<u>Division of Legal Services</u>						
Third Party Liability Collections Fund (0120)						
LEGAL SERVICES PS	11.055	1009	552,801.00	538,704.55	---	14,096.45
LEGAL SERVICES E&E	11.055	1011	115,339.00	49,205.75	---	66,133.25
Social Services and Other Sources Fund (0610)						
LEGAL SERVICES PS	11.055	2964	2,922,470.00	2,847,130.75	---	75,339.25
LEGAL SERVICES E&E	11.055	2965	665,910.00	393,635.62	---	272,274.38
<u>Family Support Division</u>						
Family Services Donations Fund (0167)						
SVS FOR VISUALLY IMPAIRED	11.160	4854	99,995.00	---	---	99,995.00
POLK COUNTY TRUST	11.080	8462	10,000.00	7,730.48	---	2,269.52

Temporary Assistance for Needy Families

Fund (0199)

ADOLESCENT BOYS PROGRAM	11.090	3208	195,840.00	186,840.00	---	9,000.00
TEMPORARY ASSISTANCE	11.100	3597	112,445,760.00	109,902,685.50	---	2,543,074.50
COMMUNITY WORK SUPPORT	11.100	3616	3,000,000.00	1,578,756.90	---	1,421,243.10
FAMIS	11.085	4040	1,084,032.00	2,941.14	---	1,081,090.86
COMMUNITY PARTNERSHIP	11.090	5652	4,081,624.00	4,081,624.00	---	---
FAMILY SUPPORT ADMIN PS	11.060	6271	610,628.00	596,584.51	---	14,043.49
FAMILY SUPPORT ADMIN E&E	11.060	6272	1,906,084.00	1,906,079.01	---	4.99
IM FIELD STAFF/OPS PS	11.065	6282	18,733,777.00	18,413,611.57	---	320,165.43
IM FIELD STAFF/OPS E&E	11.065	6283	2,156,093.00	2,152,093.10	---	3,999.90

Social Services and Other Sources Fund (0610)

FOOD DISTRIBUTION PRGM	11.140	0179	1,500,000.00	1,500,000.00	---	---
SVS FOR VISUALLY IMPAIRED	11.160	1416	6,372,075.00	6,372,034.74	---	40.26
BLIND ADMIN PS	11.155	1462	2,848,866.00	2,616,837.87	---	232,028.13
BLIND ADMIN E&E	11.155	1466	743,274.00	412,801.24	---	330,472.76
REFUGEE ASSISTANCE	11.120	3159	3,808,853.00	1,767,680.89	---	2,041,172.11
COMMUNITY SVS BLOCK GRANT	11.125	4499	19,144,171.00	15,269,167.95	---	3,875,003.05
ENERGY ASSISTANCE	11.145	4860	81,326,051.00	81,272,768.77	---	53,282.23
EBT E&E	11.075	5257	5,311,533.00	1,651,100.55	---	3,660,432.45
COMMUNITY PARTNERSHIP	11.090	5653	3,402,175.00	3,198,805.91	---	203,369.09
MO MENTORING PARTNERSHIP	11.090	5824	785,000.00	726,142.96	---	58,857.04
CSE FIELD STAFF/OPS PS	11.170	6263	18,542,367.00	16,741,196.51	---	1,801,170.49
CSE FIELD STAFF/OPS E&E	11.170	6264	4,585,433.00	4,235,340.79	---	350,092.21
FAMILY SUPPORT ADMIN PS	11.060	6273	4,123,844.00	3,754,093.29	---	369,750.71
FAMILY SUPPORT ADMIN E&E	11.060	6274	12,069,559.00	4,635,167.27	---	7,434,391.73
IM FIELD STAFF/OPS PS	11.065	6285	39,141,733.00	33,205,446.28	---	5,936,286.72
IM FIELD STAFF/OPS E&E	11.065	6286	2,919,485.00	1,999,210.27	---	920,274.73
FAMILY SUP STAFF TRNG	11.070	6291	136,449.00	54,722.06	---	81,726.94
CSE COUNTY REIMBURSEMENT	11.175	7548	10,232,081.00	9,842,220.58	---	389,860.42
DISTRIBUTION PASS THROUGH	11.180	7549	68,500,000.00	65,385,968.02	---	3,114,031.98
FOOD STAMP TRAINING	11.095	7658	9,294,560.00	9,294,560.00	---	---
BUSINESS ENTERPRISES	11.165	7901	30,000,000.00	25,600,960.32	---	4,399,039.68
HOMELESS CHALLENGE GRANT	11.130	8180	500,000.00	194,206.40	---	305,793.60
EMERGENCY SHELTER GRANTS	11.135	8467	1,880,000.00	1,393,681.79	---	486,318.21
FAMIS	11.085	9326	2,138,339.00	50,878.30	---	2,087,460.70
DOMESTIC VIOLENCE	11.150	9818	1,787,653.00	1,735,425.36	---	52,227.64

Federal Stimulus - Social Services Fund (2292)

HOMELESSNESS PREVENTION	18.180	5647	5,735,614.00	2,749,460.30	2,986,153.70	---
SVS FOR VISUALLY IMPAIRED	18.185	5759	290,550.00	155,373.42	135,176.58	---
CSE FIELD STAFF/OPS E&E	11.170	7022	1,124,630.00	868,886.75	---	255,743.25
CSE COUNTY REIMBURSEMENT	11.175	7023	4,654,501.00	4,654,501.00	---	---
BLIND ADMIN PS	11.155	8168	33,933.00	24,974.43	---	8,958.57
FAMILY SUPP ADMIN HPRP PS	11.060	8243	124,100.00	124,088.73	---	11.27

**STATE OF MISSOURI
SUMMARY OF APPROPRIATION ACTIVITY
GENERAL FUND - FEDERAL FUNDS
FOR THE APPROPRIATION YEAR 2012**

	H.B. No.	Appr. No.	Appropriations	Expenditures and Transfers Out	Biennial Rollovers to 2013	Lapse of Appropriations
<u>Children's Division</u>						
Third Party Liability Collections Fund (0120)						
CHILDREN'S ADMIN E&E	11.190	6300	50,000.00	30,284.26	---	19,715.74
Temporary Assistance for Needy Families Fund (0199)						
PURCHASE OF CHILD CARE	11.270	0180	8,071,331.00	8,071,330.98	---	0.02
CHILDREN'S TREATMENT SVS	11.205	1611	1,573,418.00	1,573,418.00	---	---
RESIDENTIAL TREATMENT SVS	11.215	1612	1,366,385.00	1,366,385.00	---	---
Social Services and Other Sources Fund (0610)						
RESIDENTIAL TREATMENT SVS	11.215	0034	18,353,206.00	17,922,152.86	---	431,053.14
CHILD ASSESSMENT CENTERS	11.250	0937	800,000.00	799,576.98	---	423.02
CASE MANAGEMENT CONTRACTS	11.225	1051	9,827,856.00	9,827,856.00	---	---
CHILDREN'S PROGRAM POOL	11.245	1736	11,517,583.00	10,250,101.67	---	1,267,481.33
IV-E AUTH JUVENILE COURT	11.255	1737	400,000.00	185,420.91	---	214,579.09
PURCHASE OF CHILD CARE	11.270	3593	103,331,371.00	103,331,371.00	---	---
ADOPTION RESOURCE CENTERS	11.235	4359	50,000.00	50,000.00	---	---
FOSTER CARE	11.215	4858	17,540,367.00	17,504,007.00	---	36,360.00
ADOP/GUARDIANSHIP SUBSIDY	11.230	5702	22,710,371.00	20,257,213.21	---	2,453,157.79
CHILDREN'S ADMIN PS	11.190	6296	3,144,086.00	2,874,371.37	---	269,714.63
CHILDREN'S ADMIN E&E	11.190	6297	2,674,579.00	2,016,977.91	---	657,601.09
CHILD FIELD STAFF/OPS PS	11.195	6303	42,251,377.00	40,503,381.58	---	1,747,995.42
CHILD FIELD STAFF/OPS E&E	11.195	6304	4,206,202.00	3,732,442.91	---	473,759.09
CHILDREN'S STAFF TRNG	11.200	6308	384,041.00	384,035.22	---	5.78
CHILD ABUSE/NEGLECT GRANT	11.260	6375	188,316.00	99,522.92	---	88,793.08
TRANSITIONAL LIVING	11.240	6868	373,228.00	358,245.71	---	14,982.29
CHILDREN'S TREATMENT CPT	11.205	7069	630,000.00	491,548.46	---	138,451.54
CRISIS CARE	11.205	7477	1.00	---	---	1.00
INDEPENDENT LIVING	11.240	7560	3,000,000.00	2,272,722.56	---	727,277.44
EDUCAT TRAINING VOUCHER	11.220	7932	1,050,000.00	1,050,000.00	---	---
FOSTER PARENT TRAINING	11.215	8141	172,920.00	126,435.33	---	46,484.67
CHILDREN'S TREATMENT SVS	11.205	9318	3,496,034.00	3,495,972.00	---	62.00
Federal Stimulus - Social Services Fund (2292)						
CHILD CARE DEVELOPMENT	18.190	5760	8,773,619.00	7,532,838.94	1,240,780.06	---
EARLY CHILD ADV COUNCIL	18.175	8049	869,467.00	152,983.48	716,483.52	---

Division of Youth Services

Social Services and Other Sources Fund (0610)

YOUTH SERVICES ADMIN PS	11.275	2966	545,806.00	507,542.82	---	38,263.18
YOUTH SERVICES ADMIN E&E	11.275	2968	116,072.00	89,469.27	---	26,602.73
YOUTH TREATMENT PRGM PS	11.280	2969	22,196,867.00	21,896,287.79	---	300,579.21
YOUTH TREATMENT PRGM E&E	11.280	2970	6,522,500.00	6,409,547.53	---	112,952.47

Missouri HealthNet Division

Pharmacy Rebates Fund (0114)

PHARMACY	11.425	1394	169,155,927.00	110,533,221.54	---	58,622,705.46
CHILDREN'S HLTH INS PRGM	11.535	2870	225,430.00	225,430.00	---	---

Third Party Liability Collections Fund (0120)

MO HLTHNET SUPP POOL	11.580	0238	7,571,156.00	4,691,808.13	---	2,879,347.87
MO HEALTHNET ADMIN PS	11.400	1387	372,582.00	370,656.25	---	1,925.75
MO HEALTHNET ADMIN E&E	11.400	1388	495,188.00	492,387.75	---	2,800.25
TPL CONTRACTS	11.415	1393	2,707,000.00	2,383,143.73	---	323,856.27
CLINICAL SRVC MGMT	11.405	6904	924,911.00	857,117.47	---	67,793.53
NURSING FACILITIES	11.460	6953	2,592,981.00	2,592,981.00	---	---
PHARMACY	11.425	6995	5,252,468.00	5,252,468.00	---	---
PHYSICIAN RELATED PROF	11.445	6996	1,906,107.00	1,906,107.00	---	---
HOSPITAL CARE	11.495	6997	1,062,735.00	1,062,735.00	---	---

Title XIX Fund (0163)

WOMEN'S HLTH SRV UNINSURD	11.530	0236	1.00	---	---	1.00
MANAGED CARE	11.480	1784	669,018,298.00	628,838,043.54	---	40,180,254.46
HOME HEALTH	11.460	1798	4,678,833.00	4,635,348.61	---	43,484.39
PHARMACY	11.425	2526	613,983,324.00	613,562,993.59	---	420,330.41
WOMEN'S HEALTH SRVC	11.530	2530	9,027,050.00	8,140,829.00	---	886,221.00
CHILDREN'S HLTH INS PRGM	11.535	2867	132,983,811.00	129,168,619.42	---	3,815,191.58
NEMT-OTHER DEPARTMENTS	11.465	3453	6,460,100.00	5,047,460.63	---	1,412,639.37
PACE	11.460	4423	3,520,959.00	3,520,959.00	---	---
IGT SAFETY NET HOSPITALS	11.520	5183	129,505,748.00	126,935,475.28	---	2,570,272.72
NON-EMERGENCY TRANSPORT	11.465	5929	19,459,427.00	18,124,375.43	---	1,335,051.57
SCHOOL DISTRICT CLAIMING	11.570	6226	54,653,770.00	30,025,564.25	---	24,628,205.75
HOSPITAL CARE	11.495	6471	552,239,659.00	509,111,874.32	---	43,127,784.68
NURSING FACILITIES	11.460	6473	354,607,642.00	350,849,295.05	---	3,758,346.95
PHYS PYMTS SAFETY NET	11.500	6660	8,000,000.00	5,344,977.77	---	2,655,022.23
MONITORING PROGRAM	11.495	6739	200,000.00	200,000.00	---	---
TRAUMA CENTERS	11.495	6743	30,000,000.00	---	---	30,000,000.00
PAGER PILOT	11.495	6745	215,000.00	214,988.00	---	12.00
IGT DMH MEDICAID PROGRAM	11.525	7170	162,898,554.00	158,028,557.16	---	4,869,996.84
PHARMACY MED D-CLAWBACK	11.425	7239	1.00	---	---	1.00
FQHC DISTRIBUTION	11.505	7933	9,000,000.00	1,341,083.08	---	7,658,916.92
IGT HEALTH CARE HOME	11.507	8109	9,000,000.00	336,158.10	---	8,663,841.90

**STATE OF MISSOURI
SUMMARY OF APPROPRIATION ACTIVITY
GENERAL FUND - FEDERAL FUNDS
FOR THE APPROPRIATION YEAR 2012**

	H.B. No.	Appr. No.	Appropriations	Expenditures and Transfers Out	Biennial Rollovers to 2013	Lapse of Appropriations
PHYSICIAN RELATED PROF	11.445	8197	394,012,708.00	390,473,678.49	---	3,539,029.51
DENTAL	11.450	8199	12,907,120.00	10,808,588.28	---	2,098,531.72
PREMIUM PAYMENTS	11.455	8201	133,146,476.00	118,566,136.09	---	14,580,339.91
REHAB & SPECIALTY SVS	11.465	8205	163,405,313.00	149,005,250.81	---	14,400,062.19
HOSPITAL HEALTH HOMES	14.095	8260	218,714.00	---	---	218,714.00
MO HLTHNET SUPP POOL	11.580	9331	24,107,486.00	2,966,747.72	---	21,140,738.28
Social Services and Other Sources Fund (0610)						
MO HEALTHNET ADMIN E&E	11.400	0215	3,368,557.00	2,730,904.51	---	637,652.49
WOMEN & MINORITY OUTREACH	11.410	1391	568,625.00	551,566.00	---	17,059.00
TPL CONTRACTS	11.415	1392	2,707,000.00	2,383,143.71	---	323,856.29
INFORMATION SYSTEMS	11.420	1439	20,846,783.00	20,846,783.00	---	---
INFO SYS MMIS EE	11.420	4192	12,033,387.00	6,831,842.03	---	5,201,544.97
MO HEALTHNET ADMIN PS	11.400	6378	4,915,726.00	4,859,068.07	---	56,657.93
CLINICAL SRVC MGMT	11.405	6767	12,215,288.00	11,875,520.24	---	339,767.76
Federal Budget Stabilization FMAP Extension Fund (2092)						
DMH FMAP ADJUSTMENT	18.195	8025	836,913.00	836,855.00	58.00	---
DESE FMAP ADJUSTMENT	18.200	8026	698,500.00	698,485.50	14.50	---
DSS FMAP ADJUSTMENT	18.205	8027	4,278,300.00	4,278,290.22	9.78	---
MANAGED CARE	11.480	8193	62,062,000.00	62,061,177.15	---	822.85
Federal Stimulus - Social Services Fund (2292)						
HEALTH TECH INCENTIVES	11.420	7962	100,000,000.00	72,864,047.62	---	27,135,952.38
<u>DEPARTMENT OF CORRECTIONS</u>						
<u>Office of the Director</u>						
Corrections Fund (0130)						
AMACHI	09.005	4607	71,024.00	71,024.00	---	---
FEDERAL PROGRAMS PS	09.015	8102	2,595,487.00	1,638,493.82	---	956,993.18
FEDERAL PROGRAMS EE	09.015	8103	7,087,279.00	3,493,695.33	---	3,593,583.67
<u>Division of Human Services</u>						
Corrections Fund (0130)						
FOOD PURCHASES	09.045	4287	320,000.00	320,000.00	---	---
<u>Division of Offender Rehabilitative Services</u>						
Corrections Fund (0130)						
MEDICAL SERVICES E&E	09.190	2779	1.00	---	---	1.00
Subtotals			8,560,115,468.00	7,567,272,649.11	152,803,957.00	840,038,861.89

Appropriated Transfers Out To:

Access Missouri Financial Assistance Fund (0791)	03.045	T026	1,000,000.00	---	---	1,000,000.00
General Revenue Fund (0101)	10.075	T047	6,989,018.00	6,732,740.79	---	256,277.21
OA Information Technology Fund (0165)	06.285	T112	2,788,018.00	1,650,000.00	---	1,138,018.00
State Road Fund (0320)	18.035	T217	89,508,200.00	89,507,932.06	267.94	---
Multimodal Operations Fund (0126)	18.040	T219	3,850,000.00	1,987,066.00	1,862,934.00	---
Multimodal Operations Fund (0126)	18.045	T221	33,322,000.00	399,379.00	32,922,621.00	---
General Revenue Fund (0101)	05.250	T230	110,080.00	---	---	110,080.00
Elementary and Secondary Education Fund (0105)	02.170	T245	1.00	---	---	1.00
General Revenue Fund (0101)	05.255	T246	67,425,795.00	67,425,794.06	---	0.94
General Revenue Fund (0101)	05.530	T284	2,951,476.00	2,739,383.74	---	212,092.26
General Revenue Fund (0101)	05.530	T285	1,598.00	93.72	---	1,504.28
Social Security Contributions Fund (0702)	05.450	T292	29,577,908.00	28,124,159.33	---	1,453,748.67
Social Security Contributions Fund (0702)	05.450	T293	77,049.00	76,783.66	---	265.34
State Retirement Contributions Fund (0701)	05.465	T296	57,884,227.00	56,678,417.54	---	1,205,809.46
Social Security Contributions Fund (0702)	05.465	T296	316.00	309.73	---	6.27
State Retirement Contributions Fund (0701)	05.465	T297	159,144.00	158,597.52	---	546.48
Social Security Contributions Fund (0702)	05.465	T297	24.00	23.76	---	0.24
Missouri Consolidated Health Care Plan Benefit Fund (0765)	05.490	T303	96,870,623.00	94,282,601.69	---	2,588,021.31
Missouri Consolidated Health Care Plan Benefit Fund (0765)	05.490	T304	252,918.00	252,072.88	---	845.12
Economic Development Administrative Fund (0547)	07.010	T344	247,990.00	99,585.76	---	148,404.24
General Revenue Fund (0101)	05.255	T348	209,844,205.00	209,844,205.00	---	---
Insurance Dedicated Fund (0566)	07.415	T364	140,084.00	140,083.44	---	0.56
Missouri Office of Prosecution Services Fund (0680)	12.215	T465	100,000.00	---	---	100,000.00
Labor and Industrial Relations Administrative Fund (0122)	07.805	T471	3,957,478.00	3,278,417.00	---	679,061.00
Hero at Home Fund (0995)	07.125	T517	315,000.00	7,094.50	---	307,905.50
General Revenue Fund (0101)	05.240	T541	2,725,009.00	2,719,545.86	---	5,463.14
Health Fund (0143)	05.240	T541	59,494.00	59,374.50	---	119.50
Title XIX Fund (0163)	05.240	T541	910,638.00	908,812.31	---	1,825.69
Federal Drug Seizure Fund (0194)	05.240	T541	5,568.00	5,556.66	---	11.34
State Highways and Transportation Fund (0644)	05.240	T541	266.00	266.00	---	---
General Revenue Fund (0101)	10.075	T545	89,997,399.00	89,997,398.13	---	0.87
General Revenue Fund (0101)	12.185	T548	5,000.00	5,000.00	---	---
Budget Reserver Fund (0100)	05.225	T567	92,689,000.00	92,689,000.00	---	---
Budget Reserver Fund (0100)	05.230	T568	10,062.00	10,060.52	---	1.48
OA Information Technology Fund (0165)	10.015	T640	305,105.00	225,440.62	---	79,664.38
General Revenue Fund (0101)	05.250	T652	1,296,203.00	1,296,203.00	---	---
General Revenue Fund (0101)	05.250	T653	289,556.00	289,556.00	---	---
General Revenue Fund (0101)	05.250	T657	120.00	120.00	---	---

**STATE OF MISSOURI
SUMMARY OF APPROPRIATION ACTIVITY
GENERAL FUND - FEDERAL FUNDS
FOR THE APPROPRIATION YEAR 2012**

	<u>H.B. No.</u>	<u>Appr. No.</u>	<u>Appropriations</u>	<u>Expenditures and Transfers Out</u>	<u>Biennial Rollovers to 2013</u>	<u>Lapse of Appropriations</u>
Labor and Industrial Relations Administrative Fund (0122)	07.810	T890	20,811.00	20,811.00	---	---
Labor and Industrial Relations Administrative Fund (0122)	07.810	T891	4,458,982.00	3,881,199.00	---	577,783.00
General Revenue Fund (0101)	10.080	T906	<u>37,304,309.00</u>	<u>34,254,533.00</u>	<u>---</u>	<u>3,049,776.00</u>
Subtotals			<u>837,450,674.00</u>	<u>789,747,617.78</u>	<u>34,785,822.94</u>	<u>12,917,233.28</u>
Totals			<u><u>\$ 9,397,566,142.00</u></u>	<u><u>\$ 8,357,020,266.89</u></u>	<u><u>\$ 187,589,779.94</u></u>	<u><u>\$ 852,956,095.17</u></u>

**STATE OF MISSOURI
SUMMARY OF APPROPRIATION ACTIVITY
SPECIAL REVENUE FUNDS
FOR THE APPROPRIATION YEAR 2012**

	H.B. No.	Appr. No.	Appropriations	Expenditures and Transfers Out	Biennial Rollovers to 2013	Lapse of Appropriations
<u>LEGISLATURE</u>						
<u>Committee on Legislative Research</u>						
Statutory Revision Fund (0546)						
LEG RES-PUBLISH STATUTES	12.515	3035	\$ 207,255.00	\$ 93,349.94	\$ ---	\$ 113,905.06
<u>JUDICIARY</u>						
Judiciary Education and Training Fund (0847)						
JUDICIARY LEASING	13.005	6085	123,849.00	123,784.03	---	64.97
<u>Judicial Proceedings and Review</u>						
Basic Civil Legal Services Fund (0757)						
BASIC LEGAL SERVICES PS	12.300	7273	51,968.00	33,458.24	---	18,509.76
BASIC LEGAL SERVICES E&E	12.300	7274	10,266.00	---	---	10,266.00
BASIC LEGAL SERVICES	12.300	7518	3,700,000.00	3,628,942.96	---	71,057.04
<u>Office of State Courts Administrator</u>						
Statewide Court Automation Fund (0270)						
COURT AUTOMATION PS	12.315	0735	1,561,021.00	1,560,843.31	---	177.69
COURT AUTOMATION E&E	12.315	3137	2,885,181.00	2,622,104.72	---	263,076.28
Crime Victims' Compensation Fund (0681)						
ICM SUPPORT E&E	12.305	7087	887,200.00	887,199.81	---	0.19
Basic Civil Legal Services Fund (0757)						
BASIC LEGAL SERV CIP-PS	12.310	6845	30,942.00	28,588.50	---	2,353.50
BASIC LEGAL SERV CIP-EE	12.310	6846	300.00	---	---	300.00
State Court Administration Revolving Fund (0831)						
STATE COURTS ADMIN E&E	12.305	3031	30,000.00	25,601.91	---	4,398.09
Judiciary Education and Training Fund (0847)						
JUDICIAL TRNG & ED PS	12.325	4186	551,675.00	441,548.03	---	110,126.97
JUDICIAL TRNG & ED E&E	12.325	4187	843,688.00	482,708.65	---	360,979.35
<u>Circuit Courts</u>						
State Court Administration Revolving Fund (0831)						
CIRCUIT PERSONNEL E&E	12.345	6239	200,000.00	102,830.49	---	97,169.51
Domestic Relations Resolution Fund (0852)						
DOMESTIC RELATIONS	12.345	4618	350,000.00	322,407.18	---	27,592.82

Legal Defense and Defender

Legal Defense and Defender Fund (0670)

PUBLIC DEFENDER COMM PS	12.400	0951	129,507.00	129,493.35	---	13.65
PUBLIC DEFENDER COMM	12.400	7673	2,850,756.00	1,010,378.90	---	1,840,377.10

EXECUTIVE**Secretary of State**

Secretary of State's Technology Trust Fund

Account Fund (0266)

SEC OF STATE STATE OWNED	13.010	7774	7,051.00	6,937.22	---	113.78
--------------------------	--------	------	----------	----------	-----	--------

Local Records Preservation Fund (0577)

SEC OF STATE LEASING	13.005	6081	3,306.00	3,297.30	---	8.70
----------------------	--------	------	----------	----------	-----	------

SEC OF STATE STATE OWNED	13.010	7775	18,397.00	18,141.63	---	255.37
--------------------------	--------	------	-----------	-----------	-----	--------

Record Services

Secretary of State's Technology Trust Fund

Account Fund (0266)

SEC OF STATE E&E	12.035	2222	3,161,180.00	2,419,990.98	---	741,189.02
------------------	--------	------	--------------	--------------	-----	------------

Local Records Preservation Fund (0577)

SEC OF STATE PS	12.035	9491	1,042,516.00	466,131.50	---	576,384.50
-----------------	--------	------	--------------	------------	-----	------------

SEC OF STATE E&E	12.035	9492	519,969.00	100,936.82	---	419,032.18
------------------	--------	------	------------	------------	-----	------------

LOCAL RECORDS GRANTS	12.095	9835	400,000.00	---	---	400,000.00
----------------------	--------	------	------------	-----	-----	------------

Missouri State Archives - St. Louis Trust Fund (0770)

DOCUMENT PRESERVATION	12.100	0781	1.00	---	---	1.00
-----------------------	--------	------	------	-----	-----	------

State Document Preservation Fund (0836)

DOCUMENT PRESERVATION E&E	12.100	3994	402.00	355.56	---	46.44
---------------------------	--------	------	--------	--------	-----	-------

Information Technology Services

Secretary of State's Technology Trust Fund

Account Fund (0266)

SEC OF STATE PS	12.035	2221	246,009.00	152,024.35	---	93,984.65
-----------------	--------	------	------------	------------	-----	-----------

State Auditor

Conservation Commission Fund (0609)

STATE AUDITOR PS	12.145	2209	43,040.00	43,039.79	---	0.21
------------------	--------	------	-----------	-----------	-----	------

STATE AUDITOR E&E	12.145	2211	2,611.00	2,595.11	---	15.89
-------------------	--------	------	----------	----------	-----	-------

Parks Sales Tax Fund (0613)

STATE AUDITOR PS	12.145	0059	21,496.00	21,495.83	---	0.17
------------------	--------	------	-----------	-----------	-----	------

Soil and Water Sales Tax Fund (0614)

STATE AUDITOR PS	12.145	0060	20,728.00	20,727.91	---	0.09
------------------	--------	------	-----------	-----------	-----	------

State Treasurer

Treasurer's Information Fund (0255)

TREASURER'S INFO FUND	12.150	0747	8,000.00	1,806.18	---	6,193.82
-----------------------	--------	------	----------	----------	-----	----------

**STATE OF MISSOURI
SUMMARY OF APPROPRIATION ACTIVITY
SPECIAL REVENUE FUNDS
FOR THE APPROPRIATION YEAR 2012**

	H.B. No.	Appr. No.	Appropriations	Expenditures and Transfers Out	Biennial Rollovers to 2013	Lapse of Appropriations
<u>Attorney General</u>						
Gaming Commission Fund (0286)						
ATTORNEY GENERAL PS	12.195	2314	109,282.00	91,891.92	---	17,390.08
ATTORNEY GENERAL E&E	12.195	3333	30,747.00	16,028.59	---	14,718.41
ATTORNEY GENERAL ST OWNED	13.010	7780	5,993.00	5,837.09	---	155.91
Natural Resources Protection - Water Pollution Permit Fee Subaccount Fund (0568)						
ATTORNEY GENERAL PS	12.195	1521	36,612.00	36,612.00	---	---
ATTORNEY GENERAL E&E	12.195	1522	4,715.00	4,715.00	---	---
ATTORNEY GENERAL ST OWNED	13.010	7782	11,986.00	11,674.06	---	311.94
Solid Waste Management Fund (0570)						
ATTORNEY GENERAL PS	12.195	1523	36,612.00	36,612.00	---	---
ATTORNEY GENERAL E&E	12.195	1524	5,215.00	5,215.00	---	---
Motor Vehicle Commission Fund (0588)						
ATTORNEY GENERAL PS	12.195	9618	38,167.00	---	---	38,167.00
ATTORNEY GENERAL E&E	12.195	9619	11,300.00	---	---	11,300.00
Health Spa Regulatory Fund (0589)						
ATTORNEY GENERAL E&E	12.195	0806	5,000.00	5,000.00	---	---
Natural Resources Protection - Air Pollution Permit Fee Subaccount Fund (0594)						
ATTORNEY GENERAL PS	12.195	1525	36,587.00	36,587.00	---	---
ATTORNEY GENERAL E&E	12.195	1526	4,715.00	4,715.00	---	---
Soil and Water Sales Tax Fund (0614)						
ATTORNEY GENERAL PS	12.195	1527	12,197.00	12,197.00	---	---
ATTORNEY GENERAL E&E	12.195	1528	2,267.00	2,267.00	---	---
Workers' Compensation Fund (0652)						
ATTORNEY GENERAL PS	12.195	2316	277,048.00	276,658.50	---	389.50
ATTORNEY GENERAL LEASING	13.005	3188	87,346.00	79,793.74	---	7,552.26
ATTORNEY GENERAL E&E	12.195	7588	191,053.00	5,029.57	---	186,023.43
ATTORNEY GENERAL ST OWNED	13.010	7783	35,817.00	35,096.60	---	720.40
Workers' Compensation - Second Injury Fund (0653)						
ATTORNEY GENERAL LEASING	13.005	3189	87,345.00	79,793.70	---	7,551.30
ATTORNEY GENERAL PS	12.195	4011	1,950,545.00	1,554,954.58	---	395,590.42
ATTORNEY GENERAL E&E	12.195	4012	1,068,526.00	899,344.57	---	169,181.43
ATTORNEY GENERAL ST OWNED	13.010	7784	35,817.00	35,096.60	---	720.40

Hazardous Waste Fund (0676)						
ATTORNEY GENERAL PS	12.195	1556	283,601.00	283,601.00	---	---
ATTORNEY GENERAL E&E	12.195	1557	14,880.00	14,880.00	---	---
ATTORNEY GENERAL LEASING	13.005	2005	9,319.00	9,317.68	---	1.32
ATTORNEY GENERAL ST OWNED	13.010	7786	11,986.00	11,674.06	---	311.94
Safe Drinking Water Fund (0679)						
ATTORNEY GENERAL PS	12.195	1558	12,224.00	12,224.00	---	---
ATTORNEY GENERAL E&E	12.195	1559	2,265.00	2,265.00	---	---
Missouri Office of Prosecution Services Fund (0680)						
ATTORNEY GENERAL LEASING	13.005	2022	33,585.00	32,622.45	---	962.55
Attorney General Trust Fund (0794)						
ATY GENERAL TRUST E&E	12.220	7053	639,915.00	639,914.20	---	0.80
Inmate Incarceration Reimbursement Act Revolving Fund (0828)						
ATTORNEY GENERAL E&E	12.195	4183	45,640.00	16,002.27	---	29,637.73
ATTORNEY GENERAL PS	12.195	4204	91,944.00	68,610.75	---	23,333.25
ATTORNEY GENERAL ST OWNED	13.010	7787	11,986.00	11,674.06	---	311.94
Mined Land Reclamation Fund (0906)						
ATTORNEY GENERAL PS	12.195	1560	12,197.00	12,197.00	---	---
ATTORNEY GENERAL E&E	12.195	1561	2,262.00	2,262.00	---	---

Missouri Office of Prosecution Services

Missouri Office of Prosecution Services Fund (0680)						
OFFICE OF PROS SVS PS	12.210	7337	310,175.00	195,997.67	---	114,177.33
OFFICE OF PROS SVS E&E	12.210	7338	1,713,795.00	213,969.73	---	1,499,825.27
Missouri Office of Prosecution Services Revolving Fund (0844)						
OFFICE OF PROS SVS E&E	12.210	4106	150,000.00	35,720.60	---	114,279.40

OFFICE OF ADMINISTRATION

Division of Accounting

Elevator Safety Fund (0257)						
UNEMPLOYMENT BENEFITS	05.480	8160	3,631.00	3,630.00	---	1.00
Missouri Air Emission Reduction Fund (0267)						
UNEMPLOYMENT BENEFITS	05.480	7429	36.00	34.03	---	1.97
Nursing Facility Quality of Care Fund (0271)						
UNEMPLOYMENT BENEFITS	05.480	6341	2,647.00	1,266.58	---	1,380.42
Division of Tourism Supplemental Revenue Fund (0274)						
UNEMPLOYMENT BENEFITS	05.480	6971	11.00	---	---	11.00
Health Initiatives Fund (0275)						
UNEMPLOYMENT BENEFITS	05.480	5990	4,278.00	4,276.24	---	1.76
TEACHER RETIREMENT CONTR	05.475	6105	5,000.00	43.94	---	4,956.06

**STATE OF MISSOURI
SUMMARY OF APPROPRIATION ACTIVITY
SPECIAL REVENUE FUNDS
FOR THE APPROPRIATION YEAR 2012**

	H.B. No.	Appr. No.	Appropriations	Expenditures and Transfers Out	Biennial Rollovers to 2013	Lapse of Appropriations
Gaming Commission Fund (0286)						
UNEMPLOYMENT BENEFITS	05.480	6671	18,684.00	16,244.00	---	2,440.00
Mental Health Earnings Fund (0288)						
UNEMPLOYMENT BENEFITS	05.480	8132	7,348.00	7,346.19	---	1.81
Animal Care Reserve Fund (0295)						
UNEMPLOYMENT BENEFITS	05.480	6672	458.00	---	---	458.00
Missouri Public Health Services Fund (0298)						
UNEMPLOYMENT BENEFITS	05.480	2310	1,316.00	98.82	---	1,217.18
Commodity Council Merchandising Fund (0406)						
UNEMPLOYMENT BENEFITS	05.480	7029	2,488.00	---	---	2,488.00
Insurance Examiners Fund (0552)						
UNEMPLOYMENT BENEFITS	05.480	6674	8,320.00	---	---	8,320.00
Professional and Practical Nursing Student Loan and Nurse Loan Repayment Fund (0565)						
UNEMPLOYMENT BENEFITS	05.480	4489	89.00	---	---	89.00
Insurance Dedicated Fund (0566)						
UNEMPLOYMENT BENEFITS	05.480	6002	19,852.00	5,610.20	---	14,241.80
Natural Resources Protection - Water Pollution Permit Fee Subaccount Fund (0568)						
UNEMPLOYMENT BENEFITS	05.480	6797	3,237.00	370.64	---	2,866.36
Solid Waste Management Fund (0570)						
UNEMPLOYMENT BENEFITS	05.480	6675	5,760.00	41.22	---	5,718.78
Chemical Emergency Preparedness Fund (0587)						
UNEMPLOYMENT BENEFITS	05.480	3006	4,467.00	---	---	4,467.00
Motor Vehicle Commission Fund (0588)						
UNEMPLOYMENT BENEFITS	05.480	6718	2,512.00	722.70	---	1,789.30
Natural Resources Protection - Air Pollution Permit Fee Subaccount Fund (0594)						
UNEMPLOYMENT BENEFITS	05.480	6154	382.00	380.39	---	1.61
Public Service Commission Fund (0607)						
UNEMPLOYMENT BENEFITS	05.480	6343	4,894.00	---	---	4,894.00
Conservation Commission Fund (0609)						
UNEMPLOYMENT BENEFITS	05.480	2240	169,386.00	169,384.19	---	1.81
COBRA REIMBURSE EXPD	05.500	7839	2,140.00	---	---	2,140.00
Parks Sales Tax Fund (0613)						
UNEMPLOYMENT BENEFITS	05.480	6237	256,674.00	155,011.93	---	101,662.07
Soil and Water Sales Tax Fund (0614)						
UNEMPLOYMENT BENEFITS	05.480	6238	5,760.00	---	---	5,760.00

State School Money Fund (0616)						
TEACHER RETIREMENT CONTR	05.475	3014	38,460.00	---	---	38,460.00
Social Services Educational Improvement Fund (0620)						
TEACHER RETIREMENT CONTR	05.475	3440	27,100.00	1,098.31	---	26,001.69
UNEMPLOYMENT BENEFITS	05.480	6003	15,218.00	7,846.55	---	7,371.45
Blind Pension Fund (0621)						
UNEMPLOYMENT BENEFITS	05.480	6344	2,198.00	2,196.82	---	1.18
Board of Registration for Healing Arts Fund (0634)						
UNEMPLOYMENT BENEFITS	05.480	8161	3,741.00	3,740.00	---	1.00
State Board of Nursing Fund (0635)						
UNEMPLOYMENT BENEFITS	05.480	6799	4,846.00	4,835.44	---	10.56
Board of Pharmacy Fund (0637)						
UNEMPLOYMENT BENEFITS	05.480	8133	2,557.00	2,201.69	---	355.31
Real Estate Commission Fund (0638)						
UNEMPLOYMENT BENEFITS	05.480	0790	159.00	---	---	159.00
State Highways and Transportation Department Fund (0644)						
HWY PATROL UNEMPLOY	05.485	6365	177,750.00	29,660.67	---	148,089.33
Grain Inspection Fees Fund (0647)						
UNEMPLOYMENT BENEFITS	05.480	6004	31,910.00	31,908.05	---	1.95
Workers' Compensation Fund (0652)						
UNEMPLOYMENT BENEFITS	05.480	6005	30,287.00	20,036.02	---	10,250.98
Workers' Compensation - Second Injury Fund (0653)						
UNEMPLOYMENT BENEFITS	05.480	6346	4,977.00	---	---	4,977.00
Groundwater Protection Fund (0660)						
UNEMPLOYMENT BENEFITS	05.480	6347	4,979.00	4,977.27	---	1.73
Legal Defense and Defender Fund (0670)						
UNEMPLOYMENT BENEFITS	05.480	6749	6,903.00	---	---	6,903.00
Criminal Record System Fund (0671)						
UNEMPLOYMENT BENEFITS	05.480	8228	5,550.00	5,549.00	---	1.00
Hazardous Waste Fund (0676)						
UNEMPLOYMENT BENEFITS	05.480	6151	6.00	---	---	6.00
Safe Drinking Water Fund (0679)						
UNEMPLOYMENT BENEFITS	05.480	7080	5,253.00	5,251.39	---	1.61
Missouri Office of Prosecution Services Fund (0680)						
UNEMPLOYMENT BENEFITS	05.480	8229	4,197.00	4,196.00	---	1.00
Missouri Rx Plan Fund (0779)						
UNEMPLOYMENT BENEFITS	05.480	3012	2,215.00	2,213.65	---	1.35
Economic Development Advancement Fund (0783)						
UNEMPLOYMENT BENEFITS	05.480	7475	1,229.00	---	---	1,229.00

**STATE OF MISSOURI
SUMMARY OF APPROPRIATION ACTIVITY
SPECIAL REVENUE FUNDS
FOR THE APPROPRIATION YEAR 2012**

	H.B. No.	Appr. No.	Appropriations	Expenditures and Transfers Out	Biennial Rollovers to 2013	Lapse of Appropriations
Missouri Explosives Safety Act Administration Fund (0804)						
UNEMPLOYMENT BENEFITS	05.480	8134	158.00	157.00	---	1.00
Inmate Incarceration Reimbursement Act Revolving Fund (0828)						
UNEMPLOYMENT BENEFITS	05.480	8230	3,160.00	3,159.00	---	1.00
Early Childhood Development, Education and Care Fund (0859)						
UNEMPLOYMENT BENEFITS	05.480	4268	261.00	150.09	---	110.91
Guaranty Agency Operating Fund (0880)						
UNEMPLOYMENT BENEFITS	05.480	6357	1,423.00	1,421.25	---	1.75
Missouri National Guard Trust Fund (0900)						
UNEMPLOYMENT BENEFITS	05.480	1157	5,545.00	5,543.32	---	1.68
Special Employment Security Fund (0949)						
UNEMPLOYMENT BENEFITS	05.480	6750	1,600.00	---	---	1,600.00
Aviation Trust Fund (0952)						
UNEMPLOYMENT BENEFITS	05.480	8162	5,341.00	5,339.81	---	1.19
Agriculture Protection Fund (0970)						
UNEMPLOYMENT BENEFITS	05.480	8135	1,026.00	1,024.94	---	1.06
<u>Information Technology Services Division</u>						
Elevator Safety Fund (0257)						
DPS IT CONSOLIDATION E&E	05.020	1296	9,215.00	7,136.55	---	2,078.45
Missouri Arts Council Trust Fund (0262)						
DED IT CONSOLIDATION E&E	05.020	1297	23,060.00	4,308.04	---	18,751.96
Certification of Interpreters Fund (0264)						
DESE IT CONSOLIDATION E&E	05.020	1298	8,000.00	---	---	8,000.00
Nursing Facility Quality of Care Fund (0271)						
DHSS IT CONSOLIDATION PS	05.020	1301	416,162.00	286,403.55	---	129,758.45
DHSS IT CONSOLIDATION E&E	05.020	1302	104,048.00	25,975.95	---	78,072.05
Division of Tourism Supplemental Revenue Fund (0274)						
DED IT CONSOLIDATION E&E	05.020	1303	55,704.00	9,823.41	---	45,880.59
Health Initiatives Fund (0275)						
DSS IT CONSOLIDATION PS	05.020	1306	5,494.00	5,327.50	---	166.50
DHSS IT CONSOLIDATION E&E	05.020	1308	28,000.00	27,295.57	---	704.43
DSS IT CONSOLIDATION EE	05.020	2227	67.00	65.00	---	2.00
Lottery Proceeds Fund (0291)						
DESE IT CONSOLIDATION E&E	05.020	1313	113,480.00	111,533.35	---	1,946.65

Animal Health Laboratory Fee Fund (0292)						
MDA IT CONSOLIDATION PS	05.020	1314	5,390.00	5,201.28	---	188.72
MDA IT CONSOLIDATION E&E	05.020	1315	5,936.00	703.30	---	5,232.70
Mammography Fund (0293)						
DHSS IT CONSOLIDATION E&E	05.020	1327	4,640.00	832.95	---	3,807.05
Animal Care Reserve Fund (0295)						
MDA IT CONSOLIDATION PS	05.020	1331	7,013.00	6,854.00	---	159.00
MDA IT CONSOLIDATION E&E	05.020	1332	9,403.00	1,114.08	---	8,288.92
Elderly Home-Delivered Meals Trust Fund (0296)						
DOR IT CONSOLIDATION E&E	05.020	2912	10,970.00	10,970.00	---	---
Missouri Public Health Services Fund (0298)						
DHSS IT CONSOLIDATION E&E	05.020	1333	846,493.00	792,571.24	---	53,921.76
DHSS IT CONSOLIDATION PS	05.020	2234	166,420.00	165,972.17	---	447.83
Livestock Brands Fund (0299)						
MDA IT CONSOLIDATION PS	05.020	1334	232.00	227.00	---	5.00
MDA IT CONSOLIDATION E&E	05.020	1337	3,010.00	649.95	---	2,360.05
Commodity Council Merchandising Fund (0406)						
MDA IT CONSOLIDATION PS	05.020	1339	341.00	336.00	---	5.00
MDA IT CONSOLIDATION E&E	05.020	1340	781.00	298.59	---	482.41
Division of Credit Unions Fund (0548)						
DIFP IT CONSOLIDATION E&E	05.020	1372	6,611.00	2,130.08	---	4,480.92
Division of Finance Fund (0550)						
DIFP IT CONSOLIDATION PS	05.020	1375	51,248.00	44,894.05	---	6,353.95
DIFP IT CONSOLIDATION E&E	05.020	1376	99,552.00	86,613.05	---	12,938.95
Insurance Examiners Fund (0552)						
DOI IT CONSOLIDATION E&E	05.020	1378	121,628.00	66,251.97	---	55,376.03
Deaf Relay Service and Equipment Distribution Program Fund (0559)						
DESE IT CONSOLIDATION E&E	05.020	2343	13,000.00	---	---	13,000.00
Professional and Practical Nursing Student Loan and Nurse Loan Repayment Fund (0565)						
DHSS IT CONSOLIDATION E&E	05.020	1381	5,600.00	2,790.02	---	2,809.98
DHSS IT CONSOLIDATION PS	05.020	7852	1,500.00	685.98	---	814.02
Insurance Dedicated Fund (0566)						
DOI IT CONSOLIDATION PS	05.020	1383	600,093.00	371,488.27	---	228,604.73
DOI IT CONSOLIDATION E&E	05.020	1395	383,019.00	215,599.43	---	167,419.57
Livestock Sales and Markets Fees Fund (0581)						
MDA IT CONSOLIDATION PS	05.020	1408	390.00	385.00	---	5.00
MDA IT CONSOLIDATION E&E	05.020	1412	262.00	---	---	262.00
Chemical Emergency Preparedness Fund (0587)						
DPS IT CONSOLIDATION E&E	05.020	1447	11,500.00	2,467.98	---	9,032.02
Motor Vehicle Commission Fund (0588)						
DOR IT CONSOLIDATION PS	05.020	2235	19,784.00	19,784.00	---	---
DOR IT CONSOLIDATION E&E	05.020	2859	37,805.00	37,805.00	---	---

**STATE OF MISSOURI
SUMMARY OF APPROPRIATION ACTIVITY
SPECIAL REVENUE FUNDS
FOR THE APPROPRIATION YEAR 2012**

	H.B. No.	Appr. No.	Appropriations	Expenditures and Transfers Out	Biennial Rollovers to 2013	Lapse of Appropriations
Conservation Commission Fund (0609)						
DOR IT CONSOLIDATION E&E	05.020	2917	33,198.00	33,198.00	---	---
Blind Pension Fund (0621)						
DSS IT CONSOLIDATION E&E	05.020	1487	29,591.00	29,591.00	---	---
Livestock Dealer Law Enforcement and Administration Fund (0624)						
MDA IT CONSOLIDATION PS	05.020	1488	150.00	---	---	150.00
MDA IT CONSOLIDATION E&E	05.020	1489	95.00	---	---	95.00
State Highways and Transportation Department Fund (0644)						
DOR IT CONSOLIDATION PS	05.020	2237	861,791.00	813,079.03	---	48,711.97
DOR IT CONSOLIDATION E&E	05.020	2239	2,794,899.00	2,711,052.00	---	83,847.00
Milk Inspection Fees Fund (0645)						
MDA IT CONSOLIDATION PS	05.020	1504	1,481.00	1,475.50	---	5.50
MDA IT CONSOLIDATION E&E	05.020	1505	4,963.00	723.16	---	4,239.84
Health and Senior Services Document Services Fund (0646)						
DHSS IT CONSOLIDATION PS	05.020	1506	20,000.00	---	---	20,000.00
DHSS IT CONSOLIDATION E&E	05.020	1507	106,556.00	10,158.48	---	96,397.52
Grain Inspection Fees Fund (0647)						
MDA IT CONSOLIDATION PS	05.020	1508	10,359.00	10,351.68	---	7.32
MDA IT CONSOLIDATION E&E	05.020	1509	33,851.00	28,719.58	---	5,131.42
Workers' Compensation Fund (0652)						
DOLIR IT CONSOLIDATION EE	05.020	1511	400,737.00	279,707.17	---	121,029.83
Petroleum Inspection Fund (0662)						
MDA IT CONSOLIDATION PS	05.020	1519	83,493.00	65,940.00	---	17,553.00
MDA IT CONSOLIDATION E&E	05.020	1520	48,045.00	4,749.35	---	43,295.65
Hazardous Waste Fund (0676)						
DHSS IT CONSOLIDATION E&E	05.020	3690	6,000.00	5,344.99	---	655.01
Safe Drinking Water Fund (0679)						
DHSS IT CONSOLIDATION E&E	05.020	7891	1,185.00	---	---	1,185.00
Crime Victims' Compensation Fund (0681)						
DPS IT CONSOLIDATION E&E	05.020	1590	4,001.00	104.03	---	3,896.97
DPS/DOLIR IT CONSOL E&E	05.020	1659	21,558.00	---	---	21,558.00
DPS/DOLIR IT CONSOL PS	05.020	2339	12,125.00	---	---	12,125.00
Agriculture Business Development Fund (0683)						
MDA IT CONSOLIDATION E&E	05.020	1602	2,501.00	296.31	---	2,204.69

Children's Trust Fund (0694)						
OA IT CONSOLDIATION E&E	05.020	3613	1,100.00	365.15	---	734.85
OA ITSD EMPL BENEFITS E&E	05.020	8138	1,000,000.00	---	---	1,000,000.00
Boiler and Pressure Vessels Safety Fund (0744)						
DPS IT CONSOLIDATION E&E	05.020	2135	14,040.00	12,591.17	---	1,448.83
Missouri Rx Plan Fund (0779)						
DSS IT CONSOLIDATION E&E	05.020	2333	15,000.00	15,000.00	---	---
Putative Father Registry Fund (0780)						
DHSS IT CONSOLIDATION E&E	05.020	1625	12,600.00	72.10	---	12,527.90
Organ Donor Program Fund (0824)						
DHSS IT CONSOLIDATION PS	05.020	1626	9,025.00	155.27	---	8,869.73
DHSS IT CONSOLIDATION E&E	05.020	1627	32,800.00	26,261.36	---	6,538.64
Child Labor Enforcement Fund (0826)						
DOLIR IT CONSOLIDATION EE	05.020	1628	15,000.00	8.89	---	14,991.11
Early Childhood Development, Education and Care Fund (0859)						
DHSS IT CONSOLIDATION E&E	05.020	1630	24,279.00	6,369.43	---	17,909.57
DSS IT CONSOLIDATION PS	05.020	1632	1,482.00	1,436.45	---	45.55
Guaranty Agency Operating Fund (0880)						
DHE IT CONSOLIDATION PS	05.020	1633	651,606.00	314,778.75	---	336,827.25
DHE IT CONSOLIDATION E&E	05.020	1634	251,938.00	139,845.31	---	112,092.69
Agriculture Development Fund (0904)						
MDA IT CONSOLIDATION PS	05.020	1650	1,079.00	1,074.00	---	5.00
MDA IT CONSOLIDATION E&E	05.020	1652	879.00	92.87	---	786.13
Special Employment Security Fund (0949)						
DOLIR IT CONSOLIDATION EE	05.020	1656	110,000.00	1,669.26	---	108,330.74
Unemployment Automation Fund (0953)						
DOLIR IT CONSOLIDATION PS	05.020	4398	283,250.00	---	---	283,250.00
DOLIR IT CNSL COMP SYSTEM	05.020	4446	5,000,000.00	---	---	5,000,000.00
<u>Division of Facilities Management,</u>						
<u>Design and Construction</u>						
State Capitol Commission Fund (0745)						
2ND STATE CAPITOL COMM	05.080	6364	125,000.00	---	---	125,000.00
<u>Division of General Services</u>						
Conservation Commission Fund (0609)						
WORKERS' COMP & SIF TAX	05.535	3439	60,000.00	25,709.74	---	34,290.26
WORKERS' COMPENSATION	05.525	4542	950,000.00	939,836.81	---	10,163.19
<u>Children's Trust Fund</u>						
Children's Trust Fund (0694)						
CTF PROGRAMS	05.130	5608	3,360,000.00	2,807,410.06	---	552,589.94
OA STATE OWNED	13.010	7675	14,342.00	14,143.03	---	198.97
CHILDREN'S TRUST FUND PS	05.130	8371	211,199.00	207,570.72	---	3,628.28
CHILDREN'S TRUST FUND E&E	05.130	8372	145,140.00	57,664.55	---	87,475.45

**STATE OF MISSOURI
SUMMARY OF APPROPRIATION ACTIVITY
SPECIAL REVENUE FUNDS
FOR THE APPROPRIATION YEAR 2012**

	H.B. No.	Appr. No.	Appropriations	Expenditures and Transfers Out	Biennial Rollovers to 2013	Lapse of Appropriations
<u>DEPARTMENT OF AGRICULTURE</u>						
Animal Health Laboratory Fee Fund (0292)						
AGRICULTURE LEASING	13.005	2475	43,088.00	38,542.33	---	4,545.67
AGRICULTURE STATE OWNED	13.010	7808	29,416.00	28,951.95	---	464.05
Animal Care Reserve Fund (0295)						
AGRICULTURE STATE OWNED	13.010	7678	2,012.00	1,979.85	---	32.15
Commodity Council Merchandising Fund (0406)						
AGRICULTURE STATE OWNED	13.010	7679	2,864.00	2,818.25	---	45.75
Milk Inspection Fees Fund (0645)						
AGRICULTURE STATE OWNED	13.010	7681	4,989.00	4,913.12	---	75.88
Grain Inspection Fees Fund (0647)						
AGRICULTURE LEASING	13.005	1474	25,766.00	25,765.86	---	0.14
AGRICULTURE STATE OWNED	13.010	7682	3,580.00	3,523.29	---	56.71
Petroleum Inspection Fund (0662)						
AGRICULTURE LEASING	13.005	0653	7,464.00	6,610.64	---	853.36
AGRICULTURE STATE OWNED	13.010	7683	84,159.00	82,837.32	---	1,321.68
Agriculture Business Development Fund (0683)						
AGRICULTURE STATE OWNED	13.010	7684	2,880.00	2,834.06	---	45.94
Boll Weevil Suppression and Eradication Fund (0823)						
AGRICULTURE STATE OWNED	13.010	7685	1,524.00	1,499.16	---	24.84
Agriculture Development Fund (0904)						
AGRICULTURE STATE OWNED	13.010	7686	1,625.00	1,599.47	---	25.53
<u>Office of Director</u>						
Grain Inspection Fees Fund (0647)						
DIRECTOR'S OFFICE PS	06.005	7922	54,828.00	54,439.96	---	388.04
DIRECTOR'S OFFICE E&E	06.005	7923	7,580.00	7,580.00	---	---
Petroleum Inspection Fund (0662)						
DIRECTOR'S OFFICE PS	06.005	7926	72,435.00	71,565.35	---	869.65
DIRECTOR'S OFFICE E&E	06.005	7927	10,006.00	10,005.99	---	0.01
Veterinary Student Loan Payment Fund (0803)						
VETERINARY ST LOAN PRG	06.008	3209	120,000.00	40,000.00	---	80,000.00
Agriculture Protection Fund (0970)						
DIRECTOR'S OFFICE PS	06.005	7855	428,492.00	428,208.81	---	283.19
DIRECTOR'S OFFICE E&E	06.005	7856	167,935.00	167,935.00	---	---
REFUND ACCOUNT	06.005	7857	5,640.00	4,634.24	---	1,005.76

Division of Animal Health

Animal Health Laboratory Fee Fund (0292)

ANIMAL HEALTH ADMIN PS	06.065	1222	159,240.00	6,208.33	---	153,031.67
ANIMAL HEALTH ADMIN E&E	06.065	2186	411,602.00	375,840.78	---	35,761.22
Animal Care Reserve Fund (0295)						
ANIMAL HEALTH ADMIN PS	06.065	1224	502,539.00	---	---	502,539.00
ANIMAL HEALTH ADMIN E&E	06.065	2187	248,943.00	43,703.38	---	205,239.62
Livestock Brands Fund (0299)						
LIVESTOCK BRANDS PRGM	06.065	1227	38,151.00	978.65	---	37,172.35
Livestock Sales and Markets Fees Fund (0581)						
LIVESTOCK MARKETS	06.065	9462	32,565.00	7,702.93	---	24,862.07
Livestock Dealer Law Enforcement and Administration Fund (0624)						
LIVESTOCK DEALER LAW	06.065	8830	12,250.00	---	---	12,250.00
Missouri Pet Spay/Neuter Fund (0747)						
ANIMAL HEALTH ADMIN E&E	06.065	2830	15,501.00	15,000.00	---	501.00
Agriculture Protection Fund (0970)						
ANIMAL HEALTH ADMIN E&E	06.065	7863	2,592.00	---	---	2,592.00

Division of Grain Inspection and**Warehousing**

Commodity Council Merchandising Fund (0406)

COMMODITY MERCHNDNSNG PS	06.075	2417	75,103.00	57,742.67	---	17,360.33
COMMODITY MERCHNDNSNG E&E	06.075	2418	22,446.00	10,976.80	---	11,469.20
REFUNDS & REIMBURSEMENTS	06.080	2420	10,000.00	---	---	10,000.00
Aquaculture Marketing Development Fund (0573)						
MO AQUACULTURE COUNCIL	06.080	2419	8,000.00	4,523.08	---	3,476.92
Apple Merchandising Fund (0615)						
RES & MKT DEV OF APPLES	06.080	2421	1.00	---	---	1.00
Grain Inspection Fees Fund (0647)						
GRAIN INSPECTION SVS E&E	06.075	2388	282,047.00	191,402.23	---	90,644.77
GRAIN INSPECTION SVS PS	06.075	3201	1,472,956.00	1,196,060.54	---	276,895.46
PAYMENT OF FED USER FEE	06.075	4552	100,000.00	81,296.40	---	18,703.60
Missouri Wine Marketing and Research Development Fund (0855)						
WINE MKTNG & RESEARCH	06.080	0554	50,001.00	37,748.18	---	12,252.82
Agriculture Protection Fund (0970)						
GRAIN REGULATORY SVS E&E	06.075	7865	45,802.00	32,652.28	---	13,149.72

Division of Plant Industries

Boll Weevil Suppression and Eradication Fund (0823)

BOLL WEEVIL ERADICAT PS	06.085	0556	38,216.00	---	---	38,216.00
BOLL WEEVIL ERADICAT E&E	06.085	0557	30,634.00	121.81	---	30,512.19

**STATE OF MISSOURI
SUMMARY OF APPROPRIATION ACTIVITY
SPECIAL REVENUE FUNDS
FOR THE APPROPRIATION YEAR 2012**

	H.B. No.	Appr. No.	Appropriations	Expenditures and Transfers Out	Biennial Rollovers to 2013	Lapse of Appropriations
Agriculture Protection Fund (0970)						
PLANT INDUSTRIES PRGM PS	06.085	7866	1,388,851.00	1,387,822.46	---	1,028.54
PLANT INDUSTRIES PRGM E&E	06.085	7867	306,583.00	299,027.47	---	7,555.53
GYPSY MOTH CNTRL PRGM PS	06.085	7868	125,698.00	81,702.49	---	43,995.51
GYPSY MOTH CNTRL PRGM E&E	06.085	7869	60,000.00	7,155.36	---	52,844.64
<u>Division of Weights and Measures</u>						
Petroleum Inspection Fund (0662)						
WEIGHTS & MEASURES E&E	06.090	2573	771,270.00	567,697.73	---	203,572.27
WEIGHTS & MEASURES PS	06.090	8381	1,504,637.00	1,367,153.74	---	137,483.26
Agriculture Protection Fund (0970)						
WEIGHTS & MEASURES PS	06.090	7870	456,169.00	454,212.58	---	1,956.42
WEIGHTS & MEASURES E&E	06.090	7871	169,933.00	169,933.00	---	---
<u>State Milk Board</u>						
Milk Inspection Fees Fund (0645)						
STATE MILK BOARD PS	06.115	0265	324,352.00	254,215.08	---	70,136.92
STATE MILK BOARD E&E	06.115	0267	305,695.00	158,745.64	---	146,949.36
MILK BOARD LOCAL HLTH	06.115	0268	803,812.00	588,920.00	---	214,892.00
State Contracted Manufacturing Dairy Plant Inspection and Grading Fee Fund (0661)						
DAIRY PLANT INSPECTIONS	06.115	7362	8,000.00	---	---	8,000.00
Agriculture Protection Fund (0970)						
STATE MILK BOARD E&E	06.115	7874	14,481.00	---	---	14,481.00
<u>Agric Business Development Division</u>						
Aquaculture Marketing Development Fund (0573)						
AGRI BUSINESS DEV PS	06.020	5027	8,932.00	---	---	8,932.00
Agriculture Business Development Fund (0683)						
AGRI BUS GOV'S CONF ON AG	06.020	2114	250,000.00	190,799.05	---	59,200.95
AGRI MISSOURI PROGRAM E&E	06.025	7034	10,000.00	---	---	10,000.00
AGRI BUSINESS DEV PS	06.020	7345	8,276.00	1,900.00	---	6,376.00
AGRI BUSINESS DEV E&E	06.020	7346	184,343.00	91,285.18	---	93,057.82
Agriculture Development Fund (0904)						
AG DEVELOPMENT PRGM PS	06.060	5394	72,577.00	44,301.50	---	28,275.50
AG DEVELOPMENT PRGM E&E	06.060	5395	48,256.00	30,112.00	---	18,144.00
AG DEVEL FUND INVESTMENTS	06.060	9913	100,000.00	6,500.00	---	93,500.00

Agriculture Protection Fund (0970)						
AGRI BUSINESS DEV PS	06.020	7859	936,964.00	936,481.86	---	482.14
AGRI BUSINESS DEV E&E	06.020	7860	433,918.00	426,749.23	---	7,168.77
AGRI MISSOURI PROGRAM PS	06.025	7861	34,884.00	34,884.00	---	---
AGRI MISSOURI PROGRAM E&E	06.025	7862	119,506.00	119,506.00	---	---

Missouri State Fair

Agriculture Business Development Fund (0683)						
AID-TO-STATE FAIRS	06.110	7058	1.00	---	---	1.00
State Fair Trust Fund (0951)						
FUNDING TO START FAIR	06.100	3812	10,000.00	1,080.00	---	8,920.00
Agriculture Protection Fund (0970)						
STATE FAIR ADMIN PS	06.095	7872	498,249.00	498,249.00	---	---

**DEPARTMENT OF INSURANCE,
FINANCIAL INSTITUTIONS AND
PROFESSIONAL REGISTRATION**

Division of Credit Unions Fund (0548)						
INSURANCE STATE OWNED	13.010	7708	24,122.00	23,778.38	---	343.62
Division of Finance Fund (0550)						
INSURANCE LEASING	13.005	3739	48,846.00	47,615.85	---	1,230.15
INSURANCE STATE OWNED	13.010	7709	185,824.00	183,201.12	---	2,622.88
Insurance Examiners Fund (0552)						
INSURANCE EXAMINATIONS PS	07.425	0793	3,239,880.00	3,044,814.41	---	195,065.59
INSURANCE EXAMINATIONS EE	07.425	2042	801,776.00	303,327.67	---	498,448.33
INSURANCE REFUNDS	07.430	2681	21.00	11.51	---	9.49
INSURANCE STATE OWNED	13.010	7710	18,318.00	17,989.17	---	328.83
Insurance Dedicated Fund Fund (0566)						
INSURANCE LEASING	13.005	6082	8,782.00	7,752.55	---	1,029.45
HEALTH INSUR COUNSELING	07.435	7021	200,000.00	200,000.00	---	---
INSURANCE STATE OWNED	13.010	7711	439,256.00	432,993.52	---	6,262.48
INSURANCE OPERATIONS PS	07.420	9907	7,091,213.00	6,302,627.77	---	788,585.23
INSURANCE OPERATIONS E&E	07.420	9908	1,955,711.00	985,632.09	---	970,078.91
INSURANCE REFUNDS	07.430	9909	75,000.00	13,480.81	---	61,519.19
Consumer Restitution Fund (0792)						
INSURANCE OPERATIONS PS	07.420	3703	1.00	---	---	1.00

Division of Credit Unions

Division of Credit Unions Fund (0548)						
CREDIT UNIONS E&E	07.440	2195	123,775.00	95,762.71	---	28,012.29
CREDIT UNIONS PS	07.440	3657	1,126,071.00	944,088.74	---	181,982.26

Division of Finance

Division of Finance Fund (0550)						
DIV OF FINANCE E&E	07.445	2196	977,804.00	721,455.13	---	256,348.87
FINANCE PS	07.445	3658	7,027,358.00	6,437,051.97	---	590,306.03
OUT-OF-STATE EXAMS E&E	07.445	6138	50,000.00	13,029.67	---	36,970.33

**STATE OF MISSOURI
SUMMARY OF APPROPRIATION ACTIVITY
SPECIAL REVENUE FUNDS
FOR THE APPROPRIATION YEAR 2012**

	H.B. No.	Appr. No.	Appropriations	Expenditures and Transfers Out	Biennial Rollovers to 2013	Lapse of Appropriations
<u>Professional Registration</u>						
State Board of Accountancy Fund (0627)						
BOARD OF ACCOUNTANCY E&E	07.475	2214	180,647.00	162,616.56	---	18,030.44
BOARD OF ACCOUNTANCY PS	07.475	3666	278,953.00	274,059.98	---	4,893.02
State Board of Podiatric Medicine Fund (0629)						
PODIATRIC MEDICINE	07.525	0839	20,669.00	3,748.66	---	16,920.34
State Board of Chiropractic Examiners Fund (0630)						
CHIROPRACTIC EXAMINERS	07.485	0820	149,567.00	81,299.65	---	68,267.35
Board of Embalmers and Funeral Directors Fund (0633)						
EMBALMERS & FUNERAL DIR	07.500	0833	209,781.00	70,130.28	---	139,650.72
Board of Registration for Healing Arts Fund (0634)						
BD FOR HEALING ART E&E	07.505	2230	849,230.00	824,644.95	---	24,585.05
BD FOR HEALING ART PS	07.505	3673	1,722,115.00	1,584,690.29	---	137,424.71
State Board of Nursing Fund (0635)						
BOARD OF NURSING E&E	07.510	2244	602,496.00	443,707.12	---	158,788.88
BOARD OF NURSING PS	07.510	3675	1,185,738.00	935,894.91	---	249,843.09
Optometry Fund (0636)						
BOARD OF OPTOMETRY	07.515	0836	42,043.00	9,313.94	---	32,729.06
Board of Pharmacy Fund (0637)						
BOARD OF PHARMACY E&E	07.520	2262	672,948.00	311,841.34	---	361,106.66
PHARMACY CRIM HISTORY	07.520	2586	5,000.00	30.00	---	4,970.00
BOARD OF PHARMACY PS	07.520	3677	940,068.00	872,561.94	---	67,506.06
Real Estate Commission Fund (0638)						
MO REAL ESTATE COMM E&E	07.530	2266	287,544.00	164,390.07	---	123,153.93
MO REAL ESTATE COMM PS	07.530	3679	897,447.00	705,636.30	---	191,810.70
REAL ESTATE CRIM HIST- EE	07.530	6852	30,000.00	410.00	---	29,590.00
Veterinary Medical Board Fund (0639)						
TESTING SERVICES	07.535	0329	40,000.00	28,420.00	---	11,580.00
MO VETERINARY MEDICAL BD	07.535	0840	69,579.00	40,582.01	---	28,996.99
Dental Board Fund (0677)						
DENTAL BOARD E&E	07.495	2224	262,863.00	103,550.74	---	159,312.26
DENTAL BOARD PS	07.495	3671	372,146.00	231,468.65	---	140,677.35

State Board for Architects, Professional
Engineers, Land Surveyors and Landscape
Architects Fund (0678)

ARCH PE & LAND SURV E&E	07.480	2223	331,587.00	198,552.51	---	133,034.49
ARCH PE & LAND SURV PS	07.480	3667	375,856.00	293,167.21	---	82,688.79
Board of Cosmetology and Barber Examiners Fund (0785)						
BD COSM & BARBERS E&E	07.490	1673	291,273.00	262,289.56	---	28,983.44
CRIMINAL HISTORY CHECKS	07.490	1674	1,000.00	---	---	1,000.00

DEPARTMENT OF CONSERVATION

Conservation Commission Fund (0609)

CONSERVATION PROGRAMS	06.600	0286	145,467,841.00	131,737,672.40	---	13,730,168.60
MDC STWIDE CONSTRUCTION	17.125	6605	39,314,891.00	12,587,126.40	26,727,764.60	---
MDC STWIDE CONSTRUCTION	22.035	8073	44,000,000.00	3,635,053.90	40,364,946.10	---

DEPARTMENT OF ECONOMIC DEVELOPMENT

Missouri Arts Council Trust Fund (0262)

DED LEASING	13.005	2468	43,488.00	39,131.07	---	4,356.93
-------------	--------	------	-----------	-----------	-----	----------

Division of Tourism Supplemental Revenue
Fund (0274)

DED LEASING	13.005	1982	10,902.00	8,485.40	---	2,416.60
DED STATE OWNED	13.010	7698	103,956.00	99,063.06	---	4,892.94

Manufactured Housing Fund (0582)

DED LEASING	13.005	3128	12,856.00	461.72	---	12,394.28
-------------	--------	------	-----------	--------	-----	-----------

Public Service Commission Fund (0607)

DED LEASING	13.005	1986	906,396.00	900,075.41	---	6,320.59
DED STATE OWNED	13.010	7707	76,894.00	75,634.48	---	1,259.52

Special Employment Security Fund (0949)

DED LEASING	13.005	6633	216,008.00	216,000.00	---	8.00
-------------	--------	------	------------	------------	-----	------

Business and Community Services

Missouri Main Street Program Fund (0596)

MAINSTREET PROGRAM	07.040	2428	43,204.00	41,336.00	---	1,868.00
--------------------	--------	------	-----------	-----------	-----	----------

Economic Development Advancement
Fund (0783)

MARKETING E&E	07.015	2387	414,720.00	61,510.63	---	353,209.37
SALES PS	07.015	2801	341,784.00	299,810.68	---	41,973.32
SALES E&E	07.015	2802	44,540.00	39,663.67	---	4,876.33
FINANCE PS	07.015	2812	767,121.00	737,348.88	---	29,772.12
FINANCE E&E	07.015	2816	115,189.00	75,053.74	---	40,135.26
COMPLIANCE E&E	07.015	2829	14,991.00	1,231.19	---	13,759.81
COMPLIANCE PS	07.015	3563	14,790.00	7,783.38	---	7,006.62

**STATE OF MISSOURI
SUMMARY OF APPROPRIATION ACTIVITY
SPECIAL REVENUE FUNDS
FOR THE APPROPRIATION YEAR 2012**

	H.B. No.	Appr. No.	Appropriations	Expenditures and Transfers Out	Biennial Rollovers to 2013	Lapse of Appropriations
EDAF REFUNDS	07.015	4525	73.00	72.38	---	0.62
MARKETING PS	07.015	4569	50,001.00	48,609.60	---	1,391.40
BUS RECRUITM & MARKET-E&E	07.015	7521	2,250,000.00	2,250,000.00	---	---
INTRN TR & INVEST OFC E&E	07.015	7643	650,000.00	650,000.00	---	---
Youth Opportunities and Violence Prevention Fund (0827)						
YOUTH OPPORTUN & VIOLENCE	07.050	2455	1.00	---	---	1.00
Missouri Supplemental Tax Increment Financing Fund (0848)						
STATE TIF PROGRAM	07.060	4351	10,226,570.00	8,943,098.05	---	1,283,471.95
<u>Wokforce Development</u>						
Missouri Community College Job Training Program Fund (0563)						
COMM COLL NEW JOBS TRNG	07.145	0906	16,000,000.00	4,090,192.69	---	11,909,807.31
<u>Division of Tourism</u>						
Division of Tourism Supplemental Revenue Fund (0274)						
TOURISM PS	07.160	1030	1,614,386.00	1,166,346.27	---	448,039.73
TOURISM E&E	07.160	2192	12,293,346.00	11,088,727.29	---	1,204,618.71
Tourism Marketing Fund (0650)						
TOURISM E&E	07.160	8403	15,000.00	6,523.17	---	8,476.83
<u>Public Service Commission</u>						
Deaf Relay Service and Equipment Distribution Program Fund (0559)						
PUBLIC SERVICE COMM E&E	07.190	9834	2,500,000.00	1,249,240.27	---	1,250,759.73
Manufactured Housing Fund (0582)						
MANUFACTD HOUSING REFUNDS	07.175	0817	10,000.00	905.00	---	9,095.00
MANUF HOUSING ADMIN E&E	07.175	2194	145,089.00	54,468.08	---	90,620.92
MANUFACTD HOUSING PRGM	07.175	3102	9,266.00	9,265.88	---	0.12
MANUF HOUSING ADMIN PS	07.175	3991	341,404.00	261,000.75	---	80,403.25
Public Service Commission Fund (0607)						
PSC REFUNDS	07.190	0818	10,000.00	1,277.80	---	8,722.20
PUBLIC SERVICE COMM PS	07.190	1428	9,955,167.00	9,889,118.60	---	66,048.40
PUBLIC SERVICE COMM E&E	07.190	2203	2,297,637.00	1,293,491.35	---	1,004,145.65
Manufactured Housing Consumer Recovery Fund (0909)						
MANUF HOUSING CONSUMER RC	07.175	4452	192,000.00	---	---	192,000.00

Office of Public Counsel

Public Service Commission Fund (0607)

OFC OF PUBLIC COUNSEL PS	07.185	7897	591,001.00	566,946.72	---	24,054.28
OFC OF PUBLIC COUNSEL E&E	07.185	7898	109,689.00	109,688.84	---	0.16

Missouri Council on the Arts

Missouri Arts Council Trust Fund (0262)

MO ARTS COUNCIL E&E	07.100	0989	7,318,914.00	5,755,472.53	---	1,563,441.47
MO ARTS COUNCIL PS	07.100	2881	462,100.00	288,566.17	---	173,533.83
INCENTIVES AND TECH ASST	07.100	2943	1,239,500.00	275,352.71	---	964,147.29

Missouri Housing Development Commission

Missouri Housing Trust Fund (0254)

MO HOUSING DEVELOP COMM	07.170	0980	2,225,000.00	2,225,000.00	---	---
-------------------------	--------	------	--------------	--------------	-----	-----

**DEPARTMENT OF ELEMENTARY AND
SECONDARY EDUCATION**

Bingo Proceeds for Education Fund (0289)

BW SCHEPER SCHOOL HVAC	21.015	8096	500,000.00	21,201.39	478,798.61	---
GREENE VALLEY SCHL HVAC	21.015	8106	400,000.00	25,956.81	374,043.19	---

Lottery Proceeds Fund (0291)

SCHLRS & FINE ARTS ACADMS	02.018	8119	200,000.00	200,000.00	---	---
---------------------------	--------	------	------------	------------	-----	-----

Deaf Relay Service and Equipment

Distribution Program Fund (0559)

DESE LEASING	13.005	2478	22,470.00	22,470.00	---	---
--------------	--------	------	-----------	-----------	-----	-----

**Division of Financial and Administrative
Services**

School District Bonds Fund (0248)

SCHOOL DISTRICT BONDS	02.040	0113	392,000.00	392,000.00	---	---
-----------------------	--------	------	------------	------------	-----	-----

Outstanding Schools Trust Fund (0287)

FOUNDATION-FORMULA	02.015	0678	573,147,395.00	573,147,395.00	---	---
--------------------	--------	------	----------------	----------------	-----	-----

Lottery Proceeds Fund (0291)

FOUNDATION-TRANSPORTATION	02.015	2362	77,273,102.00	77,273,102.00	---	---
FOUNDATION-FORMULA	02.015	5667	25,557,943.00	25,557,943.00	---	---
MATH & SCIENCE TUTORING	02.017	8058	300,000.00	300,000.00	---	---

State School Money Fund (0616)

FOUNDATION-FORMULA	02.015	0679	2,005,651,920.00	1,999,244,156.13	---	6,407,763.87
FOUNDATION-TRANSPORTATION	02.015	0684	30,524,611.00	30,524,611.00	---	---
FOUNDATION-CAREER ED	02.015	0720	50,069,028.00	50,069,028.00	---	---
FOUNDATION-PARENT ED/PAT	02.015	0722	13,050,000.00	11,000,000.00	---	2,050,000.00
FOUNDATION-SM SCHL PRG	02.015	2081	15,000,000.00	15,000,000.00	---	---

School District Trust Fund (0688)

SCHOOL DISTRICT TRUST FND	02.035	5240	760,600,000.00	749,703,271.51	---	10,896,728.49
---------------------------	--------	------	----------------	----------------	-----	---------------

**STATE OF MISSOURI
SUMMARY OF APPROPRIATION ACTIVITY
SPECIAL REVENUE FUNDS
FOR THE APPROPRIATION YEAR 2012**

	H.B. No.	Appr. No.	Appropriations	Expenditures and Transfers Out	Biennial Rollovers to 2013	Lapse of Appropriations
Classroom Trust Fund Fund (0784)						
FOUNDATION-FORMULA	02.015	2079	366,112,409.00	335,112,409.00	---	31,000,000.00
Early Childhood Development, Education and Care Fund (0859)						
FOUNDATION-PARENT ED/PAT	02.015	8118	3,000,000.00	2,910,000.00	---	90,000.00
<u>Division of Learning Services</u>						
Outstanding Schools Trust Fund (0287)						
ADULT ED & LITERACY	02.175	1631	824,480.00	824,480.00	---	---
PERFORM BASED ASSESSMENT	02.070	2796	128,125.00	128,125.00	---	---
Lottery Proceeds Fund (0291)						
HIGH NEED FUND	02.190	0657	19,590,000.00	19,590,000.00	---	---
EARLY GRADE LITERACY PRGM	02.025	1284	100,000.00	100,000.00	---	---
PERFORM BASED ASSESSMENT	02.070	1289	4,331,325.00	4,331,325.00	---	---
CHARACTER ED INITIATIVES	02.141	3215	10,000.00	10,000.00	---	---
VIRTUAL EDUCATION E&E	02.015	4269	390,000.00	390,000.00	---	---
FOUNDATION-EARLY SPEC ED	02.015	5645	16,548,507.00	16,548,507.00	---	---
DFS/DMH SCHOOL PLACEMENTS	02.200	5677	7,768,606.00	7,768,606.00	---	---
Children's Service Commission Fund (0601)						
CHILDREN'S SERVICE COMM	02.250	2820	10,000.00	---	---	10,000.00
State School Money Fund (0616)						
FOUNDATION-EARLY SPEC ED	02.015	0702	128,111,869.00	128,111,869.00	---	---
READERS FOR THE BLIND	02.210	2268	25,000.00	25,000.00	---	---
FERMAN MEMORIAL-GIFTED	02.100	5640	10,000.00	2,493.74	---	7,506.26
CRITICAL NEEDS-TEACHER	02.020	6706	136,326.00	136,326.00	---	---
EARLY CHILDHOOD PROGRAM	02.055	7976	125,000.00	125,000.00	---	---
Part C Early Intervention Fund (0788)						
MEDICAID REIM-FIRST STEPS	02.195	2258	4,445,254.00	4,445,254.00	---	---
PART C EARLY INTERVENTION	02.195	2259	2,350,000.00	1,883,175.26	---	466,824.74
Early Childhood Development, Education and Care Fund (0859)						
EARLY CHILDHOOD PROGRAM	02.055	0028	11,757,600.00	11,404,872.00	---	352,728.00
FIRST STEPS	02.195	3180	578,644.00	561,285.00	---	17,359.00

Division of Special EducationMissouri Commission for the Deaf Board of
Certification of Interpreters Fund (0264)

COMM FOR THE DEAF E&E	02.240	0111	117,000.00	68,969.84	---	48,030.16
Bingo Proceeds for Education Fund (0289)						
BOARD OPERATED E&E	02.015	2303	1,876,355.00	1,876,355.00	---	---
Deaf Relay Service and Equipment Distribution Program Fund (0559)						
MO ASSISTIVE TECH-PS	02.245	2351	215,735.00	181,332.00	---	34,403.00
MO ASSISTIVE TECH-EE	02.245	2365	1,654,731.00	1,009,974.86	---	644,756.14
Handicapped Children's Trust Fund (0618)						
SCHOOL SEVERELY HANDICAP	02.235	2280	130,000.00	96,654.95	---	33,345.05
Missouri Commission for the Deaf and Assistive Technology Trust Fund (0781)						
MO ASSISTIVE TECH-EE	02.245	2370	850,000.00	462,527.73	---	387,472.27

Division of Vocational Rehabilitation

Lottery Proceeds Fund (0291)

VOCATIONAL REHAB GRANT	02.145	2806	1,400,000.00	1,400,000.00	---	---
------------------------	--------	------	--------------	--------------	-----	-----

DEPARTMENT OF HIGHER EDUCATION**Higher Education Administration**

Lottery Proceeds Fund (0291)

CROWDER COLLEGE	03.145	2492	393,492.00	393,492.00	---	---
EAST CENTRAL COLLEGE	03.145	2494	258,446.00	258,446.00	---	---
JEFFERSON COLLEGE	03.145	2496	444,315.00	444,315.00	---	---
METROPOLITAN COM COLLEGE	03.145	2498	1,773,458.00	1,773,458.00	---	---
MINERAL AREA COLLEGE	03.145	2500	260,014.00	260,014.00	---	---
MOBERLY AREA COM COLLEGE	03.145	2502	193,041.00	193,041.00	---	---
NORTH CENTRAL MO COLLEGE	03.145	2504	108,331.00	108,331.00	---	---
OZARKS TECH COM COLLEGE	03.145	2511	448,308.00	448,308.00	---	---
ST CHARLES CNTY COM COL	03.145	2513	344,253.00	344,253.00	---	---
ST LOUIS COM COLLEGE	03.145	2516	2,810,964.00	2,810,964.00	---	---
STATE FAIR COM COLLEGE	03.145	2518	220,213.00	220,213.00	---	---
THREE RIVERS COM COLLEGE	03.145	2520	197,650.00	197,650.00	---	---
MINORTIY TEACH SCHLSHPS	03.100	4545	169,000.00	38,000.00	---	131,000.00
State Board of Nursing Fund (0635)						
STATE NURSING BRD GRANTS	03.154	8121	1,000,000.00	982,810.00	---	17,190.00
Access Missouri Financial Assistance Fund (0791)						
ACCESS MISSOURI	03.050	2179	34,827,307.00	30,507,841.00	---	4,319,466.00
Kids' Chance Scholarship Fund (0878)						
KIDS CHANCE SCHLSPS	03.090	4442	27,750.00	20,250.00	---	7,500.00

**STATE OF MISSOURI
SUMMARY OF APPROPRIATION ACTIVITY
SPECIAL REVENUE FUNDS
FOR THE APPROPRIATION YEAR 2012**

	H.B. No.	Appr. No.	Appropriations	Expenditures and Transfers Out	Biennial Rollovers to 2013	Lapse of Appropriations
Guaranty Agency Operating Fund (0880)						
LOAN PROGRAM ADMIN PS	03.120	0998	2,042,050.00	1,520,084.95	---	521,965.05
LOAN PROGRAM ADMIN E&E	03.120	2169	8,515,962.00	4,711,559.10	---	3,804,402.90
FEDERAL LOAN COMPLIANCE	03.120	3134	500,000.00	486.93	---	499,513.07
COLLECTION INVOICING	03.120	5075	5,500,000.00	4,679,937.13	---	820,062.87
LOAN PROGRAM ADMIN	03.120	7256	890,000.00	692,990.59	---	197,009.41
Federal Student Loan Reserve Fund (0881)						
LOAN PRGM REVOLVING FUND	03.130	0067	145,000,000.00	134,808,991.38	---	10,191,008.62
<u>State Colleges and Universities</u>						
Bingo Proceeds for Education Fund (0289)						
UM-COL PLAN NURSING SHL	17.030	4036	253,743.00	---	253,743.00	---
Lottery Proceeds Fund (0291)						
UNIVERSITY OF CENTRAL MO	03.155	1539	4,985,715.00	4,985,715.00	---	---
SOUTHEAST MO STATE UNIV	03.160	1540	4,059,895.00	4,059,895.00	---	---
MO STATE UNIVERSITY	03.165	1545	7,675,409.00	7,675,409.00	---	---
TRUMAN STATE UNIVERSITY	03.175	1546	3,776,109.00	3,776,109.00	---	---
NORTHWEST MO STATE UNIV	03.180	1547	2,599,805.00	2,599,805.00	---	---
MO SOUTHERN ST UNIVERSITY	03.185	1549	1,972,820.00	1,972,820.00	---	---
MO WESTERN ST UNIVERSITY	03.190	1550	1,968,039.00	1,968,039.00	---	---
HARRIS STOWE ST UNIV	03.195	1551	908,704.00	908,704.00	---	---
UNIV OF MISSOURI CAMPUSES	03.200	1552	36,869,596.00	36,869,596.00	---	---
LINCOLN UNIVERSITY	03.170	1554	1,551,205.00	1,551,205.00	---	---
LINN STATE TECH COLLEGE	03.150	6227	420,528.00	420,528.00	---	---
Spinal Cord Injury Fund (0578)						
SPINAL CORD INJURY	03.215	5628	625,000.00	625,000.00	---	---
State Seminary Moneys Fund (0623)						
SEMINARY FUND INV INCOME	03.235	0616	275,000.00	48,655.00	---	226,345.00
Lewis and Clark Discovery Fund (0790)						
UM-ED&OUTREACH CNT	17.022	1530	3,015,650.00	---	3,015,650.00	---
UM-ATCH&HOLT FACILITY	17.023	1586	548,791.00	---	548,791.00	---
UM-HOWARD CO FACILITY	17.024	1607	2,982,918.00	---	2,982,918.00	---
UM-GRUNDY CO BLDG	17.026	1667	659,603.00	---	659,603.00	---
UM-CRAWFORD FACILITY	17.027	1668	503,266.00	---	503,266.00	---
UM-BOONE CO FACILITY	17.020	1671	1,139,643.00	613,338.00	526,305.00	---
UM-CALLAWAY FACILITY	17.028	1672	599,790.00	---	599,790.00	---
UMKC-PHARM & NURSE BLDG	17.025	1677	471,263.00	471,263.00	---	---
MSU-PHASE I FREUP	17.010	2940	19,265,277.00	102,302.90	19,162,974.10	---
MSU-INCUBATOR	17.015	2942	382,440.00	348,518.23	33,921.77	---

TSU-PERSHING BLDG	17.011	2949	10,222,081.00	---	10,222,081.00	---
UM-ELLIS FISCHER	17.031	2950	30,837,051.00	---	30,837,051.00	---
UM-DELTA RESEARCH CNT	17.021	2961	1,703,230.00	---	1,703,230.00	---
UMSL-BENTON & STADLER	17.029	2984	27,689,536.00	---	27,689,536.00	---
UM-GREENLEY FACILITY	17.014	3488	1,848,723.00	---	1,848,723.00	---

**DEPARTMENT OF HEALTH AND
SENIOR SERVICES**

Nursing Facility Quality of Care Fund (0271)						
REFUNDS	10.620	7331	9,240.00	1,875.00	---	7,365.00
Mammography Fund (0293)						
REFUNDS	10.620	2873	900.00	900.00	---	---
Missouri Public Health Services Fund (0298)						
REFUNDS	10.620	7334	16,000.00	14,682.20	---	1,317.80
Endowed Care Cemetery Audit Fund (0562)						
REFUNDS	10.620	7492	2,899.00	1,451.29	---	1,447.71
Professional and Practical Nursing Student Loan and Nurse Loan Repayment Fund (0565)						
REFUNDS	10.620	7335	966.00	965.49	---	0.51
Health and Senior Services Document Services Fund (0646)						
REFUNDS	10.620	7336	535.00	534.77	---	0.23
Criminal Record System Fund (0671)						
REFUNDS	10.620	4486	333.00	---	---	333.00
Children's Trust Fund (0694)						
REFUNDS	10.620	7493	13,495.00	7,256.79	---	6,238.21
Head Injury Fund (0742)						
REFUNDS	10.620	8345	119.00	119.00	---	---

Administration

Nursing Facility Quality of Care Fund (0271)						
DIVISION OF ADMIN E&E	10.605	6114	300,000.00	295,277.87	---	4,722.13
Mammography Fund (0293)						
DIVISION OF ADMIN E&E	10.605	3750	25,000.00	18,000.37	---	6,999.63
Missouri Public Health Services Fund (0298)						
DIVISION OF ADMIN PS	10.605	1799	128,498.00	127,431.72	---	1,066.28
DIVISION OF ADMIN E&E	10.605	1800	292,491.00	---	---	292,491.00
Professional and Practical Nursing Student Loan and Nurse Loan Repayment Fund (0565)						
DIVISION OF ADMIN E&E	10.605	3751	15,000.00	15,000.00	---	---
Health and Senior Services Document Services Fund (0646)						
DIVISION OF ADMIN E&E	10.605	7697	106,496.00	3,687.98	---	102,808.02
Putative Father Registry Fund (0780)						
DIVISION OF ADMIN E&E	10.605	3259	18,750.00	15,000.00	---	3,750.00
Organ Donor Program Fund (0824)						
DIVISION OF ADMIN E&E	10.605	3752	20,000.00	20,000.00	---	---

**STATE OF MISSOURI
SUMMARY OF APPROPRIATION ACTIVITY
SPECIAL REVENUE FUNDS
FOR THE APPROPRIATION YEAR 2012**

	H.B. No.	Appr. No.	Appropriations	Expenditures and Transfers Out	Biennial Rollovers to 2013	Lapse of Appropriations
<u>Division of Community and Public Health</u>						
Health Initiatives Fund (0275)						
DIV COMM&PUBLIC HLTH PS	10.635	1219	968,435.00	937,824.62	---	30,610.38
DIV COMM&PUBLIC HLTH E&E	10.635	7653	567,217.00	550,200.00	---	17,017.00
DCPH MEDICAID E&E	10.635	7800	39,590.00	32,540.76	---	7,049.24
Missouri Public Health Services Fund (0298)						
PUBLIC HEALTH LAB PS	10.675	0222	1,298,607.00	1,221,254.75	---	77,352.25
PUBLIC HEALTH LAB E&E	10.675	0223	3,146,202.00	2,507,667.42	---	638,534.58
DIV COMM&PUBLIC HLTH PS	10.635	1232	325,199.00	249,970.57	---	75,228.43
DIV COMM&PUBLIC HLTH E&E	10.635	1233	116,507.00	26,508.92	---	89,998.08
GENETICS PROGRAM	10.645	1690	1,019,750.00	1,019,750.00	---	---
HEALTH LAB MEDICAID E&E	10.675	1935	450,000.00	234,604.68	---	215,395.32
Professional and Practical Nursing Student Loan and Nurse Loan Repayment Fund (0565)						
DIV COMM&PUBLIC HLTH PS	10.635	1221	72,526.00	46,519.87	---	26,006.13
DIV COMM&PUBLIC HLTH E&E	10.635	1223	16,900.00	3,069.42	---	13,830.58
NURSE LOAN PROGRAM	10.660	3937	499,752.00	302,500.00	---	197,252.00
Health and Senior Services Document Services Fund (0646)						
DIV COMM&PUBLIC HLTH PS	10.635	1234	360,142.00	7,727.30	---	352,414.70
DIV COMM&PUBLIC HLTH E&E	10.635	1236	275,000.00	34,404.44	---	240,595.56
Hazardous Waste Fund (0676)						
DIV COMM&PUBLIC HLTH PS	10.635	1663	196,479.00	167,600.18	---	28,878.82
DIV COMM&PUBLIC HLTH E&E	10.635	1664	68,532.00	65,753.16	---	2,778.84
Safe Drinking Water Fund (0679)						
PUBLIC HEALTH LAB E&E	10.675	4530	435,197.00	351,068.21	---	84,128.79
Head Injury Fund (0742)						
HEAD INJURY SERVICES	10.645	7527	1,149,900.00	913,646.50	---	236,253.50
Putative Father Registry Fund (0780)						
DIV COMM&PUBLIC HLTH PS	10.635	1247	73,721.00	22,556.49	---	51,164.51
DIV COMM&PUBLIC HLTH E&E	10.635	1251	28,756.00	840.75	---	27,915.25
Missouri Health Care Access Fund (0806)						
HEALTHCARE ACCESS	10.660	2290	1.00	---	---	1.00
Organ Donor Program Fund (0824)						
DIV COMM&PUBLIC HLTH PS	10.635	1225	108,540.00	64,912.53	---	43,627.47
DIV COMM&PUBLIC HLTH E&E	10.635	1230	82,010.00	4,040.68	---	77,969.32
DIV COMM&PUBLIC HLTH PROG	10.645	1257	100,000.00	---	---	100,000.00
Missouri Lead Abatement Loan Fund (0893)						
LEAD ABATEMENT LOAN PRGM	10.645	5313	76,000.00	41,169.56	---	34,830.44

Governor's Council on Physical Fitness Institution Gift Trust Fund (0924)							
DIV COMM&PUBLIC HLTH E&E	10.635	2431	50,000.00	---	---		50,000.00

Division of Senior and Disability Services

Elderly Home-Delivered Meals Trust Fund (0296)							
AAA CONTRACTS	10.715	4521	100,000.00	45,011.00	---		54,989.00
In-Home Services Gross Receipts Tax Fund (0934)							
IN-HOME SVC PGRM MEDICAID	10.695	7106	1.00	---	---		1.00

Division of Regulation and Licensure

Nursing Facility Federal Reimbursement Allowance Fund (0196)							
DIV OF REG&LICENSURE E&E	10.735	7107	725,000.00	467,177.20	---		257,822.80
Nursing Facility Quality of Care Fund (0271)							
DIV OF REG&LICENSURE PS	10.735	1270	1,007,677.00	670,018.39	---		337,658.61
DIV OF REG&LICENSURE E&E	10.735	1271	1,151,481.00	717,176.03	---		434,304.97
Mammography Fund (0293)							
DIV OF REG&LICENSURE PS	10.735	1275	61,387.00	38,633.80	---		22,753.20
DIV OF REG&LICENSURE E&E	10.735	1276	13,560.00	9,002.13	---		4,557.87
Early Childhood Development, Education and Care Fund (0859)							
DIV OF REG&LICENSURE PS	10.735	1278	206,785.00	200,567.61	---		6,217.39
DIV OF REG&LICENSURE E&E	10.735	1280	57,561.00	30,358.29	---		27,202.71

DEPARTMENT OF TRANSPORTATION

Motorcycle Safety Trust Fund (0246)							
MAINTENANCE E&E	04.415	6311	425,000.00	421,587.44	---		3,412.56
Grade Crossing Safety Account Fund (0290)							
RR GRADE CROSSING HAZARDS	04.505	6179	5,529,568.00	1,903,846.87	---		3,625,721.13
State Highways and Transportation Department Fund (0644)							
ST HWY&TRANSP DP FUND REF	04.425	6172	200,000.00	30,769.14	---		169,230.86
MOTOR FUEL TAX REFUND	04.425	6173	30,000,000.00	22,218,551.77	---		7,781,448.23
Railroad Expense Fund (0659)							
MULTIMODAL OPS ADMIN PS	04.435	6174	433,616.00	346,227.74	---		87,388.26
MULTIMODAL OPS ADMIN E&E	04.435	6175	151,421.00	87,741.11	---		63,679.89
SUPPORT TO MULTIMODAL DIV	04.440	6180	102,532.00	76,297.15	---		26,234.85
FRINGES MULTIMODAL PS	04.405	6181	245,334.00	181,294.03	---		64,039.97
State Transportation Fund (0675)							
FRINGES MULTIMODAL PS	04.405	0115	72,141.00	59,433.13	---		12,707.87
SUPPORT TO MULTIMODAL DIV	04.440	0436	50,951.00	16,872.32	---		34,078.68
TRANSIT FUNDS COUNTED	04.455	0786	560,875.00	560,875.00	---		---
MO AMTRAK STATIONS	04.500	1046	25,000.00	24,998.52	---		1.48

**STATE OF MISSOURI
SUMMARY OF APPROPRIATION ACTIVITY
SPECIAL REVENUE FUNDS
FOR THE APPROPRIATION YEAR 2012**

	H.B. No.	Appr. No.	Appropriations	Expenditures and Transfers Out	Biennial Rollovers to 2013	Lapse of Appropriations
MULTIMODAL OPS ADMIN E&E	04.435	2270	10,395.00	5,652.42	---	4,742.58
PORT AUTH FINANCIAL ASST	04.525	7489	359,747.00	359,747.00	---	---
ELDRLY&DISAB TRAN ASSTIST	04.465	7512	1,274,478.00	1,274,478.00	---	---
MULTIMODAL OPS ADMIN PS	04.435	9939	155,184.00	110,260.87	---	44,923.13
Light Rail Safety Fund (0838)						
LIGHT RAIL SAFETY E&E	04.490	6178	1.00	---	---	1.00
State Transportation Assistance Revolving Fund (0841)						
MULTIMODAL REVOLVING LOAN	04.445	4404	550,000.00	---	---	550,000.00
Aviation Trust Fund (0952)						
AIRPORT CI & MAINT	04.515	1045	8,000,000.00	1,356,506.12	---	6,643,493.88
MULTIMODAL OPS ADMIN PS	04.435	4660	478,560.00	429,268.19	---	49,291.81
MULTIMODAL OPS ADMIN E&E	04.435	4661	24,827.00	20,181.22	---	4,645.78
FRINGES MULTIMODAL PS	04.405	4662	297,155.00	252,846.57	---	44,308.43
SUPPORT TO MULTIMODAL DIV	04.440	4857	75,567.00	64,134.53	---	11,432.47
<u>DEPARTMENT OF LABOR AND INDUSTRIAL RELATIONS</u>						
Workers' Compensation Fund (0652)						
DOLIR LEASING	13.005	3236	229,860.00	218,168.75	---	11,691.25
DOLIR STATE OWNED	13.010	7722	346,216.00	340,930.40	---	5,285.60
CRITICAL M&R	21.015	7973	400,000.00	---	400,000.00	---
Special Employment Security Fund (0949)						
DOLIR STATE OWNED	13.010	7724	970.00	954.56	---	15.44
CRITICAL M&R	21.015	7974	200,000.00	---	200,000.00	---
<u>Division of Labor Standards</u>						
Workers' Compensation Fund (0652)						
ADMINISTRATION/LS PS	07.820	3565	181,799.00	157,539.06	---	24,259.94
ADMINISTRATION/LS E&E	07.820	3566	128,166.00	36,278.08	---	91,887.92
ON-SITE CONSULT/LS PS	07.825	7254	60,368.00	60,368.00	---	---
ON-SITE CONSULT/LS E&E	07.825	7275	8,268.00	8,268.00	---	---
MINE SAFETY TRNG PRGM PS	07.830	7645	41,674.00	41,674.00	---	---
MINE SAFETY TRNG PRGM E&E	07.830	7647	12,684.00	12,684.00	---	---
Child Labor Enforcement Fund (0826)						
ADMINISTRATION/LS E&E	07.820	2665	185,000.00	11,635.56	---	173,364.44

Division of Workers' Compensation

Tort Victims Compensation Fund (0622)

ADMIN WORK COMP E&E	07.840	5259	5,000.00	0.64	---	4,999.36
TORT VICTIMS COMP PAYMENT	07.870	6107	100,000.00	---	---	100,000.00

Workers' Compensation Fund (0652)

ADMIN WORK COMP PS	07.840	0690	7,615,848.00	7,081,884.23	---	533,963.77
ADMIN WORK COMP E&E	07.840	0693	1,410,515.00	830,156.81	---	580,358.19
ADMIM WORK COMP REFUND	07.845	3573	50,000.00	---	---	50,000.00

Workers' Compensation - Second Injury Fund (0653)

SECOND INJURY FUND CLAIMS	07.850	4636	47,359,511.00	37,162,785.59	---	10,196,725.41
SECOND INJURY REFUNDS	07.855	6106	250,000.00	41,295.05	---	208,704.95

Division of Employment Security

War on Terror Unemployment Compensation Fund (0736)

WAR ON TERROR E&E	07.895	3761	45,000.00	---	---	45,000.00
WAR ON TERROR	07.895	3762	45,000.00	---	---	45,000.00

Special Employment Security - Bond Proceeds Fund (0947)

BUFF BOND PROCEEDS E&E	07.900	7344	1.00	---	---	1.00
------------------------	--------	------	------	-----	-----	------

Special Employment Security Fund (0949)

M&R STATEWIDE SESF	17.045	0708	59,112.00	46,866.35	12,245.65	---
M&R EMPLOYMENT SECURITY	17.130	0721	11,077.00	1,564.50	9,512.50	---
SPECIAL EMP SECURITY E&E	07.890	2945	1,885,358.00	778,723.92	---	1,106,634.08
EMP SEC EXTERIOR REPRS	17.130	4056	172,035.00	25,846.00	146,189.00	---
SPECIAL EMP SECURITY PS	07.890	5414	504,509.00	123,842.82	---	380,666.18
FEDERAL INTEREST PAYMENTS	07.890	6685	25,000,000.00	23,254,274.10	---	1,745,725.90

Unemployment Automation Fund (0953)

ADMIN EMP SEC PS	07.880	4391	200,000.00	---	---	200,000.00
------------------	--------	------	------------	-----	-----	------------

Labor and Industrial Relations Commission

Workers' Compensation Fund (0652)

INDUSTRIAL COMMISSION PS	07.815	3096	388,785.00	377,342.96	---	11,442.04
INDUSTRIAL COMMISSION E&E	07.815	4526	60,795.00	28,047.49	---	32,747.51

DEPARTMENT OF MENTAL HEALTH

Compulsive Gamblers Fund (0249)

REFUNDS	10.035	4412	100.00	---	---	100.00
MENTAL HEALTH STATE OWNED	13.010	7753	1,654.00	1,627.87	---	26.13

Health Initiatives Fund (0275)

REFUNDS	10.035	4407	100.00	---	---	100.00
MENTAL HEALTH STATE OWNED	13.010	7754	7,549.00	7,325.56	---	223.44

Mental Health Earnings Fund (0288)

REFUNDS	10.035	4409	25,100.00	25,088.00	---	12.00
MENTAL HEALTH STATE OWNED	13.010	7755	4,137.00	4,069.80	---	67.20

**STATE OF MISSOURI
SUMMARY OF APPROPRIATION ACTIVITY
SPECIAL REVENUE FUNDS
FOR THE APPROPRIATION YEAR 2012**

	H.B. No.	Appr. No.	Appropriations	Expenditures and Transfers Out	Biennial Rollovers to 2013	Lapse of Appropriations
Mental Health Trust Fund (0926)						
MENTAL HLT TRUST FUND PS	10.045	4136	427,464.00	57,588.78	---	369,875.22
MENTAL HLT TRUST FUND E&E	10.045	4137	1,219,597.00	752,130.49	---	467,466.51
REFUNDS	10.035	4410	100.00	11.86	---	88.14
<u>Office of the Director</u>						
Mental Health Earnings Fund (0288)						
STAFF TRAINING PS	10.030	6780	100,000.00	---	---	100,000.00
<u>Division of Alcohol and Drug Abuse</u>						
Compulsive Gamblers Fund (0249)						
COMPULSIVE GAMBLING TRTMT	10.115	0313	204,870.00	115,907.75	---	88,962.25
COMPULSIVE GAMBLING PS	10.115	2451	39,936.00	39,935.81	---	0.19
COMPULSIVE GAMBLING E&E	10.115	2452	5,194.00	1,458.17	---	3,735.83
Health Initiatives Fund (0275)						
ADA ADMIN PS	10.100	1839	45,069.00	43,716.92	---	1,352.08
ADA TREATMENT-MEDICAID MT	10.110	2044	2,426,799.00	2,426,798.15	---	0.85
COMMUNITY 2000	10.105	3145	82,148.00	82,148.00	---	---
ADA TREATMENT SERVICES	10.110	4151	3,719,418.00	3,719,418.00	---	---
SATOP PS	10.120	7247	190,262.00	190,261.94	---	0.06
SATOP E&E	10.120	7248	41,204.00	37,126.76	---	4,077.24
Mental Health Earnings Fund (0288)						
SATOP	10.120	3901	4,823,352.00	4,823,351.78	---	0.22
ADA ADMIN PS	10.100	4140	127,035.00	122,838.87	---	4,196.13
ADA ADMIN E&E	10.100	4141	99,398.00	48,455.63	---	50,942.37
<u>Division of Comprehensive Psychiatric Services</u>						
Mental Health Earnings Fund (0288)						
ADULT COMMUNITY PROGRAM	10.210	3551	583,740.00	432,848.08	---	150,891.92
CPS FACILITY SUPPORT-E&E	10.205	6774	416,100.00	352,221.23	---	63,878.77
Mental Health Trust Fund (0926)						
NW MO PSY REHAB CTR PS	10.305	2768	447,558.00	---	---	447,558.00

DEPARTMENT OF NATURAL RESOURCES

Missouri Air Emission Reduction Fund (0267)						
REFUND ACCOUNTS	06.265	1591	12,531.00	9,811.50	---	2,719.50
Natural Resources Protection Fund (0555)						
ENVIRONMENTAL DAMAGES	06.250	2415	219,711.00	---	---	219,711.00
Natural Resources Protection - Water Pollution Permit Fee Subaccount Fund (0568)						
REFUND ACCOUNTS	06.265	2739	50,000.00	46,982.11	---	3,017.89
ENVIRONMENTAL DAMAGES	06.250	4301	50,000.00	---	---	50,000.00
Solid Waste Management - Scrap Tire Subaccount Fund (0569)						
REFUND ACCOUNTS	06.265	3536	1,165.00	---	---	1,165.00
Solid Waste Management Fund (0570)						
REFUND ACCOUNTS	06.265	3537	1,165.00	---	---	1,165.00
Metallic Minerals Waste Management Fund (0575)						
REFUND ACCOUNTS	06.265	3538	165.00	---	---	165.00
Natural Resources Protection - Air Pollution Asbestos Fee Subaccount Fund (0584)						
REFUND ACCOUNTS	06.265	2740	9,930.00	4,310.00	---	5,620.00
Underground Storage Tank Regulation Program Fund (0586)						
REFUND ACCOUNTS	06.265	2742	4,965.00	---	---	4,965.00
Natural Resources Protection - Air Pollution Permit Fee Subaccount Fund (0594)						
REFUND ACCOUNTS	06.265	2743	54,387.00	53,559.00	---	828.00
Water and Wastewater Loan Revolving Fund (0602)						
REFUND ACCOUNTS	06.265	3539	25,155.00	---	---	25,155.00
Parks Sales Tax Fund (0613)						
REFUND ACCOUNTS	06.265	3374	2,165.00	---	---	2,165.00
Soil and Water Sales Tax Fund (0614)						
REFUND ACCOUNTS	06.265	3540	329.00	---	---	329.00
Water and Wastewater Loan Fund (0649)						
REFUND ACCOUNTS	06.265	3541	165.00	---	---	165.00
Groundwater Protection Fund (0660)						
REFUND ACCOUNTS	06.265	2744	3,000.00	925.00	---	2,075.00
Hazardous Waste Fund (0676)						
REFUND ACCOUNTS	06.265	2746	44,430.00	12,539.57	---	31,890.43
Safe Drinking Water Fund (0679)						
REFUND ACCOUNTS	06.265	2745	5,748.00	2,647.14	---	3,100.86
Coal Mine Land Reclamation Fund (0684)						
REFUND ACCOUNTS	06.265	3544	165.00	---	---	165.00
Oil and Gas Remedial Fund (0699)						
REFUND ACCOUNTS	06.265	7418	750.00	---	---	750.00

**STATE OF MISSOURI
SUMMARY OF APPROPRIATION ACTIVITY
SPECIAL REVENUE FUNDS
FOR THE APPROPRIATION YEAR 2012**

	H.B. No.	Appr. No.	Appropriations	Expenditures and Transfers Out	Biennial Rollovers to 2013	Lapse of Appropriations
Storm Water Loan Revolving Fund (0754) REFUND ACCOUNTS	06.265	6865	200.00	---	---	200.00
Rural Water and Sewer Loan Revolving Fund (0755) REFUND ACCOUNTS	06.265	6866	165.00	---	---	165.00
Geologic Resources Fund (0801) REFUND ACCOUNTS	06.265	2891	400.00	---	---	400.00
Concentrated Animal Feeding Operation Indemnity Fund (0834) REFUND ACCOUNTS	06.265	4451	450.00	---	---	450.00
Missouri Alternative Fuel Vehicle Loan Fund (0886) REFUND ACCOUNTS	06.265	3130	50.00	---	---	50.00
Dry-Cleaning Environmental Response Trust Fund (0898) REFUND ACCOUNTS	06.265	3129	4,000.00	---	---	4,000.00
Mined Land Reclamation Fund (0906) REFUND ACCOUNTS	06.265	2748	9,930.00	3,100.00	---	6,830.00
Babler State Park Fund (0911) REFUND ACCOUNTS	06.265	3375	417.00	---	---	417.00
<u>Department Operations</u>						
Solid Waste Management Fund (0570) DT OP-CONTRACT AUDITS E&E	06.200	2295	92,064.00	17,834.00	---	74,230.00
Soil and Water Sales Tax Fund (0614) DT OP-CONTRACT AUDITS E&E	06.200	2299	177,532.00	96,211.50	---	81,320.50
Water and Wastewater Loan Fund (0649) DEPT OPERATIONS E&E	06.200	1816	27,000.00	---	---	27,000.00
<u>Soil and Water Conservation Program</u>						
Soil and Water Sales Tax Fund (0614) SPECIAL AREA LAND TREATMT	06.210	1420	2,800,000.00	1,689,104.08	---	1,110,895.92
SOIL & WATER RES GRANT	06.210	1423	75,000.00	---	---	75,000.00
COST SHARE GRANT	06.210	1425	26,300,000.00	26,113,493.16	---	186,506.84
CONS EQUIP INCENTIVE PRG	06.210	1427	500,000.00	10,369.33	---	489,630.67
SOIL & WATER CONSERV PS	06.210	5338	1,319,456.00	1,279,638.25	---	39,817.75
SOIL & WATER CONSERV E&E	06.210	5339	638,555.00	338,698.23	---	299,856.77
GRANTS TO SOIL DISTRICTS	06.210	7607	11,680,820.00	10,478,928.81	---	1,201,891.19

Division of Energy

Utilicare Stabilization Fund (0134)						
ENERGY EFFICIENT SERVICES	06.205	4218	100.00	---	---	100.00
Petroleum Violation Escrow Fund (0669)						
ENERGY EFFICIENT SERVICES	06.205	1452	230,000.00	229,933.32	---	66.68
Missouri Alternative Fuel Vehicle Loan Fund (0886)						
ENERGY EFFICIENT SERVICES	06.205	1965	2,000.00	---	---	2,000.00

Division of Environmental Quality

Missouri Air Emission Reduction Fund (0267)						
AIR POLLUTION CNTRL PS	06.210	4381	698,881.00	697,407.20	---	1,473.80
AIR POLLUTION CNTRL E&E	06.210	4384	722,414.00	89,700.51	---	632,713.49
Natural Resources Protection Fund (0555)						
HAZARDOUS WASTE PS	06.210	5377	199,965.00	187,508.10	---	12,456.90
HAZARDOUS WASTE E&E	06.210	5383	15,375.00	14,777.40	---	597.60
AIR POLLUTION CNTRL E&E	06.210	5494	20.00	---	---	20.00
WATER PROTECTION PRG E&E	06.210	7178	50,500.00	29,294.76	---	21,205.24
ENVIRONMENTAL SVS PS	06.210	7359	82,240.00	47,402.31	---	34,837.69
ENVIRONMENTAL SVS E&E	06.210	7364	86,700.00	86,616.54	---	83.46
Natural Resources Protection - Water Pollution Permit Fee Subaccount Fund (0568)						
WATER QUALITY STUDY GRANT	06.210	1359	1,098,964.00	663,664.38	---	435,299.62
TECHNCL ASSIST GRANTS DEQ	06.210	4387	133,355.00	75,339.52	---	58,015.48
REGIONAL OFFICES PS	06.210	5342	1,506,150.00	1,077,264.54	---	428,885.46
REGIONAL OFFICES E&E	06.210	5351	189,786.00	26,895.57	---	162,890.43
ENVIRONMENTAL SVS PS	06.210	5410	221,299.00	101,548.44	---	119,750.56
CONSTRUCTION GRNTS&LOANS	06.210	6955	1.00	---	---	1.00
WATER PROTECTION PRG PS	06.210	7174	1,225,343.00	915,394.06	---	309,948.94
WATER PROTECTION PRG E&E	06.210	7179	969,694.00	262,191.92	---	707,502.08
Solid Waste Management - Scrap Tire Subaccount Fund (0569)						
SOLID WASTE MANAGEMENT	06.210	1419	2,846,090.00	1,551,600.34	---	1,294,489.66
REGIONAL OFFICES PS	06.210	5343	263,123.00	186,821.91	---	76,301.09
REGIONAL OFFICES E&E	06.210	5352	67,279.00	23,513.17	---	43,765.83
SOLID WASTE MGMT PS	06.210	5389	218,058.00	196,071.75	---	21,986.25
SOLID WASTE MGMT E&E	06.210	5392	69,764.00	9,912.15	---	59,851.85
Solid Waste Management Fund (0570)						
SOLID WASTE MANAGEMENT	06.210	1418	15,545,026.00	8,367,836.53	---	7,177,189.47
REGIONAL OFFICES PS	06.210	5344	381,673.00	359,639.82	---	22,033.18
REGIONAL OFFICES E&E	06.210	5353	134,969.00	45,421.95	---	89,547.05
SOLID WASTE MGMT PS	06.210	5390	1,496,738.00	1,197,927.91	---	298,810.09
SOLID WASTE MGMT E&E	06.210	5393	494,496.00	97,972.74	---	396,523.26
HAZARDOUS WASTE PS	06.210	5529	10,996.00	10,894.62	---	101.38
ENVIRONMENTAL SVS PS	06.210	7363	45,975.00	30,705.06	---	15,269.94
ENVIRONMENTAL SVS E&E	06.210	7365	11,348.00	3,307.43	---	8,040.57

**STATE OF MISSOURI
SUMMARY OF APPROPRIATION ACTIVITY
SPECIAL REVENUE FUNDS
FOR THE APPROPRIATION YEAR 2012**

	H.B. No.	Appr. No.	Appropriations	Expenditures and Transfers Out	Biennial Rollovers to 2013	Lapse of Appropriations
Metallic Minerals Waste Management Fund (0575)						
LAND RECLAMATION PS	06.210	5398	59,378.00	33,900.19	---	25,477.81
LAND RECLAMATION E&E	06.210	5403	9,391.00	3,973.35	---	5,417.65
Natural Resources Protection - Air Pollution Asbestos Fee Subaccount Fund (0584)						
AIR POLLUTION CNTRL PS	06.210	5368	154,112.00	111,433.14	---	42,678.86
AIR POLLUTION CNTRL E&E	06.210	5373	46,355.00	13,952.46	---	32,402.54
REGIONAL OFFICES PS	06.210	6013	52,741.00	---	---	52,741.00
AIR POLL CONTROL GRANTS	06.210	9766	75,000.00	200.00	---	74,800.00
Underground Storage Tank Regulation Program Fund (0586)						
HAZARDOUS WASTE PS	06.210	5379	86,020.00	59,114.19	---	26,905.81
HAZARDOUS WASTE E&E	06.210	5385	14,056.00	13,932.20	---	123.80
Natural Resources Protection - Air Pollution Permit Fee Subaccount Fund (0594)						
AIR POLL CONTROL GRANTS	06.210	1364	2,027,000.00	311,027.05	---	1,715,972.95
REGIONAL OFFICES PS	06.210	5346	1,048,986.00	762,369.86	---	286,616.14
REGIONAL OFFICES E&E	06.210	5355	174,556.00	83,018.50	---	91,537.50
AIR POLLUTION CNTRL PS	06.210	5369	3,333,680.00	2,936,726.95	---	396,953.05
AIR POLLUTION CNTRL E&E	06.210	5374	949,047.00	92,769.97	---	856,277.03
ENVIRONMENTAL SVS PS	06.210	5412	473,535.00	381,152.60	---	92,382.40
ENVIRONMENTAL SVS E&E	06.210	5422	186,911.00	168,362.27	---	18,548.73
Water and Wastewater Loan Revolving Fund (0602)						
WATER & WASTEWATER LOAN	06.210	1446	203,580,973.00	58,295,748.56	---	145,285,224.44
DRINKING WATER LOAN	06.210	5470	4,000,000.00	662,808.08	---	3,337,191.92
Soil and Water Sales Tax Fund (0614)						
REGIONAL OFFICES E&E	06.210	5474	20,000.00	9,900.33	---	10,099.67
Water and Wastewater Loan Fund (0649)						
DRINKING WATER LOAN	06.210	1442	18,000,000.00	9,239,511.86	---	8,760,488.14
WATER & WASTEWATER LOAN	06.210	1450	111,000,000.00	47,579,422.72	---	63,420,577.28
REGIONAL OFFICES E&E	06.210	5356	1.00	---	---	1.00
CLEAN WATER SRF PS	18.080	5560	22,476,732.00	9,703,383.01	12,773,348.99	---
DRINKING WATER SRF	18.080	5561	3,237,648.00	2,159,416.06	1,078,231.94	---
CLEAN WATER SRF PS	18.080	6724	113,442.00	---	113,442.00	---
CLEAN WATER SRF E&E	18.080	6919	256,356.00	---	256,356.00	---
WATER PROTECTION PRG PS	06.210	6954	1,122,990.00	1,086,593.42	---	36,396.58
WATER PROTECTION PRG E&E	06.210	7180	86,408.00	46,854.27	---	39,553.73

Hazardous Waste Fund (0676)						
SUPERFUND CLEANUP	06.210	1172	21,274.00	12,756.57	---	8,517.43
HAZARD MAT ANALYSIS	06.210	3080	60,210.00	---	---	60,210.00
ENVIRONMENT EMERG RESPONS	06.210	3082	48,000.00	42,927.64	---	5,072.36
EMERGENCY RESPONSE LOAN	06.210	3083	150,000.00	---	---	150,000.00
REGIONAL OFFICES E&E	06.210	5357	14,250.00	14,091.62	---	158.38
HAZARDOUS WASTE PS	06.210	5380	1,294,731.00	1,146,369.36	---	148,361.64
HAZARDOUS WASTE E&E	06.210	5386	141,453.00	137,558.81	---	3,894.19
ENVIRONMENTAL SVS PS	06.210	5413	100,893.00	66,717.75	---	34,175.25
ENVIRONMENTAL SVS E&E	06.210	5423	29,889.00	16,684.50	---	13,204.50
REGIONAL OFFICES PS	06.210	7790	221,688.00	163,754.60	---	57,933.40
Safe Drinking Water Fund (0679)						
DRINKING WATER ANALYSIS	06.210	3382	600,000.00	297,771.00	---	302,229.00
REGIONAL OFFICES PS	06.210	5348	709,129.00	673,715.27	---	35,413.73
REGIONAL OFFICES E&E	06.210	5358	228,392.00	189,715.54	---	38,676.46
ENVIRONMENTAL SVS PS	06.210	5415	554,839.00	480,202.53	---	74,636.47
WATER PROTECTION PRG PS	06.210	7175	465,355.00	465,342.93	---	12.07
WATER PROTECTION PRG E&E	06.210	7181	745,246.00	454,212.64	---	291,033.36
Coal Mine Land Reclamation Fund (0684)						
LAND RECLAMATION PS	06.210	5399	63,655.00	41,508.68	---	22,146.32
LAND RECLAMATION E&E	06.210	5404	18,101.00	3,440.16	---	14,660.84
COAL MINED LAND FUND PROJ	06.210	7454	350,000.00	26,900.00	---	323,100.00
Storm Water Loan Revolving Fund (0754)						
STORMWATER CONTROL LOANS	06.210	6848	1,014,141.00	---	---	1,014,141.00
Rural Water and Sewer Loan Revolving Fund (0755)						
RURAL WATER&SEWER LOANS	06.210	6849	2,155,717.00	1,797,381.35	---	358,335.65
Concentrated Animal Feeding Operation Indemnity Fund (0834)						
CAFO CLOSURES	06.210	3480	100,000.00	---	---	100,000.00
Dry-Cleaning Environmental Response Trust Fund (0898)						
HAZARDOUS WASTE PS	06.210	5467	174,466.00	121,801.04	---	52,664.96
HAZARDOUS WASTE E&E	06.210	5468	25,932.00	6,635.64	---	19,296.36
DRYCLEANERS CLEANUP	06.210	5469	376,000.00	376,000.00	---	---
Mined Land Reclamation Fund (0906)						
LAND RECLAMATION PS	06.210	5400	376,243.00	343,657.84	---	32,585.16
LAND RECLAMATION E&E	06.210	5405	219,450.00	84,229.40	---	135,220.60
LAND RECLMT BOND FORFEIT	06.210	7453	900,000.00	82,732.05	---	817,267.95
<u>Division of Geology and Land Survey</u>						
Natural Resources Protection - Water Pollution Permit Fee Subaccount Fund (0568)						
DGLS OPERATIONS PS	06.210	2161	13,455.00	3,258.75	---	10,196.25
DGLS OPERATIONS E&E	06.210	2162	6,924.00	1,365.08	---	5,558.92

**STATE OF MISSOURI
SUMMARY OF APPROPRIATION ACTIVITY
SPECIAL REVENUE FUNDS
FOR THE APPROPRIATION YEAR 2012**

	H.B. No.	Appr. No.	Appropriations	Expenditures and Transfers Out	Biennial Rollovers to 2013	Lapse of Appropriations
Solid Waste Management Fund (0570)						
DGLS OPERATIONS PS	06.210	2163	114,335.00	79,804.59	---	34,530.41
DGLS OPERATIONS E&E	06.210	2164	10,061.00	9,748.38	---	312.62
Groundwater Protection Fund (0660)						
DGLS OPERATION PS	06.210	1956	479,695.00	398,708.63	---	80,986.37
DGLS OPERATION E&E	06.210	2411	103,664.00	72,220.25	---	31,443.75
Hazardous Waste Fund (0676)						
DGLS OPERATIONS PS	06.210	2165	145,940.00	111,328.83	---	34,611.17
DGLS OPERATIONS E&E	06.210	2171	32,009.00	32,008.80	---	0.20
Oil and Gas Remedial Fund (0699)						
OIL & GAS REMEDIAL FUND	06.210	7767	23,000.00	---	---	23,000.00
DGLS OPERATION PS	06.210	7801	7,000.00	5,684.18	---	1,315.82
DGLS OPERATION E&E	06.210	7802	8,000.00	7,999.51	---	0.49
Geologic Resources Fund (0801)						
DGLS OPERATION PS	06.210	2861	96,900.00	64,578.64	---	32,321.36
DGLS OPERATION E&E	06.210	2889	30,000.00	5,851.57	---	24,148.43
Dry-Cleaning Environmental Response Trust Fund (0898)						
DGLS OPERATIONS PS	06.210	2206	24,741.00	---	---	24,741.00
DGLS OPERATIONS E&E	06.210	2208	3,735.00	---	---	3,735.00
<u>Division of State Parks</u>						
Natural Resources Protection Fund (0555)						
DNR SPENDING AUTHORITY	17.080	3367	908,130.00	476,148.39	431,981.61	---
Parks Sales Tax Fund (0613)						
STATE PARKS OPERATION E&E	06.235	0664	8,212,215.00	6,627,068.18	---	1,585,146.82
LEVY DISTRICT PAYMENTS	06.235	1942	9,056.00	9,055.07	---	0.93
STATE PARKS OPERATION PS	06.235	2082	17,448,439.00	17,176,763.03	---	271,675.97
PRJS ST & HIST PROPERTIES	17.085	6593	1,331,758.00	239,300.23	1,092,457.77	---
DNR WATER WASTE IMPROV	17.090	6594	1,500,000.00	---	1,500,000.00	---
CATASTROPHIC PROJECTS	17.100	6598	698,155.00	96,979.39	601,175.61	---
BRUCE R WATKINS CENTER	06.235	7814	100,000.00	100,000.00	---	---
PAYMENT IN LIEU OF TAXES	06.235	7815	25,875.00	---	---	25,875.00
PRJS ST & HIST PROPERTIES	21.070	7990	1,450,000.00	177,106.41	1,272,893.59	---
DNR WATER WASTE IMPROV	21.075	7992	1,500,000.00	2,053.56	1,497,946.44	---
CATASTROPHIC PROJECTS	21.080	7993	1,926,000.00	374,357.97	1,551,642.03	---
Meramec-Onondaga State Parks Fund (0698)						
STATE PARKS OPERATION E&E	06.235	2085	5,600.00	---	---	5,600.00

Economic Development Advancement
Fund (0783)

HISTORIC PRESERVATION PS	06.240	2834	96,732.00	95,339.73	---	1,392.27
HISTORIC PRESERVATION E&E	06.240	2837	14,437.00	5,129.29	---	9,307.71
Babler State Park Fund (0911)						
STATE PARKS OPERATION PS	06.235	2086	62,925.00	52,439.90	---	10,485.10
STATE PARKS OPERATION E&E	06.235	2087	106,579.00	62,000.00	---	44,579.00

DEPARTMENT OF PUBLIC SAFETY

State Highways and Transportation
Department Fund (0644)

CRITICAL M&R	21.015	7972	500,000.00	127,750.13	372,249.87	---
Crime Victims' Compensation Fund (0681)						
PUBLIC SAFETY STATE OWNED	13.010	7733	18,436.00	18,173.37	---	262.63

Office of the Director

Missouri Crime Prevention Information and
Programming Fund (0253)

DIRECTOR ADMIN E&E	08.005	2328	50,000.00	---	---	50,000.00
Peace Officer Standards and Training Commission Fund (0281)						
POST TRAINING	08.070	1645	1,400,000.00	1,252,978.12	---	147,021.88
State Forensic Laboratory Fund (0591)						
STATE FORENSIC LABS	08.060	8770	336,000.00	334,420.39	---	1,579.61
Services to Victims Fund (0592)						
DIRECTOR ADMIN PS	08.005	0782	49,277.00	45,105.96	---	4,171.04
DIRECTOR ADMIN E&E	08.005	0783	4,250.00	1,505.67	---	2,744.33
STATE SERVICES TO VICTIMS	08.035	8866	4,950,000.00	4,260,562.88	---	689,437.12
Crime Victims' Compensation Fund (0681)						
CRIME VICTIMS COMP	08.050	2279	6,987,329.00	3,548,313.83	---	3,439,015.17
DIRECTOR ADMIN E&E	08.005	5220	1,456,194.00	1,300,059.90	---	156,134.10
STATE SERVICES TO VICTIMS	08.035	5668	50,000.00	39,795.20	---	10,204.80
DIRECTOR ADMIN PS	08.005	8769	473,090.00	414,040.05	---	59,049.95
Antiterrorism Fund (0759)						
DIRECTOR ADMIN E&E	08.005	7530	7,000.00	6,828.01	---	171.99
Deputy Sheriff Salary Supplementation Fund (0913)						
MOSMART	08.030	7930	6,400,000.00	1,058,733.25	---	5,341,266.75

Division of Fire Safety

Elevator Safety Fund (0257)

F S ADMIN PS	08.160	5629	307,366.00	305,585.31	---	1,780.69
F S ADMIN E&E	08.160	5630	88,146.00	88,132.02	---	13.98
Chemical Emergency Preparedness Fund (0587)						
FIREFIGHTER TRAINING	08.170	1382	100,000.00	78,436.00	---	21,564.00

**STATE OF MISSOURI
SUMMARY OF APPROPRIATION ACTIVITY
SPECIAL REVENUE FUNDS
FOR THE APPROPRIATION YEAR 2012**

	H.B. No.	Appr. No.	Appropriations	Expenditures and Transfers Out	Biennial Rollovers to 2013	Lapse of Appropriations
Boiler and Pressure Vessels Safety Fund (0744)						
F S ADMIN PS	08.160	6103	313,012.00	311,848.94	---	1,163.06
F S ADMIN E&E	08.160	6104	57,600.00	57,598.82	---	1.18
Missouri Explosives Safety Act Administration Fund (0804)						
F S ADMIN PS	08.160	2836	90,278.00	61,872.00	---	28,406.00
F S ADMIN E&E	08.160	2857	30,050.00	30,050.00	---	---
Fire Education Fund (0821)						
FIREFIGHTER TRAINING	08.170	0682	182,600.00	182,600.00	---	---
Cigarette Fire Safety and Firefighter Protection Fund (0937)						
FIRE SAFE CIGARETTE PS	08.165	6782	20,000.00	9,212.50	---	10,787.50
FIRE SAFE CIGARETTE E&E	08.165	6783	13,541.00	13,534.38	---	6.62
<u>State Highway Patrol</u>						
Gaming Commission Fund (0286)						
SHP TECHNICAL SERVICE PS	08.135	0636	20,502.00	---	---	20,502.00
SHP ENFORCEMENT E&E	08.095	1647	296,740.00	264,562.54	---	32,177.46
GASOLINE PURCHASE	08.105	1648	518,166.00	518,166.00	---	---
SHP ADMIN PS	08.085	2797	32,703.00	31,716.00	---	987.00
FRINGE BENEFITS PS	08.090	3276	157,981.00	122,932.42	---	35,048.58
FRINGE BENEFITS E&E	08.090	3277	14,028.00	4,517.61	---	9,510.39
SHP ADMIN E&E	08.085	4369	4,865.00	1,001.36	---	3,863.64
VEHICLE REPLACEMENT	08.110	4371	514,541.00	504,900.00	---	9,641.00
SHP ACADEMY PS	08.120	5917	163,329.00	163,058.09	---	270.91
SHP ACADEMY E&E	08.120	5918	82,298.00	72,748.56	---	9,549.44
DPS-SHP INSTIT	13.015	7744	50,281.00	50,281.00	---	---
Highway Patrol Inspection Fund (0297)						
VEH & DRIVER SAFETY	08.125	1379	90,000.00	57,188.28	---	32,811.72
Missouri State Water Patrol Fund (0400)						
STATE WATER PATROL PS	08.100	3595	1,665,244.00	1,247,732.40	---	417,511.60
STATE WATER PATROL E&E	08.100	3598	600,000.00	491,670.57	---	108,329.43
FRINGE BENEFITS PS	08.090	8036	950,001.00	798,961.95	---	151,039.05
FRINGE BENEFITS E&E	08.090	8037	110,001.00	87,396.28	---	22,604.72
State Forensic Laboratory Fund (0591)						
CRIME LABS E&E	08.115	8771	257,261.00	256,476.50	---	784.50

State Highways and Transportation
Department Fund (0644)

SHP TECHNICAL SERVICE PS	08.135	0630	12,837,706.00	11,486,316.07	---	1,351,389.93
SHP ADMIN PS	08.085	1130	5,621,583.00	5,403,031.62	---	218,551.38
SHP ADMIN E&E	08.085	1133	430,812.00	378,121.50	---	52,690.50
SHP ENFORCEMENT PS	08.095	1136	61,041,631.00	58,683,761.55	---	2,357,869.45
SHP ACADEMY PS	08.120	1143	1,231,932.00	1,116,806.62	---	115,125.38
SHP ACADEMY E&E	08.120	1148	76,872.00	69,031.44	---	7,840.56
VEH & DRIVER SAFETY PS	08.125	1150	10,475,977.00	9,861,769.24	---	614,207.76
VEH & DRIVER SAFETY E&E	08.125	1154	978,482.00	883,349.18	---	95,132.82
SHP ENFORCEMENT E&E	08.095	1430	6,352,958.00	6,159,207.06	---	193,750.94
SHP TECHNICAL SERVICE E&E	08.135	2285	12,355,215.00	12,235,839.38	---	119,375.62
ST HWY PATROL LEASING	13.005	3194	889,304.00	825,488.28	---	63,815.72
REFUND UNUSED STICKERS	08.130	3284	41,000.00	40,798.50	---	201.50
MSHPGQ UPGRADE ELECTR	17.135	4067	306,972.00	25,289.29	281,682.71	---
MSHPGQ EXTERIOR RENO	17.135	4068	82,162.00	---	82,162.00	---
FRINGE BENEFITS PS	08.090	4346	67,367,174.00	61,196,635.33	---	6,170,538.67
FRINGE BENEFITS E&E	08.090	4349	6,288,232.00	5,756,920.87	---	531,311.13
VEHICLE REPLACEMENT	08.110	4370	6,209,793.00	5,604,487.03	---	605,305.97
GASOLINE PURCHASE	08.105	4472	3,440,815.00	3,439,005.15	---	1,809.85
CRIME LABS PS	08.115	5296	3,616,622.00	3,313,309.14	---	303,312.86
CRIME LABS E&E	08.115	5297	895,386.00	868,524.00	---	26,862.00
INTEROPERABLE SYSTEM HWY	08.095	7101	23,251,052.00	23,211,664.00	---	39,388.00
DPS HP STATE OWNED	13.010	7740	157,553.00	152,998.00	---	4,555.00
DPS-SHP INSTIT	13.015	7745	1,775,179.00	1,721,924.00	---	53,255.00
INTEROPERABLE ONGOING HWY	08.095	7900	2,350,000.00	2,204,575.39	---	145,424.61
HP TROOP H HVAC UNITS	21.115	8003	293,720.00	---	293,720.00	---
HP TROOP F REMVE SEWER PL	21.115	8004	151,450.00	---	151,450.00	---
MSHPGQ FREIGHT ELEVATORS	21.115	8005	163,850.00	12,075.00	151,775.00	---
HP TROOP A CONCRETE PAD	21.115	8006	1,240,908.00	31,218.30	1,209,689.70	---
HP TROOP I REPLACE PIPING	21.115	8008	98,245.00	---	98,245.00	---
MSHPGQ REPLACE PIPING	21.115	8009	165,270.00	1,646.67	163,623.33	---
MSHPGQ ADMIN REPL PIPING	21.115	8010	75,505.00	16,646.66	58,858.34	---
MSHPGQ PHYSCL REPL PIPING	21.115	8012	142,261.00	1,399.67	140,861.33	---
TROOP D EVIDENCE & OFFICE	22.045	8075	675,600.00	46,845.40	628,754.60	---
HP HANNIBAL CDL SITE	22.050	8076	1,400,000.00	61,900.00	1,338,100.00	---
Criminal Record System Fund (0671)						
SHP TECHNICAL SERVICE PS	08.135	0635	3,714,225.00	3,485,918.60	---	228,306.40
SHP ADMIN PS	08.085	2121	40,110.00	37,296.01	---	2,813.99
SHP TECHNICAL SERVICE E&E	08.135	2286	4,072,575.00	1,377,126.22	---	2,695,448.78
ST HWY PATROL LEASING	13.005	3007	3,218.00	2,488.00	---	730.00
FBI BACKGROUND CHARGES	08.135	7163	2,425,000.00	2,343,361.50	---	81,638.50
FRINGE BENEFITS PS	08.090	8867	2,802,607.00	2,267,359.31	---	535,247.69
FRINGE BENEFITS E&E	08.090	8868	257,285.00	154,733.25	---	102,551.75
SHP ENFORCEMENT PS	08.095	8870	100,455.00	---	---	100,455.00
CRIME LABS PS	08.115	8872	101,055.00	98,524.31	---	2,530.69
CRIME LABS E&E	08.115	8873	3,600.00	3,600.00	---	---

**STATE OF MISSOURI
SUMMARY OF APPROPRIATION ACTIVITY
SPECIAL REVENUE FUNDS
FOR THE APPROPRIATION YEAR 2012**

	H.B. No.	Appr. No.	Appropriations	Expenditures and Transfers Out	Biennial Rollovers to 2013	Lapse of Appropriations
Highway Patrol's Motor Vehicle and Aircraft Revolving Fund (0695)						
SHP ENFORCEMENT E&E	08.095	1967	170,000.00	169,589.83	---	410.17
FRINGE BENEFITS PS	08.090	2900	3,749.00	---	---	3,749.00
FRINGE BENEFITS E&E	08.090	2901	617.00	394.28	---	222.72
SHP ENFORCEMENT PS	08.095	2903	7,657.00	---	---	7,657.00
VEHICLE REPLACEMENT	08.110	6461	6,267,240.00	5,904,774.95	---	362,465.05
Highway Patrol Traffic Records Fund (0758)						
SHP TECHNICAL SERVICE PS	08.135	3682	74,555.00	62,433.49	---	12,121.51
SHP ENFORCEMENT EE	08.095	6892	264,000.00	69,315.07	---	194,684.93
FRINGE BENEFITS PS	08.090	7284	46,661.00	32,749.50	---	13,911.50
FRINGE BENEFITS E&E	08.090	7285	4,993.00	2,887.02	---	2,105.98
DNA Profiling Analysis Fund (0772)						
CRIME LABS PS	08.115	7280	60,544.00	53,011.53	---	7,532.47
CRIME LABS E&E	08.115	7281	1,478,305.00	243,362.87	---	1,234,942.13
FRINGE BENEFITS PS	08.090	7282	44,535.00	32,531.16	---	12,003.84
FRINGE BENEFITS E&E	08.090	7283	6,026.00	1,958.90	---	4,067.10
Criminal Justice Network and Technology Revolving Fund (0842)						
SHP TECHNICAL SERVICE E&E	08.135	4113	2,200,000.00	2,022,681.01	---	177,318.99
<u>Adjutant General</u>						
Missouri National Guard Training Site Fund (0269)						
TRAINING SITE REVOLVING	08.275	3154	334,800.00	317,029.33	---	17,770.67
CONTRACT SERVICES PS	08.280	6942	19,032.00	14,918.65	---	4,113.35
Missouri National Guard Trust Fund (0900)						
NATIONAL GUARD TRUST FUND	08.250	1863	2,764,400.00	1,046,758.60	---	1,717,641.40
DPS-ADJ GEN INSTIT	13.025	3668	446,828.00	314,923.34	---	131,904.66
NATIONAL GUARD TRUST PS	08.250	7278	1,208,204.00	1,121,188.61	---	87,015.39
NATIONAL GUARD TRUST E&E	08.250	7279	1,469,325.00	685,727.65	---	783,597.35
CONTRACT SERVICES E&E	08.280	7524	231,249.00	231,195.23	---	53.77
<u>State Emergency Management Agency</u>						
Chemical Emergency Preparedness Fund (0587)						
A G SEMA PS	08.290	3882	155,790.00	143,113.46	---	12,676.54
A G SEMA E&E	08.290	3883	86,892.00	23,349.98	---	63,542.02
MERC DISTRIBUTIONS	08.295	3884	650,000.00	537,789.48	---	112,210.52

Missouri Veterans Commission

Veterans Trust Fund (0579)						
ADMIN & SERVICE E&E	08.175	0981	24,800.00	5,556.68	---	19,243.32
VETERANS HOMES E&E	08.185	2345	52,500.00	52,498.59	---	1.41
VETERAN'S VIDEOTAPING E&E	08.175	7064	1.00	---	---	1.00

Missouri Gaming Commission

Compulsive Gamblers Fund (0249)						
GAMING E&E	08.195	3087	60,000.00	1,087.33	---	58,912.67
Gaming Commission Fund (0286)						
GAMING COMMISSION FRINGES	08.200	1542	5,309,328.00	5,035,210.51	---	274,117.49
GAMING COMM FRINGES E&E	08.200	1543	267,317.00	211,087.17	---	56,229.83
GAMING COMM REFUNDS	08.205	1651	110,000.00	95,200.00	---	14,800.00
GAMING & BINGO PS	08.195	2990	13,858,412.00	12,153,018.16	---	1,705,393.84
GAMING & BINGO E&E	08.195	2991	1,914,597.00	1,261,666.73	---	652,930.27
GAMING COM LEASING	13.005	3198	379,253.00	370,643.80	---	8,609.20
GAMING COM STATE OWNED	13.010	7883	75,532.00	73,929.52	---	1,602.48
Bingo Proceeds for Education Fund (0289)						
BINGO REFUNDS	08.210	2994	5,000.00	---	---	5,000.00

DEPARTMENT OF REVENUE

State Highways and Transportation
Department Fund (0644)

REVENUE LEASING	13.005	7878	3,172.00	2,152.89	---	1,019.11
-----------------	--------	------	----------	----------	-----	----------

Legal Services

Motor Vehicle Commission Fund (0588)						
LEGAL SERV PS	04.020	1745	455,981.00	274,051.81	---	181,929.19
LEGAL SERV E&E	04.020	1746	36,077.00	1,016.47	---	35,060.53
State Highways and Transportation Department Fund (0644)						
HWY COLL ATTORNEY FEES	04.005	0889	5,000.00	---	---	5,000.00
HWY COLL LEGAL SERV PS	04.005	1777	1,016,786.00	986,252.58	---	30,533.42
HWY COLL LEGAL SERV E&E	04.005	1778	111,082.00	106,743.59	---	4,338.41
Tobacco Control Special Fund (0984)						
TOBACCO CONT ENFORCMNT PS	14.020	8246	10,260.00	---	---	10,260.00
TOBACCO CONT ENFORCMNT EE	14.020	8247	831.00	---	---	831.00

Administration Division

Health Initiatives Fund (0275)						
POSTAGE	04.025	1636	5,373.00	5,212.00	---	161.00
Motor Vehicle Commission Fund (0588)						
POSTAGE	04.025	6869	44,029.00	---	---	44,029.00
Conservation Commission Fund (0609)						
POSTAGE	04.025	6240	1,343.00	1,343.00	---	---

**STATE OF MISSOURI
SUMMARY OF APPROPRIATION ACTIVITY
SPECIAL REVENUE FUNDS
FOR THE APPROPRIATION YEAR 2012**

	H.B. No.	Appr. No.	Appropriations	Expenditures and Transfers Out	Biennial Rollovers to 2013	Lapse of Appropriations
State Highways and Transportation						
Department Fund (0644)						
HWY COLL ADMIN PS	04.005	1791	640,827.00	619,945.68	---	20,881.32
HWY COLL ADMIN E&E	04.005	1794	236,695.00	224,358.91	---	12,336.09
HWY COLL POSTAGE	04.005	1796	1,845,288.00	1,845,288.00	---	---
Breast Cancer Awareness Trust Fund (0915)						
INCOME TAX CHECK OFF DIST	04.155	4448	2,796.00	2,795.08	---	0.92
<u>MV/DL Division</u>						
Motor Vehicle Commission Fund (0588)						
MV/DL PS	04.015	1714	274,374.00	92,410.58	---	181,963.42
MV/DL E&E	04.015	1715	344,604.00	2,439.86	---	342,164.14
FED & OTHER FUND REFUNDS	04.065	7292	5,000.00	3,460.00	---	1,540.00
State Highways and Transportation						
Department Fund (0644)						
HIGHWAY FUND REFUNDS	04.070	1245	2,290,564.00	1,560,610.67	---	729,953.33
HWY COLL MV/DL PS	04.005	1773	3,922,828.00	3,802,627.69	---	120,200.31
HWY COLL MV/DL E&E	04.005	1774	2,868,792.00	2,786,913.00	---	81,879.00
Revenue Specialty Plate Fund (0775)						
MV/DL PS	04.015	1722	2,206.00	2,080.00	---	126.00
MV/DL E&E	04.015	1723	3,000.00	125.00	---	2,875.00
<u>Taxation Division</u>						
Health Initiatives Fund (0275)						
CIGARETTE TAX REFUNDS	04.090	1640	25,000.00	4,870.26	---	20,129.74
TAXATION PS	04.010	1701	49,332.00	46,620.86	---	2,711.14
TAXATION E&E	04.010	1702	4,382.00	---	---	4,382.00
Gaming Proceeds for Education Fund (0285)						
FED & OTHER FUND REFUNDS	04.065	3004	5,000.00	---	---	5,000.00
Gaming Commission Fund (0286)						
FED & OTHER FUND REFUNDS	04.065	0929	5,000.00	---	---	5,000.00
Elderly Home-Delivered Meals Trust Fund (0296)						
TAXATION PS	04.010	1703	12,582.00	11,790.24	---	791.76
Solid Waste Management - Scrap Tire Subaccount Fund (0569)						
FED & OTHER FUND REFUNDS	04.065	1592	13,986.00	6,934.40	---	7,051.60

Conservation Commission Fund (0609)						
TAXATION PS	04.010	1706	539,472.00	526,327.03	---	13,144.97
TAXATION E&E	04.010	1707	16,344.00	3,179.96	---	13,164.04
State School Money Fund (0616)						
CIGARETTE TAX REFUNDS	04.090	1641	25,000.00	10,371.15	---	14,628.85
Blind Pension Fund (0621)						
FED & OTHER FUND REFUNDS	04.065	7450	1,014.00	1,013.67	---	0.33
State Highways and Transportation Department Fund (0644)						
REFUNDS OF MOTOR FUEL TAX	04.080	1248	10,414,000.00	10,031,353.41	---	382,646.59
HWY COLL TAX PS	04.005	1771	998,304.00	966,684.29	---	31,619.71
HWY COLL TAX E&E	04.005	1772	174,733.00	169,491.00	---	5,242.00
Workers' Compensation Fund (0652)						
WORKERS COMP REFUNDS	04.085	8360	450,000.00	244,473.89	---	205,526.11
Petroleum Inspection Fund (0662)						
TAXATION PS	04.010	1708	32,531.00	27,123.13	---	5,407.87
TAXATION E&E	04.010	1709	2,966.00	---	---	2,966.00
Motor Fuel Tax Fund (0673)						
DIST TO CITIES MFT FUND	04.050	1246	188,000,000.00	180,130,384.87	---	7,869,615.13
Fair Share Fund (0687)						
CIGARETTE TAX REFUNDS	04.090	1642	11,000.00	4,609.39	---	6,390.61
Revenue Specialty Plate Fund (0775)						
FED & OTHER FUND REFUNDS	04.065	7295	4,850.00	---	---	4,850.00
Aviation Trust Fund (0952)						
AVIATION TRUST REFUNDS	04.075	9815	50,000.00	8,901.79	---	41,098.21

DEPARTMENT OF SOCIAL SERVICES

Missouri Housing Trust Fund (0254)						
MO HOUSING DEVELOP COMM	11.010	8152	1,900,000.00	1,113,490.95	---	786,509.05
Nursing Facility Quality of Care Fund (0271)						
SOCIAL SERVICES LEASING	13.005	0666	74,678.00	72,887.13	---	1,790.87
Health Initiatives Fund (0275)						
SOCIAL SRVS STATE OWNED	13.010	7763	22,235.00	21,387.14	---	847.86
Social Services Educational Improvement Fund (0620)						
SOCIAL SRVS STATE OWNED	13.010	7765	8,535.00	8,404.24	---	130.76
Blind Pension Fund (0621)						
SOCIAL SRVS STATE OWNED	13.010	7766	8,696.00	8,352.31	---	343.69
Youth Services Treatment Fund (0843)						
FED GRANTS & DONATIONS	11.010	5966	999.00	---	---	999.00
Early Childhood Development, Education and Care Fund (0859)						
SOCIAL SRVS STATE OWNED	13.010	7768	904.00	882.94	---	21.06

**STATE OF MISSOURI
SUMMARY OF APPROPRIATION ACTIVITY
SPECIAL REVENUE FUNDS
FOR THE APPROPRIATION YEAR 2012**

	H.B. No.	Appr. No.	Appropriations	Expenditures and Transfers Out	Biennial Rollovers to 2013	Lapse of Appropriations
<u>Family Support Division</u>						
Health Initiatives Fund (0275)						
IM FIELD STAFF/OPS PS	11.065	6287	763,888.00	729,399.23	---	34,488.77
IM FIELD STAFF/OPS E&E	11.065	6288	28,691.00	27,827.47	---	863.53
Blind Pension Fund (0621)						
BLIND ADMIN PS	11.155	0768	927,965.00	840,176.59	---	87,788.41
BLIND ADMIN E&E	11.155	0770	181,490.00	8,977.82	---	172,512.18
BLIND PENSIONS	11.115	1407	33,184,914.00	32,061,944.58	---	1,122,969.42
SVS FOR VISUALLY IMPAIRED	11.160	5699	1,737,081.00	742,042.67	---	995,038.33
Blindness Education, Screening and Treatment Program Fund (0892)						
SVS FOR VISUALLY IMPAIRED	11.160	3643	349,000.00	101,720.02	---	247,279.98
<u>Children's Division</u>						
Health Initiatives Fund (0275)						
CHILD FIELD STAFF/OPS PS	11.195	6305	68,117.00	64,968.84	---	3,148.16
CHILD FIELD STAFF/OPS E&E	11.195	6306	28,749.00	27,885.97	---	863.03
Early Childhood Development, Education and Care Fund (0859)						
EARLY CHILDHOOD STARTUP	11.270	0730	3,689,400.00	2,631,274.89	---	1,058,125.11
CHILDHOOD DEVELOPMENT	11.270	0731	3,074,500.00	2,980,121.93	---	94,378.07
CHILDHOOD DEV CERTIF	11.270	0739	3,074,500.00	2,607,980.35	---	466,519.65
PURCHASE OF CHILD CARE	11.270	2273	2,676,737.00	2,596,435.00	---	80,302.00
ACCREDITED PROVIDERS	11.270	4628	3,074,500.00	2,974,983.81	---	99,516.19
CHILDREN'S ADMIN PS	11.190	6298	44,283.00	41,252.73	---	3,030.27
CHILDREN'S ADMIN E&E	11.190	6299	11,856.00	---	---	11,856.00
<u>Division of Youth Services</u>						
Health Initiatives Fund (0275)						
YOUTH TREATMENT PRGM PS	11.280	3608	126,376.00	120,767.80	---	5,608.20
YOUTH TREATMENT PRGM E&E	11.280	3609	9,127.00	---	---	9,127.00
Gaming Commission Fund (0286)						
JUVENILE COURT DIVERSION	11.285	0186	500,000.00	426,163.49	---	73,836.51
Social Services Educational Improvement Fund (0620)						
YOUTH TREATMENT PRGM PS	11.280	1748	3,043,367.00	3,023,742.55	---	19,624.45
YOUTH TREATMENT PRGM E&E	11.280	1749	4,944,771.00	4,235,894.21	---	708,876.79
Youth Services Products Fund (0764)						
YOUTH TREATMENT PRGM E&E	11.280	6870	1.00	---	---	1.00

Missouri HealthNet Division

MO HealthNet Managed Care Organization

Reimbursement Allowance Fund (0160)

MANAGED CARE	11.480	0803	1.00	---	---	1.00
CHILDREN'S HLTH INS PRGM	11.535	1036	1.00	---	---	1.00
Nursing Facility Federal Reimbursement Allowance Fund (0196)						
NFRA FEDERAL	11.565	1606	245,248,755.00	233,332,359.35	---	11,916,395.65
NURSING FAC FED REIMB AL	11.565	1789	1.00	---	---	1.00
REHAB & SPECIALTY SYS	11.465	5409	1,414,043.00	1,414,043.00	---	---
NURSING FACILITIES	11.460	5654	9,134,756.00	9,134,756.00	---	---
MO HLTHNET SUPP POOL	11.580	6645	181,500.00	---	---	181,500.00
Nursing Facility Quality of Care Fund (0271)						
MO HEALTHNET ADMIN PS	11.400	1753	80,513.00	80,188.44	---	324.56
MO HEALTHNET ADMIN E&E	11.400	1754	10,281.00	10,281.00	---	---
Health Initiatives Fund (0275)						
MO HEALTHNET ADMIN E&E	11.400	0216	31,385.00	30,428.26	---	956.74
MO HEALTHNET ADMIN PS	11.400	1670	303,795.00	292,962.19	---	10,832.81
MANAGED CARE	11.480	1785	8,055,080.00	7,813,428.00	---	241,652.00
HOME HEALTH	11.460	2821	159,305.00	142,974.96	---	16,330.04
CHILDREN'S HLTH INS PRGM	11.535	2869	5,375,576.00	5,214,309.00	---	161,267.00
PHARMACY	11.425	3066	969,293.00	940,214.00	---	29,079.00
PHYSICIAN RELATED PROF	11.445	3067	1,247,544.00	1,210,118.00	---	37,426.00
DENTAL	11.450	3070	71,162.00	50,953.09	---	20,208.91
REHAB & SPECIALTY SVS	11.465	3072	194,881.00	189,035.00	---	5,846.00
HOSPITAL CARE	11.495	3073	8,997,179.00	8,727,264.00	---	269,915.00
STATE MEDICAL	11.575	3074	353,437.00	268,049.72	---	85,387.28
Life Sciences Research Trust Fund (0763)						
PHARMACY	11.425	3051	35,556,250.00	25,870,000.00	---	9,686,250.00
MANAGED CARE	11.480	7166	7,272,544.00	7,272,544.00	---	---
CHILDREN'S HLTH INS PRGM	11.535	7167	171,206.00	171,206.00	---	---
Missouri Rx Plan Fund (0779)						
MISSOURI RX PLAN	11.425	1024	7,852,272.00	5,781,772.00	---	2,070,500.00
CLINICAL SRVC MGMT	11.405	2036	4,160,894.00	645,842.89	---	3,515,051.11
MO HEALTHNET ADMIN PS	11.400	2849	730,059.00	288,353.46	---	441,705.54
MO HEALTHNET ADMIN E&E	11.400	2850	57,800.00	1,235.84	---	56,564.16
Ambulance Service Reimbursement Allowance Fund (0958)						
REHAB & SPECIALTY SYS REV	11.465	5907	9,069,225.00	6,827,248.51	---	2,241,976.49
MO HEALTHNET ADMIN PS	11.400	7366	17,211.00	---	---	17,211.00
MO HEALTHNET ADMIN E&E	11.400	7367	3,474.00	86.78	---	3,387.22
REHAB & SPECIALTY SYS EXP	11.465	7368	1,072,605.00	---	---	1,072,605.00

**STATE OF MISSOURI
SUMMARY OF APPROPRIATION ACTIVITY
SPECIAL REVENUE FUNDS
FOR THE APPROPRIATION YEAR 2012**

	H.B. No.	Appr. No.	Appropriations	Expenditures and Transfers Out	Biennial Rollovers to 2013	Lapse of Appropriations
<u>DEPARTMENT OF CORRECTIONS</u>						
Correctional Substance Abuse Earnings Fund (0853)						
REACT	09.200	7263	264,600.00	74,293.51	---	190,306.49
Subtotals			6,500,664,627.00	5,798,190,722.67	196,441,730.38	506,032,173.95
Appropriated Transfers Out To:						
School District Bonds Fund (0248)	02.285	T009	392,000.00	392,000.00	---	---
General Revenue Fund (0101)	05.250	T024	67.00	67.00	---	---
Access Missouri Financial Assistance Fund (0791)	03.045	T027	50,000.00	---	---	50,000.00
General Revenue Fund (0101)	05.250	T029	3,522.00	---	---	3,522.00
Access Missouri Financial Assistance Fund (0791)	03.045	T030	11,916,667.00	11,916,667.00	---	---
General Revenue Fund (0101)	05.250	T033	87,749.00	---	---	87,749.00
General Revenue Fund (0101)	05.250	T035	26,386.00	24,877.00	---	1,509.00
General Revenue Fund (0101)	05.250	T039	535,574.00	487,954.00	---	47,620.00
General Revenue Fund (0101)	05.250	T041	1.00	1.00	---	---
General Revenue Fund (0101)	05.250	T043	49,328.00	49,328.00	---	---
Access Missouri Financial Assistance Fund (0791)	08.230	T048	5,000,000.00	5,000,000.00	---	---
General Revenue Fund (0101)	05.250	T049	697,029.00	---	---	697,029.00
General Revenue Fund (0101)	10.430	T053	2,800,000.00	2,603,485.00	---	196,515.00
General Revenue Fund (0101)	07.540	T054	24,501.00	24,294.77	---	206.23
Professional Registration Fees Fund (0689)	07.545	T058	84,001.00	83,235.60	---	765.40
Natural Resources Cost Allocation Fund (0500)	06.280	T061	77,370.00	72,380.00	---	4,990.00
Natural Resources Cost Allocation Fund (0500)	06.280	T064	24,213.00	22,651.00	---	1,562.00
Natural Resources Cost Allocation Fund (0500)	06.280	T065	259,809.00	243,055.00	---	16,754.00
Natural Resources Cost Allocation Fund (0500)	06.280	T066	49,552.00	46,357.00	---	3,195.00
Natural Resources Cost Allocation Fund (0500)	06.280	T067	142,220.00	133,048.00	---	9,172.00
Natural Resources Cost Allocation Fund (0500)	06.280	T068	4,329.00	4,049.00	---	280.00
Natural Resources Cost Allocation Fund (0500)	06.280	T069	15,671.00	14,660.00	---	1,011.00
Natural Resources Cost Allocation Fund (0500)	06.280	T071	6,119.00	5,725.00	---	394.00
Natural Resources Cost Allocation Fund (0500)	06.280	T072	348,315.00	325,886.00	---	22,429.00
Natural Resources Cost Allocation Fund (0500)	06.280	T073	259,964.00	243,199.00	---	16,765.00
General Revenue Fund (0101)	05.250	T074	63,452.00	63,452.00	---	---

Natural Resources Cost Allocation Fund (0500)	06.280	T075	54,266.00	50,766.00	---	3,500.00
Natural Resources Cost Allocation Fund (0500)	06.280	T076	2,536.00	2,371.00	---	165.00
General Revenue Fund (0101)	05.250	T079	2,339.00	2,152.00	---	187.00
Natural Resources Cost Allocation Fund (0500)	06.280	T080	94,651.00	88,547.00	---	6,104.00
Natural Resources Cost Allocation Fund (0500)	06.280	T081	158,328.00	148,117.00	---	10,211.00
Natural Resources Cost Allocation Fund (0500)	06.280	T083	14,525.00	13,589.00	---	936.00
Natural Resources Cost Allocation Fund (0500)	06.280	T084	34,337.00	32,122.00	---	2,215.00
General Revenue Fund (0101)	05.250	T085	18.00	13.00	---	5.00
Natural Resources Cost Allocation Fund (0500)	06.280	T087	240,324.00	162,407.00	---	77,917.00
Natural Resources Cost Allocation Fund (0500)	06.280	T090	75,206.00	50,825.00	---	24,381.00
Natural Resources Cost Allocation Fund (0500)	06.280	T091	812,043.00	548,766.00	---	263,277.00
Natural Resources Cost Allocation Fund (0500)	06.280	T092	153,916.00	104,013.00	---	49,903.00
Natural Resources Cost Allocation Fund (0500)	06.280	T093	475,601.00	321,405.00	---	154,196.00
Natural Resources Cost Allocation Fund (0500)	06.280	T095	13,448.00	9,087.00	---	4,361.00
Natural Resources Cost Allocation Fund (0500)	06.280	T096	48,677.00	32,895.00	---	15,782.00
Natural Resources Cost Allocation Fund (0500)	06.280	T098	19,006.00	12,842.00	---	6,164.00
Natural Resources Cost Allocation Fund (0500)	06.280	T099	1,081,913.00	731,028.00	---	350,885.00
Natural Resources Cost Allocation Fund (0500)	06.280	T100	2,338,839.00	1,580,551.00	---	758,288.00
Natural Resources Cost Allocation Fund (0500)	06.280	T101	1,185,869.00	443,114.00	---	742,755.00
Natural Resources Cost Allocation Fund (0500)	06.280	T105	340,702.00	230,241.00	---	110,461.00
Natural Resources Cost Allocation Fund (0500)	06.280	T108	491,787.00	332,342.00	---	159,445.00
Natural Resources Cost Allocation Fund (0500)	06.280	T110	52,726.00	35,631.00	---	17,095.00
Mental Health Fund (0148)	10.430	T124	4,742,365.00	4,511,805.00	---	230,560.00
General Revenue Fund (0101)	05.250	T132	3,513.00	---	---	3,513.00
General Revenue Fund (0101)	05.250	T135	2,515.00	2,515.00	---	---
General Revenue Fund (0101)	05.250	T136	1,530.00	1,530.00	---	---
Basic Civil Legal Services Fund (0757)	07.875	T139	50,000.00	37,561.98	---	12,438.02
Economic Development Administrative Fund (0547)	07.010	T141	40,315.00	20,084.28	---	20,230.72
Natural Resources Cost Allocation Fund (0500)	06.280	T142	22,883.00	16,865.00	---	6,018.00
Natural Resources Cost Allocation Fund (0500)	06.280	T143	539.00	504.00	---	35.00
Natural Resources Cost Allocation Fund (0500)	06.280	T144	34,287.00	23,172.00	---	11,115.00
Manufactured Housing Consumer Recovery Fund (0909)	07.180	T147	192,000.00	---	---	192,000.00
General Revenue Fund (0101)	11.490	T179	1.00	---	---	1.00
General Revenue Fund (0101)	11.475	T201	9,069,225.00	2,501,044.00	---	6,568,181.00
General Revenue Fund (0101)	05.250	T231	152.00	100.00	---	52.00
State Legal Expense Fund (0692)	05.110	T235	130,000.00	30,497.30	---	99,502.70
General Revenue Fund (0101)	05.250	T236	866.00	---	---	866.00
General Revenue Fund (0101)	05.250	T237	47,716.00	---	---	47,716.00
General Revenue Fund (0101)	05.250	T238	9,294.00	9,294.00	---	---
General Revenue Fund (0101)	05.250	T239	36.00	36.00	---	---
General Revenue Fund (0101)	05.250	T240	143,772.00	---	---	143,772.00
General Revenue Fund (0101)	05.250	T241	51,106.00	41,583.00	---	9,523.00
Natural Resources Cost Allocation Fund (0500)	06.280	T242	64,571.00	60,407.00	---	4,164.00
Natural Resources Cost Allocation Fund (0500)	06.280	T243	200,564.00	135,537.00	---	65,027.00

**STATE OF MISSOURI
SUMMARY OF APPROPRIATION ACTIVITY
SPECIAL REVENUE FUNDS
FOR THE APPROPRIATION YEAR 2012**

	H.B. No.	Appr. No.	Appropriations	Expenditures and Transfers Out	Biennial Rollovers to 2013	Lapse of Appropriations
State Highways and Transportation						
Department Fund (0644)	04.170	T244	29,865.00	29,865.00	---	---
General Revenue Fund (0101)	10.700	T248	1.00	---	---	1.00
State Legal Expense Fund (0692)	05.110	T261	101,161.00	100,962.70	---	198.30
State Legal Expense Fund (0692)	05.110	T268	600,000.00	258,640.95	---	341,359.05
General Revenue Fund (0101)	04.120	T271	2,500,000.00	2,500,000.00	---	---
General Revenue Fund (0101)	04.125	T272	252,959.00	252,958.06	---	0.94
General Revenue Fund (0101)	04.130	T273	252,959.00	252,958.08	---	0.92
A+ Schools Fund (0955)	03.055	T274	21,659,448.00	21,659,448.00	---	---
General Revenue Fund (0101)	05.530	T285	926,091.00	645,367.46	---	280,723.54
Social Security Contributions Fund (0702)	05.450	T293	14,756,702.00	13,782,550.24	---	974,151.76
State Retirement Contributions Fund (0701)	05.465	T297	26,807,869.00	25,253,103.58	---	1,554,765.42
Social Security Contributions Fund (0702)	05.465	T297	25.00	23.92	---	1.08
Missouri Consolidated Health Care Plan						
Benefit Fund (0765)	05.490	T304	26,344,528.00	24,773,428.39	---	1,571,099.61
Natural Resources Cost Allocation Fund (0500)	06.280	T316	501,649.00	370,898.00	---	130,751.00
Natural Resources Cost Allocation Fund (0500)	06.280	T317	14,606.00	10,801.00	---	3,805.00
Natural Resources Cost Allocation Fund (0500)	06.280	T318	217,832.00	161,082.00	---	56,750.00
Natural Resources Cost Allocation Fund (0500)	06.280	T323	81,681.00	60,400.00	---	21,281.00
Natural Resources Cost Allocation Fund (0500)	06.280	T324	879,742.00	650,540.00	---	229,202.00
Natural Resources Cost Allocation Fund (0500)	06.280	T325	167,167.00	123,615.00	---	43,552.00
Natural Resources Cost Allocation Fund (0500)	06.280	T326	52,868.00	39,095.00	---	13,773.00
Natural Resources Cost Allocation Fund (0500)	06.280	T328	20,642.00	15,263.00	---	5,379.00
Natural Resources Cost Allocation Fund (0500)	06.280	T329	1,175,064.00	868,774.00	---	306,290.00
Natural Resources Cost Allocation Fund (0500)	06.280	T330	2,911,646.00	2,095,325.00	---	816,321.00
Natural Resources Cost Allocation Fund (0500)	06.280	T331	211,053.00	146,207.00	---	64,846.00
Natural Resources Cost Allocation Fund (0500)	06.280	T332	107,528.00	79,247.00	---	28,281.00
Natural Resources Cost Allocation Fund (0500)	06.280	T336	349,474.00	258,346.00	---	91,128.00
Natural Resources Cost Allocation Fund (0500)	06.280	T337	534,127.00	394,975.00	---	139,152.00
General Revenue Fund (0101)	05.250	T345	14,743.00	3,271.00	---	11,472.00
Economic Development Administrative						
Fund (0547)	07.010	T346	159,347.00	92,495.54	---	66,851.46
Economic Development Administrative						
Fund (0547)	07.010	T351	208,224.00	164,593.68	---	43,630.32
Division of Finance Fund (0550)	07.450	T360	39,400.00	34,858.66	---	4,541.34
Division of Finance Fund (0550)	07.455	T361	600,000.00	410,150.97	---	189,849.03
Kids' Chance Scholarship Fund (0878)	07.840	T365	50,000.00	50,000.00	---	---

Professional Registration Fees Fund (0689)	07.545	T369	133,938.00	125,331.60	---	8,606.40
Professional Registration Fees Fund (0689)	07.545	T370	278,472.00	160,849.93	---	117,622.07
Professional Registration Fees Fund (0689)	07.545	T371	192,295.00	190,949.62	---	1,345.38
Professional Registration Fees Fund (0689)	07.545	T373	133,850.00	123,561.81	---	10,288.19
Professional Registration Fees Fund (0689)	07.545	T374	214,657.00	192,266.55	---	22,390.45
Professional Registration Fees Fund (0689)	07.545	T376	283,797.00	209,248.09	---	74,548.91
Professional Registration Fees Fund (0689)	07.545	T377	69,800.00	9,914.04	---	59,885.96
Professional Registration Fees Fund (0689)	07.545	T378	56,348.00	22,938.69	---	33,409.31
Professional Registration Fees Fund (0689)	07.545	T379	670,579.00	667,896.14	---	2,682.86
Professional Registration Fees Fund (0689)	07.545	T380	122,879.00	75,995.32	---	46,883.68
Professional Registration Fees Fund (0689)	07.545	T381	71,215.00	41,107.06	---	30,107.94
Professional Registration Fees Fund (0689)	07.545	T382	430,439.00	253,075.28	---	177,363.72
Professional Registration Fees Fund (0689)	07.545	T383	88,470.00	11,559.58	---	76,910.42
Professional Registration Fees Fund (0689)	07.545	T384	42,037.00	2,177.00	---	39,860.00
General Revenue Fund (0101)	05.250	T386	38.00	38.00	---	---
Professional Registration Fees Fund (0689)	07.545	T387	17,211.00	14,397.12	---	2,813.88
Professional Registration Fees Fund (0689)	07.545	T388	1,104,260.00	630,085.25	---	474,174.75
Professional Registration Fees Fund (0689)	07.545	T389	138,152.00	74,597.59	---	63,554.41
Professional Registration Fees Fund (0689)	07.545	T390	93,961.00	93,384.68	---	576.32
Professional Registration Fees Fund (0689)	07.545	T391	274,379.00	219,529.65	---	54,849.35
Professional Registration Fees Fund (0689)	07.545	T392	32,769.00	31,960.36	---	808.64
Professional Registration Fees Fund (0689)	07.545	T393	348,058.00	267,936.22	---	80,121.78
Professional Registration Fees Fund (0689)	07.545	T394	419,574.00	199,011.22	---	220,562.78
Professional Registration Fees Fund (0689)	07.545	T395	137,692.00	86,611.20	---	51,080.80
Professional Registration Fees Fund (0689)	07.545	T396	51,175.00	51,149.25	---	25.75
Professional Registration Fees Fund (0689)	07.545	T397	540,206.00	307,882.71	---	232,323.29
Professional Registration Fees Fund (0689)	07.545	T398	171,129.00	169,074.97	---	2,054.03
DIFP Administrative Fund (0503)	07.405	T401	31,501.00	11,681.30	---	19,819.70
General Revenue Fund (0101)	05.250	T402	2,693.00	2,693.00	---	---
Veterans' Commission Capital Improvement Trust Fund (0304)	08.220	T406	6,000,000.00	6,000,000.00	---	---
Missouri National Guard Trust Fund (0900)	08.225	T407	4,000,000.00	4,000,000.00	---	---
Early Childhood Development, Education and Care Fund (0859)	08.235	T409	30,320,000.00	29,227,621.97	---	1,092,378.03
Health Access Incentive Fund (0276)	10.610	T411	869,503.00	843,417.00	---	26,086.00
General Revenue Fund (0101)	11.555	T415	147,500,000.00	147,375,869.00	---	124,131.00
Nursing Facility Quality of Care Fund (0271)	11.560	T416	1,500,000.00	1,500,000.00	---	---
General Revenue Fund (0101)	07.540	T422	91,250.00	2,892.70	---	88,357.30
General Revenue Fund (0101)	05.250	T425	26,569.00	26,569.00	---	---
Professional Registration Fees Fund (0689)	07.545	T430	1,622,527.00	1,445,392.69	---	177,134.31
General Revenue Fund (0101)	05.250	T433	55,178.00	55,178.00	---	---
General Revenue Fund (0101)	05.250	T437	138.00	138.00	---	---
State School Money Fund (0616)	02.265	T438	21,010,000.00	20,734,553.17	---	275,446.83
General Revenue Fund (0101)	05.250	T439	559,248.00	559,248.00	---	---
A+ Schools Fund (0955)	03.055	T450	7,000,000.00	7,000,000.00	---	---
Classroom Trust Fund (0784)	02.280	T452	11,612,409.00	11,612,409.00	---	---
Classroom Trust Fund (0784)	02.275	T456	354,500,000.00	323,500,000.00	---	31,000,000.00

**STATE OF MISSOURI
SUMMARY OF APPROPRIATION ACTIVITY
SPECIAL REVENUE FUNDS
FOR THE APPROPRIATION YEAR 2012**

	H.B. No.	Appr. No.	Appropriations	Expenditures and Transfers Out	Biennial Rollovers to 2013	Lapse of Appropriations
Federal Student Loan Reserve Fund (0881)	03.140	T463	1,000,000.00	---	---	1,000,000.00
Labor and Industrial Relations Administrative Fund (0122)	07.805	T472	850,522.00	565,533.00	---	284,989.00
Professional Registration Fees Fund (0689)	07.545	T474	59,010.00	58,624.42	---	385.58
State Road Fund (0320)	04.430	T479	525,000,000.00	496,854,460.06	---	28,145,539.94
Natural Resources Cost Allocation Fund (0500)	06.280	T481	261,015.00	193,015.00	---	68,000.00
Academic Scholarship Fund (0840)	03.035	T485	1,000,000.00	1,000,000.00	---	---
General Revenue Fund (0101)	05.250	T493	17.00	17.00	---	---
General Revenue Fund (0101)	05.250	T498	472.00	472.00	---	---
General Revenue Fund (0101)	05.250	T499	2.00	2.00	---	---
General Revenue Fund (0101)	05.250	T500	69,890.00	17,472.00	---	52,418.00
Economic Development Administrative Fund (0547)	07.010	T503	11,065.00	6,786.60	---	4,278.40
Labor and Industrial Relations Administrative Fund (0122)	07.805	T522	100,000.00	36,000.00	---	64,000.00
Guaranty Agency Operating Fund (0880)	03.125	T525	19,800,000.00	15,354,646.80	---	4,445,353.20
General Revenue Fund (0101)	05.240	T541	193,483.00	193,483.00	---	---
Department of Public Safety- Federal Fund (0152)	05.240	T541	12,246.00	12,246.00	---	---
Health Initiatives Fund (0275)	05.240	T541	6,338.00	6,336.82	---	1.18
State School Money Fund (0616)	05.240	T541	500.00	500.00	---	---
Board of Registration for Healing Arts Fund (0634)	05.240	T541	128.00	127.05	---	0.95
Criminal Justice Network and Technology Revolving Fund (0842)	05.240	T541	38,653.00	38,652.63	---	0.37
Advantage Missouri Trust Fund (0856)	05.240	T541	296.00	295.09	---	0.91
General Revenue Fund (0101)	07.465	T543	500,000.00	---	---	500,000.00
General Revenue Fund (0101)	07.460	T544	6,909.00	---	---	6,909.00
General Revenue Fund (0101)	12.185	T548	871,343.00	871,324.45	---	18.55
State Road Fund (0320)	08.145	T549	2,447,537.00	2,447,535.50	---	1.50
Compulsive Gamblers Fund (0249)	08.240	T553	489,850.00	70,000.00	---	419,850.00
Budget Reserve Fund (0100)	05.225	T567	75,000,000.00	5,500,000.00	---	69,500,000.00
Budget Reserve Fund (0100)	05.230	T568	8,018.00	8,016.30	---	1.70
General Revenue Fund (0101)	07.540	T580	28,000.00	2,556.20	---	25,443.80
General Revenue Fund (0101)	07.540	T581	122,100.00	64,139.10	---	57,960.90
General Revenue Fund (0101)	07.540	T582	14,400.00	242.25	---	14,157.75
General Revenue Fund (0101)	07.540	T584	8,000.00	---	---	8,000.00
General Revenue Fund (0101)	07.540	T585	31,137.00	31,136.88	---	0.12

General Revenue Fund (0101)	07.540	T587	24,161.00	24,160.55	---	0.45
General Revenue Fund (0101)	07.540	T588	31,200.00	5,871.28	---	25,328.72
General Revenue Fund (0101)	07.540	T589	1,200.00	---	---	1,200.00
General Revenue Fund (0101)	07.540	T590	85,000.00	23,128.71	---	61,871.29
General Revenue Fund (0101)	07.540	T591	9,100.00	6,265.17	---	2,834.83
General Revenue Fund (0101)	07.540	T592	7,200.00	---	---	7,200.00
General Revenue Fund (0101)	07.540	T593	190,000.00	34,716.30	---	155,283.70
General Revenue Fund (0101)	07.540	T594	8,573.00	8,572.15	---	0.85
General Revenue Fund (0101)	07.540	T595	1,200.00	---	---	1,200.00
General Revenue Fund (0101)	07.540	T597	7,117.00	7,116.29	---	0.71
General Revenue Fund (0101)	07.540	T598	135,000.00	60,762.66	---	74,237.34
General Revenue Fund (0101)	07.540	T599	8,960.00	2,071.78	---	6,888.22
General Revenue Fund (0101)	07.540	T600	13,408.00	---	---	13,408.00
General Revenue Fund (0101)	07.540	T601	119,000.00	47,064.50	---	71,935.50
General Revenue Fund (0101)	07.540	T602	7,700.00	1,764.87	---	5,935.13
General Revenue Fund (0101)	07.540	T603	56,000.00	46,653.62	---	9,346.38
General Revenue Fund (0101)	07.540	T604	145,921.00	145,920.80	---	0.20
General Revenue Fund (0101)	07.540	T605	12,171.00	12,170.45	---	0.55
General Revenue Fund (0101)	07.540	T606	7,800.00	600.55	---	7,199.45
General Revenue Fund (0101)	07.540	T607	260,000.00	229,603.88	---	30,396.12
General Revenue Fund (0101)	07.540	T608	67,200.00	38,930.17	---	28,269.83
General Revenue Fund (0101)	07.540	T609	20,047.00	19,950.59	---	96.41
General Revenue Fund (0101)	07.540	T612	3,000.00	---	---	3,000.00
General Revenue Fund (0101)	07.540	T613	5,200.00	1,103.11	---	4,096.89
Professional Registration Fees Fund (0689)	07.545	T614	12,298.00	11,340.23	---	957.77
Professional Registration Fees Fund (0689)	07.545	T615	346,278.00	334,011.82	---	12,266.18
General Revenue Fund (0101)	05.250	T627	12,837.00	4,360.00	---	8,477.00
General Revenue Fund (0101)	05.250	T629	131,914.00	131,914.00	---	---
State Highways and Transportation						
Department Fund (0644)	04.165	T632	560,178,001.00	528,728,943.74	---	31,449,057.26
General Revenue Fund (0101)	05.250	T643	1,669.00	1,669.00	---	---
General Revenue Fund (0101)	05.250	T644	6,533.00	5,348.00	---	1,185.00
General Revenue Fund (0101)	05.250	T646	44,762.00	44,762.00	---	---
General Revenue Fund (0101)	05.250	T655	275.00	275.00	---	---
General Revenue Fund (0101)	05.250	T664	5,399.00	5,399.00	---	---
General Revenue Fund (0101)	05.250	T665	940.00	940.00	---	---
General Revenue Fund (0101)	05.250	T666	6,969.00	6,969.00	---	---
General Revenue Fund (0101)	05.250	T668	47.00	---	---	47.00
General Revenue Fund (0101)	05.250	T669	47,231.00	47,231.00	---	---
General Revenue Fund (0101)	05.250	T670	15.00	12.00	---	3.00
General Revenue Fund (0101)	05.250	T671	656.00	628.00	---	28.00
General Revenue Fund (0101)	05.250	T672	10,345.00	10,345.00	---	---
General Revenue Fund (0101)	05.250	T673	5,217.00	5,217.00	---	---
General Revenue Fund (0101)	05.250	T674	55,617.00	---	---	55,617.00
General Revenue Fund (0101)	05.250	T675	484.00	484.00	---	---
General Revenue Fund (0101)	05.250	T676	1,469.00	1,469.00	---	---
General Revenue Fund (0101)	05.250	T678	32,019.00	32,019.00	---	---

**STATE OF MISSOURI
SUMMARY OF APPROPRIATION ACTIVITY
SPECIAL REVENUE FUNDS
FOR THE APPROPRIATION YEAR 2012**

	H.B. No.	Appr. No.	Appropriations	Expenditures and Transfers Out	Biennial Rollovers to 2013	Lapse of Appropriations
General Revenue Fund (0101)	05.250	T679	24,766.00	24,766.00	---	---
General Revenue Fund (0101)	05.250	T680	4,503.00	4,503.00	---	---
General Revenue Fund (0101)	05.250	T681	73,359.00	73,359.00	---	---
General Revenue Fund (0101)	05.250	T682	64,028.00	---	---	64,028.00
General Revenue Fund (0101)	05.250	T684	159,843.00	---	---	159,843.00
General Revenue Fund (0101)	05.250	T685	469,040.00	469,040.00	---	---
General Revenue Fund (0101)	05.250	T687	2,142.00	3.00	---	2,139.00
General Revenue Fund (0101)	05.250	T690	17,941.00	17,941.00	---	---
General Revenue Fund (0101)	05.250	T692	768,208.00	768,208.00	---	---
General Revenue Fund (0101)	05.250	T693	71,011.00	71,011.00	---	---
General Revenue Fund (0101)	05.250	T694	23,587.00	12,044.00	---	11,543.00
General Revenue Fund (0101)	05.250	T695	4,712.00	4,712.00	---	---
General Revenue Fund (0101)	05.250	T696	1,616.00	1,213.00	---	403.00
General Revenue Fund (0101)	05.250	T697	5,366.00	5,288.00	---	78.00
General Revenue Fund (0101)	05.250	T698	1,322.00	1,322.00	---	---
General Revenue Fund (0101)	05.250	T699	32,102.00	32,102.00	---	---
General Revenue Fund (0101)	05.250	T700	95,257.00	95,257.00	---	---
General Revenue Fund (0101)	05.250	T701	277.00	277.00	---	---
General Revenue Fund (0101)	05.250	T703	850.00	805.00	---	45.00
General Revenue Fund (0101)	05.250	T723	2,188.00	2,188.00	---	---
General Revenue Fund (0101)	05.250	T725	17,756.00	17,756.00	---	---
General Revenue Fund (0101)	05.250	T726	447.00	447.00	---	---
General Revenue Fund (0101)	05.250	T727	130,951.00	130,951.00	---	---
General Revenue Fund (0101)	05.250	T728	65,498.00	65,498.00	---	---
General Revenue Fund (0101)	05.250	T729	18,628.00	11,498.00	---	7,130.00
General Revenue Fund (0101)	05.250	T730	48,068.00	48,068.00	---	---
General Revenue Fund (0101)	05.250	T731	4,652.00	4,652.00	---	---
General Revenue Fund (0101)	05.250	T732	1,635.00	1,087.00	---	548.00
General Revenue Fund (0101)	05.250	T733	7,752.00	6,483.00	---	1,269.00
General Revenue Fund (0101)	05.250	T734	145,516.00	145,516.00	---	---
General Revenue Fund (0101)	05.250	T736	26,748.00	26,748.00	---	---
General Revenue Fund (0101)	05.250	T737	129,002.00	129,002.00	---	---
General Revenue Fund (0101)	05.250	T739	219.00	219.00	---	---
General Revenue Fund (0101)	05.250	T740	2,086.00	2,086.00	---	---
General Revenue Fund (0101)	05.250	T741	1,145.00	1,142.00	---	3.00
General Revenue Fund (0101)	05.250	T743	15,549.00	14,889.00	---	660.00
General Revenue Fund (0101)	05.250	T744	738.00	738.00	---	---
General Revenue Fund (0101)	05.250	T745	4,501.00	4,501.00	---	---

General Revenue Fund (0101)	05.250	T746	94.00	44.00	---	50.00
General Revenue Fund (0101)	05.250	T747	6,327.00	5,928.00	---	399.00
General Revenue Fund (0101)	05.250	T748	3,252.00	3,252.00	---	---
General Revenue Fund (0101)	05.250	T750	1,972.00	1,972.00	---	---
General Revenue Fund (0101)	05.250	T751	10,947.00	10,947.00	---	---
General Revenue Fund (0101)	05.250	T752	13,003.00	13,003.00	---	---
General Revenue Fund (0101)	05.250	T753	131.00	131.00	---	---
General Revenue Fund (0101)	05.250	T754	6,886.00	4,627.00	---	2,259.00
General Revenue Fund (0101)	05.250	T755	54,805.00	51,243.00	---	3,562.00
General Revenue Fund (0101)	05.250	T756	104,347.00	104,347.00	---	---
General Revenue Fund (0101)	05.250	T757	157.00	---	---	157.00
General Revenue Fund (0101)	05.250	T763	221,536.00	221,536.00	---	---
General Revenue Fund (0101)	05.250	T764	66.00	9.00	---	57.00
General Revenue Fund (0101)	05.250	T767	43,460.00	43,460.00	---	---
General Revenue Fund (0101)	05.250	T770	7,397.00	7,397.00	---	---
General Revenue Fund (0101)	05.250	T772	817.00	817.00	---	---
General Revenue Fund (0101)	05.250	T773	3,275.00	2,362.00	---	913.00
General Revenue Fund (0101)	05.250	T776	7,514.00	7,514.00	---	---
General Revenue Fund (0101)	05.250	T777	37,653.00	37,653.00	---	---
General Revenue Fund (0101)	05.250	T778	36,468.00	25,888.00	---	10,580.00
General Revenue Fund (0101)	05.250	T779	1,603.00	876.00	---	727.00
General Revenue Fund (0101)	05.250	T780	22,681.00	21,193.00	---	1,488.00
General Revenue Fund (0101)	05.250	T781	18,366.00	18,366.00	---	---
General Revenue Fund (0101)	05.250	T782	2,755.00	2,738.00	---	17.00
General Revenue Fund (0101)	05.250	T783	16,058.00	16,058.00	---	---
General Revenue Fund (0101)	05.250	T784	12,361.00	---	---	12,361.00
General Revenue Fund (0101)	05.250	T785	25,842.00	25,842.00	---	---
General Revenue Fund (0101)	05.250	T787	184.00	184.00	---	---
General Revenue Fund (0101)	05.250	T788	162,999.00	162,999.00	---	---
General Revenue Fund (0101)	05.250	T789	648,674.00	489,927.00	---	158,747.00
General Revenue Fund (0101)	05.250	T791	10,132.00	7,175.00	---	2,957.00
General Revenue Fund (0101)	05.250	T792	10,552.00	10,552.00	---	---
General Revenue Fund (0101)	05.250	T793	33,743.00	33,743.00	---	---
General Revenue Fund (0101)	05.250	T798	59.00	10.00	---	49.00
General Revenue Fund (0101)	05.250	T799	19,103.00	18,242.00	---	861.00
General Revenue Fund (0101)	05.250	T800	121,174.00	121,174.00	---	---
General Revenue Fund (0101)	05.250	T801	3,872.00	2,286.00	---	1,586.00
General Revenue Fund (0101)	05.250	T803	58,829.00	58,829.00	---	---
General Revenue Fund (0101)	05.250	T804	10,330.00	5,002.00	---	5,328.00
General Revenue Fund (0101)	05.250	T805	11,382.00	11,382.00	---	---
General Revenue Fund (0101)	05.250	T806	55,439.00	55,128.00	---	311.00
General Revenue Fund (0101)	05.250	T807	10,908.00	8,127.00	---	2,781.00
General Revenue Fund (0101)	05.250	T808	105,811.00	105,811.00	---	---
General Revenue Fund (0101)	05.250	T810	624.00	624.00	---	---
General Revenue Fund (0101)	05.250	T816	2,102.00	2,102.00	---	---
General Revenue Fund (0101)	05.250	T817	12,659.00	11,157.00	---	1,502.00
General Revenue Fund (0101)	05.250	T818	49,264.00	49,264.00	---	---

**STATE OF MISSOURI
SUMMARY OF APPROPRIATION ACTIVITY
SPECIAL REVENUE FUNDS
FOR THE APPROPRIATION YEAR 2012**

	H.B. No.	Appr. No.	Appropriations	Expenditures and Transfers Out	Biennial Rollovers to 2013	Lapse of Appropriations
General Revenue Fund (0101)	05.250	T819	143.00	57.00	---	86.00
General Revenue Fund (0101)	05.250	T823	404.00	404.00	---	---
General Revenue Fund (0101)	05.250	T825	5,214.00	5,214.00	---	---
General Revenue Fund (0101)	05.250	T826	509.00	120.00	---	389.00
General Revenue Fund (0101)	05.250	T827	2,000.00	2,000.00	---	---
General Revenue Fund (0101)	05.250	T830	1,839.00	1,839.00	---	---
General Revenue Fund (0101)	05.250	T831	1,388.00	1,388.00	---	---
General Revenue Fund (0101)	05.250	T832	62.00	34.00	---	28.00
General Revenue Fund (0101)	05.250	T833	71.00	1.00	---	70.00
General Revenue Fund (0101)	05.250	T837	9,423.00	373.00	---	9,050.00
General Revenue Fund (0101)	05.250	T838	19,874.00	19,874.00	---	---
General Revenue Fund (0101)	05.250	T839	856.00	275.00	---	581.00
General Revenue Fund (0101)	05.250	T840	964.00	674.00	---	290.00
General Revenue Fund (0101)	05.250	T841	15,316.00	15,316.00	---	---
General Revenue Fund (0101)	05.250	T842	61,212.00	---	---	61,212.00
General Revenue Fund (0101)	05.250	T844	3,435.00	3,435.00	---	---
General Revenue Fund (0101)	05.250	T845	1,364.00	1,364.00	---	---
General Revenue Fund (0101)	05.250	T846	511.00	511.00	---	---
General Revenue Fund (0101)	05.250	T848	522.00	522.00	---	---
General Revenue Fund (0101)	05.250	T850	388,068.00	388,068.00	---	---
General Revenue Fund (0101)	05.250	T854	252.00	99.00	---	153.00
General Revenue Fund (0101)	05.250	T855	63.00	---	---	63.00
General Revenue Fund (0101)	05.250	T856	2,981.00	2,365.00	---	616.00
General Revenue Fund (0101)	05.250	T858	6,298.00	---	---	6,298.00
General Revenue Fund (0101)	05.250	T862	120.00	---	---	120.00
General Revenue Fund (0101)	05.250	T863	1,475.00	537.00	---	938.00
General Revenue Fund (0101)	05.250	T864	7,864.00	6,813.00	---	1,051.00
General Revenue Fund (0101)	05.250	T865	47,040.00	47,040.00	---	---
General Revenue Fund (0101)	05.250	T866	1,551.00	1,551.00	---	---
General Revenue Fund (0101)	05.250	T868	7,753.00	7,111.00	---	642.00
General Revenue Fund (0101)	05.250	T870	1,434.00	125.00	---	1,309.00
General Revenue Fund (0101)	05.250	T872	13,155.00	13,155.00	---	---
General Revenue Fund (0101)	05.250	T875	38,297.00	25,710.00	---	12,587.00
General Revenue Fund (0101)	05.250	T877	28.00	24.00	---	4.00
General Revenue Fund (0101)	05.250	T878	106,149.00	106,149.00	---	---
General Revenue Fund (0101)	05.250	T882	5.00	---	---	5.00

Water Pollution Control Bond and Interest - Series B 2002 Fund (0200)	01.025	T883	347,440.27	347,440.27	---	---
Water Pollution Control Bond and Interest - Series A 2010 Fund (0209)	01.025	T883	1,116,885.00	1,116,885.00	---	---
Water Pollution Control Bond and Interest - Series A 2002 Fund (0231)	01.025	T883	566,478.73	566,478.73	---	---
Labor and Industrial Relations Administrative Fund (0122)	07.810	T892	1,030,877.00	604,598.00	---	426,279.00
DIFP Administrative Fund (0503)	07.405	T894	35,246.00	27,333.41	---	7,912.59
DIFP Administrative Fund (0503)	07.405	T895	101,048.00	81,408.92	---	19,639.08
Social Security Contributions Fund (0702)	05.455	T900	7,389,000.00	6,543,509.01	---	845,490.99
Professional Registration Fees Fund (0689)	07.550	T903	1.00	---	---	1.00
Natural Resources Cost Allocation Fund (0500)	06.280	T904	53,917.00	39,856.00	---	14,061.00
Railroad Expense Fund (0659)	04.510	T907	100,000.00	---	---	100,000.00
General Revenue Fund (0101)	05.250	T913	4,716.00	2,518.00	---	2,198.00
General Revenue Fund (0101)	05.250	T922	7,857.00	---	---	7,857.00
General Revenue Fund (0101)	05.250	T925	316.00	316.00	---	---
General Revenue Fund (0101)	05.250	T926	131.00	74.00	---	57.00
State School Money Fund (0616)	02.290	T961	3,250,000.00	3,031,541.11	---	218,458.89
General Revenue Fund (0101)	05.250	T965	13,129.00	13,129.00	---	---
General Revenue Fund (0101)	05.250	T966	9,860.00	9,860.00	---	---
General Revenue Fund (0101)	05.250	T967	2,882.00	---	---	2,882.00
General Revenue Fund (0101)	05.250	T969	996.00	996.00	---	---
General Revenue Fund (0101)	05.250	T971	507.00	373.00	---	134.00
General Revenue Fund (0101)	05.250	T972	149.00	2.00	---	147.00
General Revenue Fund (0101)	07.540	T982	1.00	---	---	1.00
Professional Registration Fees Fund (0689)	07.545	T983	3,088.00	2,755.03	---	332.97
General Revenue Fund (0101)	04.150	T989	10,669.00	227.21	---	10,441.79
Subtotals			<u>1,950,044,463.00</u>	<u>1,758,192,240.98</u>	<u>---</u>	<u>191,852,222.02</u>
Totals			<u>\$ 8,450,709,090.00</u>	<u>\$ 7,556,382,963.65</u>	<u>\$ 196,441,730.38</u>	<u>\$ 697,884,395.97</u>

**STATE OF MISSOURI
SUMMARY OF APPROPRIATION ACTIVITY
DEBT SERVICE FUNDS
FOR THE APPROPRIATION YEAR 2012**

	H.B. No.	Appr. No.	Appropriations	Expenditures and Transfers Out	Biennial Rollovers to 2013	Lapse of Appropriations
<u>OFFICE OF ADMINISTRATION</u>						
<u>Board of Fund Commissioners</u>						
Water Pollution Control Bond and Interest - Series B 2002 Fund (0200)						
STATE WPC BONDS	01.030	6162	\$ 11,546,269.00	\$ 11,546,268.76	\$ ---	\$ 0.24
Third State Building Bond Interest and Sinking - Series A 2002 Fund (0201)						
3RD STATE BLDG BONDS	01.050	6163	4,334,000.00	4,334,000.00	---	---
Fourth State Building Bond and Interest - Series A 2002 Fund (0202)						
4TH STATE BUILDING BONDS	01.020	6164	14,782,357.00	14,782,356.26	---	0.74
Water Pollution Control Bond and Interest - Series A 2003 Fund (0203)						
STATE WPC BONDS	01.030	6903	747,713.00	747,712.50	---	0.50
Third State Building Bond, Interest and Sinking - Series A 2003 Fund (0204)						
3RD STATE BLDG BONDS	01.050	6902	1,226,632.00	1,226,631.25	---	0.75
Fourth State Building Bond and Interest - Series A 2005 Fund (0206)						
4TH STATE BUILDING BONDS	01.020	1111	2,052,250.00	2,052,250.00	---	---
Water Pollution Control Bond and Interest - Series A 2007 Fund (0207)						
STATE WPC BONDS	01.030	2037	674,032.00	674,031.26	---	0.74
Water Pollution Control Bond and Interest - Series A 2010 Fund (0209)						
STATE WPC BONDS	01.030	7806	3,953,550.00	3,953,550.00	---	---
Fourth State Building Bond and Interest - Series A 2010 Fund (0210)						
4TH STATE BUILDING BONDS	01.020	7804	439,750.00	439,750.00	---	---
Stormwater Control Bond and Interest - Series A 2010 Fund (0211)						
STORMWATER CNTRL BONDS	01.040	7805	735,350.00	735,350.00	---	---
Water Pollution Control Bond and Interest - Series A 2005 Fund (0218)						
STATE WPC BONDS	01.030	1119	32,222,375.00	32,222,375.00	---	---

Stormwater Control Bond and Interest - Series A 2005 Fund (0219)							
STORMWATER CNTRL BONDS	01.040	1120	3,111,500.00	3,111,500.00		---	---
Water Pollution Control Bond and Interest - Series A 2002 Fund (0231)							
STATE WPC BONDS	01.030	5198	171,400.00	171,400.00		---	---
Stormwater Control Bond and Interest - Series A 2002 Fund (0239)							
STORMWATER CNTRL BONDS	01.040	5199	85,600.00	85,600.00		---	---

DEPARTMENT OF TRANSPORTATION

State Road Bond Fund (0319)						
DEBT SERVICE ON BONDS	04.410	7485	<u>104,151,034.00</u>	<u>101,974,035.98</u>	<u>---</u>	<u>2,176,998.02</u>
Totals			<u>\$ 180,233,812.00</u>	<u>\$ 178,056,811.01</u>	<u>\$ ---</u>	<u>\$ 2,177,000.99</u>

**STATE OF MISSOURI
SUMMARY OF APPROPRIATION ACTIVITY
CAPITAL PROJECTS FUNDS
FOR THE APPROPRIATION YEAR 2012**

	H.B. No.	Appr. No.	Appropriations	Expenditures and Transfers Out	Biennial Rollovers to 2013	Lapse of Appropriations
<u>OFFICE OF ADMINISTRATION</u>						
<u>Division of Accounting</u>						
Veterans' Commission Capital Improvement Trust Fund (0304)						
UNEMPLOYMENT BENEFITS	05.480	6893	\$ 6,601.00	\$ 6,599.57	\$ ---	\$ 1.43
State Road Fund (0320)						
UNEMPLOYMENT BENEFITS	05.480	1141	693,379.00	457,002.52	---	236,376.48
COBRA REIMBURSE EXPD	05.500	7838	19,400.00	1,296.75	---	18,103.25
<u>Information Technology Services Division</u>						
Veterans' Commission Capital Improvement Trust Fund (0304)						
DPS IT CONSOLIDATION E&E	05.020	1338	39,000.00	38,966.83	---	33.17
<u>Board of Fund Commissioners</u>						
Water Pollution Control Series A 2007 - 37G Fund (0329)						
ARBITRAGE & RELATED EXP	01.010	4080	1.00	---	---	1.00
Water Pollution Control Series A 2007 - 37E Fund (0330)						
ARBITRAGE & RELATED EXP	01.010	4086	1.00	---	---	1.00
<u>DEPARTMENT OF TRANSPORTATION</u>						
State Road Fund (0320)						
FLEET FAC & INFO SYS E&E	04.420	0118	78,283,396.00	48,417,486.14	---	29,865,909.86
SAFE ROUTES TO SCHOOL	04.410	2330	2,500,000.00	2,037,644.46	---	462,355.54
DEBT SERVICE ON BONDS	04.410	3550	186,238,870.00	171,601,616.80	---	14,637,253.20
MAINTENANCE E&E	04.415	4399	238,426,228.00	205,525,577.78	---	32,900,650.22
CONSTRUCTION E&E	04.410	4402	14,664,164.00	12,281,627.57	---	2,382,536.43
CONSTRUCTION	04.410	4403	1,354,056,837.00	1,299,777,150.45	---	54,279,686.55
ADMINISTRATION PS	04.400	7435	21,373,758.00	18,177,167.39	---	3,196,590.61
ADMINISTRATION E&E	04.400	7436	4,672,175.00	3,184,051.42	---	1,488,123.58
FRINGES ADMIN PS	04.405	7438	13,317,348.00	10,357,726.42	---	2,959,621.58
FRINGES ADMIN E&E	04.405	7439	14,811,770.00	13,678,518.29	---	1,133,251.71
CONSTRUCTION PS	04.410	7440	75,689,368.00	72,594,998.21	---	3,094,369.79
FRINGES CONSTRUCTION PS	04.405	7443	52,242,287.00	43,425,161.92	---	8,817,125.08
FRINGES CONSTRUCTION E&E	04.405	7444	2,141,171.00	2,134,045.13	---	7,125.87
MAINTENANCE PS	04.415	7445	150,547,835.00	128,761,432.20	---	21,786,402.80

FRINGES MAINTENANCE PS	04.405	7448	101,156,048.00	81,869,955.79	---	19,286,092.21
FRINGES MAINTENANCE E&E	04.405	7449	3,888,692.00	3,875,040.16	---	13,651.84
FLEET FAC & INFO SYS PS	04.420	7464	15,915,255.00	12,859,524.33	---	3,055,730.67
FRINGES FLT FAC&INFO-PS	04.405	7466	10,216,484.00	7,611,034.05	---	2,605,449.95
FRINGES FLT FAC&INFO-E&E	04.405	7467	270,297.00	237,930.52	---	32,366.48
MULTIMODAL OPS ADMIN PS	04.435	7468	487,959.00	477,298.61	---	10,660.39
FRINGES MULTIMODAL PS	04.405	7469	278,958.00	214,480.04	---	64,477.96
MULTIMODAL OPS ADMIN E&E	04.435	8904	52,995.00	52,840.13	---	154.87
State Road Fund - Series 2008 Fund (0321)						
CONSTRUCTION BONDS	04.410	2622	1.00	---	---	1.00

DEPARTMENT OF NATURAL RESOURCES

Division of Environmental Quality

Stormwater - Series A 2002 - 37H Fund (0302)

STORMWATER GRANTS	06.210	6137	18,000,000.00	---	---	18,000,000.00
Water Pollution Control Series A 2007 - 37G Fund (0329)						
RURAL WTR SWR GRNT & LOAN	06.210	3263	16,809,825.00	78,473.23	---	16,731,351.77
Water Pollution Control Series A 2007 - 37E Fund (0330)						
WASTEWATER FACILITY GRANT	06.210	3260	2,999,999.00	77,393.13	---	2,922,605.87
RURAL WTR SWR GRNT & LOAN	06.210	3262	3,660,000.00	2,385,189.00	---	1,274,811.00

DEPARTMENT OF PUBLIC SAFETY

Veterans' Commission Capital Improvement Trust Fund (0304)

CRITICAL M&R	17.055	6537	439,057.00	412,682.00	26,375.00	---
DPS-INSTITUTIONAL	13.015	7735	57,132.00	57,132.00	---	---
CRITICAL M&R	21.015	7971	700,000.00	89,674.15	610,325.85	---

Adjutant General

Veterans' Commission Capital Improvement Trust Fund (0304)

VETS RECOGNITION PRG E&E	08.255	3430	538,840.00	7,091.31	---	531,748.69
VETS RECOGNITION PRG PS	08.255	6843	89,181.00	75,312.00	---	13,869.00

Missouri Veterans Commission

Veterans' Commission Capital Improvement Trust Fund (0304)

VETERANS HOMES PS	08.185	0639	27,804.00	26,700.00	---	1,104.00
VET HOME EMER GENERATORS	17.140	4128	202,411.00	202,411.00	---	---
ADMIN & SERVICE PS	08.175	4481	1,412,245.00	1,328,231.94	---	84,013.06
ADMIN & SERVICE E&E	08.175	4482	1,040,479.00	929,774.10	---	110,704.90
VETERANS SVS OFFICER PRGM	08.180	5052	1,600,000.00	1,499,373.93	---	100,626.07
VETS EMERGENCY GENERATORS	17.155	6564	4,508,055.00	213,337.99	4,294,717.01	---

**STATE OF MISSOURI
SUMMARY OF APPROPRIATION ACTIVITY
CAPITAL PROJECTS FUNDS
FOR THE APPROPRIATION YEAR 2012**

	H.B. No.	Appr. No.	Appropriations	Expenditures and Transfers Out	Biennial Rollovers to 2013	Lapse of Appropriations
ST JAMES SPRINKLERS	17.160	6566	1,604,892.00	58,343.33	1,546,548.67	---
ST JAMES VETS HOME ROOF	17.165	6568	878,538.00	97,283.20	781,254.80	---
WARRENSBURG VET SOLARIUM	17.170	6572	213,655.00	110,875.51	102,779.49	---
WARRENSBURG VET CHAPEL	17.175	6574	742,236.00	55,397.61	686,838.39	---
HIGGINSVILLE VET CEMETERY	17.190	6576	2,401,351.00	221,997.79	2,179,353.21	---
SPRINGFIELD VET CEMETERY	17.195	6578	1,450,130.00	66,724.77	1,383,405.23	---
CAMERON VET SOLARIUM	17.180	6625	224,708.00	171,913.25	52,794.75	---
CAMERON VET CHAPEL	17.185	6627	707,348.00	71,564.45	635,783.55	---
MVC CRITICAL CI PROJECTS	22.055	8107	5,000,000.00	680,873.49	4,319,126.51	---
Subtotals			2,407,298,164.00	2,148,573,922.66	16,619,302.46	242,104,938.88
Appropriated Transfers Out To:						
General Revenue Fund (0101)	05.530	T285	5,228.00	5,227.69	---	0.31
Social Security Contributions Fund (0702)	05.450	T293	18,854,988.00	16,935,100.62	---	1,919,887.38
State Retirement Contributions (Fund 0701)	05.465	T297	459,048.00	440,974.55	---	18,073.45
Missouri Consolidated Health Care Plan						
Benefit Fund (0765)	05.490	T304	702,148.00	654,917.00	---	47,231.00
Missouri Veterans' Homes Fund (0460)	08.190	T405	1,500,000	---	---	1,500,000.00
Federal Road Fund (0976)	04.431	T487	2,000,000	---	---	2,000,000.00
General Revenue Fund (0101)	05.250	T702	45,974.00	20,761.00	---	25,213.00
Subtotals			23,567,386.00	18,056,980.86	---	5,510,405.14
Totals			\$ 2,430,865,550.00	\$ 2,166,630,903.52	\$ 16,619,302.46	\$ 247,615,344.02

**STATE OF MISSOURI
SUMMARY OF APPROPRIATION ACTIVITY
PERMANENT FUNDS
FOR THE APPROPRIATION YEAR 2012**

	H.B. No.	Appr. No.	Appropriations	Expenditures and Transfers Out	Biennial Rollovers to 2013	Lapse of Appropriations
<u>DEPARTMENT OF HEALTH AND SENIOR SERVICES</u>						
<u>Division of Community and Public Health</u>						
Champ W. Smith and Mary C. Smith Memorial Endowment Trust Fund (0873)						
CHILD W/SPECIAL NEEDS	10.645	7727	\$ 35,000.00	\$ ---	\$ ---	\$ 35,000.00
<u>DEPARTMENT OF NATURAL RESOURCES</u>						
Confederate Memorial Park Fund (0812)						
REFUND ACCOUNTS	06.265	3546	165.00	---	---	165.00
Subtotals			35,165.00	---	---	35,165.00
Appropriated Transfers Out To:						
General Revenue Fund (0101)	05.250	T822	19.00	7.00	---	12.00
General Revenue Fund (0101)	05.250	T853	324.00	324.00	---	---
General Revenue Fund (0101)	05.250	T968	3.00	1.00	---	2.00
Subtotals			346.00	332.00	---	14.00
Totals			\$ 35,511.00	\$ 332.00	\$ ---	\$ 35,179.00

**STATE OF MISSOURI
SUMMARY OF APPROPRIATION ACTIVITY
ENTERPRISE FUNDS
FOR THE APPROPRIATION YEAR 2012**

	H.B. No.	Appr. No.	Appropriations	Expenditures and Transfers Out	Biennial Rollovers to 2013	Lapse of Appropriations
<u>EXECUTIVE</u>						
<u>Attorney General</u>						
Petroleum Storage Tank Insurance Fund (0585)						
ATTORNEY GENERAL PS	12.195	4203	\$ 25,108.00	\$ 25,108.00	\$ ---	\$ ---
ATTORNEY GENERAL ST OWNED	13.010	7781	5,993.00	5,837.09	---	155.91
Lottery Enterprise Fund (0657)						
ATTORNEY GENERAL PS	12.195	3335	55,256.00	55,256.00	---	---
ATTORNEY GENERAL ST OWNED	13.010	7785	5,993.00	5,837.09	---	155.91
<u>OFFICE OF ADMINISTRATION</u>						
<u>Division of Accounting</u>						
State Fair Fees Fund (0410)						
UNEMPLOYMENT BENEFITS	05.480	5991	22,030.00	8,255.73	---	13,774.27
State Park Earnings Fund (0415)						
UNEMPLOYMENT BENEFITS	05.480	5992	27,465.00	7,944.43	---	19,520.57
Missouri Veterans' Homes Fund (0460)						
UNEMPLOYMENT BENEFITS	05.480	5993	399,905.00	399,903.45	---	1.55
Petroleum Storage Tank Insurance Fund (0585)						
UNEMPLOYMENT BENEFITS	05.480	6152	6,081.00	6,080.00	---	1.00
Lottery Enterprise Fund (0657)						
UNEMPLOYMENT BENEFITS	05.480	6146	7,016.00	7,014.96	---	1.04
<u>Information Technology Services Division</u>						
Federal Surplus Property Fund (0407)						
OA IT CONSOLDIATION E&E	05.020	3605	12,642.00	1,928.43	---	10,713.57
Single-Purpose Animal Facilities Loan Program Fund (0408)						
MDA IT CONSOLIDATION PS	05.020	1341	428.00	423.00	---	5.00
MDA IT CONSOLIDATION E&E	05.020	1342	1,162.00	122.76	---	1,039.24
State Fair Fees Fund (0410)						
MDA IT CONSOLIDATION PS	05.020	1343	12,083.00	11,898.00	---	185.00
MDA IT CONSOLIDATION E&E	05.020	1344	9,704.00	4,275.34	---	5,428.66
Missouri Veterans' Homes Fund (0460)						
DPS IT CONSOLIDATION PS	05.020	1349	405,793.00	298,969.95	---	106,823.05
DPS IT CONSOLIDATION E&E	05.020	1350	542,839.00	419,183.97	---	123,655.03

Revenue Information Fund (0619)						
DOR IT CONSOLIDATION PS	05.020	2236	194,849.00	---	---	194,849.00
DOR IT CONSOLIDATION E&E	05.020	2858	58,180.00	---	---	58,180.00
DOR IT CNSL REPLM SYS E&E	05.020	4226	11,849,874.00	---	---	11,849,874.00
Missouri Wine and Grape Fund (0787)						
MDA IT CONSOLIDATION PS	05.020	1991	6,362.00	6,304.50	---	57.50
MDA IT CONSOLIDATION E&E	05.020	1993	10,217.00	1,927.70	---	8,289.30

**Division of Purchasing and Materials
Management**

Federal Surplus Property Fund (0407)						
FIXED PRICE VEHICLE PRGM	05.045	0825	2,100,000.00	1,992,265.31	---	107,734.69
SURPLUS PROP RECYCLE PS	05.050	7018	45,984.00	45,984.00	---	---
SURPLUS PROPERTY PS	05.045	9347	746,071.00	557,505.53	---	188,565.47
SURPLUS PROPERTY E&E	05.045	9348	505,850.00	493,260.93	---	12,589.07
SURPLUS PROP RECYCLE E&E	05.050	9349	51,610.00	51,488.66	---	121.34

DEPARTMENT OF AGRICULTURE

Single-Purpose Animal Facilities Loan Program Fund (0408)						
AGRICULTURE STATE OWNED	13.010	7680	4,544.00	4,472.36	---	71.64
State Fair Fees Fund (0410)						
AGRICULTURE INSTITUTIONAL	13.015	7687	467,177.00	467,177.00	---	---
Missouri Wine and Grape Fund (0787)						
AGRICULTURE LEASING	13.005	6934	5,407.00	3,578.97	---	1,828.03

Office of Director

Missouri Wine and Grape Fund (0787)						
DIRECTOR'S OFFICE PS	06.005	7928	57,891.00	57,562.33	---	328.67
DIRECTOR'S OFFICE E&E	06.005	7929	7,988.00	7,988.00	---	---

Agric Business Development Division

Single-Purpose Animal Facilities Loan Program Fund (0408)						
AG&SMALL BUS DEV AUTH PS	06.035	1790	106,883.00	99,467.44	---	7,415.56
AG&SMALL BUS DEV AUTH E&E	06.035	1795	21,379.00	3,990.12	---	17,388.88
Single-Purpose Animal Facilities Loan Guarantee Fund (0409)						
SINGL ANIMAL FAC LOAN PRG	06.045	6887	1.00	---	---	1.00
Agricultural Product Utilization and Business Development Loan Guarantee Fund (0411)						
MO VALUE-ADDED LOAN PRG	06.055	6888	14,179.00	14,178.22	---	0.78
Missouri Wine and Grape Fund (0787)						
WINE AND GRAPE BOARD E&E	06.030	2107	1,622,243.00	1,095,825.06	---	526,417.94
WINE AND GRAPE BOARD PS	06.030	2130	206,616.00	197,268.62	---	9,347.38

**STATE OF MISSOURI
SUMMARY OF APPROPRIATION ACTIVITY
ENTERPRISE FUNDS
FOR THE APPROPRIATION YEAR 2012**

	H.B. No.	Appr. No.	Appropriations	Expenditures and Transfers Out	Biennial Rollovers to 2013	Lapse of Appropriations
<u>Missouri State Fair</u>						
State Fair Fees Fund (0410)						
FUNDING TO START FAIR	06.100	0228	75,000.00	54,540.00	---	20,460.00
STATE FAIR ADMIN PS	06.095	0270	1,424,750.00	897,423.11	---	527,326.89
STATE FAIR ADMIN E&E	06.095	0274	2,726,645.00	2,248,156.69	---	478,488.31
STATE FAIR EQUIP REPLACE	06.105	1878	166,062.00	16,000.00	---	150,062.00
<u>DEPARTMENT OF NATURAL RESOURCES</u>						
State Park Earnings Fund (0415)						
SALES TAX GR REIMBURSE	06.270	2379	200,000.00	48,568.14	---	151,431.86
REFUND ACCOUNTS	06.265	2737	31,095.00	19,668.98	---	11,426.02
Natural Resources Revolving Services Fund (0425)						
DNR REVOLVING FUND	06.260	2132	3,126,244.00	2,172,037.31	---	954,206.69
SALES TAX GR REIMBURSE	06.270	3085	3,000.00	1,882.75	---	1,117.25
REFUND ACCOUNTS	06.265	3372	1,419.00	957.88	---	461.12
Historic Preservation Revolving Fund (0430)						
REFUND ACCOUNTS	06.265	3373	165.00	---	---	165.00
Petroleum Storage Tank Insurance Fund (0585)						
PETROLEUM RELATED ACT PS	06.225	0925	927,262.00	569,737.52	---	357,524.48
PETROLEUM REALTED ACT E&E	06.225	0926	162,426.00	61,523.86	---	100,902.14
<u>Petroleum Storage Tank Insurance Fund</u>						
Petroleum Storage Tank Insurance Fund (0585)						
PETRO STORAGE TANK REFUND	06.230	2880	60,000.00	33,038.44	---	26,961.56
PETRO STORAGE TANK BD PS	06.230	3532	190,351.00	122,081.76	---	68,269.24
PETRO STORAGE TANK BD E&E	06.230	3533	2,101,000.00	1,462,666.80	---	638,333.20
PETRO STORAGE TANK INSUR	06.230	3534	19,000,000.00	14,739,315.00	---	4,260,685.00
<u>Environmental Improvement and Energy Resources</u>						
State Environmental Improvement Authority Fund (0654)						
EIERA	06.290	8029	1.00	---	---	1.00

Department Operations

State Park Earnings Fund (0415)

DT OP-CONTRACT AUDITS E&E	06.200	2293	30,000.00	---	---	30,000.00
---------------------------	--------	------	-----------	-----	-----	-----------

Natural Resources Revolving Services Fund (0425)

DEPT OPERATIONS PS	06.200	2141	40,228.00	16,508.20	---	23,719.80
--------------------	--------	------	-----------	-----------	-----	-----------

DEPT OPERATIONS E&E	06.200	2143	6,616.00	3,453.44	---	3,162.56
---------------------	--------	------	----------	----------	-----	----------

Division of Geology and Land Survey

Natural Resources Revolving Services Fund (0425)

DGLS OPERATION PS	06.210	1907	26,784.00	4,419.26	---	22,364.74
-------------------	--------	------	-----------	----------	-----	-----------

Division of State Parks

State Park Earnings Fund (0415)

STATE PARK OPERATION PS	06.235	1940	2,396,015.00	1,114,360.98	---	1,281,654.02
-------------------------	--------	------	--------------	--------------	-----	--------------

STATE PARK OPERATION E&E	06.235	1941	2,945,434.00	2,337,964.83	---	607,469.17
--------------------------	--------	------	--------------	--------------	-----	------------

M&R PARK & CAMPGROUND FAC	17.065	3450	673,413.00	117,836.23	555,576.77	---
---------------------------	--------	------	------------	------------	------------	-----

DNR GENERAL CONSTRUCTION	17.070	4119	716,727.00	216,957.62	499,769.38	---
--------------------------	--------	------	------------	------------	------------	-----

DNR WATER WASTE IMPROV	17.090	6595	1,999,251.00	62,466.92	1,936,784.08	---
------------------------	--------	------	--------------	-----------	--------------	-----

DNR ROADS PARKING TRAILS	17.095	6596	746,273.00	88,821.80	657,451.20	---
--------------------------	--------	------	------------	-----------	------------	-----

DNR SPENDING AUTHORITY	17.105	6599	4,863,251.00	2,114,409.89	2,748,841.11	---
------------------------	--------	------	--------------	--------------	--------------	-----

IMPROVEMENTS ST PARKS	17.110	6601	1,400,000.00	---	1,400,000.00	---
-----------------------	--------	------	--------------	-----	--------------	-----

LAND PURCHASES ST PARKS	17.115	6602	888,245.00	---	888,245.00	---
-------------------------	--------	------	------------	-----	------------	-----

INTER EXHIBITS ST PARKS	17.120	6603	636,902.00	52,324.81	584,577.19	---
-------------------------	--------	------	------------	-----------	------------	-----

GIFTS TO PARKS	06.235	7816	72,390.00	50,009.05	---	22,380.95
----------------	--------	------	-----------	-----------	-----	-----------

PARKS RESALE	06.235	7817	700,000.00	697,063.81	---	2,936.19
--------------	--------	------	------------	------------	-----	----------

PARKS CONCESSIONS DEFAULT	06.235	7818	200,000.00	64,053.17	---	135,946.83
---------------------------	--------	------	------------	-----------	-----	------------

STATE PARK GRANTS	06.235	7820	175,000.00	2,437.00	---	172,563.00
-------------------	--------	------	------------	----------	-----	------------

DNR WATER WASTE IMPROV	21.075	7991	2,000,000.00	23,040.43	1,976,959.57	---
------------------------	--------	------	--------------	-----------	--------------	-----

DNR ROADS PARKING TRAILS	21.085	7994	780,000.00	---	780,000.00	---
--------------------------	--------	------	------------	-----	------------	-----

DNR M&R SPENDING AUTHORITY	21.090	7996	50,000.00	---	50,000.00	---
----------------------------	--------	------	-----------	-----	-----------	-----

IMPROVEMENTS STATE PARKS	22.010	8068	1,400,000.00	---	1,400,000.00	---
--------------------------	--------	------	--------------	-----	--------------	-----

LAND PURCHASES ST PARKS	22.015	8069	1,300,000.00	111,987.00	1,188,013.00	---
-------------------------	--------	------	--------------	------------	--------------	-----

DNR CI SPENDING AUTHORITY	22.020	8071	2,630,916.00	---	2,630,916.00	---
---------------------------	--------	------	--------------	-----	--------------	-----

INTER EXHIBITS ST PARKS	22.030	8072	700,000.00	984.00	699,016.00	---
-------------------------	--------	------	------------	--------	------------	-----

LAKE OZARKS STATE PARK	21.100	8127	1,050,000.00	---	1,050,000.00	---
------------------------	--------	------	--------------	-----	--------------	-----

Historic Preservation Revolving Fund (0430)

HISTORIC PRESERVATION PS	06.240	1885	209,516.00	152,098.85	---	57,417.15
--------------------------	--------	------	------------	------------	-----	-----------

HISTORIC PRESERVATION E&E	06.240	1886	34,169.00	16,976.66	---	17,192.34
---------------------------	--------	------	-----------	-----------	-----	-----------

HISTORIC PRESERV GRANTS	06.240	7823	1,707,243.00	7,676.76	---	1,699,566.24
-------------------------	--------	------	--------------	----------	-----	--------------

HISTORIC PROPERTIES	21.095	7997	1,000,000.00	---	1,000,000.00	---
---------------------	--------	------	--------------	-----	--------------	-----

**STATE OF MISSOURI
SUMMARY OF APPROPRIATION ACTIVITY
ENTERPRISE FUNDS
FOR THE APPROPRIATION YEAR 2012**

	H.B. No.	Appr. No.	Appropriations	Expenditures and Transfers Out	Biennial Rollovers to 2013	Lapse of Appropriations
<u>DEPARTMENT OF PUBLIC SAFETY</u>						
<u>State Highway Patrol</u>						
State Park Earnings Fund (0415)						
MARINE MAINTENANCE FAC	22.046	8128	1,050,000.00	---	1,050,000.00	---
<u>Missouri Veterans Commission</u>						
Missouri Veterans' Homes Fund (0460)						
VETERANS HOMES PS	08.185	2342	34,867,272.00	34,865,377.60	---	1,894.40
VETERANS HOMES E&E	08.185	2344	17,984,562.00	17,818,426.73	---	166,135.27
REFUNDS	08.185	4570	1,274,400.00	447,926.46	---	826,473.54
VETERANS HOMES OVERTIME	08.185	7110	2,423,654.00	1,888,619.10	---	535,034.90
ADMIN & SERVICE PS	08.175	8735	508,386.00	392,468.60	---	115,917.40
ADMIN & SERVICE E&E	08.175	8737	134,078.00	106,316.43	---	27,761.57
<u>DEPARTMENT OF REVENUE</u>						
<u>Administration Division</u>						
Revenue Information Fund (0619)						
POSTAGE	04.025	0081	199,611.00	---	---	199,611.00
ADMINISTRATION E&E	04.025	1758	119,433.00	---	---	119,433.00
<u>MV/DL Division</u>						
Revenue Information Fund (0619)						
MV/DL PS	04.015	1718	289,915.00	---	---	289,915.00
MV/DL E&E	04.015	1719	199,914.00	---	---	199,914.00
<u>Taxation Division</u>						
Petroleum Storage Tank Insurance Fund (0585)						
TAXATION PS	04.010	1704	26,527.00	22,351.74	---	4,175.26
TAXATION E&E	04.010	1705	1,127.00	---	---	1,127.00
<u>Missouri Lottery Commission</u>						
Lottery Enterprise Fund (0657)						
LOTTERY LEASING	13.005	3307	350,269.00	339,535.49	---	10,733.51
LOTTERY COMMISSION PRIZES	04.180	6215	141,200,000.00	141,120,858.63	---	79,141.37
LOTTERY INSTITUTIONAL	13.015	7669	136,775.00	136,775.00	---	---
LOTTERY COMMISSION PS	04.175	9156	6,865,837.00	6,513,252.65	---	352,584.35
LOTTERY COMMISSION E&E	04.175	9157	39,294,808.00	39,293,647.39	---	1,160.61
Subtotals			328,123,164.00	279,007,287.72	21,096,149.30	28,019,726.98

Appropriated Transfers Out To:

General Revenue Fund (0101)	05.250	T044	24,074.00	24,074.00	---	---
Natural Resources Cost Allocation Fund (0500)	06.280	T062	70,610.00	66,057.00	---	4,553.00
Natural Resources Cost Allocation Fund (0500)	06.280	T063	3,331.00	3,116.00	---	215.00
Natural Resources Cost Allocation Fund (0500)	06.280	T070	34,737.00	32,496.00	---	2,241.00
Natural Resources Cost Allocation Fund (0500)	06.280	T088	635,255.00	429,294.00	---	205,961.00
Natural Resources Cost Allocation Fund (0500)	06.280	T089	29,960.00	20,245.00	---	9,715.00
Natural Resources Cost Allocation Fund (0500)	06.280	T097	139,012.00	93,942.00	---	45,070.00
Lottery Proceeds Fund (0291)	04.185	T275	287,172,000.00	280,042,095.00	---	7,129,905.00
General Revenue Fund (0101)	05.530	T285	1,653,798.00	1,492,855.83	---	160,942.17
Social Security Contributions Fund (0702)	05.450	T293	3,544,762.00	3,461,261.70	---	83,500.30
State Retirement Contributions Fund (0701)	05.465	T297	6,698,809.00	6,486,407.26	---	212,401.74
Missouri Consolidated Health Care Plan						
Benefit Fund (0765)	05.490	T304	12,148,214.00	11,535,451.46	---	612,762.54
Natural Resources Cost Allocation Fund (0500)	06.280	T320	790,835.00	569,111.00	---	221,724.00
Natural Resources Cost Allocation Fund (0500)	06.280	T322	37,299.00	26,842.00	---	10,457.00
Natural Resources Cost Allocation Fund (0500)	06.280	T327	136,503.00	100,889.00	---	35,614.00
Social Services and Other Sources Fund (0610)	05.055	T432	30,000.00	30,000.00	---	---
General Revenue Fund (0101)	05.250	T495	1,660.00	1,660.00	---	---
State Highways and Transportation						
Department Fund (0644)	04.160	T534	250,000.00	98,181.00	---	151,819.00
General Revenue Fund (0101)	05.240	T541	1.00	---	---	1.00
General Revenue Fund (0101)	05.250	T704	2,171.00	2,171.00	---	---
General Revenue Fund (0101)	05.250	T705	49,831.00	49,831.00	---	---
General Revenue Fund (0101)	05.250	T707	136,444.00	74,264.00	---	62,180.00
General Revenue Fund (0101)	05.250	T709	22,811.00	18,319.00	---	4,492.00
General Revenue Fund (0101)	05.250	T710	13,668.00	13,668.00	---	---
General Revenue Fund (0101)	05.250	T711	717,171.00	302,040.00	---	415,131.00
General Revenue Fund (0101)	05.250	T749	152,777.00	152,777.00	---	---
General Revenue Fund (0101)	05.250	T765	38,011.00	19,430.00	---	18,581.00
Subtotals			314,533,744.00	305,146,478.25	---	9,387,265.75
Totals			<u>\$ 642,656,908.00</u>	<u>\$ 584,153,765.97</u>	<u>\$ 21,096,149.30</u>	<u>\$ 37,406,992.73</u>

**STATE OF MISSOURI
SUMMARY OF APPROPRIATION ACTIVITY
INTERNAL SERVICES FUNDS
FOR THE APPROPRIATION YEAR 2012**

	<u>H.B. No.</u>	<u>Appr. No.</u>	<u>Appropriations</u>	<u>Expenditures and Transfers Out</u>	<u>Biennial Rollovers to 2013</u>	<u>Lapse of Appropriations</u>
<u>LEGISLATURE</u>						
<u>Senate</u>						
Senate Revolving Fund (0535)						
SENATE CONTINGENT EXP	12.500	4505	\$ 40,000.00	\$ ---	\$ ---	\$ 40,000.00
<u>House of Representatives</u>						
House of Representatives Revolving Fund (0520)						
HOUSE REVOLVING FUND	12.505	3165	45,000.00	13,173.67	---	31,826.33
<u>JUDICIARY</u>						
<u>Judicial Proceedings and Review</u>						
Supreme Court Publications Revolving Fund (0525)						
JUD PROCEED & REVIEW E&E	12.300	4506	150,000.00	65,135.98	---	84,864.02
<u>EXECUTIVE</u>						
<u>State Treasurer</u>						
Central Check Mailing Service Revolving Fund (0515)						
STATE TREASURER PS	12.150	0843	22,978.00	22,967.90	---	10.10
STATE TREASURER E&E	12.150	2212	225,000.00	84,695.15	---	140,304.85
<u>OFFICE OF ADMINISTRATION</u>						
State Facility Maintenance and Operation Fund (0501)						
OA LEASING	13.005	1066	220,681.00	215,310.69	---	5,370.31
OA STATE OWNED	13.010	7674	434,561.00	409,676.16	---	24,884.84
Office of Administration Revolving Administrative Trust Fund (0505)						
OA LEASING	13.005	1067	164,120.00	128,562.15	---	35,557.85
<u>Division of Accounting</u>						
Natural Resources Cost Allocation Fund (0500)						
UNEMPLOYMENT BENEFITS	05.480	6155	23,699.00	15,003.03	---	8,695.97

State Facility Maintenance and Operation Fund (0501)						
UNEMPLOYMENT BENEFITS	05.480	5994	79,409.00	35,593.73	---	43,815.27
MDFB LEASE/PURCHASE	05.160	6753	2,599,691.00	2,599,678.39	---	12.61
DIFP Administrative Fund (0503)						
UNEMPLOYMENT BENEFITS	05.480	6715	283.00	---	---	283.00
Office of Administration Revolving Administrative Trust Fund (0505)						
UNEMPLOYMENT BENEFITS	05.480	5999	4,000.00	---	---	4,000.00
Working Capital Revolving Fund (0510)						
UNEMPLOYMENT BENEFITS	05.480	6000	12,777.00	12,775.70	---	1.30
Inmate Fund (0540)						
UNEMPLOYMENT BENEFITS	05.480	6342	4,961.00	4,960.00	---	1.00
Economic Development Administrative Fund (0547)						
UNEMPLOYMENT BENEFITS	05.480	6673	1,196.00	59.34	---	1,136.66
Professional Registration Fees Fund (0689)						
UNEMPLOYMENT BENEFITS	05.480	6006	10,506.00	10,504.67	---	1.33
Information Technology Services Division						
Natural Resources Cost Allocation Fund (0500)						
DNR IT CONSOLIDATION PS	05.020	1351	2,850,215.00	2,121,691.66	---	728,523.34
DNR IT CONSOLIDATION E&E	05.020	1360	4,302,150.00	2,326,340.40	---	1,975,809.60
State Facility Maintenance and Operation Fund (0501)						
OA IT CONSOLIDATION PS	05.020	3610	91,590.00	88,295.17	---	3,294.83
OA IT CONSOLIDATION E&E	05.020	3611	144,274.00	76,826.72	---	67,447.28
DIFP Administrative Fund (0503)						
DIFP IT CONSOLIDATION PS	05.020	3691	99,367.00	15,406.67	---	83,960.33
DIFP IT CONSOLIDATION E&E	05.020	3692	64,336.00	35,361.50	---	28,974.50
Office of Administration Revolving Administrative Trust Fund (0505)						
OA IT CONSOLIDATION PS	05.020	3601	6,443,034.00	---	---	6,443,034.00
OA IT CONSOLIDATION E&E	05.020	3602	23,044,013.00	---	---	23,044,013.00
Working Capital Revolving Fund (0510)						
DOC IT CONSOLIDATION PS	05.020	1362	63,364.00	52,200.00	---	11,164.00
DOC IT CONSOLIDATION E&E	05.020	1363	170,410.00	109,047.04	---	61,362.96
Inmate Fund (0540)						
DOC IT CONSOLIDATION E&E	05.020	2253	6,048,606.00	2,353,556.36	---	3,695,049.64
Social Services Administrative Trust Fund (0545)						
DSS IT CONSOLIDATION PS	05.020	1365	36,540.00	---	---	36,540.00
DSS IT CONSOLIDATION E&E	05.020	1366	402,972.00	63,010.79	---	339,961.21
Economic Development Administrative Fund (0547)						
DED IT CONSOLIDATION PS	05.020	1369	681,935.00	673.28	---	681,261.72
DED IT CONSOLIDATION E&E	05.020	1371	1,278,197.00	22,738.51	---	1,255,458.49

**STATE OF MISSOURI
SUMMARY OF APPROPRIATION ACTIVITY
INTERNAL SERVICES FUNDS
FOR THE APPROPRIATION YEAR 2012**

	H.B. No.	Appr. No.	Appropriations	Expenditures and Transfers Out	Biennial Rollovers to 2013	Lapse of Appropriations
Professional Registration Fees Fund (0689)						
DIFP IT CONSOLIDATION PS	05.020	1615	304,838.00	247,437.33	---	57,400.67
DIFP IT CONSOLIDATION E&E	05.020	1616	899,791.00	301,742.14	---	598,048.86
Revolving Info Tech Trust Fund (0980)						
OA IT CONSOLIDATION PS	05.020	8110	50,000,000.00	5,563,686.54	---	44,436,313.46
OA IT CONSOLIDATION E&E	05.020	8111	30,000,000.00	24,080,474.16	---	5,919,525.84
TELECOM REVOLVING FUND	05.025	8112	36,989,910.00	34,651,061.29	---	2,338,848.71
ITSD UC DEBT PAYMENT	05.170	8114	1,975,724.00	1,698,518.19	---	277,205.81
<u>Division of Facilities Management,</u>						
<u>Design and Construction</u>						
State Facility Maintenance and Operation Fund (0501)						
FM DC OPERATIONS E&E	05.075	2148	67,530,099.00	67,526,136.81	---	3,962.19
FM DC OPERATIONS PS	05.075	2605	25,157,597.00	25,157,596.58	---	0.42
FACILITY SERVICES	05.085	2607	708,871.00	582,375.47	---	126,495.53
MANSION DONATIONS	05.070	3046	75,000.00	69,760.31	---	5,239.69
Office of Administration Revolving Administrative Trust Fund (0505)						
MULTI TENANT ST OWN	13.020	2777	304,124.00	280,648.41	---	23,475.59
MULTI TENANT INSTIT	13.020	3741	255,768.00	241,041.90	---	14,726.10
MULTI TENANT LEASING	13.020	6194	116,494.00	75,803.29	---	40,690.71
OA-RATF EXPENDITURE	17.055	6536	15,225.00	12,585.33	2,639.67	---
COST REIMBURSEMENT	21.040	7982	213,821.00	213,820.50	0.50	---
Working Capital Revolving Fund (0510)						
MSP REMEDIATN ACTIVITIES	22.006	8125	500,000.00	---	500,000.00	---
<u>Division of General Services</u>						
Office of Administration Revolving Administrative Trust Fund (0505)						
DIV OF GENERAL SERVS PS	05.090	4538	2,725,523.00	2,278,665.89	---	446,857.11
DIV OF GENERAL SERVS E&E	05.090	4540	979,728.00	541,526.66	---	438,201.34
REBILLABLE EXPENSES	05.105	6259	15,500,000.00	14,993,236.52	---	506,763.48
<u>Division of Personnel</u>						
Office of Administration Revolving Administrative Trust Fund (0505)						
DIV PERSONNEL E&E	05.030	2249	315,716.00	137,766.95	---	177,949.05
DIV PERSONNEL PS	05.030	8007	68,795.00	25,891.87	---	42,903.13

**Division of Purchasing and Materials
Management**

Office of Administration Revolving Administrative
Trust Fund (0505)

BID & PERFORM BOND REFUND	05.040	7349	2,112,000.00	1,573,496.61	---	538,503.39
---------------------------	--------	------	--------------	--------------	-----	------------

Governor's Council on Disability

Office of Administration Revolving Administrative
Trust Fund (0505)

GOV CNSL ON DISABILITY EE	05.135	3210	25,000.00	23,680.01	---	1,319.99
---------------------------	--------	------	-----------	-----------	-----	----------

Missouri Public Entity Risk Management

Office of Administration Revolving Administrative
Trust Fund (0505)

MOPERM PS	05.140	8471	645,169.00	593,485.50	---	51,683.50
MOPERM E&E	05.140	8472	61,847.00	13,235.05	---	48,611.95

**DEPARTMENT OF INSURANCE,
FINANCIAL INSTITUTIONS AND
PROFESSIONAL REGISTRATION**

DIFP Administrative Fund (0503)

DEPT ADMINISTRATION PS	07.400	3652	147,843.00	146,512.85	---	1,330.15
DEPT ADMINISTRATION E&E	07.400	3653	42,157.00	19,876.90	---	22,280.10

Professional Registration Fees Fund (0689)

INSURANCE LEASING	13.005	3736	9,606.00	7,150.57	---	2,455.43
INSURANCE STATE OWNED	13.010	7712	197,267.00	194,222.74	---	3,044.26

Professional Registration

Professional Registration Fees Fund (0689)

EXAMINATION & OTHER FEES	07.470	1010	88,000.00	86,883.20	---	1,116.80
PR ADMINISTRATION PS	07.470	1032	3,334,640.00	3,031,750.81	---	302,889.19
PR ADMINISTRATION E&E	07.470	2207	1,056,552.00	639,315.71	---	417,236.29
PR REFUNDS	07.470	5407	50,500.00	48,437.05	---	2,062.95

DEPARTMENT OF ECONOMIC DEVELOPMENT

Economic Development Administrative
Fund (0547)

DED STATE OWNED	13.010	7706	30,054.00	29,639.70	---	414.30
-----------------	--------	------	-----------	-----------	-----	--------

Administrative Services

Economic Development Administrative
Fund (0547)

REFUNDS	07.005	0812	5,000.00	---	---	5,000.00
ADMINISTRATIVE SVS E&E	07.005	2174	501,292.00	58,338.25	---	442,953.75
ADMINISTRATIVE SVS PS	07.005	3614	397,214.00	339,235.60	---	57,978.40

**STATE OF MISSOURI
SUMMARY OF APPROPRIATION ACTIVITY
INTERNAL SERVICES FUNDS
FOR THE APPROPRIATION YEAR 2012**

	H.B. No.	Appr. No.	Appropriations	Expenditures and Transfers Out	Biennial Rollovers to 2013	Lapse of Appropriations
<u>Business and Community Services</u>						
Economic Development Administrative Fund (0547)						
MO MANF EXT PARTNERSHIP	07.020	2024	1.00	---	---	1.00
SALES PS	07.015	2404	6,620.00	6,250.80	---	369.20
MARKETING PS	07.015	2430	42,680.00	41,833.20	---	846.80
<u>DEPARTMENT OF MENTAL HEALTH</u>						
Mental Health Interagency Payments Fund (0109)						
REFUNDS	10.035	4417	100.00	---	---	100.00
Inmate Fund (0540)						
REFUNDS	10.035	4418	100.00	---	---	100.00
<u>Division of Alcohol and Drug Abuse</u>						
Mental Health Interagency Payments Fund (0109)						
ADA TREATMENT SERVICES	10.110	7648	30,000.00	15,000.00	---	15,000.00
Inmate Fund (0540)						
ADA TREATMENT SVC	10.110	1047	3,513,779.00	3,368,740.31	---	145,038.69
<u>Division of Comprehensive Psychiatric Services</u>						
Mental Health Interagency Payments Fund (0109)						
ADULT COMMUNITY PROGRAM	10.210	1856	1,272,400.00	1,017,920.00	---	254,480.00
SRV CHILD DIV&DYS CLTS EE	10.230	2060	156,135.00	469.71	---	155,665.29
FULTON STATE HOSPITAL E&E	10.300	5273	250,000.00	182,677.86	---	67,322.14
YOUTH COMMUNITY PROGRAM	10.225	7425	4,000,000.00	102,848.36	---	3,897,151.64
<u>Division of Developmental Disabilities</u>						
Mental Health Interagency Payments Fund (0109)						
DFS CLIENTS	10.410	0399	7,153,637.00	7,153,637.00	---	---
COMMUNITY PROGRAMS	10.410	7649	550,000.00	205,882.00	---	344,118.00
<u>DEPARTMENT OF NATURAL RESOURCES</u>						
Natural Resources Cost Allocation Fund (0500)						
REFUND ACCOUNTS	06.265	2738	3,478.00	---	---	3,478.00
DNR LEASING	13.005	4307	1,018,670.00	992,893.33	---	25,776.67
DNR STATE OWNED	13.010	7690	645,337.00	637,120.55	---	8,216.45

Department Operations

Natural Resources Cost Allocation Fund (0500)

DEPT OPERATIONS PS	06.200	1813	2,685,519.00	2,177,275.27	---	508,243.73
DEPT OPERATIONS E&E	06.200	1815	591,571.00	411,194.65	---	180,376.35

Water Resources Center

Natural Resources Cost Allocation Fund (0500)

WATER RESOURCES PS	06.210	7012	45,345.00	26,148.09	---	19,196.91
--------------------	--------	------	-----------	-----------	-----	-----------

Division of Energy

Natural Resources Cost Allocation Fund (0500)

ENERGY DIV OPERATING PS	06.205	8796	109,781.00	60,737.74	---	49,043.26
-------------------------	--------	------	------------	-----------	-----	-----------

Division of Environmental Quality

Natural Resources Cost Allocation Fund (0500)

ENVIRONMENTAL QUALITY PS	06.210	1873	773,489.00	773,285.15	---	203.85
ENVIRONMENTAL QUALITY E&E	06.210	1879	317,069.00	123,185.27	---	193,883.73
REGIONAL OFFICES PS	06.210	7316	390,661.00	315,038.20	---	75,622.80

Division of Geology and Land Survey

Natural Resources Cost Allocation Fund (0500)

DGLS OPERATION PS	06.210	2402	90,129.00	81,798.21	---	8,330.79
DGLS OPERATION E&E	06.210	2409	4,198.00	4,198.00	---	---

Division of State Parks

Natural Resources Cost Allocation Fund (0500)

STATE PARK OPERATION PS	06.235	1952	850,077.00	761,878.78	---	88,198.22
STATE PARK OPERATION E&E	06.235	1953	138,373.00	54,215.41	---	84,157.59

DEPARTMENT OF PUBLIC SAFETY**Adjutant General**

Adjutant General Revolving Fund (0530)

A G ARMORY RENTALS	08.265	4767	32,000.00	31,265.18	---	734.82
--------------------	--------	------	-----------	-----------	-----	--------

DEPARTMENT OF SOCIAL SERVICES**Division of Finance and Administrative Services**Social Services Administrative Trust
Fund (0545)

FINANCE & ADMIN SRVS PS	11.035	3115	3,966.00	---	---	3,966.00
FINANCE & ADMIN SRVS E&E	11.035	3116	317.00	---	---	317.00
CENTRALIZED INVENTORY SYS	11.035	3119	1,500,000.00	1,128,566.95	---	371,433.05

**STATE OF MISSOURI
SUMMARY OF APPROPRIATION ACTIVITY
INTERNAL SERVICES FUNDS
FOR THE APPROPRIATION YEAR 2012**

	H.B. No.	Appr. No.	Appropriations	Expenditures and Transfers Out	Biennial Rollovers to 2013	Lapse of Appropriations
<u>DEPARTMENT OF CORRECTIONS</u>						
Working Capital Revolving Fund (0510)						
CORRECTIONS LEASING	13.005	6073	179,816.00	178,973.58	---	842.42
ROOF MO VOCATIONAL ENTER	17.225	6588	313,266.00	313,266.00	---	---
OVERTIME-WCRF	09.060	7259	1.00	---	---	1.00
INSTITUTIONAL E&E POOL	09.065	7641	3,000,000.00	2,824,350.63	---	175,649.37
CORRECTIONS INSTIT	13.015	7750	1,425,607.00	1,425,607.00	---	---
Inmate Fund (0540)						
REENTRY E&E	09.010	5539	316,282.00	165,610.87	---	150,671.13
OVERTIME-IRF	09.060	7260	1.00	---	---	1.00
<u>Division of Human Services</u>						
Inmate Fund (0540)						
DHS STAFF PS	09.035	6067	126,190.00	125,281.36	---	908.64
DHS STAFF E&E	09.035	6068	48,278.00	8,323.04	---	39,954.96
<u>Division of Offender Rehabilitative Services</u>						
Working Capital Revolving Fund (0510)						
VOCATIONAL ENTERPRIS E&E	09.215	2776	25,635,726.00	17,294,373.72	---	8,341,352.28
VOCATIONAL ENTERPRISES PS	09.215	2967	8,133,095.00	5,962,711.63	---	2,170,383.37
PRISON INDUSTRY ENHANCE	09.220	3155	866,486.00	---	---	866,486.00
<u>Division of Adult Institutions</u>						
Inmate Fund (0540)						
BOONVILLE CORR CTR	09.120	1083	33,876.00	6,846.82	---	27,029.18
OZARK CORR CTR	09.095	1996	261,496.00	42,456.43	---	219,039.57
TIPTON CORR CTR	09.145	6069	88,206.00	18,030.00	---	70,176.00
KC COMM RELEASE CTR	09.235	6072	47,423.00	42,504.00	---	4,919.00
CHILLICOTHE CORR CTR	09.115	6112	27,829.00	6,891.00	---	20,938.00
<u>Division of Probation and Parole</u>						
Inmate Fund (0540)						
RESIDENTIAL TRTMNT FAC	09.250	1467	3,989,458.00	3,017,124.20	---	972,333.80
ELECTRONIC MONITORING	09.255	2228	1,780,289.00	1,115,625.45	---	664,663.55
LOCAL SENTENCING INITIAT	09.245	2302	815,337.00	46,053.56	---	769,283.44
DOC COMMAND CENTER PS	09.240	2921	542,932.00	456,558.85	---	86,373.15
P&P STAFF E&E	09.225	6071	7,704,155.00	2,065,302.88	---	5,638,852.12
COM SUPERVISION CNT E&E	09.260	7642	750,000.00	474,370.67	---	275,629.33
Subtotals			375,362,211.00	251,632,603.06	502,640.17	123,226,967.77

Appropriated Transfers Out To:

General Revenue Fund (0101)	05.250	T133	1,893.00	---	---	1,893.00
State Legal Expense Fund (0692)	05.110	T234	25,000.00	---	---	25,000.00
General Revenue Fund (0101)	05.530	T285	768,411.00	659,403.02	---	109,007.98
Social Security Contributions (Fund 0702)	05.450	T293	4,507,741.00	3,618,946.12	---	888,794.88
State Retirement Contributions (Fund 0701)	05.465	T297	8,397,387.00	7,369,230.92	---	1,028,156.08
Missouri Consolidated Health Care Plan						
Benefit Fund (0765)	05.490	T304	13,341,152.00	11,874,555.67	---	1,466,596.33
General Revenue Fund (0101)	05.220	T483	1.00	---	---	1.00
Revolving Information Technology Trust						
Fund (0980)	05.021	T491	12,218,619.00	12,218,618.77	---	0.23
General Revenue Fund (0101)	12.185	T548	36,836.00	36,833.10	---	2.90
General Revenue Fund (0101)	05.250	T650	76,513.00	---	---	76,513.00
General Revenue Fund (0101)	05.250	T712	120,207.00	---	---	120,207.00
General Revenue Fund (0101)	05.250	T715	311,416.00	---	---	311,416.00
General Revenue Fund (0101)	05.250	T716	1,139.00	---	---	1,139.00
General Revenue Fund (0101)	05.250	T717	187.00	---	---	187.00
General Revenue Fund (0101)	05.250	T718	852.00	---	---	852.00
General Revenue Fund (0101)	05.250	T719	542.00	---	---	542.00
General Revenue Fund (0101)	05.250	T720	63.00	---	---	63.00
General Revenue Fund (0101)	05.250	T721	184,062.00	---	---	184,062.00
General Revenue Fund (0101)	05.250	T722	40,256.00	---	---	40,256.00
General Revenue Fund (0101)	05.250	T724	12,261.00	---	---	12,261.00
General Revenue Fund (0101)	05.250	T812	44,091.00	---	---	44,091.00
DIFP Administrative Fund (0503)	07.405	T896	172,007.00	159,333.06	---	12,673.94
Licensed Social Workers Fund (0574)	07.555	T902	700.00	700.00	---	---
Veterinary Medical Board Fund (0639)	07.555	T902	2,650.00	2,650.00	---	---
Committee of Professional Counselors						
Fund (0672)	07.555	T902	1,650.00	1,650.00	---	---
Subtotals			40,265,636.00	35,941,920.66	---	4,323,715.34
Totals			<u>\$ 415,627,847.00</u>	<u>\$ 287,574,523.72</u>	<u>\$ 502,640.17</u>	<u>\$ 127,550,683.11</u>

**STATE OF MISSOURI
SUMMARY OF APPROPRIATION ACTIVITY
AGENCY FUNDS
FOR THE APPROPRIATION YEAR 2012**

	H.B. No.	Appr. No.	Appropriations	Expenditures and Transfers Out	Biennial Rollovers to 2013	Lapse of Appropriations
<u>JUDICIARY</u>						
<u>Circuit Courts</u>						
Circuit Courts Escrow Fund (0718)						
CIRCUIT COURT DEBT OFFSET	12.345	1209	\$ 2,000,000.00	\$ 1,365,912.48	\$ ---	\$ 634,087.52
CIRCUIT CT DEBT OFFSET EE	12.345	1210	5,500.00	5,500.00	---	---
<u>Debt Offset Escrow Fund</u>						
Debt Offset Escrow Fund (0753)						
DEBT OFFSET ESCROW FUND	12.400	3023	1,225,000.00	945,888.17	---	279,111.83
<u>OFFICE OF ADMINISTRATION</u>						
<u>Division of Accounting</u>						
State Retirement Contributions Fund (0701)						
RETIREMENT SYSTEM CONTR	05.470	9179	259,860,090.00	256,334,116.57	---	3,525,973.43
Social Security Contributions Fund (0702)						
OASDHI CONTRIBUTIONS	05.460	0136	144,772,250.00	141,948,129.51	---	2,824,120.49
Missouri Consolidated Health Care Plan Benefit Fund (0765)						
MOCHCP CONTRIBUTIONS	05.495	1335	375,896,845.00	373,469,831.97	---	2,427,013.03
COBRA REIMBURSE EXPD	05.500	7840	124,000.00	39,422.02	---	84,577.98
Missouri State Employees' Voluntary Life Insurance Fund (0910)						
VOLUNTARY LIFE INSURANCE	05.510	0045	4,031,564.00	3,894,213.03	---	137,350.97
<u>Division of Purchasing and Materials Management</u>						
Proceeds of Surplus Property Sales Fund (0710)						
SURPLUS PROP SALE PROCEED	05.060	1576	340,000.00	284,552.00	---	55,448.00
<u>DEPARTMENT OF AGRICULTURE</u>						
<u>Division of Animal Health</u>						
Agriculture Bond Trustee Fund (0756)						
BOND TRUSTEE ACCOUNT	06.065	3120	135,000.00	---	---	135,000.00

DEPARTMENT OF ECONOMIC DEVELOPMENT**Workforce Development**

Missouri Community College Job Retention

Training Program Fund (0717)

JOB RETENTION TRG PRG	07.150	7151	10,000,000.00	2,403,687.41	---	7,596,312.59
-----------------------	--------	------	---------------	--------------	-----	--------------

DEPARTMENT OF HIGHER EDUCATION**Higher Ed Administration**

Debt Offset Escrow Fund (0753)

LOAN PRGM REFUND OFFSET	03.135	2000	579,551.00	572,755.08	---	6,795.92
-------------------------	--------	------	------------	------------	-----	----------

CC TAX REFUND OFFSET	03.145	3386	1,340,000.00	1,239,634.36	---	100,365.64
----------------------	--------	------	--------------	--------------	-----	------------

Proprietary School Bond Fund (0760)

PROPRIETARY SCHOOL BOND	03.010	7986	100,000.00	8,860.00	---	91,140.00
-------------------------	--------	------	------------	----------	-----	-----------

State Colleges and Universities

Debt Offset Escrow Fund (0753)

LINN STATE TECH COLLEGE	03.150	0076	30,000.00	---	---	30,000.00
-------------------------	--------	------	-----------	-----	-----	-----------

UNIVERSITY OF CENTRAL MO	03.155	2004	150,000.00	133,679.03	---	16,320.97
--------------------------	--------	------	------------	------------	-----	-----------

SOUTHEAST MO STATE UNIV	03.160	2008	75,000.00	31,964.52	---	43,035.48
-------------------------	--------	------	-----------	-----------	-----	-----------

MO STATE UNIVERSITY	03.165	2011	225,000.00	198,371.19	---	26,628.81
---------------------	--------	------	------------	------------	-----	-----------

LINCOLN UNIVERSITY	03.170	2014	75,000.00	11,896.54	---	63,103.46
--------------------	--------	------	-----------	-----------	-----	-----------

TRUMAN STATE UNIVERSITY	03.175	2017	75,000.00	2,750.00	---	72,250.00
-------------------------	--------	------	-----------	----------	-----	-----------

NORTHWEST MO STATE UNIV	03.180	2020	75,000.00	70,996.20	---	4,003.80
-------------------------	--------	------	-----------	-----------	-----	----------

MO SOUTHERN ST UNIVERSITY	03.185	2023	75,000.00	6,144.57	---	68,855.43
---------------------------	--------	------	-----------	----------	-----	-----------

MO WESTERN ST UNIVERSITY	03.190	2026	275,000.00	143,243.11	---	131,756.89
--------------------------	--------	------	------------	------------	-----	------------

HARRIS STOWE ST UNIV	03.195	2030	75,000.00	53,597.91	---	21,402.09
----------------------	--------	------	-----------	-----------	-----	-----------

UNIV OF MISSOURI CAMPUSES	03.200	2034	200,000.00	---	---	200,000.00
---------------------------	--------	------	------------	-----	-----	------------

DEPARTMENT OF HEALTH AND**SENIOR SERVICES**

Debt Offset Escrow Fund (0753)

DEBT OFFSET ESCROW	10.615	0258	15,000.00	8,954.59	---	6,045.41
--------------------	--------	------	-----------	----------	-----	----------

REFUNDS	10.620	7340	2,000.00	---	---	2,000.00
---------	--------	------	----------	-----	-----	----------

DEPARTMENT OF LABOR AND**INDUSTRIAL RELATIONS****Division of Employment Security**

Debt Offset Escrow Fund (0753)

DEBT OFFSET ESCROW FUND	07.905	2146	4,011,000.00	3,683,819.27	---	327,180.73
-------------------------	--------	------	--------------	--------------	-----	------------

**STATE OF MISSOURI
SUMMARY OF APPROPRIATION ACTIVITY
AGENCY FUNDS
FOR THE APPROPRIATION YEAR 2012**

	H.B. No.	Appr. No.	Appropriations	Expenditures and Transfers Out	Biennial Rollovers to 2013	Lapse of Appropriations
<u>DEPARTMENT OF MENTAL HEALTH</u>						
Debt Offset Escrow Fund (0753) REFUNDS	10.035	1837	70,000.00	15,261.53	---	54,738.47
<u>DEPARTMENT OF PUBLIC SAFETY</u>						
<u>Office of the Director</u>						
Program 1122 Fund (0720) PROGRAM 1122	08.025	3663	500,000.00	---	---	500,000.00
<u>Adjutant General</u>						
Missouri Military Family Relief Fund (0719) MO MILITARY FAMILY RELIEF	08.270	1173	189,500.00	24,706.02	---	164,793.98
MO MIL FAMILY RELIEF E&E	08.270	2925	10,500.00	---	---	10,500.00
<u>DEPARTMENT OF REVENUE</u>						
American Cancer Society, Heartland Division, Inc. Fund (0700) INCOME TAX CHECK OFF DIST	04.155	7296	8,114.00	8,113.83	---	0.17
ALS Lou Gehrig's Disease Fund (0703) INCOME TAX CHECK OFF DIST	04.155	7297	3,500.00	2,646.58	---	853.42
American Lung Association of Missouri Fund (0704) INCOME TAX CHECK OFF DIST	04.155	7298	3,500.00	1,156.33	---	2,343.67
Muscular Dystrophy Association Fund (0707) INCOME TAX CHECK OFF DIST	04.155	7299	3,500.00	1,610.87	---	1,889.13
Arthritis Foundation Fund (0708) INCOME TAX CHECK OFF DIST	04.155	7300	2,500.00	1,267.77	---	1,232.23
National Multiple Sclerosis Society Fund (0709) INCOME TAX CHECK OFF DIST	04.155	7301	3,500.00	3,196.78	---	303.22
American Diabetes Association Gateway Area Fund (0713) INCOME TAX CHECK OFF DIST	04.155	7302	4,653.00	4,652.65	---	0.35
American Heart Association Fund (0714) INCOME TAX CHECK OFF DIST	04.155	7303	3,885.00	3,884.27	---	0.73
March of Dimes Fund (0716) INCOME TAX CHECK OFF DIST	04.155	7304	3,500.00	2,652.03	---	847.97

Debt Offset Escrow Fund (0753)						
DEBT OFFSET	04.115	3985	250,000.00	228,154.32	---	21,845.68
DEBT OFFSET ST RECIPROCAL	04.115	6957	914,119.00	608,332.91	---	305,786.09

DEPARTMENT OF SOCIAL SERVICES

Family Support Division

Debt Offset Escrow Fund (0753)						
DISTRIBUTION PASS THROUGH	11.180	1716	9,000,000.00	3,211,825.51	---	5,788,174.49

DEPARTMENT OF CORRECTIONS

Division of Probation and Parole

Debt Offset Escrow Fund (0753)						
P&P TAX INTERCEPT	09.225	7959	750,000.00	711,669.95	---	38,330.05
Subtotals			817,488,571.00	791,687,050.88	---	25,801,520.12

Appropriated Transfers Out To:

General Revenue Fund (0101)	05.250	T134	24.00	24.00	---	---
General Revenue Fund (0101)	05.250	T232	429.00	---	---	429.00
General Revenue Fund (0101)	05.250	T311	98.00	98.00	---	---
General Revenue Fund (0101)	05.250	T312	45.00	45.00	---	---
General Revenue Fund (0101)	05.250	T313	19.00	19.00	---	---
General Revenue Fund (0101)	05.250	T314	15.00	15.00	---	---
General Revenue Fund (0101)	05.250	T339	13.00	13.00	---	---
General Revenue Fund (0101)	05.250	T340	42.00	42.00	---	---
General Revenue Fund (0101)	05.250	T341	49.00	49.00	---	---
General Revenue Fund (0101)	05.250	T342	31.00	31.00	---	---
General Revenue Fund (0101)	05.250	T343	33.00	33.00	---	---
Child Support Enforcement Fund (0169)	11.185	T492	245,000.00	---	---	245,000.00
Social Services and Other Sources Fund (0610)	11.185	T494	455,000.00	---	---	455,000.00
General Revenue Fund (0101)	12.180	T546	100,000.00	12,427.03	---	87,572.97
General Revenue Fund (0101)	12.185	T548	4.00	3.01	---	0.99
General Revenue Fund (0101)	05.250	T642	1,354.00	940.00	---	414.00
General Revenue Fund (0101)	05.250	T820	18,000.00	17,224.00	---	776.00
General Revenue Fund (0101)	05.250	T924	29,234.00	---	---	29,234.00
General Revenue Fund (0101)	05.065	T975	335,609.00	318,758.35	---	16,850.65
Vocational Rehabilitation Fund (0104)	05.065	T975	7,719.00	7,331.54	---	387.46
Mental Health Interagency Payments						
Fund (0109)	05.065	T975	327.00	310.85	---	16.15
Higher Education Fund (0116)	05.065	T975	3,180.00	3,020.00	---	160.00
Labor and Industrial Relations Administrative						
Fund (0122)	05.065	T975	9,593.00	9,111.54	---	481.46
Judiciary Fund (0137)	05.065	T975	1,037.00	985.05	---	51.95
Natural Resources Fund (0140)	05.065	T975	2,044.00	1,941.21	---	102.79

**STATE OF MISSOURI
SUMMARY OF APPROPRIATION ACTIVITY
AGENCY FUNDS
FOR THE APPROPRIATION YEAR 2012**

	H.B. No.	Appr. No.	Appropriations	Expenditures and Transfers Out	Biennial Rollovers to 2013	Lapse of Appropriations
Health Fund (0143)	05.065	T975	2,011.00	1,909.93	---	101.07
State Emergency Management Fund (0145)	05.065	T975	1,354.00	1,286.37	---	67.63
Mental Health Fund (0148)	05.065	T975	1,174.00	1,114.57	---	59.43
Public Safety Fund (0152)	05.065	T975	48,778.00	46,329.38	---	2,448.62
Job Development and Training Fund (0155)	05.065	T975	2,599.00	2,468.46	---	130.54
Election Admin Improvement Fund (0157)	05.065	T975	468.00	444.15	---	23.85
State Treasurer's General Operations Fund (0164)	05.065	T975	1,367.00	1,298.17	---	68.83
OA Information Technology Fund (0165)	05.065	T975	3,184.00	3,024.06	---	159.94
Missouri Veterans Commission Fund (0184)	05.065	T975	523.00	496.65	---	26.35
Adjutant General Fund (0190)	05.065	T975	3,506.00	3,330.31	---	175.69
Federal Drug Seizure Fund (0194)	05.065	T975	6,615.00	6,283.20	---	331.80
Secretary of State's Technology Trust Fund Account Fund (0266)	05.065	T975	6,968.00	6,618.35	---	349.65
Statewide Court Automation Fund (0270)	05.065	T975	18,412.00	17,487.76	---	924.24
Division of Tourism Supplemental Revenue Fund (0274)	05.065	T975	306.00	290.40	---	15.60
Gaming Commission Fund (0286)	05.065	T975	4,541.00	4,313.33	---	227.67
Veterans' Commission Capital Improvement Trust Fund (0304)	05.065	T975	1,100.00	1,044.45	---	55.55
Federal Surplus Property Fund (0407)	05.065	T975	154,718.00	146,950.07	---	7,767.93
State Park Earnings Fund (0415)	05.065	T975	21,341.00	20,269.62	---	1,071.38
Natural Resources Revolving Services Fund (0425)	05.065	T975	100,868.00	95,804.06	---	5,063.94
Missouri Veterans' Homes Fund (0460)	05.065	T975	36,530.00	34,695.90	---	1,834.10
Natural Resources Cost Allocation Fund (0500)	05.065	T975	727.00	690.52	---	36.48
State Facility Maintenance and Operation Fund (0501)	05.065	T975	5,513.00	5,236.12	---	276.88
Office of Administration Revolving Administrative Trust Fund (0505)	05.065	T975	372,229.00	353,540.29	---	18,688.71
Working Capital Revolving Fund (0510)	05.065	T975	944.00	896.77	---	47.23
Senate Revolving Fund (0535)	05.065	T975	2,956.00	2,808.00	---	148.00
Economic Development Administrative Fund (0547)	05.065	T975	132.00	125.40	---	6.60
Insurance Examiners Fund (0552)	05.065	T975	997.00	946.66	---	50.34
Natural Resources Protection Fund (0555)	05.065	T975	235.00	223.57	---	11.43
Insurance Dedicated Fund (0566)	05.065	T975	1,511.00	1,434.81	---	76.19
Natural Resources Protection - Water Pollution Permit Fee Subaccount Fund (0568)	05.065	T975	88.00	84.02	---	3.98

Manufactured Housing Fund (0582)	05.065	T975	95.00	90.00	---	5.00
State Forensic Laboratory Fund (0591)	05.065	T975	3,216.00	3,054.15	---	161.85
Natural Resources Protection - Air Pollution						
Permit Fee Subaccount Fund (0594)	05.065	T975	4,498.00	4,272.09	---	225.91
Public Service Commission Fund (0607)	05.065	T975	12,113.00	11,504.36	---	608.64
Social Services and Other Sources Fund (0610)	05.065	T975	5,066.00	4,811.39	---	254.61
Parks Sales Tax Fund (0613)	05.065	T975	20,810.00	19,764.70	---	1,045.30
Soil and Water Sales Tax Fund (0614)	05.065	T975	436.00	414.15	---	21.85
Merchandising Practices Revolving						
Fund (0631)	05.065	T975	142.00	135.00	---	7.00
Board of Registration for Healing Arts						
Fund (0634)	05.065	T975	171.00	162.00	---	9.00
State Board of Nursing Fund (0635)	05.065	T975	793.00	753.22	---	39.78
Real Estate Commission Fund (0638)	05.065	T975	1,174.00	1,115.40	---	58.60
State Highways and Transportation						
Department Fund (0644)	05.065	T975	107,346.00	101,955.92	---	5,390.08
Workers' Compensation Fund (0652)	05.065	T975	130.00	123.42	---	6.58
Workers' Compensation - Second Injury						
Fund (0653)	05.065	T975	741.00	703.72	---	37.28
Lottery Enterprise Fund (0657)	05.065	T975	2,089.00	1,984.11	---	104.89
Criminal Record System Fund (0671)	05.065	T975	344.00	326.70	---	17.30
Highway Patrol Academy Fund (0674)	05.065	T975	1,388.00	1,318.43	---	69.57
Hazardous Waste Fund (0676)	05.065	T975	2,418.00	2,296.68	---	121.32
Safe Drinking Water Fund (0679)	05.065	T975	390.00	370.54	---	19.46
Professional Registration Fees Fund (0689)	05.065	T975	1,597.00	1,517.17	---	79.83
Highway Patrol's Motor Vehicle and Aircraft						
Revolving Fund (0695)	05.065	T975	68,091.00	64,672.20	---	3,418.80
Criminal Justice Network and Technology						
Revolving Fund (0842)	05.065	T975	122.00	116.33	---	5.67
Judiciary Education and Training Fund (0847)	05.065	T975	414.00	392.88	---	21.12
Abandoned Fund Account Fund (0863)	05.065	T975	221.00	209.55	---	11.45
Guaranty Agency Operating Fund (0880)	05.065	T975	4,574.00	4,344.04	---	229.96
Unemployment Compensation Administration						
Fund (0948)	05.065	T975	110.00	104.77	---	5.23
Revolving Information Technology Trust						
Fund (0980)	05.065	T975	307.00	292.05	---	14.95
General Revenue Fund (0101)	04.150	T989	2,500.00	---	---	2,500.00
Subtotals			2,251,890.00	1,360,671.90	---	891,218.10
Totals			\$ 819,740,461.00	\$ 793,047,722.78	\$ ---	\$ 26,692,738.22

**STATE OF MISSOURI
SUMMARY OF APPROPRIATION ACTIVITY
PRIVATE PURPOSE TRUST FUNDS
FOR THE APPROPRIATION YEAR 2012**

	H.B. No.	Appr. No.	Appropriations	Expenditures and Transfers Out	Biennial Rollovers to 2013	Lapse of Appropriations
<u>EXECUTIVE</u>						
<u>State Treasurer</u>						
Abandoned Fund Account Fund (0863)						
STATE TREASURER PS	12.150	0870	\$ 517,401.00	\$ 502,499.54	\$ ---	\$ 14,901.46
STATE TREASURER E&E	12.150	0872	98,600.00	78,966.25	---	19,633.75
AF ADVERTISING & AUCTIONS	12.150	1321	955,000.00	954,826.73	---	173.27
AF CLAIMS	12.160	3173	38,000,000.00	36,413,796.26	---	1,586,203.74
<u>OFFICE OF ADMINISTRATION</u>						
<u>Division of Accounting</u>						
Abandoned Fund Account Fund (0863)						
UNEMPLOYMENT BENEFITS	05.480	8042	2,241.00	2,240.00	---	1.00
<u>DEPARTMENT OF HIGHER EDUCATION</u>						
<u>State Colleges and Universities</u>						
State Seminary Fund (0872)						
SEMINARY FUND INVESTMENTS	03.230	0633	4,000,000.00	2,743,065.00	---	1,256,935.00
<u>DEPARTMENT OF SOCIAL SERVICES</u>						
<u>Children's Division</u>						
Alternative Care Trust Fund (0905)						
FOSTER CARE	11.265	8181	14,000,000.00	13,896,481.12	---	103,518.88
Subtotals			57,573,242.00	54,591,874.90	---	2,981,367.10
Appropriated Transfers Out To:						
General Revenue Fund (0101)	05.530	T285	750.00	---	---	750.00
Social Security Contributions Fund (0702)	05.450	T293	37,075.00	36,362.25	---	712.75
State Retirement Contributions Fund (0701)	05.465	T297	72,504.00	72,503.32	---	0.68
Missouri Consolidated Health Care Plan Benefit Fund (0765)	05.490	T304	133,866.00	133,489.76	---	376.24
General Revenue Fund (0101)	12.170	T547	41,194,764.00	41,122,253.92	---	72,510.08
General Revenue Fund (0101)	05.250	T852	706,378.00	---	---	706,378.00
Mental Health Trust Fund (0926)	10.040	T938	50,000.00	35,335.04	---	14,664.96
State Public School Fund (0817)	12.190	T973	1,824,750.00	1,824,731.08	---	18.92
Subtotals			44,020,087.00	43,224,675.37	---	795,411.63
Totals			\$ 101,593,329.00	\$ 97,816,550.27	\$ ---	\$ 3,776,778.73

7/1/12 7/31/13

Second Year of Biennials

STATE OF MISSOURI
NOTES TO THE APPROPRIATION ACTIVITY REPORT
APPROPRIATION YEAR 2012

Note 3 – Court Ordered Desegregation

The expenditures of the St. Louis Desegregation Plan are mandated by court order. Fiscal year 2010 was the last mandated payment obligation. The amounts paid for in fiscal year 2010 and prior years are:

<u>Appropriation Year</u>	<u>Projected Expenditures</u>	<u>Expenditures</u>	<u>Lapses</u>
2010	\$ 9,000,000	\$ 9,000,000	\$ ---
2009	10,000,000	10,000,000	---
2008	11,000,000	11,000,000	---
2007	12,000,000	12,000,000	---
2006	13,000,000	13,000,000	---
2005	15,000,000	15,000,000	---
2004	16,500,000	16,500,000	---
2003	20,000,000	20,000,000	---
2002	20,000,000	20,000,000	---
2001	50,000,000	50,000,000	---
2000	53,500,000	53,476,585	23,415
1999	191,862,972	188,799,736	3,063,236
1998	158,800,000	147,021,949	11,778,051
1997	151,700,000	138,086,852	13,613,148
1996	153,700,000	148,291,471	5,408,529
1995	155,700,000	139,258,397	16,441,603
1994	147,600,000	134,202,695	13,397,305
1993	147,100,000	136,028,438	11,071,562
1992	144,600,000	137,189,737	7,410,263
1991	135,200,000	132,695,771	2,504,229
1990	135,000,000	122,161,135	12,838,865
1989	129,000,000	116,999,047	12,000,953
1988	107,200,000	93,957,886	13,242,114
1987	84,700,000	83,473,429	1,226,571
1986	74,800,000	66,300,504	8,499,496
1985	59,200,000	57,095,304	2,104,696
1984	40,400,000	37,424,743	2,975,257
1983	21,000,000	17,187,556	3,812,444
1982	13,500,000	13,140,216	359,784
1981	10,180,490	8,530,000	1,650,490

STATE OF MISSOURI
NOTES TO THE APPROPRIATION ACTIVITY REPORT
APPROPRIATION YEAR 2012

Note 4 – General Fund

The General Fund includes General Revenue Funds and Federal Funds.

<u>Fund Number</u>	<u>Fund Name</u>
General Revenue Funds:	
0100	Budget Reserve
0101	General Revenue
0108	Uncompensated Care
0113	Health Interagency Payments
0124	Facilities Maintenance Reserve
0128	State Property Preservation
0131	Marguerite Ross Barnett Scholarship
0139	Intergovernmental Transfer
0142	Federal Reimbursement Allowance
0144	Pharmacy Reimbursement Allowance
0161	Title XIX – Patient Placement
0164	State Treasurer's General Operation
0169	Child Support Enforcement Collections
0172	Missouri Technology Investment
0173	Microenterprise Loan
0174	Missouri Water Development
0176	General Revenue Reimbursements
0177	Missouri Humanities Council Trust
0198	Post Closure
0250	Missouri Capital Access Program
0273	Missouri Small Business Incubators
0276	Health Access Incentive
0278	Family Support Loan Program
0280	Business Extension Service Team
0283	Energy Analyses Account
0284	Independent Living Center
0537	Quality Improvement Revolving
0556	Youth Service and Conservation Corps
0557	Extended Day Child Care
0564	Nurse Training Incentive
0567	International Promotions Revolving
0571	Missouri Qualified Fuel Ethanol Producer Incentive
0590	Missouri CASA
0595	Regional Convention and Sports Complex
0598	Health Professional Student Loan and Loan Repayment Program
0599	Video Instructional Development and Educational Opportunity
0600	Missouri Job Development
0603	Attorney General's Court Costs
0605	Missouri Breeders
0625	Healthy Families Trust Fund
0626	State Guaranty Student Loan
0631	Merchandising Practices Revolving
0640	Healthy Families Trust Fund-Health Care Treatment and Access Account
0641	Healthy Families Trust Fund-Early Childhood Care and Education Account
0643	Healthy Families Trust Fund-Tobacco Prevention, Education and Cessation Account
0648	Petition Audit Revolving Trust

STATE OF MISSOURI
NOTES TO THE APPROPRIATION ACTIVITY REPORT
APPROPRIATION YEAR 2012

Note 4 – General Fund (continued)

<u>Fund Number</u>	<u>Fund Name</u>
General Revenue Funds:	
0651	Excellence in Education
0655	Missouri Prospective Teachers Loan
0656	Environmental Radiation Monitoring
0658	Department of Health – Donated
0664	Infrastructure Development
0666	Attorney General's Anti-Trust
0667	Energy Set-Aside Program
0668	State Land Survey Program
0674	Highway Patrol Academy
0686	State Elections Subsidy
0692	State Legal Expense
0715	ADA Compliance
0722	Office of Admin-Donated Fund
0723	Grants and Contributions Fund
0724	Long-Term Support UPL
0725	Blind Pension Premium
0730	Biodiesel Fuel Revolving
0732	After-School Retreat Reading and Assessment Grant Program
0733	Drug Court Resources
0734	Missouri Senior Rx
0741	Investors Restitution
0743	Missouri Commission for the Deaf and Hard of Hearing
0761	MoSMART
0766	State Supplemental Downtown Development
0767	State Supplemental Rural Development
0773	Coordinating Board for Early Childhood
0777	Missouri Qualified Biodiesel Producer Incentive
0793	Highway Patrol Expense
0799	Fire Safety Standards Loan Fund
0822	Library Networking
0829	Investor Education and Protection
0830	Property Reuse
0832	Recruitment and Retention Scholarship
0835	Community Development
0839	Student Grant
0840	Academic Scholarship
0856	Advantage Missouri Trust
0858	Missouri College Guarantee
0875	Controlled Substances Cleanup
0885	Premium
0888	Fine Collections Center Interest Revolving
0889	Assistive Technology Loan Revolving
0890	Petroleum Violation Escrow Interest Subaccount
0894	National Guard Pilot Instruction Program
0899	Childhood Lead Testing
0907	Downtown Revitalization Preservation Fund
0914	Livestock Feed Crop Input Loan
0916	Entrepreneurial Development and Intellectual Property Right Protection
0920	School for Blind Trust
0922	School for Deaf Trust

STATE OF MISSOURI
NOTES TO THE APPROPRIATION ACTIVITY REPORT
APPROPRIATION YEAR 2012

Note 4 – General Fund (continued)

<u>Fund Number</u>	<u>Fund Name</u>
General Revenue Funds:	
0925	Institution Gift Trust
0928	Secretary of State - Wolfner State Library
0930	DMH Local Tax Matching Fund
0933	Home & Community-Based Developmental Disability
0935	Energy Futures Fund
0936	Criminal Nonsupport Court Resources
0938	Missouri Senior Cadets
0939	Line of Duty Compensation
0940	Persistence to Graduation
0941	Volunteer & Parents Incentive
0942	MO Preschool Plus Grant Prog
0943	Teacher Choice Compensation
0945	Foster Care Dog Fund
0950	Childrens Spec Hlth Care Needs
0955	A+ Schools Fund
0966	MO Job Creation and Fed Match
0971	MO Youth Challenge Foundation
0974	Recovery Audit and Compliance
0975	Sexual Assault Forensic Exam
0976	Federal Road Fund
0979	Foster Care & Adopt Parents Retention & Recruitment
0982	Clark & Lewis Discovery Fund
0983	AP Incentive Grant
0985	Puppy Protection Trust
0986	Develop Disabilities Waiting List Equity Trust
0995	Hero at Home
Federal Funds:	
0104-0199	<i>(excluding Fund Numbers listed above and 0109, 0134, 0160, 0170, and 0196)</i>
0610	Department of Social Services Federal & Other Sources
0663	Missouri Disaster
0697	Abandoned Mined Reclamation
0726	Blind Pension Healthcare
0737	GEAR-UP Scholarship
0782	Justice Assistance Grant Program
0948	Unemployment Compensation Administration
2000-2092	Federal Budget Stabilization
2200-2296	Federal Stimulus

This reporting is consistent with Missouri's Comprehensive Annual Financial Report.

STATE OF MISSOURI
NOTES TO THE APPROPRIATION ACTIVITY REPORT
APPROPRIATION YEAR 2012

Note 5 – General Revenue Fund

Operational results for the General Revenue Fund (Fund 0101) for fiscal year 2012 are as follows:

Revenues

Taxes	\$ 8,464,932,840
Licenses, Fees, and Permits	83,045,665
Sales, Services, Leases and Rentals	18,230,950
Contributions and Intergovernmental	4,992,016
Interest, Penalties, and Unclaimed Property	7,975,727
Bond Sales	1,867,300
Refunds	16,739,102
Miscellaneous Revenues	21,555,540
Subtotal	<u>8,619,339,140</u>
Transfers In	<u>1,680,415,617</u>
Total Revenues and Transfers In	<u>10,299,754,757</u>

Expenditures

Personal Service	976,777,572
Expense and Equipment	369,001,983
Capital Improvements	17,091,297
Program Specific	3,194,595,078
Refunds	1,278,706,604
Subtotal	<u>5,836,172,534</u>
Transfers Out	<u>4,637,560,773</u>
Total Expenditures and Transfers Out	<u>10,473,733,307</u>
Excess Expenditures and Transfers Out	<u><u>\$ (173,978,550)</u></u>

Note 6 – Refunds

In fiscal year 2012, refunds in the amount of \$1,359,311,685 for all funds and \$1,280,851,190 for the general revenue funds are reported on a separate line on page 3 and page 5 of this report. Refunds are reported as program specific expenditures on all remaining pages.

Note 7 – Debt Service

Debt Service includes payments made by the Office of Administration for the General Obligation Bonds, the Board of Public Building Bonds, and certain capital lease payments. Other debt payments are reported as operating costs of the department which pays them.