

STATE OF MISSOURI

APPROPRIATION ACTIVITY REPORT




APPROPRIATION YEAR 2002

**OFFICE OF ADMINISTRATION
DIVISION OF ACCOUNTING**

REVISED

APPROPRIATION ACTIVITY REPORT

APPROPRIATION YEAR 2002



STATE OF MISSOURI

BOB HOLDEN
GOVERNOR

JACQUELYN D. WHITE
COMMISSIONER
OFFICE OF ADMINISTRATION

JAMES A. CARDER
DIRECTOR
DIVISION OF ACCOUNTING

Bob Holden
Governor



State of Missouri
OFFICE OF ADMINISTRATION
Post Office Box 809
Jefferson City, Missouri 65102
(573) 751-2971
<http://www.state.mo.us/oa/acct/>

James A. Carder
Director
Division of Accounting

Jacquelyn D. White
Commissioner

October 31, 2002

The Honorable Bob Holden
Governor of Missouri
State Capitol
Jefferson City, Missouri 65101

Dear Governor Holden:

I am pleased to submit the Appropriation Activity Report of the State of Missouri for the appropriation year, July 1, 2001 through August 31, 2002.

This report, together with the annual combined financial report of the Missouri Department of Revenue and the Office of the State Treasurer, will fulfill the statutory requirements for financial reporting under Section 32.060 of the Missouri Revised Statutes.

These statements present a comparative analysis of revenues to expenditures and appropriations to expenditures for Appropriation Year 2002. This report also includes a detailed analysis of appropriations and expenditures by departments, fund groups and major categories. This report is prepared on a budgetary (non-GAAP) basis of accounting. Under the budgetary basis of accounting, revenues are recorded when cash is received and expenditures when the liabilities for them are recorded.

Sincerely,

A handwritten signature in black ink, appearing to read "James A. Carder".

James A. Carder, Director
Division of Accounting

STATE OF MISSOURI
REVENUES - ALL FUNDS AND GENERAL REVENUE FUNDS
FOR FISCAL YEARS 2002 AND 2001

	Fiscal Year 2002		Fiscal Year 2001	
	All Funds	General Revenue Funds	All Funds	General Revenue Funds
<u>TAXES</u>				
Sales and Use Tax	\$ 2,834,003,833	\$ 1,816,896,338	\$ 2,784,765,712	\$ 1,803,450,304
Income Tax	4,919,732,161	4,909,245,722	4,960,494,895	4,948,800,719
Premium Tax	216,529,137	173,105,473	192,680,633	149,041,035
Commodity Tax	132,725,797	25,398,975	134,063,759	25,422,238
Corporation Franchise Tax	20,753,109	20,753,109	71,862,773	71,862,773
Motor Vehicle Fuel/Use Tax	701,873,367	---	692,135,137	---
Inheritance Tax	136,954,962	136,954,927	156,818,846	156,818,846
Miscellaneous Taxes	264,047,927	17,756,383	240,598,051	26,104,264
Total Taxes	9,226,620,293	7,100,110,927	9,233,419,806	7,181,500,179
<u>LICENSES, FEES AND PERMITS</u>				
Licenses and Permits	334,917,981	5,685,659	345,329,890	4,967,199
Collection Fees	17,166,793	17,127,189	16,887,480	16,379,700
Registration Fees	34,192,271	29,257,665	34,037,397	29,657,445
Regulatory Fees	66,601,446	1,062,509	62,548,164	689,042
Inspection Fees	9,006,517	1,297,756	9,007,667	1,391,776
Court Fees	17,665,443	12,745,249	17,630,859	12,791,645
Financial Institute Exam Fees	6,537,159	---	6,639,892	---
Miscellaneous Fees	91,864,915	1,664,935	83,363,398	1,481,562
Total Licenses, Fees and Permits	577,952,525	68,840,962	575,444,747	67,358,369
<u>SALES</u>				
Bond Sales	413,049,331	---	286,102,087	---
Working Capital Revolving Fund Sales	25,792,265	---	31,593,094	---
Lottery Sales	282,517,043	---	256,549,704	---
Sales	29,594,223	801,141	27,340,377	758,094
Total Sales	750,952,862	801,141	601,585,262	758,094
<u>LEASES AND RENTALS</u>				
Concessions and Recreational Rentals and Leases	2,348,532	2,166	2,443,321	---
Miscellaneous Leases and Rentals	18,909,443	408,854	17,920,200	475,758
Total Leases and Rentals	21,257,975	411,020	20,363,521	475,758

STATE OF MISSOURI
REVENUES - ALL FUNDS AND GENERAL REVENUE FUNDS
FOR FISCAL YEARS 2002 AND 2001

	Fiscal Year 2002		Fiscal Year 2001	
	All Funds	General Revenue Funds	All Funds	General Revenue Funds
<u>SERVICES</u>				
Medicaid Services	137,381,740	105,989,461	117,498,966	86,099,718
Medicare Services	7,780,676	7,321,805	9,846,098	9,415,921
Other Medical Services	10,734,720	10,177,323	10,443,935	10,110,779
Other Services	106,986	---	55,734	---
Interagency Services	95,914,084	1,940,595	95,847,255	2,572,407
Total Services	251,918,206	125,429,184	233,691,988	108,198,825
<u>CONTRIBUTIONS AND INTER- GOVERNMENTAL RECEIPTS</u>				
Federal Grants	5,941,756,059	697,783,861	5,287,178,296	694,274,592
Federal Reimbursements	---	---	---	---
Others	80,159,880	149,473	76,091,002	7,162,995
Total Contributions and Intergovernmental Receipts	6,021,915,939	697,933,334	5,363,269,298	701,437,587
<u>INTEREST, PENALTIES AND UNCLAIMED PROPERTIES</u>				
Interest	111,497,869	54,993,035	173,605,565	81,751,983
Penalties	19,280,574	1,924,938	14,717,826	247,140
Unclaimed Properties	31,806,410	46,984	46,160,378	8,324
Total Interest, Penalties and Unclaimed Properties	162,584,853	56,964,957	234,483,769	82,007,447
<u>REFUNDS</u>				
Medicare-Medicaid Refunds	186,014,638	6,209,899	165,727,710	5,276,230
School Refunds	6,318,969	4,332,357	5,216,923	2,801,063
Cost Reimbursements	227,989	227,989	215,732	215,732
Miscellaneous Refunds	50,073,289	1,896,315	43,303,823	3,569,297
Total Refunds	242,634,885	12,666,560	214,464,188	11,862,322
<u>MISCELLANEOUS RECEIPTS</u>				
Redeposit of Investment/ Loan Principal	84,247,067	---	15,750,671	---
Bond Account	4,252,343	4,252,343	2,627,652	2,627,652
Miscellaneous Receipts	789,756,974	397,274,316	848,545,720	253,721,255
Total Miscellaneous Receipts	878,256,384	401,526,659	866,924,043	256,348,907
TOTAL REVENUES	\$ 18,134,093,922	\$ 8,464,684,744	\$ 17,343,646,622	\$ 8,409,947,488

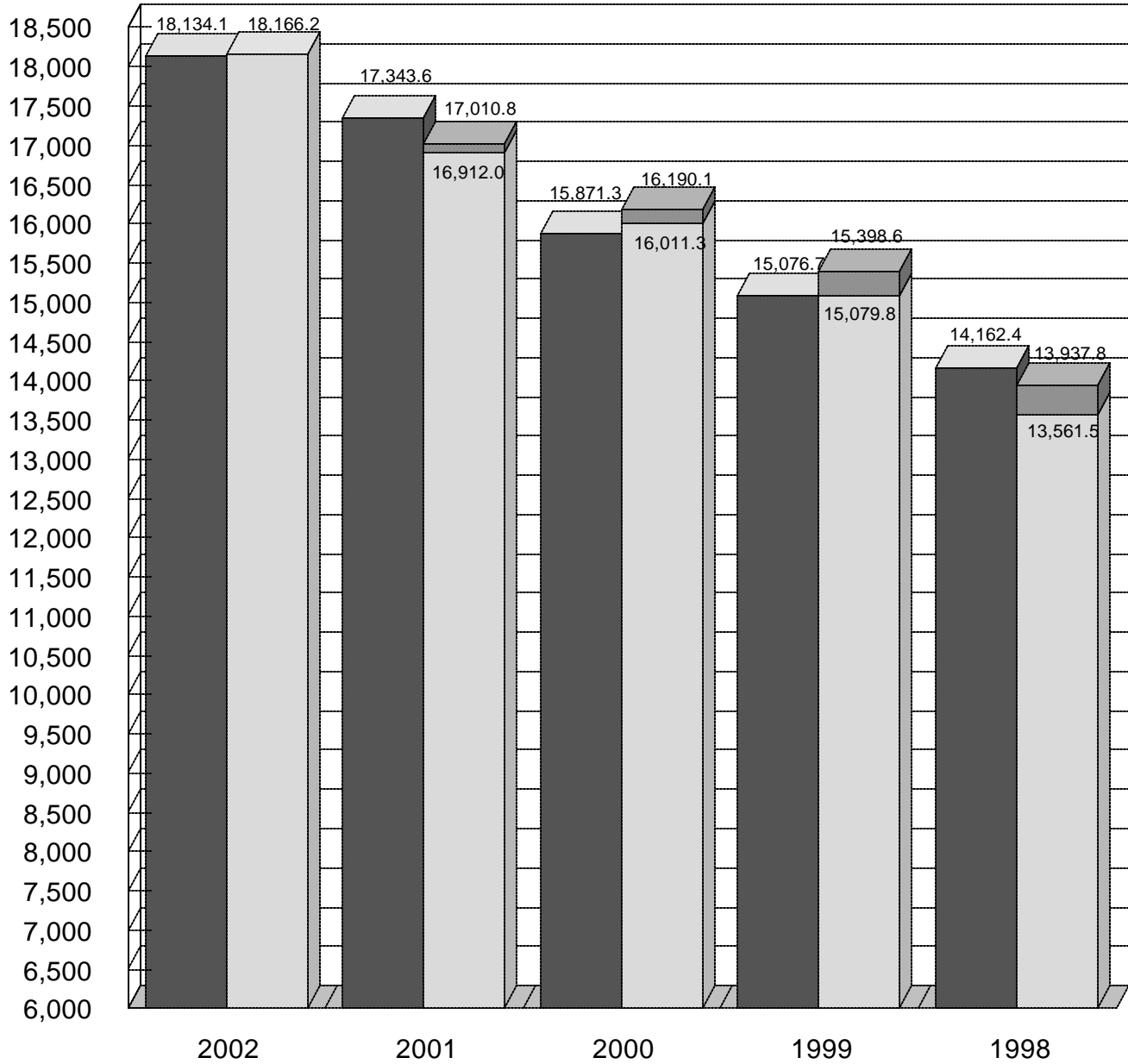
The notes are an integral part of this report.

STATE OF MISSOURI
SCHEDULE OF REVENUES, EXPENDITURES AND TRANSFERS
FOR THE PAST FIVE YEARS - ALL FUNDS

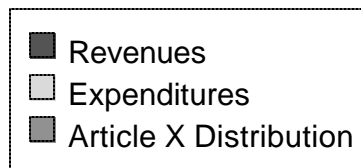
	Fiscal Year 2002	Fiscal Year 2001	Fiscal Year 2000	Fiscal Year 1999	Fiscal Year 1998
<u>REVENUES AND TRANSFERS IN</u>					
Revenues					
Taxes	\$ 9,226,620,293	\$ 9,233,419,806	\$ 8,975,878,078	\$ 8,695,287,047	\$ 8,236,494,578
Licenses, Fees and Permits	577,952,525	575,444,747	553,778,440	548,824,408	527,200,488
Sales, Services, Leases and Rentals	611,079,712	569,538,684	596,468,714	618,455,058	608,211,001
Bond Sale Proceeds	413,049,331	286,102,087	40,024,065	---	85,270,126
Contributions and Intergovernmental	6,021,915,939	5,363,269,298	5,018,025,156	4,651,622,132	4,148,304,789
Interest, Penalties and Unclaimed Properties	162,584,853	234,483,769	214,533,452	225,466,294	225,194,892
Refunds	242,634,885	214,464,188	198,320,780	158,923,788	142,938,647
Miscellaneous Revenues	878,256,384	866,924,043	274,311,613	178,109,296	188,829,454
Total Revenues	18,134,093,922	17,343,646,622	15,871,340,298	15,076,688,023	14,162,443,975
Total Transfers In	6,105,195,292	5,341,785,163	4,131,415,526	4,316,218,556	4,299,786,612
Total Revenues and Transfers In	\$ 24,239,289,214	\$ 22,685,431,785	\$ 20,002,755,824	\$ 19,392,906,579	\$ 18,462,230,587
	Appropriation Year 2002	Appropriation Year 2001	Appropriation Year 2000	Appropriation Year 1999	Appropriation Year 1998
<u>EXPENDITURES AND TRANSFERS OUT</u>					
Expenditures					
Personal Service Expense and Equipment	\$ 3,291,274,856	\$ 3,319,313,497	\$ 3,081,906,533	\$ 2,867,484,770	\$ 2,648,571,304
Capital Improvements	1,426,878,224	1,417,619,499	1,518,320,625	2,430,637,832	2,166,410,430
Program Specific Article X	1,193,884,983	1,127,139,833	1,053,611,049	278,933,786	200,770,011
Distribution (Note 3)	12,234,198,136	10,997,920,860	10,303,950,333	9,216,448,350	8,266,016,085
Court Ordered Desegregation Payments (Note 4)	---	98,856,167	178,842,569	318,792,419	376,280,953
Total Expenditures	20,000,000	50,000,000	53,476,585	286,332,171	279,759,801
Transfers Out	18,166,236,199	17,010,849,856	16,190,107,694	15,398,629,328	13,937,808,584
Appropriated	6,105,195,292	4,231,512,513	3,614,461,582	3,246,367,465	3,054,586,789
Other (Note 5)	---	1,009,749,339	516,953,944	1,069,851,091	1,245,199,823
Total Transfers Out	6,105,195,292	5,241,261,852	4,131,415,526	4,316,218,556	4,299,786,612
Total Expenditures and Transfers Out	24,271,431,491	22,252,111,708	20,321,523,220	19,714,847,884	18,237,595,196
Excess Revenues and Transfers In (Expenditures and Transfers Out)	\$ (32,142,277)	\$ 433,320,077	\$ (318,767,396)	\$ (321,941,305)	\$ 224,635,391

The notes are an integral part of this report.

STATE OF MISSOURI
CHART OF REVENUES AND EXPENDITURES
FOR THE PAST FIVE YEARS - ALL FUNDS
Millions of Dollars



Appropriation Years

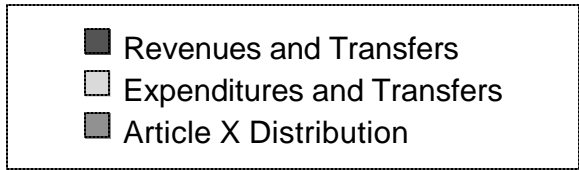
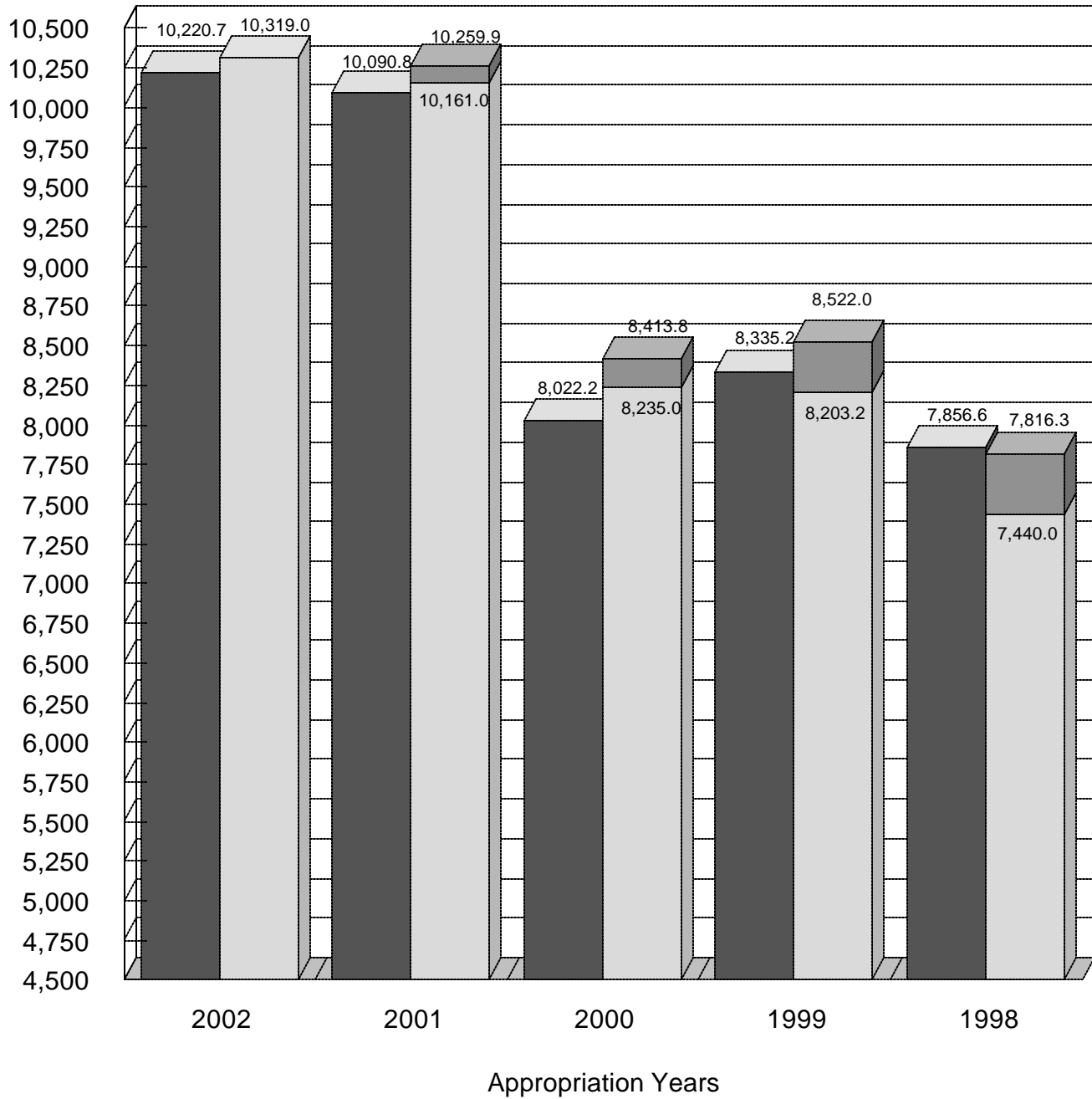


STATE OF MISSOURI
SCHEDULE OF REVENUES, EXPENDITURES AND TRANSFERS
FOR THE PAST FIVE YEARS - GENERAL REVENUE FUNDS

	Fiscal Year 2002	Fiscal Year 2001	Fiscal Year 2000	Fiscal Year 1999	Fiscal Year 1998
<u>REVENUES AND TRANSFERS IN</u>					
Revenues					
Sales and Use Tax	\$ 1,816,896,338	\$ 1,803,450,304	\$ 1,783,075,166	\$ 1,745,391,195	\$ 1,705,837,725
Individual Income Tax	4,460,220,512	4,582,889,272	4,264,890,072	4,083,321,775	3,764,981,585
Corporate Income Tax	449,025,210	365,911,447	442,944,404	438,994,169	448,673,187
County Foreign Insurance Tax	160,589,220	139,319,912	146,759,514	145,801,929	150,357,021
Liquor Taxes and Licenses	21,548,075	20,976,035	20,356,940	20,014,974	19,192,369
Beer Taxes and Licenses	8,239,840	8,120,855	8,165,045	7,945,106	7,729,729
Corporation Franchise Tax	20,753,109	71,862,773	78,159,766	91,159,167	81,537,660
Inheritance Tax	136,954,927	156,818,846	132,700,434	120,578,663	100,860,722
Miscellaneous Taxes	30,272,635	35,825,387	26,747,464	42,949,408	45,865,076
Interest on Deposits and Investments	54,993,035	81,751,983	96,721,212	109,974,162	118,683,052
Licenses, Fees and Permits	64,452,023	63,683,717	62,651,813	50,149,432	47,601,169
Sales, Services, Leases and Rentals	126,641,345	109,432,677	86,973,592	197,140,503	198,550,701
Refunds	12,666,560	11,862,322	15,266,908	12,670,777	13,866,585
All Other Sources	1,101,431,915	958,041,958	276,058,527	634,869,355	582,431,353
Total Revenues	8,464,684,744	8,409,947,488	7,441,470,857	7,700,960,615	7,286,167,934
Total Transfers In	1,756,024,732	1,680,892,501	580,755,423	634,282,164	570,435,081
Total Revenues and Transfers In	\$ 10,220,709,476	\$ 10,090,839,989	\$ 8,022,226,280	\$ 8,335,242,779	\$ 7,856,603,015
	Appropriation Year 2002	Appropriation Year 2001	Appropriation Year 2000	Appropriation Year 1999	Appropriation Year 1998
<u>EXPENDITURES AND TRANSFERS OUT</u>					
Expenditures					
Personal Service Expense and Equipment	\$ 1,645,790,862	\$ 1,747,907,153	\$ 1,669,689,016	\$ 1,553,692,642	\$ 1,424,499,250
Capital Improvements	444,789,449	486,406,546	577,619,455	741,604,707	696,702,516
Program Specific Article X	79,932,833	191,234,916	77,927,234	116,617,899	98,461,135
Distribution (Note 3)	---	3,554,155,671	2,956,319,969	2,860,556,818	2,431,446,003
Court Ordered Desegregation Payments (Note 4)	20,000,000	98,856,167	178,842,569	318,792,419	376,280,953
Total Expenditures	6,100,489,512	6,128,560,453	5,513,874,828	5,877,596,656	5,307,149,658
Transfers Out					
Appropriated	4,218,480,217	3,342,403,719	2,898,465,922	2,637,237,919	2,505,204,864
Other (Note 5)	---	788,945,871	1,508,485	7,168,635	3,990,390
Total Transfers Out	4,218,480,217	4,131,349,590	2,899,974,407	2,644,406,554	2,509,195,254
Total Expenditures and Transfers Out	10,318,969,729	10,259,910,043	8,413,849,235	8,522,003,210	7,816,344,912
Excess Revenues and Transfers In (Expenditures and Transfers Out)	\$ (98,260,253)	\$ (169,070,054)	\$ (391,622,955)	\$ (186,760,431)	\$ 40,258,103

The notes are an integral part of this report.

STATE OF MISSOURI
CHART OF REVENUES, EXPENDITURES AND TRANSFERS
FOR THE PAST FIVE YEARS - GENERAL REVENUE FUNDS
Millions of Dollars



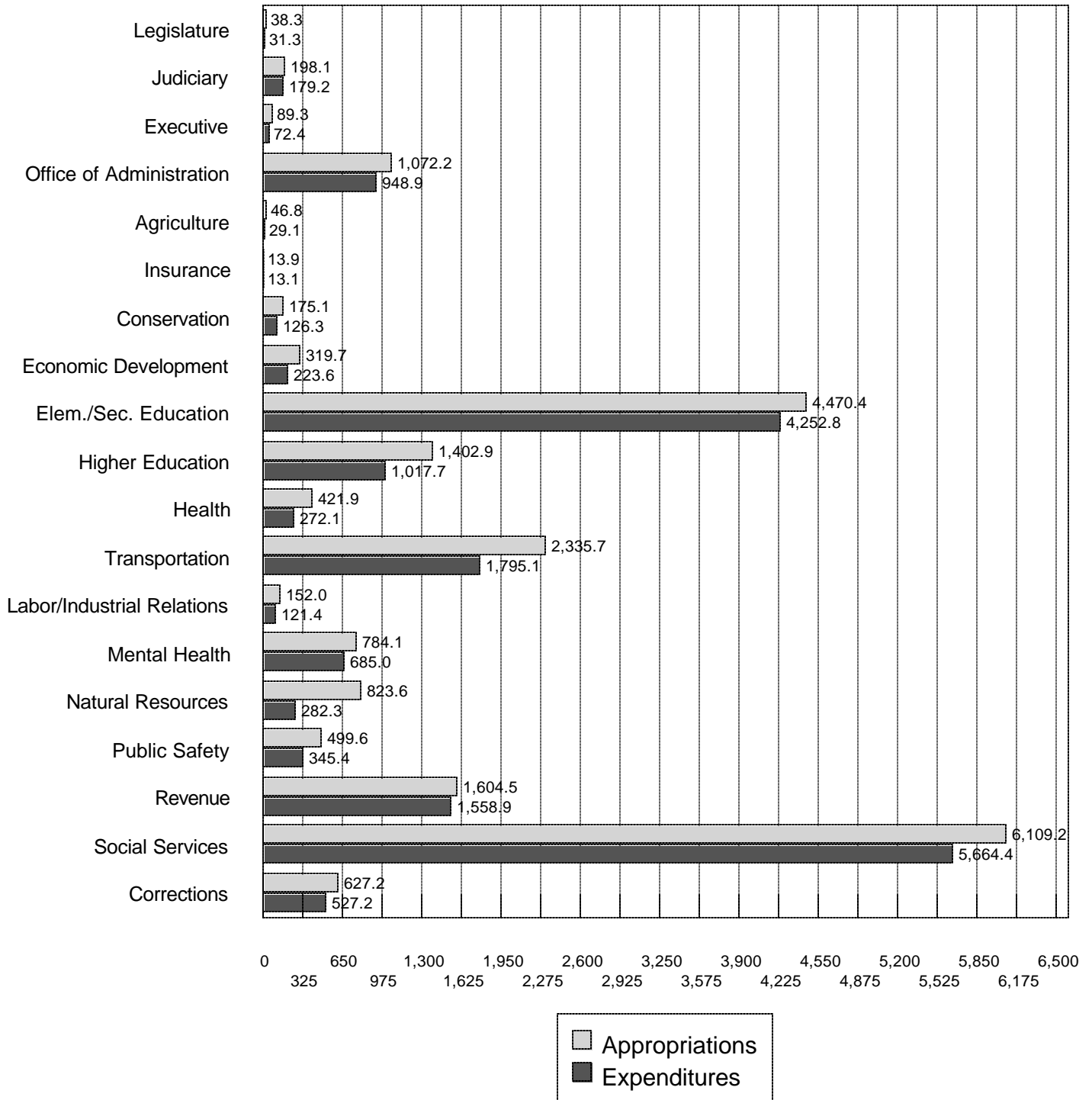
STATE OF MISSOURI
SUMMARY OF APPROPRIATION ACTIVITY BY DEPARTMENT
ALL FUNDS
FOR THE APPROPRIATION YEAR 2002

	Appropriations	Expenditures and Transfers Out June 30, 2002	Lapse Period Corrections and Transfers Out	Total Expenditures and Transfers Out	Biennial Rollovers and Reappropriations to 2003	Lapse of Appropriations
Legislature	\$ 38,271,883	\$ 31,348,716	\$ ---	\$ 31,348,716	\$ 1,000,000	\$ 5,923,167
Judiciary	198,068,922	179,179,243	663	179,179,906	954,727	17,934,289
Executive	89,287,418	72,447,205	---	72,447,205	2,058,489	14,781,724
Office of Administration	1,072,172,677	948,778,200	104,867	948,883,067	46,227,581	77,062,029
Agriculture	46,805,358	29,052,237	---	29,052,237	9,223,354	8,529,767
Insurance	13,949,845	13,089,605	(2,901)	13,086,704	8,099	855,042
Conservation	175,071,345	126,345,892	---	126,345,892	33,535,328	15,190,125
Economic Development	319,731,467	223,565,615	(1,744)	223,563,871	35,719,690	60,447,906
Elementary and Secondary Education	4,470,369,395	4,252,810,815	(1,551)	4,252,809,264	21,459,397	196,100,734
Higher Education	1,402,924,175	1,017,663,814	(178)	1,017,663,636	179,689,911	205,570,628
Health	421,886,327	272,103,583	13,075	272,116,658	7,690,856	142,078,813
Transportation	2,335,748,154	1,795,145,383	(24,951)	1,795,120,432	6,194,217	534,433,505
Labor and Indus- trial Relations	151,967,540	121,436,408	(3,004)	121,433,404	3,981,027	26,553,109
Mental Health	784,083,450	685,015,550	27,741	685,043,291	32,330,476	66,709,683
Natural Resources	823,564,704	282,318,128	19,778	282,337,906	495,084,674	46,142,124
Public Safety	499,625,558	345,361,499	6,201	345,367,700	96,598,498	57,659,360
Revenue	1,604,496,065	1,558,922,704	---	1,558,922,704	2,797,192	42,776,169
Social Services	6,109,236,081	5,664,358,941	(6,555)	5,664,352,386	60,929,033	383,954,662
Corrections	627,190,357	527,153,793	7,427	527,161,220	51,973,381	48,055,756
Subtotals	21,184,450,721	18,146,097,331	138,868	18,146,236,199	1,087,455,930	1,950,758,592
Appropriated Transfers Out	6,604,446,624	6,105,579,225	(383,933)	6,105,195,292	150,105,637	349,145,695
Article X Distribution (Note 3)	---	---	---	---	---	---
Court Ordered Desegregation Payments (Note 4)	20,000,000	20,000,000	---	20,000,000	---	---
Totals	<u>\$ 27,808,897,345</u>	<u>\$ 24,271,676,556</u>	<u>\$ (245,065)</u>	<u>\$ 24,271,431,491</u>	<u>\$ 1,237,561,567</u>	<u>\$ 2,299,904,287</u>

*Not Applicable.

The notes are an integral part of this report.

STATE OF MISSOURI
CHART OF APPROPRIATIONS AND EXPENDITURES BY DEPARTMENT
ALL FUNDS
FOR THE APPROPRIATION YEAR 2002
Millions of Dollars



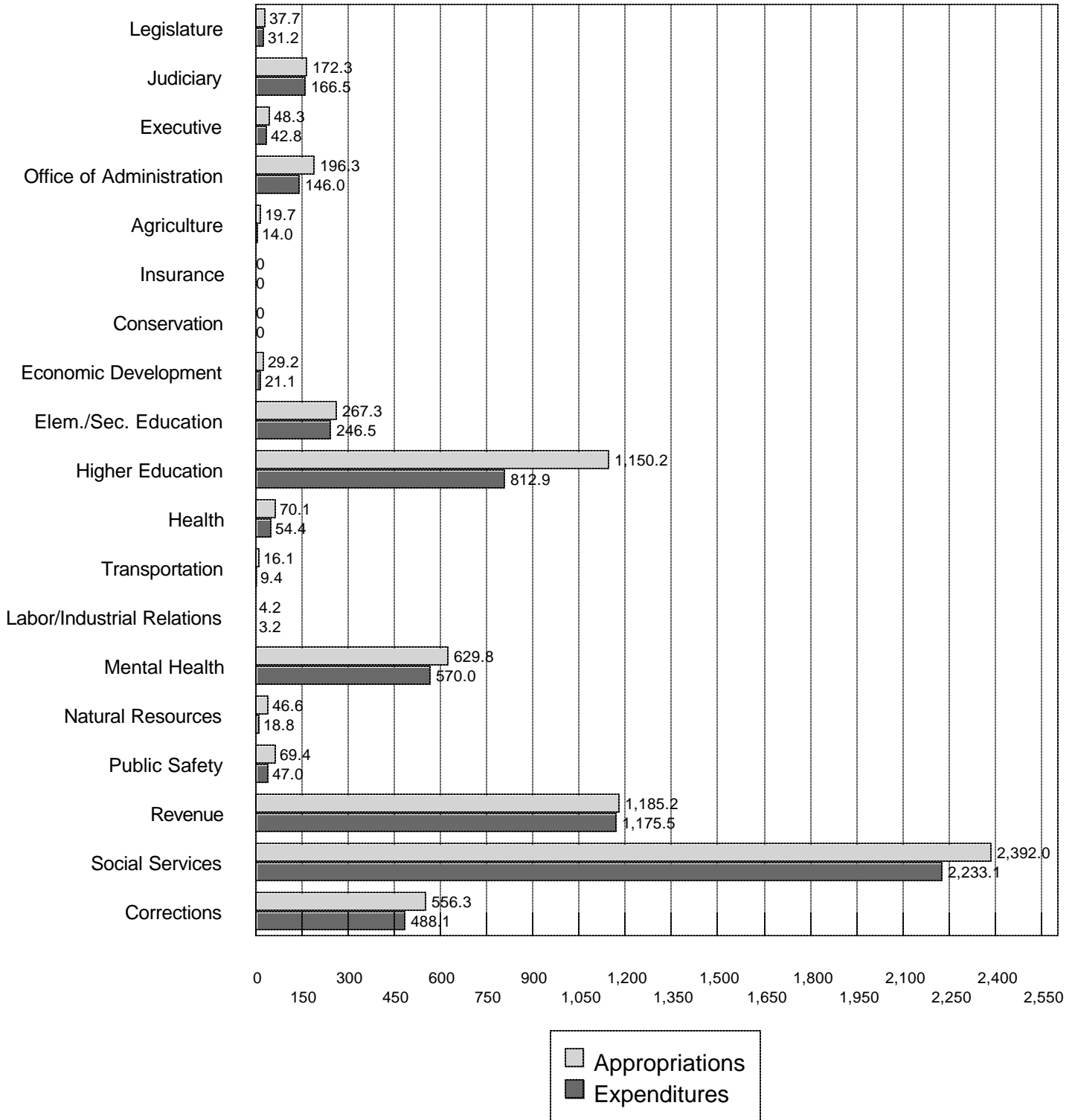
STATE OF MISSOURI
SUMMARY OF APPROPRIATION ACTIVITY BY DEPARTMENT
GENERAL REVENUE FUNDS
FOR THE APPROPRIATION YEAR 2002

	Appropriations	Expenditures and Transfers Out June 30, 2002	Lapse Period Corrections and Transfers Out	Total Expenditures and Transfers Out	Biennial Rollovers and Reappropriations to 2003	Lapse of Appropriations
Legislature	\$ 37,651,083	\$ 31,218,733	\$ ---	\$ 31,218,733	\$ 1,000,000	\$ 5,432,350
Judiciary	172,269,738	166,499,979	662	166,500,641	831,230	4,937,867
Executive	48,335,411	42,842,726	---	42,842,726	1,279,365	4,213,320
Office of Administration	196,336,825	145,981,518	1,445	145,982,963	29,298,108	21,055,754
Agriculture	19,722,101	14,024,701	---	14,024,701	4,001,850	1,695,550
Insurance	---	---	---	---	---	---
Conservation	---	---	---	---	---	---
Economic Development	29,202,248	21,093,224	369	21,093,593	1,836,380	6,272,275
Elementary and Secondary Education	267,299,509	246,465,567	(1,063)	246,464,504	9,015,984	11,819,021
Higher Education	1,150,197,488	812,932,680	(178)	812,932,502	161,900,828	175,364,158
Health	70,061,564	54,405,515	3,037	54,408,552	3,675,206	11,977,806
Transportation	16,076,748	9,386,185	---	9,386,185	6,194,217	496,346
Labor and Indus- trial Relations	4,246,070	3,247,105	---	3,247,105	164,119	834,846
Mental Health	629,848,893	569,964,798	17,828	569,982,626	32,229,548	27,636,719
Natural Resources	46,644,191	18,755,591	638	18,756,229	21,681,146	6,206,816
Public Safety	69,407,238	46,955,431	(262)	46,955,169	12,369,035	10,083,034
Revenue	1,185,228,724	1,175,498,672	(9,203)	1,175,489,469	1,294,902	8,444,353
Social Services	2,391,985,947	2,233,135,289	(8,750)	2,233,126,539	27,716,619	131,142,789
Corrections	<u>556,305,939</u>	<u>487,498,285</u>	<u>578,990</u>	<u>488,077,275</u>	<u>40,424,368</u>	<u>27,804,296</u>
Subtotals	6,890,819,717	6,079,905,999	583,513	6,080,489,512	354,912,905	455,417,300
Appropriated Transfers Out	4,407,115,885	4,218,352,169	128,048	4,218,480,217	85,074,294	103,561,374
Article X Distribution (Note 3)	---	---	---	---	---	---
Court Ordered Desegregation Payments (Note 4)	<u>20,000,000</u>	<u>20,000,000</u>	<u>---</u>	<u>20,000,000</u>	<u>---</u>	<u>---</u>
Totals	<u>\$ 11,317,935,602</u>	<u>\$ 10,318,258,168</u>	<u>\$ 711,561</u>	<u>\$ 10,318,969,729</u>	<u>\$ 439,987,199</u>	<u>\$ 558,978,674</u>

*Not Applicable.

The notes are an integral part of this report.

STATE OF MISSOURI
CHART OF APPROPRIATIONS AND EXPENDITURES BY DEPARTMENT
GENERAL REVENUE FUNDS
FOR THE APPROPRIATION YEAR 2002
Millions of Dollars



**STATE OF MISSOURI
OPERATING COSTS AND FLOW THROUGH PAYMENTS BY DEPARTMENT
ALL FUNDS
APPROPRIATION YEAR 2002**

Each year State departments receive appropriations. These appropriations include expenditures to operate the department, expenditures made for the benefit of other departments and distributions to other entities such as local governments or school districts. The "operating costs" are the expenditures made from the department's appropriations which are used to provide that department's services. The "flow through payments" include expenditures used to fund other entities' or other departments' expenses and distributions to individuals, other entities or other departments for ultimate expenditure.

An analysis of an agency's operating costs gives a better indication of its effectiveness because operating costs are directly controlled by the agency's management. Flow through payments are normally the result of statutory or grant requirements. The spending of these moneys is more directly controlled by the entity or department which receives the flow through moneys.

The schedule on the following page shows that the moneys appropriated to an agency are not totally used for operation of that agency. This schedule shows appropriated expenditures for appropriation year 2002. However, these figures do not include appropriated expenditures of \$1,234,146,818 for refunds for overpayment of taxes and fees or investment of State money.

Expenditures for retirement, social security, reimbursements to Employment Security, statewide insurance, capital improvements, and building and grounds have been allocated to the various departments. Most of the funding is appropriated to the Office of Administration.

The expenditures for debt service are segregated as they represent operating expenditures of the State as a whole. These expenditures are normally administered by the Office of Administration.

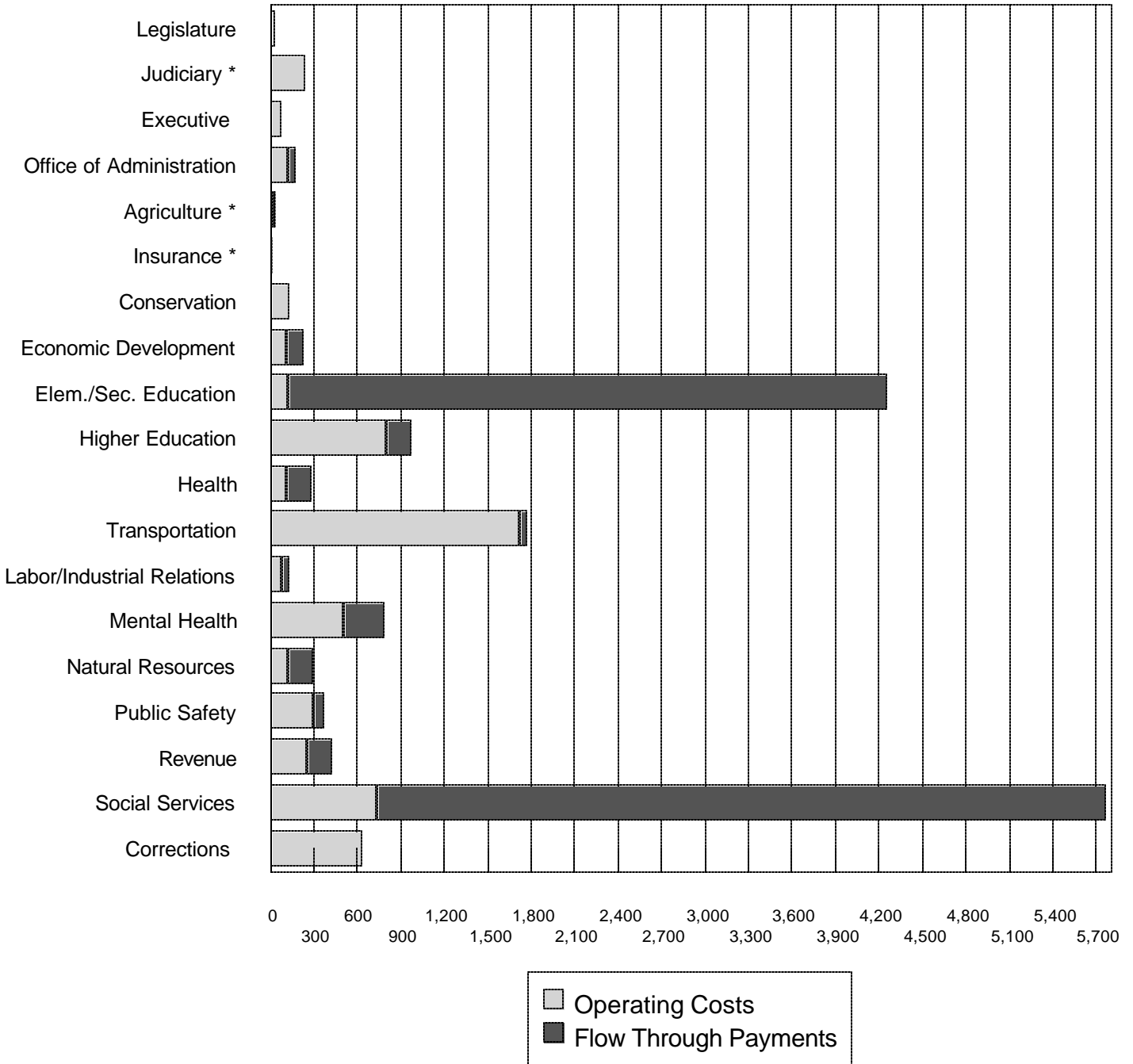
The expenditures for the court ordered desegregation payments (Note 4) are segregated because they are mandated by court order. These expenditures are normally administered by the Department of Elementary and Secondary Education.

**STATE OF MISSOURI
OPERATING COSTS AND FLOW THROUGH PAYMENTS BY DEPARTMENT
ALL FUNDS
APPROPRIATION YEAR 2002**

	Operating Costs	Flow Through Payments
Legislature	\$ 38,920,216	\$ ---
Judiciary	243,326,496	129,039
Executive	80,095,153	6,815,714
Office of Administration	127,805,797	58,008,818
Agriculture	32,757,939	895,017
Insurance	15,744,908	400,000
Conservation	138,428,321	---
Economic Development	118,925,171	121,788,682
Elementary and Secondary Education	130,654,628	4,127,683,847
Higher Education	808,654,505	173,081,514
Health	114,507,281	171,994,513
Transportation	1,724,405,486	57,474,572
Labor and Industrial Relations	76,848,016	56,779,036
Mental Health	508,754,628	279,379,640
Natural Resources	129,028,311	175,730,172
Public Safety	296,122,641	77,740,150
Revenue	253,088,859	176,064,612
Social Services	741,293,101	5,036,727,565
Corrections	640,082,757	---
Debt Service	171,952,276	---
Court Ordered Desegregation Payments (Note 4)	---	20,000,000
	<hr/>	<hr/>
Totals	<u>\$ 6,391,396,490</u>	<u>\$ 10,540,692,891</u>

The notes are an integral part of this report.

STATE OF MISSOURI
CHART OF OPERATING COSTS AND FLOW THROUGH PAYMENTS BY DEPARTMENT
ALL FUNDS
FOR THE APPROPRIATION YEAR 2002
Millions of Dollars



*Immaterial Flow Through amounts not shown on this scale.

STATE OF MISSOURI
SUMMARY OF EXPENDITURES BY MAJOR CATEGORY
AND FUND GROUP AND TRANSFERS OUT BY FUND GROUP
FOR THE APPROPRIATION YEAR 2002

	Personal Service	Expense and Equipment	Capital Improvements	Program Specific	Appropriated Transfers Out	Court Ordered Desegregation Payments (Note 4)	Totals
General Fund							
General Revenue Funds	\$ 1,645,790,862	\$ 444,789,449	\$ 79,932,833	\$ 3,909,976,368	\$ 4,218,480,217	\$ 20,000,000	\$ 10,318,969,729
Federal Funds	324,241,053	249,548,351	12,200,972	3,982,806,445	178,814,770	---	4,747,611,591
Special Revenue Funds	667,949,095	215,766,229	31,819,178	4,031,978,013	1,476,495,410	---	6,424,007,925
Debt Service Funds	---	---	---	105,626,239	78,612	---	105,704,851
Capital Projects Funds	584,453	251,781,894	1,065,182,235	148,107,427	17,126,470	---	1,482,782,479
Permanent Funds	---	21,267,356	---	1,548	219	---	21,269,123
Enterprise Funds	31,886,589	136,402,737	2,178,386	16,810,225	174,404,248	---	361,682,185
Internal Service Funds	35,763,551	104,898,644	2,571,379	8,932,997	16,796,054	---	168,962,625
Agency and Trust Funds							
Agency	585,059,253	56,569	---	5,939,682	3,721,467	---	594,776,971
Private Purpose Trust	---	2,366,995	---	24,019,192	19,277,825	---	45,664,012
Totals	<u>\$ 3,291,274,856</u>	<u>\$ 1,426,878,224</u>	<u>\$ 1,193,884,983</u>	<u>\$ 12,234,198,136</u>	<u>\$ 6,105,195,292</u>	<u>\$ 20,000,000</u>	<u>\$ 24,271,431,491</u>

The notes are an integral part of this report.

STATE OF MISSOURI
SUMMARY OF EXPENDITURES BY DEPARTMENT,
FUND GROUP AND MAJOR CATEGORY AND TRANSFERS OUT BY FUND GROUP
FOR THE APPROPRIATION YEAR 2002

	General Fund		Special Revenue Funds	Debt Service Funds	Capital Projects Funds	Permanent Funds	Enterprise Funds	Internal Service Funds	Agency and Trust Funds		Totals
	General Revenue Funds	Federal Funds							Agency	Private Purpose Trust	
Legislature											
Personal Service	\$ 23,922,621	\$ ---	\$ 20,951	\$ ---	\$ ---	\$ ---	\$ ---	\$ ---	\$ ---	\$ ---	\$ 23,943,572
Expense and Equipment	7,278,092	---	85,539	---	---	---	---	23,493	---	---	7,387,124
Capital Improvements	18,020	---	---	---	---	---	---	---	---	---	18,020
Program Specific	---	---	---	---	---	---	---	---	---	---	---
Judiciary											
Personal Service	145,593,932	1,441,900	1,986,104	---	---	---	---	---	---	---	149,021,936
Expense and Equipment	20,583,562	2,418,238	6,093,151	---	---	---	---	79,045	---	---	29,173,996
Capital Improvements	58,387	---	1,547	---	---	---	---	---	---	---	59,934
Program Specific	264,760	83,527	162,211	---	---	---	---	935	412,607	---	924,040
Executive											
Personal Service	26,336,334	1,258,639	5,509,131	---	---	---	70,132	---	---	---	33,174,236
Expense and Equipment	10,994,505	1,467,836	4,504,811	---	---	---	---	167,929	---	369,881	17,504,962
Capital Improvements	197,386	7,645	18,204	---	---	---	---	---	---	---	223,235
Program Specific	5,314,501	1,446,086	693,640	---	---	---	---	---	---	14,090,545	21,544,772
Office of Administration											
Personal Service	19,644,323	687,014	207,885	---	---	---	671,551	18,039,198	585,059,253	---	624,309,224
Expense and Equipment	30,817,716	65,378	679,972	---	(1,268)	---	1,446,046	76,577,913	56,569	---	109,642,326
Capital Improvements	5,663,005	1,313	---	---	1,268	---	455	1,711,865	---	---	7,377,906
Program Specific	89,857,919	4,318,468	4,363,276	105,626,239	---	---	5,275	1,613,201	1,338,540	430,693	207,553,611
Agriculture											
Personal Service	8,852,824	378,498	2,688,314	---	---	---	719,538	---	---	---	12,639,174
Expense and Equipment	2,502,589	532,060	1,689,091	---	---	---	2,723,139	---	---	---	7,446,879
Capital Improvements	2,085,371	---	---	---	---	---	---	---	---	---	2,085,371
Program Specific	583,917	1,477	6,202,597	---	---	---	32,040	---	60,782	---	6,880,813
Insurance											
Personal Service	---	---	9,578,425	---	---	---	---	---	---	---	9,578,425
Expense and Equipment	---	---	3,014,713	---	---	---	---	---	---	---	3,014,713
Capital Improvements	---	---	4,087	---	---	---	---	---	---	---	4,087
Program Specific	---	400,000	89,479	---	---	---	---	---	---	---	489,479
Conservation											
Personal Service	---	---	66,925,137	---	---	---	---	---	---	---	66,925,137
Expense and Equipment	---	---	39,980,239	---	---	---	---	---	---	---	39,980,239
Capital Improvements	---	---	15,892,428	---	---	---	---	---	---	---	15,892,428
Program Specific	---	---	3,548,088	---	---	---	---	---	---	---	3,548,088
Economic Development											
Personal Service	6,028,854	19,185,377	20,946,346	---	---	---	---	3,673,191	---	---	49,833,768
Expense and Equipment	4,564,735	8,647,956	25,415,969	---	---	---	---	1,808,771	---	---	40,437,431
Capital Improvements	1,086,941	12,590	83,438	---	---	---	---	43,669	---	---	1,226,638
Program Specific	9,413,063	94,978,772	27,611,937	---	---	---	---	62,262	---	---	132,066,034
Elementary and Secondary Education											
Personal Service	35,535,149	30,758,928	635,876	---	---	---	---	---	---	---	66,929,953
Expense and Equipment	182,147	17,692,215	9,521,989	---	---	21,242,472	---	---	---	---	48,638,823
Capital Improvements	5,314,270	1,385	1,441,883	---	---	---	---	---	---	---	6,757,538
Program Specific	205,432,938	602,544,653	3,322,505,359	---	---	---	---	---	---	---	4,130,482,950
Higher Education											
Personal Service	636,192,671	281,563	66,984,355	---	---	---	---	---	---	---	703,458,589
Expense and Equipment	9,743,567	264,112	18,120,727	---	---	---	---	---	---	1,153,651	29,282,057
Capital Improvements	15,465,549	---	6,722,231	---	---	---	---	---	---	---	22,187,780
Program Specific	151,530,715	1,115,093	109,289,264	---	---	---	---	---	800,138	---	262,735,210

STATE OF MISSOURI
SUMMARY OF EXPENDITURES BY DEPARTMENT,
FUND GROUP AND MAJOR CATEGORY AND TRANSFERS OUT BY FUND GROUP
FOR THE APPROPRIATION YEAR 2002

	General Fund		Special Revenue Funds	Debt Service Funds	Capital Projects Funds	Permanent Funds	Enterprise Funds	Internal Service Funds	Agency and Trust Funds		Totals
	General	Federal Funds							Agency	Private Purpose Trust	
	Revenue Funds										
Health											
Personal Service	19,572,803	21,293,442	1,537,686	---	---	---	---	---	---	---	42,403,931
Expense and Equipment	27,389,748	47,974,567	8,248,496	---	---	24,884	---	---	---	---	83,637,695
Capital Improvements	232,117	57,474	---	---	---	---	---	---	---	---	289,591
Program Specific	7,213,884	133,180,480	5,378,858	---	---	1,548	---	---	10,671	---	145,785,441
Transportation											
Personal Service	377,823	352,393	311,070,130	---	---	---	---	---	---	---	311,800,346
Expense and Equipment	133,635	125,077	19,041,722	---	250,600,984	---	---	---	---	---	269,901,418
Capital Improvements	18,718	---	45,875	---	1,050,831,867	---	---	---	---	---	1,050,896,460
Program Specific	8,856,009	22,106,539	17,062,274	---	114,497,386	---	---	---	---	---	162,522,208
Labor and Industrial Relations											
Personal Service	2,427,473	29,429,932	8,501,045	---	---	---	---	---	---	---	40,358,450
Expense and Equipment	761,193	12,983,492	4,624,463	---	---	---	---	---	---	---	18,369,148
Capital Improvements	6,200	518,194	2,786,290	---	---	---	---	---	---	---	3,310,684
Program Specific	52,239	6,734,371	50,656,495	---	---	---	---	---	1,952,017	---	59,395,122
Mental Health											
Personal Service	254,549,050	18,032,447	418,153	---	---	---	---	1,050,281	---	---	274,049,931
Expense and Equipment	71,412,867	13,446,787	694,390	---	---	---	---	70,506	---	---	85,624,550
Capital Improvements	25,456,793	723	399,676	---	---	---	---	---	---	---	25,857,192
Program Specific	218,563,916	56,540,496	17,064,874	---	---	---	---	7,256,494	85,838	---	299,511,618
Natural Resources											
Personal Service	10,012,495	12,520,796	34,728,480	---	---	---	2,041,339	4,651,101	---	---	63,954,211
Expense and Equipment	2,392,647	6,210,027	13,995,060	---	---	---	6,858,867	3,779,319	---	---	33,235,920
Capital Improvements	231,172	773,179	4,236,879	---	---	---	2,083,143	---	---	---	7,324,373
Program Specific	6,119,915	12,436,769	121,410,834	---	21,097,895	---	16,757,884	105	---	---	177,823,402
Public Safety											
Personal Service	32,691,265	10,293,915	104,166,056	---	584,453	---	21,595,921	---	---	---	169,331,610
Expense and Equipment	8,198,408	19,304,537	33,888,290	---	1,141,273	---	11,730,091	77,080	---	---	74,339,679
Capital Improvements	3,944,514	7,899,658	14,500	---	10,140,791	---	60,567	793,735	---	---	22,853,765
Program Specific	2,120,982	57,067,593	7,141,925	---	12,512,146	---	---	---	---	---	78,842,646
Revenue											
Personal Service	28,977,646	14,443	27,007,352	---	---	---	6,788,108	---	---	---	62,787,549
Expense and Equipment	9,666,693	480,199	21,281,384	---	---	---	113,644,594	---	---	---	145,072,870
Capital Improvements	---	---	12,813	---	---	---	34,221	---	---	---	47,034
Program Specific	1,136,845,130	---	213,841,937	---	---	---	15,026	---	313,158	---	1,351,015,251
Social Services											
Personal Service	113,171,502	173,872,504	5,037,669	---	---	---	---	33,670	---	---	292,115,345
Expense and Equipment	59,489,617	115,636,431	4,803,358	---	1,337	---	---	5,396,366	---	843,463	186,170,572
Capital Improvements	1,063,391	160,058	159,327	---	10,693	---	---	---	---	---	1,393,469
Program Specific	2,059,402,029	2,989,852,121	124,954,965	---	---	---	---	---	965,931	9,497,954	5,184,673,000
Corrections											
Personal Service	281,904,097	4,439,262	---	---	---	---	---	8,316,110	---	---	294,659,469
Expense and Equipment	178,677,728	2,299,439	82,865	---	39,568	---	---	16,918,222	---	---	198,017,822
Capital Improvements	19,090,999	2,768,753	---	---	4,197,616	---	---	22,110	---	---	26,079,478
Program Specific	8,404,451	---	---	---	---	---	---	---	---	---	8,404,451
Transfers Out											
Appropriated	4,218,480,217	178,814,770	1,476,495,410	78,612	17,126,470	219	174,404,248	16,796,054	3,721,467	19,277,825	6,105,195,292
Article X Distribution (Note 3)											---
Court Ordered Desegregation Payments (Note 4)	20,000,000	---	---	---	---	---	---	---	---	---	20,000,000
Totals	\$ 10,318,969,729	\$ 4,747,611,591	\$ 6,424,007,925	\$ 105,704,851	\$ 1,482,782,479	\$ 21,269,123	\$ 361,682,185	\$ 168,962,625	\$ 594,776,971	\$ 45,664,012	\$ 24,271,431,491

The notes are an integral part of this report.

STATE OF MISSOURI
SUMMARY OF APPROPRIATIONS BY FUND GROUP
FOR THE APPROPRIATION YEAR 2002

	<u>Appropriations</u>	<u>Expenditures and Appropriated Transfers Out</u>	<u>Biennial Rollovers and Reappropriations to 2003</u>	<u>Lapse of Appropriations</u>
General Fund:				
General Revenue Funds	\$ 11,317,935,602	\$ 10,318,969,729	\$ 439,987,199	\$ 558,978,674
Federal Funds	5,497,069,640	4,747,611,591	106,097,086	643,360,963
Special Revenue Funds	7,423,866,688	6,424,007,925	491,116,327	508,742,436
Debt Service Funds	106,093,310	105,704,851	---	388,459
Capital Projects Funds	2,132,688,788	1,482,782,479	168,891,466	481,014,843
Permanent Funds	21,335,384	21,269,123	---	66,261
Enterprise Funds	401,298,591	361,682,185	12,593,170	27,023,236
Internal Service Funds	243,350,797	168,962,625	18,876,319	55,511,853
Agency and Trust Funds:				
Agency	607,887,467	594,776,971	---	13,110,496
Private Purpose Trust	<u>57,371,078</u>	<u>45,664,012</u>	<u>---</u>	<u>11,707,066</u>
Totals	<u>\$ 27,808,897,345</u>	<u>\$ 24,271,431,491</u>	<u>\$ 1,237,561,567</u>	<u>\$ 2,299,904,287</u>

The notes are an integral part of this report.

STATE OF MISSOURI
SUMMARY OF APPROPRIATIONS BY FUND AND DEPARTMENT
GENERAL FUND
FOR THE APPROPRIATION YEAR 2002

GENERAL REVENUE FUNDS	<u>Appropriations</u>	<u>Expenditures and Appropriated Transfers Out</u>	<u>Biennial Rollovers and Reappropriations to 2003</u>	<u>Lapse of Appropriations</u>
<u>General Revenue - 0101</u>				
Legislature	\$ 37,651,083	\$ 31,218,734	\$ 1,000,000	\$ 5,432,349
Judiciary	172,269,738	166,500,641	831,230	4,937,867
Executive	47,550,595	42,392,323	1,269,866	3,888,406
Office of Administration	169,641,007	140,045,235	10,450,329	19,145,443
Agriculture	17,205,459	13,534,453	1,977,321	1,693,685
Economic Development	24,833,394	18,091,433	1,836,152	4,905,809
Elementary and Secondary Education	260,201,325	246,006,276	2,376,028	11,819,021
Higher Education	1,150,197,488	812,932,501	161,900,828	175,364,159
Health	66,341,037	52,524,956	3,675,206	10,140,875
Transportation	16,057,813	9,367,468	6,194,000	496,345
Labor and Industrial Relations	4,226,584	3,240,143	151,596	834,845
Mental Health	589,793,049	550,762,329	11,947,407	27,083,313
Natural Resources	43,125,198	18,581,263	18,476,134	6,067,801
Public Safety	57,791,609	44,051,934	3,733,531	10,006,144
Revenue	1,185,228,508	1,175,489,468	1,294,686	8,444,354
Social Services	1,292,761,050	1,217,235,209	19,856,114	55,669,727
Corrections	525,482,879	479,489,866	18,209,852	27,783,161
<u>Uncompensated Care - 0108</u>				
Social Services	94,000,000	87,900,000	---	6,100,000
<u>Health Interagency Payments - 0113</u>				
Health	3,720,527	1,883,597	---	1,836,930
<u>Facilities Maintenance Reserve - 0124</u>				
Office of Administration	20,104,443	1,228,959	18,847,779	27,705
Agriculture	2,516,642	490,249	2,024,529	1,864
Economic Development	228	---	228	---
Elementary and Secondary Education	7,098,184	458,228	6,639,956	---
Transportation	18,935	18,718	217	---
Labor and Industrial Relations	19,486	6,963	12,523	---
Mental Health	18,804,148	7,565,299	11,229,753	9,096
Natural Resources	2,552,394	172,022	2,380,012	360
Public Safety	11,615,629	2,903,235	8,635,504	76,890
Revenue	216	---	216	---
Social Services	4,580,816	344,192	4,235,526	1,098
Corrections	30,823,060	8,587,409	22,214,516	21,135
<u>Intergovernmental Transfer - 0139</u>				
Natural Resources	825,000	---	825,000	---
Social Services	298,535,594	280,346,525	3,110,101	15,078,968
<u>Federal Reimbursement Allowance - 0142</u>				
Social Services	485,719,078	449,100,452	---	36,618,626

**STATE OF MISSOURI
SUMMARY OF APPROPRIATIONS BY FUND AND DEPARTMENT
GENERAL FUND
FOR THE APPROPRIATION YEAR 2002**

	Appropriations	Expenditures and Appropriated Transfers Out	Biennial Rollovers and Reappropriations to 2003	Lapse of Appropriations
<u>Child Support Enforcement Collections - 0169</u>				
Social Services	18,902,067	15,050,708	514,878	3,336,481
<u>Missouri Technology Investment - 0172</u>				
Economic Development	4,368,626	3,002,158	---	1,366,468
<u>Missouri Water Development - 0174</u>				
Office of Administration	600,000	599,381	---	619
<u>General Revenue Reimbursements - 0176</u>				
Mental Health	21,251,696	11,654,997	9,052,388	544,311
<u>Nursing Facility Federal Reimbursement Allowance - 0196</u>				
Social Services	197,487,342	183,149,454	---	14,337,888
<u>Post Closure - 0198</u>				
Natural Resources	141,599	2,944	---	138,655
<u>Attorney General's Court Costs - 0603</u>				
Executive	187,000	187,000	---	---
<u>Attorney General's Anti-Trust - 0666</u>				
Executive	597,816	263,402	9,499	324,915
<u>State Elections Subsidy - 0686</u>				
Office of Administration	1,233,940	740,008	---	493,932
<u>State Legal Expense - 0692</u>				
Office of Administration	4,757,435	3,369,380	---	1,388,055
Subtotals	<u>6,890,819,717</u>	<u>6,080,489,512</u>	<u>354,912,905</u>	<u>455,417,300</u>
<u>FEDERAL FUNDS</u>				
<u>Vocational Rehabilitation - 0104</u>				
Office of Administration	520,000	299,008	---	220,992
Elementary and Secondary Education	110,830,879	100,415,663	3,027,995	7,387,221
<u>Elementary and Secondary Education - 0105</u>				
Office of Administration	550,000	306,351	---	243,649
Elementary and Secondary Education	681,027,149	550,581,518	235,758	130,209,873

**STATE OF MISSOURI
SUMMARY OF APPROPRIATIONS BY FUND AND DEPARTMENT
GENERAL FUND
FOR THE APPROPRIATION YEAR 2002**

	<u>Appropriations</u>	<u>Expenditures and Appropriated Transfers Out</u>	<u>Biennial Rollovers and Reappropriations to 2003</u>	<u>Lapse of Appropriations</u>
<u>Office of the State Public Defender - 0112</u>				
Judiciary	125,000	---	---	125,000
<u>Pharmacy Rebates - 0114</u>				
Social Services	58,314,141	43,303,125	111,539	14,899,477
<u>State Auditor - 0115</u>				
Executive	508,427	262,787	---	245,640
<u>Higher Education - 0116</u>				
Higher Education	3,512,861	1,660,768	24,603	1,827,490
<u>Commission on Human Rights - 0117</u>				
Labor and Industrial Relations	891,620	753,321	---	138,299
<u>Community Development Block Grant (Pass-through) - 0118</u>				
Economic Development	34,000,000	32,770,342	---	1,229,658
<u>Third Party Liability Collections - 0120</u>				
Judiciary	345,869	254,279	---	91,590
Social Services	33,070,199	22,642,505	11,628	10,416,066
<u>Juvenile Accountability Incentive - 0121</u>				
Public Safety	6,458,643	5,633,905	---	824,738
<u>Labor and Industrial Relations Administration - 0122</u>				
Labor and Industrial Relations	16,291,937	11,815,663	---	4,476,274
<u>Community Development Block Grant (Administration) - 0123</u>				
Economic Development	1,087,268	759,884	11,348	316,036
<u>Transportation - 0126</u>				
Transportation	44,961,496	22,584,009	---	22,377,487
<u>Economic Development - 0129</u>				
Economic Development	633,081	111,263	---	521,818
<u>Corrections - 0130</u>				
Corrections	17,878,228	9,507,454	5,734,156	2,636,618
<u>Revenue - 0132</u>				
Revenue	2,530,953	494,642	---	2,036,311

**STATE OF MISSOURI
SUMMARY OF APPROPRIATIONS BY FUND AND DEPARTMENT
GENERAL FUND
FOR THE APPROPRIATION YEAR 2002**

	Appropriations	Expenditures and Appropriated Transfers Out	Biennial Rollovers and Reappropriations to 2003	Lapse of Appropriations
<u>Agriculture - 0133</u>				
Agriculture	2,390,985	912,035	---	1,478,950
<u>Office of Administration - 0135</u>				
Office of Administration	4,860,893	4,162,347	553,275	145,271
<u>Attorney General - 0136</u>				
Executive	3,708,744	1,150,295	158,105	2,400,344
<u>Supreme Court - 0137</u>				
Judiciary	14,718,228	3,689,387	28,514	11,000,327
<u>Missouri Council on the Arts - 0138</u>				
Economic Development	1,484,798	373,546	---	1,111,252
<u>Natural Resources - 0140</u>				
Natural Resources	52,123,481	31,940,770	7,415,938	12,766,773
<u>Management Information Systems - 0141</u>				
Economic Development	2,200,000	---	---	2,200,000
<u>Health - 0143</u>				
Health	275,200,518	202,505,963	1,622,243	71,072,312
<u>State Emergency Management - 0145</u>				
Public Safety	7,690,779	3,382,978	---	4,307,801
<u>Mental Health - 0148</u>				
Mental Health	120,030,473	88,020,454	93,276	31,916,743
<u>Highway Safety - 0149</u>				
Public Safety	16,961,882	8,565,405	7,154,869	1,241,608
<u>Secretary of State Records - 0150</u>				
Executive	300,001	145,185	---	154,816
<u>National Endowment for Human Services American Treasury Grant - 0151</u>				
Executive	174,999	73,742	---	101,257
<u>Public Safety - 0152</u>				
Public Safety	52,889,011	32,594,886	529,911	19,764,214
<u>Job Development and Training - 0155</u>				
Economic Development	112,491,977	85,274,210	3,172,769	24,044,998
<u>Title XIX - 0163</u>				
Social Services	2,590,189,960	2,449,952,836	---	140,237,124

**STATE OF MISSOURI
SUMMARY OF APPROPRIATIONS BY FUND AND DEPARTMENT
GENERAL FUND
FOR THE APPROPRIATION YEAR 2002**

	Appropriations	Expenditures and Appropriated Transfers Out	Biennial Rollovers and Reappropriations to 2003	Lapse of Appropriations
<u>Family Services Donations - 0167</u>				
Social Services	135,000	103,696	---	31,304
<u>Aging Donations - 0168</u>				
Social Services	51,000	---	---	51,000
<u>Missouri Veterans Commission - 0184</u>				
Public Safety	38,072,887	4,719,354	33,353,532	1
<u>MCSAP - Transportation - 0185</u>				
Economic Development	902,657	627,506	18,028	257,123
<u>Labor Standards - 0186</u>				
Labor and Industrial Relations	1,449,052	935,084	---	513,968
<u>Governor's Committee on Employment of the Handicapped - 0188</u>				
Labor and Industrial Relations	1,432,703	677,922	41,624	713,157
<u>Federal and Other - 0189</u>				
Social Services	575,000	564,077	---	10,923
<u>Adjutant General - 0190</u>				
Public Safety	41,308,073	18,806,403	19,145,945	3,355,725
<u>Crime Victims - 0191</u>				
Labor and Industrial Relations	1,750,001	1,502,990	---	247,011
<u>Insurance - 0192</u>				
Insurance	400,000	400,000	---	---
<u>Secretary of State - 0195</u>				
Executive	6,620,913	2,548,197	---	4,072,716
<u>Community Service Commission - 0197</u>				
Economic Development	2,928,538	2,907,945	---	20,593
<u>Temporary Assistance for Needy Families - 0199</u>				
Social Services	172,444,303	168,545,166	1,415,428	2,483,709
<u>Family Services - Administrative - 0610</u>				
Office of Administration	308,200	285,118	---	23,082
Social Services	680,134,367	594,409,709	21,089,225	64,635,433
<u>Missouri Disaster - 0663</u>				
Public Safety	21,200,000	20,862,772	---	337,228

STATE OF MISSOURI
SUMMARY OF APPROPRIATIONS BY FUND AND DEPARTMENT
GENERAL FUND
FOR THE APPROPRIATION YEAR 2002

	<u>Appropriations</u>	<u>Expenditures and Appropriated Transfers Out</u>	<u>Biennial Rollovers and Reappropriations to 2003</u>	<u>Lapse of Appropriations</u>
<u>Abandoned Mine Reclamation - 0697</u>				
Natural Resources	165	---	---	165
<u>Unemployment Compensation Administration - 0948</u>				
Office of Administration	20,000	19,348	---	652
Labor and Industrial Relations	49,238,163	33,981,008	804,082	14,453,073
Subtotals	<u>5,289,925,502</u>	<u>4,568,796,821</u>	<u>105,753,791</u>	<u>615,374,890</u>
Appropriated Transfers Out	4,614,260,023	4,397,294,987	85,417,589	131,547,447
Court Ordered Desegregation Payments	20,000,000	20,000,000	---	---
Totals	<u>\$ 16,815,005,242</u>	<u>\$ 15,066,581,320</u>	<u>\$ 546,084,285</u>	<u>\$ 1,202,339,637</u>

**STATE OF MISSOURI
SUMMARY OF APPROPRIATIONS BY FUND AND DEPARTMENT
SPECIAL REVENUE FUNDS
FOR THE APPROPRIATION YEAR 2002**

	Appropriations	Expenditures and Appropriated Transfers Out	Biennial Rollovers and Reappropriations to 2003	Lapse of Appropriations
<u>Marguerite Ross Barnett Scholarship - 0131</u>				
Higher Education	\$ 550,000	\$ 519,446	\$ ---	\$ 30,554
<u>Utilecare Stabilization - 0134</u>				
Natural Resources	844,000	844,000	---	---
<u>Motorcycle Safety Trust - 0246</u>				
Public Safety	50,000	---	---	50,000
<u>School District Bonds - 0248</u>				
Elementary and Secondary Education	7,000,000	7,000,000	---	---
<u>Compulsive Gamblers - 0249</u>				
Mental Health	452,696	190,905	---	261,791
Public Safety	40,000	34,080	---	5,920
<u>Missouri Crime Prevention Information and Programming - 0253</u>				
Public Safety	50,000	2,269	---	47,731
<u>Missouri Housing Trust - 0254</u>				
Economic Development	3,972,815	3,972,815	---	---
<u>Treasurer's Information - 0255</u>				
Executive	8,000	2,347	---	5,653
<u>Missouri Arts Council Trust - 0262</u>				
Economic Development	1,360,420	769,122	---	591,298
<u>Missouri Commission for the Deaf Board of Certification of Interpreters - 0264</u>				
Elementary and Secondary Education	87,000	85,001	---	1,999
<u>Secretary of State's Technology Trust Fund Account - 0266</u>				
Executive	2,500,396	2,308,743	---	191,653
<u>Missouri Air Emission Reduction - 0267</u>				
Natural Resources	1,531,214	793,528	31,463	706,223
<u>Missouri National Guard Training Site - 0269</u>				
Public Safety	364,800	302,716	---	62,084
<u>Statewide Court Automation - 0270</u>				
Judiciary	4,694,854	4,679,688	---	15,166

**STATE OF MISSOURI
SUMMARY OF APPROPRIATIONS BY FUND AND DEPARTMENT
SPECIAL REVENUE FUNDS
FOR THE APPROPRIATION YEAR 2002**

	Appropriations	Expenditures and Appropriated Transfers Out	Biennial Rollovers and Reappropriations to 2003	Lapse of Appropriations
<u>Nursing Facility Quality of Care - 0271</u>				
Social Services	3,568,672	2,470,493	49,422	1,048,757
<u>Tourism Supplemental Revenue - 0274</u>				
Economic Development	24,139,050	15,633,719	8,321,834	183,497
<u>Health Initiatives - 0275</u>				
Health	5,406,382	5,135,266	---	271,116
Mental Health	6,849,157	6,315,404	---	533,753
Revenue	155,402	134,391	---	21,011
Social Services	18,998,357	18,349,905	---	648,452
<u>Health Access Incentive - 0276</u>				
Health	4,219,172	4,044,487	---	174,685
<u>Family Support Loan Program - 0278</u>				
Mental Health	291,305	62,654	---	228,651
<u>School Building Revolving - 0279</u>				
Elementary and Secondary Education	1,500,000	---	---	1,500,000
<u>Business Extension Service Team - 0280</u>				
Economic Development	2,654,000	1,604,700	1,049,300	---
<u>Peace Officers Standards and Training Commission - 0281</u>				
Public Safety	1,500,000	1,277,768	---	222,232
<u>Independent Living Center - 0284</u>				
Elementary and Secondary Education	210,000	191,054	---	18,946
<u>Gaming Proceeds for Education - 0285</u>				
Higher Education	130,852	87,417	43,435	---
Revenue	324,313	323,803	---	510
<u>Gaming Commission - 0286</u>				
Executive	207,196	131,533	---	75,663
Public Safety	17,955,402	12,917,480	436,862	4,601,060
Revenue	143,187	49,075	---	94,112
Social Services	500,000	449,875	---	50,125
<u>Outstanding Schools Trust - 0287</u>				
Elementary and Secondary Education	541,755,910	541,741,799	---	14,111
<u>Mental Health Earnings - 0288</u>				
Mental Health	2,068,776	1,952,965	---	115,811
<u>Bingo Proceeds for Education - 0289</u>				
Elementary and Secondary Education	12,203,563	3,160,102	9,043,455	6
Public Safety	5,000	---	---	5,000

**STATE OF MISSOURI
SUMMARY OF APPROPRIATIONS BY FUND AND DEPARTMENT
SPECIAL REVENUE FUNDS
FOR THE APPROPRIATION YEAR 2002**

	Appropriations	Expenditures and Appropriated Transfers Out	Biennial Rollovers and Reappropriations to 2003	Lapse of Appropriations
<u>Highway - Grade Crossing Safety Account - 0290</u>				
Economic Development	6,091,708	1,413,254	4,678,454	---
<u>Lottery Proceeds - 0291</u>				
Office of Administration	30,000	---	---	30,000
Elementary and Secondary Education	87,765,156	86,510,758	29	1,254,369
Higher Education	105,151,211	88,586,010	14,179,886	2,385,315
<u>Animal Health Laboratory Fee - 0292</u>				
Agriculture	445,979	349,785	---	96,194
<u>Mammography - 0293</u>				
Health	70,107	30,606	---	39,501
<u>Animal Care Reserve - 0295</u>				
Agriculture	426,087	293,385	---	132,702
<u>Aging - Elderly Home Delivered Meals Trust - 0296</u>				
Revenue	21,604	10,800	---	10,804
Social Services	430,000	101,748	---	328,252
<u>Highway Patrol Inspection - 0297</u>				
Public Safety	37,725	37,725	---	---
<u>Missouri Public Health Services - 0298</u>				
Health	3,221,064	1,373,461	2,362	1,845,241
<u>Livestock Brands - 0299</u>				
Agriculture	58,259	24,262	---	33,997
<u>Commodity Council Merchandising - 0406</u>				
Agriculture	225,909	177,822	---	48,087
<u>Statutory Revision - 0546</u>				
Legislature	535,800	106,489	---	429,311
<u>Credit Unions - 0548</u>				
Economic Development	910,294	816,673	57,532	36,089
<u>Finance - 0550</u>				
Economic Development	5,649,437	4,977,377	254,111	417,949
<u>Insurance Examiners - 0552</u>				
Insurance	6,691,452	6,510,138	---	181,314
<u>Design and Construction - Donated - 0553</u>				
Elementary and Secondary Education	1	---	1	---

**STATE OF MISSOURI
SUMMARY OF APPROPRIATIONS BY FUND AND DEPARTMENT
SPECIAL REVENUE FUNDS
FOR THE APPROPRIATION YEAR 2002**

	Appropriations	Expenditures and Appropriated Transfers Out	Biennial Rollovers and Reappropriations to 2003	Lapse of Appropriations
<u>Firing Range Fee - 0554</u>				
Public Safety	1,500	---	---	1,500
<u>Natural Resources Protection - 0555</u>				
Natural Resources	180,527	24,065	---	156,462
<u>Deaf Relay Service - 0559</u>				
Economic Development	5,000,000	3,699,572	---	1,300,428
Labor and Industrial Relations	2,655,014	1,176,933	---	1,478,081
<u>Missouri Community College Job Training Program - 0563</u>				
Economic Development	18,000,000	10,708,511	---	7,291,489
<u>Professional and Practical Nursing Student Loan and Nurse Loan Repayment - 0565</u>				
Health	535,256	438,780	---	96,476
<u>Insurance Dedicated - 0566</u>				
Insurance	6,858,393	6,176,566	8,099	673,728
<u>International Trade Show Revolving - 0567</u>				
Economic Development	91,000	75,397	---	15,603
<u>Natural Resources Protection - Water Pollution Permit Fee Subaccount - 0568</u>				
Executive	36,657	36,657	---	---
Natural Resources	5,574,917	4,954,753	194,781	425,383
<u>Solid Waste Management - Scrap Tire Subaccount - 0569</u>				
Natural Resources	6,120,908	2,222,093	3,849,694	49,121
Revenue	32,500	32,409	---	91
<u>Solid Waste Management - 0570</u>				
Executive	37,157	37,157	---	---
Natural Resources	18,485,588	11,032,991	7,337,696	114,901
<u>Missouri Qualified Fuel Ethanol Producer Incentive - 0571</u>				
Agriculture	5,453,297	4,896,521	---	556,776
<u>Aquaculture Marketing Development - 0573</u>				
Agriculture	32,692	19,418	---	13,274

**STATE OF MISSOURI
SUMMARY OF APPROPRIATIONS BY FUND AND DEPARTMENT
SPECIAL REVENUE FUNDS
FOR THE APPROPRIATION YEAR 2002**

	Appropriations	Expenditures and Appropriated Transfers Out	Biennial Rollovers and Reappropriations to 2003	Lapse of Appropriations
<u>Metallic Minerals Waste Management - 0575</u>				
Natural Resources	99,646	85,474	3,482	10,690
<u>Local Records Preservation - 0577</u>				
Executive	1,898,193	1,532,341	283,852	82,000
<u>Veterans' Trust - 0579</u>				
Public Safety	65,000	63,686	---	1,314
<u>Livestock Sales and Markets Fees - 0581</u>				
Agriculture	33,169	12,927	---	20,242
<u>Manufactured Housing - 0582</u>				
Economic Development	568,329	401,147	17,985	149,197
<u>Natural Resources Protection - Air Pollution Asbestos Fee Subaccount - 0584</u>				
Natural Resources	470,993	296,734	355	173,904
<u>Underground Storage Tank Regulation Program - 0586</u>				
Natural Resources	245,724	164,680	17,662	63,382
<u>Chemical Emergency Preparedness - 0587</u>				
Public Safety	1,023,109	723,620	---	299,489
<u>Motor Vehicle Commission - 0588</u>				
Executive	44,692	---	---	44,692
Revenue	679,133	672,194	---	6,939
<u>Health Spa Regulatory - 0589</u>				
Executive	5,000	---	---	5,000
<u>State Forensic Laboratory - 0591</u>				
Public Safety	326,000	224,579	---	101,421
<u>Services to Victims - 0592</u>				
Public Safety	3,700,000	3,168,901	---	531,099
<u>Natural Resources Protection - Air Pollution Permit Fee Subaccount - 0594</u>				
Executive	36,645	36,645	---	---
Natural Resources	7,974,383	7,266,942	126,390	581,051
<u>Missouri Main Street Program - 0596</u>				
Economic Development	100,000	81,525	---	18,475

**STATE OF MISSOURI
SUMMARY OF APPROPRIATIONS BY FUND AND DEPARTMENT
SPECIAL REVENUE FUNDS
FOR THE APPROPRIATION YEAR 2002**

	Appropriations	Expenditures and Appropriated Transfers Out	Biennial Rollovers and Reappropriations to 2003	Lapse of Appropriations
<u>Medical School Loan and Loan Repayment Program - 0598</u>				
Health	50,000	50,000	---	---
<u>Video Instructional Development and Educational Opportunity - 0599</u>				
Office of Administration	14,500	---	---	14,500
Elementary and Secondary Education	1,225,724	1,135,422	---	90,302
<u>Missouri Job Development - 0600</u>				
Economic Development	16,233,001	5,476,367	10,734,785	21,849
<u>Children's Service Commission - 0601</u>				
Office of Administration	10,000	404	---	9,596
<u>Water and Wastewater Loan Revolving - 0602</u>				
Natural Resources	95,146,313	21,579,016	73,505,854	61,443
<u>Missouri Breeders - 0605</u>				
Public Safety	5,000	---	---	5,000
<u>Public Service Commission - 0607</u>				
Economic Development	15,441,609	12,987,243	1,037,833	1,416,533
<u>Conservation Commission - 0609</u>				
Executive	40,143	38,460	---	1,683
Office of Administration	670,700	462,375	---	208,325
Conservation	175,071,345	126,345,892	33,535,328	15,190,125
Revenue	506,054	504,986	---	1,068
<u>Parks Sales Tax - 0613</u>				
Executive	18,745	18,187	---	558
Office of Administration	108,000	107,597	---	403
Natural Resources	45,303,620	28,103,892	15,018,939	2,180,789
<u>Soil and Water Sales Tax - 0614</u>				
Executive	30,966	30,414	---	552
Office of Administration	101	68	---	33
Natural Resources	52,320,605	35,700,883	15,141,651	1,478,071
<u>Apple Merchandising - 0615</u>				
Agriculture	12,030	30	---	12,000
<u>State School Money - 0616</u>				
Office of Administration	38,729	38,729	---	---
Elementary and Secondary Education	1,972,885,417	1,971,284,165	---	1,601,252
Revenue	192,000	191,721	---	279
<u>Handicapped Children's Trust - 0618</u>				
Elementary and Secondary Education	166,175	---	136,175	30,000

**STATE OF MISSOURI
SUMMARY OF APPROPRIATIONS BY FUND AND DEPARTMENT
SPECIAL REVENUE FUNDS
FOR THE APPROPRIATION YEAR 2002**

	Appropriations	Expenditures and Appropriated Transfers Out	Biennial Rollovers and Reappropriations to 2003	Lapse of Appropriations
<u>Social Services Educational Improvement - 0620</u>				
Office of Administration	27,100	6,727	---	20,373
Social Services	4,721,543	3,989,864	730,053	1,626
<u>Blind Pension - 0621</u>				
Social Services	18,606,612	18,336,970	---	269,642
<u>Tort Victims' Compensation - 0622</u>				
Social Services	750,000	750,000	---	---
<u>State Seminary Money - 0623</u>				
Higher Education	250,000	222,767	---	27,233
<u>Livestock Dealer Law Enforcement and Administration - 0624</u>				
Agriculture	12,470	488	---	11,982
<u>Board of Accountancy - 0627</u>				
Economic Development	426,684	362,995	---	63,689
<u>Board of Barber Examiners - 0628</u>				
Economic Development	38,271	31,108	---	7,163
<u>Board of Podiatric Medicine - 0629</u>				
Economic Development	21,681	9,822	---	11,859
<u>Board of Chiropractic Examiners - 0630</u>				
Economic Development	151,052	113,724	---	37,328
<u>Merchandising Practices Revolving - 0631</u>				
Executive	2,833,239	1,610,574	139,110	1,083,555
<u>Board of Cosmetology - 0632</u>				
Economic Development	307,893	172,038	---	135,855
<u>Board of Embalmers and Funeral Directors - 0633</u>				
Economic Development	149,634	83,853	---	65,781
<u>Board of Registration for Healing Arts - 0634</u>				
Economic Development	2,461,516	2,056,819	---	404,697
<u>Board of Nursing - 0635</u>				
Economic Development	1,812,988	1,557,133	---	255,855
<u>Board of Optometry - 0636</u>				
Economic Development	42,604	37,297	---	5,307

**STATE OF MISSOURI
SUMMARY OF APPROPRIATIONS BY FUND AND DEPARTMENT
SPECIAL REVENUE FUNDS
FOR THE APPROPRIATION YEAR 2002**

	Appropriations	Expenditures and Appropriated Transfers Out	Biennial Rollovers and Reappropriations to 2003	Lapse of Appropriations
<u>Board of Pharmacy - 0637</u>				
Economic Development	854,674	802,869	---	51,805
<u>Missouri Real Estate Commission - 0638</u>				
Economic Development	1,111,418	809,616	---	301,802
<u>Veterinary Medical Board - 0639</u>				
Economic Development	111,096	82,608	---	28,488
<u>Health Care Treatment and Access Account - 0640</u>				
Higher Education	3,400,000	149,079	3,250,921	---
Health	28,411,800	206,525	---	28,205,275
Mental Health	5,091,900	2,329,837	---	2,762,063
Public Safety	600,000	432,175	---	167,825
Social Services	75,959,100	69,255,508	---	6,703,592
<u>Early Childhood Care and Education Account - 0641</u>				
Elementary and Secondary Education	6,458,050	4,092,500	---	2,365,550
Health	1,340,350	---	---	1,340,350
Social Services	6,506,790	4,790,781	776,234	939,775
<u>Life Sciences Research Account - 0642</u>				
Office of Administration	21,567,450	388,270	---	21,179,180
<u>Tobacco Prevention, Education, and Cessation Account - 0643</u>				
Health	22,176,700	536,240	---	21,640,460
<u>Highway Department - 0644</u>				
Executive	1,114,941	1,029,049	---	85,892
Office of Administration	502,000	490,878	---	11,122
Economic Development	3,338,763	2,062,185	407,461	869,117
Transportation	357,146,833	329,625,081	---	27,521,752
Natural Resources	80,997	26,606	---	54,391
Public Safety	119,779,665	111,788,518	1,163,378	6,827,769
Revenue	94,511,090	82,809,197	1,019,078	10,682,815
<u>Milk Inspection Fees - 0645</u>				
Agriculture	1,687,223	1,323,875	15,190	348,158
<u>Health Document Services - 0646</u>				
Health	225,000	95,767	---	129,233
<u>Grain Inspection Fees - 0647</u>				
Agriculture	2,513,644	1,146,609	78,596	1,288,439

**STATE OF MISSOURI
SUMMARY OF APPROPRIATIONS BY FUND AND DEPARTMENT
SPECIAL REVENUE FUNDS
FOR THE APPROPRIATION YEAR 2002**

	Appropriations	Expenditures and Appropriated Transfers Out	Biennial Rollovers and Reappropriations to 2003	Lapse of Appropriations
<u>Petition Audit Revolving Trust - 0648</u>				
Executive	617,272	392,821	---	224,451
<u>Water and Wastewater Loan - 0649</u>				
Natural Resources	314,397,934	48,700,721	265,512,634	184,579
<u>Tourism Marketing - 0650</u>				
Economic Development	15,000	4,294	---	10,706
<u>Excellence In Education - 0651</u>				
Elementary and Secondary Education	2,929,210	1,432,407	---	1,496,803
<u>Workers' Compensation - 0652</u>				
Executive	640,321	370,151	93,025	177,145
Health	138,942	126,781	---	12,161
Labor and Industrial Relations	12,747,607	10,372,258	1,796,266	579,083
Revenue	1,171,774	526,203	---	645,571
<u>Workers' Compensation - Second Injury - 0653</u>				
Executive	2,232,374	1,988,855	95,153	148,366
Labor and Industrial Relations	45,600,000	45,265,662	---	334,338
Revenue	829,966	700,725	---	129,241
<u>Health - Donated - 0658</u>				
Health	5,733,335	1,301,759	2,360	4,429,216
<u>Railroad Expense - 0659</u>				
Economic Development	618,565	504,270	---	114,295
<u>Groundwater Protection - 0660</u>				
Natural Resources	460,108	411,149	---	48,959
<u>State Contracted Manufacturing Dairy Plant Inspection and Grading Fee - 0661</u>				
Agriculture	8,000	---	---	8,000
<u>Petroleum Inspection - 0662</u>				
Agriculture	1,733,288	1,597,953	8,208	127,127
Revenue	30,809	30,235	---	574
<u>Energy Set-Aside Program - 0667</u>				
Natural Resources	6,127,333	4,300,531	32,740	1,794,062
<u>State Land Survey Program - 0668</u>				
Natural Resources	1,173,485	1,056,923	---	116,562
<u>Petroleum Violation Escrow - 0669</u>				
Natural Resources	431,558	280,013	1,393	150,152

**STATE OF MISSOURI
SUMMARY OF APPROPRIATIONS BY FUND AND DEPARTMENT
SPECIAL REVENUE FUNDS
FOR THE APPROPRIATION YEAR 2002**

	Appropriations	Expenditures and Appropriated Transfers Out	Biennial Rollovers and Reappropriations to 2003	Lapse of Appropriations
<u>Legal Defense and Defender - 0670</u>				
Judiciary	1,214,534	752,434	---	462,100
<u>Criminal Record System - 0671</u>				
Public Safety	3,613,742	2,881,608	---	732,134
<u>Motor Fuel Tax - 0673</u>				
Revenue	188,000,000	175,914,612	---	12,085,388
<u>Highway Patrol Academy - 0674</u>				
Public Safety	600,000	415,137	---	184,863
<u>State Transportation - 0675</u>				
Transportation	9,983,415	9,700,113	---	283,302
<u>Hazardous Waste - 0676</u>				
Executive	36,645	36,620	---	25
Natural Resources	2,567,852	1,985,144	48,860	533,848
<u>Dental Board - 0677</u>				
Economic Development	580,570	472,273	---	108,297
<u>State Board of Architects, Engineers and Land Surveyors - 0678</u>				
Economic Development	783,977	691,110	---	92,867
<u>Safe Drinking Water - 0679</u>				
Executive	12,922	12,922	---	---
Natural Resources	3,168,134	2,275,055	84,170	808,909
<u>Missouri Office of Prosecution Services - 0680</u>				
Executive	276,054	153,001	9,879	113,174
<u>Crime Victims' Compensation - 0681</u>				
Labor and Industrial Relations	5,865,839	5,296,471	58,761	510,607
Public Safety	135,051	63,532	---	71,519
Corrections	82,500	82,500	---	---
<u>Marketing Development - 0683</u>				
Agriculture	750,595	516,201	---	234,394
<u>Coal Mine Land Reclamation - 0684</u>				
Natural Resources	1,076,818	138,260	2,100	936,458
<u>Fair Share - 0687</u>				
Elementary and Secondary Education	23,835,000	22,921,397	---	913,603
Revenue	86,000	85,210	---	790
<u>School District Trust - 0688</u>				
Elementary and Secondary Education	700,435,389	665,079,037	---	35,356,352

**STATE OF MISSOURI
SUMMARY OF APPROPRIATIONS BY FUND AND DEPARTMENT
SPECIAL REVENUE FUNDS
FOR THE APPROPRIATION YEAR 2002**

	Appropriations	Expenditures and Appropriated Transfers Out	Biennial Rollovers and Reappropriations to 2003	Lapse of Appropriations
<u>Hazardous Waste Remedial - 0690</u>				
Executive	226,694	226,685	---	9
Health	239,954	159,750	---	80,204
Natural Resources	1,478,248	1,289,198	52,711	136,339
<u>Missouri Air Pollution Control - 0691</u>				
Natural Resources	193,864	15,210	140,736	37,918
Public Safety	147,347	---	---	147,347
<u>Children's Trust - 0694</u>				
Office of Administration	3,725,561	3,357,874	21,540	346,147
<u>Highway Patrol Motor Vehicle Revolving - 0695</u>				
Public Safety	6,006,800	5,712,243	---	294,557
<u>Meramac-Onondaga State Parks - 0698</u>				
Natural Resources	16,493	12,286	---	4,207
<u>Oil and Gas Remedial - 0699</u>				
Natural Resources	23,000	---	---	23,000
<u>ADA Compliance - 0715</u>				
Mental Health	183,721	183,254	467	---
Natural Resources	38,516	4,305	34,211	---
<u>Missouri Senior RX - 0734</u>				
Health	2,984,621	453,132	2,376,885	154,604
<u>Legal Services for Low Income - 0735</u>				
Social Services	750,000	750,000	---	---
<u>Gear-Up Scholarship - 0737</u>				
Higher Education	100,000	42,275	---	57,725
<u>Library Networking - 0822</u>				
Executive	487,838	378,649	---	109,189
<u>Boll Weevil Suppression and Eradication - 0823</u>				
Agriculture	683,304	24,946	---	658,358
<u>Organ Donor Program - 0824</u>				
Health	371,669	227,369	---	144,300
<u>Child Labor Enforcement - 0826</u>				
Labor and Industrial Relations	200,000	51,491	---	148,509

**STATE OF MISSOURI
SUMMARY OF APPROPRIATIONS BY FUND AND DEPARTMENT
SPECIAL REVENUE FUNDS
FOR THE APPROPRIATION YEAR 2002**

	Appropriations	Expenditures and Appropriated Transfers Out	Biennial Rollovers and Reappropriations to 2003	Lapse of Appropriations
<u>Youth Opportunities and Violence Prevention - 0827</u>				
Economic Development	250,000	---	---	250,000
<u>Inmate Incarceration Reimbursement Act Revolving - 0828</u>				
Executive	33,605	21,644	---	11,961
<u>Property Reuse - 0830</u>				
Economic Development	5,900,000	1,000,000	500,000	4,400,000
<u>State Court Administration Revolving - 0831</u>				
Judiciary	90,000	22,583	---	67,417
<u>Recruitment and Retention Scholarship - 0832</u>				
Natural Resources	50,000	---	---	50,000
<u>Concentrated Animal Feeding Operation Indemnity - 0834</u>				
Natural Resources	100,000	---	---	100,000
<u>State Document Preservation - 0836</u>				
Executive	154,385	20,897	---	133,488
<u>Light Rail Safety - 0838</u>				
Economic Development	15,000	---	---	15,000
<u>Student Grant - 0839</u>				
Higher Education	17,953,436	17,917,799	---	35,637
<u>Academic Scholarship - 0840</u>				
Higher Education	15,957,000	15,911,000	---	46,000
<u>State Transportation Assistance Revolving - 0841</u>				
Transportation	1,350,000	273,372	---	1,076,628
<u>Criminal Justice Network and Technology Revolving - 0842</u>				
Public Safety	2,242,670	1,910,481	---	332,189
<u>Missouri Office of Prosecution Services Revolving - 0844</u>				
Executive	110,000	86,380	---	23,620
<u>Judiciary Education and Training - 0847</u>				
Judiciary	3,205,699	2,629,305	94,983	481,411

**STATE OF MISSOURI
SUMMARY OF APPROPRIATIONS BY FUND AND DEPARTMENT
SPECIAL REVENUE FUNDS
FOR THE APPROPRIATION YEAR 2002**

	Appropriations	Expenditures and Appropriated Transfers Out	Biennial Rollovers and Reappropriations to 2003	Lapse of Appropriations
<u>Missouri Supplemental Tax Increment Financing - 0848</u>				
Economic Development	3,915,590	522,972	3,296,983	95,635
<u>U.S. Department of Education/ Coordinating Board for Higher Education P.L. 105-33 Interest Account - 0851</u>				
Higher Education	2,700,420	821,111	---	1,879,309
<u>Domestic Relations Resolution - 0852</u>				
Judiciary	500,000	159,002	---	340,998
<u>Correctional Substance Abuse Earnings - 0853</u>				
Corrections	264,600	365	---	264,235
<u>Missouri Wine Marketing and Research Development - 0855</u>				
Agriculture	15,000	8,613	---	6,387
<u>Advantage Missouri Trust - 0856</u>				
Higher Education	2,185,000	1,542,340	---	642,660
<u>Missouri College Guarantee - 0858</u>				
Higher Education	10,385,000	10,384,955	---	45
<u>Early Childhood Development, Education and Care - 0859</u>				
Elementary and Secondary Education	29,780,263	28,355,972	---	1,424,291
Health	1,013,226	767,030	11,800	234,396
Social Services	19,456,429	15,407,842	4,048,586	1
<u>Controlled Substances Cleanup - 0875</u>				
Natural Resources	125,000	---	---	125,000
<u>Guaranty Agency Operating - 0880</u>				
Higher Education	16,798,552	13,212,863	270,383	3,315,306
<u>Federal Student Loan Reserve - 0881</u>				
Higher Education	70,000,000	51,719,517	---	18,280,483
<u>Premium - 0885</u>				
Social Services	1,000,000	302,333	---	697,667
<u>Missouri Alternative Fuel Vehicle Loan - 0886</u>				
Natural Resources	300,050	---	---	300,050

**STATE OF MISSOURI
SUMMARY OF APPROPRIATIONS BY FUND AND DEPARTMENT
SPECIAL REVENUE FUNDS
FOR THE APPROPRIATION YEAR 2002**

	<u>Appropriations</u>	<u>Expenditures and Appropriated Transfers Out</u>	<u>Biennial Rollovers and Reappropriations to 2003</u>	<u>Lapse of Appropriations</u>
<u>Missouri Public Broadcasting Corporation Special Fund - 0887</u>				
Office of Administration	432,838	398,211	---	34,627
<u>Fine Collections Center Interest Revolving - 0888</u>				
Judiciary	25,000	---	---	25,000
<u>Assistive Technology Loan Revolving - 0889</u>				
Labor and Industrial Relations	1,000,000	28,954	---	971,046
<u>Petroleum Violation Escrow Interest Subaccount - 0890</u>				
Natural Resources	320,856	201,045	27,346	92,465
<u>Blindness Educatino, Screening, and Treatment Program - 0892</u>				
Health	126,667	25,711	---	100,956
<u>Missouri Agricultural Products Marketing Development - 0897</u>				
Agriculture	270,000	---	---	270,000
<u>Dry-Cleaning Environmental Response Trust - 0898</u>				
Natural Resources	200	---	---	200
<u>Missouri National Guard Trust - 0900</u>				
Public Safety	4,515,535	3,254,253	---	1,261,282
<u>Agriculture Development - 0904</u>				
Agriculture	734,762	178,662	---	556,100
<u>Mined Land Reclamation - 0906</u>				
Executive	12,907	12,901	---	6
Natural Resources	1,781,832	386,241	10,322	1,385,269
<u>Babler State Park - 0911</u>				
Natural Resources	319,173	219,516	---	99,657
<u>School for the Blind Trust - 0920</u>				
Elementary and Secondary Education	1,650,000	1,103,993	---	546,007
<u>School for the Deaf Trust - 0922</u>				
Elementary and Secondary Education	25,000	11,500	---	13,500
<u>Governors' Council on Physical Fitness Institution Gift Trust - 0924</u>				
Office of Administration	350,000	---	---	350,000

**STATE OF MISSOURI
SUMMARY OF APPROPRIATIONS BY FUND AND DEPARTMENT
SPECIAL REVENUE FUNDS
FOR THE APPROPRIATION YEAR 2002**

	<u>Appropriations</u>	<u>Expenditures and Appropriated Transfers Out</u>	<u>Biennial Rollovers and Reappropriations to 2003</u>	<u>Lapse of Appropriations</u>
<u>Institution Gift Trust - 0925</u>				
Agriculture	80,624	6,355	50,624	23,645
<u>Mental Health Trust - 0926</u>				
Mental Health	9,494,707	7,542,073	7,185	1,945,449
<u>Secretary of State-Wolfner State Library - 0928</u>				
Executive	35,000	---	---	35,000
<u>Secretary of State Institution Gift Trust - 0929</u>				
Executive	284,922	212,153	---	72,769
<u>Special Employment Security - 0949</u>				
Economic Development	376,181	63,284	312,897	---
Labor and Industrial Relations	6,174,534	4,376,524	1,116,175	681,835
<u>Crippled Children's - 0950</u>				
Health	275,000	192,373	---	82,627
<u>State Fair Trust - 0951</u>				
Agriculture	10,000	2,150	---	7,850
<u>Aviation Trust - 0952</u>				
Transportation	10,052,231	7,621,434	---	2,430,797
Revenue	160,207	157,927	---	2,280
Subtotals	5,737,971,303	4,947,512,515	486,798,111	303,660,677
Appropriated Transfers Out	<u>1,685,895,385</u>	<u>1,476,495,410</u>	<u>4,318,216</u>	<u>205,081,759</u>
Totals	<u>\$ 7,423,866,688</u>	<u>\$ 6,424,007,925</u>	<u>\$ 491,116,327</u>	<u>\$ 508,742,436</u>

**STATE OF MISSOURI
SUMMARY OF APPROPRIATIONS BY FUND AND DEPARTMENT
DEBT SERVICE FUNDS
FOR THE APPROPRIATION YEAR 2002**

	Appropriations	Expenditures and Appropriated Transfers Out	Biennial Rollovers and Reappropriations to 2003	Lapse of Appropriations
<u>Water Pollution Control Bond and Interest - Series A 1991 - 0224</u>				
Office of Administration	\$ 1,050,600	\$ 1,050,600	\$ ---	\$ ---
<u>Water Pollution Control Bond and Interest - Series B 1992 - 0225</u>				
Office of Administration	4,797,933	4,797,933	---	---
<u>Water Pollution Control Bond and Interest - Series A 1992 - 0226</u>				
Office of Administration	2,597,530	2,597,530	---	---
<u>Water Pollution Control Bond and Interest - Series B & C 1991 - 0227</u>				
Office of Administration	4,119,678	4,119,678	---	---
<u>Water Pollution Control Bond and Interest - Series A 1993 - 0228</u>				
Office of Administration	2,090,310	2,090,310	---	---
<u>Water Pollution Control Bond and Interest - Series B 1993 - 0229</u>				
Office of Administration	8,978,360	8,978,360	---	---
<u>Third State Building Bond Interest and Sinking - Series A & B 1991 - 0232</u>				
Office of Administration	8,659,418	8,659,418	---	---
<u>Third State Building Bond Interest and Sinking - Series A 1992 - 0233</u>				
Office of Administration	27,471,045	27,471,045	---	---
<u>Third State Building Bond Interest and Sinking - Series A 1993 - 0234</u>				
Office of Administration	14,417,850	14,417,850	---	---
<u>Water Pollution Control Bond and Interest - Series A 1995 - 0235</u>				
Office of Administration	2,291,084	2,291,084	---	---
<u>Water Pollution Control Bond and Interest - Series A 1996 - 0236</u>				
Office of Administration	2,664,060	2,664,060	---	---
<u>Water Pollution Control Bond and Interest - Series A 1998 - 0237</u>				
Office of Administration	2,494,457	2,494,456	---	1
<u>Water Pollution Control Bond and Interest - Series A 1998 - 0238</u>				
Office of Administration	1,506,282	1,506,281	---	1

**STATE OF MISSOURI
SUMMARY OF APPROPRIATIONS BY FUND AND DEPARTMENT
DEBT SERVICE FUNDS
FOR THE APPROPRIATION YEAR 2002**

	<u>Appropriations</u>	<u>Expenditures and Appropriated Transfers Out</u>	<u>Biennial Rollovers and Reappropriations to 2003</u>	<u>Lapse of Appropriations</u>
<u>Fourth State Building Bond and Interest - Series A 1995 - 0240</u>				
Office of Administration	5,735,320	5,735,320	---	---
<u>Fourth State Building Bond and Interest - Series A 1996 - 0241</u>				
Office of Administration	9,511,413	9,511,413	---	---
<u>Fourth State Building Bond and Interest - Series A 1998 - 0242</u>				
Office of Administration	3,563,038	3,563,038	---	---
<u>Stormwater Control Bond and Interest - Series A 1999 - 0243</u>				
Office of Administration	1,506,282	1,506,281	---	1
<u>Water Pollution Control Bond and Interest - Series A 2001 - 0244</u>				
Office of Administration	1,700,000	1,447,762	---	252,238
<u>Stormwater Control Bond and Interest - Series A 2001 - 0245</u>				
Office of Administration	860,000	723,820	---	136,180
Subtotals	106,014,660	105,626,239	---	388,421
Appropriated Transfers Out	<u>78,650</u>	<u>78,612</u>	<u>---</u>	<u>38</u>
Totals	<u>\$ 106,093,310</u>	<u>\$ 105,704,851</u>	<u>\$ ---</u>	<u>\$ 388,459</u>

STATE OF MISSOURI
SUMMARY OF APPROPRIATIONS BY FUND AND DEPARTMENT
CAPITAL PROJECTS FUNDS
FOR THE APPROPRIATION YEAR 2002

	Appropriations	Expenditures and Appropriated Transfers Out	Biennial Rollovers and Reappropriations to 2003	Lapse of Appropriations
<u>Water Pollution Control - Series A 2002 - 37E - 0300</u>				
Office of Administration	\$ 150,000	\$ ---	\$ ---	\$ 150,000
<u>Water Pollution Control - Series A 2002 - 37G - 0301</u>				
Office of Administration	150,000	---	---	150,000
<u>Veterans' Homes Capital Improvement Trust - 0304</u>				
Public Safety	44,996,272	24,378,664	20,220,558	397,050
<u>State Road - 0320</u>				
Transportation	1,231,177,431	1,207,158,267	---	24,019,164
<u>State Road Series A 2000 - 0321</u>				
Transportation	250,000,000	1,531,826	---	248,468,174
<u>State Road Series A 2001 - 0322</u>				
Transportation	415,000,000	207,240,144	---	207,759,856
<u>Water Pollution Control - Series A 1996 - 37C - 0353</u>				
Natural Resources	17,142	17,142	---	---
<u>Water Pollution Control - Series A 1998 - 0355</u>				
Natural Resources	15,696,047	1,647,228	14,048,817	2
<u>Water Pollution Control - Series A 1998 - 0356</u>				
Natural Resources	15,591,372	2,856,800	12,734,571	1
<u>Fourth State Building - Series A 1998 - 0382</u>				
Higher Education	19,855	---	19,855	---
Social Services	4,992,329	12,030	4,980,299	---
Corrections	9,831,563	4,237,184	5,594,379	---
<u>Stormwater Control - Series A 1998 - 0383</u>				
Natural Resources	57,603,479	10,980,822	46,622,657	---
<u>Water Pollution Control - Series A 1999 - 0384</u>				
Natural Resources	10,000,000	5,595,902	4,404,098	---
Subtotals	2,055,225,490	1,465,656,009	108,625,234	480,944,247
Appropriated Transfers Out	77,463,298	17,126,470	60,266,232	70,596
Totals	<u>\$ 2,132,688,788</u>	<u>\$ 1,482,782,479</u>	<u>\$ 168,891,466</u>	<u>\$ 481,014,843</u>

**STATE OF MISSOURI
SUMMARY OF APPROPRIATIONS BY FUND AND DEPARTMENT
PERMANENT FUNDS
FOR THE APPROPRIATION YEAR 2002**

	Appropriations	Expenditures and Appropriated Transfers Out	Biennial Rollovers and Reappropriations to 2003	Lapse of Appropriations
<u>Confederate Memorial Park - 0812</u>				
Natural Resources	\$ 165	\$ ---	\$ ---	\$ 165
<u>State Public School - 0817</u>				
Elementary and Secondary Education	21,300,000	21,242,472	---	57,528
<u>Champ W. Smith & Mary C. Smith Memorial Endowment Trust - 0873</u>				
Health	35,000	26,432	---	8,568
Subtotals	21,335,165	21,268,904	---	66,261
Appropriated Transfers Out	219	219	---	---
Totals	\$ 21,335,384	\$ 21,269,123	\$ ---	\$ 66,261

**STATE OF MISSOURI
SUMMARY OF APPROPRIATIONS BY FUND AND DEPARTMENT
ENTERPRISE FUNDS
FOR THE APPROPRIATION YEAR 2002**

	Appropriations	Expenditures and Appropriated Transfers Out	Biennial Rollovers and Reappropriations to 2003	Lapse of Appropriations
<u>Federal Surplus Property - 0407</u>				
Office of Administration	\$ 2,581,354	\$ 2,123,327	\$ 57,500	\$ 400,527
<u>Single-Purpose Animal Facilities Loan Program - 0408</u>				
Agriculture	81,199	64,236	---	16,963
<u>Single-Purpose Animal Facilities Loan Guarantee - 0409</u>				
Agriculture	4,067,000	---	4,067,000	---
<u>State Fair Fees - 0410</u>				
Agriculture	4,194,566	3,384,193	---	810,373
<u>Agricultural Product Utilization and Business Development Guarantee - 0411</u>				
Agriculture	1,000,000	---	1,000,000	---
<u>Agricultural Product Utilization Grant - 0413</u>				
Agriculture	28,175	26,289	1,886	---
<u>State Parks Earnings - 0415</u>				
Natural Resources	12,207,552	6,257,715	3,919,135	2,030,702
<u>Natural Resources Revolving Services - 0425</u>				
Natural Resources	2,692,253	843,530	529	1,848,194
<u>Historic Preservation Revolving - 0430</u>				
Natural Resources	2,055,669	91,998	1,000,000	963,671
<u>Missouri Veterans' Homes - 0460</u>				
Public Safety	34,783,904	33,386,579	14,125	1,383,200
<u>Petroleum Storage Tank Insurance - 0585</u>				
Executive	21,930	21,930	---	---
Natural Resources	31,578,050	20,547,990	2,042,186	8,987,874
Revenue	38,587	22,885	---	15,702
<u>Department of Revenue Information - 0619</u>				
Revenue	973,064	892,077	43,700	37,287
<u>State Environmental Improvement Authority - 0654</u>				
Natural Resources	1	---	---	1
<u>Lottery Enterprise - 0657</u>				
Executive	48,383	48,202	---	181
Revenue	128,485,698	119,566,986	439,512	8,479,200
Subtotals	224,837,385	187,277,937	12,585,573	24,973,875
Appropriated Transfers Out	176,461,206	174,404,248	7,597	2,049,361
Totals	\$ 401,298,591	\$ 361,682,185	\$ 12,593,170	\$ 27,023,236

**STATE OF MISSOURI
SUMMARY OF APPROPRIATIONS BY FUND AND DEPARTMENT
INTERNAL SERVICE FUNDS
FOR THE APPROPRIATION YEAR 2002**

	Appropriations	Expenditures and Appropriated Transfers Out	Biennial Rollovers and Reappropriations to 2002	Lapse of Appropriations
<u>Mental Health Interagency</u>				
<u>Payments - 0109</u>				
Mental Health	\$ 9,671,822	\$ 8,377,281	\$ ---	\$ 1,294,541
<u>Natural Resources Cost</u>				
<u>Allocation - 0500</u>				
Natural Resources	8,457,181	8,115,979	40,407	300,795
<u>State Facility Maintenance and</u>				
<u>Operation - 0501</u>				
Office of Administration	19,686,515	19,090,679	278,979	316,857
Natural Resources	368,067	314,546	---	53,521
<u>Office of Administration Revolving</u>				
<u>Administrative Trust - 0505</u>				
Office of Administration	119,029,151	78,851,499	16,018,179	24,159,473
Public Safety	3,032,523	822,238	2,210,283	2
<u>Working Capital Revolving - 0510</u>				
Corrections	38,614,615	21,440,673	220,478	16,953,464
<u>Central Check Mailing Service</u>				
<u>Revolving - 0515</u>				
Executive	225,000	167,929	---	57,071
<u>House of Representatives</u>				
<u>Revolving - 0520</u>				
Legislature	45,000	23,493	---	21,507
<u>Supreme Court Publications</u>				
<u>Revolving - 0525</u>				
Judiciary	80,000	79,980	---	20
<u>Adjutant General Revolving - 0530</u>				
Public Safety	60,000	48,577	---	11,423
<u>Senate Revolving - 0535</u>				
Legislature	40,000	---	---	40,000
<u>Inmate Revolving - 0540</u>				
Corrections	4,212,912	3,815,768	---	397,144
<u>Social Services Administrative</u>				
<u>Trust - 0545</u>				
Social Services	10,429,332	5,430,036	---	4,999,296
<u>Economic Development</u>				
<u>Administrative - 0547</u>				
Economic Development	6,265,204	1,163,774	---	5,101,430
<u>Professional Registration</u>				
<u>Fees - 0689</u>				
Economic Development	5,040,876	4,424,119	11,990	604,767
Subtotals	225,258,198	152,166,571	18,780,316	54,311,311
Appropriated Transfers Out	18,092,599	16,796,054	96,003	1,200,542
Totals	\$ 243,350,797	\$ 168,962,625	\$ 18,876,319	\$ 55,511,853

**STATE OF MISSOURI
SUMMARY OF APPROPRIATIONS BY FUND AND DEPARTMENT
AGENCY AND TRUST FUNDS
FOR THE APPROPRIATION YEAR 2002**

	Appropriations	Expenditures and Appropriated Transfers Out	Biennial Rollovers and Reappropriations to 2003	Lapse of Appropriations
<u>AGENCY</u>				
<u>State Retirement</u>				
<u>Contributions - 0701</u>				
Office of Administration	\$ 215,197,000	\$ 209,258,043	\$ ---	\$ 5,938,957
<u>Social Security Contributions -</u>				
<u>(O.A.S.D.I./Medicare) - 0702</u>				
Office of Administration	139,780,000	139,173,077	---	606,923
<u>Missouri State Employees' Deferred</u>				
<u>Compensation Incentive Plan</u>				
<u>Administration - 0706</u>				
Office of Administration	12,300,000	11,751,417	---	548,583
<u>Proceeds of Surplus Property</u>				
<u>Sales - 0710</u>				
Office of Administration	1,396,100	1,395,109	---	991
<u>Debt Offset Escrow - 0753</u>				
Judiciary	800,000	412,607	---	387,393
Higher Education	2,032,500	800,138	---	1,232,362
Health	50,000	10,671	---	39,329
Labor and Industrial Relations	2,425,000	1,952,017	---	472,983
Mental Health	100,000	85,838	---	14,162
Revenue	395,000	313,158	---	81,842
Social Services	4,000,000	965,931	---	3,034,069
<u>Agriculture Bond Trustee - 0756</u>				
Agriculture	135,000	60,782	---	74,218
<u>Proprietary School Bond - 0760</u>				
Higher Education	100,000	---	---	100,000
<u>Missouri Consolidated Health</u>				
<u>Care Plan Benefit - 0765</u>				
Office of Administration	224,500,000	224,018,704	---	481,296
<u>Missouri State Employees' Voluntary</u>				
<u>Life Insurance - 0910</u>				
Office of Administration	865,000	858,012	---	6,988
Subtotals	604,075,600	591,055,504	---	13,020,096

STATE OF MISSOURI
SUMMARY OF APPROPRIATIONS BY FUND AND DEPARTMENT
AGENCY AND TRUST FUNDS
FOR THE APPROPRIATION YEAR 2002

	Appropriations	Expenditures and Appropriated Transfers Out	Biennial Rollovers and Reappropriations to 2003	Lapse of Appropriations
<u>PRIVATE PURPOSE TRUST</u>				
<u>Escheats - 0862</u>				
Office of Administration	450,000	430,693	---	19,307
<u>Abandoned Fund Account - 0863</u>				
Executive	15,370,701	14,460,426	---	910,275
<u>State Seminary - 0872</u>				
Higher Education	1,500,000	1,153,651	---	346,349
<u>Alternative Care Trust - 0905</u>				
Social Services	11,667,000	10,341,417	---	1,325,583
Subtotals	28,987,701	26,386,187	---	2,601,514
Appropriated Transfers Out	32,195,244	22,999,292	---	9,195,952
Totals	\$ 665,258,545	\$ 640,440,983	\$ ---	\$ 24,817,562

**STATE OF MISSOURI
SUMMARY OF APPROPRIATION ACTIVITY
GENERAL FUND - GENERAL REVENUE FUNDS
FOR THE APPROPRIATION YEAR 2002**

	H.B. No.	Appr. No.	Appropriations	Expenditures and Transfers Out	Biennial Rollovers and Reappropriations to 2003	Lapse of Appropriations
<u>LEGISLATURE</u>						
<u>Senate</u>						
SENATORS' SALARIES	12.400	0003	\$ 1,071,448	\$ 1,044,867	\$ ---	\$ 26,581
SENATORS' MILEAGE	12.400	0004	56,435	53,866	---	2,569
SENATORS' PER DIEM	12.400	0005	226,100	183,640	---	42,460
JOINT COMMITTEE GAMING	12.400	0528	51,820	42,635	---	9,185
JOINT CONTINGENT EXPENSE	12.400	1049	63,558	59,784	---	3,774
JOINT CONTINGENT EXPENSE	12.400	1052	374,132	265,027	---	109,105
JOINT COMM ON ADMIN RULE	12.400	4189	119,707	88,308	---	31,399
JOINT COMM RETIREMENT SYS	12.400	4190	213,987	151,360	---	62,627
JOINT COMM CI	12.400	4191	118,964	110,341	---	8,623
SENATE CONTINGENT EXP	12.400	9801	10,010,954	8,418,901	---	1,592,053
<u>House of Representatives</u>						
REPS EXP VOUCHERS	12.405	1532	1,956,000	1,365,843	---	590,157
LEADERSHIP AIDES & SECRET	12.405	1533	5,502,364	5,011,449	---	490,915
HOUSE RESEARCH STAFF	12.405	1535	974,189	823,028	---	151,161
COMMITTEE OPERATIONS/MEMB	12.405	1536	380,298	294,411	---	85,887
HOUSE STAFF	17.220	2735	1,000,000	---	1,000,000	---
HOUSE STAFF	12.405	4022	5,419,738	4,358,549	---	1,061,189
HOUSE APPROPS STAFF	12.405	4071	455,357	356,932	---	98,425
REPRESENTATIVES SALARIES	12.405	4257	5,117,283	5,056,534	---	60,749
REPRESENTATIVES MILEAGE	12.405	4258	342,660	272,793	---	69,867
REPRESENTATIVES PER DIEM	12.405	4259	1,083,950	874,996	---	208,954
<u>Missouri Commisson on Interstate Cooperation</u>						
INTERSTATE ORG DUES	12.410	0012	284,403	283,579	---	824
<u>Committee on Legislative Research</u>						
COMM ON LEG RESEARCH	12.415	0013	1,529,430	1,220,722	---	308,708
LEG RES PUBLISH STATUTES	12.420	0014	373,644	162,263	---	211,381
<u>Committee on Legislative Research - Oversight Division</u>						
LEG RESEARCH OVERSIGHT	12.425	3084	909,662	716,574	---	193,088

Interim Committees

JOINT COMM CORRECTIONS	12.430	2805	15,000	2,332	---	12,668
------------------------	--------	------	--------	-------	-----	--------

JUDICIARY

MANAGED BY FM	13.015	1059	1,403,318	701,660	701,658	---
WESTERN APPELLATE BLDG	16.390	2839	133,517	3,945	129,572	---
JURY COSTS	12.256	5010	268,000	264,760	---	3,240

Judicial Proceedings & Review

JUD PROCEED & REVIEW PS	12.200	0030	2,536,482	2,506,856	---	29,626
JUD PROCEED & REVIEW E&E	12.200	0033	982,036	982,032	---	4
SUP COURT JUDGES SALARIES	12.200	0907	863,500	860,083	---	3,417
NATL CENTER STATE COURTS	12.205	8011	129,039	129,039	---	---

Office of State Court Administrator

STATE COURTS ADMIN E&E	12.210	0039	1,019,699	749,584	---	270,115
STATE COURTS ADMIN PS	12.210	0524	3,400,135	3,348,197	---	51,938
COURT AUTOMATION PS	12.220	0526	3,143,287	3,056,151	---	87,136
COURT AUTO SPEEDUP PS	12.220	1057	67,842	65,502	---	2,340
COURT AUTO SPEEDUP E&E	12.220	1058	2,048,000	1,763,499	---	284,501
PERMANENCY PLANNING	12.224	4003	134,500	87,368	---	47,132
COURT AUTOMATION E&E	12.220	4185	5,493,193	4,840,567	---	652,626

Court of Appeals

APPEALS WEST DIST PS	12.230	0041	1,682,658	1,681,718	---	940
APPEALS WEST DIST E&E	12.230	0044	484,933	484,932	---	1
APPEALS EAST DIST PS	12.235	0046	2,320,506	2,285,296	---	35,210
APPEALS EAST DIST E&E	12.235	0050	561,094	561,090	---	4
APPEALS SOUTH DIST PS	12.240	0052	1,059,570	1,018,614	---	40,956
APPEALS-SOUTH DIST E&E	12.240	0054	486,055	486,007	---	48
JUDGES SALARIES WEST DIST	12.230	0847	1,265,000	1,264,999	---	1
JUDGES SALARIES EAST DIST	12.235	0848	1,610,000	1,594,347	---	15,653
JUDGES SALARIES SOUTH PS	12.240	0849	805,000	805,000	---	---

Circuit Courts

JUDGES SALARIES CIRCUIT	12.245	0853	14,904,000	14,863,259	---	40,741
ASSOC JUDGES SALARIES	12.245	0856	21,024,000	20,609,633	---	414,367
CIRCUIT CRTS PS-E&E FLEX	12.245	2279	1,200,000	1,130,393	---	69,607
CIRCUIT COURT ADMIN E&E	12.250	2281	99,000	94,977	---	4,023
CIRCUIT PERSONNEL PS	12.245	3354	70,933,885	69,729,961	---	1,203,924
CIRCUIT PERSONNEL E&E	12.245	5274	1,287,329	1,076,279	---	211,050
REPORTERS' FEES	12.255	5276	226,000	123,823	---	102,177
CIRCUIT COURT ADMIN PS	12.250	8012	1,000	---	---	1,000

**STATE OF MISSOURI
SUMMARY OF APPROPRIATION ACTIVITY
GENERAL FUND - GENERAL REVENUE FUNDS
FOR THE APPROPRIATION YEAR 2002**

	H.B. No.	Appr. No.	Appropriations	Expenditures and Transfers Out	Biennial Rollovers and Reappropriations to 2003	Lapse of Appropriations
<u>Other Programs</u>						
RETIR DISCPL & REMOVE PS	12.260	2204	167,594	145,917	---	21,677
RETIR. DISCPL & REMOV E&E	12.260	2205	65,011	33,576	---	31,435
APPELLATE JUDICIAL COMM	12.265	4211	11,960	4,785	---	7,175
SENIOR JUDGE COMPENSATION	12.270	9493	643,673	643,061	---	612
<u>Public Defender System</u>						
PUBLIC DEFENDER SVS PS	12.300	0911	22,024,481	21,115,337	---	909,144
PUBLIC DEFENDER SVS E&E	12.300	0912	5,724,591	5,349,146	---	375,445

<u>Extraordinary</u>						
EXTRAORDINARY EXP/CONFLCT	12.300	8727	2,059,850	2,039,248	---	20,602
<u>EXECUTIVE</u>						
<u>Governor's Office - Administration</u>						
SPECIAL AUDITS	12.020	2749	100,000	58,125	---	41,875
GOVERNOR'S OFFICE	12.005	5600	2,006,381	1,617,675	---	388,706
ASSOCIATION DUES	12.015	6262	144,750	144,650	---	100
<u>Mansion Operating</u>						
MANSION OPERATING EXP	12.005	5599	197,494	140,767	---	56,727
<u>National Guard Emergency Duty</u>						
NATIONAL GUARD EMERGENCY	12.010	0064	55,543	51,520	---	4,023
<u>Mansion Preservation Commission</u>						
MANSION PRESERV ADV COMN	12.025	0068	6,000	---	---	6,000
<u>Government Emergency Fund Committee</u>						
GOVT EMERGENCY FUND COMM	12.030	0069	1	---	---	1
<u>Lieutenant Governor</u>						
LIEUTENANT GOVERNOR OFF	12.035	0072	419,577	349,643	---	69,934
<u>Secretary of State</u>						
REFUNDS	12.050	0080	100,000	62,027	---	37,973
MANAGED BY FM	13.015	1059	372,048	184,057	187,991	---

Elections

ELECTIONS PUBLIC NOTICE	12.060	0079	100,000	---	---	100,000
ABSENTEE BALLOTS	12.055	2041	120,000	6,140	---	113,860

Record Services

GRANT MATCH E&E	12.040	5170	107,754	61,424	---	46,330
-----------------	--------	------	---------	--------	-----	--------

Library Services

SEC OF STATE PS	12.040	0073	7,449,068	7,213,617	---	235,451
SEC OF STATE E&E	12.040	0077	3,656,781	3,134,251	---	522,530
REAL	12.085	1048	3,325,000	2,424,848	---	900,152
MO ST LIB AUTOMATN COSTS	17.216	3319	966,191	297,325	668,866	---
STATE AID PUBLIC LIBRARY	12.080	4196	3,770,657	3,770,656	---	1
LIFT LITERACY PROGRAM	12.090	4198	69,450	56,949	---	12,501

State Auditor

STATE AUDITOR PS	12.105	0084	4,715,833	4,574,336	---	141,497
STATE AUDITOR E&E	12.105	0087	1,005,242	806,272	---	198,970
AUDIT PROCUREMENT PRGM	12.105	0846	501,620	467,122	---	34,498
AUDITOR	13.110	3192	123,272	55,072	68,200	---
AUDITOR PS/E&E FLEX	12.105	5061	1,035,768	1,004,611	---	31,157

State Treasurer

DUPLICATE CHECKS	12.115	0093	1,049,000	1,048,460	---	540
IMPLEMENT SB544	12.110	0746	3,000	3,000	---	---
OUTLAWED CHECK	12.140	1322	15,000	13,190	---	1,810
TREASURER	13.115	3193	6,076	2,155	3,921	---
STATE TREASURER PS	12.110	4007	1,264,316	1,134,234	---	130,082
STATE TREASURER E&E	12.110	4331	494,050	413,898	---	80,152
TREASURER PS/E&E FLEX	12.110	5063	251,195	236,123	---	15,072
LINKED DEPOSIT REFUNDS	12.135	8364	4,000	689	---	3,311

Attorney General

ATTORNEY GENERAL PS	12.160	0095	10,479,184	10,019,614	---	459,570
MEDICAID FRAUD UNIT E&E	12.175	1678	149,113	110,294	---	38,819
ATTORNEY GENERAL E&E	17.218	2727	92,247	28,783	63,464	---
ATTORNEY GENERAL	13.105	3184	554,533	277,109	277,424	---
MEDICAID FRAUD UNIT PS	12.175	3336	193,924	77,987	---	115,937
ADA EXPENSES PS	12.170	4023	57,077	50,589	---	6,488
ADA EXPENSES E&E	12.170	4024	31,360	1,994	---	29,366
ATTORNEY GENERAL E&E	12.160	7586	2,518,128	2,453,157	---	64,971
NATIONAL ASSOCIATION DUES	12.185	7998	39,962	39,962	---	---
ATTORNEY GENERAL E&E (Fund 0603)	12.160	2218	187,000	187,000	---	---

**STATE OF MISSOURI
SUMMARY OF APPROPRIATION ACTIVITY
GENERAL FUND - GENERAL REVENUE FUNDS
FOR THE APPROPRIATION YEAR 2002**

	H.B. No.	Appr. No.	Appropriations	Expenditures and Transfers Out	Biennial Rollovers and Reappropriations to 2003	Lapse of Appropriations
ATTORNEY GENERAL PS (Fund 0666)	12.160	2215	324,418	225,084	---	99,334
ATTORNEY GENERAL (Fund 0666)	13.105	2825	18,998	9,499	9,499	---
ATTORNEY GENERAL E&E (Fund 0666)	12.160	3003	254,400	28,819	---	225,581
<u>OFFICE OF ADMINISTRATION</u>						
DIGITAL PUBLIC TV	16.378	2847	500,000	---	500,000	---
FARMER'S ELECTRIC CASE	15.217	5861	1,791,370	1,791,370	---	---
<u>Commissioner's Office</u>						
COMMISSIONER'S OFFICE PS	05.005	0123	1,279,029	1,240,846	---	38,183
COMMISSIONER'S OFFICE E&E	05.005	2139	383,239	299,699	---	83,540
<u>Division of Accounting</u>						
REFUND TAXES W/H IN ERROR	05.310	0037	36,000	20,037	---	15,963
COMPACT FOR EDUCATION	05.360	0143	78,800	75,500	---	3,300
DIV OF ACCOUNTING PS	05.010	0154	2,685,447	2,405,022	---	280,425
DIV OF ACCOUNTING E&E	05.010	0157	423,980	284,271	---	139,709
MOHEFA COLL SAVINGS BOND	05.340	1336	10,000	8,278	---	1,722
AUDIT RECOVERY DISTRIBUTN	05.465	2007	100,000	73,457	---	26,543
UNEMPLOYMENT BENEFITS	05.295	2238	2,263,500	2,262,923	---	577
LEWIS AND CLARK 2004	17.032	2514	782	---	782	---
NEW JOBS TRAINING CERTIF	05.345	2832	1	---	---	1
CASH MGMT IMPROVEMENT ACT	05.350	2833	1,883,460	1,779,553	---	103,907
GASB 34	05.010	3045	256,500	67	179,483	76,950
HR CONTINGENCY	05.517	3062	40,001	---	---	40,001
DEFERRED COMP ADMIN	05.275	3175	2,872	640	---	2,232
COSTS IN CRIMINAL CASES	05.405	3444	30,680,000	30,679,996	---	4
PUBLIC TELEVISION GRANTS	05.435	4173	93,315	85,850	---	7,465
GASB DUES	05.385	6243	26,100	25,289	---	811
JUVENILE PERSONNEL	05.355	9182	9,500,000	9,061,613	---	438,387
PROSECUTIONS/CAP CASE	05.400	9183	44,000	22,325	---	21,675
CAFETERIA PLAN	05.505	9301	200,000	---	---	200,000
BARTLE HALL	05.365	9352	2,000,000	1,666,667	---	333,333
TRANSWORLD	05.375	9353	12,000,000	12,000,000	---	---
JACKSON CO	05.370	9382	3,000,000	3,000,000	---	---
TEACHER RETIREMENT CONTR	05.270	9851	2,500,000	2,303,258	---	196,742

CLARENCE CANNON PAYMENT (Fund 0174)	05.335	3153	600,000	599,381	---	619
TRANSACTION COSTS (Fund 0686)	05.460	2884	720,430	230,990	---	489,440
SPECIAL ELECTION COSTS (Fund 0686)	05.460	5610	513,510	509,018	---	4,492
<u>Division of Budget and Planning</u>						
CENSUS 2000 PS	05.020	0124	158,157	118,862	---	39,295
DIV OF B&P E&E	05.015	2140	214,113	142,251	---	71,862
CENSUS 2000 E&E	05.020	2144	132,120	75,078	---	57,042
TAX EXPENDITURE BUDGET	05.025	2815	16,500	15,000	---	1,500
DIV OF B&P PS	05.015	3434	1,632,343	1,508,497	---	123,846
<u>Division of Information Services</u>						
DIV OF INFO SERVICES PS	05.030	0164	3,414,478	2,916,930	---	497,548
DIV OF INFO SERVICES E&E	05.030	0168	6,154,181	5,048,790	---	1,105,391
INFO SERVICES PS/E&E FLEX	05.030	2835	125,000	---	---	125,000
SAM II	05.030	3012	1,065,811	701,645	---	364,166
INFO SERVICES SAM II	17.022	3223	2,916,917	2,339,402	577,515	---
BP IMPLEMENT OF SAM II	17.018	3352	378,783	240,936	137,847	---
BP PLAN IMPLEMENT SAM II	17.020	4415	774,370	656,870	117,500	---
<u>Division of Design and Construction</u>						
DIV OF D&C PS	05.045	0171	1,987,330	1,514,939	---	472,391
DIV OF D&C E&E	05.045	0174	304,246	130,768	---	173,478
STATEWIDE EMERGENCY REQ	16.096	0263	41,338	---	41,338	---
STATEWIDE HAZARDOUS MAT	16.098	0275	30,885	4,318	26,567	---
STATEWIDE UNPROGRAM REQ	16.100	0278	24,572	8,561	16,011	---
STATEWIDE ROOF MGMT SYS	16.102	0283	363,909	769	363,140	---
STATEWIDE PAV MNGT SYS	16.104	0285	129,868	24,407	105,461	---
TRUMAN COURT HOUSE	16.376	2838	1,000,000	---	1,000,000	---
BOTANICAL GARDEN ADM BLDG	16.382	2846	350,000	---	350,000	---
DC NORTH RIVER OVERLOOK	19.010	4877	500,000	274,116	225,884	---
OA FOR JCCC REDEVELOPMENT	19.015	4878	200,000	144,090	55,910	---
LEWIS AND CLARK MONUMENT	19.011	5078	150,000	150,000	---	---
STATEWIDE EMERGENCY REQ (Fund 0124)	16.096	0266	22,308	---	22,308	---
STATEWIDE HAZARDOUS MAT (Fund 0124)	16.098	0277	177,538	30,477	147,061	---
STATEWIDE UNPROGRAM REQ (Fund 0124)	16.100	0279	125,842	20,425	105,417	---
STATEWIDE ROOF MGMT SYS (Fund 0124)	16.102	0284	356,017	11,343	344,674	---
STATEWIDE PAV MNGT SYS (Fund 0124)	16.104	0287	80,737	15,290	65,447	---
STATEWIDE MTN REPAIR (Fund 0124)	16.106	0288	600,018	217,233	382,785	---
ANNUAL MTN REPAIR PROG (Fund 0124)	16.118	0296	112,513	82,377	30,136	---
REPLACE ELECTRICAL WIRIN (Fund 0124)	16.278	0336	222,690	98,077	124,613	---
DC STATEWIDE EMERGENCY (Fund 0124)	18.025	4677	799,736	9,406	790,330	---
DC STATEWIDE HAZ MATERIAL (Fund 0124)	18.030	4679	999,686	22,472	977,214	---
DC STATEWIDE UNPROGRMED (Fund 0124)	18.035	4680	1,026,821	98,871	927,950	---

**STATE OF MISSOURI
SUMMARY OF APPROPRIATION ACTIVITY
GENERAL FUND - GENERAL REVENUE FUNDS
FOR THE APPROPRIATION YEAR 2002**

	H.B. No.	Appr. No.	Appropriations	Expenditures and Transfers Out	Biennial Rollovers and Reappropriations to 2003	Lapse of Appropriations
DC STATEWIDE ROOF (Fund 0124)	18.040	4684	999,736	---	999,736	---
DC STATEWIDE PAVING (Fund 0124)	18.045	4685	299,736	---	299,736	---
DC STATEWIDE ASSESSMENT (Fund 0124)	18.050	4686	1,499,736	323,998	1,175,738	---
DC STATEWIDE M&R (Fund 0124)	18.050	4687	5,199,868	---	5,199,868	---
CAPITOL RESTORATION (Fund 0124)	18.055	4693	5,642,615	74,028	5,568,587	---
GOV MANSION ANNUAL M&R (Fund 0124)	18.055	4694	150,000	---	150,000	---
GOV MANSION RENOVATION (Fund 0124)	18.055	4695	1,542,174	5,995	1,536,179	---
<u>Division of Facilities Management</u>						
PRINCE HALL & MED CTR PS	05.170	0016	39,906	33,759	---	6,147
RENO OFFC EO HR INAUG EXP	16.120	0375	295,223	45,407	249,816	---
DES SDC PRNT SHP ACQ LAND	16.126	0379	1,084,727	---	1,084,727	---
DES RENO CAP STDY LEG OFC	16.124	0983	5,222,472	3,056,499	2,165,973	---
DES LAND ACQ OF BLD COLE	16.108	0984	2,420,617	1,098,130	1,322,487	---
DES IMPRV CAP COMPX	16.112	1041	78,404	37,214	41,190	---
MANAGED BY FM	13.015	1059	749,745	272,380	477,365	---
RENOV REPLACMTS CAP BLDG	16.122	1206	493,981	---	493,981	---
ARBITRAGE REBATE	05.140	1328	25,000	---	---	25,000
IMPRV CAP TSOB WSOB ECC	16.122	1478	597,114	426,122	170,992	---
BOND ISSUANCE COSTS	05.130	1906	100,000	---	---	100,000
PRINCE HALL & MED CTR E&E	05.170	2159	47,118	45,411	---	1,707
CONTINGENCY SHORTFALLS	13.130	3136	115,000	---	115,000	---
VARS PROJS CAPITAL COMPX	16.114	3771	473,370	17,976	455,394	---
DEBT SERVICE	05.130	8002	33,197,740	21,529,094	---	11,668,646
REFUNDING	05.135	9844	1	---	---	1
OPERATIONAL M&R (Fund 0124)	05.150	3387	246,672	218,966	---	27,706
<u>Division of General Services</u>						
WORKERS' COMP & SIF TAX	05.190	3437	1,525,000	1,521,731	---	3,269
DIV OF GENERAL SERVS PS	05.175	4537	1,570,639	1,207,745	---	362,894
DIV OF GENERAL SERVS E&E	05.175	4539	367,611	146,120	---	221,491
WORKERS' COMPENSATION	05.180	4541	18,000,000	17,847,427	---	152,573
RPC DISTRIBUTIONS	05.420	9184	580,000	434,100	---	145,900
LEGAL EXPENSE FUND (Fund 0692)	05.200	5605	4,757,435	3,369,380	---	1,388,055

Division of Personnel

DIV PERSONNEL PS	05.060	0187	3,328,247	3,076,085	---	252,162
DIV PERSONNEL E&E	05.060	0189	444,781	306,134	---	138,647

Division of Purchasing and Materials**Management**

DIV OF PURCHASING PS	05.085	0190	1,742,865	1,498,946	---	243,919
DIV OF PURCHASING E&E	05.085	0193	364,729	188,501	---	176,228

Administrative Hearing Commission

ADMIN HEARING COMM PS	05.215	7635	772,822	719,276	---	53,546
ADMIN HEARING COMM E&E	05.215	7636	138,717	71,623	---	67,094

Missouri Ethics Commission

MO ETHICS COMM E&E	05.235	0127	625,662	374,286	---	251,376
MO ETHICS COMM PS	05.235	0827	844,362	769,706	---	74,656
LOBBYIST LAW ENFORCEMENT	05.235	2830	5,000	---	---	5,000
MO ETHICS COMMISSION E&E	17.030	3224	30,000	---	30,000	---
ETHICS COMMISSION	13.035	3271	195,670	49,704	145,966	---

Office of Information Technology

ARBITRAGE REBATE	01.020	0835	2,001	558	---	1,443
ESCROW & RELATED EXPENSES	01.010	1323	80,000	3,223	---	76,777
INFO TECHNOLOGY PS	05.240	3002	194,496	128,280	---	66,216
ADMINISTRATION PS	01.010	4159	41,880	35,382	---	6,498
ADMINISTRATION E&E	01.010	4160	2,789	1,525	---	1,264
ADVANCE REFUND OF BONDS	01.030	9858	1	---	---	1

DEPARTMENT OF AGRICULTURE

STATEWIDE EMERGENCY REQ	16.096	0263	12	---	12	---
STATEWIDE HAZARDOUS MAT	16.098	0275	12	---	12	---
STATEWIDE UNPROGRAM REQ	16.100	0278	354	---	354	---
STATEWIDE ROOF MGMT SYS	16.102	0283	12	---	12	---
STATEWIDE PAV MNGT SYS	16.104	0285	12	---	12	---
MANAGED BY FM	13.015	1059	597,180	298,590	298,590	---
AGRICULTURE LEASING	13.040	1473	42,918	15,774	27,144	---
STATEWIDE EMERGENCY REQ (Fund 0124)	16.096	0266	12	---	12	---
STATEWIDE HAZARDOUS MAT (Fund 0124)	16.098	0277	9,963	1,385	8,578	---
STATEWIDE UNPROGRAM REQ (Fund 0124)	16.100	0279	951	---	951	---
STATEWIDE ROOF MGMT SYS (Fund 0124)	16.102	0284	12	---	12	---
STATEWIDE PAV MNGT SYS (Fund 0124)	16.104	0287	12	---	12	---
STATEWIDE MTN REPAIR (Fund 0124)	16.106	0288	158,853	146,372	12,481	---
DC STATEWIDE EMERGENCY (Fund 0124)	18.025	4677	24	---	24	---
DC STATEWIDE HAZ MATERIAL (Fund 0124)	18.030	4679	24	---	24	---

STATE OF MISSOURI
SUMMARY OF APPROPRIATION ACTIVITY
GENERAL FUND - GENERAL REVENUE FUNDS
FOR THE APPROPRIATION YEAR 2002

	H.B. No.	Appr. No.	Appropriations	Expenditures and Transfers Out	Biennial Rollovers and Reappropriations to 2003	Lapse of Appropriations
DC STATEWIDE UNPROGRMED (Fund 0124)	18.035	4680	24	---	24	---
DC STATEWIDE ROOF (Fund 0124)	18.040	4684	24	---	24	---
DC STATEWIDE PAVING (Fund 0124)	18.045	4685	24	---	24	---
DC STATEWIDE ASSESSMENT (Fund 0124)	18.050	4686	24	---	24	---
DC STATEWIDE M&R (Fund 0124)	18.050	4687	12	---	12	---
<u>Office of Director</u>						
DIRECTOR'S OFFICE PS	06.005	0233	1,566,939	1,510,541	---	56,398
DIRECTOR'S OFFICE E&E	06.005	0235	724,914	366,714	---	358,200
AG&SMALL BUS DEV AUTH PS	06.010	0533	121,974	100,220	---	21,754
REFUND ACCOUNT	06.005	1887	10,000	8,875	---	1,125
AG&SMALL BUS DEV AUTH EE	06.010	1888	80,618	29,818	---	50,800
ETHANOL COMMISSION	06.005	3349	5,000	---	---	5,000
OPERATIONAL M&R (Fund 0124)	06.015	3393	94,689	92,824	---	1,865
<u>Division of Animal Health</u>						
ANIMAL HEALTH ADMIN PS	06.060	0244	2,082,684	1,948,746	---	133,938
ANIMAL HEALTH ADMIN E&E	06.060	0247	574,703	482,662	---	92,041
INDEMNITIES	06.070	4388	23,779	23,779	---	---
EARTAGS	06.065	6480	10,925	4,450	---	6,475
<u>Division of Grain Inspection and Warehousing</u>						
GRAIN REGULATORY SVS PS	06.085	0251	731,359	672,848	---	58,511
GRAIN REGULATORY SVS E&E	06.085	0253	136,479	91,422	---	45,057
<u>Division of Plant Industries</u>						
PLANT INDUSTRIES PRGM PS	06.095	0254	1,822,835	1,708,637	---	114,198
DEMONSTRATION PROJECTS	06.095	1822	102,145	94,005	---	8,140
GYPSY MOTH CNTRL PRGM PS	06.100	1823	41,251	41,249	---	2
GYPSY MOTH CNTRL PRGM E&E	06.100	1824	50,358	15,746	---	34,612
PLANT INDUSTRIES PRGM E&E	06.095	7360	267,053	236,517	---	30,536
<u>Division of Weights and Measures</u>						
WEIGHTS & MEASURES PS	06.110	0260	1,190,008	1,060,851	---	129,157
WEIGHTS & MEASURES E&E	06.110	7361	215,697	187,863	---	27,834

State Milk Board

MILK BOARD LOCAL HLTH	06.130	1826	175,397	159,155	---	16,242
STATE MILK BOARD PS	06.130	5289	149,496	118,620	---	30,876
STATE MILK BOARD E&E	06.130	5290	40,100	35,461	---	4,639

Division of Market Development

AGRI MISSOURI PROGRAM PS	06.045	2826	63,575	58,300	---	5,275
NEW FARMERS PRGM	06.040	4385	240,000	152,062	---	87,938
AG DEVELOPMENT PRGM PS	06.055	4386	39,278	34,188	---	5,090
MARKET DEVELOPMENT PS	06.040	5277	1,029,711	956,593	---	73,118
MARKET DEVELOPMENT E&E	06.040	5278	610,584	487,295	---	123,289
AGRI MISSOURI PROGRAM	06.045	8828	166,845	118,361	---	48,484

Missouri State Fair

STATE FAIR ADMIN PS	06.115	0269	665,212	620,379	---	44,833
STATE FAIR ADMIN E&E	06.115	0273	56,833	32,582	---	24,251
PAINT INTERIOR REPLACE	16.128	0297	121,914	77,631	44,283	---
CONST PRKG ENTRY RDS	16.130	0380	1,584,258	1,169,080	415,178	---
MDA STATE FAIR FACILITY	16.380	2485	1,668,240	476,516	1,191,724	---
AID-TO-FAIRS PREMIUMS	06.125	8016	194,795	138,925	---	55,870
REPL DOCK PAINT INTERIOR (Fund 0124)	16.128	0303	262,799	249,667	13,132	---
FAIR AG BLDG HVAC (Fund 0124)	18.060	4703	442,885	---	442,885	---
FAIR COMM BLDG BRICK (Fund 0124)	18.060	4704	706,106	---	706,106	---
FAIR VAR INDUSTRIES BRICK (Fund 0124)	18.060	4705	840,204	---	840,204	---

DEPARTMENT OF ECONOMIC DEVELOPMENT

STATEWIDE EMERGENCY REQ	16.096	0263	12	---	12	---
STATEWIDE HAZARDOUS MAT	16.098	0275	12	---	12	---
STATEWIDE UNPROGRAM REQ	16.100	0278	12	---	12	---
STATEWIDE ROOF MGMT SYS	16.102	0283	12	---	12	---
STATEWIDE PAV MNGT SYS	16.104	0285	12	---	12	---
DES CONST TRUM MEM BLDG	16.176	0987	1,520,226	1,044,344	475,882	---
DED LEASING	13.050	1978	166,716	83,358	83,358	---
MO HUMANITIES COUNCIL	07.085	2325	300,000	276,000	---	24,000
STATEWIDE EMERGENCY REQ (Fund 0124)	16.096	0266	12	---	12	---
STATEWIDE HAZARDOUS MAT (Fund 0124)	16.098	0277	12	---	12	---
STATEWIDE UNPROGRM REQ (Fund 0124)	16.100	0279	12	---	12	---
STATEWIDE ROOF MGMT SYS (Fund 0124)	16.102	0284	12	---	12	---
STATEWIDE PAV MNGT SYS (Fund 0124)	16.104	0287	12	---	12	---
STATEWIDE MTN REPAIR (Fund 0124)	16.106	0288	12	---	12	---
DC STATEWIDE EMERGENCY (Fund 0124)	18.025	4677	24	---	24	---
DC STATEWIDE HAZ MATERIAL (Fund 0124)	18.030	4679	24	---	24	---

**STATE OF MISSOURI
SUMMARY OF APPROPRIATION ACTIVITY
GENERAL FUND - GENERAL REVENUE FUNDS
FOR THE APPROPRIATION YEAR 2002**

	H.B. No.	Appr. No.	Appropriations	Expenditures and Transfers Out	Biennial Rollovers and Reappropriations to 2003	Lapse of Appropriations
DC STATEWIDE UNPROGRMED (Fund 0124)	18.035	4680	24	---	24	---
DC STATEWIDE ROOF (Fund 0124)	18.040	4684	24	---	24	---
DC STATEWIDE PAVING (Fund 0124)	18.045	4685	24	---	24	---
DC STATEWIDE ASSESSMENT (Fund 0124)	18.050	4686	24	---	24	---
DC STATEWIDE M&R (Fund 0124)	18.050	4687	12	---	12	---
<u>Administrative Services</u>						
MISSOURI WORKS PS	07.010	0580	498,118	341,684	---	156,434
ADMINISTRATIVE SVS E&E	07.005	2173	795,102	371,776	---	423,326
MISSOURI WORKS E&E	07.010	2175	144,707	46,917	---	97,790
ADMINISTRATIVE SVS PS	07.005	3612	1,449,720	1,079,400	---	370,320
ADMIN SVS PS/E&E FLEX	07.005	5087	161,057	123,886	---	37,171
MO WORKS PS/E&E FLEX	07.010	5092	55,346	40,346	---	15,000
<u>Economic Development Agencies</u>						
ADDL STOR SP JOPLIN IC	16.178	0406	62,710	42,596	20,114	---
WORKFORCE DEVELOPMENT PS	07.100	0583	42,742	36,732	---	6,010
CARING COMMUNITIES	07.115	0587	72,500	67,044	---	5,456
BUSINESS DEVELOPMENT PS	07.020	0815	881,656	869,687	---	11,969
WOMEN'S COUNCIL ADMIN PS	07.110	0837	110,304	67,711	---	42,593
COMM DEV CORPS TRNG PS	07.065	1026	51,703	38,387	---	13,316
BUSINESS DEVELOPMENT E&E	07.020	2176	2,090,557	1,715,412	---	375,145
BUSINESS EXPANSION E&E	07.035	2179	1,832,617	1,383,569	---	449,048
COMM DEV CORPS TRAINING	07.065	2180	1,730,637	1,390,694	---	339,943
COMMUNITY DEV PRGM E&E	07.065	2181	648,491	380,125	---	268,366
MO ARTS COUNCIL E&E	07.085	2185	5,242,793	3,604,151	---	1,638,642
WORKFORCE DEVELOPMENT E&E	07.100	2189	38,777	3,218	---	35,559
WOMEN'S COUNCIL ADMIN E&E	07.110	2191	54,403	30,194	---	24,209
RESEARCH PARK	07.020	2941	1,000,000	---	970,000	30,000
LEWIS & CLARK COMM E&E	17.170	3240	235,000	---	235,000	---
RESEARCH PARK	17.176	3247	893,407	893,407	---	---
BUSINESS EXPANSION PS	07.035	3631	1,347,578	1,165,309	---	182,269
COMMUNITY DEV PRGM PS	07.065	3638	1,300,841	1,232,243	---	68,598
MO COMMUNITY SVS COMM PS	07.065	3641	48,509	40,516	---	7,993
RURAL DEVELOPMENT GRANTS	07.075	4355	512,500	366,748	---	145,752
MO ARTS COUNCIL PS	07.085	4356	344,751	268,086	---	76,665
EXPANSION PS/E&E FLEX	07.035	5093	149,731	139,560	---	10,171

DELTA REGIONAL AUTHORITY	15.065	5933	120,000	68,262	51,738	---
BUSINESS DEVELOPMENT PS (Fund 0172)	07.020	0581	53,024	50,827	---	2,197
INNOVATION CENTERS (Fund 0172)	07.020	3617	955,147	878,736	---	76,411
CENTERS FOR ADV TECH (Fund 0172)	07.020	3622	893,505	---	---	893,505
MID AMERICA MANF TECH CTR (Fund 0172)	07.020	3626	2,119,950	1,889,249	---	230,701
ELECTRONIC MATERIALS (Fund 0172)	07.020	3627	147,000	---	---	147,000
SOY DIESEL PROJECT (Fund 0172)	07.020	4947	200,000	183,346	---	16,654

Regulatory Agencies

OFC OF PUBLIC COUNSEL PS	07.200	1031	718,398	689,825	---	28,573
OFC OF PUBLIC COUNSEL E&E	07.200	2202	211,737	190,244	---	21,493

DEPARTMENT OF ELEMENTARY AND SECONDARY EDUCATION

COUNTY FOREIGN INSUR TAX	02.055	0106	75,724,700	71,752,937	---	3,971,763
STATEWIDE EMERGENCY REQ	16.096	0263	12	---	12	---
STATEWIDE HAZARDOUS MAT	16.098	0275	5,627	307	5,320	---
STATEWIDE UNPROGRAM REQ	16.100	0278	12	---	12	---
STATEWIDE ROOF MGMT SYS	16.102	0283	12	---	12	---
STATEWIDE PAV MNGT SYS	16.104	0285	12	---	12	---
SPECIAL SCHOOL ADVISORS	02.040	0499	1,500	493	---	1,007
DESE LEASING	13.005	1033	770,918	316,370	454,548	---
STATEWIDE EMERGENCY REQ (Fund 0124)	16.096	0266	12	---	12	---
STATEWIDE HAZARDOUS MAT (Fund 0124)	16.098	0277	12	---	12	---
STATEWIDE UNPROGRAM REQ (Fund 0124)	16.100	0279	29,239	21,657	7,582	---
STATEWIDE ROOF MGMT SYS (Fund 0124)	16.102	0284	15,943	15,931	12	---
STATEWIDE PAV MNGT SYS (Fund 0124)	16.104	0287	12	---	12	---
STATEWIDE MTN REPAIR (Fund 0124)	16.106	0288	337,122	279,805	57,317	---
DC STATEWIDE EMERGENCY (Fund 0124)	18.025	4677	24	---	24	---
DC STATEWIDE HAZ MATERIAL (Fund 0124)	18.030	4679	24	---	24	---
DC STATEWIDE UNPROGRMED (Fund 0124)	18.035	4680	15,024	12,925	2,099	---
DC STATEWIDE ROOF (Fund 0124)	18.040	4684	24	---	24	---
DC STATEWIDE PAVING (Fund 0124)	18.045	4685	24	---	24	---
DC STATEWIDE ASSESSMENT (Fund 0124)	18.050	4686	24	---	24	---
DC STATEWIDE M&R (Fund 0124)	18.050	4687	12	---	12	---

Administration

DIV OF GENERAL ADMIN PS	02.005	0537	3,406,535	3,236,107	---	170,428
DIV OF GENERAL ADMIN E&E	02.005	2294	324,757	266,301	---	58,456
BOARD OPERATED E&E	02.020	2298	16,626,734	16,410,263	---	216,471
GENERAL ADMIN PS/E&E FLEX	02.005	5032	210,529	185,529	---	25,000

Division of School Services

SCHOOL FOOD SERVICES	02.030	0495	3,484,978	3,323,335	---	161,643
----------------------	--------	------	-----------	-----------	-----	---------

**STATE OF MISSOURI
SUMMARY OF APPROPRIATION ACTIVITY
GENERAL FUND - GENERAL REVENUE FUNDS
FOR THE APPROPRIATION YEAR 2002**

	H.B. No.	Appr. No.	Appropriations	Expenditures and Transfers Out	Biennial Rollovers and Reappropriations to 2003	Lapse of Appropriations
<u>Division of School Improvement</u>						
NEW TECHNOLOGY	02.085	0074	12,631,250	12,458,750	---	172,500
A+ SCHOOLS PROGRAM	02.125	0108	15,486,620	12,962,498	---	2,524,122
CHARTER SCHOOLS	02.160	1802	180,000	112,000	---	68,000
AP/DUAL CREDIT	02.135	2364	563,524	546,618	---	16,906
PROFESSIONAL DEVELOPMENT	02.025	2535	105,000	101,849	---	3,151
PUPIL TESTING PROGRAM	02.130	2536	11,814,611	10,915,244	---	899,367
SAFE SCHOOLS PROGRAM	02.155	2538	5,300,000	3,934,593	---	1,365,407
HSSMT1	02.115	4208	100,000	97,000	---	3,000
INSTRUCTION PS	02.071	4955	1,289,987	1,260,956	---	29,031
INSTRUCTION E&E	02.071	4956	80,514	37,514	---	43,000
& 15.010						
INSTRUCTION PS/E&E FLEX	02.071	4957	76,934	41,934	---	35,000
SCHOLARS ACADEMY	02.105	7646	631,319	604,266	---	27,053
EARLY CHILDHOOD PROGRAM	02.120	8339	86,118	83,534	---	2,584
<u>Division of Vocational and Adult Ed</u>						
OCCUPATION INFO COMM PS	02.330	0053	130,500	130,500	---	---
OCCUPATION INFO COMM E&E	02.330	2319	15,006	6,074	---	8,932
SPRINGFIELD VOC TECH	16.338	2441	2,500,000	2,500,000	---	---
ROLLA VOC TECH	16.338	2442	1,500,000	---	1,500,000	---
POPLAR BLUFF VOC TECH	16.338	2443	750,000	750,000	---	---
WEST PLAINS VOC TECH	16.338	2446	451,000	225,500	225,500	---
CLINTON VOC TECH	16.338	2447	332,500	187,388	145,112	---
KIRKSVILLE VOC TECH	16.338	2448	225,000	225,000	---	---
BONNE TERRE VOC TECH	16.338	2449	91,000	45,500	45,500	---
SCHOOL AGE CHILD CARE	02.255	2541	275,000	241,748	---	33,252
CAPE GIRARDEAU VOC TECH	16.338	2905	1,000,000	1,000,000	---	---
CAPE GIRARDEAU TECH CTR	02.265	3055	832,267	832,267	---	---
DIVISIONS OPERATIONS	02.070	3217	200,000	---	---	200,000
LITERACY GRANT AWARD	02.250	3865	1,184,991	1,184,991	---	---
VOCATIONAL EDUCATION PS	02.072	4967	1,167,614	1,167,416	---	198
VOCATIONAL EDUCATION E&E	02.072	4968	382,981	382,981	---	---
VOCATIONAL ED PS/E&E FLEX	02.072	4969	80,066	80,066	---	---
ADULT BASIC EDUCATION	02.245	9427	4,279,293	4,150,913	---	128,380

Division of Special Education

BOARD OPERATED PS	02.020	0015	25,818,829	25,818,219	---	610
SHELTERED WORKSHOPS	02.300	0498	19,521,734	18,484,098	---	1,037,636
BLIND LITERACY TASK FORCE	02.310	1861	95,000	92,148	---	2,852
SPECIAL OLYMPICS	02.295	2269	100,000	97,000	---	3,000
COMM FOR THE DEAF E&E	02.335	2322	127,225	89,561	---	37,664
& 15.025						
DFS/DMH SCHOOL PLACEMENTS	02.285	2542	6,660,765	6,660,765	---	---
& 15.020						
EXCESS COSTS & SEV DISABL	02.275	3197	1,124,512	1,124,512	---	---
FIRST STEPS	02.280	4112	2,267,839	2,267,839	---	---
READERS FOR THE BLIND	02.305	4212	14,000	13,580	---	420
SPECIAL EDUCATION PS	02.073	4973	235,309	227,902	---	7,407
SPECIAL EDUCATION E&E	02.073	4974	102,856	70,423	---	32,433
SPECIAL ED PS/E&E FLEX	02.073	4975	17,523	17,523	---	---
BOARD OPERATED PS/EE FLEX	02.020	5036	2,186,607	2,184,156	---	2,451
COMM FOR THE DEAF PS	02.335	9919	234,192	212,255	---	21,937
STATE SCHOOLS OPMR (Fund 0124)	02.290	3384	57,950	57,950	---	---
MSB ROOFS (Fund 0124)	18.005	4665	13,073	---	13,073	---
MSB HVAC (Fund 0124)	18.005	4666	2,252,000	---	2,252,000	---
MSD ELECTRICAL (Fund 0124)	18.010	4668	183,684	---	183,684	---
DALE M THOMPSON HVAC/FLR (Fund 0124)	18.015	4670	1,591,700	35,968	1,555,732	---
LAKEVIEW HVAC/FLOORING (Fund 0124)	18.015	4671	1,504,700	15,658	1,489,042	---
BOONSLICK HVAC (Fund 0124)	18.015	4672	623,700	3,600	620,100	---
HELEN M DAVIS ROOFS (Fund 0124)	18.015	4675	473,881	14,734	459,147	---

Division of Teacher Quality and Urban

LEADERSHIP ACADEMY	02.110	0910	10,000	9,700	---	300
BD FOR PROF TEACH STNDRDS	02.200	1814	97,500	79,075	---	18,425
SCHOLARSHIPS	02.165	2537	249,000	232,900	---	16,100
CARING COMMUNITIES	02.170	2540	1,287,100	1,199,065	---	88,035
URBAN & TEACHER ED PS	02.074	4979	1,218,270	1,090,338	---	127,932
URBAN & TEACHER ED E&E	02.074	4980	142,407	96,774	---	45,633
URBAN & TEACHER ED FLEX	02.074	4981	71,196	54,060	---	17,136

Division of Vocational Rehabilitation

FIELD SUPPORT SVS PS	02.205	0051	163,971	158,759	---	5,212
VOCATIONAL REHAB GRANT	02.210	0506	9,903,170	9,903,170	---	---
FIELD SUPPORT SVS E&E	02.205	2313	25,268	19,283	---	5,985
FIELD SUPPORT PS/E&E FLEX	02.205	5039	9,960	4,925	---	5,035
INDEPENDENT LIVING GRANT	02.215	7977	33,225	32,228	---	997
PERSONAL CARE ASSISTANCE	02.225	8343	21,398,455	21,304,864	---	93,591
INDEPENDENT LIVING CNTRS	02.230	8908	2,785,991	2,702,411	---	83,580

**STATE OF MISSOURI
SUMMARY OF APPROPRIATION ACTIVITY
GENERAL FUND - GENERAL REVENUE FUNDS
FOR THE APPROPRIATION YEAR 2002**

	<u>H.B. No.</u>	<u>Appr. No.</u>	<u>Appropriations</u>	<u>Expenditures and Transfers Out</u>	<u>Biennial Rollovers and Reappropriations to 2003</u>	<u>Lapse of Appropriations</u>
<u>DEPARTMENT OF HIGHER EDUCATION</u>						
MANAGED BY FM	13.015	1059	237,238	92,694	144,544	---
<u>Higher Education Administration</u>						
CONTRACTING ACADEMIC PGMS	03.030	0057	250,000	76,046	---	173,954
COORDINATION ADMIN PS	03.005	0438	1,026,203	729,030	---	297,173
MIDWEST HIGHER ED. COMM	03.020	0459	82,500	82,500	---	---
STATE AID COMM COLLEGES	03.145	0591	98,756,626	80,052,522	---	18,704,104
OUT-OF-DISTRICT INSTRUCT	03.145	0802	1,430,566	1,160,781	---	269,785
COMM COLLEGE DEV CENTERS	03.145	0924	300,000	243,424	---	56,576
PLAN DES DRIVING COURSE	16.090	0975	46,528	---	46,528	---
COMMON LIBRARY PLATFORM	03.035	1037	649,539	649,539	---	---
MO LEARNERS' NETWORK	03.025	1787	50,000	15,952	---	34,048
COORDINATION ADMIN E&E	03.005	2167	275,890	154,192	---	121,698
GRANT & SCHLSHP ADMIN E&E	03.050	2168	160,694	101,541	---	59,153
STATE ANATOMICAL BOARD	03.040	2288	3,069	2,569	---	500
REGIONAL TECH ED CENTERS	03.145	2678	24,925,000	20,197,406	---	4,727,594
SLCC PARKING FACILITY	16.372	2841	360,000	---	360,000	---
MINERAL AREA TECH FACLTY	16.340	2906	425,000	---	425,000	---
GRANT & SCHLSHP ADMIN PS	03.050	3857	256,513	193,537	---	62,976
VIETNAM SURVIVOR SCHLSHIP	03.100	3860	15,000	9,020	---	5,980
WORKFORCE UNDEREMPLOYED	03.145	3862	2,000,000	1,622,826	---	377,174
LOAN PROGRAM ADMIN E&E	03.120	4466	5,720	---	---	5,720
WORKFORCE PREPARATION	03.145	4469	18,340,720	14,881,905	---	3,458,815
COMMON LIBRARY PLATFORM	17.004	4902	279,580	279,580	---	---
JIM SEARS VOC TECH	03.145	4935	79,300	64,345	---	14,955
PROPRIETARY SCH ADMIN PS	03.010	6293	163,899	130,126	---	33,773
PROPRIETARY SCH ADMIN E&E	03.010	6294	61,029	40,612	---	20,417
PUBLIC SERVICE GRANT PRGM	03.095	8349	45,000	37,354	---	7,646
<u>State Colleges and Universities</u>						
ELLIS FISCHER HOSPITAL	03.220	0112	4,581,985	3,717,885	---	864,100
DES RENO CONST SCIENC	16.046	0364	20,504,753	708,410	19,796,343	---
CONST BUS PUB ADM BLDG	16.072	0366	2,980,084	2,980,084	---	---
CONST BUTLER CARLTON	16.082	0368	466,953	466,953	---	---
MO KIDNEY PROGRAM	03.240	0632	4,463,082	3,621,406	---	841,676
STATE HISTORICAL SOCIETY	03.245	0643	1,025,112	831,790	---	193,322

INSTITUTE OF MENTAL HLTH	03.235	0644	2,555,389	2,073,476	---	481,913
SOUTHWEST MO STATE UNIV	03.170	0645	79,656,160	64,634,070	---	15,022,090
CENTRAL MO STATE UNIV	03.160	0649	55,930,469	45,382,730	---	10,547,739
SOUTHEAST MO STATE UNIV	03.165	0650	45,136,525	36,624,379	---	8,512,146
TRUMAN STATE UNIVERSITY	03.180	0652	42,525,682	34,505,904	---	8,019,778
NORTHWEST MO STATE UNIV	03.185	0656	29,171,524	23,670,165	---	5,501,359
MISSOURI SOUTHERN COLLEGE	03.190	0659	19,175,867	15,559,555	---	3,616,312
MISSOURI WESTERN COLLEGE	03.195	0660	19,738,181	16,015,826	---	3,722,355
LINCOLN UNIVERSITY	03.175	0661	17,284,899	14,025,198	---	3,259,701
CONST MCKEE GYM ADDN	16.074	0940	23,295	---	23,295	---
DES CONST DAIRY RES FAC	16.076	0941	48,548	34,584	13,964	---
CONST PE PERFMG ARTS BL	16.028	0943	1,600,000	1,326,648	273,352	---
PLAN DES OF REN FINE ARTS	16.050	0946	961,692	46,359	915,333	---
PLAN DES OF RENO JASON	16.034	0949	423,195	72,788	350,407	---
DES CONST VIS PERF ARTS	16.054	0952	1,847,098	---	1,847,098	---
CONST TECH CNTR INFRAST	16.036	0957	573,288	573,288	---	---
DES RENO BENTON STADLER	16.084	0959	231,219	231,219	---	---
UNIV OF MO MORENET	03.210	1038	12,968,625	10,522,913	---	2,445,712
ALZHEIMER'S RESEARCH	03.230	1039	252,639	145,309	59,686	47,644
UNIV OF MISSOURI CAMPUSES	03.205	2304	418,644,800	341,443,179	---	77,201,621
HOSPITAL AND CLINICS	03.215	2305	9,679,635	7,854,184	---	1,825,451
NW FINE ARTS BLDG	16.350	2456	14,265,068	---	14,265,068	---
LINCOLN JASON HALL	16.348	2457	3,539,454	---	3,539,454	---
HARRIS STOWE ED CTR	16.358	2459	5,000,087	---	5,000,087	---
SEMO ARTS CTR	16.344	2460	11,950,000	---	11,950,000	---
SOUTHERN HLT SCIENCE BLDG	16.352	2462	9,360,000	---	9,360,000	---
UMSL BENTON&STADLER HALLS	16.370	2463	5,000,000	---	5,000,000	---
LINN TECH TRUCK CTR	16.342	2466	5,828,681	---	5,828,681	---
UMC LIFE SCIENCES BLDG	16.360	2467	29,947,000	---	29,947,000	---
SMS FREUP PLAN	16.346	2476	7,757,428	---	7,757,428	---
UMKC PHARMCY&NURSING BLDG	16.368	2477	30,490,400	---	30,490,400	---
UMR MECH ENGINEERING BLDG	16.366	2479	6,265,000	---	6,265,000	---
UMC MCKEE GYMNASIUM	16.362	2480	1,000,000	---	1,000,000	---
WESTERN TRAIN & DEV CTR	16.354	2481	1,000,000	---	1,000,000	---
ALZHEIMER'S RESEARCH	17.010	2590	83,490	35,082	48,408	---
MO REHABILITATION CENTER	03.225	2691	10,907,435	8,850,440	---	2,056,995
IMPRV LIB FURNS LAB STORG	16.024	2720	7,113	---	7,113	---
IMPRVMTS KARLS HALL	16.060	2729	44,250	44,250	---	---
LINN STATE TECH COLLEGE	03.155	2733	5,210,528	4,227,892	---	982,636
TELECONFERENCING FACILITY	16.364	2842	50,000	---	50,000	---
HSSC ADM BLDG ELEVATOR	16.358	2843	150,000	45,304	104,696	---
UMC THOMPSON FARMS	16.356	2908	80,000	---	80,000	---
SEMO KENNETT LEARNING CTR	16.344	2914	150,000	---	150,000	---
UMSL 1993 MASTER PLAN	16.370	2915	1,500,000	---	1,500,000	---
HARRIS STOWE STATE COLL	03.200	3426	10,436,244	8,759,828	---	1,676,416

**STATE OF MISSOURI
SUMMARY OF APPROPRIATION ACTIVITY
GENERAL FUND - GENERAL REVENUE FUNDS
FOR THE APPROPRIATION YEAR 2002**

	H.B. No.	Appr. No.	Appropriations	Expenditures and Transfers Out	Biennial Rollovers and Reappropriations to 2003	Lapse of Appropriations
CONST PE PERF ARTS BLDG	16.026	4528	3,147,207	2,689,002	458,205	---
IMPRV DENTAL SCH UMKC	16.078	4533	5,511,118	3,695,040	1,816,078	---
CONST COMM BLDG UMSL	16.070	4535	21,309,271	19,697,663	1,611,608	---
DES RENO PAGE HALL	16.032	4547	561,033	561,033	---	---
PLAN IMPRV EDWARDS LIB	16.018	4561	3,526,630	3,526,630	---	---
PLAN DES SCIENCE HALL	16.044	4562	708,712	620,661	88,051	---
DES IMPRV MEYER LIB	16.064	4563	5,103,520	4,980,707	122,813	---
IMPRV GARRETT STRONG	16.048	4566	5,247,454	5,130,633	116,821	---
DISABLE & SPORTS REC PRGM	03.205	4644	200,000	162,282	---	37,718
LU ENDOWMENT	03.175	4933	400,000	324,566	---	75,434
UNIV OF MO MORENET	17.006	4942	1,557,289	1,557,289	---	---
ALZHEIMER'S RESEARCH	17.008	4943	226,763	138,396	88,367	---
<u>DEPARTMENT OF HEALTH</u>						
DOH LAB PLANNING	16.386	2487	2,340,910	231,581	2,109,329	---
LEASE AND/OR STATE OWNED	13.017	2614	184,742	48,804	135,938	---
HEALTH LEASING	13.095	4181	2,695,060	1,265,121	1,429,939	---
<u>Office of the Director</u>						
DIRECTOR'S OFFICE E&E	10.600	3914	198,961	86,611	---	112,350
	& 15.140					
OFC OF MINORITY HLTH PS	10.600	4655	213,396	177,079	---	36,317
OFC OF MINORITY HLTH E&E	10.600	4656	113,637	70,228	---	43,409
MINORITY HLTH & AGING E&E	10.600	4658	210,000	157,018	---	52,982
DIRECTOR'S OFFICE PS	10.600	8443	2,132,870	2,091,732	---	41,138
	& 15.140					
<u>Center for Health Information Management and Evaluation</u>						
CTR FOR HLT INFO&EVAL PS	10.605	3917	2,503,843	2,294,142	---	209,701
CTR FOR HLT INFO&EVAL E&E	10.605	3918	985,907	831,718	---	154,189
LOCAL REGISTRARS	10.610	3938	155,000	151,824	---	3,176
<u>Center for Local Public Health Services</u>						
LOCAL PUBLIC HLT SVS PS	10.615	0142	495,795	469,041	---	26,754
LOCAL PUBLIC HLT SVS E&E	10.615	0161	77,286	25,492	---	51,794
CORE PUBLIC HLT FUNCTIONS	10.620	3944	9,662,092	9,278,106	---	383,986

Center for Community Development and Health

COMM DEV & HLTH CARE PS	10.625	1889	163,162	156,899	---	6,263
COMM DEV & HLTH CARE E&E	10.625	1890	31,240	29,943	---	1,297
CARING COMMUNITIES	10.625	1898	2,223,774	2,070,391	---	153,383
COMM PROVIDER CERT PS	10.625	2772	38,280	16,202	---	22,078
COMM PROVIDER CERT E&E	10.625	2777	10,000	5,158	---	4,842
MEDICAL LOAN PROGRAM	10.640	3933	13,950	---	---	13,950
CHART PS	10.630	3941	346,890	314,268	---	32,622
CHART E&E	10.630	3942	160,334	101,261	---	59,073
PRIMO PROGRAM	10.635	4172	400,000	388,000	---	12,000

Administration

PUBLIC HEALTH LAB PS	10.675	0219	2,000,955	1,914,802	---	86,153
& 15.155						
PUBLIC HEALTH LAB E&E	10.675	0220	1,320,766	1,275,983	---	44,783
DIVISION OF ADMIN PS	10.655	7693	934,624	905,421	---	29,203
DIVISION OF ADMIN E&E	10.655	7694	336,661	185,516	---	151,145
& 15.150						
AID TO LOC GOV HEALTH FAC	10.665	8452	23,505	22,800	---	705

Missouri Health Facilities Review

MHFRC PS	10.685	4176	254,835	238,324	---	16,511
MHFRC E&E	10.685	4177	67,891	18,864	---	49,027

**Environmental Health and Communicable
Disease Prevention**

MEDICATIONS	10.690	1492	2,200,000	2,134,000	---	66,000
ENVIRONMENTAL HLT SVC PS	10.690	7700	3,417,650	2,698,165	---	719,485
& 15.160						
ENVIRONMENTAL HLT SVC E&E	10.690	7701	4,158,334	2,780,023	---	1,378,311

Maternal Child and Family Health

HEAD INJURY SERVICES	10.730	0262	1,724,298	1,348,536	---	375,762
SERVICE COORDINATION E&E	10.695	2124	212,256	78,610	---	133,646
SERVICE COORDINATION PS	10.695	3967	825,580	770,441	---	55,139
MATERNAL & CHILD HLT SVS	10.700	3969	1,916,971	1,381,773	---	535,198
FAMILY PLANNING	10.710	3971	5,118,639	3,115,800	---	2,002,839
ALTERNATIVES TO ABORTION	10.715	4576	1,000,000	692,609	---	307,391
MATERNAL CHILD FAMILY PS	10.695	7716	1,654,981	1,419,090	---	235,891
MATERNAL CHILD FAMILY E&E	10.695	7717	843,180	473,703	---	369,477
GENETICS PROGRAM	10.735	7731	1,955,110	1,804,311	---	150,799
CHILD W/SPECIAL NEEDS	10.725	9419	1,548,499	1,034,120	---	514,379
CHILD W/SPECIAL NEEDS (Fund 0113)	10.725	4577	3,720,527	1,883,597	---	1,836,930

**STATE OF MISSOURI
SUMMARY OF APPROPRIATION ACTIVITY
GENERAL FUND - GENERAL REVENUE FUNDS
FOR THE APPROPRIATION YEAR 2002**

	H.B. No.	Appr. No.	Appropriations	Expenditures and Transfers Out	Biennial Rollovers and Reappropriations to 2003	Lapse of Appropriations
<u>Nutrition Health and Services</u>						
WIC SUPP FOOD DISTRIBUT	10.745	0479	55,800	41,957	---	13,843
NUTRITION HLTH & SVS PS	10.740	1901	286,672	217,063	---	69,609
NUTRITION HLTH & SVS E&E	10.740	1902	301,951	148,507	---	153,444
<u>Health Standard and License</u>						
HLTH & SAFETY INSPECT E&E	10.760	2126	411,985	346,239	---	65,746
HLTH & SAFETY INSPECT PS	10.760	3980	2,458,885	2,311,296	---	147,589
HLTH & SAFETY PS/E&E FLEX	10.760	5159	500,000	467,948	---	32,052
STANDARDS & LICENSURE PS	10.760	7736	2,843,343	2,487,257	---	356,086
STANDARDS & LICENSURE E&E	10.760	7737	459,012	351,833	---	107,179
<u>Chronic Disease Prevention and Health Program</u>						
CHRONIC DIS&HLT PROMO PS	10.770	8859	758,675	623,635	---	135,040
CHRONIC DIS&HLT PROMO E&E	10.770	8860	1,236,001	828,469	---	407,532
MO ARTHRITIS PROGRAM	10.775	8863	156,849	147,244	---	9,605
<u>DEPARTMENT OF TRANSPORTATION</u>						
FRINGES MULTIMODAL PS	04.230	0100	147,454	77,013	---	70,441
FRINGES MULTIMODAL E&E	04.230	0101	6,004	---	---	6,004
STATEWIDE EMERGENCY REQ	16.096	0263	12	---	12	---
STATEWIDE HAZARDOUS MAT	16.098	0275	12	---	12	---
STATEWIDE UNPROGRAM REQ	16.100	0278	12	---	12	---
STATEWIDE ROOF MGMT SYS	16.102	0283	12	---	12	---
STATEWIDE PAV MNGT SYS	16.104	0285	12	---	12	---
PORT AUTHORITY PLAN	16.374	2483	5,974,108	---	5,974,108	---
ST JOSEPH PORT AUTH ASST	17.016	2509	745,526	745,526	---	---
PORT AUTH CI FINANCL ASST	17.016	2510	150,178	150,141	37	---
AMTRAK ADS & STATION	04.295	2755	125,000	89,458	---	35,542
ELDRLY&DISAB TRAN ASSTIST	04.260	2765	2,943,732	2,844,942	---	98,790
PORT AUTH FINANCIAL ASST	04.315	3438	469,987	412,331	---	57,656
MISSISSIPPI RIVER PKWAY	04.225	3683	37,500	30,597	---	6,903
REP IMPRV MO AMTRK STATNS	17.014	3686	96,250	48,500	47,750	---
STATE MATCH FOR AMTRAK	04.290	4265	4,700,000	4,559,000	---	141,000
GRTS FEAS COMMUTR RAIL SV	17.012	4408	229,484	57,439	172,045	---
SUPPORT TO MULTIMODAL DIV	04.235	4629	39,309	38,130	---	1,179

MULTIMODAL OPS ADMIN PS	04.230	8899	367,215	300,810	---	66,405
MULTIMODAL OPS ADMIN E&E	04.230	8900	26,006	13,580	---	12,426
STATEWIDE EMERGENCY REQ (Fund 0124)	16.096	0266	12	---	12	---
STATEWIDE HAZARDOUS MAT (Fund 0124)	16.098	0277	12	---	12	---
STATEWIDE UNPROGRAM REQ (Fund 0124)	16.100	0279	18,719	18,718	1	---
STATEWIDE ROOF MGMT SYS (Fund 0124)	16.102	0284	12	---	12	---
STATEWIDE PAV MNGT SYS (Fund 0124)	16.104	0287	12	---	12	---
STATEWIDE MTN REPAIR (Fund 0124)	16.106	0288	12	---	12	---
DC STATEWIDE EMERGENCY (Fund 0124)	18.025	4677	24	---	24	---
DC STATEWIDE HAZ MATERIAL (Fund 0124)	18.030	4679	24	---	24	---
DC STATEWIDE UNPROGRMED (Fund 0124)	18.035	4680	24	---	24	---
DC STATEWIDE ROOF (Fund 0124)	18.040	4684	24	---	24	---
DC STATEWIDE PAVING (Fund 0124)	18.045	4685	24	---	24	---
DC STATEWIDE M&R (Fund 0124)	18.050	4687	12	---	12	---
DC STATEWIDE ASSESSMENT (Fund 0124)	18.050	4686	24	---	24	---

DEPARTMENT OF LABOR AND INDUSTRIAL RELATIONS

STATEWIDE EMERGENCY REQ	16.096	0263	12	---	12	---
STATEWIDE HAZARDOUS MAT	16.098	0275	12	---	12	---
STATEWIDE UNPROGRAM REQ	16.100	0278	12	---	12	---
STATEWIDE ROOF MGMT SYS	16.102	0283	12	---	12	---
STATEWIDE PAV MNGT SYS	16.104	0285	12	---	12	---
DOLIR LEASING	13.055	3229	261,320	109,784	151,536	---
STATEWIDE EMERGENCY REQ (Fund 0124)	16.096	0266	12	---	12	---
STATEWIDE HAZARDOUS MAT (Fund 0124)	16.098	0277	12	---	12	---
STATEWIDE UNPROGRAM REQ (Fund 0124)	16.100	0279	12	---	12	---
STATEWIDE ROOF MGMT SYS (Fund 0124)	16.102	0284	19,270	6,963	12,307	---
STATEWIDE PAV MNGT SYS (Fund 0124)	16.104	0287	12	---	12	---
STATEWIDE MTN REPAIR (Fund 0124)	16.106	0288	12	---	12	---
DC STATEWIDE EMERGENCY (Fund 0124)	18.025	4677	24	---	24	---
DC STATEWIDE HAZ MATERIAL (Fund 0124)	18.030	4679	24	---	24	---
DC STATEWIDE UNPROGRMED (Fund 0124)	18.035	4680	24	---	24	---
DC STATEWIDE ROOF (Fund 0124)	18.040	4684	24	---	24	---
DC STATEWIDE PAVING (Fund 0124)	18.045	4685	24	---	24	---
DC STATEWIDE ASSESSMENT (Fund 0124)	18.050	4686	24	---	24	---
DC STATEWIDE M&R (Fund 0124)	18.050	4687	12	---	12	---

Director and Staff

LIFE INSURANCE COSTS	07.800	2670	150	99	---	51
----------------------	--------	------	-----	----	-----	----

**STATE OF MISSOURI
SUMMARY OF APPROPRIATION ACTIVITY
GENERAL FUND - GENERAL REVENUE FUNDS
FOR THE APPROPRIATION YEAR 2002**

	H.B. No.	Appr. No.	Appropriations	Expenditures and Transfers Out	Biennial Rollovers and Reappropriations to 2003	Lapse of Appropriations
<u>Division of Labor Standards</u>						
ON-SITE CONSULTATIONS/LS	07.820	0596	100,000	99,564	---	436
MINE SAFETY TRNG PRGM	07.825	0597	80,748	66,189	---	14,559
ADMINISTRATION/LS PS	07.815	0683	1,195,099	1,110,069	---	85,030
ADMINISTRATION/LS E&E	07.815	0685	286,530	192,633	---	93,897
<u>State Board of Mediation</u>						
BOARD OF MEDIATION PS	07.830	0598	124,715	118,673	---	6,042
BOARD OF MEDIATION E&E	07.830	2324	36,307	24,411	---	11,896
<u>Governor's Council on Disability</u>						
COUNCIL ON DISABILITY PS	07.880	2352	255,442	175,878	---	79,564
COUNCIL ON DISABILITY E&E	07.880	2353	381,108	238,130	---	142,978
<u>Commission on Human Rights</u>						
COMM ON HUMAN RIGHTS PS	07.885	5995	1,295,084	968,129	---	326,955
COMM ON HUMAN RIGHTS E&E	07.885	5997	187,412	122,813	---	64,599
<u>Labor and Industrial Relations Commission</u>						
INDUSTRIAL COMMISSION PS	07.810	3092	19,619	13,771	---	5,848
INDUSTRIAL COMMISSION E&E	07.810	3093	2,990	---	---	2,990
<u>DEPARTMENT OF MENTAL HEALTH</u>						
STATEWIDE EMERGENCY REQ	16.096	0263	775	763	12	---
STATEWIDE UNPROGRAM REQ	16.100	0278	12	---	12	---
STATEWIDE ROOF MGMT SYS	16.102	0283	64,100	56,901	7,199	---
STATEWIDE PAV MNGT SYS	16.104	0285	12	---	12	---
MENTAL HEALTH LEASING	13.090	0655	5,455,156	2,410,920	3,044,236	---
LEASE AND/OR STATE OWNED	13.017	2614	402,742	67,441	335,301	---
MENTAL HEALTH LEASING	17.230	3302	287,000	287,000	---	---
MTN IMPRV FACS STWIDE	16.272	3788	549,805	337,254	212,551	---
REFUNDS	10.015	5519	50,000	49,998	---	2
STATEWIDE EMERGENCY REQ (Fund 0124)	16.096	0266	57,873	57,872	1	---
STATEWIDE HAZARDOUS MAT (Fund 0124)	16.098	0277	36,892	11,772	25,120	---
STATEWIDE UNPROGRAM REQ (Fund 0124)	16.100	0279	8,210	8,209	1	---
STATEWIDE ROOF MGMT SYS (Fund 0124)	16.102	0284	9,392	---	9,392	---

STATEWIDE PAV MNGT SYS (Fund 0124)	16.104	0287		12	---	12	---
STATEWIDE MTN REPAIR (Fund 0124)	16.106	0288	1,826,667		1,252,502	574,165	---
OPERATIONAL M&R (Fund 0124)	10.025	3405	1,197,230		1,188,133	---	9,097
DC STATEWIDE EMERGENCY (Fund 0124)	18.025	4677		24	---	24	---
DC STATEWIDE HAZ MATERIAL (Fund 0124)	18.030	4679		24	---	24	---
DC STATEWIDE UNPROGRMED (Fund 0124)	18.035	4680		24	---	24	---
DC STATEWIDE ROOF (Fund 0124)	18.040	4684		24	---	24	---
DC STATEWIDE PAVING (Fund 0124)	18.045	4685		24	---	24	---
DC STATEWIDE ASSESSMENT (Fund 0124)	18.050	4686		24	---	24	---
DC STATEWIDE M&R (Fund 0124)	18.050	4687		12	---	12	---

Office of the Director

CARING COMMUNITIES	10.035	0298	3,314,137		3,088,541	---	225,596
CARING COMMUNITIES PS	10.035	0299	83,442		59,180	---	24,262
CARING COMMUNITIES E&E	10.035	0300	12,406		2,442	---	9,964
DEPARTMENT ADMIN PS	10.005	0669	7,441,664		6,294,521	---	1,147,143
DEPARTMENT ADMIN E&E	10.005	2043	2,438,671		1,364,497	---	1,074,174
OFFICE INFO SYSTEMS E&E	10.010	2048	2,822,698		2,133,369	---	689,329
OFFICE INFO SYSTEMS	17.198	2527	3,650,142		3,650,142	---	---
OFFICE INFO SYSTEMS PS	10.010	3888	3,023,148		2,734,861	---	288,287
INFO SYSTEMS PS/E&E FLEX	10.010	5095	335,905		335,359	---	546

Division of Alcohol and Drug Abuse

ADA TREATMENT SVS E&E	10.115	2050	2,540,765		2,355,764	---	185,001
ADA ADMIN PS	10.105	2149	1,491,220		1,326,698	---	164,522
ADA ADMIN E&E	10.105	2150	58,213		58,213	---	---
PREVENTION & EDU SVS	10.110	2153	435,540		18,500	---	417,040
PREVENTION & EDU SVS PS	10.110	2649	7,364		7,363	---	1
ADA TREATMENT SVS HIF REP	10.115	2761	3,553,414		3,204,608	---	348,806
ADA ADOLESCENT SVS	10.115	2810	1,250,316		1,116,547	---	133,769
ADA TREATMENT SVS AREA 6	10.115	2916	300,000		300,000	---	---
ADA TREATMENT SERVICES	10.115	4147	17,574,763		15,045,538	---	2,529,225
ADA TREATMENT SVS PS	10.115	4148	232,139		223,286	---	8,853
COMMUNITY 2000	10.110	4649	230,000		208,606	---	21,394
ADA TREATMENT PS/E&E FLEX	10.115	5098	25,793		25,792	---	1
TOBACCO ENFORCEMENT E&E	17.199	5158	129,226		129,226	---	---

Division of Comprehensive Psychiatric Services

HOMELESS MENTALLY ILL	10.225	0321	906,392		906,392	---	---
MEDICATION COST INCREASES	10.315	0373	9,178,336		8,980,203	---	198,133
DES IMP SEX PREDR BLR HOC	16.300	0443	8,694,031		6,119,534	2,574,497	---
RENO BATHS REP FLOORS BIG	16.302	0446	892,610		386,324	506,286	---
MID MO MHC YOUTH SVS PS	10.370	0677	1,785,020		1,784,804	---	216
ADULT COMMUNITY PRGM PS	10.210	1479	2,049,635		1,446,145	---	603,490

STATE OF MISSOURI
SUMMARY OF APPROPRIATION ACTIVITY
GENERAL FUND - GENERAL REVENUE FUNDS
FOR THE APPROPRIATION YEAR 2002

	H.B. No.	Appr. No.	Appropriations	Expenditures and Transfers Out	Biennial Rollovers and Reappropriations to 2003	Lapse of Appropriations
YOUTH COMMUNITY PRGM PS	10.235	1481	835,884	782,106	---	53,778
CPS ADMIN PS	10.205	1844	1,574,494	1,492,774	---	81,720
CPS ADMIN E&E	10.205	1845	343,261	203,993	---	139,268
CPS NURS HOME REFORM	10.215	1862	56,000	56,000	---	---
CIVIL COMM LEGAL FEES	10.220	1864	1,015,000	1,014,996	---	4
OA CIVIL COMM LEGAL FEES	10.220	1865	150,000	116,000	---	34,000
FORENSIC SUPPORT SVS PS	10.230	1866	627,119	619,693	---	7,426
FORENSIC SUPPORT SVS E&E	10.230	1867	122,638	74,974	---	47,664
CPS FUEL & UTILITIES	10.310	1899	5,144,730	4,552,069	---	592,661
ADULT COMMUNITY PRGM E&E	10.210	2052	3,838,611	3,501,690	---	336,921
ADULT COMMUNITY PROGRAM	10.210	2053	72,382,910	71,483,263	---	899,647
YOUTH COMMUNITY PRGM E&E	10.235	2056	2,232,641	2,175,640	---	57,001
YOUTH COMMUNITY PROGRAM	10.235	2057	21,295,796	17,890,264	---	3,405,532
FULTON STATE HOSPITAL E&E	10.335	2061	4,843,007	4,579,371	---	263,636
NW MO PSY REHAB YOUTH E&E	10.340	2062	306,492	306,492	---	---
NW MO PSY REHAB CTR E&E	10.340	2063	1,688,571	1,637,914	---	50,657
STL PSY REHAB CTR E&E	10.345	2064	2,203,198	2,141,162	---	62,036
SW MO PSY REHAB CTR E&E	10.350	2065	528,773	463,815	---	64,958
COTTONWOOD TRMT CTR E&E	10.355	2066	326,468	326,468	---	---
HAWTHORN PSY HOSPITAL E&E	10.360	2067	849,077	849,077	---	---
METRO STL PSY CTR E&E	10.365	2068	3,174,177	3,078,952	---	95,225
MID MO MHC YOUTH SVS E&E	10.370	2069	117,550	96,391	---	21,159
MID MISSOURI MHC E&E	10.370	2077	1,190,285	1,109,918	---	80,367
SOUTHEAST MO MHC E&E	10.375	2083	1,620,458	1,557,517	---	62,941
WEST MO MHC YOUTH SVS E&E	10.380	2088	83,417	83,409	---	8
WESTERN MO MHC E&E	10.380	2090	2,705,685	2,572,741	---	132,944
LOSS OF BENEFITS (NGRI)	10.325	2454	500,000	489,201	---	10,799
NWMO REHAB CTR ADDL BEDS	16.384	2844	360,000	---	360,000	---
ADA WESTERN MO MHC PS	10.380	3005	298,669	298,669	---	---
ADA WESTERN MO MHC E&E	10.380	3006	16,313	14,557	---	1,756
ADA FULTON HOSPITAL PS	10.335	3009	602,385	602,325	---	60
ADA FULTON HOSPITAL E&E	10.335	3010	207,355	207,355	---	---
ADA METRO STL PSY PS	10.365	3011	395,813	395,676	---	137
SEXUAL VIOLENT PRD PGM PS	10.385	3059	2,514,869	2,514,869	---	---
SEXUAL VIOLENT PRD PGM EE	10.385	3060	1,099,179	708,316	---	390,863
WEST MO MHC YOUTH SVS PS	10.380	3909	802,542	800,670	---	1,872
NW MO PSY REHAB YOUTH PS	10.340	4155	1,817,633	1,730,193	---	87,440

						---	---
SW MO PSY REHAB CTR PS	10.350	4157	2,749,023	2,748,902	---	---	121
MINORITY HLTH & AGING E&E	10.205	4652	28,000	5,797	---	---	22,203
HAWTHORN MAIN GYM FLOOR	18.205	4815	110,446	---	110,446	---	---
HAWTHORN ROOFS	18.205	4816	195,698	14,346	181,352	---	---
HAWTHORN FIRE ALARMS	18.205	4817	238,294	15,323	222,971	---	---
MID MO MHC VALVES	18.220	4828	89,456	13,916	75,540	---	---
FULTON STATE LIFE SAFETY	19.075	4898	156,221	87,413	68,808	---	---
ST LOUIS PSYCH ELECTRICAL	19.080	4899	303,776	17,004	286,772	---	---
WESTERN MO NEW FACILITY	19.085	4900	3,448,600	2,266,177	1,182,423	---	---
MID MO MHC AIR HANDLERS	18.220	5079	236,357	---	236,357	---	---
ADULT PRGM PS/E&E FLEX	10.210	5100	227,737	---	---	---	227,737
YOUTH PRGM PS/E&E FLEX	10.235	5102	92,876	---	---	---	92,876
FULTON PS/E&E FLEX	10.335	5105	4,016,605	4,016,605	---	---	---
ADA FULTON PS/E&E FLEX	10.335	5106	66,932	66,932	---	---	---
NWMO PSY CTR PS/E&E FLEX	10.340	5107	1,099,713	1,059,713	---	---	40,000
NWMO YOUTH PS/E&E FLEX	10.340	5110	201,959	201,959	---	---	---
STL PSY CTR PS/E&E FLEX	10.345	5111	1,794,991	1,794,522	---	---	469
SWMO PSY CTR PS/E&E FLEX	10.350	5113	305,447	305,447	---	---	---
COTTONWOOD PS/E&E FLEX	10.355	5114	191,047	191,047	---	---	---
HAWTHORN PS/E&E FLEX	10.360	5115	572,020	572,020	---	---	---
METRO STL PS/E&E FLEX	10.365	5116	1,140,722	1,140,722	---	---	---
ADA METRO STL PS/E&E FLEX	10.365	5118	43,979	43,979	---	---	---
MID MO MHC PS/E&E FLEX	10.370	5119	629,966	629,966	---	---	---
MID MO YOUTH PS/E&E FLEX	10.370	5121	198,335	198,335	---	---	---
SE MO MHC PS/E&E FLEX	10.375	5122	1,577,989	1,577,989	---	---	---
WESTERN MO PS/E&E FLEX	10.380	5123	1,915,514	1,915,472	---	---	42
WESTERN YOUTH PS/E&E FLEX	10.380	5124	89,171	88,343	---	---	828
ADA WESTERN PS/E&E FLEX	10.380	5125	33,185	33,185	---	---	---
SEX PREDATOR PS/E&E FLEX	10.385	5127	279,429	260,679	---	---	18,750
SEMO - PUB BLDG	10.376	7520	129,322	129,322	---	---	---
FULTON STATE HOSPITAL PS	10.335	9381	36,149,448	35,491,496	---	---	657,952
NW MO PSY REHAB CTR PS	10.340	9384	9,897,413	9,554,060	---	---	343,353
STL PSY REHAB CTR PS	10.345	9385	16,154,919	15,604,517	---	---	550,402
COTTONWOOD TRMT CTR PS	10.355	9386	1,719,428	1,719,428	---	---	---
HAWTHORN PSY HOSPTL PS	10.360	9387	5,148,178	5,148,123	---	---	55
METRO STL PSY CTR PS	10.365	9391	10,266,503	9,796,246	---	---	470,257
MID MISSOURI MHC PS	10.370	9393	5,669,695	5,669,695	---	---	---
SOUTHEAST MO MHC PS	10.375	9394	14,201,901	14,201,901	---	---	---
WESTERN MO MHC PS	10.380	9395	17,239,630	16,676,613	---	---	563,017
REPL ROOF BLDG REPS (Fund 0124)	16.280	0337	54,948	54,948	---	---	---
REPL ROOFS ASBEST ABATE (Fund 0124)	16.282	0339	31,741	17,588	14,153	---	---
PROGRAM CENTER REPLACE (Fund 0124)	16.284	0340	100,388	87,589	12,799	---	---
REPL LIGHT ELEC ALARMS (Fund 0124)	16.286	0342	2,400,204	1,732,487	667,717	---	---
REPL WASTE AND WATER (Fund 0124)	16.280	1193	489,400	201,914	287,486	---	---
REPL ROOF TKPT H2OPROOF (Fund 0124)	16.286	1195	303,596	303,596	---	---	---

**STATE OF MISSOURI
SUMMARY OF APPROPRIATION ACTIVITY
GENERAL FUND - GENERAL REVENUE FUNDS
FOR THE APPROPRIATION YEAR 2002**

	H.B. No.	Appr. No.	Appropriations	Expenditures and Transfers Out	Biennial Rollovers and Reappropriations to 2003	Lapse of Appropriations
FSH HEARNES LIGHTNG/ELEC (Fund 0124)	18.195	4808	1,378,042	---	1,378,042	---
FSH BIGGS HVAC (Fund 0124)	18.195	4809	1,403,064	140,936	1,262,128	---
FSH REPLACE LAUNDRY (Fund 0124)	18.195	4810	968,413	31,837	936,576	---
SEMO SHOWER AND TUBS (Fund 0124)	18.235	5083	199,611	19,208	180,403	---
SEMO HOCTOR BLDG PLMBNG (Fund 0124)	18.235	5084	121,827	14,820	107,007	---
SEMO BLAIR ELEVATOR (Fund 0124)	18.235	5085	235,687	27,180	208,507	---
WMMHC-FELIX BLDG WINDWS (Fund 0124)	18.240	5086	148,038	2,231	145,807	---
IMPRV SLSH MAIN BLDG (Fund 0176)	16.274	3825	8,142	7,564	578	---
DES PLAN MH FACS KC (Fund 0176)	16.276	3827	210,269	210,262	7	---
DES PLAN MH FACS KC (Fund 0176)	16.276	3828	16,488,956	7,437,153	9,051,803	---
<u>Division of Mental Retardation - Developmental</u>						
<u>Disabilities</u>						
DES CONST HEAT DIST SYS	16.296	0448	218,252	171,239	47,013	---
INSTALL FIRE PARTITIONS	16.304	0449	84,888	84,888	---	---
COMM SUPPORT STAFF PS	10.425	0458	984,596	971,848	---	12,748
ALBANY RC PS	10.500	0460	1,207,947	1,195,554	---	12,393
CENTRAL MO RC PS	10.505	0461	1,329,547	1,274,896	---	54,651
HANNIBAL RC PS	10.510	0462	1,610,033	1,527,151	---	82,882
JOPLIN RC PS	10.515	0463	1,514,885	1,505,089	---	9,796
KANSAS CITY RC PS	10.520	0464	2,168,475	2,140,485	---	27,990
KIRKSVILLE RC PS	10.525	0466	1,139,423	1,104,347	---	35,076
POPLAR BLUFF RC PS	10.530	0467	1,367,992	1,312,741	---	55,251
ROLLA RC PS	10.535	0468	1,449,565	1,435,527	---	14,038
SIKESTON RC PS	10.540	0469	1,310,711	1,264,445	---	46,266
SPRINGFIELD RC PS	10.545	0470	1,687,545	1,598,698	---	88,847
ST LOUIS RC PS	10.550	0471	3,471,845	3,367,927	---	103,918
BELLEFONTAINE HC PS	10.570	0473	19,350,963	18,924,765	---	426,198
HIGGINSVILLE HC PS	10.575	0474	8,034,093	7,862,796	---	171,297
MARSHALL HC PS	10.580	0475	19,001,672	17,989,773	---	1,011,899
NEVADA HC PS	10.585	0476	7,797,004	7,497,043	---	299,961
ST LOUIS DDTDC PS	10.590	0477	14,989,223	14,514,597	---	474,626
SOUTHEAST MO RES SVCS PS	10.595	0478	4,848,859	4,645,771	---	203,088
DEMOLITION OF BUILDINGS	16.304	1325	70,049	61,677	8,372	---
PLAN DES MEDICAL FAC MHC	16.306	1476	1,078,592	508,978	569,614	---
MRDD ADMIN PS	10.405	1911	1,270,645	1,231,755	---	38,890
MRDD ADMIN E&E	10.405	1912	247,657	124,372	---	123,285

COMMUNITY PROGRAMS	10.415	1919	75,353,644	73,189,866	---	2,163,778
AUTISTIC CLIENTS	10.415	1928	4,057,273	4,000,130	---	57,143
CHILDHOOD INTERVENT SVS	10.415	1932	1,400,135	1,282,014	---	118,121
NW COMMUNITY SERVICES PS	10.575	1937	1,929,241	1,929,239	---	2
NURSING HOME REFORM	10.430	1943	82,357	79,672	---	2,685
FUEL & UTILITIES	10.560	1951	3,143,887	2,791,891	---	351,996
COMM SUPPORT STAFF E&E	10.425	2094	2,090,092	1,939,087	---	151,005
ALBANY RC E&E	10.500	2101	258,252	193,199	---	65,053
CENTRAL MO RC E&E	10.505	2102	154,446	92,193	---	62,253
HANNIBAL RC E&E	10.510	2108	319,327	269,427	---	49,900
JOPLIN RC E&E	10.515	2111	361,388	244,814	---	116,574
KANSAS CITY RC E&E	10.520	2112	381,393	297,348	---	84,045
KIRKSVILLE RC E&E	10.525	2113	263,867	210,049	---	53,818
POPLAR BLUFF RC E&E	10.530	2115	238,844	186,988	---	51,856
ROLLA RC E&E	10.535	2116	173,744	155,082	---	18,662
SIKESTON RC E&E	10.540	2117	236,369	196,350	---	40,019
SPRINGFIELD RC E&E	10.545	2118	379,912	334,073	---	45,839
ST LOUIS DDTC E&E	10.590	2119	1,900,000	1,665,813	---	234,187
SOUTHEAST MO RES SVCS E&E	10.595	2120	734,085	712,311	---	21,774
ST LOUIS RC E&E	10.550	2332	408,596	349,615	---	58,981
BELLEFONTAINE HC E&E	10.570	2337	1,794,102	1,572,170	---	221,932
HIGGINSVILLE HC E&E	10.575	2348	1,446,522	1,134,684	---	311,838
MARSHALL HC E&E	10.580	2354	1,644,358	1,305,496	---	338,862
NEVADA HC E&E	10.585	2356	1,760,704	1,494,942	---	265,762
C & F DIRECTED SUPPORTS	10.415	2770	22,003,479	21,523,287	---	480,192
FAMILY SUPP&LOAN PROGRAM	10.420	4161	661,789	652,320	---	9,469
BELLEFONTAINE WINDOWS	18.190	4807	196,548	---	196,548	---
KCRC ROOF	18.200	4812	162,067	6,911	155,156	---
SIKESTON SUMP PUMPS	18.200	4813	69,977	3,431	66,546	---
SIKESTON EMERG GENERATOR	18.200	4814	114,026	15,492	98,534	---
HIGGINSVILLE SEWER	18.210	4825	73,320	10,737	62,583	---
HIGGINSVILLE B ELECTRICAL	18.210	4826	65,508	---	65,508	---
NEVADA WAREHOUSE ROOF	18.225	4830	167,335	10,084	157,251	---
NEVADA STAFF BLDG ROOF	18.225	4831	65,142	---	65,142	---
SOUTH GRAND WATER HEATERS	18.230	4832	50,098	---	50,098	---
SOUTH GRAND CARPET/VINYL	18.230	4833	202,656	---	202,656	---
STL DDTC VARIOUS HVAC	18.230	4834	30,222	7,049	23,173	---
HIGGINSVILLE B ROOF	18.210	5080	387,219	---	387,219	---
HIGGINSVILLE D ROOF	18.210	5081	387,219	---	387,219	---
COMM SUPPORT PS/E&E FLEX	10.425	5129	109,399	93,143	---	16,256
ALBANY RC PS/E&E FLEX	10.500	5131	134,216	129,716	---	4,500
CENTRAL MO RC PS/E&E FLEX	10.505	5132	147,727	134,066	---	13,661
HANNIBAL RC PS/E&E FLEX	10.510	5133	178,892	178,892	---	---
JOPLIN RC PS/E&E FLEX	10.515	5134	168,320	96,466	---	71,854
KC RC PS/E&E FLEX	10.520	5135	240,942	160,897	---	80,045

**STATE OF MISSOURI
SUMMARY OF APPROPRIATION ACTIVITY
GENERAL FUND - GENERAL REVENUE FUNDS
FOR THE APPROPRIATION YEAR 2002**

	H.B. No.	Appr. No.	Appropriations	Expenditures and Transfers Out	Biennial Rollovers and Reappropriations to 2003	Lapse of Appropriations
KIRKSVILLE RC PS/E&E FLEX	10.525	5137	126,603	111,708	---	14,895
POPLAR BLUFF PS/E&E FLEX	10.530	5138	151,999	151,788	---	211
ROLLA RC PS/E&E FLEX	10.535	5139	161,063	160,501	---	562
SIKESTON RC PS/E&E FLEX	10.540	5140	145,634	145,597	---	37
SPRINGFIELD PS/E&E FLEX	10.545	5142	187,505	97,890	---	89,615
STL RC PS/E&E FLEX	10.550	5143	385,761	382,443	---	3,318
BELLEFONTAINE PS/E&E FLEX	10.570	5144	2,150,107	2,150,104	---	3
HIGGINSVILLE PS/E&E FLEX	10.575	5146	892,677	892,619	---	58
NW COMMUNITY PS/E&E FLEX	10.575	5148	214,360	214,340	---	20
MARSHALL PS/E&E FLEX	10.580	5150	2,111,297	2,111,297	---	---
NEVADA PS/E&E FLEX	10.585	5152	866,334	866,334	---	---
STL DDTTC PS/E&E FLEX	10.590	5153	1,665,469	1,663,550	---	1,919
SE MO RES SVS PS/E&E FLEX	10.595	5155	538,762	463,762	---	75,000
SLDDTC PUB BLDG	10.591	7525	84,861	82,648	---	2,213
REPAIR ELEVATORS (Fund 0124)	16.288	0343	316,758	314,215	2,543	---
REPLACE SHINGLE ROOF (Fund 0124)	16.290	0344	58,963	58,963	---	---
REPL ELECT HVAC STEAM (Fund 0124)	16.292	0346	80,820	78,693	2,127	---
REP FLR ROOF WINDOWS (Fund 0124)	16.294	0347	630,948	545,612	85,336	---
TKPT H2OPRF REPL ROOF (Fund 0124)	16.298	0348	233,461	217,181	16,280	---
REPL WIND ELEC INT REPS (Fund 0124)	16.288	1196	564,600	328,513	236,087	---
REPLACE ROOF (Fund 0124)	16.290	1197	98,688	94,432	4,256	---
REPLACE CENTRAL AC (Fund 0124)	16.290	1198	7,787	---	7,787	---
REP ROOF REPAIR 13 LOA (Fund 0124)	16.292	1199	665,300	637,412	27,888	---
REPL CHILL REP ELEV (Fund 0124)	16.294	1200	10,651	---	10,651	---
BELLEFONTAINE ELECTRICAL (Fund 0124)	18.190	4805	1,308,085	67,211	1,240,874	---
BELLEFONTAINE FURNACE (Fund 0124)	18.190	4806	228,937	---	228,937	---
HANNIBAL ADMIN ROOF (Fund 0124)	18.200	4811	299,693	13,015	286,678	---
HIGGINSVILLE E ROOF (Fund 0124)	18.210	4818	374,579	26,099	348,480	---
HIGGINSVILLE C ROOF (Fund 0124)	18.210	4819	374,579	---	374,579	---
HIGGINSVILLE REMOVE SOIL (Fund 0124)	18.210	4822	625,154	---	625,154	---
HIGGINSVILLE E HVAC (Fund 0124)	18.210	4823	767,004	---	767,004	---
HIGGINSVILLE F HVAC (Fund 0124)	18.210	4824	767,004	---	767,004	---
STL DDTTC VARIOUS HVAC (Fund 0124)	18.230	4835	115,699	---	115,699	---
MHC HOSP FAN COILS (Fund 0124)	18.215	5082	304,047	31,130	272,917	---
COMMUNITY PROGRAMS (Fund 0176)	10.415	0395	4,544,329	4,000,019	---	544,310

DEPARTMENT OF NATURAL RESOURCES

STATEWIDE EMERGENCY REQ	16.096	0263	12	---	12	---
STATEWIDE HAZARDOUS MAT	16.098	0275	12	---	12	---
STATEWIDE PAV MNGT SYS	16.104	0285	12	---	12	---
AGENCY WIDE OPERATIONS	06.210	0566	96,247	59,232	---	37,015
MINORITY SCHOLARSHIPS	06.455	0811	50,000	47,000	---	3,000
LEASE AND/OR STATE OWNED	13.017	2614	178,350	89,172	89,178	---
AGENCY WIDE OPERATIONS	17.060	2683	111,890	---	111,890	---
DNR LEASING	17.228	3331	104,304	---	104,304	---
LEWIS AND CLARK	06.213	3875	825,000	117,176	683,073	24,751
DNR LEASING	13.045	4305	988,086	471,736	516,350	---
CAPITOL BOOK PROJECT	06.267	5029	25,000	---	16,750	8,250
STATEWIDE EMERGENCY REQ (Fund 0124)	16.096	0266	12	---	12	---
STATEWIDE HAZARDOUS MAT (Fund 0124)	16.098	0277	73,045	67,059	5,986	---
STATEWIDE UNPROGRAM REQ (Fund 0124)	16.100	0279	77,493	51,859	25,634	---
STATEWIDE ROOF MGMT SYS (Fund 0124)	16.102	0284	12	---	12	---
STATEWIDE PAV MNGT SYS (Fund 0124)	16.104	0287	12	---	12	---
STATEWIDE MTN REPAIR (Fund 0124)	16.106	0288	12	---	12	---
DC STATEWIDE EMERGENCY (Fund 0124)	18.025	4677	24	---	24	---
DC STATEWIDE HAZ MATERIAL (Fund 0124)	18.030	4679	74	50	24	---
DC STATEWIDE UNPROGRMED (Fund 0124)	18.035	4680	6,148	185	5,963	---
DC STATEWIDE ROOF (Fund 0124)	18.040	4684	24	---	24	---
DC STATEWIDE PAVING (Fund 0124)	18.045	4685	24	---	24	---
DC STATEWIDE ASSESSMENT (Fund 0124)	18.050	4686	24	---	24	---
DC STATEWIDE M&R (Fund 0124)	18.050	4687	12	---	12	---
LEWIS AND CLARK (Fund 0139)	06.213	5059	825,000	---	825,000	---
<u>Office of Director</u>						
DIRECTOR'S OFFICE PS	06.200	0953	237,032	215,068	---	21,964
<u>Division of Administrative Support</u>						
DIV OF ADMIN SUPPORT PS	06.205	0955	1,192,016	1,019,944	---	172,072
DIV OF ADMIN SUPPORT E&E	06.205	7442	172,954	3,088	---	169,866
<u>Energy Center</u>						
ENERGY PRGM OPERATING PS	06.220	3293	49,460	39,529	---	9,931
<u>Division of Environmental Quality</u>						
ENVIRONMENT QUALITY PS	06.300	0850	6,754,680	5,975,274	---	779,406
ENVIRONMENT QUALITY E&E	06.300	0851	1,809,248	1,177,210	---	632,038
DRINKING WATER LOAN	06.350	1440	2,476,350	246,223	2,155,837	74,290
LOW INC EMISSION REPAIR	06.372	1926	250,000	---	---	250,000
DRINKING WATER LOAN	17.118	2556	2,619,000	317,126	2,301,874	---
DRINKING WATER LOAN	17.124	3279	2,619,000	---	2,619,000	---

**STATE OF MISSOURI
SUMMARY OF APPROPRIATION ACTIVITY
GENERAL FUND - GENERAL REVENUE FUNDS
FOR THE APPROPRIATION YEAR 2002**

	H.B. No.	Appr. No.	Appropriations	Expenditures and Transfers Out	Biennial Rollovers and Reappropriations to 2003	Lapse of Appropriations
DRINKING WATER SYS LOANS	17.120	3485	1,096,734	958,830	137,904	---
DRINKING WATER SYS LOANS	17.122	4284	4,094,922	1,140,313	2,954,609	---
ENVIRONMENTAL DAMAGES	06.430	4303	74,519	19,258	---	55,261
RIVERFLOW OBSTRUCTIONS	17.162	4641	381,746	326,736	55,010	---
LOW INC EMISSION REPAIR	17.160	4646	196,527	91,637	104,890	---
ENVIRONMENTAL DAMAGES (Fund 0198)	06.430	4304	141,599	2,944	---	138,655
<u>Division of Geology and Land Survey</u>						
DGLS PS/E&E FLEX	06.295	0571	54,283	37,867	---	16,416
DGLS OPERATION PS	06.295	2395	2,424,249	2,209,262	---	214,987
DGLS OPERATION E&E	06.295	2396	537,075	386,710	---	150,365
DES IMPRVMT DIV GEO LS	16.146	3529	64,920	59,677	5,243	---
DGLS OPERATIONAL M&R (Fund 0124)	06.290	3394	8,759	8,400	---	359
DGLS HVAC RENOVATIONS (Fund 0124)	18.100	4719	2,386,719	44,470	2,342,249	---
<u>Division of State Parks</u>						
LANDMARK LOCAL PARKS	06.280	1413	2,200,000	---	---	2,200,000
LOCAL PARKS	06.280	1414	1,100,000	---	---	1,100,000
STATE PARK OPERATION PS	06.235	1944	581,686	487,207	---	94,479
STATE PARK OPERATION E&E	06.235	1945	214,377	160,666	---	53,711
MATCH GRANTS LOCAL PARKS	17.070	2472	179,000	75,000	104,000	---
LANDMARK LOCAL PARKS	17.062	2545	2,374,280	---	2,374,280	---
LOCAL PARKS	17.062	2547	1,582,852	402,363	1,180,489	---
LANDMARK LOCAL PARKS	17.072	3264	1,554,925	---	1,554,925	---
LOCAL PARKS	17.072	3265	847,577	284,944	562,633	---
MATCH GRTS LOCL LNDMK PKS	17.068	3466	72,000	72,000	---	---
MATCH GRANTS LOCAL PARKS	17.068	3467	430,139	173,466	256,673	---
MATCH GRTS LOCL LNDMK PKS	17.066	4223	1,128,000	1,128,000	---	---
MATCH GRANTS LOCAL PARKS	17.066	4225	83,809	83,263	546	---
MATCHING GRANTS LOCAL PKS	17.064	4329	1,292,925	706,285	586,640	---
<u>DEPARTMENT OF PUBLIC SAFETY</u>						
STATEWIDE EMERGENCY REQ	16.096	0263	4,131	4,130	1	---
STATEWIDE HAZARDOUS MAT	16.098	0275	12	---	12	---
STATEWIDE UNPROGRAM REQ	16.100	0278	1	---	1	---

STATEWIDE ROOF MGMT SYS	16.102	0283	8,573	---	8,573	---
STATEWIDE PAV MNGT SYS	16.104	0285	15,442	15,430	12	---
MANAGED BY FM	13.015	1059	963,874	343,413	620,461	---
STATEWIDE EMERGENCY REQ (Fund 0124)	16.096	0266	79,881	71,510	8,371	---
STATEWIDE HAZARDOUS MAT (Fund 0124)	16.098	0277	12	---	12	---
STATEWIDE UNPROGRAM REQ (Fund 0124)	16.100	0279	58,405	58,405	---	---
STATEWIDE ROOF MGMT SYS (Fund 0124)	16.102	0284	3,272	2,381	891	---
STATEWIDE PAV MNGT SYS (Fund 0124)	16.104	0287	31,881	29,616	2,265	---
STATEWIDE MTN REPAIR (Fund 0124)	16.106	0288	256,843	62,351	194,492	---
DC STATEWIDE EMERGENCY (Fund 0124)	18.025	4677	24	---	24	---
DC STATEWIDE HAZ MATERIAL (Fund 0124)	18.030	4679	24	---	24	---
DC STATEWIDE UNPROGRMED (Fund 0124)	18.035	4680	26,285	24,721	1,564	---
DC STATEWIDE ROOF (Fund 0124)	18.040	4684	24	---	24	---
DC STATEWIDE PAVING (Fund 0124)	18.045	4685	24	---	24	---
DC STATEWIDE ASSESSMENT (Fund 0124)	18.050	4686	24	---	24	---
DC STATEWIDE M&R (Fund 0124)	18.050	4687	12	---	12	---
<u>Office of the Director</u>						
OPERATION PAYBACK	08.005	0624	100,000	950	---	99,050
DIRECTOR ADMIN PS	08.005	1097	1,205,320	1,078,638	---	126,682
LOCAL GOVT/SCHOOL	08.030	3274	800,000	617,272	---	182,728
COMM ORIENTED POLICING	08.045	3275	180,000	64,402	---	115,598
METH & ECSTASY INITIATIVE	08.080	3915	225,000	---	---	225,000
MULTI JURIS TASK FORCES	08.075	4477	50,000	30,046	---	19,954
REGIONAL CRIME LABS	08.070	4764	400,000	300,493	---	99,507
WITNESS PROTECTION	08.050	6460	7,000	1,803	---	5,197
DIRECTOR ADMIN E&E	08.005	8094	550,060	179,685	---	370,375
OPERATIONAL M&R (Fund 0124)	08.010	3398	185,889	109,059	---	76,830
<u>Division of Fire Safety</u>						
F S ADMIN PS	08.185	1103	2,018,992	1,830,888	---	188,104
F S ADMIN E&E	08.185	1107	673,615	238,950	---	434,665
FIREFIGHTER TRAINING	08.190	7496	354,442	---	---	354,442
<u>Capitol Police</u>						
CAPITOL POLICE PS	08.105	3300	1,371,487	1,346,547	---	24,940
CAPITOL POLICE E&E	08.105	3301	308,140	113,017	---	195,123
	& 15.093					
<u>State Highway Patrol</u>						
SHP TECHNICAL SERVICE PS	08.160	0628	388,111	354,950	---	33,161
SHP ENFORCEMENT PS	08.125	1134	5,683,994	5,447,589	---	236,405
SHP ENFORCEMENT E&E	08.125	1139	1,320,370	937,818	---	382,552
SHP ACADEMY E&E	08.145	1146	620,375	335,803	---	284,572
SHP TECHNICAL SERVICE E&E	08.160	2283	352,753	166,841	---	185,912

**STATE OF MISSOURI
SUMMARY OF APPROPRIATION ACTIVITY
GENERAL FUND - GENERAL REVENUE FUNDS
FOR THE APPROPRIATION YEAR 2002**

	H.B. No.	Appr. No.	Appropriations	Expenditures and Transfers Out	Biennial Rollovers and Reappropriations to 2003	Lapse of Appropriations
VEHICLE REPLACEMENT	08.135	2336	220,717	50,712	---	170,005
SHP ACADEMY PS	08.145	2338	496,218	461,067	---	35,151
SHP ENFORCEMENT DRUG E&E	08.125	2888	1,011,955	970,314	---	41,641
CRIME LABS DRUG E&E	08.140	2889	213,800	213,045	---	755
SHP TECH SVC DRUG E&E	08.160	2891	135,410	119,662	---	15,748
CRIME LABS PS	08.140	4342	1,218,981	1,126,211	---	92,770
CRIME LABS E&E	08.140	4343	337,281	275,281	---	62,000
FRINGE BENEFITS PS	08.115	4344	2,899,045	2,857,239	---	41,806
FRINGE BENEFITS E&E	08.115	4347	199,328	198,813	---	515
GASOLINE PURCHASE	08.130	2335	170,286	125,235	---	45,051
<u>Division of Liquor Control</u>						
REFUND UNUSED STICKERS	08.180	1161	18,000	14,292	---	3,708
LIQUOR CONTROL PS	08.175	5283	3,155,931	2,800,783	---	355,148
LIQUOR CONTROL E&E	08.175	5284	699,444	478,447	---	220,997
<u>Missouri State Water Patrol</u>						
STATE WATER PATROL PS	08.170	1171	4,174,585	3,832,781	---	341,804
STATE WATER PATROL E&E	08.170	1175	835,251	184,426	---	650,825
WATER PATROL DRUG E&E	08.170	2892	27,562	1,754	---	25,808
SWP FUEL EXPENSES	08.170	4950	40,000	26,306	---	13,694
<u>Adjutant General</u>						
ADMIN SUPPORT FED PROJS	16.216	0417	128,095	119,864	8,231	---
DC MNGT INSPCTN FEDPROJS	16.218	0418	172,082	127,467	44,615	---
SITE EROSION REPAIR	16.220	0419	321	---	321	---
LIFESAF DEFICS CORR STAT	16.224	0426	100,430	53,316	47,114	---
FIELD SUPPORT FUEL & UTIL	08.285	0978	1,382,651	841,171	---	541,480
CONST NEW ARMORY SEDALIA	16.222	0991	396,252	268,712	127,540	---
A G ADMIN PS	08.255	1226	1,945,167	1,586,894	---	358,273
A G ADMIN E&E	08.255	1228	286,147	155,645	---	130,502
A G FIELD SUPPORT PS	08.285	1229	994,846	818,821	---	176,025
A G FIELD SUPPORT E&E	08.285	1231	349,475	204,291	---	145,184
RENOVATE ARMORY	16.220	1319	260,606	260,606	---	---
RENOVATE ARMORY	16.220	1320	228,833	9,734	219,099	---
SHOW-ME CHALLENGE E&E	08.305	2289	543,442	435,184	---	108,258

DPS SEDALIA ARMORY	16.380	2484	1,031,760	169,854	861,906	---
TUITION ASSISTANCE	08.270	2762	200,000	90,803	---	109,197
ADJ GEN DRUG E&E	08.255	2894	90,000	36,818	---	53,182
A G AIR SEARCH & RESCUE	08.315	3984	44,247	17,619	---	26,628
SHOW-ME CHALLENGE PS	08.305	4338	606,831	570,321	---	36,510
TROUPERS TRNG SCHOOL E&E	08.310	4341	20,831	---	---	20,831
CONTRACT SERVICES PS	08.300	4502	569,208	502,424	---	66,784
CONTRACT SERVICES E&E	08.300	4503	475,912	374,525	---	101,387
TROUPERS TRNG SCHOOL PS	08.310	4581	150,700	126,556	---	24,144
ORG MTN CAMP CROWDER	16.206	4619	82,387	19,250	63,137	---
ADJ GEN FED PROJECT ADMIN	19.055	4892	200,000	23,193	176,807	---
ADJ GEN REVOLVING ACCOUNT	19.060	4893	200,000	14,346	185,654	---
MARYVILLE ARMORY	19.070	4895	1,757,698	387,651	1,370,047	---
ROOF REPL MASONARY WALL (Fund 0124)	16.208	0320	189,736	162,451	27,285	---
REPAIR THE ROUTE C TOWER (Fund 0124)	16.212	0326	13,502	9,752	3,750	---
EXTERIOR MASONRY WALL (Fund 0124)	16.208	1142	230,444	30,870	199,574	---
DRAINAGE TKPT H2OPROOF (Fund 0124)	16.208	1144	262,126	8,500	253,626	---
ROOF REPLACEMENT (Fund 0124)	16.208	1145	221,773	136,126	85,647	---
EXTERIOR REPAIRS (Fund 0124)	16.208	1147	88,710	67,083	21,627	---
ROOF REPLACEMENT (Fund 0124)	16.208	1149	29,302	23,610	5,692	---
ROOF REPAIRS (Fund 0124)	16.208	1151	109,725	53,674	56,051	---
REP DOOR EXT RENO HVAC (Fund 0124)	16.208	1162	395,497	229,430	166,067	---
STRUCTURAL REPAIRS (Fund 0124)	16.208	1163	82,132	19,284	62,848	---
HVAC RENOVATION AND BOIL (Fund 0124)	16.208	1164	97,280	---	97,280	---
ROOF REPLACEMENT (Fund 0124)	16.208	1165	55,547	---	55,547	---
ROOF REPLACEMENT (Fund 0124)	16.208	1168	75,805	26,799	49,006	---
EXTERIOR MASONRY WALL (Fund 0124)	16.208	1169	213,700	25,547	188,153	---
EXTERIOR MASONRY WALL (Fund 0124)	16.208	1170	240,500	24,254	216,246	---
ROOF WINDOWS FLR ELECT (Fund 0124)	16.208	1174	636,661	357,619	279,042	---
HVAC RENOVATION (Fund 0124)	16.208	1176	96,900	12,183	84,717	---
REPL ROOF REP MASON WALL (Fund 0124)	16.208	1178	791,342	113,809	677,533	---
PLUMBING RENO ROOF REPL (Fund 0124)	16.208	1180	85,826	85,826	---	---
REP ROOF WALLS FLRS (Fund 0124)	16.208	1181	135,301	27,963	107,338	---
PAVEMENT REPAIRS (Fund 0124)	16.208	1182	10,498	10,498	---	---
WINDOW REPLACEMENT DRI (Fund 0124)	16.208	1184	114,100	---	114,100	---
EXTERIOR MASONRY WALL (Fund 0124)	16.208	1185	22,963	22,963	---	---
STRUCTURAL EXTERIOR REPA (Fund 0124)	16.208	1186	116,691	59,820	56,871	---
STRUC REP ROOFS (Fund 0124)	16.208	1187	2,106	---	2,106	---
REPL ROOF TKPT H2OPROOF (Fund 0124)	16.208	1188	385,875	334,766	51,109	---
DRIVE PARKING LOT REPA (Fund 0124)	16.208	1189	17,056	---	17,056	---
PLUMBING SYSTEM RENOVATI (Fund 0124)	16.208	1190	180,300	2,776	177,524	---
OPERATIONAL M&R (Fund 0124)	08.280	3403	399,881	399,821	---	60
ADJ GEN LIFE SAFETY CODE (Fund 0124)	18.140	4742	218,729	8,610	210,119	---
NG ALBANY FLOOR (Fund 0124)	18.140	4743	57,953	---	57,953	---

**STATE OF MISSOURI
SUMMARY OF APPROPRIATION ACTIVITY
GENERAL FUND - GENERAL REVENUE FUNDS
FOR THE APPROPRIATION YEAR 2002**

	<u>H.B. No.</u>	<u>Appr. No.</u>	<u>Appropriations</u>	<u>Expenditures and Transfers Out</u>	<u>Biennial Rollovers and Reappropriations to 2003</u>	<u>Lapse of Appropriations</u>
NG ANDERSON MASNRY WALL (Fund 0124)	18.140	4744	162,684	---	162,684	---
NG CAPE GIRARDEAU WINDWS (Fund 0124)	18.140	4745	112,647	---	112,647	---
NG CARUTHERSVILLE FLOOR (Fund 0124)	18.140	4746	60,084	---	60,084	---
NG CARUTHERSVILLE REPAIR (Fund 0124)	18.140	4747	93,803	3,597	90,206	---
NG CHARLESTON PLUMBING (Fund 0124)	18.140	4748	190,177	5,062	185,115	---
NG CHARLESTON WALL REPR (Fund 0124)	18.140	4749	96,285	---	96,285	---
NG CLINTON WINDOWS (Fund 0124)	18.140	4750	49,394	---	49,394	---
NG DESOTO PARKING LOT (Fund 0124)	18.140	4751	98,883	2,013	96,870	---
NG DONIPHAN EXTRIOR WALL (Fund 0124)	18.140	4752	159,044	1,843	157,201	---
NG DONIPHAN FLOOR (Fund 0124)	18.140	4753	74,568	---	74,568	---
NG FARMINGTON ASPHALT (Fund 0124)	18.140	4754	77,421	---	77,421	---
NG FULTON WINDOWS (Fund 0124)	18.140	4755	112,546	---	112,546	---
NG HANNIBAL PARKING LOT (Fund 0124)	18.140	4756	97,641	---	97,641	---
NG HARRISONVILLE ROOF (Fund 0124)	18.140	4757	160,483	2,663	157,820	---
NG IKE SKELTON USPFO ROOF (Fund 0124)	18.140	4758	315,653	---	315,653	---
NG INDEPENDENCE RENVATE (Fund 0124)	18.140	4759	255,674	---	255,674	---
NG JACKSON ROOF (Fund 0124)	18.140	4760	143,964	---	143,964	---
NG JACKSON WINDOWS (Fund 0124)	18.140	4761	111,521	---	111,521	---
NG JEFF CITY ROOF (Fund 0124)	18.140	4762	144,925	---	144,925	---
NG KIRKSVILLE HVAC (Fund 0124)	18.140	4763	96,865	1,971	94,894	---
NG LAMAR HVAC (Fund 0124)	18.140	4765	142,196	9,532	132,664	---
NG MEXICO WINDOWS (Fund 0124)	18.140	4766	51,730	---	51,730	---
NG MOBERLY WINDOWS (Fund 0124)	18.140	4768	88,240	---	88,240	---
NG PERRYVILLE ASPHALT (Fund 0124)	18.140	4769	137,159	---	137,159	---
NG RICHMOND ROOF (Fund 0124)	18.140	4770	161,204	20,647	140,557	---
NG RICHMOND WINDOWS (Fund 0124)	18.140	4771	50,427	---	50,427	---
NG ROLLA WINDOWS (Fund 0124)	18.140	4776	76,167	35,685	40,482	---
NG SIKESTON RENOVATE (Fund 0124)	18.140	4777	865,453	165,906	699,547	---
NG SPRINGFIELD HVAC (Fund 0124)	18.140	4778	53,571	---	53,571	---
NG SPRINGFIELD ROOF (Fund 0124)	18.140	4779	861,121	23,537	837,584	---
NG WARRENSBURG ROOF (Fund 0124)	18.140	4780	293,538	18,702	274,836	---
<u>State Emergency Management Agency</u>						
A G SEMA PS	08.320	1237	1,521,486	1,396,218	---	125,268
A G SEMA E&E	08.320	1241	267,970	218,435	---	49,535
SEMA GRANT	08.330	3299	1,141,264	1,062,795	---	78,469
LOCAL HAZARD MITIGATION	08.320	4434	100,000	---	---	100,000

Missouri Veterans' Commission

VETERANS HOMES PS	08.220	2340	6,811,310	4,949,140	---	1,862,170
VETERANS HOMES E&E	08.220	2341	341,121	218,319	---	122,802
ADMIN & SERVICES PS	08.215	8734	1,656,052	1,604,197	---	51,855
ADMIN & SERVICE E&E	08.215	8736	278,999	242,729	---	36,270

DEPARTMENT OF REVENUE

MANAGED BY FM	13.015	1059	1,825,127	825,701	999,426	---
MANAGED BY FM	17.224	3324	295,200	---	295,200	---

Division of Administration

POSTAGE	04.010	0075	3,387,623	1,832,748	---	1,554,875
DIV OF ADMINISTRATION PS	04.005	1249	4,026,030	3,180,406	---	845,624
DIV OF ADMINISTRATION E&E	04.005	1253	560,586	150,056	---	410,530

Division of Motor Vehicle and Drivers**Licensing**

MV/DL CENTRAL OFFICE PS	04.005	2752	180,067	81,294	---	98,773
MV/DL CENTRAL OFFICE E&E	04.005	2753	81,059	27,323	---	53,736

Division of Motor Vehicle and Drivers**Licensing - Branch Offices**

BRANCH OFFICES PS	04.005	2357	127,683	66,076	---	61,607
BRANCH OFFICES E&E	04.005	2358	10,021	5,500	---	4,521

Division of Taxation

DELINQUENT COLLECTN FEES	04.095	0096	2,779,000	2,096,914	---	682,086
GR REFUNDS (REG)	04.030	1243	1,116,640,512	1,116,640,512	---	---
DIV OF TAXATION PS	04.005	1267	25,414,021	22,809,803	---	2,604,218
COUNTY STOCK INSUR TAX	04.055	2705	150,000	150,000	---	---
MULTISTATE TAX COMM DUES	04.125	4461	232,101	232,101	---	---
COUNTY FILING FEES	04.100	7024	200,000	169,363	---	30,637
DIV OF TAXATION E&E	04.005	8489	7,248,255	5,628,815	---	1,619,440

State Tax Commission

STATE TAX COMMISSION PS	04.025	0083	3,085,100	2,840,068	---	245,032
ASSESSMENT MAINTENANCE	04.045	1044	18,218,433	18,218,433	---	---
STATE TAX COMMISSION E&E	04.025	2138	666,830	440,081	---	226,749
ASSESSOR CERTIFICATION	04.050	3091	100,800	94,275	---	6,525

Missouri Lottery Commission

STATEWIDE EMERGENCY REQ	16.096	0263	12	---	12	---
STATEWIDE HAZARDOUS MAT	16.098	0275	12	---	12	---
STATEWIDE UNPROGRAM REQ	16.100	0278	12	---	12	---

STATE OF MISSOURI
SUMMARY OF APPROPRIATION ACTIVITY
GENERAL FUND - GENERAL REVENUE FUNDS
FOR THE APPROPRIATION YEAR 2002

	H.B. No.	Appr. No.	Appropriations	Expenditures and Transfers Out	Biennial Rollovers and Reappropriations to 2003	Lapse of Appropriations
STATEWIDE ROOF MGMT SYS	16.102	0283	12	---	12	---
STATEWIDE PAV MNGT SYS	16.104	0285	12	---	12	---
STATEWIDE EMERGENCY REQ (Fund 0124)	16.096	0266	12	---	12	---
STATEWIDE HAZARDOUS MAT (Fund 0124)	16.098	0277	12	---	12	---
STATEWIDE UNPROGRAM REQ (Fund 0124)	16.100	0279	12	---	12	---
STATEWIDE PAV MNGT SYS (Fund 0124)	16.104	0287	12	---	12	---
STATEWIDE MTN REPAIR (Fund 0124)	16.106	0288	12	---	12	---
DC STATEWIDE EMERGENCY (Fund 0124)	18.025	4677	24	---	24	---
DC STATEWIDE HAZ MATERIAL (Fund 0124)	18.030	4679	24	---	24	---
DC STATEWIDE UNPROGRMED (Fund 0124)	18.035	4680	24	---	24	---
DC STATEWIDE ROOF (Fund 0124)	18.040	4684	24	---	24	---
DC STATEWIDE PAVING (Fund 0124)	18.045	4685	24	---	24	---
DC STATEWIDE ASSESSMENT (Fund 0124)	18.050	4686	24	---	24	---
DC STATEWIDE M&R (Fund 0124)	18.050	4687	12	---	12	---
 <u>DEPARTMENT OF SOCIAL SERVICES</u>						
STATEWIDE EMERGENCY REQ	16.096	0263	6,513	6,513	---	---
STATEWIDE HAZARDOUS MAT	16.098	0275	1,701	---	1,701	---
STATEWIDE UNPROGRAM REQ	16.100	0278	2,402	2,401	1	---
STATEWIDE ROOF MGMT SYS	16.102	0283	3,681	369	3,312	---
STATEWIDE PAV MNGT SYS	16.104	0285	12	---	12	---
SOCIAL SERVICES LEASING	13.100	1434	20,593,979	7,897,063	12,696,916	---
SOCIAL SERVICES LEASING	17.232	2599	395,275	---	395,275	---
LEASE AND/OR STATE OWNED	13.017	2614	2,507,737	1,197,180	1,310,557	---
GRANDPARENT FOSTER CARE	11.150	2920	12,684,205	6,714,834	---	5,969,371
SOCIAL SERVICES LEASING	17.226	3312	321,772	---	321,772	---
DES IMPRV FACS STWIDE	16.316	3359	1,048,528	---	1,048,528	---
SYS FURN STR MODS	17.222	4515	927,505	549,088	378,417	---
BOOTHEEL PROJECT	11.135	4869	1,000,000	20,000	---	980,000
GRACE HILL	11.135	4937	200,000	102,971	---	97,029
LINDBERGH FAMILY CTR	11.135	4938	300,000	244,908	---	55,092
CASE MANAGEMENT CONTRACTS	17.200	4989	150,000	112,599	37,401	---
CASEY JOBS INSTITUTE	17.200	4991	7,666	---	7,666	---
BOOTHEEL PROJ 4 COUNTY	17.200	4993	838	838	---	---
BOOTHEEL PROJ 8 COUNTY	17.200	4995	94,144	94,144	---	---
WORK FIRST	17.200	4997	379,543	105,205	274,338	---

STATEWIDE EMERGENCY REQ (Fund 0124)	16.096	0266	23,341	23,341	---	---
STATEWIDE HAZARDOUS MAT (Fund 0124)	16.098	0277	5,928	5,928	---	---
STATEWIDE UNPROGRAM REQ (Fund 0124)	16.100	0279	34,941	23,811	11,130	---
STATEWIDE ROOF MGMT SYS (Fund 0124)	16.102	0284	12	---	12	---
STATEWIDE PAV MNGT SYS (Fund 0124)	16.104	0287	12	---	12	---
STATEWIDE MTN REPAIR (Fund 0124)	16.106	0288	277,069	97,713	179,356	---
DGS MAINTENANCE & REPAIR (Fund 0124)	11.020	3406	30,708	29,610	---	1,098
DYS MAINTENANCE & REPAIR (Fund 0124)	11.020	3410	78,794	78,794	---	---
DC STATEWIDE EMERGENCY (Fund 0124)	18.025	4677	24	---	24	---
DC STATEWIDE HAZ MATERIAL (Fund 0124)	18.030	4679	24	---	24	---
DC STATEWIDE UNPROGRMED (Fund 0124)	18.035	4680	24	---	24	---
DC STATEWIDE ROOF (Fund 0124)	18.040	4684	24	---	24	---
DC STATEWIDE PAVING (Fund 0124)	18.045	4685	24	---	24	---
DC STATEWIDE ASSESSMENT (Fund 0124)	18.050	4686	24	---	24	---
DC STATEWIDE M&R (Fund 0124)	18.050	4687	12	---	12	---
COMMUNITY INITIATIVES (Fund 0139)	11.135	4915	4,145,979	2,515,763	---	1,630,216
SOCIAL SERVICES LEASING (Fund 0169)	13.100	1437	485,360	168,000	317,360	---
LEASE AND/OR STATE OWNED (Fund 0169)	13.017	2857	62,008	30,345	31,663	---
SYS FURN STR MODS (Fund 0169)	17.222	4518	185,640	22,681	162,959	---

Office of the Director

LEGAL AID GRANTS	11.010	0130	50,000	50,000	---	---
OFFICE OF DIRECTOR PS	11.005	4333	754,260	732,391	---	21,869
OFFICE OF DIRECTOR E&E	11.005	4334	111,004	79,795	---	31,209
PERSONNEL&LABOR REL PS	11.025	9948	309,411	283,026	---	26,385
PERSONNEL&LABOR REL E&E	11.025	9949	29,491	23,308	---	6,183
OFFICE OF DIRECTOR E&E (Fund 0139)	11.005	4903	19,000	6,624	---	12,376
PERSONNEL&LABOR REL E&E (Fund 0139)	11.025	4905	1,058	---	---	1,058
OFFICE OF DIRECTOR PS (Fund 0169)	11.005	3577	41,300	41,279	---	21
OFFICE OF DIRECTOR E&E (Fund 0169)	11.005	3590	17,300	17,300	---	---

Division of Budget and Finance

DELINQUENT CHLIDREN	11.040	0738	4,360,000	4,211,866	---	148,134
BUDGET & FINANCE PS	11.030	3314	2,117,340	1,787,831	---	329,509
BUDGET & FINANCE E&E	11.030	3316	178,895	117,016	---	61,879
BUDGET & FINANCE E&E (Fund 0139)	11.030	4906	5,412	---	---	5,412

Information Services and Technology Division

DATA PROCESSING PS	11.045	0139	4,063,866	3,314,923	---	748,943
DATA PROCESSING E&E	11.045	2129	4,594,423	3,434,863	---	1,159,560
DATA PROCESSING E&E (Fund 0139)	11.045	4907	1,600,438	---	---	1,600,438
DATA PROCESSING E&E (Fund 0169)	11.045	2373	1,393,020	1,393,020	---	---
DATA PROCESSING PS (Fund 0169)	11.045	5065	239,938	220,287	---	19,651

STATE OF MISSOURI
SUMMARY OF APPROPRIATION ACTIVITY
GENERAL FUND - GENERAL REVENUE FUNDS
FOR THE APPROPRIATION YEAR 2002

	H.B. No.	Appr. No.	Appropriations	Expenditures and Transfers Out	Biennial Rollovers and Reappropriations to 2003	Lapse of Appropriations
<u>Division of General Services</u>						
PRINCE HALL	18.260	5094	130,698	11,258	119,440	---
GENERAL SERVICES PS	11.050	6349	2,059,028	1,746,931	---	312,097
GENERAL SERVICES E&E	11.050	6350	788,599	582,381	---	206,218
PRINCE HALL WINDOWS (Fund 0124)	18.260	4848	164,001	---	164,001	---
PRINCE HALL PH1 WINDOWS (Fund 0124)	18.260	4849	325,725	19,439	306,286	---
PRINCE HALL DAY CARE HVAC (Fund 0124)	18.260	4850	253,661	11,957	241,704	---
PRINCE HALL PH2 HVAC (Fund 0124)	18.260	4851	522,077	15,647	506,430	---
GENERAL SERVICES PS (Fund 0139)	11.050	3591	93,689	93,152	---	537
GENERAL SERVICES E&E (Fund 0139)	11.050	4908	43,500	---	---	43,500
<u>Division of Legal Services</u>						
LEGAL SERVICES PS	11.055	6353	2,835,729	2,222,821	---	612,908
LEGAL SERVICES E&E	11.055	6354	411,763	190,217	---	221,546
LEGAL SERVICES E&E (Fund 0139)	11.055	4909	66,641	29,146	---	37,495
LEGAL SERVICES PS (Fund 0169)	11.055	2790	146,074	145,644	---	430
<u>Division of Child Support Enforcement</u>						
CSE ADMIN PS	11.060	1015	580,962	267,978	---	312,984
CSE ADMIN E&E	11.060	1016	2,582,337	1,216,761	---	1,365,576
CSE ADMIN PS (Fund 0169)	11.060	0743	7,664,658	7,178,713	---	485,945
CSE ADMIN E&E (Fund 0169)	11.060	0744	3,705,158	3,682,095	---	23,063
MACSS (Fund 0169)	11.065	0745	2,040,000	354,180	---	1,685,820
PRIVATIZATION COLLECTIONS (Fund 0169)	11.080	0748	510,000	170,000	---	340,000
PARENT'S FAIR SHARE PS (Fund 0169)	11.070	1385	430,359	395,214	---	35,145
MULTI COUNTY SERVICE CTRS (Fund 0169)	11.075	1410	653,000	399,200	---	253,800
PARENT'S FAIR SHARE E&E (Fund 0169)	11.070	2137	731,679	239,611	---	492,068
MACSS (Fund 0169)	17.204	3310	502,884	499,988	2,896	---
<u>Division of Family Services</u>						
RESIDENTIAL TREATMENT SVS	11.230	0032	29,017,862	28,959,888	---	57,974
CARING COMMUNITIES PS	11.240	0208	399,637	397,356	---	2,281
DOMESTIC VIOLENCE	11.250	0766	3,800,000	3,550,914	---	249,086
CHILD ASSESSMENT CENTERS	11.225	1386	2,250,000	2,018,863	---	231,137
GENERAL RELIEF	11.165	1402	7,217,592	7,203,278	---	14,314
	& 15.185					
ADULT SUPPLEMENTATION	11.155	1403	315,000	236,870	---	78,130
SVS FOR VISUALLY IMPAIRED	11.215	1415	1,239,935	450,999	---	788,936

DFS ADMIN SERVICES PS	11.100	1456	2,957,811	2,097,825	---	859,986
DFS ADMIN SERVICES E&E	11.100	1460	3,719,048	2,667,556	---	1,051,492
DIRECT CLIENT SUPPORT	11.135	1730	2,760,000	2,147,441	---	612,559
CHILDREN'S PROGRAM POOL	11.220	1735	12,476,578	12,476,578	---	---
SUPPLEMENTAL NURSING CARE	11.160	2423	25,538,684	25,103,910	---	434,774
BLIND ADMIN PS	11.210	3401	526,207	248,790	---	277,417
BLIND ADMIN E&E	11.210	3402	171,928	84,940	---	86,988
STAFF TRAINING E&E	11.110	3588	1,820,000	1,819,937	---	63
PURCHASE OF CHILD CARE	11.145	3592	59,410,208	53,248,263	---	6,161,945
TEMPORARY ASSISTANCE	11.150	3596	25,000,000	20,481,400	---	4,518,600
PSYCHIATRIC DIVERSION	11.235	3603	6,561,278	6,561,278	---	---
CARING COMMUNITIES	11.240	3606	765,901	426,818	---	339,083
DNR ENERGY ASSISTANCE	11.205	4504	1,000,000	820,000	---	180,000
FOSTER CARE	11.220	4856	28,205,992	28,205,992	---	---
CHILDREN'S TREATMENT SVS	11.220	4861	8,329,815	8,329,783	---	32
FAMIS	17.202	4999	429,731	429,731	---	---
ADOP/GUARDIANSHIP SUBSIDY	11.220	5701	34,211,515	34,211,240	---	275
FIELD SERVICES E&E	11.125	5709	6,903,013	6,891,732	---	11,281
INDEPENDENT LIVING	11.220	7559	1,777,894	1,642,412	---	135,482
FOOD STAMP TRAINING	11.140	7657	81,939	1,426	---	80,513
FIELD SERVICES PS	11.125	8784	14,034,328	11,326,217	---	2,708,111
LINE STAFF PS	11.130	8786	37,651,002	34,117,382	---	3,533,620
FAMIS	11.120	9325	2,951,822	2,951,662	---	160
DFS ADMIN SERVICES E&E (Fund 0139)	11.100	4911	47,098	---	---	47,098
DFS TECHNOLOGY (Fund 0139)	11.105	4912	4,000,000	1,764,898	2,235,101	1
FAMIS (Fund 0139)	11.120	4913	14,316	13,887	---	429
FIELD SERVICES E&E (Fund 0139)	11.125	4914	105,131	79,420	---	25,711
FOOD STAMP TRAINING (Fund 0139)	11.140	4916	61	---	---	61
PURCHASE OF CHILD CARE (Fund 0139)	11.145	4917	2,154	---	---	2,154
BLIND ADMIN E&E (Fund 0139)	11.210	4918	22,610	---	---	22,610
SVS FOR VISUALLY IMPAIRED (Fund 0139)	11.215	4919	65	---	---	65
CHILDREN'S TREATMENT SVS (Fund 0139)	11.220	4920	185	---	---	185
INDEPENDENT LIVING (Fund 0139)	11.220	4921	2,106	---	---	2,106
CHILDREN'S PROGRAM POOL (Fund 0139)	11.220	4922	165	---	---	165
<u>Division of Youth Services</u>						
JUVENILE COURT DIVERSION	11.310	0225	5,796,000	4,995,234	---	800,766
CONSTRUCT NEW DORM FOR	16.324	0454	363,489	272,121	91,368	---
INSTALL EMERGENCY GENERA	16.326	0455	243,622	94,061	149,561	---
CONST 15 HI SECUR FENCE	16.324	1329	150,000	---	150,000	---
STUDY LIFE SAFETY CODE	16.326	1330	26,846	137	26,709	---
ADMIN SERVICES PS	11.300	1421	2,126,858	2,072,118	---	54,740
ADMIN SERVICES E&E	11.300	1422	328,533	135,979	---	192,554
YOUTH TREATMENT PRGM PS	11.305	1743	31,081,059	29,273,508	---	1,807,551
YOUTH TREATMENT PRGM E&E	11.305	1744	3,971,207	3,290,623	---	680,584

**STATE OF MISSOURI
SUMMARY OF APPROPRIATION ACTIVITY
GENERAL FUND - GENERAL REVENUE FUNDS
FOR THE APPROPRIATION YEAR 2002**

	<u>H.B. No.</u>	<u>Appr. No.</u>	<u>Appropriations</u>	<u>Expenditures and Transfers Out</u>	<u>Biennial Rollovers and Reappropriations to 2003</u>	<u>Lapse of Appropriations</u>
ST LOUIS YOUTH SVS FACLTY	16.388	2490	370,000	---	370,000	---
IMPRV YOUTH FACILITIES	16.312	3831	296,558	295,535	1,023	---
WASTEH2O TRT DELMINA W	16.318	4514	92,421	92,421	---	---
REPL 8 ROOFS RENO GYM (Fund 0124)	16.320	0349	135,400	---	135,400	---
REPAIR RESURFACE AND RE (Fund 0124)	16.320	1201	99,038	---	99,038	---
REPL METAL ROOF GYM (Fund 0124)	16.320	1202	27,808	---	27,808	---
CAMP AVERY MULTI BLDG PH1 (Fund 0124)	18.245	4840	85,355	10,348	75,007	---
CAMP AVERY MULTI BLDG PH2 (Fund 0124)	18.245	4841	177,032	---	177,032	---
WAVERLY REPAIR DRAINAGE (Fund 0124)	18.250	4842	86,757	11,987	74,770	---
HOGAN STREET HVAC (Fund 0124)	18.250	4843	65,251	3,361	61,890	---
MO HILLS ADMIN ROOF (Fund 0124)	18.250	4844	138,262	12,256	126,006	---
MO HILLS COTTAGES ROOF (Fund 0124)	18.250	4845	169,856	---	169,856	---
DYS STATEWIDE LIFE SAFETY (Fund 0124)	18.255	4846	1,879,632	---	1,879,632	---
ADMIN SERVICES E&E (Fund 0139)	11.300	4925	22,407	21,131	---	1,276
YOUTH TREATMNT PRGM E&E (Fund 0139)	11.305	4926	88,495	88,495	---	---
<u>Division of Medical Services</u>						
WOMEN & MINORITY OUTREACH	11.400	1389	500,000	485,000	---	15,000
HOSPITAL CARE	11.460	1432	24,658,958	24,658,958	---	---
INFORMATION SYSTEMS	11.410	1438	5,979,900	4,587,851	---	1,392,049
HOME/COMM BASED SVS DESE	11.440	1609	5,326,107	2,847,042	---	2,479,065
MANAGED CARE	11.455	1783	96,899,209	96,899,209	---	---
PHARMACY	11.420	2525	241,485,482	241,485,482	---	---
MEDICAL SVS ADMIN E&E	17.212	2593	1,822	---	1,822	---
DENTAL	17.214	2595	42,889	---	42,889	---
PHARMACY PMTS FOR KIDS	11.421	2792	282,388	---	---	282,388
CHILDREN'S HLTH INS PRGM	11.472	2866	13,678,485	13,678,485	---	---
MENTAL HEALTH SERVICES	11.510	3119	7,057	---	---	7,057
MC+ ENROLLMENT	11.415	3715	470,000	385,400	---	84,600
HEALTH CARE ACCESS	11.470	4511	15,226,783	15,226,783	---	---
MEDICAL SVS ADMIN PS	11.400	6376	4,202,245	3,992,789	---	209,456
MEDICAL SVS ADMIN E&E	11.400	6377	5,262,677	1,168,510	---	4,094,167
OPERATION INFO SYS CHGS	17.210	6380	2,427,406	---	2,427,406	---
STATE MEDICAL	11.515	6382	29,328,558	29,328,558	---	---
NURSING FACILITIES	11.440	6472	135,428,222	134,179,108	---	1,249,114
PHYSICIANS	11.425	8196	86,984,593	86,736,892	---	247,701
DENTAL	11.430	8198	7,138,911	7,138,911	---	---

PREMIUM PAYMENTS	11.435	8200	23,876,234	23,876,006	---	228
HOME & COMM BASED SVS	11.440	8202	84,763,601	84,763,582	---	19
REHAB & SPECIALTY SVS	11.450	8204	33,015,863	33,015,757	---	106
HOSPITAL CARE (Fund 0108)	11.460	0048	52,300,000	52,300,000	---	---
MEDICAID SUPP POOL (Fund 0108)	11.520	0237	6,100,000	---	---	6,100,000
NURSING FACILITIES (Fund 0108)	11.440	0779	35,600,000	35,600,000	---	---
INFORMATION SYSTEMS E&E (Fund 0139)	11.410	3419	663,315	---	---	663,315
MANAGED CARE (Fund 0139)	11.455	3420	15,372,715	15,372,715	---	---
HEALTH CARE ACCESS (Fund 0139)	11.470	3421	1,709,655	1,709,655	---	---
CHILDREN'S HLTH INS PRGM (Fund 0139)	11.472	3422	1,344,744	1,344,744	---	---
MEDICAID SUPP POOL (Fund 0139)	11.520	3424	193,957,966	193,145,564	---	812,402
HOSPITAL CARE (Fund 0139)	11.460	3427	12,994,913	12,994,913	---	---
HOME & COMM BASED SVS (Fund 0139)	11.440	3428	9,154,296	9,154,296	---	---
NURSING HOMES (Fund 0139)	11.445	3905	49,872,850	40,240,057	---	9,632,793
MEDICAL SVS ADMIN E&E (Fund 0139)	11.400	4927	1,321,237	---	875,000	446,237
HIGH MEDICAID VOLUME (Fund 0139)	11.445	5178	1,090,600	1,090,599	---	1
MINIMUM PER DIEM (Fund 0139)	11.445	5180	740,050	700,076	---	39,974
EVALUATION (Fund 0139)	11.445	5182	100,000	58,345	---	41,655
MANAGED CARE (Fund 0142)	11.455	0198	70,763,939	70,763,899	---	40
MEDICAID SUPP POOL (Fund 0142)	11.520	0214	2,033,333	32,619	---	2,000,714
HOSPITAL CARE (Fund 0142)	11.460	0776	82,136,061	57,933,857	---	24,202,204
FED REIMB ALLOWANCE (Fund 0142)	11.465	0778	1	---	---	1
FRA FEDERAL (Fund 0142)	11.465	1605	298,075,000	298,074,125	---	875
HEALTH CARE ACCESS (Fund 0142)	11.470	2531	24,300,000	22,274,899	---	2,025,101
CHILDREN'S HLTH INS PRGM (Fund 0142)	11.472	2868	8,300,000	16,860	---	8,283,140
MEDICAID REVENUE UNIT PS (Fund 0142)	11.401	5050	81,000	4,192	---	76,808
MEDICAID REVENUE UNIT E&E (Fund 0142)	11.401	5051	29,744	---	---	29,744
NFRA FEDERAL (Fund 0196)	11.505	1606	183,607,000	183,149,454	---	457,546
NURSING FAC FED REIMB AL (Fund 0196)	11.505	1789	13,880,342	---	---	13,880,342

Division of Aging

SELF DIRECTED CARE	11.630	1409	254,825	139,571	---	115,254
ADULT DAY CARE GRANTS	17.208	3311	30,296	30,296	---	---
ADMIN SERVICES PS	11.600	3365	600,136	521,816	---	78,320
ADMIN SERVICES E&E	11.600	3367	105,831	67,965	---	37,866
INSTITUTIONAL SVS PS	11.610	3369	4,115,773	3,724,066	---	391,707
HOME & COMMUNITY SVS PS	11.605	3376	6,631,755	6,180,193	---	451,562
HOME & COMMUNITY SVS E&E	11.605	3380	943,536	799,451	---	144,085
HOME & COMMUNITY SVS PRGM	11.615	3383	17,572,259	12,336,178	---	5,236,081
INSTITUTIONAL SVS E&E	11.610	4041	549,629	402,791	---	146,838
HOME & COMMNTY SVS GRANTS	11.620	4519	9,900,000	9,560,180	---	339,820
AAA GRANTS	11.625	4522	2,115,000	2,064,680	---	50,320
ADMIN SERVICES E&E (Fund 0139)	11.600	4929	9,734	---	---	9,734
HOME & COMMUNITY SVS E&E (Fund 0139)	11.605	4930	8,703	8,442	---	261
INSTITUTIONAL SVS E&E (Fund 0139)	11.610	4931	7,995	7,755	---	240

**STATE OF MISSOURI
SUMMARY OF APPROPRIATION ACTIVITY
GENERAL FUND - GENERAL REVENUE FUNDS
FOR THE APPROPRIATION YEAR 2002**

	<u>H.B. No.</u>	<u>Appr. No.</u>	<u>Appropriations</u>	<u>Expenditures and Transfers Out</u>	<u>Biennial Rollovers and Reappropriations to 2003</u>	<u>Lapse of Appropriations</u>
<u>DEPARTMENT OF CORRECTIONS</u>						
STATEWIDE EMERGENCY REQ	16.096	0263	460	448	12	---
STATEWIDE HAZARDOUS MAT	16.098	0275	34,983	---	34,983	---
STATEWIDE UNPROGRAM REQ	16.100	0278	39,615	5,687	33,928	---
STATEWIDE ROOF MGMT SYS	16.102	0283	46,984	17,711	29,273	---
STATEWIDE PAV MNGT SYS	16.104	0285	12	---	12	---
POPULATION GROWTH POOL	09.070	1053	8,984,163	8,920,228	---	63,935
SECURITY POOL	09.055	1356	989,480	959,881	---	29,599
VEHICLE REPLACEMENT	09.055	1357	1	---	---	1
INSTITUT COMM PURCHASES	09.055	1368	1,852,254	1,807,677	---	44,577
JOBS VOCATIONAL ED PS	09.410	1370	14,900	---	---	14,900
JOBS SUBSTANCE ABUSE PS	09.410	1373	3,467,787	3,404,663	---	63,124
JOBS ACADEMIC ED E&E	09.410	1374	2,515	---	---	2,515
JOBS SUBSTANCE ABUSE E&E	09.410	1453	5,843,083	5,339,098	---	503,985
JOBS VOCATIONAL ED E&E	09.410	1454	235,243	81,846	---	153,397
JOBS SUBSTANCE ABUSE E&E	09.410	1458	986,969	930,221	---	56,748
DES PURCH L P COR FAC	16.228	2210	528,607	363,529	165,078	---
MEDICAL SERVICES E&E	09.406	2778	41,442,008	41,427,342	---	14,666
MENTAL HEALTH SVS PS	09.407	2780	3,959,663	3,449,154	---	510,509
MENTAL HEALTH SVS E&E	09.407	2781	5,226,334	5,224,265	---	2,069
MEDICAL EQUIPMENT E&E	09.408	2782	244,000	236,680	---	7,320
MEDICAL STAFF PS	09.409	2785	65,910	60,853	---	5,057
CORRECTIONS LEASING	13.075	3162	1,885,000	748,412	1,136,588	---
IMPRV COR FAC LEVEE REP	16.230	3340	3,179,179	94,853	3,084,326	---
JOBS ACADEMIC ED PS	09.410	3742	4,974,485	4,972,802	---	1,683
JOBS ACADEMIC ED E&E	09.410	3743	4,271,120	3,706,192	---	564,928
JOBS ACADEMIC ED HOUR PS	09.410	3744	1,883,372	832,396	---	1,050,976
MTN IMPRVMT ADULTS INST	16.232	3785	1,009,357	804,949	204,408	---
MTN IMPRVMT ADULTS INST	16.234	3786	515,409	246,881	268,528	---
DES IMPRVMT FACS STWIDE	16.238	3823	2,124,672	486,301	1,638,371	---
FUEL AND UTILITIES	09.030	4280	24,613,213	24,600,770	---	12,443
&	15.125					
FOOD PURCHASES	09.040	4286	23,590,594	22,968,990	---	621,604
PRISON STARTUP COSTS	17.196	4642	1,497,977	1,359,048	138,929	---
REENTRY	09.515	4863	300,000	---	---	300,000

WAGE & DISCHARGE COSTS	09.045	5514	3,639,888	3,639,888	---	---
TELECOMMUNICATIONS	09.035	5680	3,118,746	3,116,459	---	2,287
INSTITUTIONAL E&E POOL	09.055	9860	14,576,385	14,038,103	---	538,282
STATEWIDE EMERGENCY REQ (Fund 0124)	16.096	0266	139,521	138,770	751	---
STATEWIDE HAZARDOUS MAT (Fund 0124)	16.098	0277	82,467	47,455	35,012	---
STATEWIDE UNPROGRAM REQ (Fund 0124)	16.100	0279	27,766	7,754	20,012	---
STATEWIDE ROOF MGMT SYS (Fund 0124)	16.102	0284	76,196	74,455	1,741	---
STATEWIDE PAV MNGT SYS (Fund 0124)	16.104	0287	12	---	12	---
STATEWIDE MTN REPAIR (Fund 0124)	16.106	0288	1,030,539	397,156	633,383	---
OPERATIONAL M&R (Fund 0124)	09.060	3404	1,218,750	1,197,616	---	21,134
DC STATEWIDE EMERGENCY (Fund 0124)	18.025	4677	24	---	24	---
DC STATEWIDE HAZ MATERIAL (Fund 0124)	18.030	4679	24	---	24	---
DC STATEWIDE UNPROGRMED (Fund 0124)	18.035	4680	25,554	18,612	6,942	---
DC STATEWIDE ROOF (Fund 0124)	18.040	4684	24	---	24	---
DC STATEWIDE PAVING (Fund 0124)	18.045	4685	24	---	24	---
DC STATEWIDE ASSESSMENT (Fund 0124)	18.050	4686	24	---	24	---
DC STATEWIDE M&R (Fund 0124)	18.050	4687	12	---	12	---
<u>Office of the Director</u>						
GENERAL SERVICES PS	09.010	2773	2,297,666	2,039,816	---	257,850
GENERAL SERVICES E&E	09.010	2774	435,732	350,161	---	85,571
OD STAFF PS	09.005	4774	3,090,296	2,750,855	---	339,441
OD STAFF E&E	09.005	4775	271,822	207,165	---	64,657
INFORMATION SYSTEMS PS	09.020	8104	2,315,247	2,281,764	---	33,483
INFORMATION SYSTEMS E&E	09.020	8105	4,658,923	3,444,035	---	1,214,888
<u>Division of Human Services</u>						
DHS STAFF PS	09.100	1512	4,153,830	3,849,171	---	304,659
DHS STAFF E&E	09.100	1514	260,537	178,352	---	82,185
EMPLOYEE HEALTH & SAFETY	09.110	1658	414,367	355,220	---	59,147
STAFF TRAINING	09.105	6024	2,251,404	2,063,388	---	188,016
<u>Division of Offender Rehabilitative Services</u>						
DORS STAFF PS	09.400	6097	2,023,906	1,682,409	---	341,497
DORS STAFF E&E	09.400	6098	113,054	70,075	---	42,979
<u>Division of Adult Institutions</u>						
FIRESAFET IMPRV ENTERP	16.254	0430	565,862	124,667	441,195	---
CONST SALLYPORT OZARK	16.262	0435	321,084	---	321,084	---
EASTERN R&D CORR CTR PS	09.310	0673	105,606	104,376	---	1,230
SOUTH CENTRL CORR CTR PS	09.325	1973	11,708,682	10,467,581	---	1,241,101
FARMINGTON BOOTCAMP PS	09.255	2308	530,315	473,126	---	57,189
FARMINGTON BOOTCAMP E&E	09.255	2309	167,295	136,916	---	30,379
WESTERN R&D CORR CTR PS	09.290	2312	15,668,875	14,274,275	---	1,394,600

**STATE OF MISSOURI
SUMMARY OF APPROPRIATION ACTIVITY
GENERAL FUND - GENERAL REVENUE FUNDS
FOR THE APPROPRIATION YEAR 2002**

	H.B. No.	Appr. No.	Appropriations	Expenditures and Transfers Out	Biennial Rollovers and Reappropriations to 2003	Lapse of Appropriations
MARYVILLE TREATMT CENTER	09.295	2639	6,390,634	5,820,030	---	570,604
PUBLIC SCHOOL RETIREMENT	09.065	2784	1,792	---	---	1,792
CRCC CAMERON SEWER SYSTEM	16.270	3326	1,656,896	477,936	1,178,960	---
CROSSROADS CORR CTR	09.300	3740	10,759,855	10,179,764	---	580,091
DOC STWIDE PRISON CONST	16.236	3820	9,286,213	8,296,082	990,131	---
MISSOURI EASTERN CORR CTR	09.235	4069	6,867,250	6,609,001	---	258,249
NORTHEAST CORR CTR	09.305	4127	14,659,318	13,285,619	---	1,373,699
EASTERN R&D CORR CTR LEAS	09.320	4129	8,405,597	8,404,451	---	1,146
CHILLICOTHE CORR CTR	09.240	4276	3,806,529	3,648,134	---	158,395
JEFFERSON CITY CORR CTR	09.205	4290	17,592,411	17,148,853	---	443,558
CENTRAL MISSOURI CORR CTR	09.210	4292	7,536,782	7,161,241	---	375,541
WOMENS EASTERN R&D	09.215	4294	11,180,680	10,091,964	---	1,088,716
OZARK CORR CTR	09.220	4296	3,936,444	3,905,555	---	30,889
TIPTON CORR CTR	09.275	4298	10,152,374	9,753,715	---	398,659
MOBERLY CORR CTR	09.225	4300	10,431,159	9,994,889	---	436,270
ALGOA CORR CTR	09.230	4302	8,020,800	7,870,055	---	150,745
LEASE PUR REPL JCCC	16.240	4431	1,586,455	1,012,404	574,051	---
DAI STAFF PS	09.200	4783	3,014,490	2,254,714	---	759,776
DAI STAFF E&E	09.200	4786	527,594	417,381	---	110,213
ST LOUIS COMM RELEASE CTR	09.505	4795	3,712,088	3,555,047	---	157,041
KC COMM RELEASE CTR	09.510	4797	2,103,945	1,964,270	---	139,675
POPULATION GROWTH POOL E&E	09.070	5173	22,771,795	18,740,111	---	4,031,684
BOONVILLE CORR CTR	09.245	5260	8,099,364	7,916,445	---	182,919
FARMINGTON CORR CTR	09.250	6284	14,265,009	13,941,049	---	323,960
FARMINGTON CORR BPB PS	09.251	6788	1,216,390	1,069,460	---	146,930
FARMINGTON CORR BPB E&E	09.251	6789	175,547	171,830	---	3,717
FULTON RCP & DGN CORR CTR	09.270	7052	8,376,476	8,315,171	---	61,305
FULTON R&D CORR BPB PS	09.271	7508	568,545	521,397	---	47,148
FULTON R&D CORR BPB E&E	09.271	7528	48,533	39,775	---	8,758
WESTERN MO CORR CTR	09.260	8113	13,897,579	13,490,506	---	407,073
POTOSI CORR CTR	09.265	8115	8,989,169	8,926,811	---	62,358
POTOSI CORR CTR LEASE	09.266	8117	13,650	---	---	13,650
FUEL AND UTILITIES/BPB	09.031	8417	2,568,750	2,568,745	---	5
REPL BOILERS REP VOLTG (Fund 0124)	16.242	0327	709,778	563,249	146,529	---
PHASE II REPLACEMENT (Fund 0124)	16.244	0328	5,435,604	3,314,395	2,121,209	---
PROJ DESIGN AND ASBE (Fund 0124)	16.246	0330	24,354	24,354	---	---
REPLACE MAIN ELECTRICAL (Fund 0124)	16.248	0331	36,921	36,850	71	---

REPLACE BOILERS (Fund 0124)	16.250	0333	210,165	90,083	120,082	---
REP REPL BUILDING (Fund 0124)	16.246	1191	1,994,206	1,813,530	180,676	---
PHASE II REPLACEMENT OF (Fund 0124)	16.248	1192	503,158	112,272	390,886	---
ACC ELECTRICAL STUDY (Fund 0124)	18.150	4782	54,457	---	54,457	---
ACC NEW ELECTRC SWITCHES (Fund 0124)	18.150	4784	81,686	---	81,686	---
ACC PERIMETER ALARMS (Fund 0124)	18.150	4785	464,537	16,890	447,647	---
ACC REPLACE STEAM LINES (Fund 0124)	18.150	4787	836,264	24,741	811,523	---
CMCC REPAIR LAGOON (Fund 0124)	18.155	4788	967,331	8,634	958,697	---
CCC BOILER REPAIR (Fund 0124)	18.160	4789	1,166,826	35,387	1,131,439	---
CCC UNITS 1-3-5 ROOFS (Fund 0124)	18.160	4790	338,581	---	338,581	---
FCC NEW BOILERS (Fund 0124)	18.165	4791	2,741,217	294,312	2,446,905	---
FCC REPLACE ROOFS (Fund 0124)	18.165	4792	2,606,265	75,106	2,531,159	---
MECC CONTROL CONSOLE (Fund 0124)	18.170	4793	77,832	36,630	41,202	---
MECC REPLCE ALARM SYS (Fund 0124)	18.170	4794	528,667	---	528,667	---
MECC UNITS CONTRL PANELS (Fund 0124)	18.170	4796	583,173	5,385	577,788	---
MCC BOILER HOUSE ROOF (Fund 0124)	18.175	4798	120,847	---	120,847	---
MCC FOOD SVC BLDG ROOF (Fund 0124)	18.175	4799	889,185	---	889,185	---
MCC REPAIR LAGOON (Fund 0124)	18.175	4800	1,192,856	67,736	1,125,120	---
MCC REPLACE HEAT SYSTEM (Fund 0124)	18.175	4801	3,869,985	145,539	3,724,446	---
OCC REMOVE STEAM LINES (Fund 0124)	18.180	4802	256,693	26,856	229,837	---
OCC SANITIZE WATER TOWER (Fund 0124)	18.180	4803	164,547	13,643	150,904	---
WRDCC REPLACE BOILER (Fund 0124)	18.185	4804	2,366,988	---	2,366,988	---
<u>Division of Probation and Parole</u>						
BD OF PROBATION & PAROLE	13.085	1112	12,321,497	5,066,713	7,254,784	---
COMM SENTENCING ALLOWANC	09.515	1459	132,870	74,875	---	57,995
RESIDENTIAL TRTMNT FAC	09.515	1463	2,007,651	1,947,421	---	60,230
COMMUNITY TREATMNT	09.515	1464	732,402	691,639	---	40,763
DOC COMMAND CENTER E&E	09.515	1465	4,359	2,013	---	2,346
P&P STAFF PS	09.500	1738	57,750,539	54,599,657	---	3,150,882
P&P STAFF E&E	09.500	1742	6,226,403	5,451,498	---	774,905
LEASE AND/OR STATE OWNED	13.017	2614	874,876	159,665	715,211	---
DOC COMMAND CENTER PS	09.515	2646	345,475	317,281	---	28,194
LOCAL SENTENCING INTIAT	09.515	3746	5,150,000	4,484,669	---	665,331
ELECTRONIC MONITORING	09.515	9715	817,823	443,351	---	374,472
Subtotals			<u>6,890,819,717</u>	<u>6,080,489,512</u>	<u>354,912,905</u>	<u>455,417,300</u>
Appropriated Transfers Out To:						
Fourth State Building Bond and Interest Fund - Series A 1995 (0240)	01.035	T001	5,712,620	5,334,958	---	377,662
Fourth State Building Bond and Interest Fund - Series A 1996 (0241)	01.035	T001	9,463,663	8,832,405	---	631,258
Fourth State Building Bond and Interest Fund - Series A 1998 (0242)	01.035	T001	3,532,725	3,291,533	---	241,192

**STATE OF MISSOURI
SUMMARY OF APPROPRIATION ACTIVITY
GENERAL FUND - GENERAL REVENUE FUNDS
FOR THE APPROPRIATION YEAR 2002**

	H.B. No.	Appr. No.	Appropriations	Expenditures and Transfers Out	Biennial Rollovers and Reappropriations to 2003	Lapse of Appropriations
Water Pollution Control Bond and Interest Fund Series B 1992 (0225)	01.045	T002	4,816,558	4,495,684	---	320,874
Water Pollution Control Bond and Interest Fund Series A 1992 (0226)	01.045	T002	2,599,363	2,427,626	---	171,737
Water Pollution Control Bond and Interest Fund Series B & C 1991 (0227)	01.045	T002	3,181,283	2,922,030	---	259,253
Water Pollution Control Bond and Interest Fund Series A 1993 (0228)	01.045	T002	2,096,250	1,957,917	---	138,333
Water Pollution Control Bond and Interest Fund Series B 1993 (0229)	01.045	T002	10,986,378	10,380,017	---	606,361
Water Pollution Control Bond and Interest Fund Series A 1995 (0235)	01.045	T002	2,287,184	2,135,910	---	151,274
Water Pollution Control Bond and Interest Fund Series A 1996 (0236)	01.045	T002	2,650,060	2,473,601	---	176,459
Water Pollution Control Bond and Interest Fund Series A 1998 (0237)	01.045	T002	2,473,207	2,304,326	---	168,881
Water Pollution Control Bond and Interest Fund Series A 1999 (0238)	01.045	T002	1,500,742	1,402,875	---	97,867
Water Pollution Control Bond and Interest Fund Series A 2001 (0244)	01.045	T002	1,704,000	1,408,571	---	295,429
Stormwater Control Bond and Interest Fund Series A 1999 (0243)	01.065	T003	1,500,742	1,402,874	---	97,868
Stormwater Control Bond and Interest Fund Series A 2001 (0245)	01.065	T003	858,800	706,726	---	152,074
Third State Building Bond Interest and Sinking Fund - Series A & B 1991 (0232)	01.085	T004	6,820,283	6,279,273	---	541,010
Third State Building Bond Interest and Sinking Fund - Series A 1992 (0233)	01.085	T004	27,580,420	25,759,503	---	1,820,917
Third State Building Bond Interest and Sinking Fund - Series A 1993 (0234)	01.085	T004	16,311,130	15,315,013	---	996,117
State School Money Fund (0616)	02.340	T005	1,729,063,914	1,727,466,154	---	1,597,760
Video Instructional Development and Educational Opportunity Fund (0599)	02.350	T007	1,253,224	669,963	---	583,261
Outstanding Schools Trust Fund (0287)	02.355	T008	451,300,000	451,300,000	---	---
Academic Scholarship Fund (0840)	03.055	T010	15,787,000	15,459,227	---	327,773
Student Grant Fund (0839)	03.065	T011	16,403,436	15,988,850	---	414,586
Missouri College Guarantee Fund (0858)	03.075	T015	1,925,000	1,925,000	---	---

Advantage Missouri Trust Fund (0856)	03.085	T016	2,185,000	1,452,094	---	732,906
Marguerite Ross Barnett Scholarship Fund (0131)	03.105	T017	550,000	484,973	---	65,027
Debt Offset Escrow Fund (0753)	04.130	T270	10,453,000	10,452,615	---	385
State Transportation Fund (0675)	04.245	T276	8,367,977	8,116,938	---	251,039
State Facility Maintenance and Operation Fund (0501)	05.155	T281	20,248,769	19,760,555	---	488,214
General Revenue Fund (0101)	05.160	T283	79,478	53,260	---	26,218
General Revenue Fund (0101)	05.185	T285	84,452	64,096	---	20,356
State Legal Expense Fund (0692)	05.195	T286	4,000,000	2,892,921	---	1,107,079
Social Security Contributions Fund (0702)	05.245	T291	76,221,000	73,157,097	---	3,063,903
Social Security Contributions Fund (0702)	05.245	T292	360	313	---	47
Social Security Contributions Fund (0702)	05.245	T293	672,907	616,129	---	56,778
State Retirement Contributions Fund (0701)	05.260	T295	143,906,000	138,247,789	---	5,658,211
State Retirement Contributions Fund (0701)	05.260	T296	550	521	---	29
State Retirement Contributions Fund (0701)	05.260	T297	1,424,252	1,040,104	---	384,148
Missouri State Employees' Deferred Compensation Incentive Plan Administration Fund (0706)	05.280	T298	6,200,000	5,836,454	---	363,546
Missouri State Employees' Deferred Compensation Incentive Plan Administration Fund (0706)	05.280	T299	115	19	---	96
Missouri State Employees' Deferred Compensation Incentive Plan Administration Fund (0706)	05.280	T300	125,456	64,096	---	61,360
Missouri Consolidated Health Care Plan Benefit Fund (0765)	05.300	T302	156,330,143	156,138,965	---	191,178
Missouri Consolidated Health Care Plan Benefit Fund (0765)	05.300	T303	600	571	---	29
Missouri Consolidated Health Care Plan Benefit Fund (0765)	05.300	T304	2,484,006	1,200,355	---	1,283,651
Missouri Water Development Fund (0174)	05.330	T305	600,000	599,382	---	618
State Elections Subsidy Fund (0686)	05.455	T306	875,431	709,990	---	165,441
Missouri Supplemental Tax Increment Financing Fund (0848)	07.055	T352	2,973,147	213,426	2,144,655	615,066
Business Extension Service Team Fund (0280)	07.025	T353	160,000	---	---	160,000
Missouri Technology Investment Fund (0172)	07.030	T354	4,165,652	2,815,541	---	1,350,111
Missouri Job Development Fund (0600)	07.050	T355	13,267,500	4,281,627	---	8,985,873
Missouri Main Street Program Fund (0596)	07.080	T356	100,000	81,525	---	18,475
Missouri Arts Council Trust Fund (0262)	07.090	T357	2,597,030	1,737,846	---	859,184
Missouri Humanities Council Trust Fund (0177)	07.095	T358	432,838	289,551	---	143,287
Division of Tourism Supplemental Revenue Fund (0274)	07.130	T359	17,550,282	16,086,259	---	1,464,023

**STATE OF MISSOURI
SUMMARY OF APPROPRIATION ACTIVITY
GENERAL FUND - GENERAL REVENUE FUNDS
FOR THE APPROPRIATION YEAR 2002**

	H.B. No.	Appr. No.	Appropriations	Expenditures and Transfers Out	Biennial Rollovers and Reappropriations to 2003	Lapse of Appropriations
Workers' Compensation Fund (0652)	07.855	T366	115,747	---	---	115,747
General Revenue Fund (0101)	10.060	T410	22,511,800	22,511,800	---	---
Federal Reimbursement Allowance Fund (0142)	11.480	T412	242,520,000	242,519,076	---	924
General Revenue Fund (0101)	11.485	T413	242,520,000	242,519,076	---	924
Nursing Facility Federal Reimbursement Allowance Fund (0196)	11.490	T414	116,000,000	114,116,544	---	1,883,456
General Revenue Fund (0101)	11.495	T415	116,000,000	114,116,544	---	1,883,456
Nursing Facility Quality of Care Fund (0271)	11.500	T416	1,500,000	1,500,000	---	---
Library Networking Fund (0822)	12.102	T417	432,838	431,569	---	1,269
Abandoned Fund Account Fund (0863)	12.125	T418	150,000	---	---	150,000
Missouri Investment Fund (9998)	12.145	T419	1,000,000	---	---	1,000,000
Attorney General's Court Costs Fund (0603)	12.190	T423	180,000	180,000	---	---
Attorney General's Anti-Trust Fund (0666)	12.195	T424	125,000	125,000	---	---
State Facility Maintenance and Operation Fund (0501)	13.020	T425	517,274	258,637	258,637	---
State Facility Maintenance and Operation Fund (0501)	13.120	T426	2	---	2	---
Water Pollution Control Bond and Interest Fund Series A 2002 (0231)	01.055	T429	2,575,000	---	---	2,575,000
Office of Administration Revolving Administrative Trust Fund (0505)	16.330	T435	1,350,947	---	1,350,947	---
General Revenue Fund (0101)	18.280	T437	17,318	7,126	10,192	---
Office of Administration Revolving Administrative Trust Fund (0505)	16.332	T439	1,154,776	---	1,154,776	---
General Revenue Fund (0101)	16.334	T445	5,000,000	---	5,000,000	---
Single-Purpose Animal Facilities Loan Guarantee Fund (0409)	17.040	T459	870,000	---	870,000	---
Single-Purpose Animal Facilities Loan Guarantee Fund (0409)	17.044	T460	1,000,000	---	1,000,000	---
Single-Purpose Animal Facilities Loan Guarantee Fund (0409)	17.048	T461	1,067,000	---	1,067,000	---
Agricultural Product Utilization and Business Development Loan Guarantee Fund (0411)	17.054	T462	1,000,000	---	1,000,000	---
Historic Preservation Revolving Fund (0430)	06.269	T464	432,838	---	---	432,838
Office of Administration Revolving Administrative Trust Fund (0505)	05.115	T466	1,734,607	1,734,607	---	---

General Revenue Fund (0101)	05.120	T468	9,321	399	---	8,922
Missouri Public Broadcasting Corporation Special Fund (0887)	05.440	T469	432,838	398,211	---	34,627
Labor and Industrial Relations Administrative Administrative Fund (0122)	07.802	T470	877,467	675,396	---	202,071
Hazardous Waste Remedial Fund (0690)	06.302	T477	300,000	---	---	300,000
Stormwater Control Bond and Interest Fund Series A 2002 (0239)	01.072	T478	1,288,200	---	---	1,288,200
Property Reuse Fund (0830)	07.051	T513	500,000	---	---	500,000
Judiciary Education & Training Fund (0847)	12.225	T524	3,226,075	3,226,075	---	---
Division of Aging Elderly Home Delivered Meals Trust Fund (0296)	04.160	T526	107,983	100,980	---	7,003
Veterans Trust Fund (0579)	04.160	T527	74,429	65,587	---	8,842
Children's Trust Fund (0694)	04.160	T528	162,460	158,294	---	4,166
Missouri National Guard Trust Fund (0900)	04.160	T529	50,549	49,839	---	710
General Revenue Fund (0101)	05.525	T538	300,000,001	250,000,000	---	50,000,001
Budget Reserve Fund (0100)	05.530	T539	250,000,001	250,000,000	---	1
Various Funds	05.540	T540	38,501	38,437	---	64
Nursing Facility Federal Reimbursement Allowance Fund (0196)	05.540	T541	81,000	81,000	---	---
Child Support Enforcement Collections Fund (0169)	05.545	T542	62,191,477	62,191,477	---	---
General Revenue Fund (0101)	12.155	T548	7,102	7,102	---	---
Budget Reserve Fund (0100)	05.535	T550	2,509,001	2,508,452	---	549
Missouri Supplemental Tax Increment Financing Fund (0848)	17.172	T551	942,443	310,518	631,925	---
Facilities Maintenance Reserve Fund (0124)	05.468	T554	3,519,322	---	---	3,519,322
Office of Administration Revolving Administrative Trust Fund (0505)	05.243	T561	2,838,354	2,043,615	---	794,739
Various Funds	05.525	T566	75,034,000	74,880,000	---	154,000
Budget Reserve Fund (0100)	05.530	T567	64,007,000	63,827,875	---	179,125
Budget Reserve Fund (0100)	05.535	T568	6,969	6,969	---	---
Missouri Qualified Fuel Ethanol Producer Incentive Fund (0571)	06.012	T569	1,892,546	1,335,770	---	556,776
Budget Reserve Fund (0100)	05.537	T571	1,888,001	1,887,153	---	848
General Revenue Fund (0101)	05.537	T572	1	---	---	1
Missouri Agricultural Products Marketing Development Fund (0897)	06.042	T573	270,000	---	---	270,000
Facilities Maintenance Reserve Fund (0124)	18.265	T575	61,149,356	---	61,149,356	---
Office of Administration Revolving Administrative Trust Fund (0505)	18.275	T577	5,711,356	---	5,711,356	---
General Revenue Fund (0101)	18.285	T578	2,840,003	1,317,463	1,522,540	---
General Revenue Fund (0101)	19.090	T579	3,908,597	2,184,297	1,724,300	---
Office of Administration Revolving Administrative Trust Fund (0505)	18.270	T618	478,608	---	478,608	---

**STATE OF MISSOURI
SUMMARY OF APPROPRIATION ACTIVITY
GENERAL FUND - GENERAL REVENUE FUNDS
FOR THE APPROPRIATION YEAR 2002**

	H.B. No.	Appr. No.	Appropriations	Expenditures and Transfers Out	Biennial Rollovers and Reappropriations to 2003	Lapse of Appropriations
General Revenue Fund (0101)	15.220	T649	2,525,210	2,525,210	---	---
General Revenue Fund (0101)	15.220	T651	8,318	8,318	---	---
General Revenue Fund (0101)	15.220	T656	12,347	12,347	---	---
General Revenue Fund (0101)	15.220	T658	306,257	306,257	---	---
General Revenue Fund (0101)	15.220	T659	16,654	16,654	---	---
General Revenue Fund (0101)	15.220	T660	2,167	---	---	2,167
General Revenue Fund (0101)	15.220	T661	231,285	231,285	---	---
General Revenue Fund (0101)	15.220	T662	441	441	---	---
General Revenue Fund (0101)	15.220	T663	251	251	---	---
General Revenue Fund (0101)	15.220	T761	579	579	---	---
General Revenue Fund (0101)	15.220	T795	4,631	4,631	---	---
General Revenue Fund (0101)	15.220	T811	4,645	3,243	---	1,402
General Revenue Fund (0101)	15.220	T815	21,065	21,065	---	---
Subtotals			<u>4,407,115,885</u>	<u>4,218,480,217</u>	<u>85,074,294</u>	<u>103,561,374</u>
Court Ordered Desegregation Payments (Note 4)						
Construction and site acquisition costs to accommodate any reasonably anticipated net enrollment increase caused by any reduction or elimination of the voluntary transfer plan as approved by the United States Court of the Eastern District of Missouri pursuant to Senate Bill 781 (1998)	02.015	0944	20,000,000	20,000,000	---	---
Subtotals			<u>20,000,000</u>	<u>20,000,000</u>	<u>---</u>	<u>---</u>
Totals			<u>\$ 11,317,935,602</u>	<u>\$ 10,318,969,729</u>	<u>\$ 439,987,199</u>	<u>\$ 558,978,674</u>

**STATE OF MISSOURI
SUMMARY OF APPROPRIATION ACTIVITY
GENERAL FUND - FEDERAL FUNDS
FOR THE APPROPRIATION YEAR 2002**

	<u>H.B. No.</u>	<u>Appr. No.</u>	<u>Appropriations</u>	<u>Expenditures and Transfers Out</u>	<u>Biennial Rollovers and Reappropriations to 2003</u>	<u>Lapse of Appropriations</u>
<u>JUDICIARY</u>						
Supreme Court Fund (0137) MANAGED BY FM	13.015	1102	\$ 57,026	\$ 28,512	\$ 28,514	\$ ---
<u>Office of State Court Administrator</u>						
Supreme Court Fund (0137)						
COURT IMPROVE PROJ E&E	12.215	0734	9,361,408	2,385,525	---	6,975,883
JUVENILE COURT AUTO PS	15.210	5936	286,965	---	---	286,965
JUVENILE COURT AUTO E&E	15.210	5937	33,625	---	---	33,625
REIMBURSEMENT TO COUNTIES	15.210	5938	2,175,000	---	---	2,175,000
COURT IMPROVE PROJ PS	12.215	8378	1,053,464	701,407	---	352,057
<u>Circuit Courts</u>						
Third Party Liability Collections Fund (0120)						
CIRCUIT PERSONNEL PS	12.245	3754	217,830	166,551	---	51,279
CIRCUIT PERSONNEL E&E	12.245	3805	128,039	87,728	---	40,311
Supreme Court Fund (0137)						
CIRCUIT PERSONNEL PS	12.245	0950	1,331,079	573,942	---	757,137
CIRCUIT PERSONNEL E&E	12.245	2003	419,661	---	---	419,661
<u>Federal Grants</u>						
Office of the State Public Defender Fund (0112) GRANTS	12.300	4006	125,000	---	---	125,000
<u>EXECUTIVE</u>						
<u>Secretary of State</u>						
Secretary of State Fund (0195) FED AID PUBLIC LIBRARY	12.095	4199	5,889,282	2,038,957	---	3,850,325
<u>Record Services</u>						
Secretary of State Records Fund (0150)						
FEDERAL GRANTS	12.045	3132	300,000	145,185	---	154,815
DOC PRESERVATION GRANTS	12.070	3133	1	---	---	1
National Endowment for the Humanities Save America's Treasures Fund (0151) DOC PRESERVATION GRANTS	12.070	5932	174,999	73,743	---	101,256

Library Services

Secretary of State Fund (0195)							
SEC OF STATE PS	12.040	4193	504,057	402,444	---	101,613	
SEC OF STATE E&E	12.040	4194	227,574	106,797	---	120,777	

State Auditor

State Auditor Fund (0115)						
STATE AUDITOR PS	12.105	4508	463,460	232,787	---	230,673
STATE AUDITOR E&E	12.105	4509	44,967	30,000	---	14,967

Attorney General

Attorney General Fund (0136)						
DOMESTIC VIOLENCE	12.165	2885	100,000	---	---	100,000
ATTORNEY GENERAL	13.105	3186	192,572	34,467	158,105	---
MEDICAID FRAUD UNIT PS	12.175	4025	697,598	512,751	---	184,847
MEDICAID FRAUD UNIT E&E	12.175	4026	809,711	---	---	809,711
ATTORNEY GENERAL PS	12.160	4057	360,598	43,974	---	316,624
ATTORNEY GENERAL E&E	12.160	4058	485,170	---	---	485,170

Missouri Office of Prosecution Services

Attorney General Fund (0136)						
OFFICE OF PROS SVS PS	12.180	2019	122,420	66,684	---	55,736
OFFICE OF PROS SVS E&E	12.180	2318	940,675	492,419	---	448,256

OFFICE OF ADMINISTRATION**Division of Accounting**

Vocational Rehabilitation Fund (0104)						
TEACHER RETIREMENT CONTR	05.270	9852	520,000	299,008	---	220,992
Elementary and Secondary Education Fund (0105)						
TEACHER RETIREMENT CONTR	05.270	9857	550,000	306,351	---	243,649
Office of Administration Fund (0135)						
REFUND FLOOD CONTROL	05.320	0132	1,025,700	1,025,353	---	347
REFUND NATIONAL FOREST	05.325	0133	2,991,451	2,991,450	---	1
LAND GRANTS TO COLLEGES	05.445	0145	1	---	---	1
Social Services and Other Sources Fund (0610)						
UNEMPLOYMENT BENEFITS	05.295	3176	303,200	282,317	---	20,883
TEACHER RETIREMENT CONTR	05.270	5172	5,000	2,801	---	2,199
Unemployment Compensation Administration Fund (0948)						
UNEMPLOYMENT BENEFITS	05.295	2242	20,000	19,348	---	652

**STATE OF MISSOURI
SUMMARY OF APPROPRIATION ACTIVITY
GENERAL FUND - FEDERAL FUNDS
FOR THE APPROPRIATION YEAR 2002**

	<u>H.B. No.</u>	<u>Appr. No.</u>	<u>Appropriations</u>	<u>Expenditures and Transfers Out</u>	<u>Biennial Rollovers and Reappropriations to 2003</u>	<u>Lapse of Appropriations</u>
<u>Division of Budget and Planning</u>						
Office of Administration Fund (0135)						
SPECIALIZED RESEARCH	05.025	3185	50,000	---	---	50,000
<u>Division of Facilities Management</u>						
Office of Administration Fund (0135)						
PRINCE HALL & MED CTR PS	05.170	0018	67,139	66,438	---	701
PRINCE HALL & MED CTR E&E	05.170	2160	108,287	64,066	---	44,221
CONTINGENCY SHORTFALLS	13.130	3138	57,500	---	57,500	---
<u>Division of General Services</u>						
Office of Administration Fund (0135)						
RPC FEDERAL GRANTS	05.425	0153	50,000	---	---	50,000
<u>Office of Information Technology</u>						
Office of Administration Fund (0135)						
INFO TECHNOLOGY E&E	05.240	5002	465,815	2,625	463,190	---
INFO TECHNOLOGY PS	05.240	5066	45,000	12,415	32,585	---
<u>DEPARTMENT OF AGRICULTURE</u>						
<u>Office of Director</u>						
Agriculture Fund (0133)						
DIRECTOR'S OFFICE PS	06.005	0530	64,228	1,894	---	62,334
	& 15.045					
DIRECTOR'S OFFICE E&E	06.005	0531	777,360	107,816	---	669,544
	& 15.045					
AG AWARENESS PRGM	06.005	4375	25,000	---	---	25,000
<u>Division of Animal Health</u>						
Agriculture Fund (0133)						
ANIMAL HEALTH ADMIN PS	06.060	0245	200,194	121,958	---	78,236
ANIMAL HEALTH ADMIN E&E	06.060	8829	275,998	61,206	---	214,792

Division of Plant Industries

Agriculture Fund (0133)

PLANT INDUSTRIES PRGM PS	06.095	0255	246,215	245,784	---	431
PLANT INDUSTRIES PRGM E&E	06.095	0259	499,453	260,157	---	239,296
GYPSY MOTH CNTRL PRGM	06.100	1825	100,000	---	---	100,000

Division of Weights and Measures

Agriculture Fund (0133)

WEIGHTS & MEASURES E&E	06.110	2572	26,624	4,362	---	22,262
------------------------	--------	------	--------	-------	-----	--------

Division of Market Development

Agriculture Fund (0133)

FEDERAL PROGRAM PS	06.040	5279	75,913	8,861	---	67,052
FEDERAL PROGRAM E&E	06.040	5280	100,000	99,996	---	4

DEPARTMENT OF INSURANCE

MDI Fund (0192)

HEALTH INSUR COUNSELING	07.715	0794	400,000	400,000	---	---
-------------------------	--------	------	---------	---------	-----	-----

DEPARTMENT OF ECONOMIC DEVELOPMENT

Economic Development - Community Development

Block Grant (Administration) Fund (0123)

DED LEASING	13.050	1979	11,348	---	11,348	---
-------------	--------	------	--------	-----	--------	-----

Job Development and Training Fund (0155)

DED LEASING	13.050	1980	4,729,114	1,556,345	3,172,769	---
-------------	--------	------	-----------	-----------	-----------	-----

MCSAP/Division of Transportation Fund (0185)

DED LEASING	13.050	1981	24,024	5,996	18,028	---
-------------	--------	------	--------	-------	--------	-----

Administrative Services

Economic Development - Community Development

Block Grant (Administration) Fund (0123)

ADMINISTRATIVE SVS PS	07.005	1018	49,419	32,616	---	16,803
ADMINISTRATIVE SVS E&E	07.005	2275	5,000	1,587	---	3,413

Economic Development Fund (0129)

ADMINISTRATIVE SVS PS	07.005	1017	43,346	---	---	43,346
ADMINISTRATIVE SVS E&E	07.005	2276	4,118	---	---	4,118

MCSAP/Division of Transportation Fund (0185)

ADMINISTRATIVE SVS PS	07.005	1019	3,239,673	3,224,611	---	15,062
ADMINISTRATIVE SVS E&E	07.005	2172	1,849,548	1,379,164	---	470,384
ADMIN SVS PS/E&E FLEX	07.005	5090	370,271	98,899	---	271,372

**STATE OF MISSOURI
SUMMARY OF APPROPRIATION ACTIVITY
GENERAL FUND - FEDERAL FUNDS
FOR THE APPROPRIATION YEAR 2002**

	H.B. No.	Appr. No.	Appropriations	Expenditures and Transfers Out	Biennial Rollovers and Reappropriations to 2003	Lapse of Appropriations
<u>Economic Development Agencies</u>						
Economic Development - Community Development Block Grant (Pass-through) Fund (0118)						
COMMUNITY DEV PRGM GRANTS	07.065	8310	34,000,000	32,770,342	---	1,229,658
Economic Development - Community Development Block Grant (Administration) Fund (0123)						
COMMUNITY DEV PRGM E&E	07.065	2182	411,983	205,376	---	206,607
BUSINESS EXPANSION E&E	07.035	2277	6,974	644	---	6,330
BUSINESS EXPANSION PS	07.035	3633	65,720	39,984	---	25,736
COMMUNITY DEV PRGM PS	07.065	3639	536,824	479,678	---	57,146
Economic Development Fund (0129)						
BUSINESS DEVELOPMENT PS	07.020	1021	62,381	19,140	---	43,241
COMM DEV CORPS TRAINING	07.065	1027	250,000	---	---	250,000
COMMUNITY DEV PRGM E&E	07.070	2183	116,112	7,751	---	108,361
BUSINESS EXPANSION PS	07.035	3632	84,016	19,140	---	64,876
COMMUNITY DEV PRGM PS	07.070	3640	73,108	65,232	---	7,876
Economic Development - Missouri Council on the Arts Fund (0138)						
MO ARTS COUNCIL E&E	07.085	2188	699,021	128,267	---	570,754
MO HUMANITIES COUNCIL	07.085	3648	532,000	---	---	532,000
MO ARTS COUNCIL PS	07.085	4357	253,777	245,279	---	8,498
Economic Development - Management Information Systems Fund (0141)						
MID AMERICA MANF TECH CTR	07.020	3624	2,200,000	---	---	2,200,000
Job Development and Training Fund (0155)						
WORKFORCE DEVELOPMENT PS	07.100	0584	19,355,460	14,568,421	---	4,787,039
JOB TRAINING	07.105	0585	70,000,000	54,669,853	---	15,330,147
CARING COMMUNITIES	07.115	0589	166,667	54,602	---	112,065
TAA & JTPA PROGRAMS	07.105	0594	6,000,000	6,000,000	---	---
WORKFORCE DEVELOPMENT E&E	07.100	2190	5,331,244	3,337,425	---	1,993,819
	& 15.070					
ONE STOP INFO SYSTEMS	07.105	2397	750,000	384,891	---	365,109
LOCAL WIB ASSISTANCE	07.105	2398	700,000	---	---	700,000
Community Service Commission Fund (0197)						
MO COMMUNITY SVS COMM	07.065	2184	2,828,300	2,825,417	---	2,883
MO COMMUNITY SVS COMM PS	07.065	3642	100,238	82,527	---	17,711

Regulatory Agencies

MCSAP/Division of Transportation Fund (0185)

MOTOR CARR & RR SAFTY E&E	07.175	2199	470,233	311,661	---	158,572
MOTOR CARR & RR SAFTY PS	07.175	3659	408,400	309,849	---	98,551

DEPARTMENT OF ELEMENTARY AND SECONDARY EDUCATION

Vocational Rehabilitation Fund (0104)

DESE LEASING	13.005	1035	5,358,182	2,330,187	3,027,995	---
--------------	--------	------	-----------	-----------	-----------	-----

Elementary and Secondary Education Fund (0105)

COMPUTER INFO SYSTEM	02.005	0908	3,000,000	275,863	---	2,724,137
DESE LEASING	13.005	1034	344,942	109,184	235,758	---
FED GRANTS & DONATIONS	02.065	4206	14,500,000	1,119,953	---	13,380,047

Administration

Elementary and Secondary Education Fund (0105)

DIV OF GENERAL ADMIN PS	02.005	0538	1,546,740	1,530,686	---	16,054
DIV OF GENERAL ADMIN E&E	02.005	2296	1,445,673	1,277,600	---	168,073
NEW TECHNOLOGY	02.085	2800	7,900,000	4,024,126	---	3,875,874
GENERAL ADMIN PS/E&E FLEX	02.005	5033	157,495	83,033	---	74,462

Division of School Services

Elementary and Secondary Education Fund (0105)

SCHOOL FOOD SERVICES	02.030	0496	135,773,807	135,003,254	---	770,553
SCHOOL RENOVATIONS GRANT	02.140	3220	14,252,588	1,267,431	---	12,985,157

Division of School Improvement

Elementary and Secondary Education Fund (0105)

CHARTER SCHOOLS	02.160	0047	2,432,000	640,291	---	1,791,709
GOALS 2000	02.075	0065	9,271,015	7,039,419	---	2,231,596
TITLE I IASA	02.090	0500	190,000,000	148,898,858	---	41,101,142
EARLY CHILDHOOD PROGRAM	02.120	0947	824,000	367,980	---	456,020
COMPREHENSIVE SCHOOL REF	02.180	1805	3,750,000	3,750,000	---	---
FED ADVANCE PLACEMENT	02.185	1806	286,250	11,184	---	275,066
FEDERAL REFUGEES	02.190	3033	400,000	144,481	---	255,519
TITLE VI IASA	02.095	4600	41,900,000	37,275,666	---	4,624,334
INSTRUCTION PS	02.071	4958	1,791,878	1,592,069	---	199,809
	& 15.010					
INSTRUCTION E&E	02.071	4959	894,058	583,827	---	310,231
INSTRUCTION PS/E&E FLEX	02.071	4960	122,936	---	---	122,936
TITLE II EISENHOWER	02.145	6218	26,000,000	6,288,659	---	19,711,341
SAFE & DRUG FREE SCHOOLS	02.150	8309	9,600,000	6,543,465	---	3,056,535

**STATE OF MISSOURI
SUMMARY OF APPROPRIATION ACTIVITY
GENERAL FUND - FEDERAL FUNDS
FOR THE APPROPRIATION YEAR 2002**

	H.B. No.	Appr. No.	Appropriations	Expenditures and Transfers Out	Biennial Rollovers and Reappropriations to 2003	Lapse of Appropriations
<u>Division of Vocational and Adult Ed</u>						
Elementary and Secondary Education Fund (0105)						
EARLY CHILDHOOD PRGM DHE	02.120	0027	300,000	299,167	---	833
OCCUPATION INFO COMM E&E	02.330	0056	140,010	134,239	---	5,771
VOC ED-DISTRIBUTIONS	02.235	0513	32,064,693	26,242,106	---	5,822,587
JTPA	02.240	0515	6,828,937	6,828,437	---	500
SCHOOL AGE CHILD CARE	02.255	0948	1,700,000	1,600,913	---	99,087
TROOPS TO TEACHERS E&E	02.260	2435	100,000	45,319	---	54,681
VOCATIONAL EDUCATION PS	02.072	4970	1,810,860	1,810,038	---	822
VOCATIONAL EDUCATION E&E	02.072	4971	969,112	528,346	---	440,766
VOCATIONAL ED PS/E&E FLEX	02.072	4972	135,906	77,013	---	58,893
ADULT BASIC EDUCATION	02.245	9428	12,500,000	11,042,055	---	1,457,945
<u>Division of Special Education</u>						
Elementary and Secondary Education Fund (0105)						
BOARD OPERATED PS	02.020	0020	2,046,595	1,104,779	---	941,816
SPECIAL EDUCATION-GRANT	02.270	2265	139,262,289	132,270,641	---	6,991,648
BOARD OPERATED E&E	02.020	2301	877,107	826,440	---	50,667
EXCESS COSTS & SEV DISABL	02.275	4210	4,257,267	170,938	---	4,086,329
FIRST STEPS	02.280	4580	7,506,837	6,566,942	---	939,895
SPECIAL EDUCATION PS	02.073	4976	1,501,919	1,457,073	---	44,846
SPECIAL EDUCATION E&E	02.073	4977	918,228	274,044	---	644,184
SPECIAL ED PS/E&E FLEX	02.073	4978	121,851	---	---	121,851
BOARD OPERATED PS/EE FLEX	02.020	5037	153,879	17,998	---	135,881
COMM FOR THE DEAF E&E	02.335	9921	50,000	---	---	50,000
<u>Division of Teacher Quality and Urban</u>						
Elementary and Secondary Education Fund (0105)						
CARING COMMUNITIES	02.170	0110	1,158,333	1,157,038	---	1,295
PROFESSIONAL DEVELOPMENT	02.025	0945	50,000	---	---	50,000
URBAN & TEACHER ED PS	02.074	4982	117,457	84,392	---	33,065
URBAN & TEACHER ED E&E	02.074	4983	243,523	216,575	---	26,948
URBAN & TEACHER ED FLEX	02.074	4984	18,964	---	---	18,964

Division of Vocational Rehabilitation

Vocational Rehabilitation Fund (0104)

VOCATIONAL REHAB GRANT	02.210	0507	30,256,700	30,256,700	---	---
DISABILITY DETERMIN GRANT	02.220	0512	18,000,000	12,950,407	---	5,049,593
FIELD SUPPORT SVS PS	02.205	0523	22,535,015	22,062,404	---	472,611
VOC REHAB GRANT FROM DMH	02.210	1294	1,000,000	999,983	---	17
FED GRANTS & DONATIONS	02.065	1583	500,000	246,356	---	253,644
FIELD SUPPORT SVS E&E	02.205	2317	4,558,237	4,038,055	---	520,182
PERSONAL CARE ASSISTANCE	02.225	2807	25,600,999	24,785,608	---	815,391
INDEPENDENT LIVING CNTRS	02.230	2808	1,360,633	1,354,176	---	6,457
FIELD SUPPORT PS/E&E FLEX	02.205	5040	1,429,200	1,163,298	---	265,902
INDEPENDENT LIVING GRANT	02.215	7978	231,913	228,489	---	3,424

DEPARTMENT OF HIGHER EDUCATION

Department of Higher Education Fund (0116)

MANAGED BY FM	13.015	1100	28,914	4,311	24,603	---
---------------	--------	------	--------	-------	--------	-----

Higher Education Administration

Department of Higher Education Fund (0116)

STATEWIDE INITIATIVES PS	03.045	0441	277,770	247,451	---	30,319
STATEWIDE INITIATIVES E&E	03.045	0447	233,380	61,155	---	172,225
	& 15.035					
STATEWIDE INITIATIVES	03.045	0450	1,197,572	396,043	---	801,529
EISENHOWER GRANT PS	03.045	0795	56,825	34,113	---	22,712
EISENHOWER GRANT E&E	03.045	0796	20,400	8,757	---	11,643
EISENHOWER GRANT	03.045	1305	1,698,000	908,939	---	789,061

DEPARTMENT OF HEALTH

Health Fund (0143)

FEDERAL GRANTS E&E	10.655	2123	3,950,000	990,803	---	2,959,197
LEASE AND/OR STATE OWNED	13.017	2617	376,174	62,694	313,480	---
FEDERAL GRANTS PS	10.655	3946	1,050,000	234,403	---	815,597
HEALTH LEASING	13.095	4182	2,519,182	1,210,419	1,308,763	---
HOMELAND SECURITY E&E	15.145	5641	19,874,066	---	---	19,874,066
PREVENTIVE BLOCK GRANT	10.660	7699	2,137,788	803,462	---	1,334,326
MCH BLOCK	10.705	7720	6,585,000	4,886,222	---	1,698,778

Office of the Director

Health Fund (0143)

OFC OF MINORITY HLTH	10.600	4657	106,904	97,138	---	9,766
DIRECTOR'S OFFICE PS	10.600	8445	1,107,943	1,066,740	---	41,203
DIRECTOR'S OFFICE E&E	10.600	8446	550,126	366,892	---	183,234

**STATE OF MISSOURI
SUMMARY OF APPROPRIATION ACTIVITY
GENERAL FUND - FEDERAL FUNDS
FOR THE APPROPRIATION YEAR 2002**

	H.B. No.	Appr. No.	Appropriations	Expenditures and Transfers Out	Biennial Rollovers and Reappropriations to 2003	Lapse of Appropriations
<u>Center for Health Information Management and Evaluation</u>						
Health Fund (0143)						
CTR FOR HLT INFO&EVAL PS	10.605	3919	3,356,498	3,223,611	---	132,887
CTR FOR HLT INFO&EVAL E&E	10.605	3920	4,129,375	3,789,378	---	339,997
<u>Center for Local Public Health Services</u>						
Health Fund (0143)						
LOCAL PUBLIC HLT SVS PS	10.615	0163	89,556	38,285	---	51,271
LOCAL PUBLIC HLT SVS E&E	10.615	0165	10,692	778	---	9,914
<u>Center for Community Development and Health</u>						
Health Fund (0143)						
COMM DEV & HLTH CARE PS	10.625	1891	515,024	435,985	---	79,039
COMM DEV & HLTH CARE E&E	10.625	1892	348,233	325,879	---	22,354
CARING COMMUNITIES	10.625	1900	1,218,333	1,216,832	---	1,501
CHART E&E	10.630	1905	10,000	10,000	---	---
MEDICAL LOAN PROGRAM	10.640	3934	214,446	67,750	---	146,696
NURSE LOAN PROGRAM	10.645	3936	60,000	---	---	60,000
CHART PS	10.630	3943	121,808	113,200	---	8,608
<u>Administration</u>						
Health Fund (0143)						
PUBLIC HEALTH LAB PS	10.675	4174	1,068,677	915,150	---	153,527
PUBLIC HEALTH LAB E&E	10.675	4175	2,496,174	1,454,022	---	1,042,152
DIVISION OF ADMIN PS	10.655	7695	1,279,008	1,278,824	---	184
DIVISION OF ADMIN E&E	10.655	7696	2,388,125	2,388,123	---	2
<u>Environmental Health and Communicable Disease Prevention</u>						
Health Fund (0143)						
MEDICATIONS	10.690	1493	9,213,055	6,632,391	---	2,580,664
ENVIRONMENTAL HLT SVC PS	10.690	7702	4,016,373	3,946,282	---	70,091
ENVIRONMENTAL HLT SVC E&E	10.690	7703	15,017,822	12,105,447	---	2,912,375

Maternal Child and Family Health

Health Fund (0143)

HEAD INJURY SERVICES	10.730	0271	250,000	159,802	---	90,198
SERVICE COORDINATION E&E	10.695	2125	63,000	---	---	63,000
SERVICE COORDINATION PS	10.695	3968	934,181	934,180	---	1
FAMILY PLANNING	10.710	3972	1,464,819	923,100	---	541,719
GENETICS PROGRAM	10.735	3975	260,000	35,366	---	224,634
SEXUAL ASSAULT PREVENTION	10.697	4659	789,134	770,797	---	18,337
MATERNAL CHILD FAMILY PS	10.695	7718	1,786,212	1,637,639	---	148,573
MATERNAL CHILD FAMILY E&E	10.695	7719	3,416,786	2,141,200	---	1,275,586
CHILD W/SPECIAL NEEDS	10.725	7725	4,306,191	985,101	---	3,321,090

Nutrition Health and Services

Health Fund (0143)

SUMMER FOOD SVS PRGM DIST	10.755	1662	8,747,200	4,974,917	---	3,772,283
NUTRITION HLTH & SVS PS	10.740	1903	2,735,828	2,384,372	---	351,456
NUTRITION HLTH & SVS E&E	10.740	1904	3,002,487	3,002,487	---	---
WIC SUPP FOOD DISTRIBUT	10.745	7730	92,000,000	89,990,625	---	2,009,375
CHILD-ADULT CARE FOOD PRG	10.750	8456	52,044,130	32,443,772	---	19,600,358

Health Standard and License

Health Fund (0143)

CHILD CARE IMPROVE PRGM	10.765	1812	4,964,775	2,003,190	---	2,961,585
HLTH & SAFETY INSPECT E&E	10.760	2127	1,092,797	637,048	---	455,749
HLTH & SAFETY INSPECT PS	10.760	3982	963,161	916,895	---	46,266
HLTH & SAFETY PS/E&E FLEX	10.760	5160	500,000	499,964	---	36
STANDARDS & LICENSURE PS	10.760	7738	1,752,392	1,642,267	---	110,125
STANDARDS & LICENSURE E&E	10.760	7739	429,993	360,975	---	69,018

Chronic Disease Prevention and Health**Program**

Health Fund (0143)

CARDIO HEALTH PRGM PS	10.770	0902	175,325	97,090	---	78,235
CARDIO HEALTH PRGM E&E	10.770	0903	649,027	365,122	---	283,905
CHRONIC DIS&HLT PROMO PS	10.770	8861	2,376,137	1,928,556	---	447,581
CHRONIC DIS&HLT PROMO E&E	10.770	8862	6,686,561	6,010,789	---	675,772

DEPARTMENT OF TRANSPORTATION

Multimodal Operations Federal Fund (0126)

FRINGES MULTIMODAL PS	04.230	0102	127,320	82,378	---	44,942
FRINGES MULTIMODAL E&E	04.230	0105	2,685	---	---	2,685
GRANTS-SEC 5303 (8)	04.280	0437	1,758,000	830,361	---	927,639
GRANTS-SEC 5309 (SEC 3)	04.275	1316	12,000,000	6,142,527	---	5,857,473
SMALL URBANIZED TRAN ASST	04.265	4263	3,974,641	---	---	3,974,641

**STATE OF MISSOURI
SUMMARY OF APPROPRIATION ACTIVITY
GENERAL FUND - FEDERAL FUNDS
FOR THE APPROPRIATION YEAR 2002**

	H.B. No.	Appr. No.	Appropriations	Expenditures and Transfers Out	Biennial Rollovers and Reappropriations to 2003	Lapse of Appropriations
SUPPORT TO MULTIMODAL DIV	04.235	4272	71,500	15,318	---	56,182
LOCAL RAIL SERVICE ASSIST	04.285	5306	350,378	---	---	350,378
CI GRANTS SEC 5310 (16)	04.255	8493	4,450,739	1,710,037	---	2,740,702
SMALL URBAN&RURAL TRAN	04.270	8726	7,106,574	4,104,344	---	3,002,230
MULTIMODAL OPS ADMIN PS	04.230	8901	469,659	270,014	---	199,645
MULTIMODAL OPS ADMIN E&E	04.230	8902	650,000	125,077	---	524,923
FEDERAL AVIATION ASSIST	04.310	8905	14,000,000	9,303,951	---	4,696,049
 <u>DEPARTMENT OF LABOR AND INDUSTRIAL RELATIONS</u>						
Governor's Committee on Employment of the Handicapped Fund (0188)						
MANAGED BY FM	13.015	1109	78,136	36,512	41,624	---
Unemployment Compensation Administration Fund (0948)						
STATEWIDE UNPROGRAM REQ	16.100	0281	200,000	---	200,000	---
STATEWIDE MTN REPAIR	16.106	0290	100,000	---	100,000	---
DOLIR LEASING	13.055	3233	407,036	202,954	204,082	---
DC STATEWIDE UNPROGRAMMED	18.035	4682	200,000	---	200,000	---
DC STATEWIDE M&R	18.050	4689	100,000	---	100,000	---
 <u>Director and Staff</u>						
Labor and Industrial Relations Administrative Fund (0122)						
DIRECTOR AND STAFF PS	07.800	1869	7,191,656	6,692,068	---	499,588
DIRECTOR AND STAFF EE	07.800	1870	9,100,281	5,123,595	---	3,976,686
Unemployment Compensation Administration Fund (0948)						
LIFE INSURANCE COSTS	07.800	2671	87,602	87,602	---	---
DIRECTOR AND STAFF PS	07.800	5831	525,436	53,412	---	472,024
DIRECTOR AND STAFF E&E	07.800	5834	1,553,866	365,887	---	1,187,979

Division of Labor Standards

Division of Labor Standards Fund (0186)

ADMINISTRATION/LS PS	07.815	2320	150,630	28,539	---	122,091
ADMINISTRATION/LS E&E	07.815	2507	150,000	139,965	---	10,035
ON-SITE CONSULT/LS PS	07.820	5890	547,540	391,697	---	155,843
ON-SITE CONSUL/LS E&E	07.820	5891	218,078	215,176	---	2,902
MINE SAFETY TRNG PRGM PS	07.825	5892	255,839	89,448	---	166,391
MINE SAFETY TRNG PRGM E&E	07.825	5893	126,965	70,259	---	56,706

Division of Worker's Compensation

Labor and Industrial Relations - Crime Victims Fund (0191)

CRIME VICTIMS ADMIN	07.845	3887	50,000	---	---	50,000
CRIME VICTIMS COMP FUND	07.850	7650	1,700,001	1,502,990	---	197,011

Division of Employment Security

Unemployment Compensation Administration Fund (0948)

ADMIN EMP SEC PS	07.860	0694	26,890,864	20,913,654	---	5,977,210
ADMIN EMP SEC E&E	07.860	0696	8,140,188	6,666,151	---	1,474,037
SEASONAL SERVICES PS	07.860	2666	906,632	54,645	---	851,987
SEASONAL SERVICES E&E	07.860	2944	483,300	---	---	483,300
EMPLOYMENT & TRAINING PAY	07.865	3910	9,000,000	5,018,107	---	3,981,893
STL EMPLOYMENT OFC HVAC	16.180	4637	370,354	370,354	---	---

Governor's Council on Disability

Governor's Committee on Employment of the Handicapped Fund (0188)

COUNCIL ON DISABILITY PS	07.880	1183	312,671	246,266	---	66,405
ASSISTIVE TECH LOAN PRGM	07.880	2862	500,000	---	---	500,000
COUNCIL ON DISABILITY E&E	07.880	5837	541,896	395,144	---	146,752

Commission on Human Rights

Labor and Industrial Relations - Commission on Human Rights Fund (0117)

COMM ON HUMAN RIGHTS PS	07.885	5996	639,620	639,281	---	339
COMM ON HUMAN RIGHTS E&E	07.885	5998	252,000	114,040	---	137,960

Labor and Industrial Relations Commission

Unemployment Compensation Administration Fund (0948)

INDUSTRIAL COMMISSION PS	07.810	3094	230,234	226,660	---	3,574
INDUSTRIAL COMMISSION E&E	07.810	3095	42,651	21,582	---	21,069

**STATE OF MISSOURI
SUMMARY OF APPROPRIATION ACTIVITY
GENERAL FUND - FEDERAL FUNDS
FOR THE APPROPRIATION YEAR 2002**

	<u>H.B. No.</u>	<u>Appr. No.</u>	<u>Appropriations</u>	<u>Expenditures and Transfers Out</u>	<u>Biennial Rollovers and Reappropriations to 2003</u>	<u>Lapse of Appropriations</u>
<u>DEPARTMENT OF MENTAL HEALTH</u>						
Mental Health Fund (0148)						
MENTAL HEALTH LEASING	13.090	0665	113,700	20,424	93,276	---
DMH FEDERAL FUND E&E	10.030	2049	770,000	394,408	---	375,592
DMH FEDERAL FUND PS	10.030	9373	80,840	11,492	---	69,348
<u>Office of the Director</u>						
Mental Health Fund (0148)						
CARING COMMUNITIES	10.035	0301	2,104,583	2,102,648	---	1,935
OFFICE INFO SYSTEMS PS	10.010	0668	36,576	36,575	---	1
DEPARTMENT ADMIN PS	10.005	0670	406,757	393,467	---	13,290
DEPARTMENT ADMIN E&E	10.005	2045	735,188	233,184	---	502,004
OFFICE INFO SYSTEMS E&E	10.010	2047	5,906,691	5,905,573	---	1,118
INFO SYSTEMS PS/E&E FLEX	10.010	5096	4,064	4,063	---	1
<u>Division of Alcohol and Drug Abuse</u>						
Mental Health Fund (0148)						
STATEWIDE NEEDS ASSESSMT	10.105	0308	400,000	400,000	---	---
PERFORMANCE MEASURES	10.105	0868	502,143	395,913	---	106,230
INCENTIVE & HIGH RISK E&E	10.110	1000	2,965,029	176,631	---	2,788,398
ADA TREATMENT SVS E&E	10.115	2051	407,045	50,290	---	356,755
ADA ADMIN PS	10.105	2151	798,380	783,956	---	14,424
ADA ADMIN E&E	10.105	2152	824,783	352,869	---	471,914
PREVENTION & EDU SVS	10.110	2154	7,087,264	4,663,874	---	2,423,390
& 15.130						
KIDS BEAT PROGRAM E&E	10.110	2919	119,000	119,000	---	---
SATOP	10.125	3899	407,458	407,458	---	---
PREVENTION & EDU SVS PS	10.110	4143	228,162	209,330	---	18,832
PREVENTION & EDU SVS E&E	10.110	4144	78,165	23,093	---	55,072
TOBACCO INVESTIGTNS PS	10.110	4145	236,110	234,485	---	1,625
TOBACCO INVESTIGTNS E&E	10.110	4146	117,820	30,479	---	87,341
ADA TREATMENT SERVICES	10.115	4149	27,801,339	22,965,555	---	4,835,784
& 15.135						
ADA TREATMENT SVS PS	10.115	4150	107,018	101,618	---	5,400

COMMUNITY 2000	10.110	4650	2,317,651	2,111,308	---	206,343
SCHOOL BASED PREVENTION	10.110	4651	187,827	51,076	---	136,751
INCENTIVE & HIGH RISK PS	10.110	5056	178,588	---	---	178,588
ADA TREATMENT PS/E&E FLEX	10.115	5099	11,891	11,890	---	1

Division of Comprehensive Psychiatric

Services

Mental Health Fund (0148)

HOMELESS MENTALLY ILL	10.225	0323	3,076,359	2,025,143	---	1,051,216
METRO STL PSY CTR PS	10.365	0874	143,918	142,547	---	1,371
MID MISSOURI MHC PS	10.370	0876	252,734	252,722	---	12
NW MO PSY REHAB CENTER PS	10.340	1003	393,404	393,404	---	---
STL PSY REHAB CTR PS	10.345	1004	159,250	159,250	---	---
ADULT COMMUNITY PRGM PS	10.210	1480	115,546	86,361	---	29,185
YOUTH COMMUNITY PRGM PS	10.235	1483	89,465	87,817	---	1,648
CPS ADMIN PS	10.205	1846	415,320	407,214	---	8,106
CPS ADMIN E&E	10.205	1847	295,401	3,261	---	292,140
ADULT COMMUNITY PRGM E&E	10.210	2054	1,849,386	615,497	---	1,233,889
ADULT COMMUNITY PROGRAM	10.210	2055	17,073,733	12,166,957	---	4,906,776
YOUTH COMMUNITY PRGM E&E	10.235	2058	2,598,607	987,318	---	1,611,289
YOUTH COMMUNITY PROGRAM	10.235	2059	3,696,148	762,726	---	2,933,422
MID MISSOURI MHC E&E	10.370	2076	760	760	---	---
MEDICATION COST INCREASES	10.315	2767	916,243	915,857	---	386
ADA WESTERN MO MHC PS	10.380	3007	540,423	536,186	---	4,237
ADA WESTERN MO MHC E&E	10.380	3008	107,990	103,122	---	4,868
CPS NURS HOME REFORM	10.215	3903	168,000	168,000	---	---
HOMELESS MENTALLY ILL E&E	10.225	3904	1,654,680	124,503	---	1,530,177
MINORITY HLTH & AGING E&E	10.205	4653	7,000	---	---	7,000
SUICIDE PREVENTION E&E	10.205	4654	150,000	62,885	---	87,115
ADULT PRGM PS/E&E FLEX	10.210	5101	12,838	---	---	12,838
YOUTH PRGM PS/E&E FLEX	10.235	5103	9,940	---	---	9,940
NWMO PSY CTR PS/E&E FLEX	10.340	5108	43,712	43,712	---	---
STL PSY CTR PS/E&E FLEX	10.345	5112	17,695	17,695	---	---
METRO STL PS/E&E FLEX	10.365	5117	15,991	15,499	---	492
MID MO MHC PS/E&E FLEX	10.370	5120	28,082	28,055	---	27
ADA WESTERN PS/E&E FLEX	10.380	5126	60,047	56,794	---	3,253

Division of Mental Retardation - Developmental

Disabilities

Mental Health Fund (0148)

COMM SUPPORT STAFF PS	10.425	0878	8,590,200	8,501,863	---	88,337
BELLEFONTAINE HC PS	10.570	0886	978,080	965,198	---	12,882
NW COMMUNITY SERVICES PS	10.575	0887	598,795	598,795	---	---
MARSHALL HC PS	10.580	0888	1,493,263	1,493,263	---	---
ST LOUIS DDTC PS	10.590	0898	675,906	674,984	---	922

**STATE OF MISSOURI
SUMMARY OF APPROPRIATION ACTIVITY
GENERAL FUND - FEDERAL FUNDS
FOR THE APPROPRIATION YEAR 2002**

	H.B. No.	Appr. No.	Appropriations	Expenditures and Transfers Out	Biennial Rollovers and Reappropriations to 2003	Lapse of Appropriations
SOUTHEAST MO RES SVCS PS	10.595	0899	79,909	79,909	---	---
MRDD ADMIN PS	10.405	1913	50,922	48,425	---	2,497
MRDD ADMIN E&E	10.405	1914	7,195	---	---	7,195
COMMUNITY PROGRAMS	10.415	1922	1,200,000	766,927	---	433,073
CHILDHOOD INTERVENT SVS	10.415	1933	3,763,919	2,871,245	---	892,674
COMM SUPPORT STAFF E&E	10.425	2100	1,348,446	947,540	---	400,906
SOUTHEAST MO RES SVCS E&E	10.595	2122	20,000	14,511	---	5,489
BELLEFONTAINE HC E&E	10.570	2347	526,906	526,904	---	2
MARSHALL HC E&E	10.580	2355	310,460	310,460	---	---
COMMUNITY SUPPORT STAFF	10.425	2771	8,179,464	5,064,156	---	3,115,308
HIGGINSVILLE HC PS	10.575	3027	216,856	216,856	---	---
KANSAS CITY RC E&E	10.520	3028	5,595	5,170	---	425
SIKESTON RC E&E	10.540	3029	5,595	5,593	---	2
ST LOUIS RC E&E	10.550	3030	11,190	11,142	---	48
NURSING HOME REFORM	10.430	4162	223,748	87,120	---	136,628
DEV DISABILITS GRANT PS	10.435	4163	326,019	236,796	---	89,223
DEV DISABILITS GRANT E&E	10.435	4164	1,187,593	991,890	---	195,703
COMM SUPPORT PS/E&E FLEX	10.425	5130	954,467	806,365	---	148,102
BELLEFONTAINE PS/E&E FLEX	10.570	5145	108,675	108,672	---	3
HIGGINSVILLE PS/E&E FLEX	10.575	5147	24,095	24,081	---	14
NW COMMUNITY PS/E&E FLEX	10.575	5149	66,533	66,533	---	---
MARSHALL PS/E&E FLEX	10.580	5151	165,918	165,918	---	---
STL DDTC PS/E&E FLEX	10.590	5154	75,101	67,310	---	7,791
SE MO RES SVS PS/E&E FLEX	10.595	5156	8,879	8,879	---	---
<u>DEPARTMENT OF NATURAL RESOURCES</u>						
Natural Resources Fund (0140)						
STATE AUDITOR BILLING	06.210	2091	25,000	18,500	---	6,500
LEASE AND/OR STATE OWNED	13.017	2616	465,342	232,636	232,706	---
AGENCY WIDE OPERATIONS	17.060	2685	14,178	---	14,178	---
REFUND ACCOUNTS	06.445	2736	5,290	5,285	---	5
DNR LEASING	17.228	3334	84,937	---	84,937	---
DNR LEASING	13.045	4306	1,759,439	305,976	1,453,463	---
Abandoned Mined Reclamation Fund (0697)						
REFUND ACCOUNTS	06.445	3545	165	---	---	165

Office of Director

Natural Resources Fund (0140)

DIRECTOR'S OFFICE PS	06.200	3272	188,839	188,829	---	10
DIRECTOR'S OFFICE E&E	06.200	3273	86,034	85,573	---	461

Division of Administrative Support

Natural Resources Fund (0140)

DIV OF ADMIN SUPPORT E&E	06.205	0918	1,091,379	609,385	---	481,994
DIV OF ADMIN SUPPORT PS	06.205	0956	672,148	556,437	---	115,711

Energy Center

Natural Resources Fund (0140)

ENERGY PRGM OPERATING PS	06.220	3294	611,369	543,588	---	67,781
ENERGY PRGM OPERATING E&E	06.220	3296	136,517	91,937	---	44,580
ENERGY EFFICIENT SERVICES	06.225	3297	7,400,000	5,481,023	---	1,918,977

Division of Environmental Quality

Natural Resources Fund (0140)

CLEANUP CONTROLLED SUBST	06.315	0576	930,000	721,216	---	208,784
TECHNICAL ASSIST GRANTS	06.435	0715	125,000	71,150	---	53,850
ENVIRONMENT QUALITY PS	06.300	0852	10,721,534	10,130,410	---	591,124
HAZARD MAT ANALYSIS	06.310	0884	100,000	---	---	100,000
ENVIRONMENT EMERG RESPON	06.315	1358	250,000	---	---	250,000
ENVIRONMENT QUALITY E&E	06.300	2095	5,165,949	3,707,131	---	1,458,818
LEAKING UNDRGRD STOR TANK	06.325	2506	400,000	62,805	---	337,195
EMISSION INSP OPERATIONS	06.308	2803	555,000	---	---	555,000
EMISSION INSP CONSTRUCT	17.158	3266	2,400,000	---	2,400,000	---
LOW INC EMISSION REPAIR	17.160	3282	1,750,000	300,068	1,449,932	---
WATER QUALITY STUDY GRANT	06.330	3476	3,444,925	3,060,890	---	384,035
LOANS WASTE H2O TRT FACS	17.116	4282	80,900	---	80,900	---
AIR POLL CONTROL GRANTS	06.370	7452	1,340,500	1,168,600	---	171,900
ABANDNED MINE LAND RECLMT	06.385	7455	3,500,000	1,107,069	---	2,392,931
SMALL OPERATOR ASSIST	06.390	7606	50,000	---	---	50,000
COST SHARE GRANT	06.400	8046	100,000	13,500	---	86,500
SUPERFUND CLEANUP	06.420	8053	1,000,000	349,448	---	650,552

Division of Geology and Land Survey

Natural Resources Fund (0140)

DGLS OPERATION PS	06.295	2401	1,006,583	754,737	---	251,846
DGLS OPERATION E&E	06.295	2408	556,296	326,763	---	229,533
LAND SURVEY RESTOR PROJ	06.297	7772	100,000	60,882	---	39,118

**STATE OF MISSOURI
SUMMARY OF APPROPRIATION ACTIVITY
GENERAL FUND - FEDERAL FUNDS
FOR THE APPROPRIATION YEAR 2002**

	<u>H.B. No.</u>	<u>Appr. No.</u>	<u>Appropriations</u>	<u>Expenditures and Transfers Out</u>	<u>Biennial Rollovers and Reappropriations to 2003</u>	<u>Lapse of Appropriations</u>
<u>Division of State Parks</u>						
Natural Resources Fund (0140)						
STATE PARK OPERATION PS	06.235	1946	426,835	346,795	---	80,040
STATE PARK OPERATION E&E	06.235	1947	107,831	34,595	---	73,236
STATE PARK GRANTS	06.275	2089	175,000	19,206	---	155,794
HISTORIC PRESERV GRANTS	06.270	3290	500,000	326,271	---	173,729
OUTDOOR RECREATION GRANTS	06.285	3292	2,324,034	487,265	---	1,836,769
CI EXPEND OF GIFTS ETC	16.132	3520	2,222,622	772,800	1,449,822	---
STATE PARKS EXPENSE AUTH	18.065	4706	200,000	---	200,000	---
LEWIS & CLARK BICENTEN	19.025	4885	50,000	---	50,000	---
<u>DEPARTMENT OF PUBLIC SAFETY</u>						
Public Safety - Highway Safety Fund (0149)						
MANAGED BY FM	13.015	1104	4,260	1,812	2,448	---
Public Safety Fund (0152)						
MANAGED BY FM	13.015	1105	41,844	19,933	21,911	---
<u>Office of the Director</u>						
Public Safety - Juvenile Accountability Incentive Block Grant Fund (0121)						
JUV JUS ACCTABILITY GRANT	08.025	1584	6,419,607	5,607,332	---	812,275
DIRECTOR ADMIN PS	08.005	1603	23,216	16,807	---	6,409
DIRECTOR ADMIN E&E	08.005	1604	15,820	9,766	---	6,054
Public Safety Fund (0152)						
NARCOTICS CONTROL ASSIST	08.040	0961	11,000,000	8,262,480	---	2,737,520
VICTIM OF CRIME ACT	08.060	0962	9,000,000	6,249,891	---	2,750,109
JUV JUS DELINQUENCY PREV	08.020	1377	2,500,000	1,526,945	---	973,055
DIRECTOR ADMIN E&E	08.005	1429	459,774	83,525	---	376,249
VIOLENCE AGAINST WOMEN	08.065	2331	3,200,000	2,426,141	---	773,859
JUV JUS CHALLENGE PRGM	08.015	3140	350,000	118,037	---	231,963
LOCAL LAW ENFORCEMT BLOCK	08.035	3389	675,000	674,298	---	702
	& 15.090					
RESIDENTIAL SUBST ABUSE	08.090	3390	1,227,000	610,096	---	616,904
METH & ECSTASY INITIATIVE	08.080	3916	675,000	---	---	675,000
DIRECTOR ADMIN PS	08.005	4340	349,289	285,922	---	63,367
DIRECTOR ADMIN	08.005	4471	200,000	---	---	200,000

Division of Highway Safety

Public Safety - Highway Safety Fund (0149)

HIGHWAY SAFETY ADMIN PS	08.195	2627	438,207	373,543	---	64,664
HIGHWAY SAFETY ADMIN E&E	08.195	2630	74,021	73,545	---	476
HIGHWAY SAFETY GRANT	08.200	3442	6,000,000	4,823,532	---	1,176,468
HIGHWAY SAFETY GRANT	17.192	4901	10,445,394	3,292,973	7,152,421	---

Public Safety Fund (0152)

COMBAT UNDERAGE DRINKING	08.205	4479	720,000	35,499	---	684,501
MOTOR CARRIER SFTY ASSIST	08.210	4480	1,350,000	891,232	---	458,768

Capitol Police

Public Safety Fund (0152)

CAPITOL POLICE PS	08.105	4582	16,558	12,026	---	4,532
CAPITOL POLICE E&E	08.105	4583	3,625	2,420	---	1,205

State Highway Patrol

Public Safety Fund (0152)

HIGH INTSTY DRUG TRAFFG	08.110	0625	2,200,000	1,205,412	---	994,588
DARE REGIONAL TRN CTR PS	08.145	0626	94,004	11,386	---	82,618
SHP TECHNICAL SERVICE PS	08.160	0629	275,197	168,228	---	106,969
SHP ACADEMY PS	08.145	0971	83,129	67,286	---	15,843
SHP ACADEMY E&E	08.145	0972	87,859	20,596	---	67,263
VEH & DRIVER SAFETY E&E	08.150	0974	82,550	---	---	82,550
SHP ENFORCEMENT PS	08.125	1135	1,747,094	1,288,979	---	458,115
SHP ENFORCEMENT E&E	08.125	1140	12,700,750	5,822,489	508,000	6,370,261
	& 15.100					
DARE REGIONAL TRN CTR E&E	08.145	2282	159,256	29,034	---	130,222
SHP TECHNICAL SERVICE E&E	08.160	2284	139,282	122,452	---	16,830
FRINGE BENEFITS PS	08.115	4345	628,507	590,085	---	38,422
FRINGE BENEFITS E&E	08.115	4348	28,468	22,148	---	6,320
CRIME LABS GRANTS	08.140	4372	377,698	---	---	377,698
SHP ENFORCEMENT E&E	17.190	5055	249,960	249,960	---	---
CRIME LABS PS	08.140	9478	300,723	164,051	---	136,672
CRIME LABS E&E	08.140	9479	177,191	18,494	---	158,697

Division of Liquor Control

Public Safety Fund (0152)

LIQUOR CONTROL PS	08.175	3088	180,063	76,609	---	103,454
LIQUOR CONTROL E&E	08.175	3089	79,258	64,299	---	14,959

Missouri State Water Patrol

Public Safety Fund (0152)

STATE WATER PATROL E&E	08.170	5674	1,329,728	1,329,727	---	1
STATE WATER PATROL PS	08.170	8414	200,204	145,206	---	54,998

**STATE OF MISSOURI
SUMMARY OF APPROPRIATION ACTIVITY
GENERAL FUND - FEDERAL FUNDS
FOR THE APPROPRIATION YEAR 2002**

	H.B. No.	Appr. No.	Appropriations	Expenditures and Transfers Out	Biennial Rollovers and Reappropriations to 2003	Lapse of Appropriations
<u>Adjutant General</u>						
Adjutant General Fund (0190)						
CONTRACT SERVICES PS	08.300	6463	6,492,085	5,395,314	---	1,096,771
CONTRACT SERVICES E&E	08.300	6464	8,950,000	7,993,412	---	956,588
CONTRACT SERVICES REFUNDS	08.300	6465	100,000	73,599	---	26,401
OPERATIONAL M & R	08.280	2166	100,000	---	---	100,000
TROUPERS TRNG SCHOOL EE	08.310	1868	637,838	---	---	637,838
TROUPERS TRNG SCHOOL PS	08.310	4350	371,449	69,532	---	301,917
SHOW-ME CHALLENGE E&E	08.305	2290	847,852	665,191	---	182,661
SHOW-ME CHALLENGE PS	08.305	4339	877,555	824,007	---	53,548
ORG MTN CAMP CROWDER	16.206	4620	47,947	3,235	44,712	---
REAL PROPERTY OPERATIONS	16.210	0325	1,529,620	748,495	781,125	---
FED ENVIR COMPLI NONARMO	16.214	0416	1,695,644	431,167	1,264,477	---
ADJ GEN FED DESIGN FUNDS	19.065	4894	2,000,000	---	2,000,000	---
ADJ GEN REAL PROPERTY OPS	18.145	4781	3,256,982	92,655	3,164,327	---
ADJ GEN ENVIRONMENT COMP	19.050	4891	1,750,000	9,380	1,740,620	---
MARYVILLE ARMORY DONATED	19.070	4897	2,400,000	423,033	1,976,967	---
MARYVILLE ARMORY	19.070	4896	4,375,200	555,100	3,820,100	---
CONST NEW ARMORY SEDALIA	16.222	0992	3,849,865	953,186	2,896,679	---
NATIONAL GUARD	13.065	3195	2,026,036	569,098	1,456,938	---
<u>State Emergency Management Agency</u>						
State Emergency Management Fund (0145)						
MERC DISTRIBUTIONS	08.325	0648	350,000	283,817	---	66,183
SEMA GRANT	08.330	1235	2,250,000	2,095,570	---	154,430
A G SEMA PS	08.320	1238	874,756	787,914	---	86,842
DPS HOMELAND SECURITY	15.107	5761	4,000,000	---	---	4,000,000
A G SEMA E&E	08.320	6466	216,023	215,678	---	345
Missouri Disaster Fund (0663)						
SEMA GRANT	08.330	8415	21,200,000	20,862,772	---	337,228
<u>Missouri Veterans' Commission</u>						
Missouri Veterans Commission Fund (0184)						
CONST 100 BED DEMENT UN	16.194	0410	10,021,258	618,423	9,402,835	---
VET CEMETARY BLOOMFIELD	16.200	0413	6,151,950	153,375	5,998,575	---
VET CEMETARY JACKSONVILLE	16.200	1311	5,533,080	155,251	5,377,829	---

DES CONST CAMERON VH	16.186	1531	256,032	141,082	114,950	---
IMPRV VET HOMES STWIDE	16.188	3807	15,781,162	3,617,693	12,163,469	---
DES IMPRV VET CEMETARIES	16.190	3810	329,405	33,531	295,874	---

DEPARTMENT OF REVENUE

Division of Administration

Revenue Fund (0132)

DIV OF ADMINISTRATION E&E	04.005	1635	70,000	29,188	---	40,812
---------------------------	--------	------	--------	--------	-----	--------

Division of Motor Vehicle and Drivers

Licensing

Revenue Fund (0132)

MV/DL CENTRAL OFFICE PS	04.005	7332	165,628	14,443	---	151,185
MV/DL CENTRAL OFFICE E&E	04.005	7333	2,295,325	451,011	---	1,844,314

DEPARTMENT OF SOCIAL SERVICES

Pharmacy Rebates Fund (0114)

SOCIAL SERVICES LEASING	13.100	2390	110,832	1,753	109,079	---
SOCIAL SERVICES LEASING	17.226	3321	2,460	---	2,460	---

Third Party Liability Collections Fund (0120)

SOCIAL SERVICES LEASING	13.100	2389	8,496	4,248	4,248	---
SOCIAL SERVICES LEASING	17.226	3322	7,380	---	7,380	---

Division of Family Services Donations Fund (0167)

FED GRANTS & DONATIONS	11.015	9946	25,000	1,827	---	23,173
------------------------	--------	------	--------	-------	-----	--------

Division of Aging Donations Fund (0168)

FED GRANTS & DONATIONS	11.015	9945	1,000	---	---	1,000
------------------------	--------	------	-------	-----	-----	-------

Temporary Assistance for Needy Families Fund (0199)

BOOTHEEL PROJECT	11.135	1007	800,000	800,000	---	---
SOCIAL SERVICES LEASING	13.100	1436	915,780	---	915,780	---
COMMUNITY INITIATIVES	11.135	4055	4,633,799	4,159,068	---	474,731
WORK SUPPORT TRANSPORT	17.200	4988	4,200	298	3,902	---
CASE MANAGEMENT CONTRACTS	17.200	4990	150,000	---	150,000	---
CASEY JOBS INSTITUTE	17.200	4992	30,667	---	30,667	---
BOOTHEEL PROJ 4 COUNTY	17.200	4994	12,059	12,059	---	---
BOOTHEEL PROJ 8 COUNTY	17.200	4996	81,245	19,195	62,050	---
WORK FIRST	17.200	4998	253,029	---	253,029	---

Social Services and Other Sources Fund (0610)

SOCIAL SERVICES LEASING	13.100	1435	14,037,988	6,382,900	7,655,088	---
SOCIAL SERVICES LEASING	17.232	2600	210,612	---	210,612	---
LEASE AND/OR STATE OWNED	13.017	2619	1,862,805	916,474	946,331	---
FOOD STAMP WAGE SUPP	11.150	2933	1,500,000	6,036	---	1,493,964
DGS MAINTENANCE & REPAIR	11.020	2999	10,138	7,384	---	2,754

**STATE OF MISSOURI
SUMMARY OF APPROPRIATION ACTIVITY
GENERAL FUND - FEDERAL FUNDS
FOR THE APPROPRIATION YEAR 2002**

	H.B. No.	Appr. No.	Appropriations	Expenditures and Transfers Out	Biennial Rollovers and Reappropriations to 2003	Lapse of Appropriations
DYS MAINTENANCE & REPAIR	11.020	3001	138,243	126,240	---	12,003
SOCIAL SERVICES LEASING	17.226	3313	239,846	---	239,846	---
SYS FURN STR MODS	17.222	4516	1,102,575	21,750	1,080,825	---
FED GRANTS & DONATIONS	11.015	9942	12,404,000	6,574,975	---	5,829,025
<u>Office of the Director</u>						
Social Services and Other Sources Fund (0610)						
OFFICE OF DIRECTOR PS	11.005	2956	12,042	11,986	---	56
PERSONNEL & LABOR REL PS	11.025	2996	26,179	26,104	---	75
PERSONNEL & LABOR REL E&E	11.025	2997	2,645	2,560	---	85
OFFICE OF DIRECTOR E&E	11.005	3065	1,500	1,483	---	17
<u>Division of Budget and Finance</u>						
Federal and Other Fund (0189)						
RECPT & DISBRSM T REFUNDS	11.035	6348	575,000	564,077	---	10,923
Social Services and Other Sources Fund (0610)						
BUDGET & FINANCE PS	11.030	2958	377,042	368,713	---	8,329
BUDGET & FINANCE E&E	11.030	2959	112,673	111,441	---	1,232
BUDGET & FINANCE-AGING PS	11.030	5186	50,338	41,558	---	8,780
BUDGET & FINANCE-AGING EE	11.030	5187	10,852	10,850	---	2
<u>Information Services and Technology Division</u>						
Third Party Liability Collections Fund (0120)						
DATA PROCESSING PS	11.045	0185	7,294	7,229	---	65
DATA PROCESSING E&E	11.045	2133	43,271	43,271	---	---
Social Services and Other Sources Fund (0610)						
DATA PROCESSING E&E	11.045	2374	20,641,632	13,491,621	---	7,150,011
DATA PROCESSING PS	11.045	2960	4,516,856	4,494,799	---	22,057
DATA PROCESSING-AGING PS	11.045	5194	251,640	190,681	---	60,959
DATA PROCESSING-AGING EE	11.045	5195	190,820	190,820	---	---
<u>Division of General Services</u>						
Social Services and Other Sources Fund (0610)						
GENERAL SERVICES PS	11.050	2962	271,182	270,780	---	402
GENERAL SERVICES E&E	11.050	2963	83,424	83,014	---	410
GENERAL SERVICES-AGING PS	11.050	5188	54,534	54,086	---	448
GENERAL SERVICES-AGING EE	11.050	5189	2,300	---	---	2,300

Division of Legal Services

Third Party Liability Collections Fund (0120)

LEGAL SERVICES PS	11.055	1009	134,325	134,075	---	250
LEGAL SERVICES E&E	11.055	1011	31,706	31,699	---	7
CHILDREN PERMANENCY E&E	11.100	5176	326,968	169,095	---	157,873

Social Services and Other Sources Fund (0610)

LEGAL SERVICES PS	11.055	2964	2,865,208	2,857,706	---	7,502
LEGAL SERVICES E&E	11.055	2965	568,484	568,455	---	29
CHILDREN PERMANENCY PS	11.100	5174	348,978	301,315	---	47,663
CHILDREN PERMANENCY E&E	11.100	5175	326,970	318,863	---	8,107
LEGAL SERVICES-AGING PS	11.055	5190	130,902	130,862	---	40
LEGAL SERVICES-AGING EE	11.055	5191	14,493	14,493	---	---

Division of Child Support Enforcement

Temporary Assistance for Needy Families

Fund (0199)

PARENT'S FAIR SHARE PS	11.070	1384	848,133	779,321	---	68,812
PARENT'S FAIR SHARE E&E	11.070	2136	997,438	627,291	---	370,147

Social Services and Other Sources Fund (0610)

MACSS	11.065	0021	3,960,000	216,805	---	3,743,195
PRIVATIZATION COLLECTIONS	11.080	0749	990,000	330,000	---	660,000
MULTI COUNTY SERVICE CTRS	11.075	1411	1,270,000	1,100,800	---	169,200
MACSS	17.204	3309	1,441,584	1,441,284	300	---
PARENT'S FAIR SHARE E&E	11.070	3325	2,602,535	---	---	2,602,535
CSE ADMIN PS	11.060	7544	25,780,723	24,500,155	---	1,280,568
CSE ADMIN E&E	11.060	7545	14,181,542	12,517,597	---	1,663,945
CSE COUNTY REIMBURSEMENT	11.085	7548	7,500,000	7,500,000	---	---
DISTRIBUTION PASS THROUGH	11.090	7549	46,000,000	44,367,699	---	1,632,301

Division of Family Services

Third Party Liability Collections Fund (0120)

DFS ADMIN SERVICES PS	11.100	3674	348,978	301,418	---	47,560
DFS ADMIN SERVICES E&E	11.100	3721	297,900	---	---	297,900

Division of Family Services Donations Fund (0167)

SVS FOR VISUALLY IMPAIRED	11.215	4854	100,000	91,869	---	8,131
POLK COUNTY TRUST	11.115	8462	10,000	10,000	---	---

Temporary Assistance for Needy Families

Fund (0199)

PURCHASE OF CHILD CARE	11.145	0180	3,271,331	3,271,331	---	---
CARING COMMUNITIES	11.240	0724	1,050,000	953,118	---	96,882
CHILDREN'S TREATMENT SVS	11.220	1611	1,573,418	1,573,418	---	---
RESIDENTIAL TREATMENT SVS	11.230	1612	1,366,385	1,366,385	---	---
TEMPORARY ASSISTANCE	11.150	3597	120,000,000	119,556,637	---	443,363
DFS ADMIN SERVICES PS	11.100	4036	672,228	612,240	---	59,988
DFS ADMIN SERVICES E&E	11.100	4037	2,384,272	1,829,832	---	554,440

**STATE OF MISSOURI
SUMMARY OF APPROPRIATION ACTIVITY
GENERAL FUND - FEDERAL FUNDS
FOR THE APPROPRIATION YEAR 2002**

	H.B. No.	Appr. No.	Appropriations	Expenditures and Transfers Out	Biennial Rollovers and Reappropriations to 2003	Lapse of Appropriations
FAMIS	11.120	4040	1,084,309	1,084,286	---	23
FIELD SERVICES PS	11.125	4043	7,820,018	7,786,943	---	33,075
LINE STAFF PS	11.130	4046	12,852,660	12,843,321	---	9,339
DIRECT CLIENT SUPPORT	11.135	4052	11,368,085	10,995,174	---	372,911
FAMIS	17.202	5000	275,247	275,247	---	---
Social Services and Other Sources Fund (0610)						
RESIDENTIAL TREATMENT SVS	11.230	0034	39,342,899	39,226,530	---	116,369
FOOD DISTRIBUTION PRGM	11.200	0179	1,000,000	863,052	---	136,948
SVS FOR VISUALLY IMPAIRED	11.215	1416	5,085,000	4,461,661	---	623,339
DFS ADMIN SERVICES PS	11.100	1457	5,694,285	5,493,220	---	201,065
DFS ADMIN SERVICES E&E	11.100	1461	3,758,053	3,665,937	---	92,116
BLIND ADMIN PS	11.210	1462	3,045,694	2,953,791	---	91,903
BLIND ADMIN E&E	11.210	1466	842,431	621,200	---	221,231
CHILDREN'S PROGRAM POOL	11.220	1736	6,675,436	6,675,436	---	---
IV-E AUTH JUVENILE COURT	11.245	1737	700,000	128,129	---	571,871
REFUGEE ASSISTANCE	11.180	3159	3,812,553	3,478,628	---	333,925
STAFF TRAINING E&E	11.110	3589	548,632	541,432	---	7,200
PURCHASE OF CHILD CARE	11.145	3593	100,952,629	100,946,035	---	6,594
PSYCHIATRIC DIVERSION	11.235	3604	9,691,373	9,691,373	---	---
CARING COMMUNITIES	11.240	3607	5,627,905	3,213,768	---	2,414,137
DFS TECHNOLOGY	11.105	3976	1,354,752	1,098,868	255,883	1
COMMUNITY SVS BLOCK GRANT	11.185	4499	12,668,000	12,666,003	---	1,997
COMM SVS BLOCK GRANT STL	11.185	4500	2,935,980	2,935,830	---	150
FOSTER CARE	11.220	4858	11,645,182	11,645,182	---	---
ENERGY ASSISTANCE	11.205	4860	37,794,695	35,029,805	---	2,764,890
ADOP/GUARDIANSHIP SUBSIDY	11.220	5702	13,578,271	13,578,271	---	---
FIELD SERVICES E&E	11.125	5710	8,197,639	7,749,155	---	448,484
RECPT&DISBR OF SS1 PYMTS	11.170	6373	4,000,000	2,850,098	---	1,149,902
CHILD ABUSE/NEGLECT GRANT	11.255	6375	1,000,000	501,516	---	498,484
INDEPENDENT LIVING	11.220	7560	3,393,228	3,304,654	---	88,574
FOOD STAMP TRAINING	11.140	7658	7,100,000	4,653,982	---	2,446,018
GENERAL RELIEF	11.165	8178	1,120,000	1,120,000	---	---
	& 15.185					
HOMELESS CHALLENGE GRANT	11.190	8180	500,000	302,916	---	197,084
EMERGENCY SHELTER GRANTS	11.195	8467	1,340,000	1,292,603	---	47,397
FIELD SERVICES PS	11.125	8785	22,907,546	21,123,275	---	1,784,271
LINE STAFF PS	11.130	8788	63,274,726	59,006,539	---	4,268,187

CHILDREN'S TREATMENT SVS	11.220	9318	3,912,629	3,612,629	---	300,000
FAMIS	11.120	9326	2,704,764	2,704,764	---	---
DOMESTIC VIOLENCE	11.250	9818	1,347,534	1,342,549	---	4,985

Division of Youth Services

Social Services and Other Sources Fund (0610)

ADMIN SERVICES PS	11.300	2966	534,179	533,760	---	419
ADMIN SERVICES E&E	11.300	2968	117,846	116,940	---	906
YOUTH TREATMENT PRGM PS	11.305	2969	6,490,534	6,486,722	---	3,812
YOUTH TREATMENT PRGM E&E	11.305	2970	7,073,293	7,052,165	---	21,128

Division of Medical Services

Pharmacy Rebates Fund (0114)

HEALTH CARE ACCESS	11.470	0232	814,421	814,421	---	---
MEDICAID SUPP POOL	11.520	0798	2,330,000	---	---	2,330,000
PHARMACY	11.420	1394	54,279,158	41,809,540	---	12,469,618
MEDICAL SVS ADMIN PS	11.400	2382	16,581	16,552	---	29
MEDICAL SVS ADMIN E&E	11.400	2383	5,110	5,110	---	---
CHILDREN'S HLTH INS PRGM	11.472	2870	755,579	655,748	---	99,831

Third Party Liability Collections Fund (0120)

MEDICAID SUPP POOL	11.520	0238	24,130,000	19,289,804	---	4,840,196
MEDICAL SVS ADMIN PS	11.400	1387	247,216	246,509	---	707
MEDICAL SVS ADMIN E&E	11.400	1388	1,414,665	1,041,596	---	373,069
TPL CONTRACTS	11.405	1393	6,072,000	1,373,562	---	4,698,438

Title XIX Fund (0163)

HLTH CARE ACCESS UNINSURD	11.470	0236	1	---	---	1
HOME DELIVERED MEALS	11.440	1400	4,191,968	4,191,968	---	---
HOME/COMM BASED SVS DESE	11.440	1610	4,517,867	---	---	4,517,867
MANAGED CARE	11.455	1784	295,631,024	295,631,023	---	1
PHARMACY	11.420	2526	455,108,835	445,930,732	---	9,178,103
HEALTH CARE ACCESS	11.470	2530	69,855,488	69,855,488	---	---
PHARMACY PMTS FOR KIDS	11.421	2797	442,612	---	---	442,612
CHILDREN'S HLTH INS PRGM	11.472	2867	76,227,521	57,245,027	---	18,982,494
NURSING HOMES	11.445	3977	78,227,150	63,112,786	---	15,114,364
DSS SAFETY NET	14.005	4080	16,604,434	15,962,030	---	642,404
DSS FOR DMH SAFETY NET	14.005	4089	9,348,988	9,348,988	---	---
DSS SAFETY NET 1X	14.005	4623	31,348,000	30,535,901	---	812,099
HIGH MEDICAID VOLUME	11.445	5177	1,709,400	1,709,400	---	---
MINIMUM PER DIEM	11.445	5179	1,159,950	1,097,294	---	62,656
EVALUATION	11.445	5181	100,000	58,345	---	41,655
HOSPITAL PAYMENTS	11.475	5183	10,000,000	---	---	10,000,000
HOSPITAL CARE	11.460	6471	276,611,559	276,611,559	---	---
NURSING FACILITIES	11.440	6473	269,275,211	267,179,722	---	2,095,489
MENTAL HEALTH SERVICES	11.510	6474	195,194,756	192,475,310	---	2,719,446

**STATE OF MISSOURI
SUMMARY OF APPROPRIATION ACTIVITY
GENERAL FUND - FEDERAL FUNDS
FOR THE APPROPRIATION YEAR 2002**

	H.B. No.	Appr. No.	Appropriations	Expenditures and Transfers Out	Biennial Rollovers and Reappropriations to 2003	Lapse of Appropriations
PHYSICIANS	11.425	8197	147,177,880	147,177,752	---	128
DENTAL	11.430	8199	11,327,114	11,327,114	---	---
PREMIUM PAYMENTS	11.435	8201	38,011,335	38,010,616	---	719
HOME & COMM BASED SVS	11.440	8203	151,286,295	151,286,230	---	65
REHAB & SPECIALTY SVS	11.450	8205	53,952,056	53,951,057	---	999
MEDICAID SUPP POOL	11.520	9331	302,880,516	302,879,263	---	1,253
& 15.195						
UNCOMPENSATED CARE	11.475	9832	90,000,000	14,375,229	---	75,624,771
Social Services and Other Sources Fund (0610)						
MEDICAL SVS ADMIN E&E	11.400	0215	11,567,155	4,806,977	2,625,000	4,135,178
WOMEN & MINORITY OUTREACH	11.400	1391	500,000	500,000	---	---
TPL CONTRACTS	11.405	1392	6,072,000	1,281,829	---	4,790,171
INFORMATION SYSTEMS	11.410	1439	27,564,738	20,985,305	---	6,579,433
MEDICAL SVS ADMIN E&E	17.212	2594	665	---	665	---
MC+ ENROLLMENT	11.415	3716	3,470,527	3,470,527	---	---
MEDICAID REVENUE UNIT PS	11.401	5048	81,000	4,192	---	76,808
MEDICAID REVENUE UNIT E&E	11.401	5049	29,744	---	---	29,744
MEDICAL SERVICES-AGING PS	11.400	5192	75,781	75,751	---	30
MEDICAL SERVICES-AGING EE	11.400	5193	5,650	5,650	---	---
MEDICAL SVS ADMIN PS	11.400	6378	5,113,878	4,882,802	---	231,076
OPERATION INFO SYS CHGS	17.210	6381	8,074,675	---	8,074,675	---
<u>Division of Aging</u>						
Division of Aging Donations Fund (0168)						
HOME & COMMUNITY SVS PRGM	11.615	4847	50,000	---	---	50,000
Social Services and Other Sources Fund (0610)						
ADMIN SERVICES PS	11.600	2972	696,258	646,440	---	49,818
ADMIN SERVICES E&E	11.600	2973	126,405	92,110	---	34,295
HOME & COMMUNITY SVS PS	11.605	2975	7,974,787	7,894,317	---	80,470
HOME & COMMUNITY SVS E&E	11.605	2976	931,145	889,877	---	41,268
INSTITUTIONAL SVS PS	11.610	2978	6,551,642	6,027,325	---	524,317
INSTITUTIONAL SVS E&E	11.610	2979	1,854,907	1,238,963	---	615,944
HOME & COMMUNITY SVS PRGM	11.615	2980	2,787,597	1,922,165	---	865,432
HOME & COMMNTY SVS GRANTS	11.620	2981	28,794,840	27,464,773	---	1,330,067

DEPARTMENT OF CORRECTIONS

Corrections Fund (0130)

DES PURCH LP COR FAC	16.228	2213	10,230	---	10,230	---
MEDICAL SERVICES E&E	09.406	2779	1	---	---	1
FOOD PURCHASES	09.040	4287	450,000	283,205	---	166,795
FEDERAL PRGM PS/E&E FLEX	09.015	4610	800,000	718,250	---	81,750
PRISON STARTUP COSTS	17.196	4643	77,370	---	77,370	---
TELECOMMUNICATIONS	09.035	4859	1,000,000	---	---	1,000,000
COMP TIME PAYMENTS	15.120	5935	2,700,000	2,128,459	---	571,541
FEDERAL PROGRAMS PS	09.015	8102	1,820,707	1,608,128	---	212,579
FEDERAL PROGRAMS EE	09.015	8103	2,558,418	1,986,289	---	572,129

Division of Human Services

Corrections Fund (0130)

DHS STAFF E&E	09.100	4862	31,823	---	---	31,823
---------------	--------	------	--------	-----	-----	--------

Division of Adult Institutions

Corrections Fund (0130)

NEW CORRECTIONAL FACS	16.226	2954	3,114,355	2,010,394	1,103,961	---
DOC STWIDE PRISON CONST	16.236	3821	5,315,324	772,729	4,542,595	---

Subtotals

5,289,925,502	4,568,796,821	105,753,791	615,374,890
---------------	---------------	-------------	-------------

Appropriated Transfers Out To:

Student Grant Fund (0839)	03.065	T012	1,100,000	1,086,288	---	13,712
General Revenue Fund (0101)	05.160	T282	2,742,440	541,903	---	2,200,537
General Revenue Fund (0101)	05.185	T284	1,996,881	1,818,827	---	178,054
Social Security Contributions Fund (0702)	05.245	T292	27,769,150	23,773,697	---	3,995,453
Social Security Contributions Fund (0702)	05.245	T293	74,431	63,448	---	10,983
State Retirement Contributions Fund (0701)	05.260	T296	46,755,370	39,093,334	---	7,662,036
State Retirement Contributions Fund (0701)	05.260	T297	151,834	107,986	---	43,848
Missouri State Employees' Deferred Compensation Incentive Plan Administration Fund (0706)	05.280	T299	2,897,600	2,213,939	---	683,661
Missouri State Employees' Deferred Compensation Incentive Plan Administration Fund (0706)	05.280	T300	4,672	4,615	---	57
Missouri Consolidated Health Care Plan Benefit Fund (0765)	05.300	T303	52,390,586	42,600,606	---	9,789,980
Missouri Consolidated Health Care Plan Benefit Fund (0765)	05.300	T304	125,659	120,198	---	5,461
Economic Development Administrative Fund (0547)	07.015	T344	247,990	247,990	---	---
Workers' Compensation Fund (0652)	07.855	T367	30,548	30,548	---	---

**STATE OF MISSOURI
SUMMARY OF APPROPRIATION ACTIVITY
GENERAL FUND - FEDERAL FUNDS
FOR THE APPROPRIATION YEAR 2002**

	H.B. No.	Appr. No.	Appropriations	Expenditures and Transfers Out	Biennial Rollovers and Reappropriations to 2003	Lapse of Appropriations
State Facility Maintenance and Operation Fund (0501)	13.120	T427	2	---	2	---
General Revenue Fund (0101)	18.280	T436	449,084	105,791	343,293	---
General Revenue Fund (0101)	05.120	T467	603,137	149,286	---	453,851
General Revenue Fund (0101)	05.120	T468	236	235	---	1
Labor and Industrial Relations Administrative Administrative Fund (0122)	07.802	T471	14,539,102	12,907,857	---	1,631,245
General Revenue Fund (0101)	08.120	T518	1,361,165	1,238,300	---	122,865
General Revenue Fund (0101)	08.165	T519	27,562	1,754	---	25,808
General Revenue Fund (0101)	08.250	T520	90,000	36,818	---	53,182
General Revenue Fund (0101)	05.540	T541	1,205,126	146,937	---	1,058,189
General Revenue Reimbursements Fund (0176)	05.540	T541	19,354,640	19,354,640	---	---
Mental Health Earnings Fund (0288)	05.540	T541	63,918	63,918	---	---
Social Services and Other Sources Fund (0610)	05.540	T541	2,622,519	2,622,519	---	---
General Revenue Fund (0101)	05.540	T542	1,869,464	1,868,782	---	682
Pharmacy Rebates Fund (0114)	05.540	T542	8	8	---	---
Third Party Liability Collections Fund (0120)	05.540	T542	12,637,868	12,637,868	---	---
Title XIX Fund (0163)	05.540	T542	2,656	2,656	---	---
Social Services and Other Sources Fund (0610)	05.540	T542	3,665,815	3,665,700	---	115
Premium (0885)	05.540	T542	83	83	---	---
Assistive Technology Loan Revolving Fund (0889)	05.540	T542	550,000	550,000	---	---
Unemployment Compensation Administration Fund (0948)	05.540	T542	73,300	73,300	---	---
Budget Reserve Fund (0100)	05.530	T567	11,107,193	11,052,125	---	55,068
Budget Reserve Fund (0100)	05.535	T568	9,537	8,252	---	1,285
General Revenue Fund (0101)	15.220	T652	534,646	534,646	---	---
General Revenue Fund (0101)	15.220	T653	89,728	89,728	---	---
General Revenue Fund (0101)	15.220	T657	188	188	---	---
Subtotals			<u>207,144,138</u>	<u>178,814,770</u>	<u>343,295</u>	<u>27,986,073</u>
Totals			<u>\$ 5,497,069,640</u>	<u>\$ 4,747,611,591</u>	<u>\$ 106,097,086</u>	<u>\$ 643,360,963</u>

**STATE OF MISSOURI
SUMMARY OF APPROPRIATION ACTIVITY
SPECIAL REVENUE FUNDS
FOR THE APPROPRIATION YEAR 2002**

	<u>H.B. No.</u>	<u>Appr. No.</u>	<u>Appropriations</u>	<u>Expenditures and Transfers Out</u>	<u>Biennial Rollovers and Reappropriations to 2003</u>	<u>Lapse of Appropriations</u>
<u>LEGISLATURE</u>						
<u>Committee on Legislative Research</u>						
Statutory Revision Fund (0546)						
LEG RES-PUBLISH STATUTES	12.420	3035	\$ 535,800	\$ 106,489	\$ ---	\$ 429,311
<u>JUDICIARY</u>						
Judiciary Education and Training Fund (0847)						
MANAGED BY FM	13.015	3147	189,966	94,983	94,983	---
<u>Office of State Court Administrator</u>						
Statewide Court Automation Fund (0270)						
COURT AUTOMATION PS	12.220	0735	1,360,954	1,346,711	---	14,243
COURT AUTOMATION E&E	12.220	3137	3,333,900	3,332,978	---	922
State Court Administration Revolving Fund (0831)						
STATE COURTS ADMIN E&E	12.210	3031	90,000	22,583	---	67,417
Judiciary Education and Training Fund (0847)						
JUDICIAL TRNG & ED PS	12.226	4186	608,366	592,204	---	16,162
JUDICIAL TRNG & ED E&E	12.226	4187	2,407,367	1,942,118	---	465,249
Domestic Relations Resolution Fund (0852)						
STATE COURTS ADMIN E&E	12.210	4618	500,000	159,002	---	340,998
<u>Circuit Courts</u>						
Fine Collections Center Interest Revolving Fund (0888)						
CIRCUIT PERSONNEL E&E	12.245	1992	25,000	---	---	25,000
<u>Legal Defense and Defender</u>						
Legal Defense and Defender Fund (0670)						
PUBLIC DEFENDER COMM PS	12.300	0951	57,178	47,189	---	9,989
PUBLIC DEFENDER COMM	12.300	7673	1,157,356	705,245	---	452,111
<u>EXECUTIVE</u>						
<u>Secretary of State</u>						
Local Records Preservation Fund (0577)						
MANAGED BY FM	13.015	1099	497	240	257	---

Record Services

Local Records Preservation Fund (0577)							
SEC OF STATE PS	12.040	9491	899,969	861,879	---	38,090	
SEC OF STATE E&E	12.040	9492	397,727	353,818	---	43,909	
LOCAL RECORDS GRANTS	12.075	9835	600,000	316,404	283,595	1	
State Document Preservation Fund (0836)							
DOCUMENT PRESERVATION E&E	12.065	3994	37,925	---	---	37,925	
DOCUMENT PRESERVATION PS	12.065	5171	116,460	20,897	---	95,563	

Securities

Secretary of State Institution Gift Trust Fund (0929)						
SEC OF STATE PS	12.040	1390	121,458	102,229	---	19,229
SEC OF STATE E&E	12.040	8363	163,464	109,925	---	53,539

Information Technology Services

Secretary of State's Technology Trust Fund (0266)						
SEC OF STATE PS	12.040	2221	77,900	72,588	---	5,312
SEC OF STATE E&E	12.040	2222	2,422,496	2,236,155	---	186,341

Library Services

Library Networking Fund (0822)						
LIBRARY NETWORKING FUND	12.100	4200	487,838	378,649	---	109,189

Wolfner Library

Wolfner State Library Fund (0928)						
SEC OF STATE E&E	12.040	4195	35,000	---	---	35,000

State Auditor

Gaming Commission Fund (0286)						
STATE AUDITOR PS	12.105	0736	58,804	31,891	---	26,913
STATE AUDITOR E&E	12.105	0737	22,580	788	---	21,792
Conservation Commission Fund (0609)						
STATE AUDITOR PS	12.105	2209	37,532	36,408	---	1,124
STATE AUDITOR E&E	12.105	2211	2,611	2,052	---	559
Parks Sales Tax Fund (0613)						
STATE AUDITOR PS	12.105	0059	18,745	18,187	---	558
Soil and Water Sales Tax Fund (0614)						
STATE AUDITOR PS	12.105	0060	18,054	17,512	---	542
State Highways and Transportation Department Fund (0644)						
STATE AUDITOR PS	12.105	0085	631,564	568,359	---	63,205
STATE AUDITOR E&E	12.105	0088	24,678	15,753	---	8,925

**STATE OF MISSOURI
SUMMARY OF APPROPRIATION ACTIVITY
SPECIAL REVENUE FUNDS
FOR THE APPROPRIATION YEAR 2002**

	H.B. No.	Appr. No.	Appropriations	Expenditures and Transfers Out	Biennial Rollovers and Reappropriations to 2003	Lapse of Appropriations
Petition Audit Revolving Trust Fund (0648)						
AUDITOR PS/E&E FLEX	12.105	5062	92,590	---	---	92,590
STATE AUDITOR PS	12.105	8486	479,958	362,435	---	117,523
STATE AUDITOR E&E	12.105	8487	44,724	30,386	---	14,338
<u>State Treasurer</u>						
Treasurer's Information Fund (0255)						
TREASURER'S INFO FUND	12.110	0747	8,000	2,347	---	5,653
State Highways and Transportation Department Fund (0644)						
STATE TREASURER PS	12.110	0090	458,699	444,937	---	13,762
Workers' Compensation - Second Injury Fund (0653)						
STATE TREASURER PS	12.110	4009	36,232	36,232	---	---
STATE TREASURER E&E	12.110	4010	3,280	3,280	---	---
<u>Attorney General</u>						
Gaming Commission Fund (0286)						
ATTORNEY GENERAL PS	12.160	2314	95,065	95,057	---	8
ATTORNEY GENERAL E&E	12.160	3333	30,747	3,797	---	26,950
Natural Resources Protection - Water Pollution Permit Fee Subaccount Fund (0568)						
ATTORNEY GENERAL PS	12.160	1521	31,942	31,942	---	---
ATTORNEY GENERAL E&E	12.160	1522	4,715	4,715	---	---
Solid Waste Management Fund (0570)						
ATTORNEY GENERAL PS	12.160	1523	31,942	31,942	---	---
ATTORNEY GENERAL E&E	12.160	1524	5,215	5,215	---	---
Motor Vehicle Commission Fund (0588)						
ATTORNEY GENERAL PS	12.160	9618	33,392	---	---	33,392
ATTORNEY GENERAL E&E	12.160	9619	11,300	---	---	11,300
Health Spa Regulatory Fund (0589)						
ATTORNEY GENERAL E&E	12.160	0806	5,000	---	---	5,000
Natural Resources Protection - Air Pollution Permit Fee Subaccount Fund (0594)						
ATTORNEY GENERAL PS	12.160	1525	31,930	31,930	---	---
ATTORNEY GENERAL E&E	12.160	1526	4,715	4,715	---	---

Soil and Water Sales Tax Fund (0614)							
ATTORNEY GENERAL PS	12.160	1527	10,645	10,635	---	10	
ATTORNEY GENERAL E&E	12.160	1528	2,267	2,267	---	---	
Merchandising Practices Revolving Fund (0631)							
ATTORNEY GENERAL PS	12.160	1529	592,539	592,500	---	39	
ATTORNEY GENERAL E&E	12.160	2315	1,962,480	878,964	---	1,083,516	
& ATTORNEY GENERAL	15.205						
ATTORNEY GENERAL	13.105	3187	278,220	139,110	139,110	---	
Workers' Compensation Fund (0652)							
ATTORNEY GENERAL PS	12.160	2316	229,150	229,150	---	---	
ATTORNEY GENERAL	13.105	3188	186,050	93,025	93,025	---	
ATTORNEY GENERAL E&E	12.160	7588	225,121	47,976	---	177,145	
Workers' Compensation - Second Injury Fund (0653)							
ATTORNEY GENERAL	13.105	3189	190,306	95,153	95,153	---	
ATTORNEY GENERAL PS	12.160	4011	1,518,924	1,518,919	---	5	
ATTORNEY GENERAL E&E	12.160	4012	483,632	335,271	---	148,361	
Hazardous Waste Fund (0676)							
ATTORNEY GENERAL PS	12.160	1556	31,930	31,905	---	25	
ATTORNEY GENERAL E&E	12.160	1557	4,715	4,715	---	---	
Safe Drinking Water Fund (0679)							
ATTORNEY GENERAL PS	12.160	1558	10,657	10,657	---	---	
ATTORNEY GENERAL E&E	12.160	1559	2,265	2,265	---	---	
Missouri Office of Prosecution Services Fund (0680)							
ATTORNEY GENERAL	13.105	2022	19,758	9,879	9,879	---	
Hazardous Waste Remedial Fund (0690)							
ATTORNEY GENERAL PS	12.160	6265	216,529	216,520	---	9	
ATTORNEY GENERAL E&E	12.160	6266	10,165	10,165	---	---	
Inmate Incarceration Reimbursement Act Revolving Fund (0828)							
ATTORNEY GENERAL E&E	12.160	4183	11,700	314	---	11,386	
ATTORNEY GENERAL PS	12.160	4204	21,905	21,330	---	575	
Mined Land Reclamation Fund (0906)							
ATTORNEY GENERAL PS	12.160	1560	10,645	10,639	---	6	
ATTORNEY GENERAL E&E	12.160	1561	2,262	2,262	---	---	
<u>Missouri Office of Prosecution Services</u>							
Missouri Office of Prosecution Services Fund (0680)							
OFFICE OF PROS SVS PS	12.180	7337	116,452	102,451	---	14,001	
OFFICE OF PROS SVS E&E	12.180	7338	139,844	40,671	---	99,173	
Missouri Office of Prosecution Services Revolving Fund (0844)							
OFFICE OF PROS SVS E&E	12.180	4106	110,000	86,380	---	23,620	

**STATE OF MISSOURI
SUMMARY OF APPROPRIATION ACTIVITY
SPECIAL REVENUE FUNDS
FOR THE APPROPRIATION YEAR 2002**

	<u>H.B. No.</u>	<u>Appr. No.</u>	<u>Appropriations</u>	<u>Expenditures and Transfers Out</u>	<u>Biennial Rollovers and Reappropriations to 2003</u>	<u>Lapse of Appropriations</u>
<u>OFFICE OF ADMINISTRATION</u>						
Healthy Families Trust Fund-Life Sciences Research Account Fund (0642) OA LIFE SCIENCES GRANTS	14.015	4553	21,567,450	388,270	---	21,179,180
<u>Division of Accounting</u>						
Lottery Proceeds Fund (0291) TEACHER RETIREMENT CONTR	05.270	2831	30,000	---	---	30,000
Video Instructional Development and Educational Opportunity Fund (0599) TEACHER RETIREMENT CONTR	05.270	1155	14,500	---	---	14,500
Conservation Commission Fund (0609) UNEMPLOYMENT BENEFITS	05.295	2240	111,500	111,444	---	56
Parks Sales Tax Fund (0613) UNEMPLOYMENT BENEFITS	05.295	6237	108,000	107,597	---	403
Soil and Water Sales Tax Fund (0614) UNEMPLOYMENT BENEFITS	05.295	6238	101	68	---	33
State School Money Fund (0616) TEACHER RETIREMENT CONTR	05.270	3014	38,729	38,729	---	---
Social Services Educational Improvement Fund (0620) TEACHER RETIREMENT CONTR	05.270	3440	27,100	6,727	---	20,373
State Highways and Transportation Department Fund (0644) UNEMPLOYMENT BENEFITS	05.295	2241	502,000	490,878	---	11,122
Missouri Public Broadcasting Corporation Special Fund (0887) PUBLIC TELEVISION GRANTS	05.435	1876	432,838	398,211	---	34,627
<u>Division of Facilities Management</u>						
Children's Trust Fund (0694) MANAGED BY FM	13.015	1069	35,400	13,860	21,540	---
<u>Division of General Services</u>						
Conservation Commission Fund (0609) WORKERS' COMP & SIF TAX	05.190	3439	59,200	58,497	---	703
WORKERS' COMPENSATION	05.180	4542	500,000	292,434	---	207,566

Governor's Council on Physical Fitness Institution Gift Trust Fund (0924)							
HEALTH COUNCIL PROGRAMS	05.210	2608	350,000	---	---	---	350,000
<u>Children's Trust Fund</u>							
Children's Trust Fund (0694)							
CTF PRIVATE DONATIONS	05.220	2609	1	---	---	---	1
CTF PROGRAMS	05.220	5608	3,360,000	3,094,337	---	---	265,663
CHILDREN'S TRUST FUND PS	05.220	8371	183,921	162,429	---	---	21,492
CHILDREN'S TRUST FUND E&E	05.220	8372	146,239	87,248	---	---	58,991
<u>Children's Service Commission</u>							
Children's Service Commission Fund (0601)							
CHILDREN'S SERVICE COMM	05.225	5609	10,000	404	---	---	9,596
<u>DEPARTMENT OF AGRICULTURE</u>							
Missouri Qualified Fuel Ethanol Producer Incentive Fund (0571)							
MO ETHANOL PROD INCENT	17.036	2566	1,110,751	1,110,751	---	---	---
Milk Inspection Fees Fund (0645)							
AGRICULTURE LEASING	13.040	1475	26,118	10,928	15,190	---	---
Grain Inspection Fees Fund (0647)							
AGRICULTURE LEASING	13.040	1474	114,134	35,538	78,596	---	---
Petroleum Inspection Fund (0662)							
AGRICULTURE LEASING	13.040	0653	15,408	7,200	8,208	---	---
<u>Office of Director</u>							
Animal Health Laboratory Fee Fund (0292)							
DIRECTOR'S OFFICE E&E	06.005	1553	3,615	2,109	---	---	1,506
DIRECTOR'S OFFICE PS	06.005	1571	4,730	4,730	---	---	---
Animal Care Reserve Fund (0295)							
DIRECTOR'S OFFICE E&E	06.005	1555	4,195	4,195	---	---	---
DIRECTOR'S OFFICE PS	06.005	1572	5,489	5,489	---	---	---
REPLACEMENT VEHICLES	06.020	1969	95,748	---	---	---	95,748
Livestock Brands Fund (0299)							
DIRECTOR'S OFFICE E&E	06.005	1562	151	151	---	---	---
DIRECTOR'S OFFICE PS	06.005	1594	198	198	---	---	---
REPLACEMENT VEHICLES	06.020	1970	16,900	---	---	---	16,900
Commodity Council Merchandising Fund (0406)							
DIRECTOR'S OFFICE E&E	06.005	1563	227	227	---	---	---
DIRECTOR'S OFFICE PS	06.005	1575	297	297	---	---	---
Missouri Qualified Fuel Ethanol Producer Incentive Fund (0571)							
ETHANOL INCENTIVE PRGM	06.013	4627	4,342,546	3,785,770	---	---	556,776

**STATE OF MISSOURI
SUMMARY OF APPROPRIATION ACTIVITY
SPECIAL REVENUE FUNDS
FOR THE APPROPRIATION YEAR 2002**

	H.B. No.	Appr. No.	Appropriations	Expenditures and Transfers Out	Biennial Rollovers and Reappropriations to 2003	Lapse of Appropriations
Livestock Sales and Markets Fees Fund (0581)						
DIRECTOR'S OFFICE E&E	06.005	1566	262	262	---	---
DIRECTOR'S OFFICE PS	06.005	1595	342	342	---	---
Apple Merchandising Fund (0615)						
DIRECTOR'S OFFICE PS	06.005	5727	17	17	---	---
DIRECTOR'S OFFICE E&E	06.005	5728	13	13	---	---
Livestock Dealer Law Enforcement and Administration Fund (0624)						
DIRECTOR'S OFFICE E&E	06.005	1567	95	95	---	---
DIRECTOR'S OFFICE PS	06.005	1596	125	125	---	---
Milk Inspection Fees Fund (0645)						
DIRECTOR'S OFFICE E&E	06.005	1568	989	989	---	---
DIRECTOR'S OFFICE PS	06.005	1580	1,294	1,294	---	---
Grain Inspection Fees Fund (0647)						
DIRECTOR'S OFFICE E&E	06.005	1569	6,135	6,135	---	---
DIRECTOR'S OFFICE PS	06.005	1581	8,028	8,028	---	---
REPLACEMENT VEHICLES	06.020	3570	152,044	---	---	152,044
Petroleum Inspection Fund (0662)						
DIRECTOR'S OFFICE E&E	06.005	1570	11,011	10,912	---	99
DIRECTOR'S OFFICE PS	06.005	1582	14,408	14,408	---	---
REPLACEMENT VEHICLES	06.020	3569	83,174	75,270	---	7,904
Marketing Development Fund (0683)						
DIRECTOR'S OFFICE PS	06.005	1597	4,634	4,634	---	---
DIRECTOR'S OFFICE E&E	06.005	1599	3,541	3,541	---	---
Agriculture Development Fund (0904)						
REPLACEMENT VEHICLES	06.020	0546	14,074	---	---	14,074
DIRECTOR'S OFFICE PS	06.005	1598	905	905	---	---
DIRECTOR'S OFFICE E&E	06.005	1600	692	692	---	---
Institution Gift Trust Fund (0925)						
AG AWARENESS PRGM	06.005	4377	25,000	6,310	---	18,690
<u>Division of Animal Health</u>						
Animal Health Laboratory Fee Fund (0292)						
ANIMAL HEALTH ADMIN PS	06.060	1222	37,634	37,590	---	44
ANIMAL HEALTH ADMIN E&E	06.060	2186	400,000	305,356	---	94,644

Animal Care Reserve Fund (0295)							
ANIMAL HEALTH ADMIN PS	06.060	1224	230,004	204,827	---	25,177	
ANIMAL HEALTH ADMIN E&E	06.060	2187	90,651	78,874	---	11,777	
Livestock Brands Fund (0299)							
LIVESTOCK BRANDS PRGM	06.060	1227	41,010	23,913	---	17,097	
Livestock Sales and Markets Fees Fund (0581)							
LIVESTOCK MARKETS	06.060	9462	32,565	12,323	---	20,242	
Livestock Dealer Law Enforcement and Administration Fund (0624)							
LIVESTOCK DEALER LAW	06.060	8830	12,250	268	---	11,982	
Institution Gift Trust Fund (0925)							
GIFT TRUST FUND	06.060	3121	5,000	45	---	4,955	
<u>Division of Grain Inspection and Warehousing</u>							
Commodity Council Merchandising Fund (0406)							
COMMODITY MERCHNDNSNG PS	06.085	2417	67,385	38,817	---	28,568	
COMMODITY MERCHNDNSNG E&E	06.085	2418	23,000	14,311	---	8,689	
REFUNDS & REIMBURSEMENTS	06.090	2420	135,000	124,171	---	10,829	
Aquaculture Marketing Development Fund (0573)							
MO AQUACULTURE COUNCIL	06.090	2419	25,000	11,915	---	13,085	
Apple Merchandising Fund (0615)							
RES & MKT DEV OF APPLES	06.090	2421	12,000	---	---	12,000	
Grain Inspection Fees Fund (0647)							
GRAIN INSPECTION SVS E&E	06.085	2388	312,107	110,436	---	201,671	
GRAIN INSPECTION SVS PS	06.085	3201	1,821,196	931,483	---	889,713	
PAYMENT OF FED USER FEE	06.085	4552	100,000	54,990	---	45,010	
Missouri Wine Marketing and Research Development Fund (0855)							
WINE MKTNG & RESEARCH	06.090	0554	15,000	8,613	---	6,387	
<u>Division of Plant Industries</u>							
Boll Weevil Suppression and Eradication Fund (0823)							
BOLL WEEVIL ERADICAT PS	06.105	0556	19,770	19,189	---	581	
BOLL WEEVIL ERADICAT E&E	06.105	0557	40,686	4,257	---	36,429	
ERADICATION COTTON GROWER	06.105	2571	622,848	1,500	---	621,348	
<u>Division of Weights and Measures</u>							
Petroleum Inspection Fund (0662)							
WEIGHTS & MEASURES E&E	06.110	2573	424,505	366,606	---	57,899	
WEIGHTS & MEASURES PS	06.110	8381	1,184,782	1,123,557	---	61,225	

**STATE OF MISSOURI
SUMMARY OF APPROPRIATION ACTIVITY
SPECIAL REVENUE FUNDS
FOR THE APPROPRIATION YEAR 2002**

	H.B. No.	Appr. No.	Appropriations	Expenditures and Transfers Out	Biennial Rollovers and Reappropriations to 2003	Lapse of Appropriations
<u>State Milk Board</u>						
Milk Inspection Fees Fund (0645)						
STATE MILK BOARD PS	06.130	0265	137,323	127,752	---	9,571
STATE MILK BOARD E&E	06.130	0267	232,529	90,055	---	142,474
MILK BOARD LOCAL HLTH	06.130	0268	1,288,970	1,092,856	---	196,114
State Contracted Manufacturing Dairy Plant Inspection and Grading Fee Fund (0661)						
DAIRY PLANT INSPECTIONS	06.130	7362	8,000	---	---	8,000
<u>Division of Market Development</u>						
Aquaculture Marketing Development Fund (0573)						
MARKET DEVELOPMENT PS	06.040	5027	7,692	7,503	---	189
Marketing Development Fund (0683)						
GRAPE AND WINE PROGRAM	06.050	2568	549,150	363,370	---	185,780
GRAPE & WINE PROGRAM PS	06.050	2827	68,270	68,232	---	38
GOV'S CONFERENCE ON AG	06.050	2938	125,000	76,423	---	48,577
Missouri Agricultural Products Marketing Development (0897)						
AGRI MISSOURI PROGRAM	06.045	4630	270,000	---	---	270,000
Agriculture Development Fund (0904)						
AG DEVELOPMENT PRGM PS	06.055	5394	170,669	88,898	---	81,771
AG DEVELOPMENT PRGM E&E	06.055	5395	48,422	35,049	---	13,373
AG DEVEL FUND INVESTMENTS	06.055	9913	500,000	53,118	---	446,882
<u>Missouri State Fair</u>						
Institution Gift Trust Fund (0925)						
CONST MULTIPURP BLDG	16.130	0985	50,624	---	50,624	---
State Fair Trust Fund (0951)						
FUNDING TO START FAIR	06.120	3812	10,000	2,150	---	7,850
<u>DEPARTMENT OF INSURANCE</u>						
Insurance Examiners Fund (0552)						
MKT CONDUCT&FIN EXAM PS	07.705	0793	4,924,547	4,758,333	---	166,214
MKT CONDUCT&FIN EXAM E&E	07.705	2042	1,759,104	1,744,037	---	15,067
REFUNDS	07.710	2681	7,801	7,768	---	33

Insurance Dedicated Fund (0566)							
MANAGED BY FM	13.015	1096	16,198	8,099	8,099	---	---
DEPT ADMINISTRATION PS	07.700	9907	4,935,732	4,820,093	---	---	115,639
DEPT ADMINISTRATION E&E	07.700	9908	1,831,463	1,276,404	---	---	555,059
REFUNDS	07.710	9909	75,000	71,971	---	---	3,029

DEPARTMENT OF CONSERVATION

Conservation Commission Fund (0609)							
CONSERVATION PROGRAMS	06.600	0286	125,071,345	109,881,220	---	---	15,190,125
MDC CONSTRUCTION	19.030	4886	50,000,000	16,464,672	33,535,328	---	---

DEPARTMENT OF ECONOMIC DEVELOPMENT

Division of Tourism Supplemental Revenue Fund (0274)							
DED LEASING	13.050	1982	19,866	9,279	10,587	---	---
Division of Credit Unions Fund (0548)							
DED LEASING	13.050	1983	77,932	20,400	57,532	---	---
Division of Finance Fund (0550)							
DED LEASING	13.050	1984	463,617	209,506	254,111	---	---
Manufactured Housing Fund (0582)							
DED LEASING	13.050	3128	31,788	13,803	17,985	---	---
Missouri Job Development Fund (0600)							
DED LEASING	13.050	1985	35,290	---	35,290	---	---
Public Service Commission Fund (0607)							
DED LEASING	13.050	1986	1,854,300	816,467	1,037,833	---	---
State Highways and Transportation Department Fund (0644)							
DED LEASING	13.050	1987	434,028	26,567	407,461	---	---

Economic Development Agencies

Missouri Housing Trust Fund (0254)							
MO HOUSING DEVELOP COMM	07.135	0980	3,972,815	3,972,815	---	---	---
Missouri Arts Council Trust Fund (0262)							
MO ARTS COUNCIL E&E	07.085	0989	30,000	29,328	---	---	672
MO ARTS COUNCIL PS	07.085	2881	89,420	87,739	---	---	1,681
INCENTIVES AND TECH ASST	07.085	2943	1,241,000	652,056	---	---	588,944
Division of Tourism Supplemental Revenue Fund (0274)							
TOURISM PS	07.125	1030	1,416,455	1,232,958	---	---	183,497
TOURISM E&E	07.125	2192	16,932,630	10,200,015	6,732,615	---	---
TOURISM E&E	17.170	3228	5,516,438	4,191,467	1,324,971	---	---
TOURISM INFO CTRS GENERAL	18.105	4720	253,661	---	253,661	---	---

**STATE OF MISSOURI
SUMMARY OF APPROPRIATION ACTIVITY
SPECIAL REVENUE FUNDS
FOR THE APPROPRIATION YEAR 2002**

	H.B. No.	Appr. No.	Appropriations	Expenditures and Transfers Out	Biennial Rollovers and Reappropriations to 2003	Lapse of Appropriations
Business Extension Service Team Fund (0280)						
BUSINESS EXT SVS PRGM	07.020	1029	1,854,000	1,604,700	249,300	---
BUSINESS EXT SVS PRGM	17.182	3246	800,000	---	800,000	---
Transportation Department Grade Crossing Safety Account Fund (0290)						
RAILRD GRADE CROSSG HAZS	16.174	0400	2,135,634	744,333	1,391,301	---
MOT CARRIER RAIL CROSSG	16.170	1159	182,033	182,033	---	---
MOT CARRIER RAIL CROSSG	16.172	3681	1,498,691	464,541	1,034,150	---
MCRS GRADE CROSSING	19.035	4887	2,275,350	22,347	2,253,003	---
Missouri Community College Job Training Program Fund (0563)						
COMM COLL NEW JOBS TRNG	07.040	0906	18,000,000	10,708,511	---	7,291,489
International Promotions Revolving Fund (0567)						
BUSINESS DEVELOPMENT E&E	07.020	1025	91,000	75,397	---	15,603
Missouri Main Street Program Fund (0596)						
COMMUNITY DEVELPMENT PRGM	07.065	1515	100,000	81,525	---	18,475
Missouri Job Development Fund (0600)						
BUSINESS EXPANSION PS	07.035	0904	259,570	252,570	---	7,000
MO JOB DEVELOPMENT	07.045	0905	13,267,500	3,734,392	9,533,108	---
BUSINESS EXPANSION E&E	07.035	2178	88,389	73,540	---	14,849
MO JOB DEVELOPMENT	17.178	3249	2,582,252	1,415,865	1,166,387	---
Tourism Marketing Fund (0650)						
TOURISM E&E	07.125	8403	15,000	4,294	---	10,706
Youth Opportunities and Violence Prevention Fund (0827)						
YOUTH OPPORTUN & VIOLENCE	07.065	2455	250,000	---	---	250,000
Property Reuse Fund (0830)						
BROWNFIELDS REDEV PRGM	07.035	2575	5,400,000	1,000,000	---	4,400,000
BROWNSFIELD REDEV PRGM	17.178	3248	500,000	---	500,000	---
Missouri Supplemental Tax Increment Financing Fund (0848)						
STATE TIF PROGRAM	17.174	3244	942,443	---	942,443	---
STATE TIF PROGRAM	07.060	4351	2,973,147	522,972	2,354,540	95,635
Special Employment Security Fund (0949)						
BUILDINGS & LAND	07.120	0592	216,000	19,340	196,659	1
BUILDINGS & LAND	17.180	3250	160,181	43,943	116,238	---

Regulatory Agencies

Division of Credit Unions Fund (0548)							
DIV OF CREDIT UNIONS E&E	07.145	2195	120,925	120,862	---	63	
DIV OF CREDIT UNIONS PS	07.145	3657	711,437	675,411	---	36,026	
Division of Finance Fund (0550)							
DIV OF FINANCE E&E	07.150	2196	832,325	827,977	---	4,348	
DIV OF FINANCE PS	07.150	3658	4,353,495	3,939,895	---	413,600	
Deaf Relay Service and Equipment Distribution Program Fund (0559)							
PUBLIC SERVICE COMM E&E	07.205	9834	5,000,000	3,699,572	---	1,300,428	
Manufactured Housing Fund (0582)							
MANUFACTD HOUSING REFUNDS	07.140	0817	10,000	3,885	---	6,115	
MANUF HOUSING ADMIN E&E	07.140	2194	171,323	88,805	---	82,518	
MANUFACTD HOUSING PRGM	07.140	3102	16,435	16,395	---	40	
MANUF HOUSING ADMIN PS	07.140	3991	336,548	278,260	---	58,288	
PUBLIC SERVICE COMM E&E	07.205	4392	2,235	---	---	2,235	
Public Service Commission Fund (0607)							
PSC REFUNDS	07.205	0818	10,000	---	---	10,000	
PUBLIC SERVICE COMM PS	07.205	1428	9,417,895	8,366,250	---	1,051,645	
PUBLIC SERVICE COMM E&E	07.205	2203	3,789,414	3,434,525	---	354,889	
PUBLIC SERVICE COMM E&E	17.184	4647	370,000	370,000	---	---	
Board of Accountancy Fund (0627)							
BOARD OF ACCOUNTANCY E&E	07.215	2214	195,718	183,897	---	11,821	
BOARD OF ACCOUNTANCY PS	07.215	3666	230,966	179,097	---	51,869	
Board of Barber Examiners Fund (0628)							
BARBER EXAMINERS	07.225	0819	38,271	31,108	---	7,163	
Board of Podiatric Medicine Fund (0629)							
PODIATRIC MEDICINE	07.270	0839	21,681	9,822	---	11,859	
Board of Chiropractic Examiners Fund (0630)							
CHIROPRACTIC EXAMINERS	07.230	0820	151,052	113,724	---	37,328	
Board of Cosmetology Fund (0632)							
BOARD OF COSMETOLOGY	07.235	0832	259,418	172,038	---	87,380	
COSMETOLOGY FEE PAYMENTS	07.235	3388	48,475	---	---	48,475	
Board of Embalmers and Funeral Directors Fund (0633)							
EMBALMERS & FUNERAL DIR	07.245	0833	149,634	83,853	---	65,781	
Board of Registration for Healing Arts Fund (0634)							
HEALING ART FEE PAYMENTS	07.250	2225	252,510	1,730	---	250,780	
BD FOR HEALING ART E&E	07.250	2230	649,263	589,214	---	60,049	
BD FOR HEALING ART PS	07.250	3673	1,559,743	1,465,874	---	93,869	
Board of Nursing Fund (0635)							
BOARD OF NURSING E&E	07.255	2244	841,940	779,696	---	62,244	
BOARD OF NURSING PS	07.255	3675	796,069	689,965	---	106,104	
FINGERPRINTING	07.255	4864	174,979	87,472	---	87,507	

**STATE OF MISSOURI
SUMMARY OF APPROPRIATION ACTIVITY
SPECIAL REVENUE FUNDS
FOR THE APPROPRIATION YEAR 2002**

	H.B. No.	Appr. No.	Appropriations	Expenditures and Transfers Out	Biennial Rollovers and Reappropriations to 2003	Lapse of Appropriations
Board of Optometry Fund (0636)						
BOARD OF OPTOMETRY	07.260	0836	42,604	37,297	---	5,307
Board of Pharmacy Fund (0637)						
BOARD OF PHARMACY E&E	07.265	2262	178,499	175,991	---	2,508
PHARMACY CRIM HISTORY	07.265	2586	156,140	139,608	---	16,532
BOARD OF PHARMACY PS	07.265	3677	520,035	487,269	---	32,766
Missouri Real Estate Commission Fund (0638)						
MO REAL ESTATE COMM E&E	07.275	2266	294,734	150,269	---	144,465
MO REAL ESTATE COMM PS	07.275	3679	816,684	659,347	---	157,337
Veterinary Medical Board Fund (0639)						
TESTING SERVICES	07.280	0329	40,000	11,934	---	28,066
MO VETERINARY MEDICAL BD	07.280	0840	71,096	70,674	---	422
State Highways and Transportation Department Fund (0644)						
MOTOR CARR & RR SAFTY E&E	07.175	2200	831,315	308,810	---	522,505
MOTOR CARR & RR SAFTY PS	07.175	3660	2,073,420	1,726,807	---	346,613
Railroad Expense Fund (0659)						
MOTOR CARR & RR SAFTY E&E	07.175	2201	180,796	119,355	---	61,441
MOTOR CARR & RR SAFTY PS	07.175	3661	437,769	384,915	---	52,854
Dental Board Fund (0677)						
DENTAL BOARD E&E	07.240	2224	271,908	215,147	---	56,761
DENTAL BOARD PS	07.240	3671	308,662	257,126	---	51,536
State Board of Architects, Professional Engineers, Land Surveyors and Landscape Architects Fund (0678)						
FEES & TESTING SERVICES	07.220	1920	93,985	61,740	---	32,245
ARCH PE & LAND SURV E&E	07.220	2223	399,354	366,508	---	32,846
ARCH PE & LAND SURV PS	07.220	3667	290,638	262,863	---	27,775
Light Rail Safety Fund (0838)						
MOTOR CARR & RR SFETY E&E	07.175	3662	15,000	---	---	15,000
<u>DEPARTMENT OF ELEMENTARY AND SECONDARY EDUCATION</u>						
Bingo Proceeds for Education Fund (0289)						
STATEWIDE MTN REPAIR	16.106	0294	441,708	161,098	280,610	---
DC STATEWIDE M&R	18.050	4692	450,000	---	450,000	---

State School Money Fund (0616)							
FOUNDATION-FORMULA	02.020	0679	1,311,272,850	1,311,272,834	---	16	
Healthy Families Trust Fund-Early Childhood Care and Education Account Fund (0641)							
DESE PAT	14.010	4090	6,092,500	4,092,500	---	2,000,000	
Excellence in Education Fund (0651)							
DIV OF GENERAL ADMIN E&E	02.005	2297	2,588,386	1,345,310	---	1,243,076	
GENERAL ADMIN PS/E&E FLEX	02.005	5035	129,419	---	---	129,419	
DIV OF GENERAL ADMIN PS	02.005	6459	211,405	87,097	---	124,308	
Early Childhood Development, Education and Care Fund (0859)							
FOUNDATION-EARLY SPEC ED	15.005	3179	5,287,242	5,287,242	---	---	
<u>Administration</u>							
Lottery Proceeds Fund (0291)							
DIV OF GENERAL ADMIN E&E	02.005	0058	110,880	98,334	---	12,546	
E-GOVERNMENT	02.007	5045	1,204,896	1,168,545	---	36,351	
<u>Division of School Services</u>							
School District Bonds Fund (0248)							
SCHOOL DISTRICT BONDS	02.060	0113	7,000,000	7,000,000	---	---	
School Building Revolving Fund (0279)							
SCHOOL BLDG REVOLVING FND	02.035	0025	1,500,000	---	---	1,500,000	
Outstanding Schools Trust Fund (0287)							
FOUNDATION-FORMULA	02.020	0678	388,536,748	388,536,747	---	1	
FOUNDATION-SPECIAL NEEDS	02.020	0680	152,002,371	152,002,371	---	---	
Lottery Proceeds Fund (0291)							
FOUNDATION-GIFTED	02.020	0705	198,351	198,351	---	---	
FOUNDATION-TRANSPORTATION	02.020	2362	54,747,609	54,747,609	---	---	
FOUNDATION-SPECIAL ED	02.020	2381	3,762,000	3,762,000	---	---	
State School Money Fund (0616)							
FOUNDATION-SPECIAL NEEDS	02.020	0681	190,073,706	190,073,706	---	---	
FOUNDATION-TRANSPORTATION	02.020	0684	107,319,633	107,319,633	---	---	
FOUNDATION-SPECIAL ED	02.020	0691	145,854,752	145,854,752	---	---	
FOUNDATION-REMEDIAL READ	02.020	0692	11,076,764	11,076,764	---	---	
FOUNDATION-EARLY SPEC ED	02.020	0702	63,161,098	63,161,098	---	---	
FOUNDATION-GIFTED	02.020	0706	24,671,421	24,671,421	---	---	
FOUNDATION-VOCATIONAL ED	02.020	0720	54,624,528	53,272,767	---	1,351,761	
FOUNDATION-PARENT ED/PAT	02.020	0722	26,341,891	26,341,891	---	---	
FOUNDATION-CAREER LADDER	02.020	2363	38,328,774	38,082,775	---	245,999	

**STATE OF MISSOURI
SUMMARY OF APPROPRIATION ACTIVITY
SPECIAL REVENUE FUNDS
FOR THE APPROPRIATION YEAR 2002**

	H.B. No.	Appr. No.	Appropriations	Expenditures and Transfers Out	Biennial Rollovers and Reappropriations to 2003	Lapse of Appropriations
Fair Share Fund (0687)						
FAIR SHARE FUND	02.045	5235	23,835,000	22,921,397	---	913,603
School District Trust Fund (0688)						
SCHOOL DISTRICT TRUST FND	02.050	5240	700,435,389	665,079,037	---	35,356,352
Early Childhood Development, Education and Care Fund (0859)						
FOUNDATION-PARENT ED/PAT	02.020	2170	3,100,000	3,100,000	---	---
<u>Division of School Improvement</u>						
Outstanding Schools Trust Fund (0287)						
PUPIL TESTING PROGRAM	02.130	2796	128,125	128,124	---	1
PROFESSIONAL DEVELOPMENT	02.025	3864	250,000	250,000	---	---
INSTRUCTION PS	02.071	4961	161,138	160,906	---	232
INSTRUCTION E&E	02.071	4962	60,262	48,259	---	12,003
INSTRUCTION PS/E&E FLEX	02.071	4963	11,608	10,534	---	1,074
Lottery Proceeds Fund (0291)						
AP/DUAL CREDIT	02.135	0040	860,048	810,705	---	49,343
SCHOLARS ACADEMY	02.105	0078	158,156	153,411	---	4,745
PROFESSIONAL DEVELOPMENT	02.025	1284	145,000	140,650	---	4,350
PUPIL TESTING PROGRAM	02.130	1289	874,321	848,074	---	26,247
NEW TECHNOLOGY	02.085	2349	7,000,000	6,784,730	---	215,270
SAFE SCHOOLS PROGRAM	02.155	2539	5,050,000	4,568,587	---	481,413
READ TO BE READY PROGRAM	02.175	2913	6,700,000	6,510,515	---	189,485
A+ SCHOOLS PROGRAM	02.125	3214	3,813,380	3,698,979	---	114,401
CHARACTERPLUS INITIATIVE	02.195	3215	994,998	965,148	---	29,850
INCENTIVES	17.002	5041	29	---	29	---
Video Instructional Development and Educational Opportunity Fund (0599)						
INSTRUCTION PS	02.071	4964	68,185	67,890	---	295
INSTRUCTION E&E	02.071	4965	61,469	8,710	---	52,759
INSTRUCTION PS/E&E FLEX	02.071	4966	6,551	5,633	---	918
VIDEO INSTRUCTION	02.080	8907	1,089,519	1,053,189	---	36,330
State School Money Fund (0616)						
FERMAN MEMORIAL-GIFTED	02.100	5640	10,000	6,524	---	3,476
EARLY CHILDHOOD PROGRAM	02.120	7976	125,000	125,000	---	---

Healthy Families Trust Fund-Early Childhood Care and Education Account Fund (0641)							
DESE ACCREDITATION	14.010	4130	365,550	---	---	365,550	
Early Childhood Development, Education and Care Fund (0859)							
EARLY CHILDHOOD PROGRAM	02.120	0028	15,136,800	13,712,509	---	1,424,291	
<u>Division of Vocational and Adult Ed</u>							
Outstanding Schools Trust Fund (0287)							
ADULT BASIC EDUCATION	02.245	1631	525,313	525,313	---	---	
<u>Division of Special Education</u>							
Missouri Commission for the Deaf Board of Certification of Interpreters Fund (0264)							
COMM FOR THE DEAF E&E	02.335	0111	87,000	85,001	---	1,999	
Bingo Proceeds for Education Fund (0289)							
REPL WOOD SID SHINGLES	16.006	0256	122,966	6,491	116,475	---	
REPL BUILTUP FLAT ROOFS	16.008	0257	187,106	159,874	27,232	---	
BUILDING STUCCO MASONRY	16.010	0261	92,079	74,476	17,603	---	
SUPPL ADA MODS AT 4 SSSH	16.012	0358	445,624	---	445,624	---	
REP IMPRV ADA MODS MSB	16.014	0360	2,201,814	56,283	2,145,531	---	
SUPPL ADA MODS AT MSD	16.016	0361	597,037	197,421	399,616	---	
REPL FLAT SHINGLED ROOF	16.006	1113	141,489	138,034	3,455	---	
REPLACE HVAC AHUS AC CO	16.006	1114	42,729	13,728	29,001	---	
CONVERT MSD CAMPUS ELECT	16.016	1203	123,368	21,029	102,339	---	
BOARD OPERATED E&E	02.020	2303	1,707,167	1,707,160	---	7	
USEPA AHERA REINSPECTN	16.002	3790	10,246	9,224	1,022	---	
MSB ROOFS	18.005	4664	263,360	---	263,360	---	
MSD ROOFS	18.010	4667	297,600	---	297,600	---	
MSD ELECTRICAL	18.010	4669	876,400	---	876,400	---	
EW THOMPSON ROOF/HVAC	18.015	4673	784,100	---	784,100	---	
BW ROBINSON HVAC	18.015	4674	185,700	---	185,700	---	
MAPLE VALLEY ACM DECON	19.005	4875	1,424,232	---	1,424,232	---	
MAPLE VALLEY HVAC	19.005	4876	512,813	168,950	343,863	---	
MAPAVILLE SCHOOL ADA	19.006	5003	217,625	58,162	159,463	---	
KIRCHNER SCHOOL ADA	19.006	5004	221,100	164,903	56,197	---	
HELEM M. DAVIS SCHOOL ADA	19.006	5005	276,500	11,073	265,427	---	
DELMAR COBBLE SCHOOL ADA	19.006	5006	262,100	199,206	62,894	---	
GREENE VALLE SCHOOL ADA	19.006	5007	318,700	12,989	305,711	---	
Lottery Proceeds Fund (0291)							
STATE SCHOOLS OPMR	02.290	2811	370,000	358,900	---	11,100	
EXCESS COSTS & SEV DISABL	02.275	3202	175,488	170,223	---	5,265	
Design and Construction - Donated Fund (0553)							
DES EQPT PLAYGR 3 SCH	16.004	3794	1	---	1	---	

**STATE OF MISSOURI
SUMMARY OF APPROPRIATION ACTIVITY
SPECIAL REVENUE FUNDS
FOR THE APPROPRIATION YEAR 2002**

	H.B. No.	Appr. No.	Appropriations	Expenditures and Transfers Out	Biennial Rollovers and Reappropriations to 2003	Lapse of Appropriations
State School Money Fund (0616)						
READERS FOR THE BLIND	02.305	2268	25,000	25,000	---	---
Handicapped Children's Trust Fund (0618)						
SCHOOL SEVERELY HANDICAP	02.325	2280	30,000	---	---	30,000
SSSH ADA PLAYGROUNDS	19.006	5008	136,175	---	136,175	---
Early Childhood Development, Education and Care Fund (0859)						
FIRST STEPS	02.280	3180	6,256,221	6,256,220	---	1
	& 15.015					
School for Blind Trust Fund (0920)						
SCHOOL FOR BLIND	02.320	3445	1,150,000	1,101,321	---	48,679
SCHOOL FOR BLIND	02.320	9806	500,000	2,672	---	497,328
School for Deaf Trust Fund (0922)						
SCHOOL FOR DEAF	02.315	0543	25,000	11,500	---	13,500
<u>Division of Teacher Quality and Urban</u>						
Outstanding Schools Trust Fund (0287)						
URBAN & TEACHER ED PS	02.074	4985	72,120	71,907	---	213
URBAN & TEACHER ED E&E	02.074	4986	4,229	4,228	---	1
URBAN & TEACHER ED FLEX	02.074	4987	3,996	3,410	---	586
Lottery Proceeds Fund (0291)						
SCHOLARSHIPS	02.165	0107	200,000	126,000	---	74,000
<u>Division of Vocational Rehabilitation</u>						
Independent Living Center Fund (0284)						
INDEPENDENT LIVING CNTRS	02.230	2809	210,000	191,054	---	18,946
Lottery Proceeds Fund (0291)						
VOCATIONAL REHAB GRANT	02.210	2806	1,400,000	1,399,998	---	2
<u>DEPARTMENT OF HIGHER EDUCATION</u>						
Guaranty Agency Operating Fund (0880)						
MANAGED BY FM	13.015	1061	388,945	118,562	270,383	---

Higher Education Administration

Marguerite Ross Barnett Scholarship Fund (0131)							
M ROSS BARNETT SCHLSHIP	03.110	0066	550,000	519,446	---	30,554	
Lottery Proceeds Fund (0291)							
IMPRV CMTY COL MATCH RQ	16.088	0967	1,073,000	1,073,000	---	---	
IMPRV GRAPHIC ARTS TECH	16.092	0977	585,609	585,609	---	---	
COMMUNITY COLLEGES CI	16.094	2482	2,892,889	328,115	2,564,774	---	
STATE AID COMM COLLEGES	03.145	2679	4,849,155	4,703,680	---	145,475	
WORKFORCE PREPARATION	03.145	4470	1,480,392	1,435,979	---	44,413	
GEAR-UP Scholarship Fund (0737)							
GEAR-UP SCHOLARSHIPS	15.035	5655	100,000	42,275	---	57,725	
Student Grant Fund (0839)							
GALLAGHER SCHOLARSHIP	03.070	3859	17,953,436	17,917,799	---	35,637	
Academic Scholarship Fund (0840)							
ACADEMIC SCHOLARSHIP PRGM	03.060	3858	15,957,000	15,911,000	---	46,000	
U.S. Department of Education/Coordinating Board for Higher Education P.L. 105-33 Interest Account Fund (0851)							
LOAN PROGRAM ADMIN PS	03.120	2371	87,920	62,088	---	25,832	
LOAN PROGRAM ADMIN E&E	03.120	4467	2,612,500	759,023	---	1,853,477	
Advantage Missouri Trust Fund (0856)							
ADVANTAGE MISSOURI PRGM	03.090	0062	2,185,000	1,542,340	---	642,660	
Missouri College Guarantee Fund (0858)							
COLLEGE GUARANTEE PRGM	03.080	0061	10,385,000	10,384,955	---	45	
Guaranty Agency Operating Fund (0880)							
LOAN PROGRAM ADMIN PS	03.120	0998	1,859,601	1,644,821	---	214,780	
LOAN PROGRAM ADMIN E&E	03.120	2169	8,155,606	6,675,062	---	1,480,544	
FEDERAL LOAN COMPLIANCE	03.120	3134	1,000,000	137,312	---	862,688	
E-GOVERNMENT PS	03.121	5057	371,000	262,345	---	108,655	
E-GOVERNMENT E&E	03.121	5058	1,023,400	873,893	---	149,507	
COLLECTION INVOICING	03.120	5075	4,000,000	3,500,868	---	499,132	
Federal Student Loan Reserve Fund (0881)							
LOAN PRGM REVOLVING FUND	03.130	0067	70,000,000	51,719,517	---	18,280,483	

State Colleges and Universities

Gaming Proceeds for Education Fund (0285)							
LAND ACQ VAR IMPRVMTS	16.022	0799	67,316	23,881	43,435	---	
DES RENO PAGE HALL	16.030	0801	63,536	63,536	---	---	
Lottery Proceeds Fund (0291)							
RENOVATE WOOD BLDG	16.020	0362	1,974,966	481,528	1,493,438	---	
RENOV CLSRMS 6 FACS	16.040	0363	249,126	249,030	96	---	
TUNNEL REP ASSOC ITEMS	16.066	0365	5,074,200	331,328	4,742,872	---	
RENO LAB AN CHEM STOR	16.080	0367	634,658	295,304	339,354	---	
CONST BUTLER CARLTON	16.082	0369	4,866,514	3,578,731	1,287,783	---	
CONST CLRM BLDG WPLAINS	16.058	0826	145,401	145,401	---	---	

**STATE OF MISSOURI
SUMMARY OF APPROPRIATION ACTIVITY
SPECIAL REVENUE FUNDS
FOR THE APPROPRIATION YEAR 2002**

	H.B. No.	Appr. No.	Appropriations	Expenditures and Transfers Out	Biennial Rollovers and Reappropriations to 2003	Lapse of Appropriations
DES CONST VIS PERF ARTS	16.054	0954	2,752,902	---	2,752,902	---
CENTRAL MO STATE UNIV	03.160	1539	5,844,752	5,669,409	---	175,343
SOUTHEAST MO STATE UNIV	03.165	1540	5,167,374	5,012,353	---	155,021
SOUTHWEST MO STATE UNIV	03.170	1545	9,560,091	9,273,288	---	286,803
TRUMAN STATE UNIVERSITY	03.180	1546	4,261,978	4,134,119	---	127,859
NORTHWEST MO STATE UNIV	03.185	1547	3,041,213	2,949,977	---	91,236
MISSOURI SOUTHERN COLLEGE	03.190	1549	2,170,634	2,105,515	---	65,119
MISSOURI WESTERN COLLEGE	03.195	1550	2,168,608	2,103,550	---	65,058
HARRIS STOWE STATE COLL	03.200	1551	823,005	798,315	---	24,690
UNIV OF MISSOURI CAMPUSES	03.205	1552	38,208,043	37,061,802	---	1,146,241
LINCOLN UNIVERSITY	03.175	1554	1,935,218	1,877,161	---	58,057
IMPRV LIB FURNS LAB STORG	16.024	2721	497	---	497	---
DES IMPRV OPHELIA PARISH	16.042	3725	5,383,767	4,385,597	998,170	---
EQPT PURCH WEST PLAINS	16.062	3841	7,219	7,219	---	---
State Seminary Money Fund (0623)						
SEMINARY FUND INV INCOME	03.255	0616	250,000	222,767	---	27,233
Healthy Families Trust Fund-Health Care Treatment and Access Account Fund (0640)						
UMC TELEMEDICINE	14.005	4067	3,400,000	149,079	3,250,921	---
<u>DEPARTMENT OF HEALTH</u>						
Missouri Public Health Services Fund (0298)						
HEALTH LEASING	13.095	3178	4,724	2,362	2,362	---
Health Document Services Fund (0646)						
DIVISION OF ADMIN E&E	10.655	7697	225,000	95,767	---	129,233
Health - Donated Fund (0658)						
HEALTH LEASING	13.095	2375	4,720	2,360	2,360	---
DOH DONATED FUNDS E&E	10.655	4632	1,800,000	10,540	---	1,789,460
DIVISION OF ADMIN E&E	10.655	9896	1,496,604	596,126	---	900,478
Early Childhood Development, Education and Care Fund (0859)						
HEALTH LEASING	13.095	2372	23,600	11,800	11,800	---

Center for Health Information Management and Evaluation

Missouri Public Health Services Fund (0298)							
CTR FOR HLT INFO&EVAL E&E	10.605	3923	50,000	50,000	---	---	
Workers' Compensation Fund (0652)							
CTR FOR HLT INFO&EVAL PS	10.605	3926	112,942	108,781	---	4,161	
CTR FOR HLT INFO&EVAL E&E	10.605	3927	18,000	18,000	---	---	

Center for Local Public Health Services

Health - Donated Fund (0658)						
LOCAL PUBLIC HLT SVS PS	10.615	1921	89,914	81,409	---	8,505
LOCAL PUBLIC HLT SVS E&E	10.615	1923	162,097	77,264	---	84,833

Center for Community Development and Health

Health Access Incentive Fund (0276)						
COMM DEV & HLTH CARE PS	10.625	1893	82,264	59,155	---	23,109
PRIMO PROGRAM	10.635	3931	4,054,000	3,924,027	---	129,973
Professional and Practical Nursing Student Loan and Nurse Loan Repayment Fund (0565)						
COMM DEV & HLTH CARE PS	10.625	1894	62,756	61,525	---	1,231
COMM DEV & HLTH CARE E&E	10.625	1895	22,500	7,861	---	14,639
NURSE LOAN PROGRAM	10.645	3937	450,000	369,393	---	80,607
Health Professional Student Loan and Loan Repayment Program Fund (0598)						
MEDICAL LOAN PROGRAM	10.640	3935	50,000	50,000	---	---
Healthy Families Trust Fund-Health Care Treatment and Access Account Fund (0640)						
DOH HEALTHY COMS PS	14.005	4015	65,508	---	---	65,508
DOH HEALTHY COMS E&E	14.005	4018	48,566	---	---	48,566
DOH COMMUNITY WORKFORCE	14.005	4019	243,700	---	---	243,700
DOH CHILDHOOD LEAD SCREEN	14.005	5162	1,340,350	206,525	---	1,133,825
DOH HEALTHY COMS PROGRAM	14.005	3989	1,713,676	---	---	1,713,676
Health - Donated Fund (0658)						
PRIMO PROGRAM	10.635	3932	850,000	519,840	---	330,160
DOH COMMUNITY WORKFORCE	14.005	4626	1,000,000	---	---	1,000,000
DOH DONATED FUNDS PS	10.655	4631	200,000	14,220	---	185,780

Administration

Health Access Incentive Fund (0276)						
DIVISION OF ADMIN E&E	10.655	0217	7,000	---	---	7,000
Missouri Public Health Services Fund (0298)						
PUBLIC HEALTH LAB PS	10.675	0222	725,099	236,347	---	488,752
PUBLIC HEALTH LAB E&E	10.675	0223	1,483,300	814,148	---	669,152
DIVISION OF ADMIN PS	10.655	1799	115,880	115,715	---	165
DIVISION OF ADMIN E&E	10.655	1800	419,280	20,069	---	399,211

**STATE OF MISSOURI
SUMMARY OF APPROPRIATION ACTIVITY
SPECIAL REVENUE FUNDS
FOR THE APPROPRIATION YEAR 2002**

	<u>H.B. No.</u>	<u>Appr. No.</u>	<u>Appropriations</u>	<u>Expenditures and Transfers Out</u>	<u>Biennial Rollovers and Reappropriations to 2003</u>	<u>Lapse of Appropriations</u>
Healthy Families Trust Fund-Health Care Treatment and Access Account Fund (0640)						
DOH STATE HEALTH LAB	14.005	5167	25,000,000	---	---	25,000,000
Workers' Compensation Fund (0652)						
DIVISION OF ADMIN E&E	10.655	0218	8,000	---	---	8,000
<u>Environmental Health and Communicable Disease Prevention</u>						
Missouri Public Health Services Fund (0298)						
ENVIRONMENTAL HLT SVC PS	10.690	1808	80,358	79,643	---	715
ENVIRONMENTAL HLT SVC E&E	10.690	1809	235,050	43,286	---	191,764
Hazardous Waste Remedial Fund (0690)						
ENVIRONMENTAL HLT SVC PS	10.690	7704	169,422	129,735	---	39,687
ENVIRONMENTAL HLT SVC E&E	10.690	7705	70,532	30,015	---	40,517
<u>Maternal Child and Family Health</u>						
Health Initiatives Fund (0275)						
MATERNAL CHILD FAMILY PS	10.695	3966	39,818	38,604	---	1,214
SCHOOL HEALTH GRANTS	10.720	3974	5,366,564	5,096,662	---	269,902
Healthy Families Trust Fund-Early Childhood Care and Education Account Fund (0641)						
DOH HOME VISITATION	14.010	4496	852,950	---	---	852,950
Blindness Education, Screening and Treatment Program Fund (0892)						
BLINDNESS TREATMENT PRGM	10.737	3017	126,667	25,711	---	100,956
Crippled Children Fund (0950)						
CHILD W/SPECIAL NEEDS	10.725	7726	275,000	192,373	---	82,627
<u>Health Standard and License</u>						
Health Access Incentive Fund (0276)						
STANDARDS & LICENSURE PS	10.760	3978	62,258	56,144	---	6,114
STANDARDS & LICENSURE E&E	10.760	3979	13,650	5,161	---	8,489
Mammography Fund (0293)						
STANDARDS & LICENSURE E&E	10.760	0276	18,200	8,638	---	9,562
STANDARDS & LICENSURE PS	10.760	0272	51,907	21,968	---	29,939
Missouri Public Health Services Fund (0298)						
HLTH & SAFETY INSPECT E&E	10.760	2128	49,469	4,371	---	45,098
HLTH & SAFETY INSPECT PS	10.760	3983	57,904	7,520	---	50,384

Healthy Families Trust Fund-Early Childhood Care and Education Account Fund (0641)							
DOH GRANTS 1X	14.010	4551	487,400	---	---		487,400
Health - Donated Fund (0658)							
DIET PILL EDUCATION	10.760	2813	130,000	---	---		130,000
Early Childhood Development, Education and Care Fund (0859)							
CHILD FACLTY INSPECT PS	10.760	2360	179,046	176,640	---		2,406
CHILD FACLTY INSPECT E&E	10.760	2361	81,840	38,420	---		43,420
CHILD CARE IMPROVE PRGM	10.765	3196	728,740	540,170	---		188,570

Chronic Disease Prevention and Health

Program

Healthy Families Trust Fund-Tobacco Prevention, Education and Cessation Account Fund (0643)							
DOH TOBACCO PREV E&E	14.020	4588	1,714,619	419,869	---		1,294,750
DOH TOBACCO PREV PSD	14.020	4597	17,310,989	---	---		17,310,989
DOH TOBACCO PREV PS	14.020	4612	514,392	116,371	---		398,021
CHILD/WOMEN/MINORTY PILOT	14.020	5021	2,636,700	---	---		2,636,700
Organ Donor Program Fund (0824)							
ORGAN DONOR PRGM PS	10.770	0667	70,670	61,845	---		8,825
ORGAN DONOR PRGM E&E	10.770	2562	300,999	165,524	---		135,475

Senior Pharmacy Commission

Missouri Senior Rx Fund (0734)							
MO SENIOR RX PROGRAM PS	15.165	5536	319,328	164,725	---		154,603
MO SENIOR RX PROGRAM E&E	15.165	5537	211,909	186,356	25,552		1
MO SENIOR RX PROGRAM	15.165	5753	1,703,384	102,050	1,601,333		1
3RD PARTY ADMIN E&E	15.165	5849	750,000	---	750,000		---

DEPARTMENT OF TRANSPORTATION

State Highways and Transportation Department Fund (0644)							
FRINGES SERVICEOPS PS	04.220	0098	5,278,558	5,046,525	---		232,033
FRINGES SERVICEOPS E&E	04.220	0099	567,708	458,043	---		109,665
FRINGES MULTIMODAL PS	04.230	0109	50,982	41,524	---		9,458
FRINGES MULTIMODAL E&E	04.230	0114	1,771	---	---		1,771
SERVICE OPERATIONS PS	04.220	0117	17,532,221	15,579,564	---		1,952,657
MULTIMODAL OPS ADMIN PS	04.230	0122	162,996	143,723	---		19,273
MAINTENANCE PS	04.215	0765	121,934,646	113,861,952	---		8,072,694
FRINGES MAINTENANCE PS	04.215	4393	40,873,717	38,917,669	---		1,956,048
FRINGES MAINTENANCE E&E	04.215	4394	4,402,904	3,607,051	---		795,853
FRINGES CONSTRUCTION PS	04.205	4395	25,394,177	24,756,860	---		637,317
FRINGES CONSTRUCTION E&E	04.205	4396	2,596,434	2,152,410	---		444,024

**STATE OF MISSOURI
SUMMARY OF APPROPRIATION ACTIVITY
SPECIAL REVENUE FUNDS
FOR THE APPROPRIATION YEAR 2002**

	H.B. No.	Appr. No.	Appropriations	Expenditures and Transfers Out	Biennial Rollovers and Reappropriations to 2003	Lapse of Appropriations
CONSTRUCTION PS	04.205	4401	82,773,807	79,931,589	---	2,842,218
FRINGES ADMIN PS	04.200	4413	11,780,548	7,546,329	---	4,234,219
FRINGES ADMIN E&E	04.200	4414	5,953,391	5,901,100	---	52,291
ADMINISTRATION PS	04.200	6337	27,040,265	24,802,423	---	2,237,842
ADMINISTRATION E&E	04.200	6338	10,802,708	6,878,320	---	3,924,388
State Transportation Fund (0675)						
FRINGES MULTIMODAL PS	04.230	0115	12,582	10,986	---	1,596
FRINGES MULTIMODAL E&E	04.230	0116	249	---	---	249
SUPPORT TO MULTIMODAL DIV	04.235	0436	32,420	29,464	---	2,956
MO AMTRAK STATIONS	04.295	1046	25,000	8,616	---	16,384
TRANSIT FUNDS FOR STATE	04.250	2754	8,367,977	8,116,938	---	251,039
STATE MATCH FOR AMTRAK	04.290	4267	1,500,000	1,498,000	---	2,000
MULTIMODAL OPS ADMIN PS	04.230	9939	45,187	36,108	---	9,079
State Transportation Assistance Revolving Fund (0841)						
MULTIMODAL REVOLVING LOAN	04.240	4404	1,350,000	273,372	---	1,076,628
Aviation Trust Fund (0952)						
AIRPORT CI & MAINT	04.305	1045	9,600,000	7,198,269	---	2,401,731
MULTIMODAL OPS ADMIN PS	04.230	4660	326,960	301,307	---	25,653
MULTIMODAL OPS ADMIN E&E	04.230	4661	16,150	15,586	---	564
FRINGES MULTIMODAL PS	04.230	4662	96,420	93,572	---	2,848
SUPPORT TO MULTIMODAL DIV	04.235	4857	12,701	12,701	---	---
<u>DEPARTMENT OF LABOR AND INDUSTRIAL RELATIONS</u>						
Workers' Compensation Fund (0652)						
STATEWIDE UNPROGRAM REQ	16.100	0282	100,000	8,750	91,250	---
STATEWIDE MTN REPAIR	16.106	0292	200,000	77,833	122,167	---
DOLIR LEASING	13.055	3236	848,468	359,587	488,881	---
DES SECUR IMPRV ST FACS	16.116	3800	815,800	---	815,800	---
DC STATEWIDE UNPROGRAMMED	18.035	4683	100,000	21,832	78,168	---
DC STATEWIDE M&R	18.050	4691	200,000	---	200,000	---

Crime Victims' Compensation Fund (0681)							
DOLIR LEASING	13.055	2684	82,832	24,071	58,761	---	---
Special Employment Security Fund (0949)							
C.O. COMPUTER BATTERIES	18.120	4724	96,865	64,222	32,643	---	---
C.O. COOLING TOWER	18.120	4725	239,047	140,824	98,223	---	---
<u>Director and Staff</u>							
Workers' Compensation Fund (0652)							
DIRECTOR AND STAFF E&E	07.800	2663	4,864	1,647	---	---	3,217
LIFE INSURANCE COSTS	07.800	2669	795	187	---	---	608
DIRECTOR AND STAFF PS	07.800	5832	23,184	---	---	---	23,184
Crime Victims' Compensation Fund (0681)							
LIFE INSURANCE COSTS	07.800	2672	75	3	---	---	72
Special Employment Security Fund (0949)							
SPECIAL EMP SECURITY E&E	17.188	3226	1,566,217	1,039,803	526,414	---	---
<u>Division of Labor Standards</u>							
Child Labor Enforcement Fund (0826)							
ADMINISTRATION/LS E&E	07.815	2665	200,000	51,491	---	---	148,509
<u>Division of Worker's Compensation</u>							
Workers' Compensation Fund (0652)							
ADMIN WORK COMP PS	07.835	0690	8,181,202	7,682,443	---	---	498,759
ADMIN WORK COMP E&E	07.835	0693	1,674,284	1,660,498	---	---	13,786
Workers' Compensation - Second Injury Fund (0653)							
SECOND INJURY FUND	07.840	4636	45,600,000	45,265,662	---	---	334,338
Crime Victims' Compensation Fund (0681)							
CRIME VICTIMS ADMIN PS	07.845	1565	262,909	219,723	---	---	43,186
CRIME VICTIMS ADMIN E&E	07.845	2145	101,558	84,208	---	---	17,350
ADMIN WORK COMP PS	07.835	4635	21,600	3,283	---	---	18,317
CRIME VICTIMS COMP FUND	07.850	4638	5,394,999	4,963,323	---	---	431,676
<u>Division of Employment Security</u>							
Special Employment Security Fund (0949)							
SPECIAL EMP SECURITY E&E	07.870	2945	1,280,000	698,734	---	---	581,266
STL EMPLOYMENT OFC HVAC	16.180	4639	2,762,846	2,426,486	336,360	---	---
SPFD JOB SVC FNDTN LEAK	18.115	4723	128,990	6,455	122,535	---	---
SPECIAL EMP SECURITY PS	07.870	5414	100,569	---	---	---	100,569
<u>Governor's Council on Disability</u>							
Deaf Relay Service and Equipment Distribution Program Fund (0559)							
COUNCIL ON DISABILITY PS	07.880	3015	117,503	115,470	---	---	2,033
COUNCIL ON DISABILITY E&E	07.880	3016	2,537,511	1,061,463	---	---	1,476,048

**STATE OF MISSOURI
SUMMARY OF APPROPRIATION ACTIVITY
SPECIAL REVENUE FUNDS
FOR THE APPROPRIATION YEAR 2002**

	H.B. No.	Appr. No.	Appropriations	Expenditures and Transfers Out	Biennial Rollovers and Reappropriations to 2003	Lapse of Appropriations
Assistive Technology Loan Revolving Fund (0889) ASSISTIVE TECH LOAN PRGM	07.880 & 15.075	2863	1,000,000	28,954	---	971,046
<u>Labor and Industrial Relations Commission</u>						
Workers' Compensation Fund (0652) INDUSTRIAL COMMISSION PS	07.810	3096	505,679	478,356	---	27,323
INDUSTRIAL COMMISSION E&E	07.810	4526	93,331	81,125	---	12,206
Crime Victims' Compensation Fund (0681) INDUSTRIAL COMMISSION PS	07.810	3098	1,586	1,579	---	7
INDUSTRIAL COMMISSION E&E	07.810	3099	280	280	---	---
<u>DEPARTMENT OF MENTAL HEALTH</u>						
Healthy Families Trust Fund-Health Care Treatment and Access Account Fund (0640) DMH SAFETY NET	14.005	4086	5,091,900	2,329,837	---	2,762,063
ADA Compliance Fund (0715) ADA MODS STATE FACILITIES	16.110	3795	183,721	183,254	467	---
Mental Health Trust Fund (0926) MENTAL HLT TRUST FUND PS	10.020	4136	736,165	97,322	---	638,843
MENTAL HLT TRUST FUND E&E	10.020	4137	1,283,486	621,819	---	661,667
<u>Division of Alcohol and Drug Abuse</u>						
Compulsive Gamblers Fund (0249) COMPULSIVE GAMBLING TRTMT	10.120	0313	412,798	155,310	---	257,488
COMPULSIVE GAMBLING PS	10.120	2451	34,704	34,672	---	32
COMPULSIVE GAMBLING E&E	10.120	2452	5,194	924	---	4,270
Health Initiatives Fund (0275) ADA ADMIN PS	10.105	1839	204,373	204,223	---	150
ADA ADMIN E&E	10.105	1840	51,204	40,088	---	11,116
SATOP	10.125	3900	1,365,680	1,365,680	---	---
ADA TREATMENT SERVICES	10.115	4151	4,558,388	4,558,388	---	---
Mental Health Earnings Fund (0288) SATOP	10.125	3901	1,927,883	1,837,347	---	90,536
ADA ADMIN PS	10.105	4140	88,521	81,936	---	6,585
ADA ADMIN E&E	10.105	4141	52,372	33,682	---	18,690

Division of Comprehensive Psychiatric Services

Health Initiatives Fund (0275)							
ADULT COMMUNITY PROGRAM	10.210	0567	70,624	32,157	---	38,467	
YOUTH COMMUNITY PROGRAM	10.235	0613	598,888	114,867	---	484,021	
Mental Health Trust Fund (0926)							
CONST AUTOMOT TECH BLDG	16.308	0996	221,484	214,299	7,185	---	
NW MO PSY REHAB CTR PS	10.340	2768	360,756	---	---	360,756	
NWMO PSY CTR PS/E&E FLEX	10.340	5109	40,084	---	---	40,084	

Division of Mental Retardation - Developmental Disabilities

Family Support Loan Program Fund (0278)							
FAMILY SUPP&LOAN PROGRAM	10.420	1934	291,305	62,654	---	228,651	
Mental Health Trust Fund (0926)							
SB 40 BOARD TAX	10.415	1927	6,852,732	6,608,633	---	244,099	

DEPARTMENT OF NATURAL RESOURCES

Missouri Air Emission Reduction Fund (0267)							
REFUND ACCOUNTS	06.445	1591	331	---	---	331	
AGENCY WIDE OPERATIONS	17.060	5564	1,385	---	1,385	---	
Natural Resources Protection - Water Pollution Permit Fee Subaccount Fund (0568)							
LEASE AND/OR STATE OWNED	13.017	2624	6,077	3,481	2,596	---	
AGENCY WIDE OPERATIONS	17.060	2690	496	---	496	---	
REFUND ACCOUNTS	06.445	2739	24,925	9,021	---	15,904	
DNR LEASING	17.228	3337	47,702	---	47,702	---	
DNR LEASING	13.045	4308	288,921	144,934	143,987	---	
Solid Waste Management - Scrap Tire Subaccount Fund (0569)							
LEASE AND/OR STATE OWNED	13.017	2625	9,192	3,355	5,837	---	
AGENCY WIDE OPERATIONS	17.060	2692	98	---	98	---	
DNR LEASING	17.228	3338	6,365	---	6,365	---	
REFUND ACCOUNTS	06.445	3536	165	100	---	65	
DNR LEASING	13.045	4309	39,920	18,239	21,681	---	
Solid Waste Management Fund (0570)							
LEASE AND/OR STATE OWNED	13.017	2626	77,984	43,401	34,583	---	
AGENCY WIDE OPERATIONS	17.060	2693	195	---	195	---	
DNR LEASING	17.228	3343	9,752	---	9,752	---	
REFUND ACCOUNTS	06.445	3537	165	---	---	165	
DNR LEASING	13.045	4310	58,030	27,067	30,963	---	
Metallic Minerals Waste Management Fund (0575)							
LEASE AND/OR STATE OWNED	13.017	2632	7,401	3,919	3,482	---	
REFUND ACCOUNTS	06.445	3538	165	---	---	165	

**STATE OF MISSOURI
SUMMARY OF APPROPRIATION ACTIVITY
SPECIAL REVENUE FUNDS
FOR THE APPROPRIATION YEAR 2002**

	H.B. No.	Appr. No.	Appropriations	Expenditures and Transfers Out	Biennial Rollovers and Reappropriations to 2003	Lapse of Appropriations
Natural Resources Protection - Air Pollution						
Asbestos Fee Subaccount Fund (0584)						
LEASE AND/OR STATE OWNED	13.017	2634	663	308	355	---
REFUND ACCOUNTS	06.445	2740	9,930	4,599	---	5,331
AGENCY WIDE OPERATIONS	06.210	3076	96,622	96,622	---	---
Underground Storage Tank Regulation Program Fund (0586)						
LEASE AND/OR STATE OWNED	13.017	2636	14,053	8,366	5,687	---
AGENCY WIDE OPERATIONS	17.060	2696	200	---	200	---
REFUND ACCOUNTS	06.445	2742	14,965	8,590	---	6,375
DNR LEASING	17.228	3353	2,582	---	2,582	---
DNR LEASING	13.045	4314	9,393	200	9,193	---
Natural Resources Protection - Air Pollution Permit Fee Subaccount Fund (0594)						
LEASE AND/OR STATE OWNED	13.017	2638	13,121	7,184	5,937	---
AGENCY WIDE OPERATIONS	17.060	2710	489	---	489	---
REFUND ACCOUNTS	06.445	2743	77,664	36,111	---	41,553
DNR LEASING	17.228	3355	30,843	---	30,843	---
DNR LEASING	13.045	4315	172,466	83,345	89,121	---
Water and Wastewater Loan Revolving Fund (0602)						
REFUND ACCOUNTS	06.445	3539	61,444	---	---	61,444
Parks Sales Tax Fund (0613)						
LEASE AND/OR STATE OWNED	13.017	2640	17,737	9,176	8,561	---
REFUND ACCOUNTS	06.445	3374	165	---	---	165
DNR LEASING	13.045	4316	503,086	252,194	250,892	---
Soil and Water Sales Tax Fund (0614)						
LEASE AND/OR STATE OWNED	13.017	2641	118,742	59,461	59,281	---
AGENCY WIDE OPERATIONS	06.210	3077	8,837	8,837	---	---
DNR LEASING	17.228	3356	3,674	---	3,674	---
REFUND ACCOUNTS	06.445	3540	329	---	---	329
DNR LEASING	13.045	4317	20,927	15,204	5,723	---
State Highways and Transportation Department Fund (0644)						
AGENCY WIDE OPERATIONS PS	06.210	0672	67,219	25,189	---	42,030
AGENCY WIDE OPERATION E&E	06.210	0687	13,778	1,417	---	12,361

Water and Wastewater Loan Fund (0649)							
LEASE AND/OR STATE OWNED	13.017	2642	1,793	839	954	---	
AGENCY WIDE OPERATIONS	17.060	2713	1,250	---	1,250	---	
DNR LEASING	17.228	3357	4,306	---	4,306	---	
REFUND ACCOUNTS	06.445	3541	165	---	---	---	165
STATE AUDITOR BILLING	06.210	4118	10,000	10,000	---	---	---
DNR LEASING	13.045	4318	19,354	9,902	9,452	---	---
Groundwater Protection Fund (0660)							
REFUND ACCOUNTS	06.445	2744	513	320	---	---	193
Energy Set-Aside Program Fund (0667)							
LEASE AND/OR STATE OWNED	13.017	2643	1,881	1,399	482	---	---
DNR LEASING	13.045	4319	64,516	32,258	32,258	---	---
State Land Survey Program Fund (0668)							
REFUND ACCOUNTS	06.445	3542	165	---	---	---	165
Petroleum Violation Escrow Fund (0669)							
LEASE AND/OR STATE OWNED	13.017	2644	1,393	---	1,393	---	---
REFUND ACCOUNTS	06.445	3543	165	---	---	---	165
Hazardous Waste Fund (0676)							
LEASE AND/OR STATE OWNED	13.017	2645	69,274	24,327	44,947	---	---
AGENCY WIDE OPERATIONS	17.060	2715	100	---	100	---	---
REFUND ACCOUNTS	06.445	2746	8,275	944	---	---	7,331
DNR LEASING	13.045	4321	21,726	17,913	3,813	---	---
Safe Drinking Water Fund (0679)							
LEASE AND/OR STATE OWNED	13.017	2647	2,654	1,388	1,266	---	---
AGENCY WIDE OPERATIONS	17.060	2716	3,500	---	3,500	---	---
REFUND ACCOUNTS	06.445	2745	3,748	---	---	---	3,748
DNR LEASING	17.228	3358	10,746	---	10,746	---	---
DNR LEASING	13.045	4322	135,253	66,595	68,658	---	---
Coal Mine Land Reclamation Fund (0684)							
LEASE AND/OR STATE OWNED	13.017	2648	4,099	1,999	2,100	---	---
REFUND ACCOUNTS	06.445	3544	165	---	---	---	165
Hazardous Waste Remedial Fund (0690)							
LEASE AND/OR STATE OWNED	13.017	2652	61,284	33,776	27,508	---	---
AGENCY WIDE OPERATIONS	17.060	2718	200	---	200	---	---
REFUND ACCOUNTS	06.445	2747	12,430	---	---	---	12,430
DNR LEASING	17.228	3364	7,336	---	7,336	---	---
DNR LEASING	13.045	4324	18,054	387	17,667	---	---
Missouri Air Pollution Control Fund (0691)							
LEASE AND/OR STATE OWNED	13.017	2653	400	---	400	---	---
DNR LEASING	17.228	3371	36,575	---	36,575	---	---
DNR LEASING	13.045	4325	110,294	6,533	103,761	---	---
Recruitment and Retention Scholarship Fund (0832)							
MINORITY SCHOLARSHIPS	06.455	3495	50,000	---	---	---	50,000

**STATE OF MISSOURI
SUMMARY OF APPROPRIATION ACTIVITY
SPECIAL REVENUE FUNDS
FOR THE APPROPRIATION YEAR 2002**

	<u>H.B. No.</u>	<u>Appr. No.</u>	<u>Appropriations</u>	<u>Expenditures and Transfers Out</u>	<u>Biennial Rollovers and Reappropriations to 2003</u>	<u>Lapse of Appropriations</u>
Missouri Alternative Fuel Vehicle Loan Fund (0886)						
REFUND ACCOUNTS	06.445	3130	50	---	---	50
Petroleum Violation Escrow Interest Subaccount Fund (0890)						
LEASE AND/OR STATE OWNED	13.017	1607	1,136	---	1,136	---
DNR LEASING	13.045	1608	52,419	26,209	26,210	---
REFUND ACCOUNTS	06.445	3131	200	---	---	200
Dry-Cleaning Environmental Response Trust Fund (0898)						
REFUND ACCOUNTS	06.445	3129	200	---	---	200
Mined Land Reclamation Fund (0906)						
LEASE AND/OR STATE OWNED	13.017	2676	27,065	16,743	10,322	---
REFUND ACCOUNTS	06.445	2748	9,930	6,140	---	3,790
Babler State Park Fund (0911)						
REFUND ACCOUNTS	06.445	3375	417	200	---	217
<u>Division of Administrative Support</u>						
Solid Waste Management Fund (0570)						
CONTRACT AUDITS	06.205	3474	50,000	---	---	50,000
Parks Sales Tax Fund (0613)						
DIV OF ADMIN SUPPORT E&E	06.205	4073	54,400	54,400	---	---
Soil and Water Sales Tax Fund (0614)						
CONTRACT AUDITS	06.205	3472	200,000	15,310	---	184,690
<u>Energy Center</u>						
Utilicare Stabilization Fund (0134)						
ENERGY EFFICIENT SERVICES	06.225	4218	844,000	844,000	---	---
Energy Set-Aside Program Fund (0667)						
ENERGY EFFICIENT SERVICES	06.225	2469	5,500,000	3,977,335	---	1,522,665
ENERGY PRGM OPERATING PS	06.220	2702	486,441	246,669	---	239,772
ENERGY PRGM OPERATING E&E	06.220	2703	74,495	42,870	---	31,625
Petroleum Violation Escrow Fund (0669)						
ENERGY EFFICIENT SERVICES	06.225	1452	430,000	280,013	---	149,987
Missouri Alternative Fuel Vehicle Loan Fund (0886)						
ENERGY EFFICIENT SERVICES	06.225	1965	300,000	---	---	300,000

Petroleum Violation Escrow Interest Subaccount
Fund (0890)

ENERGY PRGM OPERATING PS	06.220	2864	200,373	145,960	---	54,413
ENERGY PRGM OPERATING E&E	06.220	2865	66,728	28,876	---	37,852

Division of Environmental Quality

Missouri Air Emission Reduction Fund (0267)

ENHANCED INSPTC/MAINT PS	06.305	1938	713,417	589,077	---	124,340
ENHANCED INSPTC/MAINT E&E	06.305	1939	725,030	143,478	---	581,552
LEASE AND/OR STATE OWNED	13.017	5729	431	---	431	---
DNR LEASING	13.045	5730	90,620	60,973	29,647	---

Natural Resources Protection Fund (0555)

ENVIRONMENT QUALITY E&E	06.300	2096	45,672	24,065	---	21,607
ENVIRONMENTAL DAMAGES	06.430	2415	134,855	---	---	134,855

Natural Resources Protection - Water Pollution

Permit Fee Subaccount Fund (0568)

ENVIRONMENT QUALITY PS	06.300	0857	3,299,184	3,150,224	---	148,960
ENVIRONMENT QUALITY E&E	06.300	0858	712,152	657,448	---	54,704
PERMIT CONTRACTING	06.365	0893	340,000	160,793	---	179,207
WATER QUALITY STUDY GRANT	06.330	1359	50,000	50,000	---	---
ENVIRONMENTAL DAMAGES	06.430	4301	805,460	778,852	---	26,608

Solid Waste Management - Scrap Tire Subaccount
Fund (0569)

ENVIRONMENT QUALITY PS	06.300	1352	258,591	244,033	---	14,558
ENVIRONMENT QUALITY E&E	06.300	1353	93,602	59,103	---	34,499
SOLID WASTE LOANS&GRANTS	06.425	1419	1,637,000	---	1,637,000	---
SOLID WASTE LOANS&GRANTS	17.154	2577	1,613,259	1,071,546	541,713	---
SOLID WASTE LOANS&GRANTS	17.152	3298	1,637,000	---	1,637,000	---
IMPLMT SOLID WASTE MNGT	17.150	4299	825,716	825,716	---	---

Solid Waste Management Fund (0570)

ENVIRONMENT QUALITY PS	06.300	1354	1,130,535	1,098,814	---	31,721
ENVIRONMENT QUALITY E&E	06.300	1355	241,345	208,330	---	33,015
SOLID WASTE LOANS&GRANTS	06.425	1418	6,300,000	---	6,300,000	---
SOLID WASTE LOANS&GRANTS	17.154	2578	2,527,358	2,527,358	---	---
SOLID WASTE LOANS&GRANTS	17.152	3291	6,288,890	5,326,687	962,203	---
IMPLMT SOL WASTE MNGT	17.148	3493	377,918	377,918	---	---
IMPLMT SOLID WASTE MNGT	17.150	4297	1,423,416	1,423,416	---	---

Metallic Minerals Waste Management Fund (0575)

ENVIRONMENT QUALITY PS	06.300	0859	77,712	69,686	---	8,026
ENVIRONMENT QUALITY E&E	06.300	0860	14,368	11,870	---	2,498

Natural Resources Protection - Air Pollution

Asbestos Fee Subaccount Fund (0584)

ENVIRONMENT QUALITY PS	06.300	0861	152,152	147,822	---	4,330
ENVIRONMENT QUALITY E&E	06.300	0862	61,626	22,783	---	38,843
AIR POLL CONTROL GRANTS	06.370	9766	150,000	24,600	---	125,400

**STATE OF MISSOURI
SUMMARY OF APPROPRIATION ACTIVITY
SPECIAL REVENUE FUNDS
FOR THE APPROPRIATION YEAR 2002**

	H.B. No.	Appr. No.	Appropriations	Expenditures and Transfers Out	Biennial Rollovers and Reappropriations to 2003	Lapse of Appropriations
Underground Storage Tank Regulation Program Fund (0586)						
ENVIRONMENT QUALITY PS	06.300	0865	146,368	133,688	---	12,680
ENVIRONMENT QUALITY E&E	06.300	0866	58,163	13,836	---	44,327
Natural Resources Protection - Air Pollution Permit Fee Subaccount Fund (0594)						
ENVIRONMENT QUALITY PS	06.300	0867	3,908,682	3,721,195	---	187,487
PERMIT CONTRACTING	06.365	0894	265,000	205,288	---	59,712
AIR POLL CONTROL GRANTS	06.370	1364	1,952,000	1,911,474	---	40,526
ENVIRONMENT QUALITY E&E	06.300	2474	1,479,118	1,302,345	---	176,773
EMISSION INSP OPERATIONS	06.308	2804	75,000	---	---	75,000
Water and Wastewater Loan Revolving Fund (0602)						
LOANS WASTE20 TRT FACS	17.110	0699	6,052,569	2,045,373	4,007,196	---
WATER & WASTEWATER LOAN	06.345	1446	20,000,000	---	20,000,000	---
LOANS WASTE20 TRT FACS	17.112	2491	8,693,500	8,268,500	425,000	---
WATER & WASTEWATER LOAN	17.102	2555	20,000,000	---	20,000,000	---
WATER & WASTEWATER LOAN	17.104	3269	20,000,000	1,000,000	19,000,000	---
LOANS WASTE20 TRT FACS	17.114	3481	338,800	338,800	---	---
LOANS WASTE20 TRT FACS	17.116	4278	20,000,000	9,926,342	10,073,658	---
Soil and Water Sales Tax Fund (0614)						
ENVIRONMENT QUALITY PS	06.300	0869	1,880,493	1,750,680	---	129,813
ENVIRONMENT QUALITY E&E	06.300	1417	1,094,846	992,127	---	102,719
SPECIAL AREA LAND TREATMT	06.410	1420	6,896,200	---	6,896,200	---
SOIL & WATER RES GRANT	06.415	1423	160,000	47,397	112,602	1
COST SHARE GRANT	06.400	1425	20,000,000	14,776,486	5,223,514	---
LOAN INTEREST SHARE PRGM	06.405	1427	800,000	---	---	800,000
LOAN INTEREST SHARE PRGM	17.136	2564	759,235	364,597	394,638	---
SPECIAL AREA LAND TREATMT	17.144	2565	1,511,071	1,510,769	302	---
SOIL & WATER RES GRANT	17.166	2574	143,387	143,387	---	---
COST SHARE GRANT	17.142	3283	6,805,233	6,804,943	290	---
LOAN INTEREST SHARE PRGM	17.140	3286	800,000	---	800,000	---
SPECIAL AREA LAND TREATMT	17.146	3288	3,696,200	2,237,271	1,458,929	---
SOIL & WATER RES GRANTS	17.164	3289	160,000	---	160,000	---
S W CONS LOAN INT SHARE	17.138	4291	99,439	72,941	26,498	---
GRANTS TO SOIL DISTRICTS	06.395	7607	7,161,992	6,901,473	---	260,519

Water and Wastewater Loan Fund (0649)							
LOANS WASTE2O TRT FACS	17.110	0697	8,183,680	5,742,490	2,441,190	---	---
ENVIRONMENT QUALITY PS	06.300	0871	428,947	419,497	---	---	9,450
LOANS WASTE2O TRT FACS	17.106	1361	2,014,685	845,936	1,168,749	---	---
DRINKING WATER LOAN	06.350	1442	22,000,000	---	22,000,000	---	---
WATER & WASTEWATER LOAN	06.345	1450	40,000,000	---	40,000,000	---	---
LOANS WASTE2O TRT FACS	17.108	2104	12,366,184	3,572,577	8,793,607	---	---
DRINKING WATER SYS LOANS	17.120	2105	12,872,182	6,010,116	6,862,066	---	---
WATER & WASTEWATER LOAN	17.102	2554	39,888,790	8,090,797	31,797,993	---	---
DRINKING WATER LOAN	17.118	2557	22,000,000	---	22,000,000	---	---
WATER & WASTEWATER LOAN	17.104	3270	40,000,000	---	40,000,000	---	---
DRINKING WATER LOAN	17.124	3280	22,000,000	---	22,000,000	---	---
LOANS WASTE2O TRT FACS	17.114	3482	30,716,504	12,064,750	18,651,754	---	---
ENVIRONMENT QUALITY E&E	06.300	4227	255,746	115,542	---	---	140,204
LOANS WASTE2O TRT FACS	17.116	4279	39,585,199	10,231,162	29,354,037	---	---
DRINKING WATER SYS LOANS	17.122	4285	22,000,000	1,572,724	20,427,276	---	---
Hazardous Waste Fund (0676)							
ENVIRONMENT QUALITY PS	06.300	0873	1,727,307	1,512,840	---	---	214,467
ENVIRONMENT QUALITY E&E	06.300	2097	531,065	411,369	---	---	119,696
HAZARD MAT ANALYSIS	06.310	3080	30,105	---	---	---	30,105
ENVIRONMENT EMERG RESPON	06.315	3082	30,000	17,751	---	---	12,249
EMERGENCY RESPONSE LOAN	06.320	3083	150,000	---	---	---	150,000
Safe Drinking Water Fund (0679)							
ENVIRONMENT QUALITY PS	06.300	0877	1,465,355	1,396,373	---	---	68,982
PERMIT CONTRACTING	06.365	0896	70,000	49,675	---	---	20,325
ENVIRONMENT QUALITY E&E	06.300	2099	1,180,434	643,358	---	---	537,076
DRINKING WATER ANALYSIS	06.335	3382	296,444	117,665	---	---	178,779
Coal Mine Land Reclamation Fund (0684)							
ENVIRONMENT QUALITY PS	06.300	0879	51,866	51,423	---	---	443
ENVIRONMENT QUALITY E&E	06.300	3475	20,688	3,926	---	---	16,762
COAL MINED LAND FUND PROJ	06.380	7454	1,000,000	80,912	---	---	919,088
Hazardous Waste Remedial Fund (0690)							
ENVIRONMENT QUALITY PS	06.300	0875	812,550	739,635	---	---	72,915
ENVIRONMENT QUALITY E&E	06.300	2098	207,521	196,356	---	---	11,165
HAZARD MAT ANALYSIS	06.310	7602	30,105	---	---	---	30,105
SUPERFUND CLEANUP	06.420	8123	167,057	167,057	---	---	---
Missouri Air Pollution Control Fund (0691)							
ENVIRONMENT QUALITY PS	06.300	0880	26,810	8,201	---	---	18,609
ENVIRONMENT QUALITY E&E	06.300	0881	19,785	476	---	---	19,309
Concentrated Animal Feeding Operation Indemnity Fund (0834)							
WASTEWATER FACILITY GRANT	06.340	3480	100,000	---	---	---	100,000
Controlled Substances Cleanup Fund (0875)							
CLEANUP CONTROLLED SUBST	06.315	0578	125,000	---	---	---	125,000

**STATE OF MISSOURI
SUMMARY OF APPROPRIATION ACTIVITY
SPECIAL REVENUE FUNDS
FOR THE APPROPRIATION YEAR 2002**

	H.B. No.	Appr. No.	Appropriations	Expenditures and Transfers Out	Biennial Rollovers and Reappropriations to 2003	Lapse of Appropriations
Mined Land Reclamation Fund (0906)						
ENVIRONMENT QUALITY PS	06.300	0882	234,165	215,892	---	18,273
ENVIRONMENT QUALITY E&E	06.300	0883	110,672	71,535	---	39,137
LAND RECLMT BOND FORFEIT	06.375	7453	1,400,000	75,930	---	1,324,070
<u>Division of Geology and Land Survey</u>						
Water and Wastewater Loan Fund (0649)						
DGLS OPERATION PS	06.295	1959	35,422	13,444	---	21,978
DGLS OPERATION E&E	06.295	1960	13,727	945	---	12,782
Groundwater Protection Fund (0660)						
DGLS OPERATION PS	06.295	1956	351,595	320,248	---	31,347
DGLS OPERATION E&E	06.295	2411	108,000	90,581	---	17,419
State Land Survey Program Fund (0668)						
DGLS OPERATION PS	06.295	1961	853,320	798,552	---	54,768
DGLS OPERATION E&E	06.295	2414	180,000	120,511	---	59,489
LAND SURVEY RESTOR PROJ	06.297	2759	140,000	137,860	---	2,140
Hazardous Waste Remedial Fund (0690)						
DGLS OPERATION PS	06.295	1957	126,211	120,663	---	5,548
DGLS OPERATION E&E	06.295	1958	35,500	31,325	---	4,175
Oil and Gas Remedial Fund (0699)						
OIL & GAS REMEDIAL FUND	06.296	7767	23,000	---	---	23,000
ADA Compliance Fund (0715)						
ADA MODS STATE FACILITIES	16.110	3795	38,516	4,305	34,211	---
<u>Division of State Parks</u>						
Parks Sales Tax Fund (0613)						
UNPROGRAMMED REQUIREMENT	16.148	0305	341,216	73,451	267,765	---
PAVEMENT MAINTENANCE SYS	16.152	0309	375,386	73,772	301,614	---
REPAIRS REPLCMTS STWIDE	16.156	0312	581,924	565,418	16,506	---
CONST RENOVTN STATEWIDE	16.158	0381	7,393,486	1,983,627	5,409,859	---
RES COVERD BRIDGE ISTE A	16.160	0385	50,428	1,617	48,811	---
LAND PUR W-IN ADJ SP HIST	16.164	0394	189,016	169,017	19,999	---
UPG RENO H2O WASTE H2O SYS	16.166	0396	763,883	281,449	482,434	---
STATE PARKS OPERATION E&E	06.235	0664	6,959,625	5,500,867	---	1,458,758
IMPRV PARKS HIST SITES	16.136	1068	249,077	58,595	190,482	---
LEVY DISTRICT PAYMENTS	06.235	1942	6,561	5,936	---	625
STATE PARKS OPERATION PS	06.235	2082	18,062,787	17,670,620	---	392,167
PAYMENT IN LIEU OF TAXES	06.245	2470	40,000	6,928	---	33,072

OVERLOOK AREA TAUM SAUK	16.168	2904	75,000	38,496	36,504	---
INTERMODAL STEA MATCH	16.134	3521	77,585	---	77,585	---
IMPRV PARKS HIST SITES	16.138	3523	1,402,129	42,800	1,359,329	---
IMPRV HIST SITES PARKS	16.140	3525	705,339	189,013	516,326	---
IMPR NATHAN BOONE HOME	16.142	4327	340,415	133,141	207,274	---
STATE PARKS PS/E&E FLEX	06.235	4634	296,000	---	---	296,000
PARKS CATASTROPHIC EVENT	18.070	4708	2,000,000	376,796	1,623,204	---
PARKS STATEWIDE RENOVATE	18.075	4709	3,700,000	465,826	3,234,174	---
BABLER RENOVATE STABLES	18.095	4712	466,750	42,514	424,236	---
BOLLINGER MILL ROOF	18.095	4713	44,761	3,295	41,466	---
ST FRANCOIS SHOWERHOUSE	18.095	4715	154,319	3,980	150,339	---
WASHINGTON SHOWERHOUSE	18.095	4716	154,319	---	154,319	---
WATKINS MILL SHOWERHOUSE	18.095	4717	148,226	---	148,226	---
LEWIS & CLARK BICENTEN	19.025	4884	50,000	966	49,034	---
BRUCE R WATKINS CENTER	06.240	9727	100,000	100,000	---	---
Meramec-Onondaga State Parks Fund (0698)						
EQUIPMENT PURCHASE	06.255	0671	5,000	1,999	---	3,001
STATE PARKS OPERATION PS	06.235	2084	10,893	10,287	---	606
STATE PARKS OPERATION E&E	06.235	2085	600	---	---	600
Babler State Park Fund (0911)						
STATE PARKS OPERATION PS	06.235	2086	212,177	127,770	---	84,407
STATE PARKS OPERATION E&E	06.235	2087	106,579	91,546	---	15,033

DEPARTMENT OF PUBLIC SAFETY

State Highways and Transportation Department
Fund (0644)

MANAGED BY FM	13.015	1065	4,316	1,812	2,504	---
---------------	--------	------	-------	-------	-------	-----

Office of the Director

Missouri Crime Prevention Information and
Programming Fund (0253)

DIRECTOR ADMIN E&E	08.005	2328	50,000	2,269	---	47,731
--------------------	--------	------	--------	-------	-----	--------

Peace Officer Standards and Training
Commission Fund (0281)

POST TRAINING	08.095	1645	1,500,000	1,277,768	---	222,232
---------------	--------	------	-----------	-----------	-----	---------

Firing Range Fee Fund (0554)

DIRECTOR ADMIN E&E	08.005	0097	1,500	---	---	1,500
--------------------	--------	------	-------	-----	-----	-------

State Forensic Laboratory Fund (0591)

STATE FORENSIC LABS	08.085	8770	266,000	166,942	---	99,058
---------------------	--------	------	---------	---------	-----	--------

Services to Victims Fund (0592)

STATE SERVICES TO VICTIMS	08.055	8866	3,700,000	3,168,901	---	531,099
---------------------------	--------	------	-----------	-----------	-----	---------

**STATE OF MISSOURI
SUMMARY OF APPROPRIATION ACTIVITY
SPECIAL REVENUE FUNDS
FOR THE APPROPRIATION YEAR 2002**

	H.B. No.	Appr. No.	Appropriations	Expenditures and Transfers Out	Biennial Rollovers and Reappropriations to 2003	Lapse of Appropriations
Crime Victims' Compensation Fund (0681)						
DIRECTOR ADMIN E&E	15.080	5220	48,621	8,240	---	40,381
STATE SERVICES TO VICTIMS	08.055	5668	50,000	38,531	---	11,469
DIRECTOR ADMIN PS	08.005	8769	36,430	16,761	---	19,669
	& 15.080					
<u>Division of Fire Safety</u>						
Chemical Emergency Preparedness Fund (0587)						
FIREFIGHTER TRAINING	08.190	1382	142,237	65,666	---	76,571
Healthy Families Trust Fund-Health Care Treatment and Access Account Fund (0640)						
FIRE EDUCATION	14.005	5168	600,000	432,175	---	167,825
<u>Division of Highway Safety</u>						
Motorcycle Safety Trust Fund (0246)						
HIGHWAY SAFETY ADMIN E&E	08.195	3287	50,000	---	---	50,000
State Highways and Transportation Department Fund (0644)						
HIGHWAY SAFETY ADMIN E&E	08.195	2631	95,899	81,672	---	14,227
HIGHWAY SAFETY ADMIN PS	08.195	2628	360,279	338,379	---	21,900
<u>State Highway Patrol</u>						
Gaming Commission Fund (0286)						
SHP TECHNICAL SERVICE PS	08.160	0636	18,582	---	---	18,582
SHP ENFORCEMENT E&E	08.125	1647	84,908	80,340	---	4,568
GASOLINE PURCHASE	08.130	1648	186,661	185,975	---	686
FRINGE BENEFITS PS	08.115	3276	9,280	---	---	9,280
FRINGE BENEFITS E&E	08.115	3277	594	546	---	48
SHP ENFORCEMENT PS	08.125	3278	21,265	2,192	---	19,073
SHP ADMIN E&E	08.110	4369	4,865	4,865	---	---
VEHICLE REPLACEMENT	08.135	4371	504,259	497,292	---	6,967
Highway Patrol Inspection Fund (0297)						
VEH & DRIVER SAFETY	08.150	1379	37,725	37,725	---	---
State Forensic Laboratory Fund (0591)						
CRIME LABS E&E	08.140	8771	60,000	57,637	---	2,363

State Highways and Transportation Department
Fund (0644)

SHP TECHNICAL SERVICE PS	08.160	0630	9,117,639	8,659,679	---	457,960
SHP ADMIN PS	08.110	1130	3,566,636	3,454,776	---	111,860
SHP ADMIN E&E	08.110	1133	316,607	289,318	---	27,289
SHP ENFORCEMENT PS	08.125	1136	48,638,260	44,909,581	---	3,728,679
SHP ACADEMY PS	08.145	1143	828,971	758,213	---	70,758
SHP ACADEMY E&E	08.145	1148	144,139	139,736	---	4,403
VEH & DRIVER SAFETY PS	08.150	1150	8,857,396	7,933,160	---	924,236
VEH & DRIVER SAFETY E&E	08.150	1154	827,137	752,552	---	74,585
SHP ENFORCEMENT E&E	08.125	1430	4,253,046	4,022,687	---	230,359
SHP TECHNICAL SERVICE E&E	08.160	2285	5,131,647	4,926,199	---	205,448
STATE HIGHWAY PATROL	13.060	3194	1,584,129	423,255	1,160,874	---
REFUND UNUSED STICKERS	08.155	3284	40,000	39,997	---	3
FRINGE BENEFITS PS	08.115	4346	26,337,006	25,743,415	---	593,591
FRINGE BENEFITS E&E	08.115	4349	3,566,071	3,458,316	---	107,755
& 15.095						
VEHICLE REPLACEMENT	08.135	4370	3,823,946	3,704,596	---	119,350
GASOLINE PURCHASE	08.130	4472	1,733,377	1,629,690	---	103,687
CRIME LABS PS	08.140	5296	463,175	441,241	---	21,934
CRIME LABS E&E	08.140	5297	89,989	80,245	---	9,744
Criminal Record System Fund (0671)						
SHP TECHNICAL SERVICE PS	08.160	0635	385,040	131,859	---	253,181
SHP ENFORCEMENT E&E	08.125	1431	1,336,652	1,197,040	---	139,612
& 15.100						
SHP TECHNICAL SERVICE E&E	08.160	2286	979,937	745,303	---	234,634
FRINGE BENEFITS PS	08.115	8867	330,393	238,727	---	91,666
FRINGE BENEFITS E&E	08.115	8868	17,986	17,373	---	613
SHP ENFORCEMENT PS	08.125	8870	498,758	489,646	---	9,112
CRIME LABS PS	08.140	8872	61,376	58,573	---	2,803
CRIME LABS E&E	08.140	8873	3,600	3,086	---	514
Highway Patrol Academy Fund (0674)						
SHP ACADEMY E&E	08.145	3441	600,000	415,137	---	184,863
Missouri Air Pollution Control Fund (0691)						
REFUND UNUSED STICKERS	08.155	5671	10,000	---	---	10,000
VEH & DRIVER SAFETY E&E	08.150	5673	137,347	---	---	137,347
Highway Patrol's Motor Vehicle and Aircraft Revolving Fund (0695)						
VEHICLE REPLACEMENT	08.135	6461	6,006,800	5,712,243	---	294,557
Criminal Justice Network and Technology Revolving Fund (0842)						
FRINGE BENEFITS PS	08.115	1975	11,591	11,286	---	305
FRINGE BENEFITS E&E	08.115	1976	685	646	---	39
SHP TECHNICAL SERVICE PS	08.160	2505	29,394	28,139	---	1,255
SHP TECHNICAL SERVICE E&E	08.160	4113	2,201,000	1,870,410	---	330,590

**STATE OF MISSOURI
SUMMARY OF APPROPRIATION ACTIVITY
SPECIAL REVENUE FUNDS
FOR THE APPROPRIATION YEAR 2002**

	H.B. No.	Appr. No.	Appropriations	Expenditures and Transfers Out	Biennial Rollovers and Reappropriations to 2003	Lapse of Appropriations
<u>Adjutant General</u>						
Missouri National Guard Training Site Fund (0269)						
TRAINING SITE REVOLVING	08.295	3154	364,800	302,716	---	62,084
Missouri National Guard Trust Fund (0900)						
NATIONAL GUARD TRUST FUND	08.260	1863	2,000	---	---	2,000
MILITARY HONORS PRGM E&E	08.275	2287	1,219,325	620,942	---	598,383
TUITION ASSISTANCE	08.270	4624	2,262,400	2,022,360	---	240,040
MILITARY HONORS PRGM PS	08.275	4625	1,031,810	610,952	---	420,858
<u>State Emergency Management Agency</u>						
Chemical Emergency Preparedness Fund (0587)						
A G SEMA PS	08.320	3882	161,988	149,716	---	12,272
A G SEMA E&E	08.320	3883	68,884	68,658	---	226
MERC DISTRIBUTIONS	08.325	3884	650,000	439,580	---	210,420
<u>Missouri Veterans' Commission</u>						
Veterans Trust Fund (0579)						
ADMIN & SERVICE E&E	08.215	0981	12,500	12,500	---	---
VETERANS HOMES E&E	08.220	2345	52,500	51,186	---	1,314
<u>Missouri Gaming Commission</u>						
Compulsive Gamblers Fund (0249)						
GAMING E&E	08.225	3087	40,000	34,080	---	5,920
Gaming Commission Fund (0286)						
GAMING COMM FRINGES PS	08.230	1542	2,782,330	2,031,619	---	750,711
GAMING COMM FRINGES E&E	08.230	1543	186,398	185,500	---	898
GAMING COMM REFUNDS	08.235	1651	100,000	---	---	100,000
GAMING & BINGO PS	08.225	2990	10,825,279	8,158,142	---	2,667,137
GAMING & BINGO E&E	08.225	2991	2,415,568	1,392,459	---	1,023,109
GAMING COMMISSION	13.070	3198	815,413	378,551	436,862	---
Bingo Proceeds for Education Fund (0289)						
BINGO REFUNDS	08.240	2994	5,000	---	---	5,000
Missouri Breeders Fund (0605)						
HORSE RACING BREEDERS	08.245	3295	5,000	---	---	5,000

DEPARTMENT OF REVENUEState Highways and Transportation Department
Fund (0644)

MANAGED BY FM	13.015	1065	1,614,364	595,286	1,019,078	---
---------------	--------	------	-----------	---------	-----------	-----

Division of Administration

Health Initiatives Fund (0275)

POSTAGE	04.010	1636	4,350	4,219	---	131
---------	--------	------	-------	-------	-----	-----

Division of Aging Elderly Home Delivered Meals
Trust Fund (0296)

DIV OF ADMINISTRATION E&E	04.005	0120	10,800	10,800	---	---
---------------------------	--------	------	--------	--------	-----	-----

Motor Vehicle Commission Fund (0588)

DIV OF ADMINISTRATION PS	04.005	4455	70,308	70,168	---	140
--------------------------	--------	------	--------	--------	-----	-----

DIV OF ADMINISTRATION E&E	04.005	4456	29,636	27,726	---	1,910
---------------------------	--------	------	--------	--------	-----	-------

State Highways and Transportation Department
Fund (0644)

POSTAGE	04.010	0082	4,439,640	4,306,451	---	133,189
---------	--------	------	-----------	-----------	-----	---------

ATTORNEY FEES	04.075	0089	15,000	---	---	15,000
---------------	--------	------	--------	-----	-----	--------

DIV OF ADMINISTRATION PS	04.005	1250	5,539,376	5,387,505	---	151,871
--------------------------	--------	------	-----------	-----------	-----	---------

DIV OF ADMINISTRATION E&E	04.005	6211	1,215,828	1,161,101	---	54,727
---------------------------	--------	------	-----------	-----------	-----	--------

Division of Motor Vehicles and Drivers**Licensing**

Motor Vehicle Commission Fund (0588)

MV/DL CENTRAL OFFICE PS	04.005	4458	248,429	248,076	---	353
-------------------------	--------	------	---------	---------	-----	-----

MV/DL CENTRAL OFFICE E&E	04.005	4459	318,760	318,760	---	---
--------------------------	--------	------	---------	---------	-----	-----

State Highways and Transportation Department
Fund (0644)

MV/DL CENTRAL OFFICE PS	04.005	1262	13,426,549	13,015,907	---	410,642
-------------------------	--------	------	------------	------------	-----	---------

MV/DL CENTRAL OFFICE E&E	04.005	1265	12,813,629	12,418,953	---	394,676
--------------------------	--------	------	------------	------------	-----	---------

PROBLEM DRIVER POINT SYS	04.070	1312	180,500	59,207	---	121,293
--------------------------	--------	------	---------	--------	-----	---------

CDLIS FEES	04.065	3363	275,000	275,000	---	---
------------	--------	------	---------	---------	-----	-----

Division of Motor Vehicles and Drivers**Licensing - Branch Offices**State Highways and Transportation Department
Fund (0644)

BRANCH OFFICES PS	04.005	4178	4,824,487	4,823,671	---	816
-------------------	--------	------	-----------	-----------	-----	-----

BRANCH OFFICES E&E	04.005	4179	367,056	365,830	---	1,226
--------------------	--------	------	---------	---------	-----	-------

**STATE OF MISSOURI
SUMMARY OF APPROPRIATION ACTIVITY
SPECIAL REVENUE FUNDS
FOR THE APPROPRIATION YEAR 2002**

<u>Division of Taxation</u>	<u>H.B. No.</u>	<u>Appr. No.</u>	<u>Appropriations</u>	<u>Expenditures and Transfers Out</u>	<u>Biennial Rollovers and Reappropriations to 2003</u>	<u>Lapse of Appropriations</u>
Health Initiatives Fund (0275)						
DIV OF TAXATION PS	04.005	1637	41,687	39,665	---	2,022
DIV OF TAXATION E&E	04.005	1638	4,365	4,231	---	134
CIGARETTE TAX REFUNDS	04.115	1640	105,000	86,276	---	18,724
Gaming Proceeds for Education Fund (0285)						
FED & OTHER FUND REFUNDS	04.035	3004	324,313	323,803	---	510
Gaming Commission Fund (0286)						
FED & OTHER FUND REFUNDS	04.035	0929	143,187	49,075	---	94,112
Division of Aging Elderly Home Delivered Meals Trust Fund (0296)						
DIV OF TAXATION PS	04.005	1307	10,804	---	---	10,804
Solid Waste Management - Scrap Tire Subaccount Fund (0569)						
FED & OTHER FUND REFUNDS	04.035	1592	32,500	32,409	---	91
Motor Vehicle Commission Fund (0588)						
MOTOR V COMM REFUNDS	04.120	4462	12,000	7,465	---	4,535
Conservation Commission Fund (0609)						
DIV OF TAXATION PS	04.005	4772	457,041	456,747	---	294
DIV OF TAXATION E&E	04.005	4773	49,013	48,239	---	774
State School Money Fund (0616)						
CIGARETTE TAX REFUNDS	04.115	1641	192,000	191,721	---	279
State Highways and Transportation Department Fund (0644)						
HIGHWAY FUND REFUNDS	04.060	1245	2,256,448	2,256,441	---	7
REFUNDS OF MOTOR FUEL TAX	04.090	1248	42,070,000	33,510,070	---	8,559,930
DIV OF TAXATION PS	04.005	1268	2,388,691	2,043,263	---	345,428
DIV OF TAXATION E&E	04.005	1272	1,506,217	1,354,587	---	151,630
Workers' Compensation Fund (0652)						
WORKERS COMP REFUNDS	04.105	8360	1,171,774	526,203	---	645,571
Workers' Compensation - Second Injury Fund (0653)						
2ND INJURY REFUNDS	04.110	9162	829,966	700,725	---	129,241
Petroleum Inspection Fund (0662)						
DIV OF TAXATION PS	04.005	8356	27,860	27,287	---	573
DIV OF TAXATION E&E	04.005	8357	2,949	2,947	---	2
Motor Fuel Tax Fund (0673)						
DIST TO CITIES MFT FUND	04.080	1246	188,000,000	175,914,612	---	12,085,388

Fair Share Fund (0687)							
CIGARETTE TAX REFUNDS	04.115	1642	86,000	85,210	---	790	
Aviation Trust Fund (0952)							
AVIATION TRUST REFUNDS	04.085	9815	160,207	157,927	---	2,280	
<u>Highway Reciprocity Commission</u>							
State Highways and Transportation Department Fund (0644)							
HIGHWAY RECIPROCITY PS	04.015	1277	993,732	895,063	---	98,669	
HIGHWAY RECIPROCITY E&E	04.015	1279	584,573	340,861	---	243,712	
<u>DEPARTMENT OF SOCIAL SERVICES</u>							
Nursing Facility Quality of Care Fund (0271)							
SOCIAL SERVICES LEASING	13.100	0666	23,744	11,872	11,872	---	
SOCIAL SERVICES LEASING	17.232	2601	8,084	---	8,084	---	
SOCIAL SERVICES LEASING	17.226	3323	29,466	---	29,466	---	
<u>Office of the Director</u>							
Tort Victims Compensation Fund (0622)							
LEGAL AID GRANTS	11.010	3414	750,000	750,000	---	---	
Legal Services for Low-Income People Fund (0735)							
LEGAL AID GRANTS	15.175	5585	750,000	750,000	---	---	
<u>Information Services and Technology Division</u>							
Social Services Educational Improvement Fund (0620)							
DATA PROCESSING E&E	11.045	0149	127,238	127,238	---	---	
Nursing Facility Quality of Care Fund (0271)							
DATA PROCESSING E&E	11.045	0155	959	959	---	---	
<u>Division of Legal Services</u>							
Nursing Facility Quality of Care Fund (0271)							
LEGAL SERVICES PS	11.055	1012	51,466	51,453	---	13	
LEGAL SERVICES E&E	11.055	1014	14,294	7,556	---	6,738	
<u>Division of Family Services</u>							
Health Initiatives Fund (0275)							
FIELD SERVICES PS	11.125	1666	268,813	266,553	---	2,260	
FIELD SERVICES E&E	11.125	1667	57,991	17,464	---	40,527	
LINE STAFF PS	11.130	1668	475,040	457,229	---	17,811	

**STATE OF MISSOURI
SUMMARY OF APPROPRIATION ACTIVITY
SPECIAL REVENUE FUNDS
FOR THE APPROPRIATION YEAR 2002**

	H.B. No.	Appr. No.	Appropriations	Expenditures and Transfers Out	Biennial Rollovers and Reappropriations to 2003	Lapse of Appropriations
Blind Pension Fund (0621)						
BLIND ADMIN PS	11.210	0768	573,580	542,901	---	30,679
BLIND ADMIN E&E	11.210	0770	93,027	58,773	---	34,254
BLIND PENSIONS	11.175	1407	17,567,588	17,431,046	---	136,542
& 15.190						
DFS ADMIN SERVICES E&E	11.100	1717	62,417	37,233	---	25,184
SVS FOR VISUALLY IMPAIRED	11.215	5699	310,000	267,017	---	42,983
Healthy Families Trust Fund-Early Childhood Care and Education Account Fund (0641)						
DSS COMMUNITY GRANTS 1X	14.010	4216	901,690	844,868	56,822	---
DSS CHILD CARE	14.010	4358	3,533,650	2,700,000	---	833,650
DSS COORDINATION	14.010	4468	243,700	137,576	---	106,124
DSS EARLY HEADSTART	14.010	4621	1,584,050	1,108,337	475,712	1
BOOTHEEL COMM GRANT	14.010	5019	243,700	---	243,700	---
Early Childhood Development, Education and Care Fund (0859)						
EARLY CHILDHOOD STARTUP	11.145	0730	3,784,200	3,784,200	---	---
CHILDHOOD DEVELOPMENT	11.145	0731	3,153,500	3,153,500	---	---
CHILDHOOD DEV CERTIF	11.145	0739	3,153,500	2,040,264	1,113,236	---
PURCHASE OF CHILD CARE	11.145	2273	1,609,591	1,609,591	---	---
ACCREDITED PROVIDERS	11.145	4628	3,153,500	1,757,203	1,396,296	1
EARLY CHILDHOOD STARTUP	17.206	5072	1,315,523	1,315,523	---	---
CHILDHOOD DEV CERTIF	17.206	5074	3,286,615	1,747,561	1,539,054	---
<u>Division of Youth Services</u>						
Health Initiatives Fund (0275)						
YOUTH TREATMENT PRGM PS	11.305	3608	105,022	104,460	---	562
YOUTH TREATMENT PRGM E&E	11.305	3609	10,135	5,892	---	4,243
Gaming Commission Fund (0286)						
JUVENILE COURT DIVERSION	11.310	0186	500,000	449,875	---	50,125
Social Services Educational Improvement Fund (0620)						
INSTALL SPRINKLER SYSTEM	16.322	0452	305,142	83,175	221,967	---
DES IMPRV YTH FACS STWIDE	16.314	0453	500,000	---	500,000	---
INSTALL EMERGENCY GENERA	16.326	0456	1,890	1,890	---	---

CONNECT FACILITY TO COUN	16.322	1326	62,427	54,366	8,061	---
YOUTH TREATMENT PRGM PS	11.305	1748	2,345,539	2,343,914	---	1,625
YOUTH TREATMENT PRGM E&E	11.305	1749	1,379,282	1,379,282	---	---
IMPRV YOUTH FACILITIES	16.312	3834	25	---	25	---

Division of Medical Services

Nursing Facility Quality of Care Fund (0271)

MEDICAL SVS ADMIN PS	11.400	1753	70,374	70,307	---	67
MEDICAL SVS ADMIN E&E	11.400	1754	10,281	10,281	---	---

Health Initiatives Fund (0275)

MEDICAL SVS ADMIN E&E	11.400	0216	31,385	31,385	---	---
MEDICAL SVS ADMIN PS	11.400	1670	263,435	213,980	---	49,455
MANAGED CARE	11.455	1785	7,593,735	7,365,923	---	227,812
CHILDREN'S HLTH INS PRGM	11.472	2869	4,400,000	4,268,000	---	132,000
PHARMACY	11.420	3066	969,293	940,214	---	29,079
PHYSICIANS	11.425	3067	1,247,544	1,210,118	---	37,426
DENTAL	11.430	3070	71,162	69,027	---	2,135
HOME & COMM BASED SVS	11.440	3071	159,305	154,526	---	4,779
REHAB & SPECIALITY SVS	11.450	3072	194,881	189,035	---	5,846
HOSPITAL CARE	11.460	3073	2,797,179	2,713,264	---	83,915
STATE MEDICAL	11.515	3074	353,437	342,834	---	10,603

Healthy Families Trust Fund-Health Care

Treatment and Access Account Fund (0640)

DSS FQHCS	14.005	4020	5,000,000	5,000,000	---	---
DSS SAFETY NET 1X	14.005	4078	20,000,000	18,668,400	---	1,331,600
DSS SAFETY NET	14.005	4079	50,959,100	45,587,108	---	5,371,992

Premium Fund (0885)

CHILDREN'S HLTH INS PRGM	11.472	2872	1,000,000	302,333	---	697,667
--------------------------	--------	------	-----------	---------	-----	---------

Division of Aging

Nursing Facility Quality of Care Fund (0271)

INSTITUTIONAL SVS PS	11.610	1792	1,083,555	986,871	---	96,684
INSTITUTIONAL SVS E&E	11.610	1793	2,276,449	1,331,195	---	945,254

Division of Aging Elderly Home Delivered Meals

Trust Fund (0296)

HOME & COMMNTY SVS GRANTS	11.620	4521	430,000	101,748	---	328,252
---------------------------	--------	------	---------	---------	-----	---------

DEPARTMENT OF CORRECTIONS

Correctional Substance Abuse Earnings

Fund (0853)

JOBS E&E	09.410	0175	264,600	365	---	264,235
----------	--------	------	---------	-----	-----	---------

**STATE OF MISSOURI
SUMMARY OF APPROPRIATION ACTIVITY
SPECIAL REVENUE FUNDS
FOR THE APPROPRIATION YEAR 2002**

	H.B. No.	Appr. No.	Appropriations	Expenditures and Transfers Out	Biennial Rollovers and Reappropriations to 2003	Lapse of Appropriations
Office of the Director						
Crime Victims' Compensation Fund (0681) OD STAFF E&E	09.005	3064	82,500	82,500	---	---
Subtotals			5,737,971,303	4,947,512,515	486,798,111	303,660,677
Appropriated Transfers Out To:						
State School Money Fund (0616)	02.345	T006	214,498,161	213,845,616	---	652,545
School District Bond Fund (0248)	02.360	T009	7,000,000	---	---	7,000,000
Student Grant Fund (0839)	03.065	T013	50,000	50,000	---	---
U.S. Dept. of Education/Coordinating Board for Higher Education P. L. 105-33 Recall Account Fund (0850)	03.115	T020	6,484,334	6,484,334	---	---
General Revenue Fund (0101)	04.140	T271	2,500,000	2,500,000	---	---
General Revenue Fund (0101)	04.145	T272	234,000	232,525	---	1,475
General Revenue Fund (0101)	04.150	T273	234,000	232,525	---	1,475
General Revenue Fund (0101)	04.155	T274	108,000	108,000	---	---
General Revenue Fund (0101)	05.160	T283	4,005,041	2,691,788	---	1,313,253
General Revenue Fund (0101)	05.185	T285	1,098,176	1,076,630	---	21,546
State Legal Expense Fund (0692)	05.195	T288	130,000	63,820	---	66,180
State Legal Expense Fund (0692)	05.195	T289	600,000	334,135	---	265,865
State Legal Expense Fund (0692)	05.195	T290	91,335	91,182	---	153
Social Security Contributions Fund (0702)	05.245	T293	20,882,851	19,093,221	---	1,789,630
Social Security Contributions Fund (0702)	05.250	T294	17,342,000	17,337,440	---	4,560
State Retirement Contributions Fund (0701)	05.260	T297	24,387,339	22,625,727	---	1,761,612
Missouri State Employees' Deferred Compensation Incentive Plan Administration Fund (0706)	05.280	T300	2,144,571	1,669,334	---	475,237
Missouri State Employees' Deferred Compensation Incentive Plan Administration Fund (0706)	05.285	T301	1,600,000	1,592,528	---	7,472
Missouri Consolidated Health Care Plan Benefit Fund (0765)	05.300	T304	16,471,472	15,198,443	---	1,273,029
Natural Resources Cost Allocation Fund (0500)	06.460	T316	265,435	248,747	---	16,688
Natural Resources Cost Allocation Fund (0500)	06.460	T317	18,049	16,915	---	1,134

Natural Resources Cost Allocation Fund (0500)	06.460	T318	151,020	142,086	---	8,934
Natural Resources Cost Allocation Fund (0500)	06.460	T319	500,392	470,808	---	29,584
Natural Resources Cost Allocation Fund (0500)	06.460	T323	3,987	3,736	---	251
Natural Resources Cost Allocation Fund (0500)	06.460	T324	688,324	645,056	---	43,268
Natural Resources Cost Allocation Fund (0500)	06.460	T325	79,714	74,518	---	5,196
Natural Resources Cost Allocation Fund (0500)	06.460	T326	44,445	41,651	---	2,794
Natural Resources Cost Allocation Fund (0500)	06.460	T328	47,284	44,311	---	2,973
Natural Resources Cost Allocation Fund (0500)	06.460	T329	953,744	893,788	---	59,956
Natural Resources Cost Allocation Fund (0500)	06.460	T330	4,154,780	4,034,962	---	119,818
Natural Resources Cost Allocation Fund (0500)	06.460	T331	664,516	622,744	---	41,772
Natural Resources Cost Allocation Fund (0500)	06.460	T332	69,475	68,158	---	1,317
Natural Resources Cost Allocation Fund (0500)	06.460	T333	170,033	166,027	---	4,006
Natural Resources Cost Allocation Fund (0500)	06.460	T334	304,987	299,784	---	5,203
Natural Resources Cost Allocation Fund (0500)	06.460	T336	240,517	225,399	---	15,118
Natural Resources Cost Allocation Fund (0500)	06.460	T337	462,665	433,581	---	29,084
Natural Resources Cost Allocation Fund (0500)	06.460	T338	28,627	---	---	28,627
Economic Development Administrative Fund (0547)	07.015	T346	159,347	---	---	159,347
Economic Development Administrative Fund (0547)	07.015	T347	124,715	108,682	---	16,033
Economic Development Administrative Fund (0547)	07.015	T348	20,774	16,240	---	4,534
Economic Development Administrative Fund (0547)	07.015	T349	80,504	80,504	---	---
Economic Development Administrative Fund (0547)	07.015	T350	32,588	26,363	---	6,225
Economic Development Administrative Fund (0547)	07.015	T351	208,224	208,224	---	---

**STATE OF MISSOURI
SUMMARY OF APPROPRIATION ACTIVITY
SPECIAL REVENUE FUNDS
FOR THE APPROPRIATION YEAR 2002**

	H.B. No.	Appr. No.	Appropriations	Expenditures and Transfers Out	Biennial Rollovers and Reappropriations to 2003	Lapse of Appropriations
Division of Finance Fund (0550)	07.155	T360	39,400	24,003	---	15,397
Division of Finance Fund (0550)	07.170	T361	150,000	148,973	---	1,027
State Highways and Transportation Department Fund (0644)	07.180	T362	180,000	98,856	---	81,144
Railroad Expense Fund (0659)	07.185	T363	3,500	---	---	3,500
State Highways and Transportation Department Fund (0644)	07.190	T364	3,500	---	---	3,500
Kids' Chance Scholarship Fund (0878)	07.835	T365	50,000	50,000	---	---
Workers' Compensation Fund (0652)	07.855	T368	190	190	---	---
Professional Registration Fees Fund (0689)	07.300	T369	143,024	136,505	---	6,519
Professional Registration Fees Fund (0689)	07.300	T370	231,393	209,754	---	21,639
Professional Registration Fees Fund (0689)	07.300	T371	195,022	119,295	---	75,727
Professional Registration Fees Fund (0689)	07.300	T372	200,190	139,496	---	60,694
Professional Registration Fees Fund (0689)	07.300	T373	122,743	110,549	---	12,194
Professional Registration Fees Fund (0689)	07.300	T374	225,461	170,832	---	54,629
Professional Registration Fees Fund (0689)	07.300	T375	1,360,072	1,285,726	---	74,346
Professional Registration Fees Fund (0689)	07.300	T376	180,272	2,645	---	177,627
Professional Registration Fees Fund (0689)	07.300	T377	74,753	53,050	---	21,703
Professional Registration Fees Fund (0689)	07.300	T378	58,893	56,971	---	1,922
Professional Registration Fees Fund (0689)	07.300	T379	327,805	308,852	---	18,953
Professional Registration Fees Fund (0689)	07.300	T380	133,357	93,366	---	39,991
Professional Registration Fees Fund (0689)	07.300	T381	66,941	48,887	---	18,054
Professional Registration Fees Fund (0689)	07.300	T382	476,481	376,494	---	99,987
Professional Registration Fees Fund (0689)	07.300	T383	70,332	58,274	---	12,058
Professional Registration Fees Fund (0689)	07.300	T384	30,120	---	---	30,120
Professional Registration Fees Fund (0689)	07.300	T385	40,992	28,936	---	12,056
Professional Registration Fees Fund (0689)	07.300	T387	39,006	33,488	---	5,518
Professional Registration Fees Fund (0689)	07.300	T388	926,077	791,840	---	134,237
Professional Registration Fees Fund (0689)	07.300	T389	126,523	113,408	---	13,115
Professional Registration Fees Fund (0689)	07.300	T390	90,456	65,061	---	25,395
Professional Registration Fees Fund (0689)	07.300	T391	224,760	200,186	---	24,574
Professional Registration Fees Fund (0689)	07.300	T392	28,565	24,934	---	3,631
Professional Registration Fees Fund (0689)	07.300	T393	242,331	186,565	---	55,766
Professional Registration Fees Fund (0689)	07.300	T394	365,925	330,796	---	35,129
Professional Registration Fees Fund (0689)	07.300	T395	153,300	116,739	---	36,561
Professional Registration Fees Fund (0689)	07.300	T396	26,664	12,213	---	14,451

Professional Registration Fees Fund (0689)	07.300	T397	506,059	422,747	---	83,312
Professional Registration Fees Fund (0689)	07.300	T398	181,179	162,441	---	18,738
Missouri Real Estate Commission Fund (0638)	07.285	T399	15,000	---	---	15,000
Endowed Care Cemetery Audit Fund (0562)	07.305	T401	70,000	---	---	70,000
Veterans' Commission Capital Improvement Trust Fund (0304)	08.340	T406	3,000,000	3,000,000	---	---
Missouri National Guard Trust Fund (0900)	08.345	T407	3,000,000	3,000,000	---	---
Missouri College Guarantee Fund (0858)	08.350	T408	4,500,000	4,500,000	---	---
Early Childhood Development, Education and Care Fund (0859)	08.355	T409	31,746,596	31,746,595	---	1
Health Access Incentive Fund (0276)	10.680	T411	4,268,003	4,139,893	---	128,110
Missouri Investment Trust Fund (9998)	12.145	T420	5,000,000	---	---	5,000,000
Missouri Investment Trust Fund (9998)	12.145	T421	375,000	---	---	375,000
General Revenue Fund (0101)	18.280	T437	914,589	360,271	554,318	---
General Revenue Fund (0101)	16.334	T446	494,000	---	494,000	---
General Revenue Fund (0101)	17.023	T455	2,500,000	---	2,500,000	---
Missouri Qualified Fuel Ethanol Producer Incentive Fund (0571)	17.034	T457	1,110,751	1,110,751	---	---
Federal Student Loan Reserve Fund (0881)	03.140	T463	4,000,001	2,101,750	---	1,898,251
General Revenue Fund (0101)	05.120	T468	182,376	135,301	---	47,075
Labor and Industrial Relations Administrative Fund (0122)	07.802	T472	3,054,276	3,044,358	---	9,918
Labor and Industrial Relations Administrative Fund (0122)	07.802	T473	108,989	108,515	---	474
Professional Registration Fees Fund (0689)	07.300	T474	43,577	---	---	43,577
Railroad Expense Fund (0659)	07.195	T475	100,000	---	---	100,000
Natural Resources Cost Allocation Fund (0500)	06.460	T481	241,599	226,416	---	15,183
Economic Development Administrative Fund (0547)	07.015	T503	11,065	5,519	---	5,546
Petroleum Violation Escrow Subaccount Fund (0890)	06.226	T516	837,500	762,589	---	74,911
Missouri Alternative Fuel Vehicle Loan Fund (0886)	06.228	T521	300,000	300,000	---	---
Labor and Industrial Relations Administrative Fund (0122)	07.802	T522	120,000	120,000	---	---
Natural Resources Cost Allocation Fund (0500)	06.460	T523	85,759	83,739	---	2,020
Guaranty Agency Operating Fund (0880)	03.125	T525	9,220,188	9,220,187	---	1
General Revenue Fund (0101)	04.165	T530	2,831	---	---	2,831
General Revenue Fund (0101)	04.165	T531	1,985	---	---	1,985
General Revenue Fund (0101)	04.165	T532	5,202	---	---	5,202
General Revenue Fund (0101)	04.165	T533	651	---	---	651
State Road Fund (0320)	04.175	T535	201,215,655	165,211,820	---	36,003,835

**STATE OF MISSOURI
SUMMARY OF APPROPRIATION ACTIVITY
SPECIAL REVENUE FUNDS
FOR THE APPROPRIATION YEAR 2002**

	H.B. No.	Appr. No.	Appropriations	Expenditures and Transfers Out	Biennial Rollovers and Reappropriations to 2003	Lapse of Appropriations
General Revenue Fund (0101)	05.540	T541	3,549	3,547	---	2
Statewide Court Automation Fund (0270)	05.540	T541	441	441	---	---
Services to Victims Fund (0592)	05.540	T541	356	356	---	---
Natural Resources Protection - Air Pollution Permit Fee Subaccount Fund (0594)	05.540	T541	1,542	1,542	---	---
Crime Victims' Compensation Fund (0681)	05.540	T541	356	356	---	---
General Revenue Fund (0101)	05.545	T542	53,096,060	53,020,599	---	75,461
Job Development and Training Fund (0155)	05.545	T542	40,827	40,826	---	1
Gaming Commission Fund (0286)	05.545	T542	2,538	2,537	---	1
State Highways and Transportation Department Fund (0644)	05.545	T542	532,022,442	526,411,240	---	5,611,202
General Revenue Fund (0101)	07.160	T543	1,049,723	---	---	1,049,723
General Revenue Fund (0101)	12.155	T548	621,663	621,192	---	471
State Road Fund (0320)	08.360	T549	1	---	---	1
Compulsive Gamblers Fund (0249)	08.365	T553	398,074	398,074	---	---
	& 15.115					
General Revenue Fund (0101)	14.030	T555	177,800,000	177,800,000	---	---
	& 15.215					
Health Families Trust Fund - Health Care Treatment and Access Account Fund (0640)	14.035	T556	113,500,000	79,220,992	---	34,279,008
Health Families Trust Fund - Early Childhood Care and Education Account Fund (0641)	14.040	T557	14,400,000	9,671,940	---	4,728,060
Health Families Trust Fund - Life Sciences Research Account Fund (0642)	14.045	T558	21,600,000	400,000	---	21,200,000
Health Families Trust Fund - Tobacco Prevention, Education, and Cessation Account Fund (0643)	14.050	T559	22,200,000	620,000	---	21,580,000
Health Families Trust Fund - Seniors Catastrophic Prescription Drug Account Fund (0665)	14.055	T560	63,200,000	63,200,000	---	---
Budget Reserve Fund (0100)	05.530	T567	4,700,000	---	---	4,700,000
Budget Reserve Fund (0100)	05.535	T568	1	---	---	1
Missouri Qualified Fuel Ethanol Producer Incentive Fund (0571)	06.012	T570	2,450,000	2,450,000	---	---
Missouri Technology Investment Fund (0172)	07.030	T574	200,000	200,000	---	---
Office of Administration Revolving Administrative Trust Fund (0505)	18.270	T576	1,681,647	1,126,703	554,944	---

General Revenue Fund (0101)	07.290	T580	49,028	26,393	---	22,635
General Revenue Fund (0101)	07.290	T581	139,146	99,758	---	39,388
General Revenue Fund (0101)	07.290	T582	39,661	7,567	---	32,094
General Revenue Fund (0101)	07.290	T583	54,061	11,643	---	42,418
General Revenue Fund (0101)	07.290	T584	42,137	1,207	---	40,930
General Revenue Fund (0101)	07.290	T585	51,210	4,927	---	46,283
General Revenue Fund (0101)	07.290	T586	317,784	70,146	---	247,638
General Revenue Fund (0101)	07.290	T587	52,156	15,795	---	36,361
General Revenue Fund (0101)	07.290	T588	40,887	26,248	---	14,639
General Revenue Fund (0101)	07.290	T589	9,155	335	---	8,820
General Revenue Fund (0101)	07.290	T590	103,291	51,855	---	51,436
General Revenue Fund (0101)	07.290	T591	23,208	6,012	---	17,196
General Revenue Fund (0101)	07.290	T592	20,878	6,174	---	14,704
General Revenue Fund (0101)	07.290	T593	352,362	151,284	---	201,078
General Revenue Fund (0101)	07.290	T594	18,431	6,063	---	12,368
General Revenue Fund (0101)	07.290	T595	8,875	925	---	7,950
General Revenue Fund (0101)	07.290	T596	8,179	960	---	7,219
General Revenue Fund (0101)	07.290	T597	8,985	2,424	---	6,561
General Revenue Fund (0101)	07.290	T598	245,801	99,620	---	146,181
General Revenue Fund (0101)	07.290	T599	28,864	5,121	---	23,743
General Revenue Fund (0101)	07.290	T600	25,770	18,645	---	7,125
General Revenue Fund (0101)	07.290	T601	114,651	52,792	---	61,859
General Revenue Fund (0101)	07.290	T602	11,803	10,663	---	1,140
General Revenue Fund (0101)	07.290	T603	112,309	29,050	---	83,259
General Revenue Fund (0101)	07.290	T604	132,838	28,253	---	104,585
General Revenue Fund (0101)	07.290	T605	41,280	4,706	---	36,574
General Revenue Fund (0101)	07.290	T606	6,761	5,653	---	1,108
General Revenue Fund (0101)	07.290	T607	193,432	131,760	---	61,672
General Revenue Fund (0101)	07.290	T608	52,384	14,952	---	37,432
General Revenue Fund (0101)	07.290	T609	6,874	---	---	6,874
General Revenue Fund (0101)	07.290	T612	982	61	---	921
General Revenue Fund (0101)	07.290	T613	39,506	2,749	---	36,757
Professional Registration Fees Fund (0689)	07.300	T614	2,407	---	---	2,407
Professional Registration Fees Fund (0689)	07.300	T615	125,741	88,527	---	37,214
Fund for Missouri's Future (0593)	14.060	T617	50,000,000	---	---	50,000,000
Office of Administration Revolving Administrative Trust Fund (0505)	18.270	T619	11,876	---	11,876	---
Office of Administration Revolving Administrative Trust Fund (0505)	18.270	T620	475	---	475	---
Office of Administration Revolving Administrative Trust Fund (0505)	18.270	T621	712	---	712	---
Office of Administration Revolving Administrative Trust Fund (0505)	18.270	T622	35,628	---	35,628	---
Office of Administration Revolving Administrative Trust Fund (0505)	18.270	T623	9,500	---	9,500	---

**STATE OF MISSOURI
SUMMARY OF APPROPRIATION ACTIVITY
SPECIAL REVENUE FUNDS
FOR THE APPROPRIATION YEAR 2002**

	H.B. No.	Appr. No.	Appropriations	Expenditures and Transfers Out	Biennial Rollovers and Reappropriations to 2003	Lapse of Appropriations
Office of Administration Revolving Administrative Trust Fund (0505)	18.270	T624	2,375	---	2,375	---
Office of Administration Revolving Administrative Trust Fund (0505)	18.270	T625	95,008	---	95,008	---
Office of Administration Revolving Administrative Trust Fund (0505)	18.270	T626	59,380	---	59,380	---
General Revenue Fund (0101)	07.165	T628	6,909	---	---	6,909
Missouri Senior Rx Fund (0734)	15.170	T631	2,352,773	2,352,773	---	---
Legal Services for Low-Income People Fund (0735)	15.180	T633	1,760,830	1,760,830	---	---
General Revenue Fund (0101)	15.220	T654	2,349	2,349	---	---
General Revenue Fund (0101)	15.220	T655	3,387	3,387	---	---
General Revenue Fund (0101)	15.220	T664	25	25	---	---
General Revenue Fund (0101)	15.220	T665	651	651	---	---
General Revenue Fund (0101)	15.220	T666	769	769	---	---
General Revenue Fund (0101)	15.220	T667	813	---	---	813
General Revenue Fund (0101)	15.220	T668	125	125	---	---
General Revenue Fund (0101)	15.220	T669	41,498	41,498	---	---
General Revenue Fund (0101)	15.220	T670	23	23	---	---
General Revenue Fund (0101)	15.220	T671	204	204	---	---
General Revenue Fund (0101)	15.220	T672	530	530	---	---
General Revenue Fund (0101)	15.220	T673	2,179	2,179	---	---
General Revenue Fund (0101)	15.220	T674	24,357	24,357	---	---
General Revenue Fund (0101)	15.220	T675	817	817	---	---
General Revenue Fund (0101)	15.220	T676	610	610	---	---
General Revenue Fund (0101)	15.220	T677	148	---	---	148
General Revenue Fund (0101)	15.220	T678	21,734	21,734	---	---
General Revenue Fund (0101)	15.220	T679	16,106	16,106	---	---
General Revenue Fund (0101)	15.220	T680	3,198	3,198	---	---
General Revenue Fund (0101)	15.220	T681	53,373	53,373	---	---
General Revenue Fund (0101)	15.220	T682	34,582	34,582	---	---
General Revenue Fund (0101)	15.220	T683	131	---	---	131
General Revenue Fund (0101)	15.220	T684	60,297	60,297	---	---
General Revenue Fund (0101)	15.220	T685	322,921	322,921	---	---
General Revenue Fund (0101)	15.220	T686	16,327	16,327	---	---
General Revenue Fund (0101)	15.220	T687	2	2	---	---
General Revenue Fund (0101)	15.220	T688	722	722	---	---

General Revenue Fund (0101)	15.220	T689	4,720	4,720	---	---
General Revenue Fund (0101)	15.220	T690	12,272	12,272	---	---
General Revenue Fund (0101)	15.220	T691	1,967	1,967	---	---
General Revenue Fund (0101)	15.220	T692	576,473	576,473	---	---
General Revenue Fund (0101)	15.220	T693	18,577	18,577	---	---
General Revenue Fund (0101)	15.220	T694	11,517	11,517	---	---
General Revenue Fund (0101)	15.220	T695	3,855	3,855	---	---
General Revenue Fund (0101)	15.220	T696	1,566	1,566	---	---
General Revenue Fund (0101)	15.220	T697	6,741	6,741	---	---
General Revenue Fund (0101)	15.220	T698	586	586	---	---
General Revenue Fund (0101)	15.220	T699	7,835	7,835	---	---
General Revenue Fund (0101)	15.220	T700	18,267	18,267	---	---
General Revenue Fund (0101)	15.220	T701	187	187	---	---
General Revenue Fund (0101)	15.220	T703	1,319	1,319	---	---
General Revenue Fund (0101)	15.220	T723	5,881	5,881	---	---
General Revenue Fund (0101)	15.220	T725	16,762	16,762	---	---
General Revenue Fund (0101)	15.220	T726	325	325	---	---
General Revenue Fund (0101)	15.220	T727	105,591	105,591	---	---
General Revenue Fund (0101)	15.220	T728	107,846	107,846	---	---
General Revenue Fund (0101)	15.220	T729	251	251	---	---
General Revenue Fund (0101)	15.220	T730	50,625	50,625	---	---
General Revenue Fund (0101)	15.220	T731	2,583	2,583	---	---
General Revenue Fund (0101)	15.220	T732	1,244	1,244	---	---
General Revenue Fund (0101)	15.220	T733	7,545	7,545	---	---
General Revenue Fund (0101)	15.220	T734	148,679	148,679	---	---
General Revenue Fund (0101)	15.220	T735	1,590	1,590	---	---
General Revenue Fund (0101)	15.220	T736	24,471	24,471	---	---
General Revenue Fund (0101)	15.220	T737	101,632	101,632	---	---
General Revenue Fund (0101)	15.220	T738	15,172	---	---	15,172
General Revenue Fund (0101)	15.220	T739	97	97	---	---
General Revenue Fund (0101)	15.220	T740	2,370	2,370	---	---
General Revenue Fund (0101)	15.220	T741	1,487	1,487	---	---
General Revenue Fund (0101)	15.220	T742	279	279	---	---
General Revenue Fund (0101)	15.220	T743	27,125	27,125	---	---
General Revenue Fund (0101)	15.220	T744	387	387	---	---
General Revenue Fund (0101)	15.220	T745	4,430	4,430	---	---
General Revenue Fund (0101)	15.220	T746	160	160	---	---
General Revenue Fund (0101)	15.220	T747	7,776	7,776	---	---
General Revenue Fund (0101)	15.220	T748	4,024	4,024	---	---
General Revenue Fund (0101)	15.220	T750	4,651	4,651	---	---
General Revenue Fund (0101)	15.220	T751	9,476	9,476	---	---
General Revenue Fund (0101)	15.220	T752	14,902	14,902	---	---
General Revenue Fund (0101)	15.220	T753	41	41	---	---
General Revenue Fund (0101)	15.220	T754	2,395	2,395	---	---
General Revenue Fund (0101)	15.220	T755	27,245	27,245	---	---

**STATE OF MISSOURI
SUMMARY OF APPROPRIATION ACTIVITY
SPECIAL REVENUE FUNDS
FOR THE APPROPRIATION YEAR 2002**

	H.B. No.	Appr. No.	Appropriations	Expenditures and Transfers Out	Biennial Rollovers and Reappropriations to 2003	Lapse of Appropriations
General Revenue Fund (0101)	15.220	T756	128,119	128,119	---	---
General Revenue Fund (0101)	15.220	T757	484	---	---	484
General Revenue Fund (0101)	15.220	T758	124	124	---	---
General Revenue Fund (0101)	15.220	T759	54,828	54,828	---	---
General Revenue Fund (0101)	15.220	T760	9	9	---	---
General Revenue Fund (0101)	15.220	T762	39	39	---	---
General Revenue Fund (0101)	15.220	T763	247,942	247,942	---	---
General Revenue Fund (0101)	15.220	T764	35	35	---	---
General Revenue Fund (0101)	15.220	T766	86,891	86,891	---	---
General Revenue Fund (0101)	15.220	T767	1,018	1,018	---	---
General Revenue Fund (0101)	15.220	T768	51	51	---	---
General Revenue Fund (0101)	15.220	T769	2,513,684	2,513,684	---	---
General Revenue Fund (0101)	15.220	T770	8,595	8,595	---	---
General Revenue Fund (0101)	15.220	T771	1,667	1,667	---	---
General Revenue Fund (0101)	15.220	T772	203	203	---	---
General Revenue Fund (0101)	15.220	T773	4,494	4,494	---	---
General Revenue Fund (0101)	15.220	T774	22,752	22,752	---	---
General Revenue Fund (0101)	15.220	T775	8,716	8,716	---	---
General Revenue Fund (0101)	15.220	T776	2,437	2,437	---	---
General Revenue Fund (0101)	15.220	T777	52,705	52,705	---	---
General Revenue Fund (0101)	15.220	T778	66,171	66,171	---	---
General Revenue Fund (0101)	15.220	T779	1,102	1,102	---	---
General Revenue Fund (0101)	15.220	T780	21,185	21,185	---	---
General Revenue Fund (0101)	15.220	T781	29,285	29,285	---	---
General Revenue Fund (0101)	15.220	T782	3,419	3,419	---	---
General Revenue Fund (0101)	15.220	T783	15,511	15,511	---	---
General Revenue Fund (0101)	15.220	T784	741	741	---	---
General Revenue Fund (0101)	15.220	T785	34,345	34,345	---	---
General Revenue Fund (0101)	15.220	T786	2,867	2,867	---	---
General Revenue Fund (0101)	15.220	T787	13	13	---	---
General Revenue Fund (0101)	15.220	T788	181,213	181,213	---	---
General Revenue Fund (0101)	15.220	T789	396,522	396,522	---	---
General Revenue Fund (0101)	15.220	T790	13,758	13,758	---	---
General Revenue Fund (0101)	15.220	T791	10,713	10,713	---	---
General Revenue Fund (0101)	15.220	T792	9,838	9,838	---	---
General Revenue Fund (0101)	15.220	T793	43,468	43,468	---	---
General Revenue Fund (0101)	15.220	T794	4,626	---	---	4,626

General Revenue Fund (0101)	15.220	T796	35,794	35,794	---	---
General Revenue Fund (0101)	15.220	T797	27,291	27,291	---	---
General Revenue Fund (0101)	15.220	T798	61,460	61,460	---	---
General Revenue Fund (0101)	15.220	T799	10,341	10,341	---	---
General Revenue Fund (0101)	15.220	T800	26,252	26,252	---	---
General Revenue Fund (0101)	15.220	T801	4,088	4,088	---	---
General Revenue Fund (0101)	15.220	T802	4,423	4,423	---	---
General Revenue Fund (0101)	15.220	T803	43,463	43,463	---	---
General Revenue Fund (0101)	15.220	T804	10,948	10,948	---	---
General Revenue Fund (0101)	15.220	T805	16,965	16,965	---	---
General Revenue Fund (0101)	15.220	T806	47,938	47,938	---	---
General Revenue Fund (0101)	15.220	T807	2,952	2,952	---	---
General Revenue Fund (0101)	15.220	T808	54,023	54,023	---	---
General Revenue Fund (0101)	15.220	T809	7,232	7,232	---	---
General Revenue Fund (0101)	15.220	T810	1,754	1,754	---	---
General Revenue Fund (0101)	15.220	T813	37,946	37,946	---	---
General Revenue Fund (0101)	15.220	T814	7,889	7,889	---	---
General Revenue Fund (0101)	15.220	T816	1,218	1,218	---	---
General Revenue Fund (0101)	15.220	T817	31,339	31,339	---	---
General Revenue Fund (0101)	15.220	T818	55,864	55,864	---	---
General Revenue Fund (0101)	15.220	T819	672	672	---	---
General Revenue Fund (0101)	15.220	T821	4,316	4,316	---	---
General Revenue Fund (0101)	15.220	T823	226	226	---	---
General Revenue Fund (0101)	15.220	T824	3,315	3,315	---	---
General Revenue Fund (0101)	15.220	T825	4,023	4,023	---	---
General Revenue Fund (0101)	15.220	T826	854	854	---	---
General Revenue Fund (0101)	15.220	T827	1,063	1,063	---	---
General Revenue Fund (0101)	15.220	T828	211	211	---	---
General Revenue Fund (0101)	15.220	T829	1,436	1,436	---	---
General Revenue Fund (0101)	15.220	T830	117	117	---	---
General Revenue Fund (0101)	15.220	T831	1,624	1,624	---	---
General Revenue Fund (0101)	15.220	T832	225	225	---	---
General Revenue Fund (0101)	15.220	T833	49	49	---	---
General Revenue Fund (0101)	15.220	T834	116	30	---	86
General Revenue Fund (0101)	15.220	T835	60,623	60,623	---	---
General Revenue Fund (0101)	15.220	T836	55,558	55,558	---	---
General Revenue Fund (0101)	15.220	T837	5,528	5,528	---	---
General Revenue Fund (0101)	15.220	T838	12,810	12,810	---	---
General Revenue Fund (0101)	15.220	T839	863	863	---	---
General Revenue Fund (0101)	15.220	T840	2,739	2,739	---	---
General Revenue Fund (0101)	15.220	T841	17,058	17,058	---	---
General Revenue Fund (0101)	15.220	T842	972	972	---	---
General Revenue Fund (0101)	15.220	T843	4	---	---	4
General Revenue Fund (0101)	15.220	T844	1,292	1,292	---	---
General Revenue Fund (0101)	15.220	T845	552	552	---	---

**STATE OF MISSOURI
SUMMARY OF APPROPRIATION ACTIVITY
SPECIAL REVENUE FUNDS
FOR THE APPROPRIATION YEAR 2002**

	H.B. No.	Appr. No.	Appropriations	Expenditures and Transfers Out	Biennial Rollovers and Reappropriations to 2003	Lapse of Appropriations
General Revenue Fund (0101)	15.220	T846	97	97	---	---
General Revenue Fund (0101)	15.220	T847	14,538	14,538	---	---
General Revenue Fund (0101)	15.220	T848	579	579	---	---
General Revenue Fund (0101)	15.220	T849	32,851	32,851	---	---
General Revenue Fund (0101)	15.220	T850	114,648	114,648	---	---
General Revenue Fund (0101)	15.220	T854	124	124	---	---
General Revenue Fund (0101)	15.220	T855	27	27	---	---
General Revenue Fund (0101)	15.220	T856	1,856	1,856	---	---
General Revenue Fund (0101)	15.220	T857	2,636	2,636	---	---
General Revenue Fund (0101)	15.220	T858	2,178	---	---	2,178
General Revenue Fund (0101)	15.220	T859	62	62	---	---
General Revenue Fund (0101)	15.220	T860	29	---	---	29
General Revenue Fund (0101)	15.220	T861	5,156	5,156	---	---
General Revenue Fund (0101)	15.220	T862	66	66	---	---
General Revenue Fund (0101)	15.220	T863	701	701	---	---
General Revenue Fund (0101)	15.220	T864	1,289	1,289	---	---
General Revenue Fund (0101)	15.220	T865	29,366	29,366	---	---
General Revenue Fund (0101)	15.220	T866	3,357	3,357	---	---
General Revenue Fund (0101)	15.220	T868	7,668	7,668	---	---
General Revenue Fund (0101)	15.220	T870	5,308	5,308	---	---
General Revenue Fund (0101)	15.220	T871	477	477	---	---
General Revenue Fund (0101)	15.220	T872	71,548	71,548	---	---
General Revenue Fund (0101)	15.220	T873	3,447	3,447	---	---
General Revenue Fund (0101)	15.220	T874	2,700	2,700	---	---
General Revenue Fund (0101)	15.220	T875	23,156	23,156	---	---
General Revenue Fund (0101)	15.220	T876	487	487	---	---
General Revenue Fund (0101)	15.220	T877	31	31	---	---
General Revenue Fund (0101)	15.220	T878	43,377	43,377	---	---
Subtotals			<u>1,685,895,385</u>	<u>1,476,495,410</u>	<u>4,318,216</u>	<u>205,081,759</u>
Totals			<u>\$ 7,423,866,688</u>	<u>\$ 6,424,007,925</u>	<u>\$ 491,116,327</u>	<u>\$ 508,742,436</u>

**STATE OF MISSOURI
SUMMARY OF APPROPRIATION ACTIVITY
DEBT SERVICE FUNDS
FOR THE APPROPRIATION YEAR 2002**

<u>OFFICE OF ADMINISTRATION</u>	<u>H.B. No.</u>	<u>Appr. No.</u>	<u>Appropriations</u>	<u>Expenditures and Transfers Out</u>	<u>Biennial Rollovers and Reappropriations to 2003</u>	<u>Lapse of Appropriations</u>
<u>Board of Fund Commissioners</u>						
Water Pollution Control Bond and Interest - Series A 1991 Fund (0224) STATE WPC BONDS	01.050	9902	\$ 1,050,600	\$ 1,050,600	\$ ---	\$ ---
Water Pollution Control Bond and Interest - Series B 1992 Fund (0225) STATE WPC BONDS	01.050	1132	4,797,933	4,797,933	---	---
Water Pollution Control Bond and Interest - Series A 1992 Fund (0226) STATE WPC BONDS	01.050	0942	2,597,530	2,597,530	---	---
Water Pollution Control Bond and Interest - Series B&C 1991 Fund (0227) STATE WPC BONDS	01.050	0444	4,119,678	4,119,677	---	1
Water Pollution Control Bond and Interest - Series A 1993 Fund (0228) STATE WPC BONDS	01.050	1324	2,090,310	2,090,310	---	---
Water Pollution Control Bond and Interest - Series B 1993 Fund (0229) STATE WPC BONDS	01.050	1578	8,978,360	8,978,360	---	---
Third State Building Bond Interest and Sinking - Series A&B 1991 Fund (0232) 3RD STATE BLDG BONDS	01.090	0445	8,659,418	8,659,418	---	---
Third State Building Bond Interest and Sinking - Series A 1992 Fund (0233) 3RD STATE BLDG BONDS	01.090	1137	27,471,045	27,471,045	---	---
Third State Building Bond Interest and Sinking - Series A 1993 Fund (0234) 3RD STATE BLDG BONDS	01.090	1579	14,417,850	14,417,850	---	---
Water Pollution Control Bond and Interest - Series A 1995 Fund (0235) STATE WPC BONDS	01.050	0121	2,291,084	2,291,084	---	---
Water Pollution Control Bond and Interest - Series A 1996 Fund (0236) STATE WPC BONDS	01.050	2465	2,664,060	2,664,060	---	---

Water Pollution Control Bond and Interest - Series A 1998 Fund (0237)	01.050	3501	2,494,457	2,494,456	---	1
STATE WPC BONDS						
Water Pollution Control Bond and Interest - Series A 1999 Fund (0238)	01.050	1931	1,506,282	1,506,281	---	1
STATE WPC BONDS						
Fourth State Building Bond and Interest - Series A 1995 Fund (0240)	01.040	0104	5,735,320	5,735,320	---	---
4TH STATE BUILDING BONDS						
Fourth State Building Bond and Interest - Series A 1996 Fund (0241)	01.040	3351	9,511,413	9,511,413	---	---
4TH STATE BUILDING BONDS						
Fourth State Building Bond and Interest - Series A 1998 Fund (0242)	01.040	3500	3,563,038	3,563,038	---	---
4TH STATE BUILDING BONDS						
Stormwater Control Bond and Interest - Series A 1999 Fund (0243)	01.070	0007	1,506,282	1,506,281	---	1
STORMWATER CNTRL BONDS						
Water Pollution Control Bond and Interest - Series A 2001 Fund (0244)	01.050	3018	1,700,000	1,447,763	---	252,237
STATE WPC BONDS						
Stormwater Control Bond and Interest - Series A 2001 Fund (0245)	01.070	3019	860,000	723,820	---	136,180
STORMWATER CNTRL BONDS						
Subtotals			<u>106,014,660</u>	<u>105,626,239</u>	---	<u>388,421</u>
Appropriated Transfers Out To:						
Water Pollution Control Bond and Interest - Series B 1992 Fund (0225)	01.105	T536	78,650	78,612	---	38
Totals			<u>\$ 106,093,310</u>	<u>\$ 105,704,851</u>	<u>\$ ---</u>	<u>\$ 388,459</u>

**STATE OF MISSOURI
SUMMARY OF APPROPRIATION ACTIVITY
CAPITAL PROJECTS FUNDS
FOR THE APPROPRIATION YEAR 2002**

	<u>H.B. No.</u>	<u>Appr. No.</u>	<u>Appropriations</u>	<u>Expenditures and Transfers Out</u>	<u>Biennial Rollovers and Reappropriations to 2003</u>	<u>Lapse of Appropriations</u>
<u>OFFICE OF ADMINISTRATION</u>						
<u>Board of Fund Commissioners</u>						
Water Pollution Control - Series A 2002 - 37E Fund (0300)						
BOND ISSUANCE COSTS	01.100	3022	\$ 150,000	\$ ---	\$ ---	\$ 150,000
Stormwater - Series A 2002 - 37H Fund (0302)						
BOND ISSUANCE COSTS	01.100	3024	150,000	---	---	150,000
<u>DEPARTMENT OF HIGHER EDUCATION</u>						
<u>State Colleges and Universities</u>						
Fourth State Building - Series A 1998 Fund (0382)						
NEW GEN CLASSROOM BLDG	16.056	4606	19,855	---	19,855	---
<u>DEPARTMENT OF TRANSPORTATION</u>						
State Road Fund (0320)						
SERVICE OPERATIONS E&E	04.220	0118	87,241,770	76,810,650	---	10,431,120
TRANSPORTATION ENHANCEMNT	04.210	1819	9,400,000	9,285,205	---	114,795
BOND PRINCIPAL & INTEREST	04.205	3550	25,097,941	25,097,941	---	---
MAINTENANCE E&E	04.215	4399	109,777,200	98,350,826	---	11,426,374
CONSTRUCTION E&E	04.205	4402	98,263,520	97,114,230	---	1,149,290
CONSTRUCTION	04.205	4403	901,382,000	900,492,308	---	889,692
MULTIMODAL OPS ADMIN E&E	04.230	8904	15,000	7,107	---	7,893
State Road Fund - Series A 2000 (0321)						
CONSTRUCTION	04.205	3148	250,000,000	1,531,826	---	248,468,174
State Road Fund - Series A 2001 (0322)						
CONSTRUCTION	04.205	3152	415,000,000	207,240,144	---	207,759,856
<u>DEPARTMENT OF NATURAL RESOURCES</u>						
<u>Division of Environmental Quality</u>						
Water Pollution Control - Series A 1996 - 37C Fund (0353)						
CONST GRNTS WASTETRMT FAC	17.080	0695	17,142	17,142	---	---

Water Pollution Control - Series A 1998 - 37C

Fund (0355)

WASTEWATER FACILITY GRANT	06.340	1443	3,000,000	788,285	2,211,714	1
WASTEWATER FACILITY GRANT	17.074	2553	3,000,000	---	3,000,000	---
CONST GRNTS WASTETRMT FAC	17.078	2983	150,000	128,501	21,499	---
CONST GRNTS WASTETRMT FAC	17.080	2986	608,183	---	608,182	1
CONST GRNTS WASTETRMT FAC	17.082	2987	506,461	330,442	176,019	---
CONST GRNTS WASTETRMT FAC	17.084	2988	2,520,000	400,000	2,120,000	---
WASTEWATER FACILITY GRANT	17.076	3268	2,930,134	---	2,930,134	---
CONST GRNTS WASTETRMT FAC	17.086	4277	2,981,269	---	2,981,269	---

Water Pollution Control - Series A 1998 - 37E

Fund (0356)

STORMWATER CONTROL GRANTS	17.130	1544	2,117,823	1,237,531	880,292	---
STORMWATER CONTROL GRANTS	17.132	1548	1,000,000	---	1,000,000	---
STORMWATER GRANTS	17.126	2559	1,000,000	359,451	640,549	---
RURAL WATER&SEWER GRANTS	06.360	3487	10,660,000	896,244	9,763,756	---
STORMWATER CONTROL GRANTS	17.134	4288	813,549	363,575	449,974	---

Stormwater Control - Series A 1999 - 37H

Fund (0383)

STORMWATER GRANTS	06.355	0809	20,000,000	5,939,963	14,060,037	---
STORMWATER GRANTS	17.126	2558	19,483,672	5,040,859	14,442,813	---
STORMWATER GRANTS	17.128	3281	18,119,807	---	18,119,807	---

Water Pollution Control - Series A 1999 - 37G

Fund (0384)

RURAL WATER&SEWER GRANTS	06.360	1469	10,000,000	5,595,902	4,404,098	---
--------------------------	--------	------	------------	-----------	-----------	-----

DEPARTMENT OF PUBLIC SAFETY

Veterans' Commission Capital Improvement

Trust Fund (0304)

STATEWIDE MTN REPAIR	16.106	0293	451,720	383,193	68,527	---
DC STATEWIDE M&R	18.050	4690	500,000	---	500,000	---

Adjutant General

Veterans' Commission Capital Improvement

Trust Fund (0304)

WWII VETS RECOGNITION E&E	08.265	3430	3,000,000	627,994	2,372,005	1
---------------------------	--------	------	-----------	---------	-----------	---

Missouri Veterans' Commission

Veterans' Commission Capital Improvement

Trust Fund (0304)

EROSION CONTROL	16.192	0319	292,758	292,758	---	---
CONST 100 BED DEMENT UN	16.194	0411	3,304,955	46,781	3,258,174	---
CONST OUTPT CLIN STWIDE	16.198	0412	3,250,350	3,229,725	20,625	---
VET CEMETARY BLOOMFIELD	16.200	0414	333,386	125,357	208,029	---

**STATE OF MISSOURI
SUMMARY OF APPROPRIATION ACTIVITY
CAPITAL PROJECTS FUNDS
FOR THE APPROPRIATION YEAR 2002**

	H.B. No.	Appr. No.	Appropriations	Expenditures and Transfers Out	Biennial Rollovers and Reappropriations to 2003	Lapse of Appropriations
CONSTR PROJTS MVH CGVH	16.202	0415	1,401,936	1,212,931	189,005	---
VETERANS HOMES PS	08.220	0639	23,400	19,764	---	3,636
DES CONST 40 CAR PARKING	16.204	0990	50,000	50,000	---	---
VET CEMETARY JACKSONVILLE	16.200	1317	323,661	127,521	196,140	---
CONSTRUCT STORAGE FACILI	16.202	1318	277,611	277,611	---	---
DES CONST CAMERON VH	16.186	1477	5,921	3,256	2,665	---
VETERANS MEMORIALS GRNTS	17.194	2732	1,500,000	1,500,000	---	---
VC ST LOUIS DEMENTIA WING	16.196	3328	1,498,803	11,594	1,487,209	---
VC MT VERNON NEW HOME	16.196	3329	1,499,079	---	1,499,079	---
VC NEW CLINICS	16.196	3330	2,427,169	1,886,209	540,960	---
MTN MO V HOMES STWIDE	16.184	3780	95,840	66,104	29,736	---
IMPRV VET HOM STWIDE	16.188	3806	9,831,635	2,489,210	7,342,425	---
DES IMPRV VET CEMETARIES	16.190	3809	33,349	---	33,349	---
ADMIN & SERVICE PS	08.215	4481	596,512	564,690	---	31,822
ADMIN & SERVICE E&E	08.215	4482	2,546,250	945,650	1,582,645	17,955
VC ST LOUIS MVH ROOF	18.130	4740	71,156	---	71,156	---
VC SPFD CEMETERY EROSION	18.135	4741	171,319	72,662	98,657	---
VC HIGGINSVILLE CEMETERY	19.040	4888	339,897	18,192	321,705	---
VC SPRINGFIELD CEMETERY	19.040	4889	339,897	17,178	322,719	---
VC CAPE GIRARDEAU PATIO	19.045	4890	79,668	3,920	75,748	---
VETERANS SVS OFFICER PRGM	08.216	5052	750,000	406,363	---	343,637
LIBERTY MEMORIAL	15.105	5934	10,000,000	10,000,000	---	---
<u>DEPARTMENT OF SOCIAL SERVICES</u>						
<u>Division of Youth Services</u>						
Fourth State Building - Series A 1998 Fund (0382)						
CONSTRUCT YOUTH FACS	16.310	4592	4,185,136	11,961	4,173,175	---
IMPRV YOUTH FACILITIES	16.312	4599	807,193	69	807,124	---
<u>DEPARTMENT OF CORRECTIONS</u>						
<u>Division of Adult Institutions</u>						
Fourth State Building - Series A 1998 Fund (0382)						
FUEL TANK REMED STWIDE	16.252	0429	1,541,885	529,416	1,012,469	---
FIRESAFET IMPRV ENTERP	16.254	0431	3,541,452	158,805	3,382,647	---
DES CONST TIPTON TRTM	16.256	0432	357,362	231,402	125,960	---

DES INSTL EMER GEN STWIDE	16.258	0433	1,212,312	856,013	356,299	---
IMPRV GUARD HS CROSSRDS	16.260	0434	217,613	196,766	20,847	---
CONST SALLYPORT MAIN ENTR	16.262	0439	45,100	31,214	13,886	---
CONST SALLYPORT MAIN ENTR	16.264	0440	383,708	212,732	170,976	---
H2O TOWER WELL SEC SYS	16.266	0442	2,114,935	1,829,063	285,872	---
ERDCC BONNE TERRE CONSTR	16.268	3327	376,036	191,773	184,263	---
NEW CORRECTIONAL FACS	16.226	4591	41,160	---	41,160	---

Subtotals			<u>2,055,225,490</u>	<u>1,465,656,009</u>	<u>108,625,234</u>	<u>480,944,247</u>
-----------	--	--	----------------------	----------------------	--------------------	--------------------

Appropriated Transfers Out To:

General Revenue Fund (0101)	05.185	T285	183	183	---	---
Social Security Contributions Fund (0702)	05.245	T293	51,201	44,544	---	6,657
State Retirement Contributions Fund (0701)	05.260	T297	133,060	69,404	---	63,656
Missouri State Employees' Deferred Compensation Incentive Plan Administration Fund (0706)	05.280	T300	4,225	4,046	---	179
Missouri Consolidated Health Care Plan Benefit Fund (0765)	05.300	T304	71,150	71,046	---	104
Water and Wastewater Loan Fund and/or the Water and Wastewater Loan Revolving Fund (0602)	06.344	T315	10,600,000	7,416,341	3,183,659	---
Missouri Veterans' Homes Fund (0460)	08.335	T405	7,820,000	7,820,000	---	---
General Revenue Fund (0101)	17.023	T455	2,500,000	---	2,500,000	---
Water and Wastewater Loan Fund (0649)	17.090	T447	979,753	979,753	---	---
Water and Wastewater Loan Fund (0649)	17.092	T448	10,600,000	646,360	9,953,640	---
Water and Wastewater Loan Fund (0649)	17.094	T449	10,600,000	---	10,600,000	---
Water and Wastewater Loan Fund (0649)	17.096	T450	10,557,128	---	10,557,128	---
Water and Wastewater Loan Fund (0649)	17.098	T451	10,600,000	---	10,600,000	---
Water and Wastewater Loan Fund (0649)	17.088	T505	10,600,000	---	10,600,000	---
Water and Wastewater Loan Fund and/or the Water and Wastewater Loan Revolving Fund (0602)	17.100	T552	2,271,805	---	2,271,805	---
General Revenue Fund (0101)	15.220	T702	74,793	74,793	---	---

Subtotals			<u>77,463,298</u>	<u>17,126,470</u>	<u>60,266,232</u>	<u>70,596</u>
-----------	--	--	-------------------	-------------------	-------------------	---------------

Totals			<u>\$ 2,132,688,788</u>	<u>\$ 1,482,782,479</u>	<u>\$ 168,891,466</u>	<u>\$ 481,014,843</u>
--------	--	--	-------------------------	-------------------------	-----------------------	-----------------------

**STATE OF MISSOURI
SUMMARY OF APPROPRIATION ACTIVITY
PERMANENT FUNDS
FOR THE APPROPRIATION YEAR 2002**

	<u>H.B. No.</u>	<u>Appr. No.</u>	<u>Appropriations</u>	<u>Expenditures and Transfers Out</u>	<u>Biennial Rollovers and Reappropriations to 2003</u>	<u>Lapse of Appropriations</u>
<u>DEPARTMENT OF ELEMENTARY AND SECONDARY EDUCATION</u>						
State Public School Fund (0817) BOND INVESTMENTS	02.010	0519	\$ 21,300,000	\$ 21,242,472	\$ ---	\$ 57,528
<u>DEPARTMENT OF HEALTH</u>						
<u>Maternal Child and Family Health</u>						
Champ W. Smith and Mary C. Smith Memorial Endowment Trust Fund (0873) CHILD W/SPECIAL NEEDS	10.725	7727	35,000	26,432	---	8,568
<u>DEPARTMENT OF NATURAL RESOURCES</u>						
Confederate Memorial Park Fund (0812) REFUND ACCOUNTS	06.445	3546	165	---	---	165
Subtotals			<u>21,335,165</u>	<u>21,268,904</u>	<u>---</u>	<u>66,261</u>
Appropriated Transfers Out To:						
General Revenue Fund (0101)	15.220	T822	47	47	---	---
General Revenue Fund (0101)	15.220	T853	172	172	---	---
Subtotals			<u>219</u>	<u>219</u>	<u>---</u>	<u>---</u>
Totals			<u>\$ 21,335,384</u>	<u>\$ 21,269,123</u>	<u>\$ ---</u>	<u>\$ 66,261</u>

**STATE OF MISSOURI
SUMMARY OF APPROPRIATION ACTIVITY
ENTERPRISE FUNDS
FOR THE APPROPRIATION YEAR 2002**

	<u>H.B. No.</u>	<u>Appr. No.</u>	<u>Appropriations</u>	<u>Expenditures and Transfers Out</u>	<u>Biennial Rollovers and Reappropriations to 2003</u>	<u>Lapse of Appropriations</u>
<u>EXECUTIVE</u>						
<u>Attorney General</u>						
Petroleum Storage Tank Insurance Fund (0585)						
ATTORNEY GENERAL PS	12.160	4203	\$ 21,930	\$ 21,930	\$ ---	\$ ---
Lottery Enterprise Fund (0657)						
ATTORNEY GENERAL PS	12.160	3335	48,383	48,202	---	181
<u>OFFICE OF ADMINISTRATION</u>						
<u>Division of Accounting</u>						
Federal Surplus Property Fund (0407)						
DIV OF ACCOUNTING PS	05.010	9836	39,228	39,227	---	1
<u>Division of Facilities Management</u>						
Federal Surplus Property Fund (0407)						
CONTINGENCY SHORTFALLS	13.130	3141	57,500	---	57,500	---
<u>Division of Purchasing and Materials Management</u>						
Federal Surplus Property Fund (0407)						
FIXED PRICE VEHICLE PRGM	05.095	0825	1,040,000	1,012,010	---	27,990
SURPLUS PROPERTY PS	05.095	9347	675,742	632,325	---	43,417
SURPLUS PROPERTY E&E	05.095	9348	752,884	425,750	---	327,134
SURPLUS PROPERTY RECYCLE	05.100	9349	16,000	14,015	---	1,985
<u>DEPARTMENT OF AGRICULTURE</u>						
<u>Office of the Director</u>						
Single-Purpose Animal Facilities Loan Program Fund (0408)						
DIRECTOR'S OFFICE E&E	06.005	1564	287	287	---	---
DIRECTOR'S OFFICE PS	06.005	1577	376	376	---	---
AG&SMALL BUS DEV AUTH PS	06.010	1790	58,282	58,033	---	249
AG&SMALL BUS DEV AUTH E&E	06.010	1795	22,254	5,540	---	16,714

Single-Purpose Animal Facilities Loan Guarantee Fund (0409)							
AGR LOAN GUARANTEE FUNDNG	17.042	2385	2,000,000	---	2,000,000	---	
AGR LOAN GUARANTEE FUNDNG	17.046	3567	1,000,000	---	1,000,000	---	
AGR LOAN GUARANTEE FUNDNG	17.050	4378	1,067,000	---	1,067,000	---	
State Fair Fees Fund (0410)							
DIRECTOR'S OFFICE E&E	06.005	1589	6,840	6,840	---	---	
DIRECTOR'S OFFICE PS	06.005	1593	8,950	8,950	---	---	
Agricultural Product Utilization and Business Development Loan Guarantee Fund (0411)							
EST INIT FUNDS APU GRANTS	17.056	4383	1,000,000	---	1,000,000	---	
Agricultural Product Utilization Grant Fund (0413)							
UTILIZATION GRANTS	17.058	2579	3,016	3,016	---	---	
EST INIT FUNDG APU GRNT	17.052	4382	25,159	23,273	1,886	---	

Missouri State Fair

State Fair Fees Fund (0410)							
FUNDING TO START FAIR	06.120	0228	75,000	24,540	---	50,460	
STATE FAIR ADMIN PS	06.115	0270	874,743	652,179	---	222,564	
STATE FAIR ADMIN E&E	06.115	0274	3,056,971	2,680,296	---	376,675	
STATE FAIR EQUIP REPLACE	06.122	1878	172,062	11,387	---	160,675	

DEPARTMENT OF NATURAL RESOURCES

State Park Earnings Fund (0415)							
SALES TAX GR REIMBURSE	06.450	2379	245,800	231,721	---	14,079	
AGENCY WIDE OPERATIONS	17.060	2688	15,774	---	15,774	---	
REFUND ACCOUNTS	06.445	2737	26,095	23,136	---	2,959	
Natural Resources Revolving Services Fund (0425)							
DNR LEASING	13.045	1613	860	426	434	---	
DNR REVOLVING FUND	06.440	2132	2,644,470	806,698	---	1,837,772	
LEASE AND/OR STATE OWNED	13.017	2621	113	18	95	---	
SALES TAX GR REIMBURSE	06.450	3085	4,200	371	---	3,829	
REFUND ACCOUNTS	06.445	3372	1,119	645	---	474	
Historic Preservation Revolving Fund (0430)							
REFUND ACCOUNTS	06.445	3373	165	---	---	165	
Petroleum Storage Tank Insurance Fund (0585)							
LEASE AND/OR STATE OWNED	13.017	2635	91,507	41,783	49,724	---	
AGENCY WIDE OPERATIONS	17.060	2695	200	---	200	---	
DNR LEASING	17.228	3350	11,678	---	11,678	---	
DNR LEASING	13.045	4313	95,036	52,746	42,290	---	

**STATE OF MISSOURI
SUMMARY OF APPROPRIATION ACTIVITY
ENTERPRISE FUNDS
FOR THE APPROPRIATION YEAR 2002**

	H.B. No.	Appr. No.	Appropriations	Expenditures and Transfers Out	Biennial Rollovers and Reappropriations to 2003	Lapse of Appropriations
<u>Petroleum Storage Tank Insurance Board</u>						
Petroleum Storage Tank Insurance Fund (0585)						
PETRO STORAGE TANK REFUND	06.215	2880	60,000	44,100	---	15,900
MTBE ACTIVITIES	17.156	3252	2,303,545	365,251	1,938,294	---
PETRO STORAGE TANK BD PS	06.215	3532	119,011	105,924	---	13,087
PETRO STORAGE TANK BD E&E	06.215	3533	2,559,300	2,287,345	---	271,955
PETRO STORAGE TANK INSUR	06.215	3534	24,990,000	16,424,520	---	8,565,480
<u>Environmental Improvement and Energy Resources</u>						
State Environmental Improvement Authority Fund (0654)						
EIERA	06.230	8029	1	---	---	1
<u>Division of Administrative Support</u>						
State Park Earnings Fund (0415)						
CONTRACT AUDITS	06.205	3473	100,000	22,500	---	77,500
Natural Resources Revolving Services Fund (0425)						
DIV OF ADMIN SUPPORT PS	06.205	2092	34,870	34,209	---	661
DIV OF ADMIN SUPPORT E&E	06.205	2093	6,621	1,163	---	5,458
<u>Division of Environmental Quality</u>						
Petroleum Storage Tank Insurance Fund (0585)						
ENVIRONMENT QUALITY PS	06.300	0863	1,093,606	982,656	---	110,950
ENVIRONMENT QUALITY E&E	06.300	0864	213,010	210,983	---	2,027
<u>Division of Geology and Land Survey</u>						
Petroleum Storage Tank Insurance Fund (0585)						
DGLS OPERATION PS	06.295	1954	34,757	30,225	---	4,532
DGLS OPERATION E&E	06.295	1955	6,400	2,457	---	3,943

Division of State Parks

State Park Earnings Fund (0415)

MAJOR CAPITAL REPAIR	16.150	0306	452,144	350,036	102,108	---
ROAD PARKING TRAIL MA	16.154	0310	261,244	30,156	231,088	---
CONST RENOVVTN STATEWIDE	16.158	0383	584,511	451,489	133,022	---
EXH REN PARKS HIST SITES	16.162	0386	631,397	323,418	307,979	---
STATE PARK OPERATION PS	06.235	1940	842,696	840,610	---	2,086
STATE PARK OPERATION E&E	06.235	1941	1,389,473	1,150,222	---	239,251
PARKS RESALE	06.260	1971	460,000	459,733	---	267
PARKS CONCESSIONS DEFAULT	06.265	1972	200,000	---	---	200,000
GIFTS TO PARKS	06.250	2392	205,000	171,995	---	33,005
STATE PARK GRANTS	06.275	2394	175,000	1,000	---	174,000
EQUIPMENT PURCHASE	06.255	3464	2,147,500	859,946	---	1,287,554
H2O WASTE H20 PARKS ACQ	16.144	3516	226,563	81,676	144,887	---
CI EXPEND OF GIFTS ETC	16.132	3519	53,451	29,162	24,289	---
INTERMODAL STEA MATCH	16.134	3522	65,951	46,046	19,905	---
IMPRV PARKS HIST SITES	16.138	3524	428,631	182,307	246,324	---
STATE PARKS EXPENSE AUTH	18.065	4707	200,000	3,700	196,300	---
PARKS ROADS & TRAILS	18.080	4710	480,000	77,779	402,221	---
ROARING RIVER SHOWERHOUSE	18.095	4714	148,531	88,395	60,136	---
WATKINS MILL VISITOR CTR	18.095	4718	81,278	4,744	76,534	---
PARKS STATEWIDE EXHIBITS	18.085	4874	700,000	---	700,000	---
PARKS-LAND PURCHASES	19.020	4879	1,000,000	461,574	538,426	---
MASTADON HVAC	19.025	4880	354,325	281,399	72,926	---
WASHINGTON LAND PURCHASE	19.025	4881	65,000	62,533	2,467	---
BENNETT SPRINGS STORE	19.025	4882	617,188	22,439	594,749	---
RT 66 SITE DEVELOPMENT	19.025	4883	50,000	---	50,000	---
Historic Preservation Revolving Fund (0430)						
STATE PARK OPERATION PS	06.235	1948	55,504	47,715	---	7,789
STATE PARK OPERATION E&E	06.235	1950	1,000,000	44,283	---	955,717
PARKS HISTORIC PRESERV	18.090	4711	1,000,000	---	1,000,000	---

DEPARTMENT OF PUBLIC SAFETY

Missouri Veterans' Homes Fund (0460)

MANAGED BY FM	13.015	1098	22,278	8,153	14,125	---
---------------	--------	------	--------	-------	--------	-----

Missouri Veterans' Commission

Missouri Veterans' Homes Fund (0460)

VETERANS HOMES PS	08.220	2342	21,646,061	21,160,529	---	485,532
VETERANS HOMES E&E	08.220	2344	11,930,991	11,165,425	---	765,566
ADMIN & SERVICE PS	08.215	8735	460,221	435,392	---	24,829
ADMIN & SERVICE E&E	08.215	8737	724,353	617,080	---	107,273

**STATE OF MISSOURI
SUMMARY OF APPROPRIATION ACTIVITY
ENTERPRISE FUNDS
FOR THE APPROPRIATION YEAR 2002**

	<u>H.B. No.</u>	<u>Appr. No.</u>	<u>Appropriations</u>	<u>Expenditures and Transfers Out</u>	<u>Biennial Rollovers and Reappropriations to 2003</u>	<u>Lapse of Appropriations</u>
<u>DEPARTMENT OF REVENUE</u>						
Revenue Information Fund (0619) MANAGED BY FM	13.015	1063	43,700	---	43,700	---
<u>Division of Administration</u>						
Petroleum Storage Tank Insurance Fund (0585) DIV OF ADMINISTRATION E&E	04.005	3075	14,972	---	---	14,972
Revenue Information Fund (0619) POSTAGE	04.010	0081	158,731	158,731	---	---
DIV OF ADMINISTRATION PS	04.005	4586	170,127	170,127	---	---
DIV OF ADMINISTRATION E&E	04.005	7329	125,550	88,854	---	36,696
<u>Division of Motor Vehicle and Drivers</u>						
<u>Licensing</u>						
Revenue Information Fund (0619) MV/DL CENTRAL OFFICE PS	04.005	8358	244,085	243,494	---	591
MV/DL CENTRAL OFFICE E&E	04.005	8359	230,871	230,871	---	---
<u>Division of Taxation</u>						
Petroleum Storage Tank Insurance Fund (0585) DIV OF TAXATION PS	04.005	0574	22,505	21,781	---	724
DIV OF TAXATION E&E	04.005	0575	1,110	1,104	---	6
<u>Missouri Lottery Commission</u>						
Lottery Enterprise Fund (0657) LOTTERY LEASING	13.010	3307	657,234	328,617	328,617	---
LOTTERY HQ REPLACE HVAC	18.020	4676	116,683	5,788	110,895	---
LOTTERY COMMISSION PRIZES	04.185	6215	80,000,000	76,239,977	---	3,760,023
LOTTERY COMMISSION PS	04.180	9156	6,901,724	6,352,706	---	549,018
LOTTERY COMMISSION E&E	04.180	9157	40,810,057	36,639,898	---	4,170,159
Subtotals			<u>224,837,385</u>	<u>187,277,937</u>	<u>12,585,573</u>	<u>24,973,875</u>

Appropriated Transfers Out To:

Lottery Proceeds Fund (0291)	04.190	T275	160,092,441	160,092,441	---	---
General Revenue Fund (0101)	05.160	T283	35,217	31,915	---	3,302
General Revenue Fund (0101)	05.185	T285	865,378	806,251	---	59,127
Social Security Contributions Fund (0702)	05.245	T293	2,459,048	2,384,807	---	74,241
State Retirement Contributions Fund (0701)	05.260	T297	3,875,596	3,668,652	---	206,944
Missouri State Employees' Deferred Compensation Incentive Plan Administration Fund (0706)	05.280	T300	167,205	148,603	---	18,602
Missouri Consolidated Health Care Plan Benefit Fund (0765)	05.300	T304	4,488,133	4,304,942	---	183,191
Natural Resources Cost Allocation Fund (0500)	06.460	T320	761,678	739,714	---	21,964
Natural Resources Cost Allocation Fund (0500)	06.460	T322	38,604	37,493	---	1,111
Natural Resources Cost Allocation Fund (0500)	06.460	T327	339,499	318,639	---	20,860
State Facility Maintenance and Operation Fund (0501)	13.120	T428	2	---	2	---
General Revenue Fund (0101)	18.280	T437	11,864	4,269	7,595	---
General Revenue Fund (0101)	05.120	T468	17,420	12,267	---	5,153
State Road Fund (0320)	04.170	T534	1,454,843	---	---	1,454,843
State Highways and Transportation Department Fund (0644)	05.540	T541	1	---	---	1
Department of Revenue Information (0619)	05.545	T542	861,990	861,989	---	1
General Revenue Fund (0101)	15.220	T704	1,898	1,898	---	---
General Revenue Fund (0101)	15.220	T705	37,054	37,054	---	---
General Revenue Fund (0101)	15.220	T706	1,286	1,286	---	---
General Revenue Fund (0101)	15.220	T707	82,110	82,110	---	---
General Revenue Fund (0101)	15.220	T708	21	---	---	21
General Revenue Fund (0101)	15.220	T709	12,071	12,071	---	---
General Revenue Fund (0101)	15.220	T710	3,792	3,792	---	---
General Revenue Fund (0101)	15.220	T711	618,232	618,232	---	---
General Revenue Fund (0101)	15.220	T749	210,998	210,998	---	---
General Revenue Fund (0101)	15.220	T765	24,825	24,825	---	---
Subtotals			<u>176,461,206</u>	<u>174,404,248</u>	<u>7,597</u>	<u>2,049,361</u>
Totals			<u>\$ 401,298,591</u>	<u>\$ 361,682,185</u>	<u>\$ 12,593,170</u>	<u>\$ 27,023,236</u>

**STATE OF MISSOURI
SUMMARY OF APPROPRIATION ACTIVITY
INTERNAL SERVICE FUNDS
FOR THE APPROPRIATION YEAR 2002**

	<u>H.B. No.</u>	<u>Appr. No.</u>	<u>Appropriations</u>	<u>Expenditures and Transfers Out</u>	<u>Biennial Rollovers and Reappropriations to 2003</u>	<u>Lapse of Appropriations</u>
<u>LEGISLATURE</u>						
<u>Senate</u>						
Senate Revolving Fund (0535)						
SENATE CONTINGENT EXP	12.400	4505	\$ 40,000	\$ ---	\$ ---	\$ 40,000
<u>House of Representatives</u>						
House of Representatives Revolving Fund (0520)						
HOUSE REVOLVING FUND	12.405	3165	45,000	23,493	---	21,507
<u>JUDICIARY</u>						
<u>Judicial Proceedings and Review</u>						
Supreme Court Publications Revolving Fund (0525)						
JUD PROCEED & REVIEW E&E	12.200	4506	80,000	79,980	---	20
<u>EXECUTIVE</u>						
<u>State Treasurer</u>						
Central Check Mailing Service Revolving Fund (0515)						
STATE TREASURER E&E	12.110	2212	225,000	167,928	---	57,072
<u>OFFICE OF ADMINISTRATION</u>						
<u>Division of Information Services</u>						
Office of Administration Revolving Administrative Trust Fund (0505)						
DIV OF INFO SERVICES PS	05.030	0008	5,533,046	4,965,529	---	567,517
DIV OF INFO SERVICES E&E	05.030	2147	33,470,636	20,827,641	---	12,642,995
INFO SERVICES PS/E&E FLEX	05.030	2836	150,000	---	---	150,000
TELECOM REVOLVING FUND	05.035	6334	40,000,000	33,040,154	---	6,959,846

Division of Design and Construction

Office of Administration Revolving Administrative

Trust Fund (0505)

CONSTRUCTION ADMIN PS	05.050	0125	851,200	663,849	---	187,351
CONSTRUCTION ADMIN E&E	05.050	0126	320,000	243,490	---	76,510
STATEWIDE EMERGENCY REQ	16.096	0264	49,988	19,288	30,700	---
STATEWIDE UNPROGRAM REQ	16.100	0280	331,051	250,355	80,696	---
STATEWIDE MTN REPAIR	16.106	0289	295,578	115,638	179,940	---
DIV OF D&C E&E	17.024	2524	131,958	131,958	---	---
REFUND BID PLAN DEPOSITS	05.055	3436	140,000	5,660	---	134,340
DIV OF D&C E&E	05.045	4416	532,339	478,003	---	54,336
DC STATEWIDE EMERGENCY	18.025	4678	50,000	---	50,000	---
DC STATEWIDE UNPROGRAMMED	18.035	4681	400,000	399	399,601	---
DC STATEWIDE M&R	18.050	4688	400,000	---	400,000	---
DIV OF D&C PS	05.045	9174	2,557,976	2,503,630	---	54,346

Division of Facilities Management

State Facility Maintenance and Operation

Fund (0501)

MANAGED BY FM	13.015	1066	526,498	247,519	278,979	---
STATE OFF BUILDINGS E&E	05.145	2148	11,492,174	11,492,160	---	14
STATE OFF BUILDINGS PS	05.145	2605	6,065,760	5,977,543	---	88,217
OPERATIONAL M & R	05.150	2606	572,083	564,106	---	7,977
BUILDING MODIFICATIONS	05.165	2607	990,000	807,335	---	182,665
MANSION DONATIONS	05.142	3046	40,000	2,017	---	37,983

Office of Administration Revolving Administrative

Trust Fund (0505)

REPL ROOF TCKPT SEAL EXT	16.118	0295	305,121	77,025	228,096	---
INSTL BLD HUMDTY SYS WSOB	16.122	0377	91,707	51,378	40,329	---
DES IMPRV CAP COMPX	16.112	1042	33,750	---	33,750	---
MANAGED BY FM	13.015	1067	394,030	173,476	220,554	---
REPLACE EMERGENCY GENERA	16.118	1115	368,793	332,793	36,000	---
REPLACE CHILLER	16.118	1117	231,515	69,955	161,560	---
REPLACE LIGHT FIXTURES	16.118	1118	11,443	5,015	6,428	---
REPL CHILLER ENVIR CTRL	16.122	1205	421,740	128,471	293,269	---
DIV OF FACILITIES MGMT PS	05.110	1874	1,130,088	1,042,810	---	87,278
DIV OF FAC MGMT E&E	05.110	1875	233,386	202,162	---	31,224
SHARED LEASE COSTS	05.125	2823	2,297,179	2,045,456	---	251,723
CONSOLIDATED LEASES	13.030	3267	3,000,000	220,533	2,779,467	---
DES SECUR IMPRV ST FACS	16.116	3799	1,816,891	132,188	1,684,703	---
SYSTEMS FURNITURE	13.025	4428	2,853,000	---	2,853,000	---
JEFFERSON BLDG CAULKING	18.055	4696	134,587	---	134,587	---
PENNEY'S BLDG HVAC	18.055	4697	202,305	3,375	198,930	---

**STATE OF MISSOURI
SUMMARY OF APPROPRIATION ACTIVITY
INTERNAL SERVICE FUNDS
FOR THE APPROPRIATION YEAR 2002**

	H.B. No.	Appr. No.	Appropriations	Expenditures and Transfers Out	Biennial Rollovers and Reappropriations to 2003	Lapse of Appropriations
SUPREME COURT HVAC	18.055	4698	2,164,920	129,641	2,035,279	---
SUPREME COURT PLUMBING	18.055	4699	834,384	---	834,384	---
TRUMAN BLDG CHILLERS	18.055	4700	1,162,457	---	1,162,457	---
WAINWRIGHT ELEC SWITCH	18.055	4701	216,782	4,993	211,789	---
WAINWRIGHT FIRE ALARMS	18.055	4702	145,921	14,350	131,571	---
<u>Division of General Services</u>						
Office of Administration Revolving Administrative Trust Fund (0505)						
DIV OF GENERAL SERVS PS	05.175	4538	2,360,028	2,163,833	---	196,195
DIV OF GENERAL SERVS E&E	05.175	4540	1,813,342	1,272,634	---	540,708
CENTRAL SUPPLY/SERVICES	05.205	6259	4,750,000	4,504,509	---	245,491
<u>Division of Personnel</u>						
Office of Administration Revolving Administrative Trust Fund (0505)						
DIV PERSONNEL E&E	05.060	2249	320,000	153,007	---	166,993
DIV PERSONNEL PS	05.060	8007	59,302	56,244	---	3,058
EMPLOYEE SUGGESTION AWARD	05.080	9846	10,000	1,119	---	8,881
<u>Division of Purchasing and Materials Management</u>						
Office of Administration Revolving Administrative Trust Fund (0505)						
BID & PERFORM BOND REFUND	05.090	7349	2,112,000	1,335,000	---	777,000
<u>Missouri Public Entity Risk Management</u>						
Office of Administration Revolving Administrative Trust Fund (0505)						
MOPERM PS	05.230	8471	560,742	428,323	---	132,419
MOPERM E&E	05.230	8472	64,847	24,479	---	40,368

Office of Information TechnologyOffice of Administration Revolving Administrative
Trust Fund (0505)

INFO TECHNOLOGY E&E	17.026	2521	341,597	73,306	268,291	---
INFO TECHNOLOGY PS	05.240	2610	173,589	164,745	---	8,844
INFO TECHNOLOGY E&E	05.240	2611	100,939	53,626	---	47,313
INFO TECHNOLOGY E&E	17.028	3221	83,640	---	83,640	---
OIT PROJECT OVERSIGHT E&E	05.240	3413	156,949	---	156,949	---
E-GOVERNMENT PS	05.240	4594	51,523	51,522	1	---
E-GOVERNMENT E&E	05.240	4595	2,786,831	669,885	1,322,207	794,739
OIT PROJECT OVERSIGHT PS	05.240	5169	20,051	20,050	1	---

DEPARTMENT OF ECONOMIC DEVELOPMENT

Professional Registration Fees Fund (0689)

DED LEASING	13.050	1988	22,440	10,450	11,990	---
-------------	--------	------	--------	--------	--------	-----

Administrative ServicesEconomic Development Administrative
Fund (0547)

REFUNDS	07.005	0812	5,000	---	---	5,000
ADMINISTRATIVE SVS E&E	07.005	2174	2,071,592	128,116	---	1,943,476
ADMINISTRATIVE SVS PS	07.005	3614	1,103,169	1,013,878	---	89,291
ADMIN SVS PS/E&E FLEX	07.005	5091	122,574	---	---	122,574

Economic Development AgenciesEconomic Development Administrative
Fund (0547)

BUSINESS DEVELOPMENT PS	07.020	0816	87,269	21,780	---	65,489
COMM DEV CORPS TRAINING	07.065	1028	250,000	---	---	250,000
MID AMERICA MANF TECH CTR	07.020	2024	2,600,000	---	---	2,600,000
BUSINESS DEVELOPMENT E&E	07.020	2177	25,600	---	---	25,600

Regulatory Agencies

Professional Registration Fees Fund (0689)

EXAMINATION & OTHER FEES	07.210	1010	88,000	56,501	---	31,499
ADMINISTRATION PS	07.210	1032	2,837,932	2,637,533	---	200,399
ADMINISTRATION E&E	07.210	2207	1,748,204	1,375,373	---	372,831
DIV PROF REG ADMIN PS EE	17.186	4362	282,000	282,000	---	---
PR REFUNDS	07.210	5407	62,300	62,262	---	38

**STATE OF MISSOURI
SUMMARY OF APPROPRIATION ACTIVITY
INTERNAL SERVICE FUNDS
FOR THE APPROPRIATION YEAR 2002**

	<u>H.B. No.</u>	<u>Appr. No.</u>	<u>Appropriations</u>	<u>Expenditures and Transfers Out</u>	<u>Biennial Rollovers and Reappropriations to 2003</u>	<u>Lapse of Appropriations</u>
<u>DEPARTMENT OF MENTAL HEALTH</u>						
Mental Health Interagency Payments Fund (0109)						
WORK THERAPY PS	10.045	3891	80,519	64,577	---	15,942
WORK THERAPY E&E	10.045	3892	600	600	---	---
<u>Division of Comprehensive Psychiatric Services</u>						
Mental Health Interagency Payments Fund (0109)						
DYS/DFS CLIENTS SVS PS	10.240	0354	917,027	916,971	---	56
ADULT COMMUNITY PROGRAM	10.210	1856	250,000	---	---	250,000
DYS/DFS CLIENTS SVS E&E	10.240	2060	320,229	69,906	---	250,323
DYS/DFS SVS PS/E&E FLEX	10.240	5104	101,892	68,733	---	33,159
<u>Division of Mental Retardation - Developmental Disabilities</u>						
Mental Health Interagency Payments Fund (0109)						
DFS CLIENTS	10.415	0399	1,049,857	1,049,063	---	794
CHILDHOOD INTERVENT SVS & 15.137	10.415	4111	6,951,698	6,207,432	---	744,266
<u>DEPARTMENT OF NATURAL RESOURCES</u>						
Natural Resources Cost Allocation Fund (0500)						
LEASE AND/OR STATE OWNED	13.017	2622	17,308	9,136	8,172	---
REFUND ACCOUNTS	06.445	2738	4,478	---	---	4,478
DNR LEASING	13.045	4307	61,910	29,675	32,235	---
<u>Office of Director</u>						
Natural Resources Cost Allocation Fund (0500)						
DIRECTOR'S OFFICE PS	06.200	0631	145,070	145,060	---	10
DIRECTOR'S OFFICE E&E	06.200	0634	11,371	11,277	---	94
<u>Division of Administrative Support</u>						
Natural Resources Cost Allocation Fund (0500)						
DIV OF ADMIN PS/E&E FLEX	06.205	0565	191,523	166,077	---	25,446
DIV OF ADMIN SUPPORT E&E	06.205	2473	3,184,780	2,958,675	---	226,105
DIV OF ADMIN SUPPORT PS	06.205	8823	1,834,020	1,831,390	---	2,630

Energy Center

Natural Resources Cost Allocation Fund (0500)							
ENERGY PRGM OPERATING PS	06.220	8796	80,447	77,902	---	2,545	
ENERGY PRGM OPERATING E&E	06.220	8797	7,400	7,369	---	31	

Division of Environmental Quality

Natural Resources Cost Allocation Fund (0500)						
ENVIRONMENT QUALITY PS	06.300	0854	1,165,370	1,165,054	---	316
ENVIRONMENT QUALITY E&E	06.300	0855	373,185	369,417	---	3,768

Division of Geology and Land Survey

Natural Resources Cost Allocation Fund (0500)						
DGLS OPERATION PS	06.295	2402	178,627	175,859	---	2,768
DGLS OPERATION E&E	06.295	2409	15,185	13,819	---	1,366

Division of State Parks

Natural Resources Cost Allocation Fund (0500)						
STATE PARK OPERATION PS	06.235	1952	1,046,278	1,046,277	---	1
STATE PARK OPERATION E&E	06.235	1953	140,229	108,992	---	31,237
State Facility Maintenance and Operation Fund (0501)						
STATE PARKS OPERATION PS	06.235	3462	256,740	207,122	---	49,618
STATE PARKS OPERATION E&E	06.235	3463	111,327	107,424	---	3,903

DEPARTMENT OF PUBLIC SAFETY

Office of Administration Revolving Administrative Trust Fund (0505)						
STATEWIDE UNPROGRAM REQ	16.100	0280	12	---	12	---
STATEWIDE MTN REPAIR	16.106	0289	100,308	77,437	22,871	---
STATEWIDE EMERGENCY REQ	16.096	0264	12	---	12	---

State Highway Patrol

Office of Administration Revolving Administrative Trust Fund (0505)						
REPL ROOF AC CONTROLS	16.182	0315	76,328	63,561	12,767	---
CONNECT BUILDINGS SEWER	16.182	1122	35,552	2,945	32,607	---
REPLACE EMERGENCY GENERA	16.182	1123	61,536	27,666	33,870	---
REPLACE TWO ROOFTOP HVAC	16.182	1124	50,189	24,025	26,164	---
REPLACE ROOF HEADQUAR	16.182	1125	9,615	8,052	1,563	---
REPL COOL TOWER CONST	16.182	1126	195,312	89,695	105,617	---
REPLACE ROOF	16.182	1127	70,291	---	70,291	---
REPLACE TWO ROOFTOP HVAC	16.182	1129	58,159	---	58,159	---

**STATE OF MISSOURI
SUMMARY OF APPROPRIATION ACTIVITY
INTERNAL SERVICE FUNDS
FOR THE APPROPRIATION YEAR 2002**

	H.B. No.	Appr. No.	Appropriations	Expenditures and Transfers Out	Biennial Rollovers and Reappropriations to 2003	Lapse of Appropriations
HP STATEWIDE FIRE ALARM	18.125	4726	329,159	18,089	311,070	---
HP STATEWIDE ELEC TEST	18.125	4727	161,584	89,467	72,117	---
HP GHQ ACADEMY HVAC	18.125	4728	140,634	6,416	134,218	---
HP GHQ DORM CARPET	18.125	4729	109,836	95,510	14,326	---
HP GHQ HVAC	18.125	4730	266,445	24,645	241,800	---
HP GHQ EXT WALL PANELS	18.125	4731	319,926	26,007	293,919	---
HP TROOP A EXT WALLS	18.125	4732	221,878	8,420	213,458	---
HP TROOP B HVAC	18.125	4733	163,288	16,917	146,371	---
HP TROOP D HVAC	18.125	4734	286,544	10,160	276,384	---
HP TROOP D FIRING RANGE	18.125	4735	48,398	48,398	---	---
HP TROOP E FIRING RANGE	18.125	4736	48,398	31,383	17,015	---
HP TROOP F DRIVEWAY	18.125	4737	84,304	83,712	592	---
HP TROOP I HVAC	18.125	4738	139,542	14,462	125,080	---
HP DRIVING SKID PAD	18.125	4739	55,273	55,273	---	---
<u>Adjutant General</u>						
Adjutant General Revolving Fund (0530)						
A G ARMORY RENTALS	08.290	4767	60,000	48,577	---	11,423
<u>DEPARTMENT OF SOCIAL SERVICES</u>						
<u>Information Services and Technology Division</u>						
Social Services Administrative Trust Fund (0545)						
DATA PROCESSING PS	11.045	0147	36,353	33,670	---	2,683
DATA PROCESSING E&E	11.045	2131	403,289	115,540	---	287,749
<u>Division of General Services</u>						
Social Services Administrative Trust Fund (0545)						
CENTRALIZED INVENTORY SYS	11.050	1008	9,700,000	5,152,695	---	4,547,305
GENERAL SERVICES E&E	11.050	1696	250,000	128,131	---	121,869
<u>Division of Child Support Enforcement</u>						
Social Services Administrative Trust Fund (0545)						
CSE ADMIN E&E	11.060	8461	39,690	---	---	39,690

DEPARTMENT OF CORRECTIONS

Working Capital Revolving Fund (0510)

JOBS VOCATIONAL ED PS	09.410	2368	1,010,353	970,511	---	39,842
JOBS VOCATIONAL ED E&E	09.410	2369	718,043	---	---	718,043

Inmate Revolving Fund (0540)

INMATE FUND PROGRAMS PS	09.025	5508	719,191	568,563	---	150,628
INMATE FUND PROGRAMS E&E	09.025	5509	126,097	2,204	---	123,893

Office of the Director

Working Capital Revolving Fund (0510)

GENERAL SERVICES PS	09.010	2775	71,325	64,088	---	7,237
---------------------	--------	------	--------	--------	-----	-------

Division of Offender Rehabilitative Services

Working Capital Revolving Fund (0510)

VOCATIONAL ENTERPRIS E&E	09.415	2776	26,344,542	12,759,148	---	13,585,394
VOCATIONAL ENTERPRISES PS	09.415	2967	7,447,058	6,151,244	---	1,295,814
PRISON INDUSTRY ENHANCE	09.416	3155	962,762	---	---	962,762
DORS-MO VOC ENTERPRISE	13.080	3166	347,170	126,692	220,478	---
FUEL AND UTILITIES	09.030	4281	1,000,000	1,000,000	---	---
TELECOMMUNICATIONS	09.035	5681	256,400	---	---	256,400

Division of Adult Institutions

Working Capital Revolving Fund (0510)

DAI STAFF PS	09.200	1994	53,760	---	---	53,760
JEFF CITY CORR CTR PS	09.205	1995	188,161	187,820	---	341
MOBERLY CORR CTR PS	09.225	1997	161,281	156,470	---	4,811
MO EASTERN CORR CTR PS	09.235	2001	53,760	24,700	---	29,060

Inmate Revolving Fund (0540)

OZARK CORR CTR PS	09.220	1996	157,182	130,916	---	26,266
-------------------	--------	------	---------	---------	-----	--------

Division of Probation and Parole

Inmate Revolving Fund (0540)

RESIDENTIAL TRTMNT FAC	09.515	1467	1,949,598	1,949,598	---	---
COMM CORR COORD UNIT PS	09.515	9716	157,734	61,798	---	95,936
ELECTRONIC MONITORING	09.515	9717	1,103,110	1,102,688	---	422

Subtotals

225,258,198

152,166,571

18,780,316

54,311,311**Appropriated Transfers Out To:**

General Revenue Fund (0101)	05.040	T277	2,078,000	2,077,391	---	609
General Revenue Fund (0101)	05.160	T283	1,009,841	668,384	---	341,457
General Revenue Fund (0101)	05.185	T284	1,122	1,122	---	---
General Revenue Fund (0101)	05.185	T285	401,899	396,869	---	5,030
State Legal Expense Fund (0692)	05.195	T287	25,000	---	---	25,000

**STATE OF MISSOURI
SUMMARY OF APPROPRIATION ACTIVITY
INTERNAL SERVICE FUNDS
FOR THE APPROPRIATION YEAR 2002**

	H.B. No.	Appr. No.	Appropriations	Expenditures and Transfers Out	Biennial Rollovers and Reappropriations to 2003	Lapse of Appropriations
Social Security Contributions Fund (0702)	05.245	T293	2,755,256	2,625,569	---	129,687
State Retirement Contributions Fund (0701)	05.260	T297	4,707,715	4,338,805	---	368,910
Missouri State Employees' Deferred Compensation Incentive Plan Administration Fund (0706)	05.280	T300	252,169	217,431	---	34,738
Missouri Consolidated Health Care Plan Benefit Fund (0765)	05.300	T304	4,473,011	4,366,607	---	106,404
General Revenue Fund (0101)	05.500	T308	160,887	160,885	---	2
General Revenue Fund (0101)	18.280	T437	188,870	92,867	96,003	---
General Revenue Fund (0101)	05.120	T468	34,940	33,013	---	1,927
Economic Development Administrative Fund (0547)	07.015	T502	593,586	406,866	---	186,720
General Revenue Fund (0101)	05.540	T541	10,571	10,514	---	57
General Revenue Fund (0101)	12.155	T548	96,832	96,831	---	1
General Revenue Fund (0101)	15.220	T650	34,315	34,315	---	---
General Revenue Fund (0101)	15.220	T712	87,658	87,658	---	---
General Revenue Fund (0101)	15.220	T713	188,708	188,708	---	---
General Revenue Fund (0101)	15.220	T714	531,550	531,550	---	---
General Revenue Fund (0101)	15.220	T715	304,966	304,966	---	---
General Revenue Fund (0101)	15.220	T716	585	585	---	---
General Revenue Fund (0101)	15.220	T717	239	239	---	---
General Revenue Fund (0101)	15.220	T718	650	650	---	---
General Revenue Fund (0101)	15.220	T719	931	931	---	---
General Revenue Fund (0101)	15.220	T720	237	237	---	---
General Revenue Fund (0101)	15.220	T721	49,303	49,303	---	---
General Revenue Fund (0101)	15.220	T722	16,429	16,429	---	---
General Revenue Fund (0101)	15.220	T724	18,576	18,576	---	---
General Revenue Fund (0101)	15.220	T812	68,753	68,753	---	---
Subtotals			<u>18,092,599</u>	<u>16,796,054</u>	<u>96,003</u>	<u>1,200,542</u>
Totals			<u>\$ 243,350,797</u>	<u>\$ 168,962,625</u>	<u>\$ 18,876,319</u>	<u>\$ 55,511,853</u>

**STATE OF MISSOURI
SUMMARY OF APPROPRIATION ACTIVITY
AGENCY AND TRUST FUNDS - AGENCY
FOR THE APPROPRIATION YEAR 2002**

	<u>H.B. No.</u>	<u>Appr. No.</u>	<u>Appropriations</u>	<u>Expenditures and Transfers Out</u>	<u>Biennial Rollovers and Reappropriations to 2003</u>	<u>Lapse of Appropriations</u>
<u>JUDICIARY</u>						
<u>Circuit Courts</u>						
Debt Offset Escrow Fund (0753)						
DEBT OFFSET	12.250	4004	\$ 100,000	\$ ---	\$ ---	\$ 100,000
<u>Debt Offset Escrow Fund</u>						
Debt Offset Escrow Fund (0753)						
DEBT OFFSET ESCROW FUND	12.300	3023	700,000	412,607	---	287,393
<u>OFFICE OF ADMINISTRATION</u>						
<u>Division of Accounting</u>						
State Retirement Contributions Fund (0701)						
RETIREMENT SYSTEM CONTR	05.265	9179	215,197,000	209,258,043	---	5,938,957
Social Security Contributions (OASDI/Medicare) Fund (0702)						
OASDHI CONTRIBUTIONS	05.255	0136	139,780,000	139,173,077	---	606,923
Missouri State Employees' Deferred Compensation Incentive Plan Administration Fund (0706)						
DEFERRED COMP PAYMENTS	05.290	0036	12,300,000	11,751,417	---	548,583
Missouri Consolidated Health Care Plan Benefit Fund (0765)						
MOCHCP CONTRIBUTIONS	05.305	1335	224,500,000	224,018,704	---	481,296
Missouri State Employees' Voluntary Life Insurance Fund (0910)						
VOLUNTARY LIFE INSURANCE	05.315	0045	865,000	858,012	---	6,988
<u>Division of Purchasing and Materials Management</u>						
Proceeds of Surplus Property Sales Fund (0710)						
SURPLUS PROP SALE PROCEED	05.105	1576	1,396,100	1,395,109	---	991
<u>DEPARTMENT OF AGRICULTURE</u>						
<u>Division of Animal Health</u>						
Agriculture Bond Trustee Fund (0756)						
BOND TRUSTEE ACCOUNT	06.060	3120	135,000	60,782	---	74,218

DEPARTMENT OF HIGHER EDUCATION**Higher Education Administration**

Debt Offset Escrow Fund (0753)

LOAN PRGM REFUND OFFSET	03.135	2000	750,000	97,808	---	652,192
CC TAX REFUND OFFSET	03.150	3386	275,000	274,059	---	941
Proprietary School Bond Fund (0760)						
PROPRIETARY SCHOOL BOND	03.015	7986	100,000	---	---	100,000

State Colleges and Universities

Debt Offset Escrow Fund (0753)

LINN STATE TECH COLLEGE	03.155	0076	30,000	---	---	30,000
CENTRAL MO STATE UNIV	03.160	2004	75,000	73,218	---	1,782
SOUTHEAST MO STATE UNIV	03.165	2008	75,000	40,197	---	34,803
SOUTHWEST MO STATE UNIV	03.170	2011	177,500	162,521	---	14,979
LINCOLN UNIVERSITY	03.175	2014	75,000	30,570	---	44,430
TRUMAN STATE UNIVERSITY	03.180	2017	75,000	3,981	---	71,019
NORTHWEST MO STATE UNIV	03.185	2020	75,000	44,622	---	30,378
MISSOURI SOUTHERN COLLEGE	03.190	2023	75,000	21,897	---	53,103
MISSOURI WESTERN COLLEGE	03.195	2026	75,000	51,265	---	23,735
HARRIS STOWE STATE COLL	03.200	2030	75,000	---	---	75,000
UNIV OF MISSOURI CAMPUSES	03.205	2034	200,000	---	---	200,000

DEPARTMENT OF HEALTH

Debt Offset Escrow Fund (0753)

DEBT OFFSET ESCROW	10.670	0258	50,000	10,671	---	39,329
--------------------	--------	------	--------	--------	-----	--------

DEPARTMENT OF LABOR AND INDUSTRIAL RELATIONS**Division of Employment Security**

Debt Offset Escrow Fund (0753)

DEBT OFFSET ESCROW FUND	07.875	2146	2,425,000	1,952,017	---	472,983
-------------------------	--------	------	-----------	-----------	-----	---------

DEPARTMENT OF MENTAL HEALTH

Debt Offset Escrow Fund (0753)

REFUNDS	10.015	1837	100,000	85,838	---	14,162
---------	--------	------	---------	--------	-----	--------

DEPARTMENT OF REVENUE

Debt Offset Escrow Fund (0753)

DEBT OFFSET	04.135	3985	395,000	313,158	---	81,842
-------------	--------	------	---------	---------	-----	--------

**STATE OF MISSOURI
SUMMARY OF APPROPRIATION ACTIVITY
AGENCY AND TRUST FUNDS - AGENCY
FOR THE APPROPRIATION YEAR 2002**

	H.B. No.	Appr. No.	Appropriations	Expenditures and Transfers Out	Biennial Rollovers and Reappropriations to 2003	Lapse of Appropriations
<u>DEPARTMENT OF SOCIAL SERVICES</u>						
Debt Offset Escrow Fund (0753) DISTRIBUTION PASS THROUGH	11.090	1716	4,000,000	965,931	---	3,034,069
Subtotals			604,075,600	591,055,504	---	13,020,096
Appropriated Transfers Out To:						
Social Security Contributions Fund (0702)	05.245	T293	111	---	---	111
State Retirement Contributions Fund (0701)	05.260	T297	189	---	---	189
General Revenue Fund (0101)	05.545	T542	794	794	---	---
Child Support Enforcement Collections Fund (0169)	05.545	T542	1,188,250	1,188,250	---	---
Social Services and Other Sources Fund (0610)	05.545	T542	1,825,550	1,825,550	---	---
General Revenue Fund (0101)	12.150	T546	776,777	694,473	---	82,304
General Revenue Fund (0101)	15.220	T820	12,400	12,400	---	---
General Revenue Fund (0101)	15.220	T869	7,796	---	---	7,796
Subtotals			3,811,867	3,721,467	---	90,400
Totals			\$ 607,887,467	\$ 594,776,971	\$ ---	\$ 13,110,496

**STATE OF MISSOURI
SUMMARY OF APPROPRIATION ACTIVITY
AGENCY AND TRUST FUNDS - PRIVATE PURPOSE
FOR THE APPROPRIATION YEAR 2002**

	H.B. No.	Appr. No.	Appropriations	Expenditures and Transfers Out	Biennial Rollovers and Reappropriations to 2003	Lapse of Appropriations
<u>EXECUTIVE</u>						
<u>State Treasurer - Abandoned Fund</u>						
Abandoned Account Fund (0863)						
AF ADVERTISING & AUCTIONS	12.110	1321	\$ 370,701	\$ 369,882	\$ ---	\$ 819
AF CLAIMS	12.120	3173	15,000,000	14,090,545	---	909,455
<u>OFFICE OF ADMINISTRATION</u>						
<u>Board of Fund Commissioners</u>						
Escheats Fund (0862)						
ESCHEATS	05.430	0140	450,000	430,693	---	19,307
<u>DEPARTMENT OF HIGHER EDUCATION</u>						
<u>State Colleges and Universities</u>						
State Seminary Fund (0872)						
SEMINARY FUND INVESTMENTS	03.250	0633	1,500,000	1,153,651	---	346,349
<u>DEPARTMENT OF SOCIAL SERVICES</u>						
<u>Division of Child Support Enforcement</u>						
Alternative Care Trust Fund (0905)						
DISTRIBUTION PASS THROUGH	11.090	3586	167,000	---	---	167,000
<u>Division of Family Services</u>						
Alternative Care Trust Fund (0905)						
FOSTER CARE CHILDRENS ACC	11.260	8181	11,500,000	10,341,416	---	1,158,584
Subtotals			<u>28,987,701</u>	<u>26,386,187</u>	<u>---</u>	<u>2,601,514</u>

Appropriated Transfers Out To:

State Public School Fund (0817)	05.545	T542	628,813	628,813	---	---
Mental Health Trust Fund (0926)	10.017	T545	50,000	---	---	50,000
General Revenue Fund (0101)	12.130	T547	27,300,000	18,326,416	---	8,973,584
General Revenue Fund (0101)	15.220	T851	9,967	9,967	---	---
General Revenue Fund (0101)	15.220	T852	312,629	312,629	---	---
General Revenue Fund (0101)	15.220	T867	81,951	---	---	81,951
General Revenue Fund (0101)	15.220	T879	17	---	---	17
			<u>28,383,377</u>	<u>19,277,825</u>	<u>---</u>	<u>9,105,552</u>
Subtotals						
			<u>\$ 57,371,078</u>	<u>\$ 45,664,012</u>	<u>\$ ---</u>	<u>\$ 11,707,066</u>
Totals						

STATE OF MISSOURI
NOTES TO THE APPROPRIATION ACTIVITY REPORT
APPROPRIATION YEAR 2002

Note 4 – Court Ordered Desegregation

The expenditures of the St. Louis Desegregation Plan and the Kansas City Desegregation Plan are mandated by court orders. Final payment for the Kansas City Plan was made in Fiscal Year 1999 in accordance with the mandated court order.

St. Louis Desegregation Plan

The amounts for the current year and prior years are:

<u>Appropriation Year</u>	<u>Projected Expenditures</u>	<u>Expenditures</u>	<u>Lapses</u>
2002	\$ 20,000,000	\$ 20,000,000	\$ ---
2001	50,000,000	50,000,000	---
2000	53,500,000	53,476,585	23,415
1999	191,862,972	188,799,736	3,063,236
1998	158,800,000	147,021,949	11,778,051
1997	151,700,000	138,086,852	13,613,148
1996	153,700,000	148,291,471	5,408,529
1995	155,700,000	139,258,397	16,441,603
1994	147,600,000	134,202,695	13,397,305
1993	147,100,000	136,028,438	11,071,562
1992	144,600,000	137,189,737	7,410,263
1991	135,200,000	132,695,771	2,504,229
1990	135,000,000	122,161,135	12,838,865
1989	129,000,000	116,999,047	12,000,953
1988	107,200,000	93,957,886	13,242,114
1987	84,700,000	83,473,429	1,226,571
1986	74,800,000	66,300,504	8,499,496
1985	59,200,000	57,095,304	2,104,696
1984	40,400,000	37,424,743	2,975,257
1983	21,000,000	17,187,556	3,812,444
1982	13,500,000	13,140,216	359,784
1981	10,180,490	8,530,000	1,650,490

Kansas City Desegregation Plan

The amounts for the prior years are:

<u>Appropriation Year</u>	<u>Projected Expenditures</u>	<u>Expenditures</u>	<u>Lapses</u>
1999	\$ 99,000,000	\$ 97,532,435	\$ 1,467,565
1998	132,737,856	132,737,852	4
1997	110,300,000	89,042,565	21,257,435
1996	168,200,000	125,591,973	42,608,027
1995	203,200,000	175,045,453	28,154,547
1994	196,850,000	143,290,085	53,559,915
1993	209,600,000	139,789,109	69,810,891
1992	191,400,000	159,334,336	32,065,664
1991	157,900,000	141,063,712	16,836,288
1990	130,400,000	110,584,262	19,815,738
1989	121,500,000	107,379,937	14,120,063
1988	67,060,000	64,107,617	2,952,383
1987	37,900,000	36,714,920	1,185,080
1986	19,900,000	12,769,196	7,130,804

STATE OF MISSOURI
NOTES TO THE APPROPRIATION ACTIVITY REPORT
APPROPRIATION YEAR 2002

Note 5 – Other Transfers

These amounts consist primarily of transfers between funds which stand appropriated per either the State constitution or the State statutes. Also included are transfers between funds which correct transactions occurring in a prior fiscal/appropriation year. Beginning in fiscal year 2002, all transfers were appropriated, therefore there are no other transfers.

Note 6 – General Fund

The General Fund includes General Revenue Funds and Federal Funds.

<u>Fund Number</u>	<u>Fund Name</u>
General Revenue Funds:	
0100	Budget Reserve
0101	General Revenue
0106	Cash Operating Reserve
0107	Budget Stabilization
0108	Uncompensated Care
0113	Health Interagency Payments
0124	Facilities Maintenance Reserve
0139	Intergovernmental Transfer
0142	Federal Reimbursement Allowance
0161	Title XIX – Patient Placement
0169	Child Support Enforcement Collections
0172	Missouri Technology Investment
0173	Microenterprise Loan
0174	Missouri Water Development
0176	General Revenue Reimbursements
0177	Missouri Humanities Council Trust
0179	General Revenue – Cultural Sub-Account
0196	Nursing Facility Federal Reimbursement Allowance
0198	Post Closure
0603	Attorney General's Court Costs
0617	Disproportionate Share
0666	Attorney General's Anti-Trust
0686	State Elections Subsidy
0692	State Legal Expense
Federal Funds	
0104-0199	<i>(excluding Fund Numbers listed above and 0109, 0131, and 0134)</i>
0610	Division of Family Services – Administrative
0663	Missouri Disaster
0697	Abandoned Mined Reclamation
0948	Unemployment Compensation Administration

This reporting is consistent with Missouri's Comprehensive Annual Financial Report.