

# **STATE OF MISSOURI**

## **APPROPRIATION ACTIVITY REPORT**




**APPROPRIATION YEAR 2003**

**OFFICE OF ADMINISTRATION  
DIVISION OF ACCOUNTING**

# APPROPRIATION ACTIVITY REPORT

APPROPRIATION YEAR 2003



## STATE OF MISSOURI

**BOB HOLDEN**  
*GOVERNOR*

**JACQUELYN D. WHITE**  
*COMMISSIONER*  
OFFICE OF ADMINISTRATION

**JAMES A. CARDER**  
*DIRECTOR*  
DIVISION OF ACCOUNTING

**Bob Holden**  
Governor



State of Missouri  
**OFFICE OF ADMINISTRATION**  
Post Office Box 809  
Jefferson City, Missouri 65102  
(573) 751-2971  
<http://www.oa.mo.gov/acct/>

**Jacquelyn D. White**  
Commissioner

**James A. Carder**  
Director  
Division of Accounting

October 24, 2003

The Honorable Bob Holden  
Governor of Missouri  
State Capitol  
Jefferson City, Missouri 65101

Dear Governor Holden:

I am pleased to submit the Appropriation Activity Report of the State of Missouri for the appropriation year, July 1, 2002 through August 31, 2003.

This report, together with the annual combined financial report of the Missouri Department of Revenue and the Office of the State Treasurer, will fulfill the statutory requirements for financial reporting under Section 32.060 of the Missouri Revised Statutes.

These statements present a comparative analysis of revenues to expenditures and appropriations to expenditures for Appropriation Year 2003. This report also includes a detailed analysis of appropriations and expenditures by departments, fund groups and major categories. This report is prepared on a budgetary (non-GAAP) basis of accounting. Under the budgetary basis of accounting, revenues are recorded when cash is received and expenditures when the liabilities for them are recorded.

Sincerely,

A handwritten signature in black ink, appearing to read "James A. Carder".

James A. Carder, Director  
Division of Accounting

**STATE OF MISSOURI**  
**REVENUES - ALL FUNDS AND GENERAL REVENUE FUNDS**  
**FOR FISCAL YEARS 2003 AND 2002**

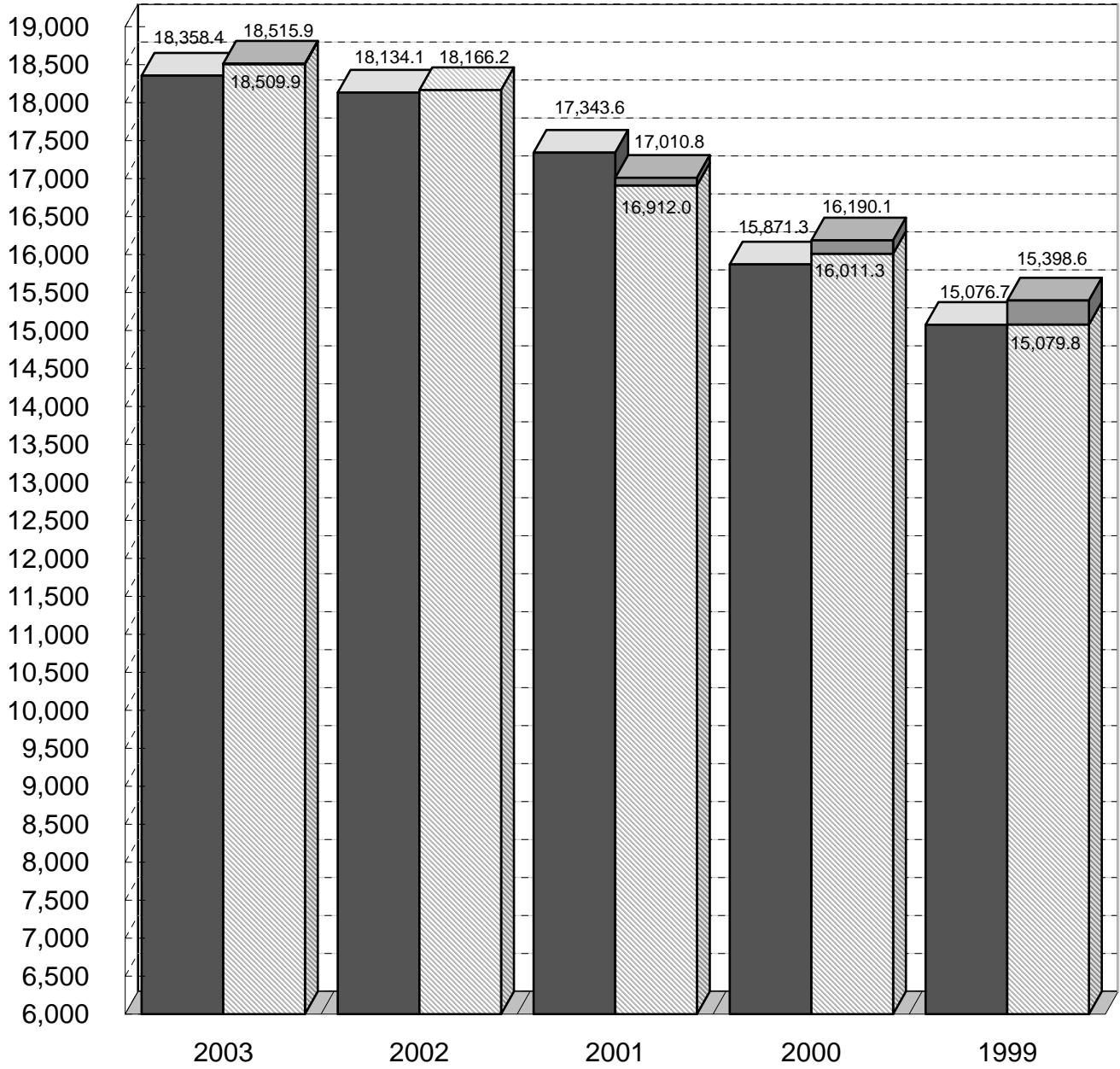
|   | Fiscal Year 2003 |                       | Fiscal Year 2002 |                       |
|---|------------------|-----------------------|------------------|-----------------------|
|   | All Funds        | General Revenue Funds | All Funds        | General Revenue Funds |
| <b><u>TAXES</u></b>                             |                  |                       |                  |                       |
| Sales and Use Tax                               | \$ 2,814,784,901 | \$ 1,799,486,436      | \$ 2,834,003,833 | \$ 1,816,896,338      |
| Income Tax                                      | 4,759,599,565    | 4,704,700,052         | 4,919,732,161    | 4,909,245,722         |
| Premium Tax                                     | 238,803,234      | 176,754,653           | 216,529,137      | 173,105,473           |
| Commodity Tax                                   | 134,958,554      | 25,846,243            | 132,725,797      | 25,398,975            |
| Corporation Franchise Tax                       | 70,265,700       | 68,363,407            | 20,753,109       | 20,753,109            |
| Motor Vehicle Fuel/Use Tax                      | 714,658,641      | ---                   | 701,873,367      | ---                   |
| Inheritance Tax                                 | 81,496,285       | 79,070,868            | 136,954,962      | 136,954,927           |
| Miscellaneous Taxes                             | 301,735,746      | 38,201,426            | 264,047,927      | 17,756,383            |
| Total Taxes                                     | 9,116,302,626    | 6,892,423,085         | 9,226,620,293    | 7,100,110,927         |
| <b><u>LICENSES, FEES AND PERMITS</u></b>        |                  |                       |                  |                       |
| Licenses and Permits                            | 336,488,864      | 5,121,547             | 334,917,981      | 5,685,659             |
| Collection Fees                                 | 17,948,313       | 17,896,731            | 17,166,793       | 17,127,189            |
| Registration Fees                               | 34,479,321       | 29,012,929            | 34,192,271       | 29,257,665            |
| Regulatory Fees                                 | 73,705,652       | 888,729               | 66,601,446       | 1,062,509             |
| Inspection Fees                                 | 8,649,707        | 643,725               | 9,006,517        | 1,297,756             |
| Court Fees                                      | 17,478,866       | 12,565,105            | 17,665,443       | 12,745,249            |
| Financial Institute Exam Fees                   | 6,476,118        | ---                   | 6,537,159        | ---                   |
| Miscellaneous Fees                              | 95,027,957       | 1,618,727             | 91,864,915       | 1,664,935             |
| Total Licenses, Fees and Permits                | 590,254,798      | 67,747,493            | 577,952,525      | 68,840,962            |
| <b><u>SALES</u></b>                             |                  |                       |                  |                       |
| Bond Sales                                      | 398,337,310      | 3,969                 | 413,049,331      | ---                   |
| Working Capital Revolving Fund Sales            | 30,792,565       | 56                    | 25,792,265       | ---                   |
| Lottery Sales                                   | 310,793,243      | ---                   | 282,517,043      | ---                   |
| Sales   | 24,837,822       | 983,989               | 29,594,223       | 801,141               |
| Total Sales                                     | 764,760,940      | 988,014               | 750,952,862      | 801,141               |
| <b><u>LEASES AND RENTALS</u></b>                |                  |                       |                  |                       |
| Concessions and Recreational Rentals and Leases | 2,287,230        | 1,066                 | 2,348,532        | 2,166                 |
| Miscellaneous Leases and Rentals                | 21,353,620       | 312,895               | 18,909,443       | 408,854               |
| Total Leases and Rentals                        | 23,640,850       | 313,961               | 21,257,975       | 411,020               |

**STATE OF MISSOURI**  
**SCHEDULE OF REVENUES, EXPENDITURES AND TRANSFERS**  
**FOR THE PAST FIVE YEARS - ALL FUNDS**

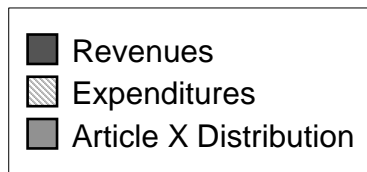
|   | Fiscal Year<br>2003        | Fiscal Year<br>2002        | Fiscal Year<br>2001        | Fiscal Year<br>2000        | Fiscal Year<br>1999        |
|---|----------------------------|----------------------------|----------------------------|----------------------------|----------------------------|
| <b><u>REVENUES AND TRANSFERS IN</u></b>                           |                            |                            |                            |                            |                            |
| Revenues  |                            |                            |                            |                            |                            |
| Taxes   | \$ 9,116,302,626           | \$ 9,226,620,293           | \$ 9,233,419,806           | \$ 8,975,878,078           | \$ 8,695,287,047           |
| Licenses, Fees and Permits  | 590,254,798                | 577,952,525                | 575,444,747                | 553,778,440                | 548,824,408                |
| Sales, Services, Leases and Rentals                               | 669,505,517                | 611,079,712                | 569,538,684                | 596,468,714                | 618,455,058                |
| Bond Sale Proceeds  | 398,337,310                | 413,049,331                | 286,102,087                | 40,024,065                 | ---                        |
| Contributions and Intergovernmental                               | 6,554,375,002              | 6,021,915,939              | 5,363,269,298              | 5,018,025,156              | 4,651,622,132              |
| Interest, Penalties and Unclaimed Properties                      | 128,061,473                | 162,584,853                | 234,483,769                | 214,533,452                | 225,466,294                |
| Refunds   | 241,327,807                | 242,634,885                | 214,464,188                | 198,320,780                | 158,923,788                |
| Miscellaneous Revenues  | 660,240,056                | 878,256,384                | 866,924,043                | 274,311,613                | 178,109,296                |
|   | <u>18,358,404,589</u>      | <u>18,134,093,922</u>      | <u>17,343,646,622</u>      | <u>15,871,340,298</u>      | <u>15,076,688,023</u>      |
| Total Revenues  | 18,358,404,589             | 18,134,093,922             | 17,343,646,622             | 15,871,340,298             | 15,076,688,023             |
| Total Transfers In  | 6,471,163,936              | 6,105,195,292              | 5,341,785,163              | 4,131,415,526              | 4,316,218,556              |
| Total Revenues and Transfers In                                   | <u>\$ 24,829,568,525</u>   | <u>\$ 24,239,289,214</u>   | <u>\$ 22,685,431,785</u>   | <u>\$ 20,002,755,824</u>   | <u>\$ 19,392,906,579</u>   |
| <br>  |                            |                            |                            |                            |                            |
|   | Appropriation<br>Year 2003 | Appropriation<br>Year 2002 | Appropriation<br>Year 2001 | Appropriation<br>Year 2000 | Appropriation<br>Year 1999 |
| <b><u>EXPENDITURES AND TRANSFERS OUT</u></b>                      |                            |                            |                            |                            |                            |
| Expenditures  |                            |                            |                            |                            |                            |
| Personal Service Expense and Equipment                            | \$ 3,277,067,867           | \$ 3,291,274,856           | \$ 3,319,313,497           | \$ 3,081,906,533           | \$ 2,867,484,770           |
| Capital Improvements  | 1,520,763,090              | 1,426,878,224              | 1,417,619,499              | 1,518,320,625              | 2,430,637,832              |
| Program Specific Article X  | 1,150,274,493              | 1,193,884,983              | 1,127,139,833              | 1,053,611,049              | 278,933,786                |
| Distribution (Note 3)   | 12,541,875,943             | 12,234,198,136             | 10,997,920,860             | 10,303,950,333             | 9,216,448,350              |
| Court Ordered Desegregation Payments (Note 4)                     | 5,950,032                  | ---                        | 98,856,167                 | 178,842,569                | 318,792,419                |
|   | 20,000,000                 | 20,000,000                 | 50,000,000                 | 53,476,585                 | 286,332,171                |
| Total Expenditures  | <u>18,515,931,425</u>      | <u>18,166,236,199</u>      | <u>17,010,849,856</u>      | <u>16,190,107,694</u>      | <u>15,398,629,328</u>      |
| Transfers Out   |                            |                            |                            |                            |                            |
| Appropriated  | 6,471,163,936              | 6,105,195,292              | 4,231,512,513              | 3,614,461,582              | 3,246,367,465              |
| Other (Note 5)  | ---                        | ---                        | 1,009,749,339              | 516,953,944                | 1,069,851,091              |
| Total Transfers Out   | <u>6,471,163,936</u>       | <u>6,105,195,292</u>       | <u>5,241,261,852</u>       | <u>4,131,415,526</u>       | <u>4,316,218,556</u>       |
| Total Expenditures and Transfers Out                              | <u>24,987,095,361</u>      | <u>24,271,431,491</u>      | <u>22,252,111,708</u>      | <u>20,321,523,220</u>      | <u>19,714,847,884</u>      |
| Excess Revenues and Transfers In (Expenditures and Transfers Out) | <u>\$ (157,526,836)</u>    | <u>\$ (32,142,277)</u>     | <u>\$ 433,320,077</u>      | <u>\$ (318,767,396)</u>    | <u>\$ (321,941,305)</u>    |

The notes are an integral part of this report.

**STATE OF MISSOURI**  
**CHART OF REVENUES AND EXPENDITURES**  
**FOR THE PAST FIVE YEARS - ALL FUNDS**  
 Millions of Dollars



Appropriation Years

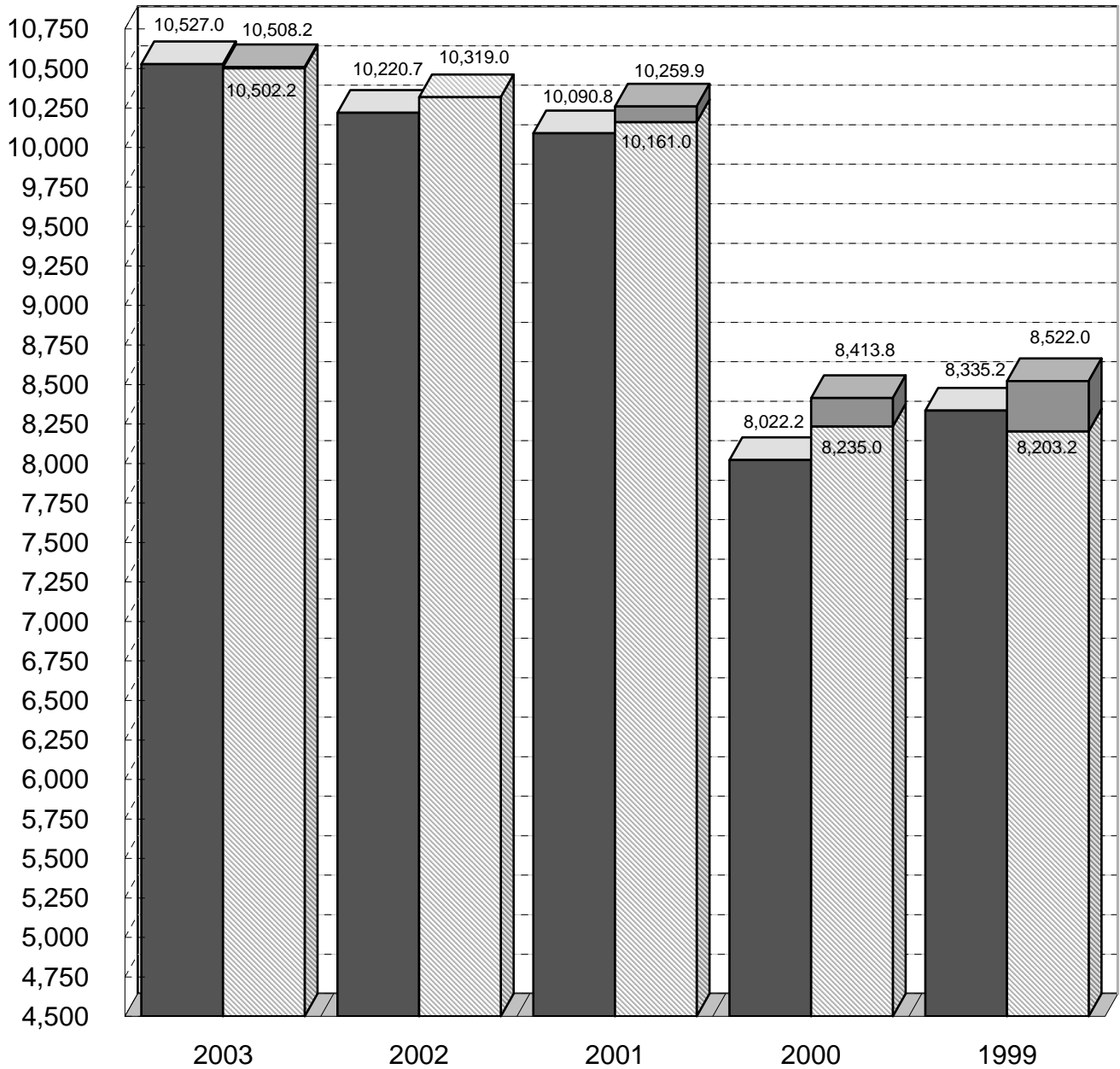


**STATE OF MISSOURI**  
**SCHEDULE OF REVENUES, EXPENDITURES AND TRANSFERS**  
**FOR THE PAST FIVE YEARS - GENERAL REVENUE FUNDS**

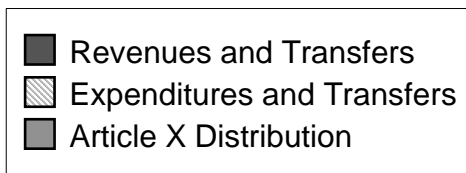
|   | Fiscal Year<br>2003        | Fiscal Year<br>2002        | Fiscal Year<br>2001        | Fiscal Year<br>2000        | Fiscal Year<br>1999        |
|---|----------------------------|----------------------------|----------------------------|----------------------------|----------------------------|
| <b><u>REVENUES AND TRANSFERS IN</u></b>                           |                            |                            |                            |                            |                            |
| Revenues  |                            |                            |                            |                            |                            |
| Sales and Use Tax   | \$ 1,799,486,436           | \$ 1,816,896,338           | \$ 1,803,450,304           | \$ 1,783,075,166           | \$ 1,745,391,195           |
| Individual Income Tax   | 4,369,512,453              | 4,460,220,512              | 4,582,889,272              | 4,264,890,072              | 4,083,321,775              |
| Corporate Income Tax  | 335,187,599                | 449,025,210                | 365,911,447                | 442,944,404                | 438,994,169                |
| County Foreign Insurance Tax                                      | 157,209,442                | 160,589,220                | 139,319,912                | 146,759,514                | 145,801,929                |
| Liquor Taxes and Licenses   | 21,425,120                 | 21,548,075                 | 20,976,035                 | 20,356,940                 | 20,014,974                 |
| Beer Taxes and Licenses   | 8,225,453                  | 8,239,840                  | 8,120,855                  | 8,165,045                  | 7,945,106                  |
| Corporation Franchise Tax   | 68,363,407                 | 20,753,109                 | 71,862,773                 | 78,159,766                 | 91,159,167                 |
| Inheritance Tax   | 79,070,868                 | 136,954,927                | 156,818,846                | 132,700,434                | 120,578,663                |
| Miscellaneous Taxes   | 57,746,637                 | 30,272,635                 | 35,825,387                 | 26,747,464                 | 42,949,408                 |
| Interest on Deposits and Investments                              | 30,498,872                 | 54,993,035                 | 81,751,983                 | 96,721,212                 | 109,974,162                |
| Licenses, Fees and Permits  | 63,943,163                 | 64,452,023                 | 63,683,717                 | 62,651,813                 | 50,149,432                 |
| Sales, Services, Leases and Rentals                               | 138,499,334                | 126,641,345                | 109,432,677                | 86,973,592                 | 197,140,503                |
| Refunds   | 11,066,524                 | 12,666,560                 | 11,862,322                 | 15,266,908                 | 12,670,777                 |
| All Other Sources   | 1,297,214,161              | 1,101,431,915              | 958,041,958                | 276,058,527                | 634,869,355                |
| Total Revenues  | 8,437,449,469              | 8,464,684,744              | 8,409,947,488              | 7,441,470,857              | 7,700,960,615              |
| Total Transfers In  | 2,089,566,810              | 1,756,024,732              | 1,680,892,501              | 580,755,423                | 634,282,164                |
| Total Revenues and Transfers In                                   | \$ 10,527,016,279          | \$ 10,220,709,476          | \$ 10,090,839,989          | \$ 8,022,226,280           | \$ 8,335,242,779           |
| <br>  |                            |                            |                            |                            |                            |
|   | Appropriation<br>Year 2003 | Appropriation<br>Year 2002 | Appropriation<br>Year 2001 | Appropriation<br>Year 2000 | Appropriation<br>Year 1999 |
| <b><u>EXPENDITURES AND TRANSFERS OUT</u></b>                      |                            |                            |                            |                            |                            |
| Expenditures  |                            |                            |                            |                            |                            |
| Personal Service Expense and Equipment                            | \$ 1,654,510,304           | \$ 1,645,790,862           | \$ 1,747,907,153           | \$ 1,669,689,016           | \$ 1,553,692,642           |
| Capital Improvements  | 464,610,661                | 444,789,449                | 486,406,546                | 577,619,455                | 741,604,707                |
| Program Specific Article X  | 60,110,427                 | 79,932,833                 | 191,234,916                | 77,927,234                 | 116,617,899                |
| Distribution (Note 3)   | 4,000,532,306              | 3,909,976,368              | 3,554,155,671              | 2,956,319,969              | 2,860,556,818              |
| Court Ordered Desegregation Payments (Note 4)                     | 5,950,032                  | ---                        | 98,856,167                 | 178,842,569                | 318,792,419                |
|   | 20,000,000                 | 20,000,000                 | 50,000,000                 | 53,476,585                 | 286,332,171                |
| Total Expenditures  | 6,205,713,730              | 6,100,489,512              | 6,128,560,453              | 5,513,874,828              | 5,877,596,656              |
| Transfers Out   |                            |                            |                            |                            |                            |
| Appropriated  | 4,302,481,163              | 4,218,480,217              | 3,342,403,719              | 2,898,465,922              | 2,637,237,919              |
| Other (Note 5)  | ---                        | ---                        | 788,945,871                | 1,508,485                  | 7,168,635                  |
| Total Transfers Out   | 4,302,481,163              | 4,218,480,217              | 4,131,349,590              | 2,899,974,407              | 2,644,406,554              |
| Total Expenditures and Transfers Out                              | 10,508,194,893             | 10,318,969,729             | 10,259,910,043             | 8,413,849,235              | 8,522,003,210              |
| Excess Revenues and Transfers In (Expenditures and Transfers Out) | \$ 18,821,386              | \$ (98,260,253)            | \$ (169,070,054)           | \$ (391,622,955)           | \$ (186,760,431)           |

The notes are an integral part of this report.

**STATE OF MISSOURI**  
**CHART OF REVENUES, EXPENDITURES AND TRANSFERS**  
**FOR THE PAST FIVE YEARS - GENERAL REVENUE FUNDS**  
 Millions of Dollars



Appropriation Years





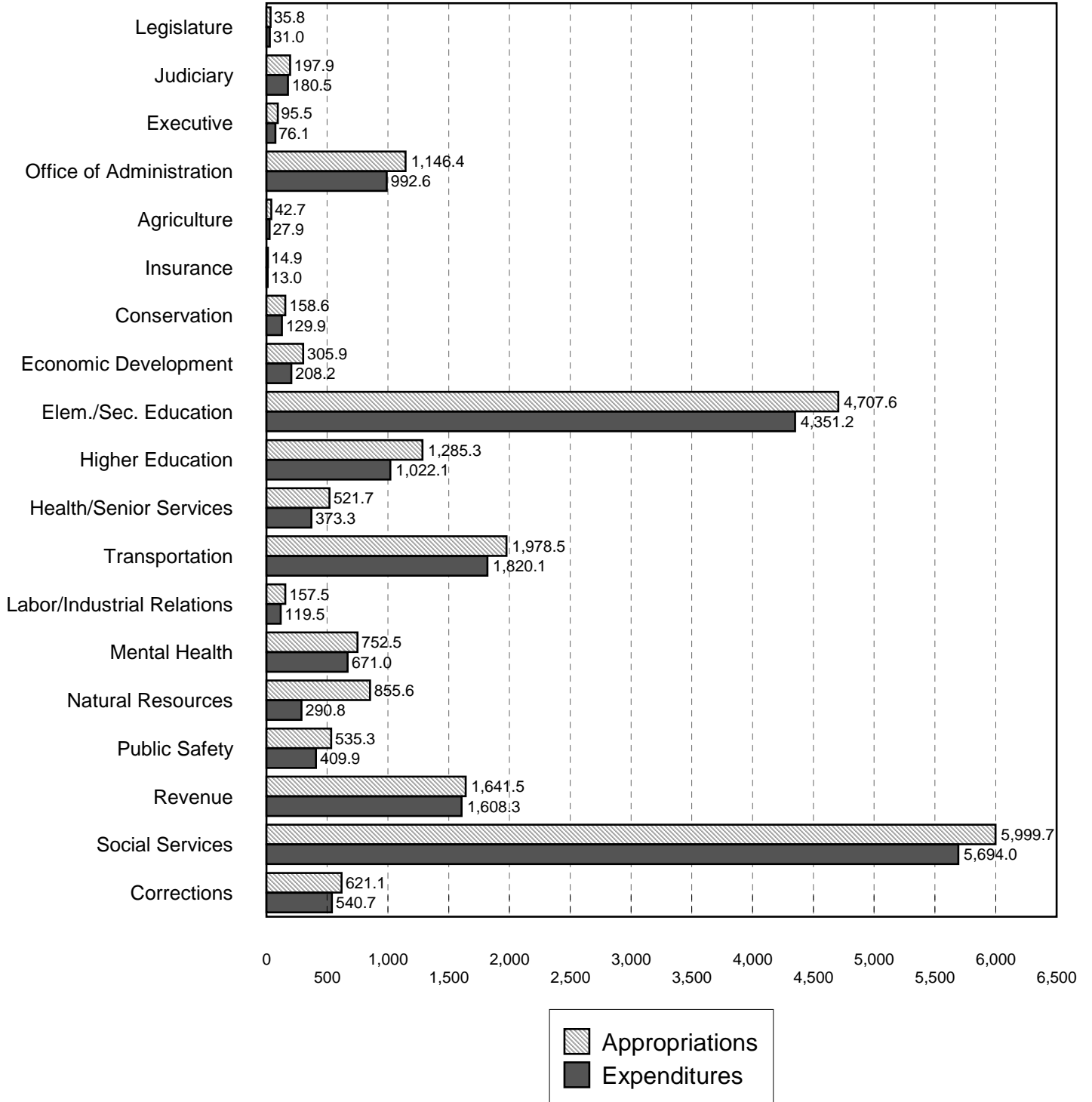
**STATE OF MISSOURI**  
**SUMMARY OF APPROPRIATION ACTIVITY BY DEPARTMENT**  
**ALL FUNDS**  
**FOR THE APPROPRIATION YEAR 2003**

|  | Appropriations           | Expenditures<br>and Transfers<br>Out<br>June 30, 2003 | Lapse Period<br>Corrections<br>and Transfers<br>Out | Total<br>Expenditures<br>and Transfers<br>Out | Reappropriations<br>to 2004 | Lapse of<br>Appropriations |
|--|--------------------------|---|---|---|-----------------------------|----------------------------|
| Legislature  | \$ 35,809,885            | \$ 30,986,348   | \$ 6,570  | \$ 30,992,918                                 | \$ ---                      | \$ 4,816,967               |
| Judiciary  | 197,870,628              | 180,479,247   | 3,665   | 180,482,912                                   | 4,560                       | 17,383,156                 |
| Executive  | 95,480,939               | 76,127,897  | (1,371)   | 76,126,526                                    | 494,940                     | 18,859,473                 |
| Office of<br>Administration                            | 1,146,417,072            | 922,622,865   | 2,698   | 922,625,563                                   | 23,613,879                  | 200,177,630                |
| Agriculture  | 42,744,891               | 27,858,266  | 1,465   | 27,859,731                                    | 1,450,523                   | 13,434,637                 |
| Insurance  | 14,903,390               | 12,954,095  | 496   | 12,954,591                                    | ---                         | 1,948,799                  |
| Conservation   | 158,606,673              | 129,853,818   | 2,419   | 129,856,237                                   | 18,386,774                  | 10,363,662                 |
| Economic<br>Development                                | 305,933,024              | 208,203,099   | 1,056   | 208,204,155                                   | 10,045,258                  | 87,683,611                 |
| Elementary<br>and Secondary<br>Education               | 4,707,563,696            | 4,351,245,160   | 1,056   | 4,351,246,216                                 | 7,457,508                   | 348,859,972                |
| Higher Education                                       | 1,285,287,116            | 1,022,051,511   | (1)   | 1,022,051,510                                 | 46,503,996                  | 216,731,610                |
| Health and<br>Senior Services                          | 521,696,024              | 373,320,092   | 1,777   | 373,321,869                                   | 1,250,036                   | 147,124,119                |
| Transportation   | 1,978,493,824            | 1,820,035,054   | 18,364  | 1,820,053,418                                 | 24                          | 158,440,382                |
| Labor and Indus-<br>trial Relations                    | 157,469,721              | 119,539,036   | 1,318   | 119,540,354                                   | 896,857                     | 37,032,510                 |
| Mental Health  | 752,456,786              | 670,928,320   | 47,045  | 670,975,365                                   | 2,998,587                   | 78,482,834                 |
| Natural Resources                                      | 855,630,296              | 290,794,974   | 4,485   | 290,799,459                                   | 464,328,063                 | 100,502,774                |
| Public Safety  | 535,296,564              | 409,891,374   | 8,539   | 409,899,913                                   | 31,307,649                  | 94,089,002                 |
| Revenue  | 1,641,506,279            | 1,608,327,211   | 852   | 1,608,328,063                                 | 48,967                      | 33,129,249                 |
| Social Services  | 5,999,735,799            | 5,693,989,832   | 15,499  | 5,694,005,331                                 | 9,710,413                   | 296,020,055                |
| Corrections  | 621,144,480              | 540,604,902   | 52,360  | 540,657,262                                   | 11,109,401                  | 69,377,817                 |
| Subtotals  | 21,054,047,087           | 18,489,813,101  | 168,292   | 18,489,981,393                                | 629,607,435                 | 1,934,458,259              |
| Appropriated<br>Transfers Out                          | 7,380,149,149            | 6,471,159,478   | 4,458   | 6,471,163,936                                 | 81,386,244                  | 827,598,969                |
| Article X<br>Distribution<br>(Note 3)                  | 5,950,034                | 5,950,032   | ---   | 5,950,032                                     | ---                         | 2                          |
| Court Ordered<br>Desegregation<br>Payments<br>(Note 4) | 20,000,000               | 20,000,000  | ---   | 20,000,000                                    | ---                         | ---                        |
| Totals   | <u>\$ 28,460,146,270</u> | <u>\$ 24,986,922,611</u>                              | <u>\$ 172,750</u>                                   | <u>\$ 24,987,095,361</u>                      | <u>\$ 710,993,679</u>       | <u>\$ 2,762,057,230</u>    |

\*Not Applicable.

The notes are an integral part of this report.

**STATE OF MISSOURI**  
**CHART OF APPROPRIATIONS AND EXPENDITURES BY DEPARTMENT**  
**ALL FUNDS**  
**FOR THE APPROPRIATION YEAR 2003**  
**Millions of Dollars**



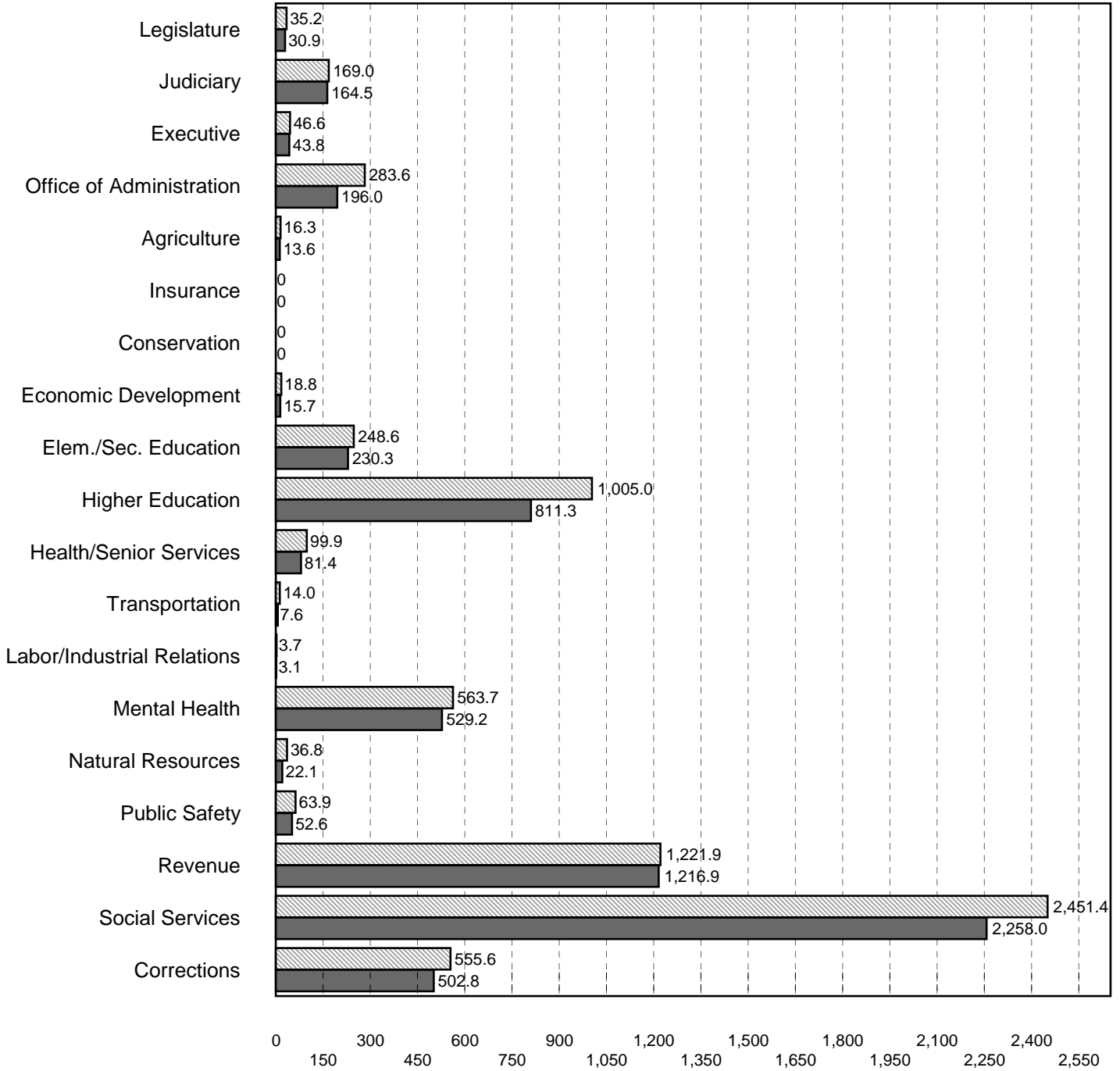
**STATE OF MISSOURI  
SUMMARY OF APPROPRIATION ACTIVITY BY DEPARTMENT  
GENERAL REVENUE FUNDS  
FOR THE APPROPRIATION YEAR 2003**

|  | Appropriations           | Expenditures<br>and Transfers<br>Out<br>June 30, 2003 | Lapse Period<br>Corrections<br>and Transfers<br>Out | Total<br>Expenditures<br>and Transfers<br>Out | Reappropriations<br>to 2004 | Lapse of<br>Appropriations |
|--|--------------------------|---|---|---|-----------------------------|----------------------------|
| Legislature  | \$ 35,189,085            | \$ 30,933,632   | \$ 6,570  | \$ 30,940,202                                 | \$ ---                      | \$ 4,248,883               |
| Judiciary  | 168,996,409              | 164,545,356   | 3,665   | 164,549,021                                   | 4,560                       | 4,442,828                  |
| Executive  | 46,625,689               | 43,751,570  | 1,502   | 43,753,072                                    | 243,479                     | 2,629,138                  |
| Office of<br>Administration                            | 283,586,274              | 196,016,004   | (317)   | 196,015,687                                   | 8,706,134                   | 78,864,453                 |
| Agriculture  | 16,338,873               | 13,630,969  | 898   | 13,631,867                                    | 1,450,519                   | 1,256,487                  |
| Insurance  | ---                      | ---   | ---   | ---   | ---                         | ---                        |
| Conservation   | ---                      | ---   | ---   | ---   | ---                         | ---                        |
| Economic<br>Development                                | 18,838,179               | 15,674,972  | 4,556   | 15,679,528                                    | 5,095                       | 3,153,556                  |
| Elementary<br>and Secondary<br>Education               | 248,618,316              | 230,250,170   | 956   | 230,251,126                                   | 2,938,896                   | 15,428,294                 |
| Higher Education                                       | 1,004,968,066            | 811,311,435   | (1)   | 811,311,434                                   | 33,446,678                  | 160,209,954                |
| Health and<br>Senior Services                          | 99,926,925               | 81,393,007  | 9,798   | 81,402,805                                    | 1,250,036                   | 17,274,084                 |
| Transportation   | 14,041,271               | 7,599,178   | ---   | 7,599,178                                     | 24                          | 6,442,069                  |
| Labor and Indus-<br>trial Relations                    | 3,705,584                | 3,090,861   | ---   | 3,090,861                                     | 18,448                      | 596,275                    |
| Mental Health  | 563,671,529              | 529,146,376   | 22,543  | 529,168,919                                   | 2,998,587                   | 31,504,023                 |
| Natural Resources                                      | 36,840,707               | 22,053,378  | 689   | 22,054,067                                    | 8,198,192                   | 6,588,448                  |
| Public Safety  | 63,876,936               | 52,575,571  | 428   | 52,575,999                                    | 1,632,021                   | 9,668,916                  |
| Revenue  | 1,221,886,162            | 1,216,917,212   | 134   | 1,216,917,346                                 | 87                          | 4,968,729                  |
| Social Services  | 2,451,431,852            | 2,257,966,874   | 7,502   | 2,257,974,376                                 | 3,194,551                   | 190,262,925                |
| Corrections  | <u>555,630,791</u>       | <u>502,800,011</u>                                    | <u>48,199</u>                                       | <u>502,848,210</u>                            | <u>3,682,982</u>            | <u>49,099,599</u>          |
| Subtotals  | 6,834,172,648            | 6,179,656,576   | 107,122   | 6,179,763,698                                 | 67,770,289                  | 586,638,661                |
| Appropriated<br>Transfers Out                          | 4,931,570,129            | 4,302,485,227   | (4,064)   | 4,302,481,163                                 | 24,676,039                  | 604,412,927                |
| Article X<br>Distribution<br>(Note 3)                  | 5,950,034                | 5,950,032   | ---   | 5,950,032                                     | ---                         | 2                          |
| Court Ordered<br>Desegregation<br>Payments<br>(Note 4) | <u>20,000,000</u>        | <u>20,000,000</u>                                     | <u>---</u>  | <u>20,000,000</u>                             | <u>---</u>                  | <u>---</u>                 |
| Totals   | <u>\$ 11,791,692,811</u> | <u>\$ 10,508,091,835</u>                              | <u>\$ 103,058</u>                                   | <u>\$ 10,508,194,893</u>                      | <u>\$ 92,446,328</u>        | <u>\$ 1,191,051,590</u>    |

\*Not Applicable.

The notes are an integral part of this report.

**STATE OF MISSOURI**  
**CHART OF APPROPRIATIONS AND EXPENDITURES BY DEPARTMENT**  
**GENERAL REVENUE FUNDS**  
**FOR THE APPROPRIATION YEAR 2003**  
**Millions of Dollars**



Appropriations  
 Expenditures

**STATE OF MISSOURI  
OPERATING COSTS AND FLOW THROUGH PAYMENTS BY DEPARTMENT  
ALL FUNDS  
APPROPRIATION YEAR 2003**

---

Each year State departments receive appropriations. These appropriations include expenditures to operate the department, expenditures made for the benefit of other departments and distributions to other entities such as local governments or school districts. The "operating costs" are the expenditures made from the department's appropriations which are used to provide that department's services. The "flow through payments" include expenditures used to fund other entities' or other departments' expenses and distributions to individuals, other entities or other departments for ultimate expenditure.

An analysis of an agency's operating costs gives a better indication of its effectiveness because operating costs are directly controlled by the agency's management. Flow through payments are normally the result of statutory or grant requirements. The spending of these moneys is more directly controlled by the entity or department which receives the flow through moneys.

The schedule on the following page shows that the moneys appropriated to an agency are not totally used for operation of that agency. This schedule shows appropriated expenditures for appropriation year 2003. However, these figures do not include appropriated expenditures of \$1,304,340,190 for refunds for overpayment of taxes and fees or investment of State money.

Expenditures for retirement, social security, health care, deferred compensation, reimbursements to Employment Security, statewide insurance, capital improvements, and building and grounds in the amount of \$2,151,898,979 have been allocated to the various departments. Most of the funding was appropriated to the Office of Administration.

The expenditures for debt service are segregated as they represent operating expenditures of the State as a whole. These expenditures are normally administered by the Office of Administration.

The expenditures for the court ordered desegregation payments (Note 4) are segregated because they are mandated by court order. These expenditures are normally administered by the Department of Elementary and Secondary Education.

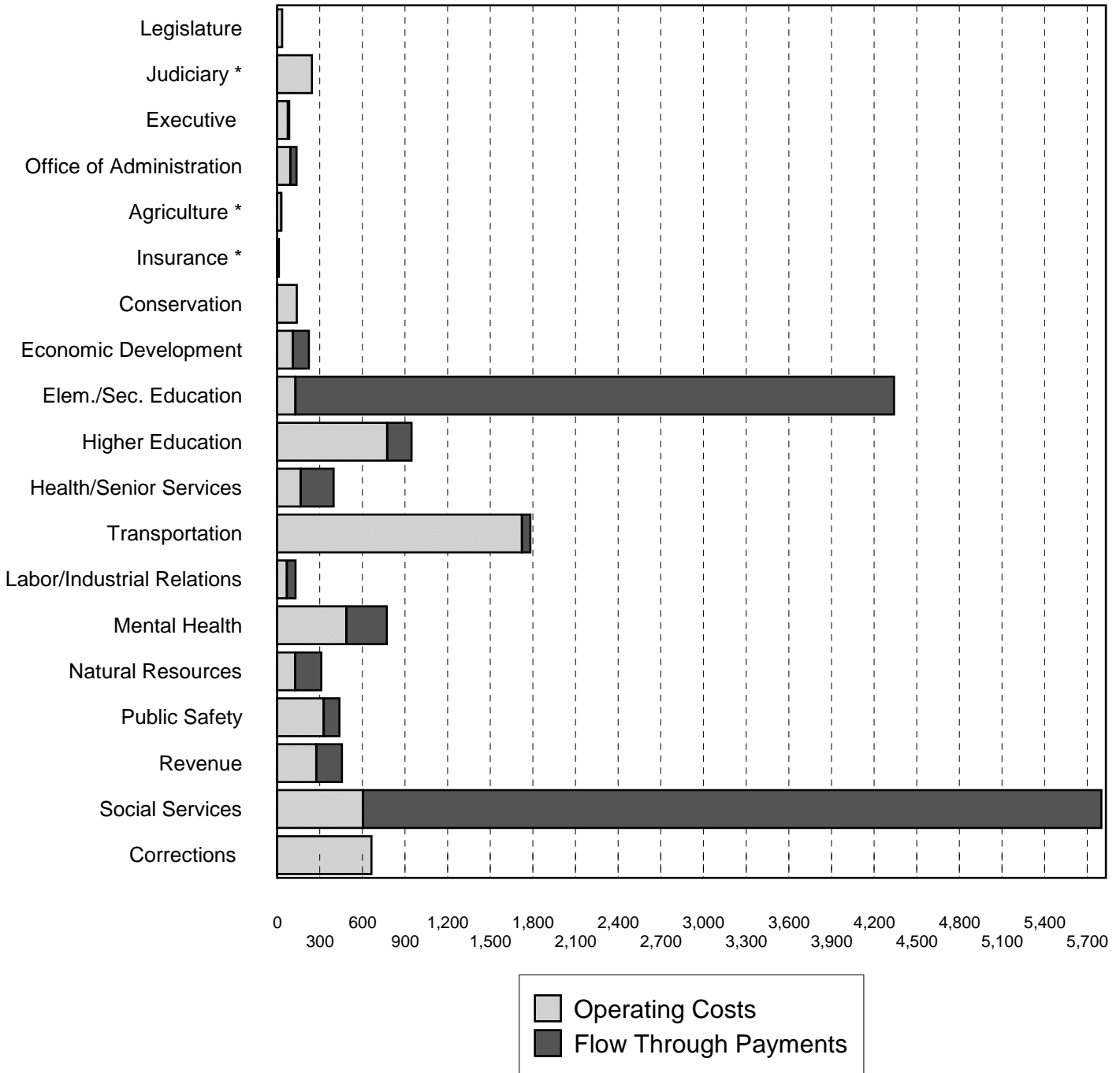
**STATE OF MISSOURI  
OPERATING COSTS AND FLOW THROUGH PAYMENTS BY DEPARTMENT  
ALL FUNDS  
APPROPRIATION YEAR 2003**

---

|   | Operating<br>Costs          | Flow<br>Through<br>Payments |
|---|-----------------------------|-----------------------------|
|   | <u>                    </u> | <u>                    </u> |
| Legislature                                   | \$ 38,918,889               | \$ ---                      |
| Judiciary                                     | 246,739,183                 | 123,311                     |
| Executive                                     | 76,890,801                  | 10,691,713                  |
| Office of Administration                      | 94,440,561                  | 45,581,863                  |
| Agriculture                                   | 31,373,871                  | 854,043                     |
| Insurance                                     | 15,509,365                  | 312,958                     |
| Conservation                                  | 140,629,134                 | ---                         |
| Economic Development                          | 113,273,977                 | 113,052,578                 |
| Elementary and Secondary Education            | 130,945,538                 | 4,212,228,508               |
| Higher Education                              | 775,527,184                 | 173,617,037                 |
| Health and Senior Services                    | 167,123,600                 | 232,992,548                 |
| Transportation                                | 1,723,088,151               | 60,777,820                  |
| Labor and Industrial Relations                | 69,785,360                  | 62,406,368                  |
| Mental Health                                 | 489,532,123                 | 285,149,886                 |
| Natural Resources                             | 128,193,738                 | 185,253,834                 |
| Public Safety                                 | 329,854,400                 | 110,458,435                 |
| Revenue                                       | 277,428,783                 | 181,711,500                 |
| Social Services                               | 606,581,897                 | 5,194,499,285               |
| Corrections                                   | 666,459,405                 | ---                         |
| Debt Service                                  | 199,583,588                 | ---                         |
| Court Ordered Desegregation Payments (Note 4) | ---                         | 20,000,000                  |
|   | <u>                    </u> | <u>                    </u> |
| Totals  | <u>\$ 6,321,879,548</u>     | <u>\$ 10,889,711,687</u>    |

The notes are an integral part of this report.

**STATE OF MISSOURI**  
**CHART OF OPERATING COSTS AND FLOW THROUGH PAYMENTS BY DEPARTMENT**  
**ALL FUNDS**  
**FOR THE APPROPRIATION YEAR 2003**  
**Millions of Dollars**



\*Immaterial Flow Through amounts not shown on this scale.

**STATE OF MISSOURI**  
**SUMMARY OF EXPENDITURES BY MAJOR CATEGORY**  
**AND FUND GROUP AND TRANSFERS OUT BY FUND GROUP**  
**FOR THE APPROPRIATION YEAR 2003**

|                        | Personal<br>Service     | Expense<br>and<br>Equipment | Capital<br>Improvements | Program<br>Specific      | Appropriated<br>Transfers Out | Article X<br>Distribution<br>(Note 3) | Court Ordered<br>Desegregation<br>Payments<br>(Note 4) | Totals                   |
|------------------------|-------------------------|-----------------------------|-------------------------|--------------------------|-------------------------------|---------------------------------------|--|--------------------------|
| General Fund           |                         |                             |                         |                          |                               |                                       |  |                          |
| General Revenue Funds  | \$ 1,654,510,304        | \$ 464,610,661              | \$ 60,110,427           | \$ 4,000,532,306         | \$ 4,302,481,163              | \$ 5,950,032                          | \$ 20,000,000  | \$ 10,508,194,893        |
| Federal Funds          | 315,126,546             | 263,127,229                 | 34,705,694              | 4,184,720,163            | 142,802,484                   | ---                                   | ---  | 4,940,482,116            |
| Special Revenue Funds  | 669,534,282             | 230,784,317                 | 24,263,540              | 4,085,429,231            | 1,535,568,881                 | ---                                   | ---  | 6,545,580,251            |
| Debt Service Funds     | ---                     | ---                         | ---                     | 49,338,078               | 46,368,232                    | ---                                   | ---  | 95,706,310               |
| Capital Projects Funds | 733,201                 | 273,799,947                 | 1,025,880,256           | 165,859,974              | 168,277,306                   | ---                                   | ---  | 1,634,550,684            |
| Permanent Funds        | ---                     | 37,434,291                  | ---                     | ---                      | 241                           | ---                                   | ---  | 37,434,532               |
| Enterprise Funds       | 32,194,989              | 142,314,242                 | 2,053,667               | 15,780,546               | 208,345,783                   | ---                                   | ---  | 400,689,227              |
| Internal Service Funds | 33,627,146              | 107,669,738                 | 3,260,909               | 6,644,434                | 15,108,910                    | ---                                   | ---  | 166,311,137              |
| Agency and Trust Funds |                         |                             |                         |                          |                               |                                       |  |                          |
| Agency                 | 571,341,399             | 47,266                      | ---                     | 9,403,153                | 13,647,274                    | ---                                   | ---  | 594,439,092              |
| Private Purpose Trust  | ---                     | 975,399                     | ---                     | 24,168,058               | 38,563,662                    | ---                                   | ---  | 63,707,119               |
| Totals                 | <u>\$ 3,277,067,867</u> | <u>\$ 1,520,763,090</u>     | <u>\$ 1,150,274,493</u> | <u>\$ 12,541,875,943</u> | <u>\$ 6,471,163,936</u>       | <u>\$ 5,950,032</u>                   | <u>\$ 20,000,000</u>                                   | <u>\$ 24,987,095,361</u> |

The notes are an integral part of this report.



**STATE OF MISSOURI  
SUMMARY OF EXPENDITURES BY DEPARTMENT,  
FUND GROUP AND MAJOR CATEGORY AND TRANSFERS OUT BY FUND GROUP  
FOR THE APPROPRIATION YEAR 2003**

|   | General Fund  |               |                          |                       |                           |                    |                     | Agency and Trust Funds    |                 | Totals        |       |
|---|---------------|---------------|--------------------------|-----------------------|---------------------------|--------------------|---------------------|---------------------------|-----------------|---------------|-------|
|   | General       |               | Special<br>Revenue Funds | Debt<br>Service Funds | Capital<br>Projects Funds | Permanent<br>Funds | Enterprise<br>Funds | Internal<br>Service Funds | Private Purpose |               |       |
|   | Revenue Funds | Federal Funds |                          |                       |                           |                    |                     |                           | Agency          |               | Trust |
| <b>Legislature</b>                            |               |               |                          |                       |                           |                    |                     |                           |                 |               |       |
| Personal Service                              | \$ 23,757,307 | \$ ---        | \$ ---                   | \$ ---                | \$ ---                    | \$ ---             | \$ ---              | \$ ---                    | \$ ---          | \$ 23,757,307 |       |
| Expense and Equipment                         | 7,092,969     | ---           | 28,913                   | ---                   | ---                       | ---                | 23,803              | ---                       | ---             | 7,145,685     |       |
| Capital Improvements                          | 89,926        | ---           | ---                      | ---                   | ---                       | ---                | ---                 | ---                       | ---             | 89,926        |       |
| Program Specific                              | ---           | ---           | ---                      | ---                   | ---                       | ---                | ---                 | ---                       | ---             | ---           |       |
| <b>Judiciary</b>                              |               |               |                          |                       |                           |                    |                     |                           |                 |               |       |
| Personal Service                              | 145,057,297   | 1,540,516     | 1,998,083                | ---                   | ---                       | ---                | ---                 | ---                       | ---             | 148,595,896   |       |
| Expense and Equipment                         | 18,976,594    | 3,671,630     | 7,589,094                | ---                   | ---                       | ---                | 79,989              | ---                       | ---             | 30,317,307    |       |
| Capital Improvements                          | 226,860       | ---           | ---                      | ---                   | ---                       | ---                | ---                 | ---                       | ---             | 226,860       |       |
| Program Specific                              | 288,270       | 16,275        | 227,507                  | ---                   | ---                       | ---                | ---                 | 810,797                   | ---             | 1,342,849     |       |
| <b>Executive</b>                              |               |               |                          |                       |                           |                    |                     |                           |                 |               |       |
| Personal Service                              | 26,064,739    | 1,433,953     | 5,373,924                | ---                   | ---                       | ---                | 70,304              | ---                       | ---             | 32,942,920    |       |
| Expense and Equipment                         | 9,016,794     | 1,391,253     | 5,020,568                | ---                   | ---                       | ---                | ---                 | 113,729                   | 249,758         | 15,792,102    |       |
| Capital Improvements                          | 16,926        | ---           | 93,808                   | ---                   | ---                       | ---                | ---                 | ---                       | ---             | 110,734       |       |
| Program Specific                              | 8,654,613     | 1,747,922     | 3,866,338                | ---                   | ---                       | ---                | ---                 | ---                       | 13,011,897      | 27,280,770    |       |
| <b>Office of Administration</b>               |               |               |                          |                       |                           |                    |                     |                           |                 |               |       |
| Personal Service                              | 19,153,603    | 509,399       | 212,167                  | ---                   | ---                       | ---                | 596,572             | 16,860,676                | 571,341,399     | 608,673,816   |       |
| Expense and Equipment                         | 27,985,487    | 104,400       | 297,090                  | ---                   | 46,651                    | ---                | 1,245,372           | 71,767,323                | 47,065          | 101,493,388   |       |
| Capital Improvements                          | 3,135,496     | 1,363         | ---                      | ---                   | ---                       | ---                | 260                 | 2,022,635                 | ---             | 5,159,754     |       |
| Program Specific                              | 145,741,101   | 4,499,294     | 3,950,713                | 49,338,078            | ---                       | ---                | 128,515             | 2,540,380                 | 921,744         | 207,298,605   |       |
| <b>Agriculture</b>                            |               |               |                          |                       |                           |                    |                     |                           |                 |               |       |
| Personal Service                              | 8,692,941     | 559,481       | 2,836,172                | ---                   | ---                       | ---                | 839,901             | ---                       | ---             | 12,928,495    |       |
| Expense and Equipment                         | 2,467,046     | 762,964       | 1,892,116                | ---                   | ---                       | ---                | 2,951,473           | ---                       | ---             | 8,073,599     |       |
| Capital Improvements                          | 2,227,476     | ---           | 30,857                   | ---                   | ---                       | ---                | ---                 | ---                       | ---             | 2,258,333     |       |
| Program Specific                              | 244,404       | 45,352        | 4,242,259                | ---                   | ---                       | ---                | 67,289              | ---                       | ---             | 4,599,304     |       |
| <b>Insurance</b>                              |               |               |                          |                       |                           |                    |                     |                           |                 |               |       |
| Personal Service                              | ---           | ---           | 9,595,884                | ---                   | ---                       | ---                | ---                 | ---                       | ---             | 9,595,884     |       |
| Expense and Equipment                         | ---           | ---           | 2,967,548                | ---                   | ---                       | ---                | ---                 | ---                       | ---             | 2,967,548     |       |
| Capital Improvements                          | ---           | ---           | ---                      | ---                   | ---                       | ---                | ---                 | ---                       | ---             | ---           |       |
| Program Specific                              | ---           | 312,958       | 78,201                   | ---                   | ---                       | ---                | ---                 | ---                       | ---             | 391,159       |       |
| <b>Conservation</b>                           |               |               |                          |                       |                           |                    |                     |                           |                 |               |       |
| Personal Service                              | ---           | ---           | 68,535,474               | ---                   | ---                       | ---                | ---                 | ---                       | ---             | 68,535,474    |       |
| Expense and Equipment                         | ---           | ---           | 43,172,041               | ---                   | ---                       | ---                | ---                 | ---                       | ---             | 43,172,041    |       |
| Capital Improvements                          | ---           | ---           | 14,160,889               | ---                   | ---                       | ---                | ---                 | ---                       | ---             | 14,160,889    |       |
| Program Specific                              | ---           | ---           | 3,987,833                | ---                   | ---                       | ---                | ---                 | ---                       | ---             | 3,987,833     |       |
| <b>Economic Development</b>                   |               |               |                          |                       |                           |                    |                     |                           |                 |               |       |
| Personal Service                              | 4,987,699     | 17,829,127    | 21,493,469               | ---                   | ---                       | ---                | ---                 | 3,680,712                 | ---             | 47,991,007    |       |
| Expense and Equipment                         | 2,835,610     | 6,519,529     | 24,096,086               | ---                   | ---                       | ---                | ---                 | 2,139,875                 | ---             | 35,591,100    |       |
| Capital Improvements                          | 486,862       | 1,348         | 378,798                  | ---                   | ---                       | ---                | ---                 | 55,226                    | ---             | 922,234       |       |
| Program Specific                              | 7,369,357     | 89,848,383    | 26,440,250               | ---                   | ---                       | ---                | ---                 | 41,824                    | ---             | 123,699,814   |       |
| <b>Elementary and Secondary<br/>Education</b> |               |               |                          |                       |                           |                    |                     |                           |                 |               |       |
| Personal Service                              | 35,038,544    | 30,191,212    | 691,454                  | ---                   | ---                       | ---                | ---                 | ---                       | ---             | 65,921,210    |       |
| Expense and Equipment                         | 18,806,347    | 25,702,027    | 8,557,311                | ---                   | ---                       | 37,399,291         | ---                 | ---                       | ---             | 90,464,976    |       |
| Capital Improvements                          | 816,434       | 857           | 2,589,078                | ---                   | ---                       | ---                | ---                 | ---                       | ---             | 3,406,369     |       |
| Program Specific                              | 175,589,801   | 672,517,185   | 3,343,346,675            | ---                   | ---                       | ---                | ---                 | ---                       | ---             | 4,191,453,661 |       |
| <b>Higher Education</b>                       |               |               |                          |                       |                           |                    |                     |                           |                 |               |       |
| Personal Service                              | 656,012,696   | 269,989       | 61,102,104               | ---                   | ---                       | ---                | ---                 | ---                       | ---             | 717,384,789   |       |
| Expense and Equipment                         | 8,202,638     | 260,945       | 18,474,575               | ---                   | 3,904                     | ---                | ---                 | ---                       | 602,062         | 27,544,124    |       |
| Capital Improvements                          | 11,545,033    | 968           | 2,325,143                | ---                   | 3,796                     | ---                | ---                 | ---                       | ---             | 13,874,940    |       |
| Program Specific                              | 135,551,067   | 1,610,255     | 125,322,749              | ---                   | ---                       | ---                | ---                 | 763,586                   | ---             | 263,247,657   |       |

**STATE OF MISSOURI  
SUMMARY OF EXPENDITURES BY DEPARTMENT,  
FUND GROUP AND MAJOR CATEGORY AND TRANSFERS OUT BY FUND GROUP  
FOR THE APPROPRIATION YEAR 2003**

|  | General Fund             |                         |                          |                       |                           |                      |                       | Agency and Trust Funds    |                       | Totals               |                          |
|--|--------------------------|-------------------------|--------------------------|-----------------------|---------------------------|----------------------|-----------------------|---------------------------|-----------------------|----------------------|--------------------------|
|  | General                  |                         | Special<br>Revenue Funds | Debt<br>Service Funds | Capital<br>Projects Funds | Permanent<br>Funds   | Enterprise<br>Funds   | Internal<br>Service Funds | Agency                |                      | Private Purpose<br>Trust |
|  | Revenue Funds            | Federal Funds           |                          |                       |                           |                      |                       |                           |                       |                      |                          |
| Health and Senior Services                       |                          |                         |                          |                       |                           |                      |                       |                           |                       |                      |                          |
| Personal Service                                 | 29,026,643               | 37,494,344              | 3,099,286                | ---                   | ---                       | ---                  | ---                   | ---                       | ---                   | 69,620,273           |                          |
| Expense and Equipment                            | 25,101,192               | 52,570,049              | 22,460,907               | ---                   | ---                       | 35,000               | ---                   | ---                       | ---                   | 100,167,148          |                          |
| Capital Improvements                             | 461,718                  | 2,815                   | 3,805                    | ---                   | ---                       | ---                  | ---                   | ---                       | ---                   | 468,338              |                          |
| Program Specific                                 | 26,813,252               | 170,272,029             | 5,976,511                | ---                   | ---                       | ---                  | ---                   | 4,318                     | ---                   | 203,066,110          |                          |
| Transportation                                   |                          |                         |                          |                       |                           |                      |                       |                           |                       |                      |                          |
| Personal Service                                 | 320,735                  | 404,078                 | 314,749,442              | ---                   | ---                       | ---                  | ---                   | ---                       | ---                   | 315,474,255          |                          |
| Expense and Equipment                            | 12,652                   | 127,672                 | 21,926,654               | ---                   | 272,814,488               | ---                  | ---                   | ---                       | ---                   | 294,881,466          |                          |
| Capital Improvements                             | ---                      | ---                     | 45,891                   | ---                   | 1,015,503,635             | ---                  | ---                   | ---                       | ---                   | 1,015,549,526        |                          |
| Program Specific                                 | 7,265,791                | 28,720,226              | 10,784,051               | ---                   | 147,378,103               | ---                  | ---                   | ---                       | ---                   | 194,148,171          |                          |
| Labor and Industrial Relations                   |                          |                         |                          |                       |                           |                      |                       |                           |                       |                      |                          |
| Personal Service                                 | 2,506,735                | 28,304,990              | 8,434,292                | ---                   | ---                       | ---                  | ---                   | ---                       | ---                   | 39,246,017           |                          |
| Expense and Equipment                            | 484,135                  | 10,016,681              | 3,837,858                | ---                   | ---                       | ---                  | ---                   | ---                       | ---                   | 14,338,674           |                          |
| Capital Improvements                             | 8,553                    | 28,791                  | 432,430                  | ---                   | ---                       | ---                  | ---                   | ---                       | ---                   | 469,774              |                          |
| Program Specific                                 | 91,438                   | 5,599,149               | 57,730,433               | ---                   | ---                       | ---                  | ---                   | 2,064,869                 | ---                   | 65,485,889           |                          |
| Mental Health                                    |                          |                         |                          |                       |                           |                      |                       |                           |                       |                      |                          |
| Personal Service                                 | 243,134,181              | 19,332,595              | 402,760                  | ---                   | ---                       | ---                  | 54,499                | ---                       | ---                   | 262,924,035          |                          |
| Expense and Equipment                            | 68,059,949               | 9,850,984               | 338,138                  | ---                   | ---                       | ---                  | 3,000,266             | ---                       | ---                   | 81,249,337           |                          |
| Capital Improvements                             | 17,926,495               | 10,140                  | 2,659                    | ---                   | ---                       | ---                  | ---                   | ---                       | ---                   | 17,939,294           |                          |
| Program Specific                                 | 200,048,294              | 85,869,439              | 18,820,641               | ---                   | ---                       | ---                  | 4,062,230             | 62,095                    | ---                   | 308,862,699          |                          |
| Natural Resources                                |                          |                         |                          |                       |                           |                      |                       |                           |                       |                      |                          |
| Personal Service                                 | 8,707,809                | 13,326,595              | 35,401,571               | ---                   | ---                       | ---                  | 2,078,288             | 4,666,418                 | ---                   | 64,180,681           |                          |
| Expense and Equipment                            | 2,154,727                | 6,452,555               | 14,435,149               | ---                   | ---                       | ---                  | 7,413,951             | 3,013,501                 | ---                   | 33,469,883           |                          |
| Capital Improvements                             | 89,455                   | 1,269,233               | 3,913,294                | ---                   | ---                       | ---                  | 1,896,641             | 11,274                    | ---                   | 7,179,897            |                          |
| Program Specific                                 | 11,102,076               | 12,668,704              | 130,009,107              | ---                   | 16,617,386                | ---                  | 15,571,725            | ---                       | ---                   | 185,968,998          |                          |
| Public Safety                                    |                          |                         |                          |                       |                           |                      |                       |                           |                       |                      |                          |
| Personal Service                                 | 32,676,954               | 10,959,826              | 106,094,568              | ---                   | 733,201                   | ---                  | 21,852,473            | ---                       | ---                   | 172,317,022          |                          |
| Expense and Equipment                            | 7,686,689                | 21,411,340              | 31,302,896               | ---                   | 796,849                   | ---                  | 12,390,291            | 129,037                   | ---                   | 73,717,102           |                          |
| Capital Improvements                             | 7,952,097                | 32,545,863              | 18,040                   | ---                   | 8,751,049                 | ---                  | 98,393                | 1,134,714                 | ---                   | 50,500,156           |                          |
| Program Specific                                 | 4,260,259                | 99,801,708              | 7,439,181                | ---                   | 1,864,485                 | ---                  | ---                   | ---                       | ---                   | 113,365,633          |                          |
| Revenue  |                          |                         |                          |                       |                           |                      |                       |                           |                       |                      |                          |
| Personal Service                                 | 28,001,913               | 18,298                  | 25,550,141               | ---                   | ---                       | ---                  | 6,757,451             | ---                       | ---                   | 60,327,803           |                          |
| Expense and Equipment                            | 10,514,343               | 817,866                 | 20,983,807               | ---                   | ---                       | ---                  | 118,313,155           | ---                       | ---                   | 150,629,171          |                          |
| Capital Improvements                             | 4,102                    | ---                     | 48,230                   | ---                   | ---                       | ---                  | 58,373                | ---                       | ---                   | 110,705              |                          |
| Program Specific                                 | 1,178,396,988            | ---                     | 218,573,827              | ---                   | ---                       | ---                  | 13,017                | ---                       | 276,552               | 1,397,260,384        |                          |
| Social Services                                  |                          |                         |                          |                       |                           |                      |                       |                           |                       |                      |                          |
| Personal Service                                 | 99,321,406               | 151,290,621             | 3,963,491                | ---                   | ---                       | ---                  | ---                   | 35,138                    | ---                   | 254,610,656          |                          |
| Expense and Equipment                            | 58,274,895               | 120,603,384             | 3,321,063                | ---                   | 116,188                   | ---                  | ---                   | 4,755,934                 | 201                   | 187,195,244          |                          |
| Capital Improvements                             | 1,338,128                | 226,111                 | 220,618                  | ---                   | 73,815                    | ---                  | ---                   | ---                       | ---                   | 1,858,672            |                          |
| Program Specific                                 | 2,099,039,947            | 3,011,191,284           | 124,632,955              | ---                   | ---                       | ---                  | ---                   | ---                       | 4,499,192             | 5,250,340,759        |                          |
| Corrections                                      |                          |                         |                          |                       |                           |                      |                       |                           |                       |                      |                          |
| Personal Service                                 | 292,049,102              | 1,661,522               | ---                      | ---                   | ---                       | ---                  | ---                   | 8,329,703                 | ---                   | 302,040,327          |                          |
| Expense and Equipment                            | 196,938,594              | 2,863,950               | 82,503                   | ---                   | 21,867                    | ---                  | ---                   | 22,646,281                | ---                   | 222,553,195          |                          |
| Capital Improvements                             | 13,784,866               | 618,205                 | ---                      | ---                   | 1,547,961                 | ---                  | ---                   | 37,060                    | ---                   | 15,988,092           |                          |
| Program Specific                                 | 75,648                   | ---                     | ---                      | ---                   | ---                       | ---                  | ---                   | ---                       | ---                   | 75,648               |                          |
| Transfers Out                                    |                          |                         |                          |                       |                           |                      |                       |                           |                       |                      |                          |
| Appropriated                                     | 4,302,481,163            | 142,802,484             | 1,535,568,881            | 46,368,232            | 168,277,306               | 241                  | 208,345,783           | 15,108,910                | 13,647,274            | 38,563,662           | 6,471,163,936            |
| Article X Distribution (Note 3)                  | 5,950,032                | ---                     | ---                      | ---                   | ---                       | ---                  | ---                   | ---                       | ---                   | ---                  | 5,950,032                |
| Court Ordered Desegregation<br>Payments (Note 4) | 20,000,000               | ---                     | ---                      | ---                   | ---                       | ---                  | ---                   | ---                       | ---                   | ---                  | 20,000,000               |
| <b>Totals</b>                                    | <b>\$ 10,508,194,893</b> | <b>\$ 4,940,482,116</b> | <b>\$ 6,545,580,251</b>  | <b>\$ 95,706,310</b>  | <b>\$ 1,634,550,684</b>   | <b>\$ 37,434,532</b> | <b>\$ 400,689,227</b> | <b>\$ 166,311,137</b>     | <b>\$ 594,439,092</b> | <b>\$ 63,707,119</b> | <b>\$ 24,987,095,361</b> |

The notes are an integral part of this report.

**STATE OF MISSOURI**  
**SUMMARY OF APPROPRIATIONS BY FUND GROUP**  
**FOR THE APPROPRIATION YEAR 2003**

|                         | <u>Appropriations</u>    | <u>Expenditures<br/>and<br/>Appropriated<br/>Transfers Out</u> | <u>Reappropriations<br/>to 2004</u> | <u>Lapse of<br/>Appropriations</u> |
|-------------------------|--------------------------|--|-------------------------------------|------------------------------------|
| General Fund:           |                          |  |                                     |                                    |
| General Revenue Funds   | \$ 11,791,692,811        | \$ 10,508,194,893  | \$ 92,446,328                       | \$ 1,191,051,590                   |
| Federal Funds           | 5,594,172,652            | 4,940,482,116  | 45,334,858                          | 608,355,678                        |
| Special Revenue Funds   | 7,601,185,252            | 6,545,580,251  | 421,913,072                         | 633,691,929                        |
| Debt Service Funds      | 153,624,270              | 95,706,310   | ---                                 | 57,917,960                         |
| Capital Projects Funds  | 1,921,741,081            | 1,634,550,684  | 143,423,660                         | 143,766,737                        |
| Permanent Funds         | 37,437,406               | 37,434,532   | ---                                 | 2,874                              |
| Enterprise Funds        | 434,931,988              | 400,689,227  | 1,938,575                           | 32,304,186                         |
| Internal Service Funds  | 230,561,026              | 166,311,137  | 5,937,186                           | 58,312,703                         |
| Agency and Trust Funds: |                          |  |                                     |                                    |
| Agency                  | 624,972,948              | 594,439,092  | ---                                 | 30,533,856                         |
| Private Purpose Trust   | 69,826,836               | 63,707,119   | ---                                 | 6,119,717                          |
| Totals                  | <u>\$ 28,460,146,270</u> | <u>\$ 24,987,095,361</u>                                       | <u>\$ 710,993,679</u>               | <u>\$ 2,762,057,230</u>            |

The notes are an integral part of this report.

**STATE OF MISSOURI**  
**SUMMARY OF APPROPRIATIONS BY FUND AND DEPARTMENT**  
**GENERAL FUND**  
**FOR THE APPROPRIATION YEAR 2003**

| <b>GENERAL REVENUE FUNDS</b>                             | <u>Appropriations</u> | <u>Expenditures<br/>and<br/>Appropriated<br/>Transfers Out</u> | <u>Reappropriations<br/>to 2004</u> | <u>Lapse of<br/>Appropriations</u> |
|--|-----------------------|--|-------------------------------------|------------------------------------|
| <b><u>General Revenue - 0101</u></b>                     |                       |  |                                     |                                    |
| Legislature  | \$ 35,189,085         | \$ 30,940,202  | \$ ---                              | \$ 4,248,883                       |
| Judiciary  | 168,953,616           | 164,510,788  | ---                                 | 4,442,828                          |
| Executive  | 45,850,372            | 43,208,658   | 243,479                             | 2,398,235                          |
| Office of Administration                                 | 256,879,910           | 186,994,540  | 1,869,593                           | 68,015,777                         |
| Agriculture  | 14,235,544            | 12,994,137   | ---                                 | 1,241,407                          |
| Economic Development                                     | 16,118,880            | 13,155,293   | 5,000                               | 2,958,587                          |
| Elementary and Secondary Education                       | 241,952,952           | 229,370,901  | 1,469,556                           | 11,112,495                         |
| Higher Education   | 1,004,968,066         | 811,311,434  | 33,446,678                          | 160,209,954                        |
| Health and Senior Services                               | 96,206,398            | 80,811,709   | 1,250,036                           | 14,144,653                         |
| Transportation   | 14,041,150            | 7,599,178  | ---                                 | 6,441,972                          |
| Labor and Industrial Relations                           | 3,677,737             | 3,081,495  | ---                                 | 596,242                            |
| Mental Health  | 537,448,072           | 513,385,238  | 859,453                             | 23,203,381                         |
| Natural Resources  | 33,494,268            | 21,449,088   | 5,593,718                           | 6,451,462                          |
| Public Safety  | 54,604,854            | 47,175,484   | 96,824                              | 7,332,546                          |
| Revenue  | 1,221,886,042         | 1,216,917,346  | ---                                 | 4,968,696                          |
| Social Services  | 1,157,053,679         | 1,119,415,093  | 2,060,685                           | 35,577,901                         |
| Corrections  | 532,211,325           | 490,913,383  | 712,913                             | 40,585,029                         |
| <b><u>Uncompensated Care - 0108</u></b>                  |                       |  |                                     |                                    |
| Social Services  | 91,179,406            | 91,179,332   | ---                                 | 74                                 |
| <b><u>Health Interagency Payments - 0113</u></b>         |                       |  |                                     |                                    |
| Health and Senior Services                               | 3,720,527             | 591,096  | ---                                 | 3,129,431                          |
| <b><u>Facilities Maintenance Reserve - 0124</u></b>      |                       |  |                                     |                                    |
| Judiciary  | 42,793                | 38,233   | 4,560                               | ---                                |
| Office of Administration                                 | 18,868,928            | 1,617,717  | 6,836,541                           | 10,414,670                         |
| Agriculture  | 2,103,329             | 637,730  | 1,450,519                           | 15,080                             |
| Economic Development                                     | 13,773                | 10,594   | 95                                  | 3,084                              |
| Elementary and Secondary Education                       | 6,665,364             | 880,225  | 1,469,340                           | 4,315,799                          |
| Transportation   | 121                   | ---  | 24                                  | 97                                 |
| Labor and Industrial Relations                           | 27,847                | 9,366  | 18,448                              | 33                                 |
| Mental Health  | 12,626,740            | 3,923,830  | 2,139,134                           | 6,563,776                          |
| Natural Resources  | 2,379,840             | 73,083   | 2,306,733                           | 24                                 |
| Public Safety  | 9,272,082             | 5,400,515  | 1,535,197                           | 2,336,370                          |
| Revenue  | 120                   | ---  | 87                                  | 33                                 |
| Social Services  | 4,319,678             | 1,229,270  | 726,325                             | 2,364,083                          |
| Corrections  | 23,419,466            | 11,934,827   | 2,970,069                           | 8,514,570                          |
| <b><u>Intergovernmental Transfer - 0139</u></b>          |                       |  |                                     |                                    |
| Natural Resources  | 825,000               | 527,258  | 297,741                             | 1                                  |
| Social Services  | 169,230,307           | 166,619,006  | 407,541                             | 2,203,760                          |
| <b><u>Federal Reimbursement<br/>Allowance - 0142</u></b> |                       |  |                                     |                                    |
| Social Services  | 733,211,716           | 636,367,882  | ---                                 | 96,843,834                         |

**STATE OF MISSOURI  
SUMMARY OF APPROPRIATIONS BY FUND AND DEPARTMENT  
GENERAL FUND  
FOR THE APPROPRIATION YEAR 2003**

|  | Appropriations | Expenditures<br>and<br>Appropriated<br>Transfers Out | Reappropriations<br>to 2004 | Lapse of<br>Appropriations |
|--|----------------|--|-----------------------------|----------------------------|
| <b><u>Pharmacy Reimbursement</u></b>               |                |  |                             |                            |
| <b><u>Allowance - 0144</u></b>                     |                |  |                             |                            |
| Social Services                                    | 55,392,482     | 48,578,108   | ---                         | 6,814,374                  |
| <b><u>Child Support Enforcement</u></b>            |                |  |                             |                            |
| <b><u>Collections - 0169</u></b>                   |                |  |                             |                            |
| Social Services                                    | 17,790,800     | 13,039,732   | ---                         | 4,751,068                  |
| <b><u>Missouri Technology</u></b>                  |                |  |                             |                            |
| <b><u>Investment - 0172</u></b>                    |                |  |                             |                            |
| Economic Development                               | 2,705,526      | 2,513,641  | ---                         | 191,885                    |
| <b><u>Missouri Water Development - 0174</u></b>    |                |  |                             |                            |
| Office of Administration                           | 600,000        | 592,638  | ---                         | 7,362                      |
| <b><u>General Revenue</u></b>                      |                |  |                             |                            |
| <b><u>Reimbursements - 0176</u></b>                |                |  |                             |                            |
| Mental Health                                      | 13,596,717     | 11,859,851   | ---                         | 1,736,866                  |
| <b><u>Nursing Facility Federal</u></b>             |                |  |                             |                            |
| <b><u>Reimbursement Allowance - 0196</u></b>       |                |  |                             |                            |
| Social Services                                    | 223,253,784    | 181,545,953  | ---                         | 41,707,831                 |
| <b><u>Post Closure - 0198</u></b>                  |                |  |                             |                            |
| Natural Resources                                  | 141,599        | 4,638  | ---                         | 136,961                    |
| <b><u>Attorney General's Court</u></b>             |                |  |                             |                            |
| <b><u>Costs - 0603</u></b>                         |                |  |                             |                            |
| Executive  | 187,000        | 167,155  | ---                         | 19,845                     |
| <b><u>Attorney General's Anti-Trust - 0666</u></b> |                |  |                             |                            |
| Executive  | 588,317        | 377,259  | ---                         | 211,058                    |
| <b><u>State Elections Subsidy - 0686</u></b>       |                |  |                             |                            |
| Office of Administration                           | 400,001        | ---  | ---                         | 400,001                    |
| <b><u>State Legal Expense - 0692</u></b>           |                |  |                             |                            |
| Office of Administration                           | 6,837,435      | 6,810,792  | ---                         | 26,643                     |
| Subtotals  | 6,834,172,648  | 6,179,763,698  | 67,770,289                  | 586,638,661                |
| <b><u>FEDERAL FUNDS</u></b>                        |                |  |                             |                            |
| <b><u>Vocational Rehabilitation - 0104</u></b>     |                |  |                             |                            |
| Office of Administration                           | 530,000        | 255,531  | ---                         | 274,469                    |
| Elementary and Secondary Education                 | 140,712,055    | 130,439,647  | ---                         | 10,272,408                 |
| <b><u>Elementary and Secondary</u></b>             |                |  |                             |                            |
| <b><u>Education - 0105</u></b>                     |                |  |                             |                            |
| Office of Administration                           | 565,000        | 204,775  | ---                         | 360,225                    |
| Elementary and Secondary Education                 | 764,453,273    | 597,971,636  | ---                         | 166,481,637                |

**STATE OF MISSOURI  
SUMMARY OF APPROPRIATIONS BY FUND AND DEPARTMENT  
GENERAL FUND  
FOR THE APPROPRIATION YEAR 2003**

---

|   | Appropriations | Expenditures<br>and<br>Appropriated<br>Transfers Out | Reappropriations<br>to 2004 | Lapse of<br>Appropriations |
|---|----------------|--|-----------------------------|----------------------------|
| <b><u>Division of Youth Services - Federal<br/>and Other - 0111</u></b>     |                |  |                             |                            |
| Office of Administration  | 1,000          | ---  | ---                         | 1,000                      |
| <b><u>Office of the State<br/>Public Defender - 0112</u></b>                |                |  |                             |                            |
| Judiciary   | 125,000        | ---  | ---                         | 125,000                    |
| <b><u>Pharmacy Rebates - 0114</u></b>                                       |                |  |                             |                            |
| Social Services   | 78,721,988     | 77,888,353   | ---                         | 833,635                    |
| <b><u>State Auditor - 0115</u></b>  |                |  |                             |                            |
| Executive   | 508,427        | 341,215  | ---                         | 167,212                    |
| Office of Administration  | 500            | 202  | ---                         | 298                        |
| <b><u>Higher Education - 0116</u></b>                                       |                |  |                             |                            |
| Office of Administration  | 100            | 26   | ---                         | 74                         |
| Higher Education  | 5,765,240      | 2,142,160  | ---                         | 3,623,080                  |
| <b><u>Commission on Human Rights - 0117</u></b>                             |                |  |                             |                            |
| Labor and Industrial Relations  | 826,620        | 676,648  | ---                         | 149,972                    |
| <b><u>Community Development Block<br/>Grant (Pass-through) - 0118</u></b>   |                |  |                             |                            |
| Economic Development  | 33,000,000     | 32,583,189   | ---                         | 416,811                    |
| <b><u>Third Party Liability Collections - 0120</u></b>                      |                |  |                             |                            |
| Judiciary   | 345,869        | 249,826  | ---                         | 96,043                     |
| Social Services   | 15,123,440     | 14,694,313   | ---                         | 429,127                    |
| <b><u>Juvenile Accountability<br/>Incentive - 0121</u></b>                  |                |  |                             |                            |
| Public Safety   | 6,474,678      | 5,171,446  | ---                         | 1,303,232                  |
| <b><u>Labor and Industrial Relations<br/>Administration - 0122</u></b>      |                |  |                             |                            |
| Office of Administration  | 10,000         | 6,907  | ---                         | 3,093                      |
| Labor and Industrial Relations  | 16,152,097     | 9,104,996  | ---                         | 7,047,101                  |
| <b><u>Community Development Block<br/>Grant (Administration) - 0123</u></b> |                |  |                             |                            |
| Economic Development  | 1,087,268      | 645,012  | ---                         | 442,256                    |
| <b><u>Transportation - 0126</u></b>   |                |  |                             |                            |
| Transportation  | 60,342,886     | 29,244,222   | ---                         | 31,098,664                 |
| <b><u>Economic Development - 0129</u></b>                                   |                |  |                             |                            |
| Economic Development  | 559,223        | 92,916   | ---                         | 466,307                    |
| <b><u>Corrections - 0130</u></b>  |                |  |                             |                            |
| Corrections   | 16,871,375     | 5,143,675  | 4,955,499                   | 6,772,201                  |

**STATE OF MISSOURI**  
**SUMMARY OF APPROPRIATIONS BY FUND AND DEPARTMENT**  
**GENERAL FUND**  
**FOR THE APPROPRIATION YEAR 2003**

|   | Appropriations | Expenditures<br>and<br>Appropriated<br>Transfers Out | Reappropriations<br>to 2004 | Lapse of<br>Appropriations |
|---|----------------|--|-----------------------------|----------------------------|
| <b><u>Revenue - 0132</u></b>                                      |                |  |                             |                            |
| Revenue   | 3,479,453      | 836,165  | ---                         | 2,643,288                  |
| <b><u>Agriculture - 0133</u></b>                                  |                |  |                             |                            |
| Agriculture   | 3,159,939      | 1,367,796  | ---                         | 1,792,143                  |
| <b><u>Office of Administration - 0135</u></b>                     |                |  |                             |                            |
| Office of Administration  | 14,912,620     | 4,101,577  | 10,415,348                  | 395,695                    |
| <b><u>Attorney General - 0136</u></b>                             |                |  |                             |                            |
| Executive   | 3,664,502      | 1,038,883  | ---                         | 2,625,619                  |
| Office of Administration  | 5,000          | 2,000  | ---                         | 3,000                      |
| <b><u>Supreme Court - 0137</u></b>                                |                |  |                             |                            |
| Judiciary   | 15,424,246     | 4,978,590  | ---                         | 10,445,656                 |
| Office of Administration  | 1,467          | 1,466  | ---                         | 1                          |
| <b><u>Missouri Council on the Arts - 0138</u></b>                 |                |  |                             |                            |
| Economic Development  | 1,484,798      | 390,119  | ---                         | 1,094,679                  |
| <b><u>Natural Resources - 0140</u></b>                            |                |  |                             |                            |
| Office of Administration  | 50             | 24   | ---                         | 26                         |
| Natural Resources   | 59,050,662     | 33,717,087   | 1,760,217                   | 23,573,358                 |
| <b><u>Management Information<br/>Systems - 0141</u></b>           |                |  |                             |                            |
| Economic Development  | 2,200,000      | ---  | ---                         | 2,200,000                  |
| <b><u>Health - 0143</u></b>                                       |                |  |                             |                            |
| Office of Administration  | 60,000         | 39,401   | ---                         | 20,599                     |
| Health and Senior Services  | 316,619,532    | 260,339,240  | ---                         | 56,280,292                 |
| Social Services   | 354,209        | 347,224  | ---                         | 6,985                      |
| <b><u>State Emergency Management - 0145</u></b>                   |                |  |                             |                            |
| Public Safety   | 9,115,779      | 6,540,461  | ---                         | 2,575,318                  |
| <b><u>Mental Health Intergovernmental<br/>Transfer - 0147</u></b> |                |  |                             |                            |
| Mental Health   | 13,372,695     | 13,031,833   | ---                         | 340,862                    |
| <b><u>Mental Health - 0148</u></b>                                |                |  |                             |                            |
| Office of Administration  | 40,000         | 29,160   | ---                         | 10,840                     |
| Mental Health   | 143,070,273    | 102,031,326  | ---                         | 41,038,947                 |
| <b><u>Highway Safety - 0149</u></b>                               |                |  |                             |                            |
| Office of Administration  | 984            | 984  | ---                         | ---                        |
| Public Safety   | 27,467,097     | 11,801,628   | ---                         | 15,665,469                 |
| <b><u>Secretary of State Records - 0150</u></b>                   |                |  |                             |                            |
| Executive   | 300,000        | 102,915  | 10,000                      | 187,085                    |

**STATE OF MISSOURI  
SUMMARY OF APPROPRIATIONS BY FUND AND DEPARTMENT  
GENERAL FUND  
FOR THE APPROPRIATION YEAR 2003**

---

|  | Appropriations | Expenditures<br>and<br>Appropriated<br>Transfers Out | Reappropriations<br>to 2004 | Lapse of<br>Appropriations |
|--|----------------|--|-----------------------------|----------------------------|
| <b><u>National Endowment for Human Services American Treasury Grant - 0151</u></b> |                |  |                             |                            |
| Executive  | 175,000        | 28,828   | 80,000                      | 66,172                     |
| <b><u>Public Safety - 0152</u></b>   |                |  |                             |                            |
| Office of Administration   | 15,000         | 3,332  | ---                         | 11,668                     |
| Public Safety  | 60,159,539     | 33,175,663   | 233,171                     | 26,750,705                 |
| <b><u>Division of Aging - 0153</u></b>   |                |  |                             |                            |
| Office of Administration   | 7,000          | 1,570  | ---                         | 5,430                      |
| <b><u>Homeland Security - 0154</u></b>   |                |  |                             |                            |
| Office of Administration   | 64             | 64   | ---                         | ---                        |
| Public Safety  | 1,863,671      | 964,016  | ---                         | 899,655                    |
| <b><u>Job Development and Training - 0155</u></b>                                  |                |  |                             |                            |
| Office of Administration   | 2,000          | 1,858  | ---                         | 142                        |
| Economic Development   | 109,935,632    | 76,884,706   | ---                         | 33,050,926                 |
| <b><u>Election Admin Improvement - 0157</u></b>                                    |                |  |                             |                            |
| Executive  | 5,000,000      | ---  | ---                         | 5,000,000                  |
| <b><u>Title XIX - 0163</u></b>   |                |  |                             |                            |
| Social Services  | 2,507,975,907  | 2,472,195,552  | ---                         | 35,780,355                 |
| <b><u>Family Services Donations - 0167</u></b>                                     |                |  |                             |                            |
| Social Services  | 134,000        | 11,250   | ---                         | 122,750                    |
| <b><u>Aging Donations - 0168</u></b>   |                |  |                             |                            |
| Health and Senior Services   | 50,000         | ---  | ---                         | 50,000                     |
| Social Services  | 1,000          | ---  | ---                         | 1,000                      |
| <b><u>Missouri Veterans Commission - 0184</u></b>                                  |                |  |                             |                            |
| Public Safety  | 33,477,942     | 22,349,455   | 11,019,280                  | 109,207                    |
| <b><u>MCSAP - Transportation - 0185</u></b>  |                |  |                             |                            |
| Economic Development   | 896,661        | 535,246  | ---                         | 361,415                    |
| Transportation   | 24,297         | 7,755  | ---                         | 16,542                     |
| <b><u>Labor Standards - 0186</u></b>   |                |  |                             |                            |
| Office of Administration   | 1,750          | 1,750  | ---                         | ---                        |
| Labor and Industrial Relations   | 1,489,258      | 652,254  | ---                         | 837,004                    |
| <b><u>Governor's Committee on Employment of the Handicapped - 0188</u></b>         |                |  |                             |                            |
| Office of Administration   | 39             | 39   | ---                         | ---                        |
| Labor and Industrial Relations   | 876,591        | 672,399  | ---                         | 204,192                    |
| <b><u>Federal and Other - 0189</u></b>   |                |  |                             |                            |
| Social Services  | 6,175,000      | 5,689,827  | ---                         | 485,173                    |



**STATE OF MISSOURI  
SUMMARY OF APPROPRIATIONS BY FUND AND DEPARTMENT  
GENERAL FUND  
FOR THE APPROPRIATION YEAR 2003**

|   | Appropriations           | Expenditures<br>and<br>Appropriated<br>Transfers Out | Reappropriations<br>to 2004 | Lapse of<br>Appropriations |
|---|--------------------------|--|-----------------------------|----------------------------|
| <b><u>Adjutant General - 0190</u></b>                             |                          |  |                             |                            |
| Office of Administration  | 10,000                   | 5,280  | ---                         | 4,720                      |
| Public Safety   | 44,441,216               | 25,365,522   | 9,953,565                   | 9,122,129                  |
| <b><u>Crime Victims - 0191</u></b>                                |                          |  |                             |                            |
| Labor and Industrial Relations                                    | 1,750,001                | 1,525,431  | ---                         | 224,570                    |
| <b><u>Insurance - 0192</u></b>                                    |                          |  |                             |                            |
| Insurance   | 450,000                  | 312,958  | ---                         | 137,042                    |
| <b><u>Secretary of State - 0195</u></b>                           |                          |  |                             |                            |
| Executive   | 4,601,319                | 2,979,826  | ---                         | 1,621,493                  |
| <b><u>Community Service<br/>Commission - 0197</u></b>             |                          |  |                             |                            |
| Office of Administration  | 800                      | 765  | ---                         | 35                         |
| Economic Development  | 3,119,538                | 3,067,201  | ---                         | 52,337                     |
| <b><u>Temporary Assistance for<br/>Needy Families - 0199</u></b>  |                          |  |                             |                            |
| Office of Administration  | 5,000                    | 933  | ---                         | 4,067                      |
| Social Services   | 170,279,506              | 162,977,877  | ---                         | 7,301,629                  |
| <b><u>Family Services -<br/>Administrative - 0610</u></b>         |                          |  |                             |                            |
| Executive   | 81,472                   | 81,459   | ---                         | 13                         |
| Office of Administration  | 451,074                  | 418,148  | ---                         | 32,926                     |
| Social Services   | 605,350,080              | 549,507,000  | 6,507,778                   | 49,335,302                 |
| <b><u>Missouri Disaster - 0663</u></b>                            |                          |  |                             |                            |
| Public Safety   | 59,400,000               | 59,350,548   | ---                         | 49,452                     |
| <b><u>Abandoned Mine Reclamation - 0697</u></b>                   |                          |  |                             |                            |
| Natural Resources   | 165                      | ---  | ---                         | 165                        |
| <b><u>Unemployment Compensation<br/>Administration - 0948</u></b> |                          |  |                             |                            |
| Office of Administration  | 38,667                   | 38,666   | ---                         | 1                          |
| Labor and Industrial Relations                                    | 48,670,473               | 31,317,880   | 400,000                     | 16,952,593                 |
| Subtotals   | <u>5,422,869,007</u>     | <u>4,797,679,632</u>                                 | <u>45,334,858</u>           | <u>579,854,517</u>         |
| Appropriated Transfers Out  | 5,102,873,774            | 4,445,283,647  | 24,676,039                  | 632,914,088                |
| Article X Distribution  | 5,950,034                | 5,950,032  | ---                         | 2                          |
| Court Ordered Desegregation<br>Payments                           | 20,000,000               | 20,000,000   | ---                         | ---                        |
| Totals  | <u>\$ 17,385,865,463</u> | <u>\$ 15,448,677,009</u>                             | <u>\$ 137,781,186</u>       | <u>\$ 1,799,407,268</u>    |

**STATE OF MISSOURI  
SUMMARY OF APPROPRIATIONS BY FUND AND DEPARTMENT  
SPECIAL REVENUE FUNDS  
FOR THE APPROPRIATION YEAR 2003**

---

|  | <u>Appropriations</u> | <u>Expenditures<br/>and<br/>Appropriated<br/>Transfers Out</u> | <u>Reappropriations<br/>to 2004</u> | <u>Lapse of<br/>Appropriations</u> |
|--|-----------------------|--|-------------------------------------|------------------------------------|
| <b><u>Marguerite Ross Barnett</u></b>  |                       |  |                                     |                                    |
| <b><u>Scholarship - 0131</u></b>   |                       |  |                                     |                                    |
| Higher Education   | \$ 500,000            | \$ 486,377   | \$ ---                              | \$ 13,623                          |
| <b><u>Utilecare Stabilization - 0134</u></b>   |                       |  |                                     |                                    |
| Natural Resources  | 100                   | ---  | ---                                 | 100                                |
| <b><u>Motorcycle Safety Trust - 0246</u></b>   |                       |  |                                     |                                    |
| Public Safety  | 50,000                | 50,000   | ---                                 | ---                                |
| <b><u>School District Bonds - 0248</u></b>   |                       |  |                                     |                                    |
| Elementary and Secondary Education   | 4,000,000             | 3,903,927  | ---                                 | 96,073                             |
| <b><u>Compulsive Gamblers - 0249</u></b>   |                       |  |                                     |                                    |
| Mental Health  | 452,696               | 249,885  | ---                                 | 202,811                            |
| Public Safety  | 40,000                | 39,640   | ---                                 | 360                                |
| <b><u>Statutory County Recorder's - 0251</u></b>   |                       |  |                                     |                                    |
| Executive  | 3,533,601             | 3,533,537  | ---                                 | 64                                 |
| <b><u>Missouri Crime Prevention<br/>Information and Programming - 0253</u></b>                       |                       |  |                                     |                                    |
| Public Safety  | 50,000                | 1,410  | ---                                 | 48,590                             |
| <b><u>Missouri Housing Trust - 0254</u></b>  |                       |  |                                     |                                    |
| Economic Development   | 5,259,163             | 5,259,163  | ---                                 | ---                                |
| <b><u>Treasurer's Information - 0255</u></b>   |                       |  |                                     |                                    |
| Executive  | 8,000                 | 3,387  | ---                                 | 4,613                              |
| <b><u>Elevator Safety - 0257</u></b>   |                       |  |                                     |                                    |
| Public Safety  | 169,045               | 148,384  | ---                                 | 20,661                             |
| <b><u>Missouri Arts Council Trust - 0262</u></b>   |                       |  |                                     |                                    |
| Economic Development   | 1,360,420             | 760,736  | ---                                 | 599,684                            |
| <b><u>Missouri Commission for the Deaf<br/>Board of Certification of<br/>Interpreters - 0264</u></b> |                       |  |                                     |                                    |
| Elementary and Secondary Education   | 100,000               | 91,927   | ---                                 | 8,073                              |
| <b><u>Secretary of State's Technology<br/>Trust Fund Account - 0266</u></b>                          |                       |  |                                     |                                    |
| Executive  | 3,000,396             | 2,590,191  | ---                                 | 410,205                            |
| <b><u>Missouri Air Emission<br/>Reduction - 0267</u></b>   |                       |  |                                     |                                    |
| Natural Resources  | 1,626,648             | 774,378  | ---                                 | 852,270                            |

**STATE OF MISSOURI  
SUMMARY OF APPROPRIATIONS BY FUND AND DEPARTMENT  
SPECIAL REVENUE FUNDS  
FOR THE APPROPRIATION YEAR 2003**

---

|   | Appropriations | Expenditures<br>and<br>Appropriated<br>Transfers Out | Reappropriations<br>to 2004 | Lapse of<br>Appropriations |
|---|----------------|--|-----------------------------|----------------------------|
| <b><u>Missouri National Guard</u></b>                 |                |  |                             |                            |
| <b><u>Training Site - 0269</u></b>                    |                |  |                             |                            |
| Public Safety   | 316,068        | 264,010  | ---                         | 52,058                     |
| <b><u>Statewide Court Automation - 0270</u></b>       |                |  |                             |                            |
| Judiciary   | 4,694,854      | 4,452,546  | ---                         | 242,308                    |
| <b><u>Nursing Facility Quality of Care - 0271</u></b> |                |  |                             |                            |
| Office of Administration                              | 600            | 260  | ---                         | 340                        |
| Health and Senior Services                            | 3,360,004      | 2,190,825  | ---                         | 1,169,179                  |
| Social Services                                       | 130,077        | 92,064   | 8,084                       | 29,929                     |
| <b><u>Tourism Supplemental Revenue - 0274</u></b>     |                |  |                             |                            |
| Economic Development                                  | 23,874,560     | 15,945,515   | 3,613,455                   | 4,315,590                  |
| <b><u>Health Initiatives - 0275</u></b>               |                |  |                             |                            |
| Office of Administration                              | 1,100          | 85   | ---                         | 1,015                      |
| Health and Senior Services                            | 5,406,382      | 5,227,070  | ---                         | 179,312                    |
| Mental Health   | 6,299,157      | 6,001,337  | ---                         | 297,820                    |
| Revenue   | 92,402         | 57,950   | ---                         | 34,452                     |
| Social Services                                       | 19,989,021     | 19,793,795   | ---                         | 195,226                    |
| <b><u>Health Access Incentive - 0276</u></b>          |                |  |                             |                            |
| Office of Administration                              | 8,000          | 3,938  | ---                         | 4,062                      |
| Health and Senior Services                            | 4,219,172      | 3,981,438  | ---                         | 237,734                    |
| <b><u>Family Support Loan Program - 0278</u></b>      |                |  |                             |                            |
| Mental Health   | 291,305        | 43,120   | ---                         | 248,185                    |
| <b><u>School Building Revolving - 0279</u></b>        |                |  |                             |                            |
| Elementary and Secondary Education                    | 1,500,000      | ---  | ---                         | 1,500,000                  |
| <b><u>Business Extension Service</u></b>              |                |  |                             |                            |
| <b><u>Team - 0280</u></b>                             |                |  |                             |                            |
| Economic Development                                  | 2,903,300      | 847,740  | ---                         | 2,055,560                  |
| <b><u>Peace Officers Standards and</u></b>            |                |  |                             |                            |
| <b><u>Training Commission - 0281</u></b>              |                |  |                             |                            |
| Public Safety   | 1,500,000      | 1,267,415  | ---                         | 232,585                    |
| <b><u>Independent Living Center - 0284</u></b>        |                |  |                             |                            |
| Elementary and Secondary Education                    | 210,000        | 201,783  | ---                         | 8,217                      |
| <b><u>Gaming Proceeds for Education - 0285</u></b>    |                |  |                             |                            |
| Higher Education                                      | 43,435         | 43,435   | ---                         | ---                        |
| Revenue   | 25,000         | ---  | ---                         | 25,000                     |

**STATE OF MISSOURI  
SUMMARY OF APPROPRIATIONS BY FUND AND DEPARTMENT  
SPECIAL REVENUE FUNDS  
FOR THE APPROPRIATION YEAR 2003**

---

|   | Appropriations | Expenditures<br>and<br>Appropriated<br>Transfers Out | Reappropriations<br>to 2004 | Lapse of<br>Appropriations |
|---|----------------|--|-----------------------------|----------------------------|
| <b><u>Gaming Commission - 0286</u></b>                              |                |  |                             |                            |
| Executive   | 207,196        | 137,722  | ---                         | 69,474                     |
| Office of Administration  | 1,750          | 1,750  | ---                         | ---                        |
| Public Safety   | 17,747,944     | 12,538,439   | ---                         | 5,209,505                  |
| Revenue   | 25,000         | ---  | ---                         | 25,000                     |
| Social Services   | 500,000        | 500,000  | ---                         | ---                        |
| <b><u>Outstanding Schools Trust - 0287</u></b>                      |                |  |                             |                            |
| Elementary and Secondary Education                                  | 493,588,583    | 490,573,871  | ---                         | 3,014,712                  |
| <b><u>Mental Health Earnings - 0288</u></b>                         |                |  |                             |                            |
| Mental Health   | 2,167,287      | 2,132,555  | ---                         | 34,732                     |
| <b><u>Bingo Proceeds for Education - 0289</u></b>                   |                |  |                             |                            |
| Elementary and Secondary Education                                  | 10,750,622     | 4,469,647  | 4,382,437                   | 1,898,538                  |
| Public Safety   | 5,000          | ---  | ---                         | 5,000                      |
| <b><u>Highway - Grade Crossing<br/>Safety Account - 0290</u></b>    |                |  |                             |                            |
| Economic Development  | 4,680,172      | 1,020,755  | ---                         | 3,659,417                  |
| <b><u>Lottery Proceeds - 0291</u></b>                               |                |  |                             |                            |
| Office of Administration  | 30,000         | ---  | ---                         | 30,000                     |
| Elementary and Secondary Education                                  | 112,588,712    | 112,114,562  | ---                         | 474,150                    |
| Higher Education  | 85,739,303     | 73,118,274   | 10,473,651                  | 2,147,378                  |
| <b><u>Animal Health Laboratory Fee - 0292</u></b>                   |                |  |                             |                            |
| Agriculture   | 445,979        | 361,523  | ---                         | 84,456                     |
| <b><u>Mammography - 0293</u></b>                                    |                |  |                             |                            |
| Health and Senior Services  | 70,107         | 33,944   | ---                         | 36,163                     |
| <b><u>Animal Care Reserve - 0295</u></b>                            |                |  |                             |                            |
| Office of Administration  | 1,584          | 1,584  | ---                         | ---                        |
| Agriculture   | 330,339        | 268,424  | ---                         | 61,915                     |
| <b><u>Aging - Elderly Home Delivered<br/>Meals Trust - 0296</u></b> |                |  |                             |                            |
| Health and Senior Services  | 430,000        | 93,966   | ---                         | 336,034                    |
| Revenue   | 21,604         | ---  | ---                         | 21,604                     |
| <b><u>Highway Patrol Inspection - 0297</u></b>                      |                |  |                             |                            |
| Public Safety   | 37,725         | 37,638   | ---                         | 87                         |
| <b><u>Missouri Public Health Services - 0298</u></b>                |                |  |                             |                            |
| Health and Senior Services  | 3,214,702      | 1,640,121  | ---                         | 1,574,581                  |
| <b><u>Livestock Brands - 0299</u></b>                               |                |  |                             |                            |
| Agriculture   | 41,359         | 2,833  | ---                         | 38,526                     |

**STATE OF MISSOURI  
SUMMARY OF APPROPRIATIONS BY FUND AND DEPARTMENT  
SPECIAL REVENUE FUNDS  
FOR THE APPROPRIATION YEAR 2003**

---

|   | <u>Appropriations</u> | <u>Expenditures<br/>and<br/>Appropriated<br/>Transfers Out</u> | <u>Reappropriations<br/>to 2004</u> | <u>Lapse of<br/>Appropriations</u> |
|---|-----------------------|--|-------------------------------------|------------------------------------|
| <b><u>Commodity Council</u></b>   |                       |  |                                     |                                    |
| <b><u>Merchandising - 0406</u></b>  |                       |  |                                     |                                    |
| Agriculture   | 230,909               | 185,501  | ---                                 | 45,408                             |
| <b><u>Statutory Revision - 0546</u></b>   |                       |  |                                     |                                    |
| Legislature   | 535,800               | 28,914   | ---                                 | 506,886                            |
| <b><u>Credit Unions - 0548</u></b>  |                       |  |                                     |                                    |
| Office of Administration  | 7,000                 | 6,023  | ---                                 | 977                                |
| Economic Development  | 912,283               | 834,622  | ---                                 | 77,661                             |
| <b><u>Finance - 0550</u></b>  |                       |  |                                     |                                    |
| Economic Development  | 5,369,459             | 4,941,073  | ---                                 | 428,386                            |
| <b><u>Insurance Examiners - 0552</u></b>  |                       |  |                                     |                                    |
| Office of Administration  | 773                   | 772  | ---                                 | 1                                  |
| Insurance   | 7,429,507             | 6,416,422  | ---                                 | 1,013,085                          |
| <b><u>Design and Construction -<br/>Donated - 0553</u></b>  |                       |  |                                     |                                    |
| Elementary and Secondary Education  | 1                     | ---  | ---                                 | 1                                  |
| <b><u>Firing Range Fee - 0554</u></b>   |                       |  |                                     |                                    |
| Public Safety   | 1,500                 | ---  | ---                                 | 1,500                              |
| <b><u>Natural Resources Protection - 0555</u></b>   |                       |  |                                     |                                    |
| Natural Resources   | 232,814               | 43,189   | ---                                 | 189,625                            |
| <b><u>Deaf Relay Service - 0559</u></b>   |                       |  |                                     |                                    |
| Economic Development  | 5,000,000             | 4,046,866  | ---                                 | 953,134                            |
| Labor and Industrial Relations  | 2,655,014             | 1,396,042  | ---                                 | 1,258,972                          |
| <b><u>Missouri Community College<br/>Job Training Program - 0563</u></b>                              |                       |  |                                     |                                    |
| Economic Development  | 16,000,000            | 8,650,799  | ---                                 | 7,349,201                          |
| <b><u>Professional and Practical Nursing<br/>Student Loan and Nurse Loan<br/>Repayment - 0565</u></b> |                       |  |                                     |                                    |
| Health and Senior Services  | 535,256               | 499,923  | ---                                 | 35,333                             |
| <b><u>Insurance Dedicated - 0566</u></b>  |                       |  |                                     |                                    |
| Office of Administration  | 15,000                | 10,270   | ---                                 | 4,730                              |
| Insurance   | 7,023,883             | 6,225,211  | ---                                 | 798,672                            |
| <b><u>International Trade Show<br/>Revolving - 0567</u></b>   |                       |  |                                     |                                    |
| Economic Development  | 75,000                | 24,552   | ---                                 | 50,448                             |

**STATE OF MISSOURI  
SUMMARY OF APPROPRIATIONS BY FUND AND DEPARTMENT  
SPECIAL REVENUE FUNDS  
FOR THE APPROPRIATION YEAR 2003**

---

|   | Appropriations | Expenditures<br>and<br>Appropriated<br>Transfers Out | Reappropriations<br>to 2004 | Lapse of<br>Appropriations |
|---|----------------|--|-----------------------------|----------------------------|
| <b><u>Natural Resources Protection -<br/>Water Pollution Permit Fee<br/>Subaccount - 0568</u></b> |                |  |                             |                            |
| Executive   | 36,657         | 36,657   | ---                         | ---                        |
| Natural Resources   | 6,219,841      | 5,350,327  | ---                         | 869,514                    |
| <b><u>Solid Waste Management -<br/>Scrap Tire Subaccount - 0569</u></b>                           |                |  |                             |                            |
| Natural Resources   | 5,875,503      | 3,098,847  | 2,721,262                   | 55,394                     |
| Revenue   | 231,300        | 231,177  | ---                         | 123                        |
| <b><u>Solid Waste Management - 0570</u></b>   |                |  |                             |                            |
| Executive   | 37,157         | 37,157   | ---                         | ---                        |
| Office of Administration  | 1,139          | 1,138  | ---                         | 1                          |
| Natural Resources   | 15,652,524     | 9,122,505  | 6,339,578                   | 190,441                    |
| <b><u>Missouri Qualified Fuel Ethanol<br/>Producer Incentive - 0571</u></b>                       |                |  |                             |                            |
| Agriculture   | 4,592,546      | 3,093,749  | ---                         | 1,498,797                  |
| <b><u>Aquaculture Marketing<br/>Development - 0573</u></b>  |                |  |                             |                            |
| Agriculture   | 32,692         | 17,021   | ---                         | 15,671                     |
| <b><u>Metallic Minerals Waste<br/>Management - 0575</u></b>                                       |                |  |                             |                            |
| Natural Resources   | 120,659        | 81,064   | ---                         | 39,595                     |
| <b><u>Local Records Preservation - 0577</u></b>   |                |  |                             |                            |
| Executive   | 2,181,548      | 1,362,847  | 161,461                     | 657,240                    |
| <b><u>Spinal Cord Injury - 0578</u></b>   |                |  |                             |                            |
| Higher Education  | 375,000        | 1,014  | ---                         | 373,986                    |
| <b><u>Veterans' Trust - 0579</u></b>  |                |  |                             |                            |
| Public Safety   | 141,200        | 135,063  | ---                         | 6,137                      |
| <b><u>Livestock Sales and Markets<br/>Fees - 0581</u></b>   |                |  |                             |                            |
| Agriculture   | 33,169         | 12,754   | ---                         | 20,415                     |
| <b><u>Manufactured Housing - 0582</u></b>   |                |  |                             |                            |
| Economic Development  | 552,226        | 345,775  | ---                         | 206,451                    |
| <b><u>Natural Resources Protection -<br/>Air Pollution Asbestos Fee<br/>Subaccount - 0584</u></b> |                |  |                             |                            |
| Natural Resources   | 416,570        | 252,776  | ---                         | 163,794                    |

**STATE OF MISSOURI  
SUMMARY OF APPROPRIATIONS BY FUND AND DEPARTMENT  
SPECIAL REVENUE FUNDS  
FOR THE APPROPRIATION YEAR 2003**

---

|   | Appropriations | Expenditures<br>and<br>Appropriated<br>Transfers Out | Reappropriations<br>to 2004 | Lapse of<br>Appropriations |
|---|----------------|--|-----------------------------|----------------------------|
| <b><u>Underground Storage Tank<br/>Regulation Program - 0586</u></b>                            |                |  |                             |                            |
| Natural Resources   | 184,467        | 123,540  | ---                         | 60,927                     |
| <b><u>Chemical Emergency<br/>Preparedness - 0587</u></b>  |                |  |                             |                            |
| Public Safety   | 1,023,109      | 609,919  | ---                         | 413,190                    |
| <b><u>Motor Vehicle Commission - 0588</u></b>   |                |  |                             |                            |
| Executive   | 44,692         | ---  | ---                         | 44,692                     |
| Revenue   | 682,633        | 641,824  | ---                         | 40,809                     |
| <b><u>Health Spa Regulatory - 0589</u></b>  |                |  |                             |                            |
| Executive   | 5,000          | ---  | ---                         | 5,000                      |
| <b><u>Missouri CASA - 0590</u></b>  |                |  |                             |                            |
| Judiciary   | 200,000        | 56,984   | ---                         | 143,016                    |
| <b><u>State Forensic Laboratory - 0591</u></b>  |                |  |                             |                            |
| Public Safety   | 326,000        | 302,309  | ---                         | 23,691                     |
| <b><u>Services to Victims - 0592</u></b>  |                |  |                             |                            |
| Public Safety   | 3,700,000      | 3,136,507  | ---                         | 563,493                    |
| <b><u>Natural Resources Protection -<br/>Air Pollution Permit Fee<br/>Subaccount - 0594</u></b> |                |  |                             |                            |
| Executive   | 36,645         | 36,645   | ---                         | ---                        |
| Office of Administration  | 8,000          | 2,539  | ---                         | 5,461                      |
| Natural Resources   | 7,944,955      | 6,999,064  | ---                         | 945,891                    |
| <b><u>Missouri Main Street Program - 0596</u></b>   |                |  |                             |                            |
| Economic Development  | 67,000         | 64,506   | ---                         | 2,494                      |
| <b><u>Medical School Loan and Loan<br/>Repayment Program - 0598</u></b>                         |                |  |                             |                            |
| Health and Senior Services  | 50,000         | 50,000   | ---                         | ---                        |
| <b><u>Video Instructional Development and<br/>Educational Opportunity - 0599</u></b>            |                |  |                             |                            |
| Office of Administration  | 14,500         | ---  | ---                         | 14,500                     |
| Elementary and Secondary Education  | 600,000        | 37,500   | ---                         | 562,500                    |
| <b><u>Missouri Job Development - 0600</u></b>   |                |  |                             |                            |
| Economic Development  | 19,932,166     | 6,731,274  | 2,472,672                   | 10,728,220                 |
| <b><u>Children's Service Commission - 0601</u></b>  |                |  |                             |                            |
| Office of Administration  | 10,000         | 552  | ---                         | 9,448                      |

**STATE OF MISSOURI  
SUMMARY OF APPROPRIATIONS BY FUND AND DEPARTMENT  
SPECIAL REVENUE FUNDS  
FOR THE APPROPRIATION YEAR 2003**

---

|   | Appropriations | Expenditures<br>and<br>Appropriated<br>Transfers Out | Reappropriations<br>to 2004 | Lapse of<br>Appropriations |
|---|----------------|--|-----------------------------|----------------------------|
| <b><u>Water and Wastewater Loan</u></b>           |                |  |                             |                            |
| <b><u>Revolving - 0602</u></b>                    |                |  |                             |                            |
| Natural Resources                                 | 104,567,298    | 17,355,638   | 87,150,215                  | 61,445                     |
| <b><u>Missouri Breeders - 0605</u></b>            |                |  |                             |                            |
| Public Safety                                     | 5,000          | ---  | ---                         | 5,000                      |
| <b><u>Public Service Commission - 0607</u></b>    |                |  |                             |                            |
| Office of Administration                          | 1,500          | 1,423  | ---                         | 77                         |
| Economic Development                              | 14,204,442     | 12,144,625   | ---                         | 2,059,817                  |
| <b><u>Conservation Commission - 0609</u></b>      |                |  |                             |                            |
| Executive   | 40,143         | 39,271   | ---                         | 872                        |
| Office of Administration                          | 688,890        | 538,768  | ---                         | 150,122                    |
| Conservation                                      | 158,606,673    | 129,856,237  | 18,386,774                  | 10,363,662                 |
| Revenue   | 506,054        | 504,988  | ---                         | 1,066                      |
| <b><u>Parks Sales Tax - 0613</u></b>              |                |  |                             |                            |
| Executive   | 18,745         | 18,745   | ---                         | ---                        |
| Office of Administration                          | 123,449        | 123,449  | ---                         | ---                        |
| Natural Resources                                 | 40,717,907     | 27,673,905   | 8,670,712                   | 4,373,290                  |
| <b><u>Soil and Water Sales Tax - 0614</u></b>     |                |  |                             |                            |
| Executive   | 30,966         | 30,966   | ---                         | ---                        |
| Office of Administration                          | 1              | ---  | ---                         | 1                          |
| Natural Resources                                 | 53,813,202     | 36,566,408   | 16,393,146                  | 853,648                    |
| <b><u>Apple Merchandising - 0615</u></b>          |                |  |                             |                            |
| Agriculture                                       | 14,500         | 14,024   | ---                         | 476                        |
| <b><u>State School Money - 0616</u></b>           |                |  |                             |                            |
| Office of Administration                          | 38,980         | 38,978   | ---                         | 2                          |
| Elementary and Secondary Education                | 2,145,806,917  | 2,039,858,447  | ---                         | 105,948,470                |
| Revenue   | 20,671         | 20,670   | ---                         | 1                          |
| <b><u>Handicapped Children's Trust - 0618</u></b> |                |  |                             |                            |
| Elementary and Secondary Education                | 166,175        | ---  | 136,175                     | 30,000                     |
| <b><u>Social Services Educational</u></b>         |                |  |                             |                            |
| <b><u>Improvement - 0620</u></b>                  |                |  |                             |                            |
| Office of Administration                          | 28,100         | 3,242  | ---                         | 24,858                     |
| Social Services                                   | 5,434,562      | 4,894,934  | ---                         | 539,628                    |
| <b><u>Blind Pension - 0621</u></b>                |                |  |                             |                            |
| Office of Administration                          | 200            | 74   | ---                         | 126                        |
| Social Services                                   | 19,832,372     | 19,319,532   | ---                         | 512,840                    |
| <b><u>Tort Victims' Compensation - 0622</u></b>   |                |  |                             |                            |
| Labor and Industrial Relations                    | 46,267         | 35,989   | ---                         | 10,278                     |



**STATE OF MISSOURI  
SUMMARY OF APPROPRIATIONS BY FUND AND DEPARTMENT  
SPECIAL REVENUE FUNDS  
FOR THE APPROPRIATION YEAR 2003**

---

|  | <u>Appropriations</u> | <u>Expenditures<br/>and<br/>Appropriated<br/>Transfers Out</u> | <u>Reappropriations<br/>to 2004</u> | <u>Lapse of<br/>Appropriations</u> |
|--|-----------------------|--|-------------------------------------|------------------------------------|
| <b><u>State Seminary Money - 0623</u></b>                                    |                       |  |                                     |                                    |
| Higher Education   | 250,000               | 209,267  | ---                                 | 40,733                             |
| <b><u>Livestock Dealer Law Enforcement<br/>and Administration - 0624</u></b> |                       |  |                                     |                                    |
| Agriculture  | 12,470                | 220  | ---                                 | 12,250                             |
| <b><u>Board of Accountancy - 0627</u></b>                                    |                       |  |                                     |                                    |
| Economic Development   | 426,684               | 336,778  | ---                                 | 89,906                             |
| <b><u>Board of Barber Examiners - 0628</u></b>                               |                       |  |                                     |                                    |
| Economic Development   | 38,271                | 29,078   | ---                                 | 9,193                              |
| <b><u>Board of Podiatric Medicine - 0629</u></b>                             |                       |  |                                     |                                    |
| Economic Development   | 21,681                | 5,034  | ---                                 | 16,647                             |
| <b><u>Board of Chiropractic<br/>Examiners - 0630</u></b>                     |                       |  |                                     |                                    |
| Economic Development   | 151,052               | 83,764   | ---                                 | 67,288                             |
| <b><u>Merchandising Practices<br/>Revolving - 0631</u></b>                   |                       |  |                                     |                                    |
| Executive  | 2,694,129             | 1,871,905  | ---                                 | 822,224                            |
| Office of Administration   | 2,000                 | 926  | ---                                 | 1,074                              |
| <b><u>Board of Cosmetology - 0632</u></b>                                    |                       |  |                                     |                                    |
| Economic Development   | 259,418               | 244,159  | ---                                 | 15,259                             |
| <b><u>Board of Embalmers and Funeral<br/>Directors - 0633</u></b>            |                       |  |                                     |                                    |
| Economic Development   | 149,634               | 67,971   | ---                                 | 81,663                             |
| <b><u>Board of Registration for Healing<br/>Arts - 0634</u></b>              |                       |  |                                     |                                    |
| Economic Development   | 2,461,516             | 2,035,982  | ---                                 | 425,534                            |
| <b><u>Board of Nursing - 0635</u></b>  |                       |  |                                     |                                    |
| Economic Development   | 1,812,988             | 1,351,461  | ---                                 | 461,527                            |
| <b><u>Board of Optometry - 0636</u></b>                                      |                       |  |                                     |                                    |
| Economic Development   | 42,604                | 39,892   | ---                                 | 2,712                              |
| <b><u>Board of Pharmacy - 0637</u></b>                                       |                       |  |                                     |                                    |
| Economic Development   | 929,467               | 833,721  | ---                                 | 95,746                             |
| <b><u>Missouri Real Estate<br/>Commission - 0638</u></b>                     |                       |  |                                     |                                    |
| Economic Development   | 1,111,418             | 835,902  | ---                                 | 275,516                            |
| <b><u>Veterinary Medical Board - 0639</u></b>                                |                       |  |                                     |                                    |
| Economic Development   | 111,096               | 72,597   | ---                                 | 38,499                             |

**STATE OF MISSOURI  
SUMMARY OF APPROPRIATIONS BY FUND AND DEPARTMENT  
SPECIAL REVENUE FUNDS  
FOR THE APPROPRIATION YEAR 2003**

---

|   | Appropriations | Expenditures<br>and<br>Appropriated<br>Transfers Out | Reappropriations<br>to 2004 | Lapse of<br>Appropriations |
|---|----------------|--|-----------------------------|----------------------------|
| <b><u>Health Care Treatment and Access</u></b>                                |                |  |                             |                            |
| <b><u>Account - 0640</u></b>  |                |  |                             |                            |
| Higher Education  | 3,250,921      | 667,253  | 2,583,667                   | 1                          |
| Health and Senior Services  | 1,278,348      | 301,476  | ---                         | 976,872                    |
| Mental Health   | 2,827,681      | 2,827,681  | ---                         | ---                        |
| Social Services   | 50,959,100     | 50,953,976   | ---                         | 5,124                      |
| <b><u>Early Childhood Care and Education</u></b>                              |                |  |                             |                            |
| <b><u>Account - 0641</u></b>  |                |  |                             |                            |
| Social Services   | 776,234        | 509,321  | ---                         | 266,913                    |
| <b><u>Life Sciences Research</u></b>  |                |  |                             |                            |
| <b><u>Account - 0642</u></b>  |                |  |                             |                            |
| Elementary and Secondary Education  | 100,000        | ---  | ---                         | 100,000                    |
| <b><u>Tobacco Prevention, Education,<br/>and Cessation Account - 0643</u></b> |                |  |                             |                            |
| Mental Health   | 300,000        | 300,000  | ---                         | ---                        |
| Public Safety   | 131,064        | 122,246  | ---                         | 8,818                      |
| <b><u>Highway Department - 0644</u></b>                                       |                |  |                             |                            |
| Executive   | 1,047,311      | 1,009,146  | ---                         | 38,165                     |
| Office of Administration  | 783,522        | 772,571  | ---                         | 10,951                     |
| Economic Development  | 2,877,547      | 2,043,923  | ---                         | 833,624                    |
| Transportation  | 349,936,436    | 336,225,457  | ---                         | 13,710,979                 |
| Natural Resources   | 80,997         | 34,773   | ---                         | 46,224                     |
| Public Safety   | 121,261,554    | 112,128,828  | ---                         | 9,132,726                  |
| Revenue   | 95,372,106     | 81,195,417   | ---                         | 14,176,689                 |
| <b><u>Milk Inspection Fees - 0645</u></b>                                     |                |  |                             |                            |
| Agriculture   | 1,777,597      | 1,228,997  | ---                         | 548,600                    |
| <b><u>Health Document Services - 0646</u></b>                                 |                |  |                             |                            |
| Health and Senior Services  | 815,012        | 574,527  | ---                         | 240,485                    |
| <b><u>Grain Inspection Fees - 0647</u></b>                                    |                |  |                             |                            |
| Office of Administration  | 20,000         | 8,578  | ---                         | 11,422                     |
| Agriculture   | 2,326,062      | 1,225,497  | ---                         | 1,100,565                  |
| <b><u>Petition Audit Revolving Trust - 0648</u></b>                           |                |  |                             |                            |
| Executive   | 617,272        | 341,740  | ---                         | 275,532                    |
| <b><u>Water and Wastewater Loan - 0649</u></b>                                |                |  |                             |                            |
| Natural Resources   | 316,766,200    | 61,838,078   | 254,662,338                 | 265,784                    |
| <b><u>Tourism Marketing - 0650</u></b>  |                |  |                             |                            |
| Economic Development  | 15,000         | 4,467  | ---                         | 10,533                     |
| <b><u>Excellence In Education - 0651</u></b>                                  |                |  |                             |                            |
| Elementary and Secondary Education  | 2,929,210      | 1,557,160  | ---                         | 1,372,050                  |

**STATE OF MISSOURI  
SUMMARY OF APPROPRIATIONS BY FUND AND DEPARTMENT  
SPECIAL REVENUE FUNDS  
FOR THE APPROPRIATION YEAR 2003**

---

|  | Appropriations | Expenditures<br>and<br>Appropriated<br>Transfers Out | Reappropriations<br>to 2004 | Lapse of<br>Appropriations |
|--|----------------|--|-----------------------------|----------------------------|
| <b><u>Workers' Compensation - 0652</u></b>   |                |  |                             |                            |
| Executive  | 547,296        | 379,166  | ---                         | 168,130                    |
| Office of Administration   | 14,019         | 14,019   | ---                         | ---                        |
| Health and Senior Services   | 138,942        | 74,559   | ---                         | 64,383                     |
| Labor and Industrial Relations   | 12,056,170     | 9,537,221  | 400,335                     | 2,118,614                  |
| Revenue  | 1,669,902      | 339,757  | ---                         | 1,330,145                  |
| <b><u>Workers' Compensation - Second<br/>Injury - 0653</u></b>                                     |                |  |                             |                            |
| Executive  | 2,198,696      | 2,135,700  | ---                         | 62,996                     |
| Office of Administration   | 2,000          | 943  | ---                         | 1,057                      |
| Labor and Industrial Relations   | 55,000,000     | 50,729,820   | ---                         | 4,270,180                  |
| Revenue  | 505,266        | 505,253  | ---                         | 13                         |
| <b><u>Health - Donated - 0658</u></b>  |                |  |                             |                            |
| Health and Senior Services   | 4,516,214      | 1,343,938  | ---                         | 3,172,276                  |
| <b><u>Railroad Expense - 0659</u></b>  |                |  |                             |                            |
| Office of Administration   | 8,000          | 3,048  | ---                         | 4,952                      |
| Economic Development   | 594,928        | 444,967  | ---                         | 149,961                    |
| <b><u>Groundwater Protection - 0660</u></b>  |                |  |                             |                            |
| Office of Administration   | 5,000          | 2,080  | ---                         | 2,920                      |
| Natural Resources  | 460,108        | 379,383  | ---                         | 80,725                     |
| <b><u>State Contracted Manufacturing<br/>Dairy Plant Inspection and Grading<br/>Fee - 0661</u></b> |                |  |                             |                            |
| Agriculture  | 8,000          | ---  | ---                         | 8,000                      |
| <b><u>Petroleum Inspection - 0662</u></b>  |                |  |                             |                            |
| Agriculture  | 2,121,028      | 1,714,612  | ---                         | 406,416                    |
| Revenue  | 30,809         | 30,746   | ---                         | 63                         |
| <b><u>HFT-SR Prescription Account - 0665</u></b>   |                |  |                             |                            |
| Health and Senior Services   | 980,000        | 980,000  | ---                         | ---                        |
| <b><u>Energy Set-Aside Program - 0667</u></b>  |                |  |                             |                            |
| Natural Resources  | 14,036,915     | 6,507,382  | ---                         | 7,529,533                  |
| <b><u>State Land Survey Program - 0668</u></b>   |                |  |                             |                            |
| Natural Resources  | 1,173,485      | 1,080,196  | ---                         | 93,289                     |
| <b><u>Petroleum Violation Escrow - 0669</u></b>  |                |  |                             |                            |
| Natural Resources  | 430,165        | 63,465   | ---                         | 366,700                    |
| <b><u>Legal Defense and Defender - 0670</u></b>  |                |  |                             |                            |
| Judiciary  | 1,214,534      | 1,193,699  | ---                         | 20,835                     |
| <b><u>Criminal Record System - 0671</u></b>  |                |  |                             |                            |
| Public Safety  | 7,645,118      | 4,241,117  | ---                         | 3,404,001                  |

**STATE OF MISSOURI  
SUMMARY OF APPROPRIATIONS BY FUND AND DEPARTMENT  
SPECIAL REVENUE FUNDS  
FOR THE APPROPRIATION YEAR 2003**

---

|  | Appropriations | Expenditures<br>and<br>Appropriated<br>Transfers Out | Reappropriations<br>to 2004 | Lapse of<br>Appropriations |
|--|----------------|--|-----------------------------|----------------------------|
| <b><u>Motor Fuel Tax - 0673</u></b>  |                |  |                             |                            |
| Revenue  | 188,000,000    | 181,561,500  | ---                         | 6,438,500                  |
| <b><u>Highway Patrol Academy - 0674</u></b>                                      |                |  |                             |                            |
| Public Safety  | 600,000        | 264,308  | ---                         | 335,692                    |
| <b><u>State Transportation - 0675</u></b>  |                |  |                             |                            |
| Transportation   | 5,385,118      | 4,378,466  | ---                         | 1,006,652                  |
| <b><u>Hazardous Waste - 0676</u></b>   |                |  |                             |                            |
| Executive  | 36,645         | 36,620   | ---                         | 25                         |
| Office of Administration   | 2,840          | 2,840  | ---                         | ---                        |
| Natural Resources  | 2,414,629      | 1,905,025  | ---                         | 509,604                    |
| <b><u>Dental Board - 0677</u></b>  |                |  |                             |                            |
| Economic Development   | 587,452        | 457,000  | ---                         | 130,452                    |
| <b><u>State Board of Architects, Engineers<br/>and Land Surveyors - 0678</u></b> |                |  |                             |                            |
| Economic Development   | 825,087        | 566,550  | ---                         | 258,537                    |
| <b><u>Safe Drinking Water - 0679</u></b>   |                |  |                             |                            |
| Executive  | 12,922         | 12,922   | ---                         | ---                        |
| Natural Resources  | 3,061,039      | 2,516,663  | ---                         | 544,376                    |
| <b><u>Missouri Office of Prosecution<br/>Services - 0680</u></b>                 |                |  |                             |                            |
| Executive  | 266,175        | 133,100  | ---                         | 133,075                    |
| <b><u>Crime Victims' Compensation - 0681</u></b>                                 |                |  |                             |                            |
| Labor and Industrial Relations   | 7,644,902      | 6,651,168  | ---                         | 993,734                    |
| Public Safety  | 482,469        | 119,432  | ---                         | 363,037                    |
| Corrections  | 82,500         | 82,500   | ---                         | ---                        |
| <b><u>Marketing Development - 0683</u></b>                                       |                |  |                             |                            |
| Agriculture  | 848,239        | 641,591  | ---                         | 206,648                    |
| <b><u>Coal Mine Land Reclamation - 0684</u></b>                                  |                |  |                             |                            |
| Natural Resources  | 1,073,262      | 86,093   | ---                         | 987,169                    |
| <b><u>Fair Share - 0687</u></b>  |                |  |                             |                            |
| Elementary and Secondary Education   | 22,986,530     | 22,986,529   | ---                         | 1                          |
| Revenue  | 9,210          | 9,187  | ---                         | 23                         |
| <b><u>School District Trust - 0688</u></b>                                       |                |  |                             |                            |
| Elementary and Secondary Education   | 691,456,241    | 653,890,774  | ---                         | 37,565,467                 |

**STATE OF MISSOURI  
SUMMARY OF APPROPRIATIONS BY FUND AND DEPARTMENT  
SPECIAL REVENUE FUNDS  
FOR THE APPROPRIATION YEAR 2003**

---

|   | <u>Appropriations</u> | <u>Expenditures<br/>and<br/>Appropriated<br/>Transfers Out</u> | <u>Reappropriations<br/>to 2004</u> | <u>Lapse of<br/>Appropriations</u> |
|---|-----------------------|--|-------------------------------------|------------------------------------|
| <b><u>Hazardous Waste Remedial - 0690</u></b>                   |                       |  |                                     |                                    |
| Executive   | 226,694               | 226,692  | ---                                 | 2                                  |
| Office of Administration  | 2,041                 | 2,040  | ---                                 | 1                                  |
| Health and Senior Services                                      | 239,954               | 190,740  | ---                                 | 49,214                             |
| Natural Resources   | 1,379,815             | 1,051,549  | ---                                 | 328,266                            |
| <b><u>Missouri Air Pollution Control - 0691</u></b>             |                       |  |                                     |                                    |
| Natural Resources   | 43,291                | 11,269   | ---                                 | 32,022                             |
| Public Safety   | 147,347               | ---  | ---                                 | 147,347                            |
| <b><u>Children's Trust - 0694</u></b>                           |                       |  |                                     |                                    |
| Office of Administration  | 3,711,700             | 2,914,396  | ---                                 | 797,304                            |
| <b><u>Highway Patrol Motor Vehicle<br/>Revolving - 0695</u></b> |                       |  |                                     |                                    |
| Public Safety   | 6,313,134             | 4,172,690  | ---                                 | 2,140,444                          |
| <b><u>Meramac-Onondaga State<br/>Parks - 0698</u></b>           |                       |  |                                     |                                    |
| Natural Resources   | 16,493                | 12,371   | ---                                 | 4,122                              |
| <b><u>Oil and Gas Remedial - 0699</u></b>                       |                       |  |                                     |                                    |
| Natural Resources   | 23,000                | ---  | ---                                 | 23,000                             |
| <b><u>ADA Compliance - 0715</u></b>                             |                       |  |                                     |                                    |
| Mental Health   | 467                   | 467  | ---                                 | ---                                |
| Natural Resources   | 34,211                | 26,658   | ---                                 | 7,553                              |
| <b><u>Biodiesel Fuel Revolving - 0730</u></b>                   |                       |  |                                     |                                    |
| Natural Resources   | 25,165                | 234  | ---                                 | 24,931                             |
| <b><u>Drug Court Resources - 0733</u></b>                       |                       |  |                                     |                                    |
| Judiciary   | 1,821,500             | 1,610,673  | ---                                 | 210,827                            |
| <b><u>Missouri Senior RX - 0734</u></b>                         |                       |  |                                     |                                    |
| Health and Senior Services                                      | 77,586,379            | 12,962,596   | ---                                 | 64,623,783                         |
| <b><u>Legal Services for Low Income - 0735</u></b>              |                       |  |                                     |                                    |
| Social Services   | 1,010,830             | 1,010,830  | ---                                 | ---                                |
| <b><u>Gear-Up Scholarship - 0737</u></b>                        |                       |  |                                     |                                    |
| Higher Education  | 200,000               | 22,514   | ---                                 | 177,486                            |
| <b><u>Investors Restitution Fund - 0741</u></b>                 |                       |  |                                     |                                    |
| Executive   | 55,000                | 45,500   | ---                                 | 9,500                              |
| <b><u>Library Networking - 0822</u></b>                         |                       |  |                                     |                                    |
| Executive   | 50,000                | 22,451   | ---                                 | 27,549                             |

**STATE OF MISSOURI  
SUMMARY OF APPROPRIATIONS BY FUND AND DEPARTMENT  
SPECIAL REVENUE FUNDS  
FOR THE APPROPRIATION YEAR 2003**

---

|   | Appropriations | Expenditures<br>and<br>Appropriated<br>Transfers Out | Reappropriations<br>to 2004 | Lapse of<br>Appropriations |
|---|----------------|--|-----------------------------|----------------------------|
| <b><u>Boll Weevil Suppression and Eradication - 0823</u></b>          |                |  |                             |                            |
| Agriculture   | 60,456         | 37,301   | ---                         | 23,155                     |
| <b><u>Organ Donor Program - 0824</u></b>                              |                |  |                             |                            |
| Health and Senior Services  | 371,669        | 298,520  | ---                         | 73,149                     |
| <b><u>Child Labor Enforcement - 0826</u></b>                          |                |  |                             |                            |
| Labor and Industrial Relations  | 200,000        | 48,293   | ---                         | 151,707                    |
| <b><u>Youth Opportunities and Violence Prevention - 0827</u></b>      |                |  |                             |                            |
| Economic Development  | 250,000        | ---  | ---                         | 250,000                    |
| <b><u>Inmate Incarceration Reimbursement Act Revolving - 0828</u></b> |                |  |                             |                            |
| Executive   | 33,605         | 21,650   | ---                         | 11,955                     |
| <b><u>Secretary of State Investor Education Fund - 0829</u></b>       |                |  |                             |                            |
| Executive   | 284,922        | 182,497  | ---                         | 102,425                    |
| <b><u>Property Reuse - 0830</u></b>                                   |                |  |                             |                            |
| Economic Development  | 3,400,000      | 36,285   | ---                         | 3,363,715                  |
| <b><u>State Court Administration Revolving - 0831</u></b>             |                |  |                             |                            |
| Judiciary   | 90,000         | 28,913   | ---                         | 61,087                     |
| <b><u>Recruitment and Retention Scholarship - 0832</u></b>            |                |  |                             |                            |
| Natural Resources   | 50,000         | ---  | ---                         | 50,000                     |
| <b><u>Concentrated Animal Feeding Operation Indemnity - 0834</u></b>  |                |  |                             |                            |
| Natural Resources   | 100,000        | ---  | ---                         | 100,000                    |
| <b><u>State Document Preservation - 0836</u></b>                      |                |  |                             |                            |
| Executive   | 149,975        | 987  | ---                         | 148,988                    |
| <b><u>Light Rail Safety - 0838</u></b>                                |                |  |                             |                            |
| Economic Development  | 15,000         | ---  | ---                         | 15,000                     |
| <b><u>Student Grant - 0839</u></b>                                    |                |  |                             |                            |
| Higher Education  | 17,348,436     | 17,313,154   | ---                         | 35,282                     |
| <b><u>Academic Scholarship - 0840</u></b>                             |                |  |                             |                            |
| Higher Education  | 15,787,000     | 15,771,000   | ---                         | 16,000                     |
| <b><u>State Transportation Assistance Revolving - 0841</u></b>        |                |  |                             |                            |
| Transportation  | 740,340        | 425,000  | ---                         | 315,340                    |

**STATE OF MISSOURI  
SUMMARY OF APPROPRIATIONS BY FUND AND DEPARTMENT  
SPECIAL REVENUE FUNDS  
FOR THE APPROPRIATION YEAR 2003**

---

|   | Appropriations | Expenditures<br>and<br>Appropriated<br>Transfers Out | Reappropriations<br>to 2004 | Lapse of<br>Appropriations |
|---|----------------|--|-----------------------------|----------------------------|
| <b><u>Criminal Justice Network and<br/>Technology Revolving - 0842</u></b>  |                |  |                             |                            |
| Public Safety   | 2,245,302      | 1,700,935  | ---                         | 544,367                    |
| <b><u>Youth Services Treatment - 0843</u></b>   |                |  |                             |                            |
| Social Services   | 1,000          | ---  | ---                         | 1,000                      |
| <b><u>Missouri Office of Prosecution<br/>Services Revolving - 0844</u></b>  |                |  |                             |                            |
| Executive   | 150,000        | 94,584   | ---                         | 55,416                     |
| <b><u>Judiciary Education and<br/>Training - 0847</u></b>   |                |  |                             |                            |
| Judiciary   | 3,110,716      | 2,217,353  | ---                         | 893,363                    |
| <b><u>Missouri Supplemental Tax<br/>Increment Financing - 0848</u></b>  |                |  |                             |                            |
| Economic Development  | 6,204,232      | 782,273  | 3,279,036                   | 2,142,923                  |
| <b><u>Higher Ed PL105-33 Recall<br/>Account - 0850</u></b>  |                |  |                             |                            |
| Higher Education  | 32,421,670     | 32,421,669   | ---                         | 1                          |
| <b><u>U.S. Department of Education/<br/>Coordinating Board for Higher<br/>Education P.L. 105-33 Interest<br/>Account - 0851</u></b> |                |  |                             |                            |
| Higher Education  | 2,700,420      | 796,804  | ---                         | 1,903,616                  |
| <b><u>Domestic Relations Resolution - 0852</u></b>  |                |  |                             |                            |
| Judiciary   | 592,500        | 253,733  | ---                         | 338,767                    |
| <b><u>Correctional Substance Abuse<br/>Earnings - 0853</u></b>  |                |  |                             |                            |
| Corrections   | 264,600        | ---  | ---                         | 264,600                    |
| <b><u>Missouri Wine Marketing and<br/>Research Development - 0855</u></b>   |                |  |                             |                            |
| Agriculture   | 26,000         | 25,294   | ---                         | 706                        |
| <b><u>Advantage Missouri Trust - 0856</u></b>   |                |  |                             |                            |
| Higher Education  | 1,060,000      | 649,628  | ---                         | 410,372                    |
| <b><u>Missouri College Guarantee - 0858</u></b>   |                |  |                             |                            |
| Higher Education  | 8,460,000      | 8,412,111  | ---                         | 47,889                     |
| <b><u>Early Childhood Development,<br/>Education and Care - 0859</u></b>  |                |  |                             |                            |
| Elementary and Secondary Education  | 28,070,061     | 24,419,641   | ---                         | 3,650,420                  |
| Health and Senior Services  | 1,001,426      | 955,411  | ---                         | 46,015                     |
| Social Services   | 32,266,772     | 31,936,647   | ---                         | 330,125                    |

**STATE OF MISSOURI  
SUMMARY OF APPROPRIATIONS BY FUND AND DEPARTMENT  
SPECIAL REVENUE FUNDS  
FOR THE APPROPRIATION YEAR 2003**

---

|  | Appropriations | Expenditures<br>and<br>Appropriated<br>Transfers Out | Reappropriations<br>to 2004 | Lapse of<br>Appropriations |
|--|----------------|--|-----------------------------|----------------------------|
| <b><u>Controlled Substances</u></b>  |                |  |                             |                            |
| <b><u>Cleanup - 0875</u></b>   |                |  |                             |                            |
| Natural Resources  | 125,000        | ---  | ---                         | 125,000                    |
| <b><u>Guaranty Agency Operating - 0880</u></b>                                 |                |  |                             |                            |
| Office of Administration   | 3,335          | 3,334  | ---                         | 1                          |
| Higher Education   | 17,807,770     | 14,648,835   | ---                         | 3,158,935                  |
| <b><u>Federal Student Loan Reserve - 0881</u></b>                              |                |  |                             |                            |
| Higher Education   | 85,000,000     | 42,663,231   | ---                         | 42,336,769                 |
| <b><u>Premium - 0885</u></b>   |                |  |                             |                            |
| Social Services  | 3,912,218      | 3,127,034  | ---                         | 785,184                    |
| <b><u>Missouri Alternative Fuel Vehicle<br/>Loan - 0886</u></b>                |                |  |                             |                            |
| Natural Resources  | 300,050        | ---  | ---                         | 300,050                    |
| <b><u>Fine Collections Center Interest<br/>Revolving - 0888</u></b>            |                |  |                             |                            |
| Judiciary  | 25,000         | 787  | ---                         | 24,213                     |
| <b><u>Assistive Technology Loan<br/>Revolving - 0889</u></b>                   |                |  |                             |                            |
| Labor and Industrial Relations   | 1,000,000      | 74,164   | ---                         | 925,836                    |
| <b><u>Petroleum Violation Escrow Interest<br/>Subaccount - 0890</u></b>        |                |  |                             |                            |
| Natural Resources  | 224,606        | 204,901  | ---                         | 19,705                     |
| <b><u>Blindness Educatino, Screening,<br/>and Treatment Program - 0892</u></b> |                |  |                             |                            |
| Health and Senior Services   | 250,000        | 6,284  | ---                         | 243,716                    |
| <b><u>Missouri Lead Abatement Loan - 0893</u></b>                              |                |  |                             |                            |
| Health and Senior Services   | 276,000        | ---  | ---                         | 276,000                    |
| <b><u>Dry-Cleaning Environmental<br/>Response Trust - 0898</u></b>             |                |  |                             |                            |
| Natural Resources  | 327,826        | 43,051   | ---                         | 284,775                    |
| <b><u>Missouri National Guard Trust - 0900</u></b>                             |                |  |                             |                            |
| Public Safety  | 5,015,535      | 3,574,397  | ---                         | 1,441,138                  |
| <b><u>Agriculture Development - 0904</u></b>                                   |                |  |                             |                            |
| Agriculture  | 720,710        | 167,300  | ---                         | 553,410                    |
| <b><u>Mined Land Reclamation - 0906</u></b>                                    |                |  |                             |                            |
| Executive  | 12,907         | 12,855   | ---                         | 52                         |
| Natural Resources  | 1,905,697      | 411,039  | ---                         | 1,494,658                  |



**STATE OF MISSOURI  
SUMMARY OF APPROPRIATIONS BY FUND AND DEPARTMENT  
SPECIAL REVENUE FUNDS  
FOR THE APPROPRIATION YEAR 2003**

|  | Appropriations          | Expenditures<br>and<br>Appropriated<br>Transfers Out | Reappropriations<br>to 2004 | Lapse of<br>Appropriations |
|--|-------------------------|--|-----------------------------|----------------------------|
| <b><u>Babler State Park - 0911</u></b>   |                         |  |                             |                            |
| Natural Resources  | 313,144                 | 145,352  | ---                         | 167,792                    |
| <b><u>School for the Blind Trust - 0920</u></b>  |                         |  |                             |                            |
| Elementary and Secondary Education   | 1,500,000               | 1,078,748  | ---                         | 421,252                    |
| <b><u>School for the Deaf Trust - 0922</u></b>   |                         |  |                             |                            |
| Elementary and Secondary Education   | 25,000                  | ---  | ---                         | 25,000                     |
| <b><u>Governors' Council on Physical<br/>Fitness Institution Gift Trust - 0924</u></b> |                         |  |                             |                            |
| Office of Administration   | 350,000                 | 22   | ---                         | 349,978                    |
| <b><u>Institution Gift Trust - 0925</u></b>  |                         |  |                             |                            |
| Agriculture  | 80,624                  | 2,598  | ---                         | 78,026                     |
| <b><u>Mental Health Trust - 0926</u></b>   |                         |  |                             |                            |
| Office of Administration   | 332                     | 332  | ---                         | ---                        |
| Mental Health  | 10,080,408              | 8,009,147  | ---                         | 2,071,261                  |
| <b><u>Secretary of State-Wolfner State<br/>Library - 0928</u></b>                      |                         |  |                             |                            |
| Executive  | 35,000                  | ---  | ---                         | 35,000                     |
| <b><u>Secretary of State Institution Gift<br/>Trust - 0929</u></b>                     |                         |  |                             |                            |
| Executive  | 284,922                 | ---  | ---                         | 284,922                    |
| <b><u>Special Employment Security - 0949</u></b>                                       |                         |  |                             |                            |
| Economic Development   | 528,897                 | 518,797  | ---                         | 10,100                     |
| Labor and Industrial Relations   | 3,296,744               | 1,962,319  | 78,074                      | 1,256,351                  |
| <b><u>Crippled Children's - 0950</u></b>   |                         |  |                             |                            |
| Health and Senior Services   | 275,000                 | 135,168  | ---                         | 139,832                    |
| <b><u>State Fair Trust - 0951</u></b>  |                         |  |                             |                            |
| Agriculture  | 10,000                  | 2,165  | ---                         | 7,835                      |
| <b><u>Aviation Trust - 0952</u></b>  |                         |  |                             |                            |
| Transportation   | 8,838,929               | 6,477,111  | ---                         | 2,361,818                  |
| Revenue  | 76,000                  | 57,536   | ---                         | 18,464                     |
| Subtotals  | 5,880,505,819           | 5,010,011,370  | 421,913,072                 | 448,581,377                |
| <b>Appropriated Transfers Out</b>  | <b>1,720,679,433</b>    | <b>1,535,568,881</b>                                 | <b>---</b>                  | <b>185,110,552</b>         |
| Totals   | <b>\$ 7,601,185,252</b> | <b>\$ 6,545,580,251</b>                              | <b>\$ 421,913,072</b>       | <b>\$ 633,691,929</b>      |

**STATE OF MISSOURI  
SUMMARY OF APPROPRIATIONS BY FUND AND DEPARTMENT  
DEBT SERVICE FUNDS  
FOR THE APPROPRIATION YEAR 2003**

---

|   | Appropriations | Expenditures<br>and<br>Appropriated<br>Transfers Out | Reappropriations<br>to 2004 | Lapse of<br>Appropriations |
|---|----------------|--|-----------------------------|----------------------------|
| <b><u>Water Pollution Control Bond and Interest - Series B 2002 - 0200</u></b>              |                |  |                             |                            |
| Office of Administration  | \$ 3,236,364   | \$ 3,236,363   | \$ ---                      | \$ 1                       |
| <b><u>Third State Building Bond Interest and Sinking - Series A 2002 - 0201</u></b>         |                |  |                             |                            |
| Office of Administration  | 4,593,889      | 4,593,889  | ---                         | ---                        |
| <b><u>Fourth State Building Bond and Interest - Series A 2002 - 0202</u></b>                |                |  |                             |                            |
| Office of Administration  | 7,424,629      | 3,352,016  | ---                         | 4,072,613                  |
| <b><u>Water Pollution Control Bond and Interest - Series B 1992 - 0225</u></b>              |                |  |                             |                            |
| Office of Administration  | 4,816,558      | 940,904  | ---                         | 3,875,654                  |
| <b><u>Water Pollution Control Bond and Interest - Series A 1992 - 0226</u></b>              |                |  |                             |                            |
| Office of Administration  | 2,544,282      | 778,324  | ---                         | 1,765,958                  |
| <b><u>Water Pollution Control Bond and Interest - Series A 1993 - 0228</u></b>              |                |  |                             |                            |
| Office of Administration  | 2,096,250      | 629,985  | ---                         | 1,466,265                  |
| <b><u>Water Pollution Control Bond and Interest - Series B 1993 - 0229</u></b>              |                |  |                             |                            |
| Office of Administration  | 10,986,378     | 4,321,377  | ---                         | 6,665,001                  |
| <b><u>Water Pollution Control Bond and Interest - Series A 2002 - 0231</u></b>              |                |  |                             |                            |
| Office of Administration  | 1,050,000      | 641,009  | ---                         | 408,991                    |
| <b><u>Third State Building Bond Interest and Sinking - Series A &amp; B 1991 - 0232</u></b> |                |  |                             |                            |
| Office of Administration  | 6,820,283      | ---  | ---                         | 6,820,283                  |
| <b><u>Third State Building Bond Interest and Sinking - Series A 1992 - 0233</u></b>         |                |  |                             |                            |
| Office of Administration  | 27,580,420     | 5,112,710  | ---                         | 22,467,710                 |
| <b><u>Third State Building Bond Interest and Sinking - Series A 1993 - 0234</u></b>         |                |  |                             |                            |
| Office of Administration  | 11,717,241     | 4,771,130  | ---                         | 6,946,111                  |
| <b><u>Water Pollution Control Bond and Interest - Series A 1995 - 0235</u></b>              |                |  |                             |                            |
| Office of Administration  | 2,287,184      | 1,668,442  | ---                         | 618,742                    |
| <b><u>Water Pollution Control Bond and Interest - Series A 1996 - 0236</u></b>              |                |  |                             |                            |
| Office of Administration  | 2,650,060      | 1,003,961  | ---                         | 1,646,099                  |

**STATE OF MISSOURI  
SUMMARY OF APPROPRIATIONS BY FUND AND DEPARTMENT  
DEBT SERVICE FUNDS  
FOR THE APPROPRIATION YEAR 2003**

|  | Appropriations        | Expenditures<br>and<br>Appropriated<br>Transfers Out | Reappropriations<br>to 2004 | Lapse of<br>Appropriations |
|--|-----------------------|--|-----------------------------|----------------------------|
| <b><u>Water Pollution Control Bond and Interest - Series A 1998 - 0237</u></b> |                       |  |                             |                            |
| Office of Administration   | 2,473,207             | 2,473,206  | ---                         | 1                          |
| <b><u>Water Pollution Control Bond and Interest - Series A 1998 - 0238</u></b> |                       |  |                             |                            |
| Office of Administration   | 1,500,742             | 1,020,741  | ---                         | 480,001                    |
| <b><u>Stormwater Control Bond and Interest - Series A 2002 - 0239</u></b>      |                       |  |                             |                            |
| Office of Administration   | 525,000               | 320,519  | ---                         | 204,481                    |
| <b><u>Fourth State Building Bond and Interest - Series A 1995 - 0240</u></b>   |                       |  |                             |                            |
| Office of Administration   | 4,165,760             | 4,165,760  | ---                         | ---                        |
| <b><u>Fourth State Building Bond and Interest - Series A 1996 - 0241</u></b>   |                       |  |                             |                            |
| Office of Administration   | 3,585,894             | 3,585,894  | ---                         | ---                        |
| <b><u>Fourth State Building Bond and Interest - Series A 1998 - 0242</u></b>   |                       |  |                             |                            |
| Office of Administration   | 3,532,725             | 3,532,725  | ---                         | ---                        |
| <b><u>Stormwater Control Bond and Interest - Series A 1999 - 0243</u></b>      |                       |  |                             |                            |
| Office of Administration   | 1,500,742             | 1,020,741  | ---                         | 480,001                    |
| <b><u>Water Pollution Control Bond and Interest - Series A 2001 - 0244</u></b> |                       |  |                             |                            |
| Office of Administration   | 1,443,963             | 1,443,962  | ---                         | 1                          |
| <b><u>Stormwater Control Bond and Interest - Series A 2001 - 0245</u></b>      |                       |  |                             |                            |
| Office of Administration   | 724,420               | 724,420  | ---                         | ---                        |
| Subtotals  | 107,255,991           | 49,338,078   | ---                         | 57,917,913                 |
| <b>Appropriated Transfers Out</b>  | 46,368,279            | 46,368,232   | ---                         | 47                         |
| Totals   | <u>\$ 153,624,270</u> | <u>\$ 95,706,310</u>                                 | <u>---</u>                  | <u>\$ 57,917,960</u>       |

**STATE OF MISSOURI  
SUMMARY OF APPROPRIATIONS BY FUND AND DEPARTMENT  
CAPITAL PROJECTS FUNDS  
FOR THE APPROPRIATION YEAR 2003**

|  | Appropriations          | Expenditures<br>and<br>Appropriated<br>Transfers Out | Reappropriations<br>to 2004 | Lapse of<br>Appropriations |
|--|-------------------------|--|-----------------------------|----------------------------|
| <b><u>Water Pollution Control -<br/>Series A 2002 - 37E - 0300</u></b> |                         |  |                             |                            |
| Office of Administration   | \$ 150,000              | \$ 31,100  | \$ ---                      | \$ 118,900                 |
| <b><u>Stormwater Control -<br/>Series A 2002 - 37H - 0302</u></b>      |                         |  |                             |                            |
| Office of Administration   | 150,000                 | 15,551   | ---                         | 134,449                    |
| <b><u>Veterans' Homes Capital<br/>Improvement Trust - 0304</u></b>     |                         |  |                             |                            |
| Public Safety  | 22,395,188              | 12,145,580   | 7,699,823                   | 2,549,785                  |
| <b><u>State Road - 0320</u></b>  |                         |  |                             |                            |
| Transportation   | 1,284,184,546           | 1,228,719,928  | ---                         | 55,464,618                 |
| <b><u>State Road Series A 2001 - 0322</u></b>                          |                         |  |                             |                            |
| Transportation   | 1                       | ---  | ---                         | 1                          |
| <b><u>State Road Series A 2002 - 0323</u></b>                          |                         |  |                             |                            |
| Transportation   | 255,000,000             | 206,976,301  | ---                         | 48,023,699                 |
| <b><u>Water Pollution Control -<br/>Series A 1998 - 0355</u></b>       |                         |  |                             |                            |
| Natural Resources  | 17,048,818              | 2,407,398  | 14,641,417                  | 3                          |
| <b><u>Water Pollution Control -<br/>Series A 1998 - 0356</u></b>       |                         |  |                             |                            |
| Natural Resources  | 1,060,315               | 1,060,314  | ---                         | 1                          |
| <b><u>Fourth State Building -<br/>Series A 1998 - 0382</u></b>         |                         |  |                             |                            |
| Higher Education   | 19,855                  | 7,701  | ---                         | 12,154                     |
| Social Services  | 4,980,299               | 190,002  | ---                         | 4,790,297                  |
| Corrections  | 5,594,379               | 1,569,830  | 2,470,920                   | 1,553,629                  |
| <b><u>Stormwater Control -<br/>Series A 1998 - 0383</u></b>            |                         |  |                             |                            |
| Natural Resources  | 66,622,657              | 5,158,246  | 33,154,372                  | 28,310,039                 |
| <b><u>Water Pollution Control -<br/>Series A 1999 - 37G - 0384</u></b> |                         |  |                             |                            |
| Natural Resources  | 5,533,797               | 5,533,796  | ---                         | 1                          |
| <b><u>Water Pollution Control -<br/>Series A 2001 - 37E - 0385</u></b> |                         |  |                             |                            |
| Natural Resources  | 2,409,050               | 239,660  | 2,169,388                   | 2                          |
| <b><u>Water Pollution Control -<br/>Series A 2001 - 37G - 0386</u></b> |                         |  |                             |                            |
| Natural Resources  | 28,795,507              | 2,217,971  | 26,577,535                  | 1                          |
| Subtotals  | 1,693,944,412           | 1,466,273,378  | 86,713,455                  | 140,957,579                |
| <b>Appropriated Transfers Out</b>                                      | 227,796,669             | 168,277,306  | 56,710,205                  | 2,809,158                  |
| Totals   | <u>\$ 1,921,741,081</u> | <u>\$ 1,634,550,684</u>                              | <u>\$ 143,423,660</u>       | <u>\$ 143,766,737</u>      |

**STATE OF MISSOURI  
SUMMARY OF APPROPRIATIONS BY FUND AND DEPARTMENT  
PERMANENT FUNDS  
FOR THE APPROPRIATION YEAR 2003**

---

|  | Appropriations | Expenditures<br>and<br>Appropriated<br>Transfers Out | Reappropriations<br>to 2004 | Lapse of<br>Appropriations |
|--|----------------|--|-----------------------------|----------------------------|
| <b><u>Confederate Memorial Park - 0812</u></b>                                       |                |  |                             |                            |
| Natural Resources  | \$ 165         | \$ ---   | \$ ---                      | \$ 165                     |
| <b><u>State Public School - 0817</u></b>   |                |  |                             |                            |
| Elementary and Secondary Education   | 37,402,000     | 37,399,291   | ---                         | 2,709                      |
| <b><u>Champ W. Smith &amp; Mary C. Smith<br/>Memorial Endowment Trust - 0873</u></b> |                |  |                             |                            |
| Health and Senior Services   | 35,000         | 35,000   | ---                         | ---                        |
| Subtotals  | 37,437,165     | 37,434,291   | ---                         | 2,874                      |
| <b>Appropriated Transfers Out</b>  | 241            | 241  | ---                         | ---                        |
| Totals   | \$ 37,437,406  | \$ 37,434,532  | \$ ---                      | \$ 2,874                   |

**STATE OF MISSOURI  
SUMMARY OF APPROPRIATIONS BY FUND AND DEPARTMENT  
ENTERPRISE FUNDS  
FOR THE APPROPRIATION YEAR 2003**

---

|  | Appropriations | Expenditures<br>and<br>Appropriated<br>Transfers Out | Reappropriations<br>to 2004 | Lapse of<br>Appropriations |
|--|----------------|--|-----------------------------|----------------------------|
| <b><u>Federal Surplus Property - 0407</u></b>  |                |  |                             |                            |
| Office of Administration   | \$ 2,349,354   | \$ 1,844,911   | \$ ---                      | \$ 504,443                 |
| <b><u>Single-Purpose Animal Facilities<br/>Loan Program - 0408</u></b>                           |                |  |                             |                            |
| Agriculture  | 81,199         | 62,077   | ---                         | 19,122                     |
| <b><u>Single-Purpose Animal Facilities<br/>Loan Guarantee - 0409</u></b>                         |                |  |                             |                            |
| Agriculture  | 4,067,000      | ---  | 3                           | 4,066,997                  |
| <b><u>State Fair Fees - 0410</u></b>   |                |  |                             |                            |
| Office of Administration   | 20,000         | 7,915  | ---                         | 12,085                     |
| Agriculture  | 4,199,566      | 3,748,724  | ---                         | 450,842                    |
| <b><u>Agricultural Product Utilization<br/>and Business Development<br/>Guarantee - 0411</u></b> |                |  |                             |                            |
| Agriculture  | 1,000,000      | ---  | 1                           | 999,999                    |
| <b><u>Agricultural Product Utilization<br/>Grant - 0413</u></b>                                  |                |  |                             |                            |
| Agriculture  | 50,635         | 47,863   | ---                         | 2,772                      |
| <b><u>State Parks Earnings - 0415</u></b>  |                |  |                             |                            |
| Office of Administration   | 20,000         | 8,666  | ---                         | 11,334                     |
| Natural Resources  | 11,771,359     | 6,207,994  | 1,889,691                   | 3,673,674                  |
| <b><u>Natural Resources Revolving<br/>Services - 0425</u></b>                                    |                |  |                             |                            |
| Natural Resources  | 2,691,732      | 946,995  | ---                         | 1,744,737                  |
| <b><u>Historic Preservation Revolving - 0430</u></b>   |                |  |                             |                            |
| Natural Resources  | 2,055,846      | 555,846  | ---                         | 1,500,000                  |
| <b><u>Missouri Veterans' Homes - 0460</u></b>  |                |  |                             |                            |
| Office of Administration   | 120,000        | 97,278   | ---                         | 22,722                     |
| Public Safety  | 35,395,133     | 34,341,160   | ---                         | 1,053,973                  |
| <b><u>Petroleum Storage Tank<br/>Insurance - 0585</u></b>  |                |  |                             |                            |
| Executive  | 21,930         | 21,930   | ---                         | ---                        |
| Office of Administration   | 2,000          | 1,980  | ---                         | 20                         |
| Natural Resources  | 31,239,939     | 19,249,767   | ---                         | 11,990,172                 |
| Revenue  | 23,615         | 23,337   | ---                         | 278                        |
| <b><u>Department of Revenue<br/>Information - 0619</u></b>                                       |                |  |                             |                            |
| Revenue  | 993,464        | 849,139  | ---                         | 144,325                    |

**STATE OF MISSOURI  
SUMMARY OF APPROPRIATIONS BY FUND AND DEPARTMENT  
ENTERPRISE FUNDS  
FOR THE APPROPRIATION YEAR 2003**

---

|   | Appropriations | Expenditures<br>and<br>Appropriated<br>Transfers Out | Reappropriations<br>to 2004 | Lapse of<br>Appropriations |
|---|----------------|--|-----------------------------|----------------------------|
| <b><u>State Environmental Improvement</u></b> |                |  |                             |                            |
| <b><u>Authority - 0654</u></b>                |                |  |                             |                            |
| Natural Resources                             | 1              | ---  | ---                         | 1                          |
| <b><u>Lottery Enterprise - 0657</u></b>       |                |  |                             |                            |
| Executive                                     | 48,383         | 48,374   | ---                         | 9                          |
| Office of Administration                      | 9,970          | 9,969  | ---                         | 1                          |
| Revenue                                       | 127,579,028    | 124,269,519  | 48,880                      | 3,260,629                  |
| Subtotals                                     | 223,740,154    | 192,343,444  | 1,938,575                   | 29,458,135                 |
| <b>Appropriated Transfers Out</b>             | 211,191,834    | 208,345,783  | ---                         | 2,846,051                  |
| Totals  | \$ 434,931,988 | \$ 400,689,227                                       | \$ 1,938,575                | \$ 32,304,186              |

**STATE OF MISSOURI  
SUMMARY OF APPROPRIATIONS BY FUND AND DEPARTMENT  
INTERNAL SERVICE FUNDS  
FOR THE APPROPRIATION YEAR 2003**

---

|  | <u>Appropriations</u> | <u>Expenditures<br/>and<br/>Appropriated<br/>Transfers Out</u> | <u>Reappropriations<br/>to 2004</u> | <u>Lapse of<br/>Appropriations</u> |
|--|-----------------------|--|-------------------------------------|------------------------------------|
| <b><u>Mental Health Interagency</u></b>          |                       |  |                                     |                                    |
| <b><u>Payments - 0109</u></b>                    |                       |  |                                     |                                    |
| Office of Administration                         | \$ 1,000              | \$ 55  | \$ ---                              | \$ 945                             |
| Mental Health                                    | 9,853,288             | 7,117,000  | ---                                 | 2,736,288                          |
| <b><u>Natural Resources Cost</u></b>             |                       |  |                                     |                                    |
| <b><u>Allocation - 0500</u></b>                  |                       |  |                                     |                                    |
| Office of Administration                         | 6,000                 | 1,714  | ---                                 | 4,286                              |
| Natural Resources                                | 8,403,923             | 7,380,991  | ---                                 | 1,022,932                          |
| <b><u>State Facility Maintenance and</u></b>     |                       |  |                                     |                                    |
| <b><u>Operation - 0501</u></b>                   |                       |  |                                     |                                    |
| Office of Administration                         | 19,364,946            | 17,516,455   | ---                                 | 1,848,491                          |
| Natural Resources                                | 368,067               | 310,204  | ---                                 | 57,863                             |
| <b><u>Office of Administration Revolving</u></b> |                       |  |                                     |                                    |
| <b><u>Administrative Trust - 0505</u></b>        |                       |  |                                     |                                    |
| Office of Administration                         | 111,139,066           | 75,666,079   | 4,492,397                           | 30,980,590                         |
| Public Safety                                    | 2,210,271             | 1,213,980  | 769,789                             | 226,502                            |
| <b><u>Working Capital Revolving - 0510</u></b>   |                       |  |                                     |                                    |
| Office of Administration                         | 2,986                 | 2,985  | ---                                 | 1                                  |
| Corrections                                      | 38,487,923            | 26,999,160   | ---                                 | 11,488,763                         |
| <b><u>Central Check Mailing Service</u></b>      |                       |  |                                     |                                    |
| <b><u>Revolving - 0515</u></b>                   |                       |  |                                     |                                    |
| Executive  | 225,000               | 113,729  | ---                                 | 111,271                            |
| <b><u>House of Representatives</u></b>           |                       |  |                                     |                                    |
| <b><u>Revolving - 0520</u></b>                   |                       |  |                                     |                                    |
| Legislature                                      | 45,000                | 23,720   | ---                                 | 21,280                             |
| <b><u>Supreme Court Publications</u></b>         |                       |  |                                     |                                    |
| <b><u>Revolving - 0525</u></b>                   |                       |  |                                     |                                    |
| Judiciary  | 80,000                | 79,990   | ---                                 | 10                                 |
| <b><u>Adjutant General Revolving - 0530</u></b>  |                       |  |                                     |                                    |
| Public Safety                                    | 65,000                | 49,768   | ---                                 | 15,232                             |
| <b><u>Senate Revolving - 0535</u></b>            |                       |  |                                     |                                    |
| Legislature                                      | 40,000                | 82   | ---                                 | 39,918                             |
| <b><u>Inmate Revolving - 0540</u></b>            |                       |  |                                     |                                    |
| Office of Administration                         | 100                   | 29   | ---                                 | 71                                 |
| Corrections                                      | 4,212,912             | 4,013,887  | ---                                 | 199,025                            |
| <b><u>Social Services Administrative</u></b>     |                       |  |                                     |                                    |
| <b><u>Trust - 0545</u></b>                       |                       |  |                                     |                                    |
| Social Services                                  | 6,229,332             | 4,791,072  | ---                                 | 1,438,260                          |



**STATE OF MISSOURI  
SUMMARY OF APPROPRIATIONS BY FUND AND DEPARTMENT  
INTERNAL SERVICE FUNDS  
FOR THE APPROPRIATION YEAR 2003**

---

|   | Appropriations        | Expenditures<br>and<br>Appropriated<br>Transfers Out | Reappropriations<br>to 2004 | Lapse of<br>Appropriations |
|---|-----------------------|--|-----------------------------|----------------------------|
| <b><u>Economic Development</u></b>      |                       |  |                             |                            |
| <b><u>Administrative - 0547</u></b>     |                       |  |                             |                            |
| Office of Administration                | 55                    | 55   | ---                         | ---                        |
| Economic Development                    | 6,265,204             | 1,475,276  | ---                         | 4,789,928                  |
| <b><u>Professional Registration</u></b> |                       |  |                             |                            |
| <b><u>Fees - 0689</u></b>               |                       |  |                             |                            |
| Office of Administration                | 3,636                 | 3,636  | ---                         | ---                        |
| Economic Development                    | 5,542,358             | 4,442,360  | 675,000                     | 424,998                    |
| Subtotals                               | 212,546,067           | 151,202,227  | 5,937,186                   | 55,406,654                 |
| <b>Appropriated Transfers Out</b>       | 18,014,959            | 15,108,910   | ---                         | 2,906,049                  |
| Totals                                  | <b>\$ 230,561,026</b> | <b>\$ 166,311,137</b>                                | <b>\$ 5,937,186</b>         | <b>\$ 58,312,703</b>       |

**STATE OF MISSOURI  
SUMMARY OF APPROPRIATIONS BY FUND AND DEPARTMENT  
AGENCY AND TRUST FUNDS  
FOR THE APPROPRIATION YEAR 2003**

---

|   | Appropriations | Expenditures<br>and<br>Appropriated<br>Transfers Out | Reappropriations<br>to 2004 | Lapse of<br>Appropriations |
|---|----------------|--|-----------------------------|----------------------------|
| <b><u>AGENCY</u></b>                              |                |  |                             |                            |
| <b><u>State Retirement</u></b>                    |                |  |                             |                            |
| <b><u>Contributions - 0701</u></b>                |                |  |                             |                            |
| Office of Administration                          | \$ 180,129,000 | \$ 167,214,280                                       | \$ ---                      | \$ 12,914,720              |
| <b><u>Social Security Contributions -</u></b>     |                |  |                             |                            |
| <b><u>(O.A.S.D.I./Medicare) - 0702</u></b>        |                |  |                             |                            |
| Office of Administration                          | 145,892,000    | 137,253,557  | ---                         | 8,638,443                  |
| <b><u>Missouri State Employees' Deferred</u></b>  |                |  |                             |                            |
| <b><u>Compensation Incentive Plan</u></b>         |                |  |                             |                            |
| <b><u>Administration - 0706</u></b>               |                |  |                             |                            |
| Office of Administration                          | 12,304,000     | 11,515,178   | ---                         | 788,822                    |
| <b><u>Proceeds of Surplus Property</u></b>        |                |  |                             |                            |
| <b><u>Sales - 0710</u></b>                        |                |  |                             |                            |
| Office of Administration                          | 1,090,000      | 968,808  | ---                         | 121,192                    |
| <b><u>Debt Offset Escrow - 0753</u></b>           |                |  |                             |                            |
| Judiciary   | 1,150,000      | 810,797  | ---                         | 339,203                    |
| Higher Education                                  | 1,990,000      | 763,587  | ---                         | 1,226,413                  |
| Health and Senior Services                        | 50,000         | 4,318  | ---                         | 45,682                     |
| Labor and Industrial Relations                    | 2,100,000      | 2,064,869  | ---                         | 35,131                     |
| Mental Health                                     | 70,000         | 62,095   | ---                         | 7,905                      |
| Revenue   | 276,600        | 276,552  | ---                         | 48                         |
| Social Services                                   | 6,000,000      | 4,499,392  | ---                         | 1,500,608                  |
| <b><u>Agriculture Bond Trustee - 0756</u></b>     |                |  |                             |                            |
| Agriculture                                       | 135,000        | ---  | ---                         | 135,000                    |
| <b><u>Proprietary School Bond - 0760</u></b>      |                |  |                             |                            |
| Higher Education                                  | 100,000        | ---  | ---                         | 100,000                    |
| <b><u>Missouri Consolidated Health</u></b>        |                |  |                             |                            |
| <b><u>Care Plan Benefit - 0765</u></b>            |                |  |                             |                            |
| Office of Administration                          | 259,277,797    | 254,608,959  | ---                         | 4,668,838                  |
| <b><u>Missouri State Employees' Voluntary</u></b> |                |  |                             |                            |
| <b><u>Life Insurance - 0910</u></b>               |                |  |                             |                            |
| Office of Administration                          | 749,427        | 749,426  | ---                         | 1                          |
| Subtotals   | 611,313,824    | 580,791,818  | ---                         | 30,522,006                 |

**STATE OF MISSOURI  
SUMMARY OF APPROPRIATIONS BY FUND AND DEPARTMENT  
AGENCY AND TRUST FUNDS  
FOR THE APPROPRIATION YEAR 2003**

---

|   | Appropriations | Expenditures<br>and<br>Appropriated<br>Transfers Out | Reappropriations<br>to 2004 | Lapse of<br>Appropriations |
|---|----------------|--|-----------------------------|----------------------------|
| <b><u>PRIVATE PURPOSE TRUST</u></b>         |                |  |                             |                            |
| <b><u>Escheats - 0862</u></b>               |                |  |                             |                            |
| Office of Administration                    | 250,000        | 178,780  | ---                         | 71,220                     |
| <b><u>Abandoned Fund Account - 0863</u></b> |                |  |                             |                            |
| Executive                                   | 16,345,000     | 13,261,655   | ---                         | 3,083,345                  |
| <b><u>State Seminary - 0872</u></b>         |                |  |                             |                            |
| Higher Education                            | 1,500,000      | 602,062  | ---                         | 897,938                    |
| <b><u>Alternative Care Trust - 0905</u></b> |                |  |                             |                            |
| Social Services                             | 12,167,000     | 11,100,960   | ---                         | 1,066,040                  |
| Subtotals                                   | 30,262,000     | 25,143,457   | ---                         | 5,118,543                  |
| <b>Appropriated Transfers Out</b>           | 53,223,960     | 52,210,936   | ---                         | 1,013,024                  |
| Totals                                      | \$ 694,799,784 | \$ 658,146,211                                       | ---                         | \$ 36,653,573              |

**STATE OF MISSOURI  
SUMMARY OF APPROPRIATION ACTIVITY  
GENERAL FUND - GENERAL REVENUE FUNDS  
FOR THE APPROPRIATION YEAR 2003**

|   | H.B.<br>No. | Appr.<br>No. | Appropriations | Expenditures<br>and<br>Transfers Out | Reappropriations<br>to 2004 | Lapse of<br>Appropriations |
|---|-------------|--------------|----------------|--------------------------------------|-----------------------------|----------------------------|
| <b><u>LEGISLATURE</u></b>                                       |             |              |                |                                      |                             |                            |
| <b><u>Senate</u></b>  |             |              |                |                                      |                             |                            |
| SENATORS' SALARIES  | 12.500      | 0003         | \$ 1,071,448   | \$ 1,038,394                         | \$ ---                      | \$ 33,054                  |
| SENATORS' MILEAGE   | 12.500      | 0004         | 56,435         | 56,435                               | ---                         | ---                        |
| SENATORS' PER DIEM  | 12.500      | 0005         | 226,100        | 193,785                              | ---                         | 32,315                     |
| JOINT COMMITTEE GAMING  | 12.500      | 0528         | 51,820         | 51,806                               | ---                         | 14                         |
| JOINT CONTINGENT EXP PS   | 12.500      | 1049         | 22,404         | 22,403                               | ---                         | 1                          |
| JOINT CONTINGENT EXP E&E  | 12.500      | 1052         | 77,596         | 30,134                               | ---                         | 47,462                     |
| JOINT COMM ON ADMIN RULE  | 12.500      | 4189         | 119,707        | 81,986                               | ---                         | 37,721                     |
| JOINT COMM RETIREMENT SYS                                       | 12.500      | 4190         | 155,000        | 132,198                              | ---                         | 22,802                     |
| JOINT COMM CI   | 12.500      | 4191         | 118,964        | 116,929                              | ---                         | 2,035                      |
| SENATE CONTINGENT EXP   | 12.500      | 9801         | 9,172,920      | 8,308,452                            | ---                         | 864,468                    |
| <b><u>House of Representatives</u></b>                          |             |              |                |                                      |                             |                            |
| REPS EXP VOUCHERS   | 12.505      | 1532         | 1,564,800      | 1,435,124                            | ---                         | 129,676                    |
| LEADERSHIP AIDES & SECRET                                       | 12.505      | 1533         | 5,402,364      | 4,936,936                            | ---                         | 465,428                    |
| HOUSE RESEARCH STAFF  | 12.505      | 1535         | 974,189        | 891,883                              | ---                         | 82,306                     |
| COMMITTEE OPERATIONS/MEMB                                       | 12.505      | 1536         | 90,000         | 87,300                               | ---                         | 2,700                      |
| HOUSE STAFF   | 17.220      | 2735         | 1,000,000      | ---                                  | ---                         | 1,000,000                  |
| HOUSE STAFF   | 12.505      | 4022         | 5,259,738      | 4,533,541                            | ---                         | 726,197                    |
| HOUSE APPROPS STAFF   | 12.505      | 4071         | 415,357        | 370,100                              | ---                         | 45,257                     |
| REPRESENTATIVES SALARIES  | 12.505      | 4257         | 5,117,283      | 5,035,914                            | ---                         | 81,369                     |
| REPRESENTATIVES MILEAGE   | 12.505      | 4258         | 342,660        | 333,838                              | ---                         | 8,822                      |
| REPRESENTATIVES PER DIEM  | 12.505      | 4259         | 1,083,950      | 931,978                              | ---                         | 151,972                    |
| <b><u>Missouri Commission on Interstate<br/>Cooperation</u></b> |             |              |                |                                      |                             |                            |
| INTERSTATE ORG DUES   | 12.510      | 0012         | 284,403        | 283,579                              | ---                         | 824                        |
| <b><u>Committee on Legislative Research</u></b>                 |             |              |                |                                      |                             |                            |
| COMM ON LEG RESEARCH  | 12.515      | 0013         | 1,376,489      | 1,229,545                            | ---                         | 146,944                    |
| LEG RES PUBLISH STATUTES  | 12.520      | 0014         | 336,280        | 156,338                              | ---                         | 179,942                    |
| <b><u>Legislative Research - Oversight Division</u></b>         |             |              |                |                                      |                             |                            |
| LEG RESEARCH OVERSIGHT  | 12.525      | 3084         | 864,178        | 679,679                              | ---                         | 184,499                    |
| <b><u>Interim Committees</u></b>                                |             |              |                |                                      |                             |                            |
| JOINT COMM CORRECTIONS  | 12.530      | 2805         | 5,000          | 1,925                                | ---                         | 3,075                      |

**JUDICIARY**

|                                       |        |      |         |         |       |     |
|---------------------------------------|--------|------|---------|---------|-------|-----|
| MANAGED BY FM                         | 13.015 | 1059 | 701,658 | 701,658 | ---   | --- |
| WESTERN APPELLATE BLDG                | 16.390 | 2839 | 129,572 | 129,572 | ---   | --- |
| JURY COSTS                            | 12.370 | 5010 | 268,000 | 267,858 | ---   | 142 |
| STATEWIDE UNPROGRAMED REQ (Fund 0124) | 16.100 | 0279 | 44      | 44      | ---   | --- |
| DC STATEWIDE UNPROGRAMMED (Fund 0124) | 18.035 | 4680 | 42,749  | 38,189  | 4,560 | --- |

**Judicial Proceedings and Review**

|                           |        |      |           |           |     |         |
|---------------------------|--------|------|-----------|-----------|-----|---------|
| JUD PROCEED & REVIEW PS   | 12.300 | 0030 | 2,586,482 | 2,450,707 | --- | 135,775 |
| JUD PROCEED & REVIEW E&E  | 12.300 | 0033 | 952,575   | 952,506   | --- | 69      |
| SUP COURT JUDGES SALARIES | 12.300 | 0907 | 863,500   | 863,500   | --- | ---     |
| NATL CENTER STATE COURTS  | 12.305 | 8011 | 136,137   | 66,327    | --- | 69,810  |

**Office of State Court Administrator**

|                        |        |      |           |           |     |         |
|------------------------|--------|------|-----------|-----------|-----|---------|
| STATE COURTS ADMIN E&E | 12.310 | 0039 | 866,744   | 866,743   | --- | 1       |
| STATE COURTS ADMIN PS  | 12.310 | 0524 | 3,400,135 | 3,389,683 | --- | 10,452  |
| COURT AUTOMATION PS    | 12.320 | 0526 | 2,310,908 | 2,305,020 | --- | 5,888   |
| COURT AUTO SPEEDUP PS  | 12.320 | 1057 | 67,842    | 64,286    | --- | 3,556   |
| COURT AUTOMATION E&E   | 12.320 | 4185 | 5,112,663 | 4,448,146 | --- | 664,517 |
| COURT AUTO PS/E&E FLEX | 12.320 | 5962 | 832,379   | 786,240   | --- | 46,139  |

**Court of Appeals**

|                           |        |      |           |           |     |        |
|---------------------------|--------|------|-----------|-----------|-----|--------|
| APPEALS WEST DIST PS      | 12.340 | 0041 | 1,682,658 | 1,680,723 | --- | 1,935  |
| APPEALS WEST DIST E&E     | 12.340 | 0044 | 470,385   | 456,263   | --- | 14,122 |
| APPEALS EAST DIST PS      | 12.345 | 0046 | 2,320,506 | 2,257,833 | --- | 62,673 |
| APPEALS EAST DIST E&E     | 12.345 | 0050 | 544,261   | 544,181   | --- | 80     |
| APPEALS SOUTH DIST PS     | 12.350 | 0052 | 1,059,570 | 1,019,010 | --- | 40,560 |
| APPEALS-SOUTH DIST E&E    | 12.350 | 0054 | 462,258   | 462,256   | --- | 2      |
| JUDGES SALARIES WEST DIST | 12.340 | 0847 | 1,265,000 | 1,264,998 | --- | 2      |
| JUDGES SALARIES EAST DIST | 12.345 | 0848 | 1,610,000 | 1,591,473 | --- | 18,527 |
| JUDGES SALARIES SOUTH PS  | 12.350 | 0849 | 805,000   | 805,000   | --- | ---    |

**Circuit Courts**

|                          |        |      |            |            |     |           |
|--------------------------|--------|------|------------|------------|-----|-----------|
| JUDGES SALARIES CIRCUIT  | 12.355 | 0853 | 14,958,000 | 14,828,113 | --- | 129,887   |
| ASSOC JUDGES SALARIES    | 12.355 | 0856 | 21,264,000 | 20,607,426 | --- | 656,574   |
| CIRCUIT CRTS PS-E&E FLEX | 12.355 | 2279 | 1,150,000  | 1,150,000  | --- | ---       |
| CIRCUIT COURT ADMIN E&E  | 12.360 | 2281 | 99,000     | 98,990     | --- | 10        |
| CIRCUIT PERSONNEL PS     | 12.355 | 3354 | 70,771,245 | 69,564,223 | --- | 1,207,022 |
| PERMANENCY PLANNING      | 12.375 | 4003 | 134,500    | 134,500    | --- | ---       |
| CIRCUIT PERSONNEL E&E    | 12.355 | 5274 | 1,132,849  | 1,132,848  | --- | 1         |
| TRANSCRIPT FEES          | 12.365 | 5276 | 100,000    | 94,065     | --- | 5,935     |
| CIRCUIT COURT ADMIN PS   | 12.360 | 8012 | 1,000      | ---        | --- | 1,000     |

**STATE OF MISSOURI  
SUMMARY OF APPROPRIATION ACTIVITY  
GENERAL FUND - GENERAL REVENUE FUNDS  
FOR THE APPROPRIATION YEAR 2003**

|   | H.B.<br>No. | Appr.<br>No. | Appropriations | Expenditures<br>and<br>Transfers Out | Reappropriations<br>to 2004 | Lapse of<br>Appropriations |
|---|-------------|--------------|----------------|--------------------------------------|-----------------------------|----------------------------|
| <b><u>Other Programs</u></b>                      |             |              |                |                                      |                             |                            |
| RETIR DISCIPL & REMOVE PS                         | 12.385      | 2204         | 162,594        | 146,647                              | ---                         | 15,947                     |
| RETIR. DISCIPL & REMOV E&E                        | 12.385      | 2205         | 60,011         | 38,106                               | ---                         | 21,905                     |
| APPELLATE JUDICIAL COMM                           | 12.390      | 4211         | 10,550         | 3,638                                | ---                         | 6,912                      |
| SENIOR JUDGE COMPENSATION                         | 12.395      | 9493         | 500,000        | 500,000                              | ---                         | ---                        |
| <b><u>Public Defender System</u></b>              |             |              |                |                                      |                             |                            |
| PUBLIC DEFENDER SVS PS                            | 12.400      | 0911         | 22,104,233     | 21,023,773                           | ---                         | 1,080,460                  |
| PUBLIC DEFENDER SVS E&E                           | 12.400      | 0912         | 5,747,551      | 5,709,924                            | ---                         | 37,627                     |
| <b><u>Extraordinary</u></b>                       |             |              |                |                                      |                             |                            |
| EXTRAORDINARY EXP/CONFLCT<br>& 15.100             | 12.400      | 8727         | 2,309,850      | 2,104,552                            | ---                         | 205,298                    |
| <b><u>EXECUTIVE</u></b>                           |             |              |                |                                      |                             |                            |
| <b><u>Governor's Office - Administration</u></b>  |             |              |                |                                      |                             |                            |
| SPECIAL AUDITS                                    | 15.095      | 2749         | 30,000         | 30,000                               | ---                         | ---                        |
| GOVERNOR'S OFFICE                                 | 12.005      | 5600         | 2,004,166      | 1,699,204                            | ---                         | 304,962                    |
| ASSOCIATION DUES                                  | 12.020      | 6262         | 150,150        | 150,050                              | ---                         | 100                        |
| <b><u>Mansion Operating</u></b>                   |             |              |                |                                      |                             |                            |
| MANSION OPERATING EXP                             | 12.005      | 5599         | 181,815        | 140,561                              | ---                         | 41,254                     |
| <b><u>National Guard Emergency Duty</u></b>       |             |              |                |                                      |                             |                            |
| NATIONAL GUARD EMERGENCY                          | 12.010      | 0064         | 112,000        | 96,061                               | ---                         | 15,939                     |
| <b><u>Mansion Preservation Commission</u></b>     |             |              |                |                                      |                             |                            |
| MANSION PRESERV ADV COMN                          | 12.030      | 0068         | 3,000          | ---                                  | ---                         | 3,000                      |
| <b><u>Government Emergency Fund Committee</u></b> |             |              |                |                                      |                             |                            |
| GOVT EMERGENCY FUND COMM                          | 12.035      | 0069         | 1              | ---                                  | ---                         | 1                          |
| <b><u>Lieutenant Governor</u></b>                 |             |              |                |                                      |                             |                            |
| LIEUTENANT GOVERNOR PS                            | 12.040      | 0072         | 300,899        | 300,899                              | ---                         | ---                        |
| LIEUTENANT GOVERNOR E&E                           | 12.040      | 5914         | 66,211         | 65,395                               | ---                         | 816                        |
| LT GOVERNOR PS/E&E FLEX                           | 12.040      | 5958         | 40,783         | 13,532                               | ---                         | 27,251                     |

**Secretary of State**

|               |        |      |         |         |     |        |
|---------------|--------|------|---------|---------|-----|--------|
| REFUNDS       | 12.050 | 0080 | 100,000 | 84,204  | --- | 15,796 |
| MANAGED BY FM | 13.015 | 1059 | 187,991 | 187,691 | --- | 300    |

**Elections**

|                         |        |      |           |           |     |        |
|-------------------------|--------|------|-----------|-----------|-----|--------|
| ELECTIONS PUBLIC NOTICE | 12.055 | 0079 | 1,607,196 | 1,518,645 | --- | 88,551 |
| ABSENTEE BALLOTS        | 12.060 | 2041 | 50,000    | 26,753    | --- | 23,247 |
| FED ELECTION REFORM     | 12.062 | 5915 | 40,000    | ---       | --- | 40,000 |

**Record Services**

|                 |        |      |         |        |        |   |
|-----------------|--------|------|---------|--------|--------|---|
| GRANT MATCH E&E | 12.045 | 5170 | 107,754 | 49,274 | 58,479 | 1 |
|-----------------|--------|------|---------|--------|--------|---|

**Library Services**

|                          |        |      |           |           |         |         |
|--------------------------|--------|------|-----------|-----------|---------|---------|
| SEC OF STATE PS          | 12.045 | 0073 | 6,237,008 | 6,226,784 | ---     | 10,224  |
| SEC OF STATE E&E         | 12.045 | 0077 | 2,552,530 | 2,374,382 | ---     | 178,148 |
| REAL                     | 12.090 | 1048 | 2,959,250 | 2,959,250 | ---     | ---     |
| MO ST LIB AUTOMATN COSTS | 17.216 | 3319 | 668,866   | 380,662   | 185,000 | 103,204 |
| STATE AID PUBLIC LIBRARY | 12.085 | 4196 | 3,770,657 | 3,770,656 | ---     | 1       |
| LIFT LITERACY PROGRAM    | 12.095 | 4198 | 69,450    | 69,450    | ---     | ---     |
| SEC OF STATE PS/E&E FLEX | 12.045 | 5959 | 988,588   | 897,619   | ---     | 90,969  |

**State Auditor**

|                     |        |      |           |           |     |         |
|---------------------|--------|------|-----------|-----------|-----|---------|
| STATE AUDITOR PS    | 12.115 | 0084 | 4,751,527 | 4,751,526 | --- | 1       |
| STATE AUDITOR E&E   | 12.115 | 0087 | 1,443,660 | 1,178,605 | --- | 265,055 |
| AUDITOR             | 13.110 | 3192 | 68,200    | 61,550    | --- | 6,650   |
| AUDITOR PS/E&E FLEX | 12.115 | 5061 | 688,354   | 688,353   | --- | 1       |

**State Treasurer**

|                        |        |      |           |           |     |         |
|------------------------|--------|------|-----------|-----------|-----|---------|
| DUPLICATE CHECKS       | 12.125 | 0093 | 1,500,000 | 1,255,175 | --- | 244,825 |
| OUTLAWED CHECK         | 12.130 | 1322 | 50,150    | 46,947    | --- | 3,203   |
| TREASURER              | 13.115 | 3193 | 3,921     | 2,959     | --- | 962     |
| STATE TREASURER PS     | 12.120 | 4007 | 1,282,524 | 1,209,326 | --- | 73,198  |
| STATE TREASURER E&E    | 12.120 | 4331 | 419,942   | 367,727   | --- | 52,215  |
| TREASURER PS/E&E FLEX  | 12.120 | 5063 | 189,163   | 162,903   | --- | 26,260  |
| LINKED DEPOSIT REFUNDS | 12.155 | 8364 | 3,000     | 1,627     | --- | 1,373   |

**Attorney General**

|                          |        |      |           |           |     |         |
|--------------------------|--------|------|-----------|-----------|-----|---------|
| ATTORNEY GENERAL PS      | 12.175 | 0095 | 9,071,002 | 9,070,987 | --- | 15      |
| MEDICAID FRAUD UNIT E&E  | 12.190 | 1678 | 126,746   | 119,772   | --- | 6,974   |
| ATTORNEY GENERAL E&E     | 17.218 | 2727 | 63,464    | ---       | --- | 63,464  |
| ATTORNEY GENERAL         | 13.105 | 3184 | 277,424   | 269,101   | --- | 8,323   |
| MEDICAID FRAUD UNIT PS   | 12.190 | 3336 | 161,857   | 97,665    | --- | 64,192  |
| ADA EXPENSES PS          | 12.185 | 4023 | 57,077    | 57,077    | --- | ---     |
| ADA EXPENSES E&E         | 12.185 | 4024 | 6,360     | 1,152     | --- | 5,208   |
| ATTY GENERAL PS/E&E FLEX | 12.175 | 5960 | 1,245,666 | 711,439   | --- | 534,227 |
| MED FRAUD PS/E&E FLEX    | 12.190 | 5961 | 32,067    | ---       | --- | 32,067  |

**STATE OF MISSOURI  
SUMMARY OF APPROPRIATION ACTIVITY  
GENERAL FUND - GENERAL REVENUE FUNDS  
FOR THE APPROPRIATION YEAR 2003**

|  | H.B.<br>No. | Appr.<br>No. | Appropriations | Expenditures<br>and<br>Transfers Out | Reappropriations<br>to 2004 | Lapse of<br>Appropriations |
|--|-------------|--------------|----------------|--------------------------------------|-----------------------------|----------------------------|
| ATTORNEY GENERAL E&E                   | 12.175      | 7586         | 2,139,991      | 2,075,791                            | ---                         | 64,200                     |
| NATIONAL ASSOCIATION DUES              | 12.200      | 7998         | 39,962         | 37,904                               | ---                         | 2,058                      |
| ATTORNEY GENERAL E&E (Fund 0603)       | 12.175      | 2218         | 187,000        | 167,155                              | ---                         | 19,845                     |
| ATTORNEY GENERAL PS (Fund 0666)        | 12.175      | 2215         | 324,418        | 322,563                              | ---                         | 1,855                      |
| ATTORNEY GENERAL E&E (Fund 0666)       | 12.175      | 3003         | 254,400        | 45,197                               | ---                         | 209,203                    |
| ATTORNEY GENERAL (Fund 0666)           | 13.105      | 2825         | 9,499          | 9,499                                | ---                         | ---                        |
| <b><u>OFFICE OF ADMINISTRATION</u></b> |             |              |                |                                      |                             |                            |
| DIGITAL PUBLIC TV                      | 16.378      | 2847         | 500,000        | ---                                  | ---                         | 500,000                    |
| <b><u>Commissioner's Office</u></b>    |             |              |                |                                      |                             |                            |
| COMMISSIONER'S OFFICE PS               | 05.005      | 0123         | 2,907,026      | 2,436,300                            | ---                         | 470,726                    |
| COMPACT FOR EDUCATION                  | 05.045      | 0143         | 78,800         | 78,500                               | ---                         | 300                        |
| COMMISSIONER'S OFFICE E&E              | 05.005      | 2139         | 567,598        | 398,651                              | ---                         | 168,947                    |
| COSTS IN CRIMINAL CASES                | 05.085      | 3444         | 27,612,000     | 27,612,000                           | ---                         | ---                        |
| PUBLIC TELEVISION GRANTS               | 05.092      | 4173         | 95,000         | 92,150                               | ---                         | 2,850                      |
| AUDITOR TRANSITION                     | 05.110      | 5723         | 10,000         | ---                                  | ---                         | 10,000                     |
| JUVENILE PERSONNEL                     | 05.075      | 9182         | 7,620,000      | 7,579,082                            | ---                         | 40,918                     |
| PROSECUTIONS/CAP CASE                  | 05.080      | 9183         | 20,000         | 16,825                               | ---                         | 3,175                      |
| REGIONAL PLANNING COMM                 | 05.090      | 9184         | 200,000        | 166,631                              | ---                         | 33,369                     |
| CLARENCE CANNON PAYMENT (Fund 0174)    | 05.070      | 3153         | 600,000        | 592,638                              | ---                         | 7,362                      |
| SPECIAL ELECTION COSTS (Fund 0686)     | 05.105      | 5610         | 400,001        | ---                                  | ---                         | 400,001                    |
| <b><u>Division of Accounting</u></b>   |             |              |                |                                      |                             |                            |
| REFUND TAXES W/H IN ERROR              | 05.180      | 0037         | 36,000         | 1,634                                | ---                         | 34,366                     |
| ACCOUNTING PS                          | 05.005      | 0154         | 2,089,276      | 1,840,803                            | ---                         | 248,473                    |
| ACCOUNTING E&E                         | 05.005      | 0157         | 303,711        | 286,954                              | ---                         | 16,757                     |
| BPB ARBITRAGE REBATE/EXP               | 05.220      | 1328         | 1              | ---                                  | ---                         | 1                          |
| MOHEFA COLL SAVINGS BOND               | 05.245      | 1336         | 10,500         | 10,319                               | ---                         | 181                        |
| AUDIT RECOVERY DISTRIBUTN              | 05.290      | 2007         | 590,000        | 583,553                              | ---                         | 6,447                      |
| UNEMPLOYMENT BENEFITS                  | 05.165      | 2238         | 3,201,468      | 3,180,229                            | ---                         | 21,239                     |
| LEWIS AND CLARK 2004                   | 17.032      | 2514         | 782            | ---                                  | ---                         | 782                        |
| MAXIMIZE REVENUES                      | 15.040      | 2615         | 1              | ---                                  | ---                         | 1                          |
| NEW JOBS TRAINING CERTIF               | 05.250      | 2832         | 1              | ---                                  | ---                         | 1                          |
| CASH MGMT IMPROVEMENT ACT              | 05.275      | 2833         | 2,200,000      | 817,883                              | ---                         | 1,382,117                  |
| HR CONTINGENCY                         | 05.200      | 3062         | 40,001         | ---                                  | ---                         | 40,001                     |
| DEFERRED COMP ADMIN                    | 05.145      | 3175         | 2,872          | 906                                  | ---                         | 1,966                      |



|   |        |      |             |            |         |            |
|---|--------|------|-------------|------------|---------|------------|
| BPB ANNUAL FEES/EXPENSES                          | 05.210 | 5275 | 10,000      | 340        | ---     | 9,660      |
| L/P DEBT PAYMENTS                                 | 05.225 | 5281 | 13,123,999  | 12,183,251 | ---     | 940,748    |
| L/P ANNUAL FEES/EXPENSES                          | 05.230 | 5282 | 27,650      | 11,940     | ---     | 15,710     |
| L/P REFUNDING/EXPENSES                            | 05.235 | 5291 | 1           | ---        | ---     | 1          |
| L/P ARBITRAGE REBATE/EXP                          | 05.240 | 5292 | 1           | ---        | ---     | 1          |
| GASB 34   | 21.015 | 5573 | 179,483     | 1,605      | ---     | 177,878    |
| MU BASKETBALL ARENA                               | 05.243 | 5732 | 1           | ---        | ---     | 1          |
| TOBACCO SECURITIZATION                            | 05.251 | 5954 | 100,000,000 | 50,398,859 | ---     | 49,601,141 |
| GASB DUES   | 05.270 | 6243 | 26,100      | ---        | ---     | 26,100     |
| BPB PROCEEDS BOND DEBT                            | 14.005 | 6654 | 1           | ---        | ---     | 1          |
| BPB DEBT SERVICE                                  | 05.205 | 8002 | 26,391,957  | 23,334,511 | ---     | 3,057,446  |
| CAFETERIA PLAN                                    | 05.190 | 9301 | 200,000     | ---        | ---     | 200,000    |
| BARTLE HALL                                       | 05.255 | 9352 | 2,000,000   | 2,000,000  | ---     | ---        |
| TRANSWORLD  | 05.265 | 9353 | 12,000,000  | 9,330,000  | ---     | 2,670,000  |
| JACKSON CO  | 05.260 | 9382 | 3,000,000   | 3,000,000  | ---     | ---        |
| BPB REFUNDING/EXPENSES                            | 05.215 | 9844 | 1           | ---        | ---     | 1          |
| TEACHER RETIREMENT CONTR                          | 05.140 | 9851 | 2,500,000   | 2,242,076  | ---     | 257,924    |
| <b><u>Division of Budget and Planning</u></b>     |        |      |             |            |         |            |
| BUDGET & PLANNING E&E                             | 05.005 | 2140 | 165,813     | 127,838    | ---     | 37,975     |
| TAX EXPENDITURE BUDGET                            | 05.335 | 2815 | 16,500      | 15,000     | ---     | 1,500      |
| BUDGET & PLANNING PS                              | 05.005 | 3434 | 1,597,699   | 1,454,082  | ---     | 143,617    |
| <b><u>Division of Information Services</u></b>    |        |      |             |            |         |            |
| INFORMATION SERVICES PS                           | 05.005 | 0164 | 2,578,768   | 2,412,810  | ---     | 165,958    |
| INFORMATION SERVICES E&E                          | 05.005 | 0168 | 5,557,399   | 3,236,701  | ---     | 2,320,698  |
| INFO SERVICES SAM II                              | 17.022 | 3223 | 577,515     | 389,844    | ---     | 187,671    |
| BP IMPLEMENT OF SAM II                            | 17.018 | 3352 | 137,847     | 98,878     | ---     | 38,969     |
| BP PLAN IMPLEMENT SAM II                          | 17.020 | 4415 | 117,500     | 112,770    | ---     | 4,730      |
| <b><u>Division of Design and Construction</u></b> |        |      |             |            |         |            |
| DESIGN & CONSTRUCTION PS                          | 05.005 | 0171 | 1,829,206   | 1,602,488  | ---     | 226,718    |
| DESIGN & CONSTRUCTION E&E                         | 05.005 | 0174 | 32,470      | 31,093     | ---     | 1,377      |
| STATEWIDE EMERGENCY REQ                           | 16.096 | 0263 | 41,446      | ---        | ---     | 41,446     |
| STATEWIDE HAZARDOUS MAT                           | 16.098 | 0275 | 33,587      | ---        | ---     | 33,587     |
| STATEWIDE UNPROGRAM REQ                           | 16.100 | 0278 | 16,435      | ---        | ---     | 16,435     |
| STATEWIDE ROOF MGMT SYS                           | 16.102 | 0283 | 380,612     | ---        | ---     | 380,612    |
| STATEWIDE PAV MNGT SYS                            | 16.104 | 0285 | 105,592     | ---        | ---     | 105,592    |
| TRUMAN COURT HOUSE                                | 16.376 | 2838 | 1,000,000   | 706,486    | 293,513 | 1          |
| BOTANICAL GARDEN ADM BLDG                         | 16.382 | 2846 | 350,000     | ---        | ---     | 350,000    |
| DC NORTH RIVER OVERLOOK                           | 19.010 | 4877 | 225,884     | 24,250     | ---     | 201,634    |
| OA FOR JCCC REDEVELOPMENT                         | 19.015 | 4878 | 55,910      | 55,004     | ---     | 906        |
| D&C PS/E&E FLEX                                   | 05.005 | 5946 | 200,000     | 141,711    | ---     | 58,289     |
| STATEWIDE EMERGENCY REQ (Fund 0124)               | 16.096 | 0266 | 26,667      | ---        | ---     | 26,667     |
| STATEWIDE HAZARDOUS MAT (Fund 0124)               | 16.098 | 0277 | 161,318     | ---        | ---     | 161,318    |
| STATEWIDE UNPROGRAM REQ (Fund 0124)               | 16.100 | 0279 | 98,264      | 8,026      | ---     | 90,238     |

**STATE OF MISSOURI**  
**SUMMARY OF APPROPRIATION ACTIVITY**  
**GENERAL FUND - GENERAL REVENUE FUNDS**  
**FOR THE APPROPRIATION YEAR 2003**

|   | H.B.<br>No. | Appr.<br>No. | Appropriations | Expenditures<br>and<br>Transfers Out | Reappropriations<br>to 2004 | Lapse of<br>Appropriations |
|---|-------------|--------------|----------------|--------------------------------------|-----------------------------|----------------------------|
| STATEWIDE ROOF MGMT SYS (Fund 0124)             | 16.102      | 0284         | 323,360        | 1                                    | ---                         | 323,359                    |
| STATEWIDE PAV MNGT SYS (Fund 0124)              | 16.104      | 0287         | 67,831         | 585                                  | ---                         | 67,246                     |
| STATEWIDE MTN REPAIR (Fund 0124)                | 16.106      | 0288         | 800,434        | 135,111                              | 54                          | 665,269                    |
| DC STATEWIDE EMERGENCY (Fund 0124)              | 18.025      | 4677         | 687,537        | ---                                  | 687,010                     | 527                        |
| DC STATEWIDE HAZ MATERIAL (Fund 0124)           | 18.030      | 4679         | 846,985        | 90,908                               | 256,164                     | 499,913                    |
| DC STATEWIDE UNPROGRAMMED (Fund 0124)           | 18.035      | 4680         | 720,645        | 260,716                              | 395,935                     | 63,994                     |
| DC STATEWIDE ROOF (Fund 0124)                   | 18.040      | 4684         | 820,093        | 37,510                               | 782,570                     | 13                         |
| DC STATEWIDE PAVING (Fund 0124)                 | 18.045      | 4685         | 300,000        | ---                                  | ---                         | 300,000                    |
| DC STATEWIDE ASSESSMENT (Fund 0124)             | 18.050      | 4686         | 1,175,738      | 397,134                              | 778,604                     | ---                        |
| DC STATEWIDE M&R (Fund 0124)                    | 18.050      | 4687         | 5,183,868      | 408,533                              | 3,524,587                   | 1,250,748                  |
| CAPITOL RESTORATION (Fund 0124)                 | 18.055      | 4693         | 5,568,587      | 6,401                                | 367,168                     | 5,195,018                  |
| GOV MANSION ANNUAL M&R (Fund 0124)              | 18.055      | 4694         | 150,000        | 38,689                               | 36,310                      | 75,001                     |
| GOV MANSION RENOVATION (Fund 0124)              | 18.055      | 4695         | 1,536,179      | 1,050                                | 8,139                       | 1,526,990                  |
| CATASTROPHIC DAMAGES (Fund 0124)                | 20.025      | 5910         | 1              | ---                                  | ---                         | 1                          |
| <b><u>Division of Facilities Management</u></b> |             |              |                |                                      |                             |                            |
| PRINCE HALL & MED CTR PS                        | 05.440      | 0016         | 39,906         | 14,620                               | ---                         | 25,286                     |
| RENO OFFC EO HR INAUG EXP                       | 16.120      | 0375         | 249,816        | 1,798                                | ---                         | 248,018                    |
| DES SDC PRNT SHP ACQ LAND                       | 16.126      | 0379         | 1,084,727      | 142,469                              | ---                         | 942,258                    |
| DES RENO CAP STDY LEG OFC                       | 16.124      | 0983         | 2,165,973      | 1,369,938                            | 724,181                     | 71,854                     |
| DES LAND ACQ OF BLD COLE                        | 16.108      | 0984         | 1,322,487      | 871,012                              | 451,303                     | 172                        |
| DES IMPRV CAP COMPX                             | 16.112      | 1041         | 41,190         | 39,750                               | ---                         | 1,440                      |
| MANAGED BY FM                                   | 13.015      | 1059         | 477,365        | 255,590                              | ---                         | 221,775                    |
| RENOV REPLACMTS CAP BLDG                        | 16.122      | 1206         | 493,981        | 11,614                               | 400,596                     | 81,771                     |
| IMPRV CAP TSOB WSOB ECC                         | 16.122      | 1478         | 170,992        | ---                                  | ---                         | 170,992                    |
| PRINCE HALL & MED CTR E&E                       | 05.440      | 2159         | 47,118         | 34,735                               | ---                         | 12,383                     |
| CONTINGENCY SHORTFALLS                          | 13.130      | 3136         | 115,000        | 67,265                               | ---                         | 47,735                     |
| VARs PROJ\$ CAPITAL COMPX                       | 16.114      | 3771         | 455,394        | 173,477                              | ---                         | 281,917                    |
| ST LOUIS OLD POST OFFICE                        | 05.426      | 5904         | 1,000          | ---                                  | ---                         | 1,000                      |
| ANNUAL MTN REPAIR PROG (Fund 0124)              | 16.118      | 0296         | 30,136         | 201                                  | ---                         | 29,935                     |
| REPLACE ELECTRICAL WIRIN (Fund 0124)            | 16.278      | 0336         | 124,613        | 11,182                               | ---                         | 113,431                    |
| OPERATIONAL M&R (Fund 0124)                     | 05.415      | 3387         | 246,672        | 221,670                              | ---                         | 25,002                     |
| <b><u>Division of General Services</u></b>      |             |              |                |                                      |                             |                            |
| WORKERS' COMP & SIF TAX                         | 05.455      | 3437         | 1,050,000      | 758,419                              | ---                         | 291,581                    |
| DIV OF GENERAL SERVS PS                         | 05.005      | 4537         | 1,388,899      | 1,277,873                            | ---                         | 111,026                    |
| DIV OF GENERAL SERVS E&E                        | 05.005      | 4539         | 236,255        | 141,412                              | ---                         | 94,843                     |
| WORKERS' COMPENSATION                           | 05.445      | 4541         | 16,800,000     | 16,756,626                           | ---                         | 43,374                     |
| LEGAL EXPENSE FUND (0692)                       | 05.465      | 5605         | 6,837,435      | 6,810,792                            | ---                         | 26,643                     |

**Division of Personnel**

|                   |        |      |           |           |     |         |
|-------------------|--------|------|-----------|-----------|-----|---------|
| DIV PERSONNEL PS  | 05.005 | 0187 | 3,079,295 | 2,753,493 | --- | 325,802 |
| DIV PERSONNEL E&E | 05.005 | 0189 | 348,190   | 303,401   | --- | 44,789  |

**Division of Purchasing and Materials Management**

|                           |        |      |           |           |     |         |
|---------------------------|--------|------|-----------|-----------|-----|---------|
| PURCHASING/MATRL MGMT PS  | 05.005 | 0190 | 1,660,851 | 1,497,028 | --- | 163,823 |
| PURCHASING/MATRL MGMT E&E | 05.005 | 0193 | 228,618   | 147,954   | --- | 80,664  |

**Administrative Hearing Commission**

|                        |        |      |         |         |     |        |
|------------------------|--------|------|---------|---------|-----|--------|
| ADMIN HEARING COMM PS  | 05.480 | 7635 | 689,069 | 620,737 | --- | 68,332 |
| ADMIN HEARING COMM E&E | 05.480 | 7636 | 124,213 | 85,450  | --- | 38,763 |

**Missouri Ethics Commission**

|                          |        |      |         |         |     |         |
|--------------------------|--------|------|---------|---------|-----|---------|
| MO ETHICS COMM E&E       | 05.500 | 0127 | 563,662 | 443,358 | --- | 120,304 |
| MO ETHICS COMM PS        | 05.500 | 0827 | 821,362 | 770,633 | --- | 50,729  |
| MO ETHICS COMMISSION E&E | 17.030 | 3224 | 30,000  | ---     | --- | 30,000  |
| ETHICS COMMISSION        | 13.035 | 3271 | 145,966 | 59,787  | --- | 86,179  |

**Office of Information Technology**

|                    |        |      |         |         |     |       |
|--------------------|--------|------|---------|---------|-----|-------|
| INFO TECHNOLOGY PS | 05.505 | 3002 | 194,496 | 187,783 | --- | 6,713 |
|--------------------|--------|------|---------|---------|-----|-------|

**Board of Fund Commissioners**

|                           |        |      |         |         |     |        |
|---------------------------|--------|------|---------|---------|-----|--------|
| ARBITRAGE REBATE          | 01.015 | 0835 | 1       | ---     | --- | 1      |
| ESCROW & RELATED EXPENSES | 01.010 | 1323 | 80,000  | 5,488   | --- | 74,512 |
| ADMINISTRATION PS         | 01.010 | 4159 | 41,880  | 23,848  | --- | 18,032 |
| ADMINISTRATION E&E        | 01.010 | 4160 | 2,789   | 531     | --- | 2,258  |
| REFUND OF BONDS           | 01.020 | 9858 | 165,001 | 164,494 | --- | 507    |

**DEPARTMENT OF AGRICULTURE**

|                                       |        |      |         |         |     |        |
|---------------------------------------|--------|------|---------|---------|-----|--------|
| STATEWIDE HAZARDOUS MAT               | 16.098 | 0275 | 12      | ---     | --- | 12     |
| STATEWIDE UNPROGRAM REQ               | 16.100 | 0278 | 2       | ---     | --- | 2      |
| STATEWIDE ROOF MGMT SYS               | 16.102 | 0283 | 12      | ---     | --- | 12     |
| MANAGED BY FM                         | 13.015 | 1059 | 298,590 | 289,632 | --- | 8,958  |
| AGRICULTURE LEASING                   | 13.040 | 1473 | 27,144  | 15,401  | --- | 11,743 |
| STATEWIDE HAZARDOUS MAT (Fund 0124)   | 16.098 | 0277 | 1       | ---     | --- | 1      |
| STATEWIDE UNPROGRAM REQ (Fund 0124)   | 16.100 | 0279 | 940     | 940     | --- | ---    |
| STATEWIDE MTN REPAIR (Fund 0124)      | 16.106 | 0288 | 1       | ---     | 1   | ---    |
| DC STATEWIDE EMERGENCY (Fund 0124)    | 18.025 | 4677 | 24      | ---     | 13  | 11     |
| DC STATEWIDE HAZ MATERIAL (Fund 0124) | 18.030 | 4679 | 24      | ---     | 13  | 11     |
| DC STATEWIDE UNPROGRAMMED (Fund 0124) | 18.035 | 4680 | 5,287   | 5,287   | --- | ---    |
| DC STATEWIDE ASSESSMENT (Fund 0124)   | 18.050 | 4686 | 24      | ---     | 24  | ---    |
| DC STATEWIDE M&R (Fund 0124)          | 18.050 | 4687 | 12      | ---     | 12  | ---    |

**STATE OF MISSOURI  
SUMMARY OF APPROPRIATION ACTIVITY  
GENERAL FUND - GENERAL REVENUE FUNDS  
FOR THE APPROPRIATION YEAR 2003**

|  | H.B.<br>No. | Appr.<br>No. | Appropriations | Expenditures<br>and<br>Transfers Out | Reappropriations<br>to 2004 | Lapse of<br>Appropriations |
|--|-------------|--------------|----------------|--------------------------------------|-----------------------------|----------------------------|
| <b><u>Office of Director</u></b>                           |             |              |                |                                      |                             |                            |
| DIRECTOR'S OFFICE PS                                       | 06.005      | 0233         | 1,566,939      | 1,519,498                            | ---                         | 47,441                     |
| DIRECTOR'S OFFICE E&E                                      | 06.005      | 0235         | 604,914        | 458,568                              | ---                         | 146,346                    |
| AG&SMALL BUS DEV AUTH PS                                   | 06.010      | 0533         | 121,974        | 113,793                              | ---                         | 8,181                      |
| REFUND ACCOUNT   | 06.005      | 1887         | 7,000          | 6,872                                | ---                         | 128                        |
| AG&SMALL BUS DEV AUTH EE                                   | 06.010      | 1888         | 66,178         | 37,326                               | ---                         | 28,852                     |
| OPERATIONAL M&R (Fund 0124)                                | 06.025      | 3393         | 94,689         | 92,765                               | ---                         | 1,924                      |
| <b><u>Division of Animal Health</u></b>                    |             |              |                |                                      |                             |                            |
| ANIMAL HEALTH ADMIN PS                                     | 06.055      | 0244         | 2,011,263      | 1,896,570                            | ---                         | 114,693                    |
| ANIMAL HEALTH ADMIN E&E                                    | 06.055      | 0247         | 464,333        | 377,767                              | ---                         | 86,566                     |
| INDEMNITIES  | 06.065      | 4388         | 9,000          | ---                                  | ---                         | 9,000                      |
| EARTAGS  | 06.060      | 6480         | 9,832          | 4,860                                | ---                         | 4,972                      |
| <b><u>Division of Grain Inspection and Warehousing</u></b> |             |              |                |                                      |                             |                            |
| GRAIN REGULATORY SVS PS                                    | 06.070      | 0251         | 729,938        | 650,709                              | ---                         | 79,229                     |
| GRAIN REGULATORY SVS E&E                                   | 06.070      | 0253         | 116,689        | 94,899                               | ---                         | 21,790                     |
| <b><u>Division of Plant Industries</u></b>                 |             |              |                |                                      |                             |                            |
| PLANT INDUSTRIES PRGM PS                                   | 06.080      | 0254         | 1,779,031      | 1,649,606                            | ---                         | 129,425                    |
| DEMONSTRATION PROJECTS                                     | 06.080      | 1822         | 92,145         | 89,349                               | ---                         | 2,796                      |
| GYPSY MOTH CNTRL PRGM PS                                   | 06.085      | 1823         | 41,251         | 41,229                               | ---                         | 22                         |
| GYPSY MOTH CNTRL PRGM E&E                                  | 06.085      | 1824         | 15,000         | 13,802                               | ---                         | 1,198                      |
| PLANT INDUSTRIES PRGM E&E                                  | 06.080      | 7360         | 253,700        | 203,985                              | ---                         | 49,715                     |
| <b><u>Division of Weights and Measures</u></b>             |             |              |                |                                      |                             |                            |
| WEIGHTS & MEASURES PS                                      | 06.095      | 0260         | 1,162,888      | 1,006,755                            | ---                         | 156,133                    |
| WEIGHTS & MEASURES E&E                                     | 06.095      | 7361         | 195,412        | 189,550                              | ---                         | 5,862                      |
| <b><u>State Milk Board</u></b>                             |             |              |                |                                      |                             |                            |
| MILK BOARD LOCAL HLTH                                      | 06.115      | 1826         | 138,898        | 107,429                              | ---                         | 31,469                     |
| STATE MILK BOARD PS  | 06.115      | 5289         | 149,496        | 127,184                              | ---                         | 22,312                     |
| STATE MILK BOARD E&E                                       | 06.115      | 5290         | 24,800         | 24,056                               | ---                         | 744                        |

**Division of Market Development**

|                          |        |      |           |         |     |        |
|--------------------------|--------|------|-----------|---------|-----|--------|
| AGRI MISSOURI PROGRAM PS | 06.040 | 2826 | 63,575    | 59,307  | --- | 4,268  |
| AG DEVELOPMENT PRGM PS   | 06.050 | 4386 | 39,278    | 36,842  | --- | 2,436  |
| MARKET DEVELOPMENT PS    | 06.035 | 5277 | 1,028,290 | 981,835 | --- | 46,455 |
| MARKET DEVELOPMENT E&E   | 06.035 | 5278 | 482,686   | 393,497 | --- | 89,189 |
| AGRI MISSOURI PROGRAM    | 06.040 | 8828 | 377,415   | 347,483 | --- | 29,932 |

**Missouri State Fair**

|                                       |        |      |           |           |         |        |
|---------------------------------------|--------|------|-----------|-----------|---------|--------|
| STATE FAIR ADMIN PS                   | 06.100 | 0269 | 649,841   | 589,764   | ---     | 60,077 |
| STATE FAIR ADMIN E&E                  | 06.100 | 0273 | 56,833    | 15,532    | ---     | 41,301 |
| PAINT INTERIOR REPLACE                | 16.128 | 0297 | 44,283    | 44,135    | ---     | 148    |
| CONST PRKG ENTRY RDS                  | 16.130 | 0380 | 415,178   | 415,178   | ---     | ---    |
| MDA STATE FAIR FACILITY               | 16.380 | 2485 | 1,191,724 | 1,191,724 | ---     | ---    |
| REPL DOCK PAINT INTERIOR (Fund 0124)  | 16.128 | 0303 | 13,132    | ---       | ---     | 13,132 |
| FAIR AG BLDG HVAC (Fund 0124)         | 18.060 | 4703 | 442,885   | 403,568   | 39,316  | 1      |
| FAIR COMM BLDG BRICK (Fund 0124)      | 18.060 | 4704 | 706,106   | 99,591    | 606,515 | ---    |
| FAIR VAR INDUSTRIES BRICK (Fund 0124) | 18.060 | 4705 | 840,204   | 35,579    | 804,625 | ---    |

**DEPARTMENT OF ECONOMIC DEVELOPMENT**

|                                       |        |      |         |         |     |        |
|---------------------------------------|--------|------|---------|---------|-----|--------|
| STATEWIDE HAZARDOUS MAT               | 16.098 | 0275 | 12      | ---     | --- | 12     |
| STATEWIDE ROOF MGMT SYS               | 16.102 | 0283 | 12      | ---     | --- | 12     |
| DES CONST TRUM MEM BLDG               | 16.176 | 0987 | 475,882 | 475,882 | --- | ---    |
| DED LEASING                           | 13.050 | 1978 | 83,358  | 65,272  | --- | 18,086 |
| STATEWIDE MTN REPAIR (Fund 0124)      | 16.106 | 0288 | 12      | ---     | 12  | ---    |
| DC STATEWIDE EMERGENCY (Fund 0124)    | 18.025 | 4677 | 24      | ---     | 13  | 11     |
| DC STATEWIDE HAZ MATERIAL (Fund 0124) | 18.030 | 4679 | 24      | ---     | 13  | 11     |
| DC STATEWIDE UNPROGRAMMED (Fund 0124) | 18.035 | 4680 | 1,447   | 1,439   | 8   | ---    |
| DC STATEWIDE ROOF (Fund 0124)         | 18.040 | 4684 | 12,230  | 9,155   | 13  | 3,062  |
| DC STATEWIDE ASSESSMENT (Fund 0124)   | 18.050 | 4686 | 24      | ---     | 24  | ---    |
| DC STATEWIDE M&R (Fund 0124)          | 18.050 | 4687 | 12      | ---     | 12  | ---    |

**Administrative Services**

|                        |        |      |           |           |     |         |
|------------------------|--------|------|-----------|-----------|-----|---------|
| MISSOURI WORKS PS      | 07.010 | 0580 | 459,465   | 448,654   | --- | 10,811  |
| ADMINISTRATIVE SVS E&E | 07.005 | 2173 | 336,976   | 262,061   | --- | 74,915  |
| MISSOURI WORKS E&E     | 07.010 | 2175 | 72,630    | 62,851    | --- | 9,779   |
| ADMINISTRATIVE SVS PS  | 07.005 | 3612 | 1,277,387 | 1,077,041 | --- | 200,346 |
| ADMIN SVS PS/E&E FLEX  | 07.005 | 5087 | 67,230    | ---       | --- | 67,230  |
| MO WORKS PS/E&E FLEX   | 07.010 | 5092 | 24,182    | 23,269    | --- | 913     |

**Economic Development Agencies**

|                          |        |      |         |         |     |        |
|--------------------------|--------|------|---------|---------|-----|--------|
| ADDL STOR SP JOPLIN IC   | 16.178 | 0406 | 20,114  | 3,056   | --- | 17,058 |
| WORKFORCE DEVELOPMENT PS | 07.100 | 0583 | 42,742  | 9,183   | --- | 33,559 |
| BUSINESS DEVELOPMENT PS  | 07.020 | 0815 | 810,499 | 810,496 | --- | 3      |
| WOMEN'S COUNCIL ADMIN PS | 07.110 | 0837 | 110,304 | 83,276  | --- | 27,028 |
| COMM DEV CORPS TRNG PS   | 07.055 | 1026 | 51,703  | 36,863  | --- | 14,840 |

**STATE OF MISSOURI  
SUMMARY OF APPROPRIATION ACTIVITY  
GENERAL FUND - GENERAL REVENUE FUNDS  
FOR THE APPROPRIATION YEAR 2003**

|  | H.B.<br>No. | Appr.<br>No. | Appropriations | Expenditures<br>and<br>Transfers Out | Reappropriations<br>to 2004 | Lapse of<br>Appropriations |
|--|-------------|--------------|----------------|--------------------------------------|-----------------------------|----------------------------|
| BUSINESS DEVELOPMENT E&E   | 07.020      | 2176         | 1,713,896      | 1,464,863                            | ---                         | 249,033                    |
| BUSINESS EXPANSION E&E   | 07.035      | 2179         | 975,463        | 387,984                              | ---                         | 587,479                    |
| COMM DEV CORPS TRAINING  | 07.055      | 2180         | 885,910        | 691,895                              | ---                         | 194,015                    |
| COMMUNITY DEV PRGM E&E   | 07.055      | 2181         | 320,200        | 175,762                              | ---                         | 144,438                    |
| MO ARTS COUNCIL E&E  | 07.085      | 2185         | 3,566,530      | 3,352,415                            | ---                         | 214,115                    |
| WORKFORCE DEVELOPMENT E&E  | 07.100      | 2189         | 20,226         | ---                                  | ---                         | 20,226                     |
| WOMEN'S COUNCIL ADMIN E&E  | 07.110      | 2191         | 39,171         | 24,965                               | ---                         | 14,206                     |
| LEWIS & CLARK COMM E&E   | 17.170      | 3240         | 235,000        | 230,000                              | 5,000                       | ---                        |
| BUSINESS EXPANSION PS  | 07.035      | 3631         | 898,413        | 716,520                              | ---                         | 181,893                    |
| COMMUNITY DEV PRGM PS  | 07.055      | 3638         | 835,935        | 737,848                              | ---                         | 98,087                     |
| MO COMMUNITY SVS COMM PS   | 07.055      | 3641         | 35,979         | 27,649                               | ---                         | 8,330                      |
| RURAL DEVELOPMENT GRANTS   | 07.075      | 4355         | 315,000        | 198,089                              | ---                         | 116,911                    |
| MO ARTS COUNCIL PS   | 07.085      | 4356         | 344,751        | 283,991                              | ---                         | 60,760                     |
| EXPANSION PS/E&E FLEX  | 07.035      | 5093         | 47,284         | ---                                  | ---                         | 47,284                     |
| RESEARCH PARK  | 21.090      | 5590         | 970,000        | 590,000                              | ---                         | 380,000                    |
| DELTA REGIONAL AUTHORITY   | 21.085      | 5733         | 51,738         | 51,738                               | ---                         | ---                        |
| BUSINESS DEV PS/E&E FLEX   | 07.020      | 5945         | 42,657         | 40,605                               | ---                         | 2,052                      |
| COMMUNITY DEV PS/E&E FLEX  | 07.055      | 5950         | 43,996         | ---                                  | ---                         | 43,996                     |
| COMM DEV CORPS TRNG E&E  | 07.055      | 5963         | 14,100         | 3,240                                | ---                         | 10,860                     |
| BUSINESS DEVELOPMENT PS (Fund 0172)                                | 07.020      | 0581         | 50,050         | 50,045                               | ---                         | 5                          |
| INNOVATION CENTERS (Fund 0172)                                     | 07.020      | 3617         | 864,118        | 820,908                              | ---                         | 43,210                     |
| MID AMERICA MANF TECH CTR (Fund 0172)                              | 07.020      | 3626         | 1,791,358      | 1,642,688                            | ---                         | 148,670                    |
| <b><u>Regulatory Agencies</u></b>                                  |             |              |                |                                      |                             |                            |
| OFC OF PUBLIC COUNSEL PS   | 07.200      | 1031         | 718,398        | 642,259                              | ---                         | 76,139                     |
| OFC OF PUBLIC COUNSEL E&E  | 07.200      | 2202         | 211,737        | 177,566                              | ---                         | 34,171                     |
| <b><u>DEPARTMENT OF ELEMENTARY AND<br/>SECONDARY EDUCATION</u></b> |             |              |                |                                      |                             |                            |
| COUNTY FOREIGN INSUR TAX   | 02.055      | 0106         | 83,046,982     | 83,046,650                           | ---                         | 332                        |
| STATEWIDE HAZARDOUS MAT  | 16.098      | 0275         | 1              | ---                                  | ---                         | 1                          |
| STATEWIDE ROOF MGMT SYS  | 16.102      | 0283         | 12             | ---                                  | ---                         | 12                         |
| SPECIAL SCHOOL ADVISORS  | 02.040      | 0499         | 900            | ---                                  | ---                         | 900                        |
| DESE LEASING   | 13.005      | 1033         | 454,548        | 322,861                              | ---                         | 131,687                    |
| STATEWIDE UNPROGRAM REQ (Fund 0124)                                | 16.100      | 0279         | 2,801          | 2,800                                | ---                         | 1                          |
| STATEWIDE ROOF MGMT SYS (Fund 0124)                                | 16.102      | 0284         | 5,795          | 5,795                                | ---                         | ---                        |
| STATEWIDE MTN REPAIR (Fund 0124)                                   | 16.106      | 0288         | 1              | ---                                  | 1                           | ---                        |

|                                       |        |      |        |        |     |     |
|---------------------------------------|--------|------|--------|--------|-----|-----|
| DC STATEWIDE EMERGENCY (Fund 0124)    | 18.025 | 4677 | 24     | ---    | 13  | 11  |
| DC STATEWIDE HAZ MATERIAL (Fund 0124) | 18.030 | 4679 | 24     | ---    | 13  | 11  |
| DC STATEWIDE UNPROGRAMMED (Fund 0124) | 18.035 | 4680 | 36     | 25     | 11  | --- |
| DC STATEWIDE ROOF (Fund 0124)         | 18.040 | 4684 | 25,919 | 25,919 | --- | --- |
| DC STATEWIDE ASSESSMENT (Fund 0124)   | 18.050 | 4686 | 24     | ---    | 24  | --- |
| DC STATEWIDE M&R (Fund 0124)          | 18.050 | 4687 | 12     | ---    | 12  | --- |

**Administration**

|                           |        |      |            |            |     |         |
|---------------------------|--------|------|------------|------------|-----|---------|
| SCHOOL FOOD SERVICES      | 02.030 | 0495 | 3,460,219  | 3,322,309  | --- | 137,910 |
| DIV OF GENERAL ADMIN PS   | 02.005 | 0537 | 2,666,926  | 2,551,664  | --- | 115,262 |
| DIV OF GENERAL ADMIN E&E  | 02.005 | 2294 | 135,254    | 122,941    | --- | 12,313  |
| BOARD OPERATED E&E        | 02.020 | 2298 | 13,160,787 | 13,160,787 | --- | ---     |
| GENERAL ADMIN PS/E&E FLEX | 02.005 | 5032 | 123,709    | 119,997    | --- | 3,712   |

**Division of School Improvement**

|                           |        |      |           |           |     |           |
|---------------------------|--------|------|-----------|-----------|-----|-----------|
| NEW TECHNOLOGY            | 02.075 | 0074 | 6,969,696 | 5,023,672 | --- | 1,946,024 |
| A+ SCHOOLS PROGRAM        | 02.120 | 0108 | 9,828,514 | 8,273,854 | --- | 1,554,660 |
| PUPIL TESTING PROGRAM     | 02.125 | 2536 | 4,097,554 | 3,974,123 | --- | 123,431   |
| SAFE SCHOOLS PROGRAM      | 02.150 | 2538 | 5,300,000 | 4,135,869 | --- | 1,164,131 |
| SCHOOL IMPROVEMENT PS     | 02.070 | 4955 | 1,580,277 | 1,432,869 | --- | 147,408   |
| SCHOOL IMPROVEMENT E&E    | 02.070 | 4956 | 204,999   | 185,468   | --- | 19,531    |
| SCHOOL IMPROVEMENT PS/E&E | 02.070 | 4957 | 82,843    | 58,229    | --- | 24,614    |
| SCHOLARS ACADEMY          | 02.100 | 7646 | 631,319   | 603,268   | --- | 28,051    |
| EARLY CHILDHOOD PROGRAM   | 02.115 | 8339 | 86,118    | 83,534    | --- | 2,584     |

**Division of Vocational and Adult Ed**

|                           |        |      |           |           |           |         |
|---------------------------|--------|------|-----------|-----------|-----------|---------|
| OCCUPATION INFO COMM PS   | 02.315 | 0053 | 30,000    | 28,656    | ---       | 1,344   |
| ROLLA VOC TECH            | 16.338 | 2442 | 1,500,000 | 53,241    | 1,446,759 | ---     |
| WEST PLAINS VOC TECH      | 16.338 | 2446 | 225,500   | 202,703   | 22,797    | ---     |
| CLINTON VOC TECH          | 16.338 | 2447 | 145,112   | 145,112   | ---       | ---     |
| BONNE TERRE VOC TECH      | 16.338 | 2449 | 45,500    | 45,500    | ---       | ---     |
| LITERACY GRANT AWARD      | 02.240 | 3865 | 1,184,991 | 1,184,991 | ---       | ---     |
| VOCATIONAL EDUCATION PS   | 02.070 | 4967 | 1,202,488 | 1,202,488 | ---       | ---     |
| VOCATIONAL EDUCATION E&E  | 02.070 | 4968 | 157,048   | 156,990   | ---       | 58      |
| VOCATIONAL ED PS/E&E FLEX | 02.070 | 4969 | 62,000    | 61,998    | ---       | 2       |
| ADULT BASIC EDUCATION     | 02.235 | 9427 | 4,279,293 | 4,150,914 | ---       | 128,379 |

**Division of Special Education**

|                           |        |      |            |            |     |           |
|---------------------------|--------|------|------------|------------|-----|-----------|
| BOARD OPERATED PS         | 02.020 | 0015 | 29,423,936 | 27,944,798 | --- | 1,479,138 |
| SHELTERED WORKSHOPS       | 02.285 | 0498 | 18,599,100 | 18,599,098 | --- | 2         |
| BLIND LITERACY TASK FORCE | 02.295 | 1861 | 95,000     | 70,844     | --- | 24,156    |
| SPECIAL OLYMPICS          | 02.280 | 2269 | 100,000    | 48,500     | --- | 51,500    |
| COMM FOR THE DEAF E&E     | 02.320 | 2322 | 92,681     | 51,792     | --- | 40,889    |
| DFS/DMH SCHOOL PLACEMENTS | 02.270 | 2542 | 5,209,396  | 5,209,393  | --- | 3         |
| FIRST STEPS               | 02.265 | 4112 | 2,267,839  | 1,899,529  | --- | 368,310   |
| READERS FOR THE BLIND     | 02.290 | 4212 | 14,000     | 7,500      | --- | 6,500     |
| SPECIAL EDUCATION PS      | 02.070 | 4973 | 218,504    | 206,091    | --- | 12,413    |

**STATE OF MISSOURI  
SUMMARY OF APPROPRIATION ACTIVITY  
GENERAL FUND - GENERAL REVENUE FUNDS  
FOR THE APPROPRIATION YEAR 2003**

|   | H.B.<br>No. | Appr.<br>No. | Appropriations | Expenditures<br>and<br>Transfers Out | Reappropriations<br>to 2004 | Lapse of<br>Appropriations |
|---|-------------|--------------|----------------|--------------------------------------|-----------------------------|----------------------------|
| SPECIAL EDUCATION E&E                               | 02.070      | 4974         | 47,505         | 33,245                               | ---                         | 14,260                     |
| SPECIAL ED PS/E&E FLEX                              | 02.070      | 4975         | 11,500         | ---                                  | ---                         | 11,500                     |
| BOARD OPERATED PS/EE FLEX                           | 02.020      | 5036         | 1,547,447      | 1,547,439                            | ---                         | 8                          |
| COMM FOR THE DEAF PS                                | 02.320      | 9919         | 234,192        | 222,975                              | ---                         | 11,217                     |
| STATE SCHOOLS OPMR (Fund 0124)                      | 02.275      | 3384         | 57,950         | 57,950                               | ---                         | ---                        |
| MSB ROOFS (Fund 0124)                               | 18.005      | 4665         | 13,073         | ---                                  | ---                         | 13,073                     |
| MSB HVAC (Fund 0124)                                | 18.005      | 4666         | 2,252,000      | ---                                  | ---                         | 2,252,000                  |
| MSD ELECTRICAL (Fund 0124)                          | 18.010      | 4668         | 183,684        | ---                                  | ---                         | 183,684                    |
| DALE M THOMPSON HVAC/FLR (Fund 0124)                | 18.015      | 4670         | 1,555,732      | 97,866                               | 51,030                      | 1,406,836                  |
| LAKEVIEW HVAC/FLOORING (Fund 0124)                  | 18.015      | 4671         | 1,489,042      | 82,624                               | 1,406,417                   | 1                          |
| BOONSLICK HVAC (Fund 0124)                          | 18.015      | 4672         | 620,100        | 569,023                              | ---                         | 51,077                     |
| HELEN M DAVIS ROOFS (Fund 0124)                     | 18.015      | 4675         | 459,147        | 38,223                               | 11,819                      | 409,105                    |
| <b><u>Division of Teacher Quality and Urban</u></b> |             |              |                |                                      |                             |                            |
| EARLY GRADE LITERACY PRGM                           | 02.025      | 2535         | 105,000        | 101,850                              | ---                         | 3,150                      |
| SCHOLARSHIPS  | 02.160      | 2537         | 249,000        | 230,040                              | ---                         | 18,960                     |
| TEACHER QUALITY/URBAN PS                            | 02.070      | 4979         | 1,064,827      | 994,293                              | ---                         | 70,534                     |
| TEACHER QUALITY/URBAN E&E                           | 02.070      | 4980         | 100,923        | 88,972                               | ---                         | 11,951                     |
| TEACHER QUALTY/URBAN FLEX                           | 02.070      | 4981         | 54,672         | 33,032                               | ---                         | 21,640                     |
| <b><u>Division of Vocational Rehabilitation</u></b> |             |              |                |                                      |                             |                            |
| FIELD SUPPORT SVS PS                                | 02.195      | 0051         | 286,645        | 262,292                              | ---                         | 24,353                     |
| VOCATIONAL REHAB GRANT                              | 02.200      | 0506         | 9,903,170      | 9,903,170                            | ---                         | ---                        |
| FIELD SUPPORT SVS E&E                               | 02.195      | 2313         | 17,379         | 16,776                               | ---                         | 603                        |
| FIELD SUPPORT PS/E&E FLEX                           | 02.195      | 5039         | 15,050         | 14,598                               | ---                         | 452                        |
| PERSONAL CARE ASSISTANCE                            | 02.210      | 8343         | 29,095,554     | 25,773,055                           | ---                         | 3,322,499                  |
| INDEPENDENT LIVING CNTRS                            | 02.215      | 8908         | 2,537,042      | 2,460,931                            | ---                         | 76,111                     |
| <b><u>DEPARTMENT OF HIGHER EDUCATION</u></b>        |             |              |                |                                      |                             |                            |
| MANAGED BY FM                                       | 13.015      | 1059         | 144,544        | 77,337                               | ---                         | 67,207                     |
| <b><u>Higher Education Administration</u></b>       |             |              |                |                                      |                             |                            |
| COORDINATION ADMIN PS                               | 03.005      | 0438         | 727,590        | 602,615                              | ---                         | 124,975                    |
| MIDWEST HIGHER ED. COMM                             | 03.015      | 0459         | 82,500         | 82,500                               | ---                         | ---                        |
| STATE AID COMM COLLEGES                             | 03.140      | 0591         | 88,952,333     | 81,670,317                           | ---                         | 7,282,016                  |
| OUT-OF-DISTRICT INSTRUCT                            | 03.140      | 0802         | 1,287,509      | 1,248,884                            | ---                         | 38,625                     |
| COMM COLLEGE DEV CENTERS                            | 03.140      | 0924         | 270,000        | 261,900                              | ---                         | 8,100                      |
| PLAN DES DRIVING COURSE                             | 16.090      | 0975         | 46,528         | 46,528                               | ---                         | ---                        |



|                           |        |      |            |            |     |         |
|---------------------------|--------|------|------------|------------|-----|---------|
| COORDINATION ADMIN E&E    | 03.005 | 2167 | 263,301    | 142,206    | --- | 121,095 |
| GRANT & SCHLSHP ADMIN E&E | 03.005 | 2168 | 130,162    | 65,569     | --- | 64,593  |
| STATE ANATOMICAL BOARD    | 03.025 | 2288 | 3,069      | 2,543      | --- | 526     |
| REGIONAL TECH ED CENTERS  | 03.140 | 2678 | 22,387,500 | 21,715,875 | --- | 671,625 |
| SLCC PARKING FACILITY     | 16.372 | 2841 | 360,000    | ---        | --- | 360,000 |
| MINERAL AREA TECH FACLTY  | 16.340 | 2906 | 425,000    | ---        | --- | 425,000 |
| GRANT & SCHLSHP ADMIN PS  | 03.005 | 3857 | 218,036    | 187,623    | --- | 30,413  |
| VIETNAM SURVIVOR SCHLSHIP | 03.085 | 3860 | 12,000     | 11,250     | --- | 750     |
| WORKFORCE UNDEREMPLOYED   | 03.140 | 3862 | 1,800,000  | 1,746,000  | --- | 54,000  |
| WORKFORCE PREPARATION     | 03.140 | 4469 | 16,506,648 | 16,011,449 | --- | 495,199 |
| PROPRIETARY SCH ADMIN PS  | 03.005 | 6293 | 147,509    | 129,182    | --- | 18,327  |
| PROPRIETARY SCH ADMIN E&E | 03.005 | 6294 | 49,433     | 36,274     | --- | 13,159  |
| PUBLIC SERVICE GRANT PRGM | 03.080 | 8349 | 45,000     | 30,790     | --- | 14,210  |

**State Colleges and Universities**

|                           |        |      |             |             |            |            |
|---------------------------|--------|------|-------------|-------------|------------|------------|
| ELLIS FISCHER HOSPITAL    | 03.220 | 0112 | 4,223,786   | 3,954,848   | ---        | 268,938    |
| DES RENO CONST SCIENC     | 16.046 | 0364 | 19,796,343  | 11,089,857  | 8,706,485  | 1          |
| MO KIDNEY PROGRAM         | 03.245 | 0632 | 4,016,774   | 3,761,018   | ---        | 255,756    |
| STATE HISTORICAL SOCIETY  | 03.250 | 0643 | 922,601     | 863,857     | ---        | 58,744     |
| INSTITUTE OF MENTAL HLTH  | 03.240 | 0644 | 2,299,850   | 2,153,414   | ---        | 146,436    |
| SOUTHWEST MO STATE UNIV   | 03.165 | 0645 | 71,690,544  | 66,836,139  | ---        | 4,854,405  |
| CENTRAL MO STATE UNIV     | 03.155 | 0649 | 50,337,422  | 46,955,207  | ---        | 3,382,215  |
| SOUTHEAST MO STATE UNIV   | 03.160 | 0650 | 40,622,872  | 37,879,729  | ---        | 2,743,143  |
| TRUMAN STATE UNIVERSITY   | 03.175 | 0652 | 38,273,114  | 35,707,026  | ---        | 2,566,088  |
| NORTHWEST MO STATE UNIV   | 03.180 | 0656 | 26,254,372  | 24,490,538  | ---        | 1,763,834  |
| MISSOURI SOUTHERN COLLEGE | 03.185 | 0659 | 17,258,280  | 16,093,629  | ---        | 1,164,651  |
| MISSOURI WESTERN COLLEGE  | 03.190 | 0660 | 17,764,363  | 16,567,549  | ---        | 1,196,814  |
| LINCOLN UNIVERSITY        | 03.170 | 0661 | 15,556,409  | 14,507,253  | ---        | 1,049,156  |
| CONST MCKEE GYM ADDN      | 16.074 | 0940 | 23,295      | 1,055       | ---        | 22,240     |
| DES CONST DAIRY RES FAC   | 16.076 | 0941 | 13,964      | 13,964      | ---        | ---        |
| CONST PE PERFMG ARTS BL   | 16.028 | 0943 | 273,351     | 190,289     | 83,061     | 1          |
| PLAN DES OF REN FINE ARTS | 16.050 | 0946 | 915,333     | ---         | 915,333    | ---        |
| PLAN DES OF RENO JASON    | 16.034 | 0949 | 350,407     | 217,548     | 132,859    | ---        |
| DES CONST VIS PERF ARTS   | 16.054 | 0952 | 1,847,098   | 148,564     | 1,698,533  | 1          |
| COMMON LIBRARY PLATFORM   | 03.205 | 1037 | 649,539     | 630,053     | ---        | 19,486     |
| UNIV OF MO MORENET        | 03.210 | 1038 | 10,216,571  | 9,910,074   | ---        | 306,497    |
| ALZHEIMER'S RESEARCH      | 03.230 | 1039 | 227,375     | 90,078      | 122,820    | 14,477     |
| UNIV OF MISSOURI CAMPUSES | 03.200 | 2304 | 376,760,320 | 351,613,305 | ---        | 25,147,015 |
| HOSPITAL AND CLINICS      | 03.215 | 2305 | 8,911,671   | 8,344,246   | ---        | 567,425    |
| NW FINE ARTS BLDG         | 16.350 | 2456 | 14,265,068  | ---         | ---        | 14,265,068 |
| LINCOLN JASON HALL        | 16.348 | 2457 | 3,539,454   | ---         | ---        | 3,539,454  |
| HARRIS STOWE ED CTR       | 16.358 | 2459 | 5,000,087   | ---         | ---        | 5,000,087  |
| SEMO ARTS CTR             | 16.344 | 2460 | 11,950,000  | ---         | ---        | 11,950,000 |
| SOUTHERN HLT SCIENCE BLDG | 16.352 | 2462 | 9,360,000   | ---         | ---        | 9,360,000  |
| UMSL BENTON&STADLER HALLS | 16.370 | 2463 | 5,000,000   | ---         | ---        | 5,000,000  |
| LINN TECH TRUCK CTR       | 16.342 | 2466 | 5,828,681   | ---         | ---        | 5,828,681  |
| UMC LIFE SCIENCES BLDG    | 16.360 | 2467 | 29,947,000  | 8,914,160   | 21,032,839 | 1          |

**STATE OF MISSOURI  
SUMMARY OF APPROPRIATION ACTIVITY  
GENERAL FUND - GENERAL REVENUE FUNDS  
FOR THE APPROPRIATION YEAR 2003**

|  | H.B.<br>No. | Appr.<br>No. | Appropriations | Expenditures<br>and<br>Transfers Out | Reappropriations<br>to 2004 | Lapse of<br>Appropriations |
|--|-------------|--------------|----------------|--------------------------------------|-----------------------------|----------------------------|
| SMS FREUP PLAN   | 16.346      | 2476         | 7,757,428      | ---                                  | ---                         | 7,757,428                  |
| UMKC PHARMCY&NURSING BLDG                              | 16.368      | 2477         | 30,490,400     | ---                                  | ---                         | 30,490,400                 |
| UMR MECH ENGINEERING BLDG                              | 16.366      | 2479         | 6,265,000      | ---                                  | ---                         | 6,265,000                  |
| UMC MCKEE GYMNASIUM                                    | 16.362      | 2480         | 1,000,000      | ---                                  | ---                         | 1,000,000                  |
| WESTERN TRAIN & DEV CTR                                | 16.354      | 2481         | 1,000,000      | ---                                  | ---                         | 1,000,000                  |
| ALZHEIMER'S RESEARCH                                   | 17.010      | 2590         | 48,408         | 885                                  | ---                         | 47,523                     |
| MO REHABILITATION CENTER                               | 03.225      | 2691         | 10,116,691     | 9,472,540                            | ---                         | 644,151                    |
| IMPRV LIB FURNS LAB STORG                              | 16.024      | 2720         | 7,113          | 7,113                                | ---                         | ---                        |
| LINN STATE TECH COLLEGE                                | 03.150      | 2733         | 4,689,475      | 4,390,886                            | ---                         | 298,589                    |
| TELECONFERENCING FACILITY                              | 16.364      | 2842         | 50,000         | ---                                  | ---                         | 50,000                     |
| HSSC ADM BLDG ELEVATOR                                 | 16.358      | 2843         | 104,696        | 61,257                               | ---                         | 43,439                     |
| UMC THOMPSON FARMS                                     | 16.356      | 2908         | 80,000         | ---                                  | ---                         | 80,000                     |
| SEMO KENNETT LEARNING CTR                              | 16.344      | 2914         | 150,000        | ---                                  | ---                         | 150,000                    |
| UMSL 1993 MASTER PLAN                                  | 16.370      | 2915         | 1,500,000      | ---                                  | ---                         | 1,500,000                  |
| HARRIS STOWE STATE COLL                                | 03.195      | 3426         | 9,392,620      | 8,769,631                            | ---                         | 622,989                    |
| CONST PE PERF ARTS BLDG                                | 16.026      | 4528         | 458,205        | 455,559                              | 2,646                       | ---                        |
| IMPRV DENTAL SCH UMKC                                  | 16.078      | 4533         | 1,816,078      | 1,063,975                            | 752,102                     | 1                          |
| CONST COMM BLDG UMSL                                   | 16.070      | 4535         | 1,611,608      | 1,611,608                            | ---                         | ---                        |
| PLAN DES SCIENCE HALL                                  | 16.044      | 4562         | 88,051         | 88,051                               | ---                         | ---                        |
| DES IMPRV MEYER LIB                                    | 16.064      | 4563         | 122,813        | 122,813                              | ---                         | ---                        |
| IMPRV GARRETT STRONG                                   | 16.048      | 4566         | 116,821        | 116,821                              | ---                         | ---                        |
| ALZHEIMER'S RESEARCH                                   | 17.008      | 4943         | 88,367         | 88,367                               | ---                         | ---                        |
| ALZHEIMER'S RESEARCH                                   | 21.010      | 5597         | 59,686         | 59,686                               | ---                         | ---                        |
| <b><u>DEPARTMENT OF HEALTH AND SENIOR SERVICES</u></b> |             |              |                |                                      |                             |                            |
| DOH LAB PLANNING                                       | 16.386      | 2487         | 2,109,329      | 458,678                              | 1,250,036                   | 400,615                    |
| LEASE AND/OR STATE OWNED                               | 13.017      | 2614         | 135,938        | 2,827                                | ---                         | 133,111                    |
| HEALTH LEASING   | 13.095      | 4181         | 1,429,939      | 1,297,565                            | ---                         | 132,374                    |
| <b><u>Office of the Director</u></b>                   |             |              |                |                                      |                             |                            |
| PUBLIC HEALTH LAB PS                                   | 10.675      | 0219         | 2,146,653      | 2,000,500                            | ---                         | 146,153                    |
| PUBLIC HEALTH LAB E&E                                  | 10.675      | 0220         | 1,528,343      | 1,209,068                            | ---                         | 319,275                    |
| DIRECTOR'S OFFICE E&E                                  | 10.600      | 3914         | 92,564         | 9,666                                | ---                         | 82,898                     |
| OFC OF MINORITY HLTH PS                                | 10.600      | 4655         | 246,042        | 237,072                              | ---                         | 8,970                      |
| OFC OF MINORITY HLTH E&E                               | 10.600      | 4656         | 296,344        | 204,907                              | ---                         | 91,437                     |
| MINORITY HLTH & AGING E&E                              | 10.600      | 4658         | 194,950        | 172,994                              | ---                         | 21,956                     |

|  |        |      |           |           |     |           |
|--|--------|------|-----------|-----------|-----|-----------|
| EXECUTIVE STAFF PS   | 10.600 | 5209 | 391,864   | 320,156   | --- | 71,708    |
| EXECUTIVE STAFF E&E  | 10.600 | 5210 | 3,443     | ---       | --- | 3,443     |
| DIRECTOR'S OFFICE PS   | 10.600 | 8443 | 1,585,951 | 1,339,609 | --- | 246,342   |
| <b><u>Center for Health Information Management and Evaluation</u></b>  |        |      |           |           |     |           |
| CTR FOR HLT INFO&EVAL PS   | 10.605 | 3917 | 2,395,346 | 2,220,415 | --- | 174,931   |
| CTR FOR HLT INFO&EVAL E&E  | 10.605 | 3918 | 744,573   | 408,389   | --- | 336,184   |
| LOCAL REGISTRARS   | 10.610 | 3938 | 155,000   | 155,000   | --- | ---       |
| <b><u>Center for Local Public Health Services</u></b>                  |        |      |           |           |     |           |
| LOCAL PUBLIC HLT SVS PS  | 10.615 | 0142 | 395,595   | 341,418   | --- | 54,177    |
| LOCAL PUBLIC HLT SVS E&E   | 10.615 | 0161 | 39,046    | 21,364    | --- | 17,682    |
| CORE PUBLIC HLT FUNCTIONS  | 10.620 | 3944 | 9,596,367 | 9,442,549 | --- | 153,818   |
| <b><u>Center for Health Improvement</u></b>                            |        |      |           |           |     |           |
| COMM DEV & HLTH CARE PS  | 10.625 | 1889 | 474,999   | 350,237   | --- | 124,762   |
| COMM DEV & HLTH CARE E&E   | 10.625 | 1890 | 191,006   | 36,512    | --- | 154,494   |
| MEDICAL LOAN PROGRAM   | 10.640 | 3933 | 13,531    | ---       | --- | 13,531    |
| <b><u>Administration</u></b>   |        |      |           |           |     |           |
| DIVISION OF ADMIN PS   | 10.655 | 7693 | 841,248   | 803,976   | --- | 37,272    |
| DIVISION OF ADMIN E&E  | 10.655 | 7694 | 258,467   | 154,504   | --- | 103,963   |
| <b><u>Missouri Health Facilities Review</u></b>                        |        |      |           |           |     |           |
| MHFRC PS   | 10.685 | 4176 | 176,000   | 167,247   | --- | 8,753     |
| MHFRC E&E  | 10.685 | 4177 | 33,000    | 15,537    | --- | 17,463    |
| <b><u>Environmental Health and Communicable Disease Prevention</u></b> |        |      |           |           |     |           |
| MEDICATIONS  | 10.690 | 1492 | 2,134,000 | 2,069,980 | --- | 64,020    |
| ENVIRONMENTAL HLT SVC PS   | 10.690 | 7700 | 3,441,647 | 2,845,437 | --- | 596,210   |
| ENVIRONMENTAL HLT SVC E&E  | 10.690 | 7701 | 3,740,410 | 2,120,523 | --- | 1,619,887 |
| <b><u>Maternal Child and Family Health</u></b>                         |        |      |           |           |     |           |
| HEAD INJURY SERVICES   | 10.730 | 0262 | 1,473,235 | 1,429,010 | --- | 44,225    |
| SERVICE COORDINATION E&E   | 10.695 | 2124 | 253,608   | 210,960   | --- | 42,648    |
| SERVICE COORDINATION PS  | 10.695 | 3967 | 746,078   | 688,708   | --- | 57,370    |
| MATERNAL & CHILD HLT SVS   | 10.700 | 3969 | 2,063,102 | 1,335,825 | --- | 727,277   |
| FAMILY PLANNING  | 10.710 | 3971 | 3,618,639 | 3,417,481 | --- | 201,158   |
| ALTERNATIVES TO ABORTION   | 10.715 | 4576 | 700,000   | 598,440   | --- | 101,560   |
| MATERNAL CHILD FAMILY PS   | 10.695 | 7716 | 1,691,761 | 1,234,499 | --- | 457,262   |
| MATERNAL CHILD FAMILY E&E  | 10.695 | 7717 | 221,220   | 182,835   | --- | 38,385    |
| GENETICS PROGRAM   | 10.735 | 7731 | 1,730,110 | 1,342,556 | --- | 387,554   |
| CHILD W/SPECIAL NEEDS  | 10.725 | 9419 | 1,207,261 | 617,243   | --- | 590,018   |
| CHILD W/SPECIAL NEEDS (Fund 0113)                                      | 10.725 | 4577 | 3,720,527 | 591,096   | --- | 3,129,431 |

**STATE OF MISSOURI  
SUMMARY OF APPROPRIATION ACTIVITY  
GENERAL FUND - GENERAL REVENUE FUNDS  
FOR THE APPROPRIATION YEAR 2003**

|   | H.B.<br>No. | Appr.<br>No. | Appropriations | Expenditures<br>and<br>Transfers Out | Reappropriations<br>to 2004 | Lapse of<br>Appropriations |
|---|-------------|--------------|----------------|--------------------------------------|-----------------------------|----------------------------|
| <b><u>Nutritional Health and Services</u></b>               |             |              |                |                                      |                             |                            |
| WIC SUPP FOOD DISTRIBUT                                     | 10.745      | 0479         | 54,126         | 52,502                               | ---                         | 1,624                      |
| NUTRITION HLTH & SVS PS                                     | 10.740      | 1901         | 219,758        | 196,968                              | ---                         | 22,790                     |
| NUTRITION HLTH & SVS E&E                                    | 10.740      | 1902         | 163,807        | 87,332                               | ---                         | 76,475                     |
| <b><u>Health Standard and License</u></b>                   |             |              |                |                                      |                             |                            |
| HLTH & SAFETY INSPECT E&E                                   | 10.760      | 2126         | 136,985        | 112,730                              | ---                         | 24,255                     |
| INSTITUTIONAL SVS PS  | 10.790      | 3369         | 3,990,856      | 3,857,698                            | ---                         | 133,158                    |
| HLTH & SAFETY INSPECT PS                                    | 10.760      | 3980         | 3,067,633      | 2,832,305                            | ---                         | 235,328                    |
| INSTITUTIONAL SVS E&E                                       | 10.790      | 4041         | 490,207        | 408,881                              | ---                         | 81,326                     |
| IS SHARED SERVICES E&E                                      | 10.790      | 5976         | 22,998         | 14,352                               | ---                         | 8,646                      |
| STANDARDS & LICENSURE PS                                    | 10.760      | 7736         | 2,653,892      | 2,559,187                            | ---                         | 94,705                     |
| STANDARDS & LICENSURE E&E                                   | 10.760      | 7737         | 403,817        | 234,388                              | ---                         | 169,429                    |
| <b><u>Division of Senior Services</u></b>                   |             |              |                |                                      |                             |                            |
| ADMIN SERVICES PS   | 10.780      | 3365         | 442,003        | 397,989                              | ---                         | 44,014                     |
| ADMIN SERVICES E&E  | 10.780      | 3367         | 72,031         | 29,996                               | ---                         | 42,035                     |
| HOME & COMMUNITY SVS PS                                     | 10.785      | 3376         | 6,373,886      | 6,024,257                            | ---                         | 349,629                    |
| HOME & COMMUNITY SVS E&E                                    | 10.785      | 3380         | 720,521        | 714,710                              | ---                         | 5,811                      |
| HOME & COMMUNITY SVS PRGM                                   | 10.795      | 3383         | 16,044,376     | 11,790,425                           | ---                         | 4,253,951                  |
| HOME & COMMNTY SVS GRANTS                                   | 10.800      | 4519         | 8,820,000      | 8,371,687                            | ---                         | 448,313                    |
| AAA GRANTS  | 10.805      | 4522         | 2,153,454      | 2,107,814                            | ---                         | 45,640                     |
| AGING IN PLACE PILOT  | 10.805      | 5911         | 100,000        | 100,000                              | ---                         | ---                        |
| ADMIN SHARED SERVICES E&E                                   | 10.780      | 5972         | 8,964          | 3,272                                | ---                         | 5,692                      |
| HCS SHARED SERVICES E&E                                     | 10.785      | 5974         | 119,186        | 104,261                              | ---                         | 14,925                     |
| <b><u>Chronic Disease Prevention and Health Program</u></b> |             |              |                |                                      |                             |                            |
| CHRONIC DIS&HLT PROMO PS                                    | 10.770      | 8859         | 667,180        | 608,966                              | ---                         | 58,214                     |
| CHRONIC DIS&HLT PROMO E&E                                   | 10.770      | 8860         | 984,109        | 738,302                              | ---                         | 245,807                    |
| <b><u>DEPARTMENT OF TRANSPORTATION</u></b>                  |             |              |                |                                      |                             |                            |
| FRINGES MULTIMODAL PS                                       | 04.225      | 0100         | 117,134        | 61,277                               | ---                         | 55,857                     |
| STATEWIDE HAZARDOUS MAT                                     | 16.098      | 0275         | 12             | ---                                  | ---                         | 12                         |
| STATEWIDE ROOF MGMT SYS                                     | 16.102      | 0283         | 12             | ---                                  | ---                         | 12                         |
| PORT AUTHORITY PLAN   | 16.374      | 2483         | 5,974,108      | ---                                  | ---                         | 5,974,108                  |
| PORT AUTH CI FINANCL ASST                                   | 17.016      | 2510         | 37             | ---                                  | ---                         | 37                         |
| ELDRLY&DISAB TRAN ASSTIST                                   | 04.245      | 2765         | 2,793,805      | 2,709,989                            | ---                         | 83,816                     |

|                                       |          |      |           |           |     |         |
|---------------------------------------|----------|------|-----------|-----------|-----|---------|
| MID-AMERICA PORT COMM                 | 04.285   | 2937 | 40,000    | 10,157    | --- | 29,843  |
| PORT AUTH FINANCIAL ASST              | 04.285   | 3438 | 169,987   | 161,887   | --- | 8,100   |
| REP IMPRV MO AMTRK STATNS             | 17.014   | 3686 | 47,750    | ---       | --- | 47,750  |
| STATE MATCH FOR AMTRAK                | 04.272   | 4265 | 4,300,000 | 4,300,000 | --- | ---     |
|                                       | & 15.035 |      |           |           |     |         |
| GRTS FEAS COMMUTR RAIL SV             | 17.012   | 4408 | 172,045   | 16,527    | --- | 155,518 |
| SUPPORT TO MULTIMODAL DIV             | 04.230   | 4629 | 39,309    | 38,130    | --- | 1,179   |
| ST JOE REGIONAL PORT AUTH             | 04.285   | 5940 | 30,000    | 29,100    | --- | 900     |
| MULTIMODAL OPS ADMIN PS               | 04.225   | 8899 | 330,945   | 259,459   | --- | 71,486  |
| MULTIMODAL OPS ADMIN E&E              | 04.225   | 8900 | 26,006    | 12,652    | --- | 13,354  |
| STATEWIDE UNPROGRAM REQ (Fund 0124)   | 16.100   | 0279 | 1         | ---       | --- | 1       |
| STATEWIDE MTN REPAIR (Fund 0124)      | 16.106   | 0288 | 12        | ---       | --- | 12      |
| DC STATEWIDE EMERGENCY (Fund 0124)    | 18.025   | 4677 | 24        | ---       | --- | 24      |
| DC STATEWIDE HAZ MATERIAL (Fund 0124) | 18.030   | 4679 | 24        | ---       | --- | 24      |
| DC STATEWIDE UNPROGRAMMED (Fund 0124) | 18.035   | 4680 | 24        | ---       | --- | 24      |
| DC STATEWIDE ASSESSMENT (Fund 0124)   | 18.050   | 4686 | 24        | ---       | 24  | ---     |
| DC STATEWIDE M&R (Fund 0124)          | 18.050   | 4687 | 12        | ---       | --- | 12      |

**DEPARTMENT OF LABOR AND INDUSTRIAL RELATIONS**

|                                       |        |      |         |         |        |        |
|---------------------------------------|--------|------|---------|---------|--------|--------|
| STATEWIDE HAZARDOUS MAT               | 16.098 | 0275 | 12      | ---     | ---    | 12     |
| STATEWIDE ROOF MGMT SYS               | 16.102 | 0283 | 12      | ---     | ---    | 12     |
| DOLIR LEASING                         | 13.055 | 3229 | 151,536 | 105,551 | ---    | 45,985 |
| STATEWIDE ROOF MGMT SYS (Fund 0124)   | 16.102 | 0284 | 7,313   | 7,313   | ---    | ---    |
| STATEWIDE MTN REPAIR (Fund 0124)      | 16.106 | 0288 | 12      | ---     | 12     | ---    |
| DC STATEWIDE EMERGENCY (Fund 0124)    | 18.025 | 4677 | 24      | ---     | 13     | 11     |
| DC STATEWIDE HAZ MATERIAL (Fund 0124) | 18.030 | 4679 | 24      | ---     | 13     | 11     |
| DC STATEWIDE UNPROGRAMMED (Fund 0124) | 18.035 | 4680 | 24      | ---     | 13     | 11     |
| DC STATEWIDE ROOF (Fund 0124)         | 18.040 | 4684 | 20,414  | 2,053   | 18,361 | ---    |
| DC STATEWIDE ASSESSMENT (Fund 0124)   | 18.050 | 4686 | 24      | ---     | 24     | ---    |
| DC STATEWIDE M&R (Fund 0124)          | 18.050 | 4687 | 12      | ---     | 12     | ---    |

**Director and Staff**

|                      |        |      |     |     |     |   |
|----------------------|--------|------|-----|-----|-----|---|
| LIFE INSURANCE COSTS | 07.800 | 2670 | 120 | 116 | --- | 4 |
|----------------------|--------|------|-----|-----|-----|---|

**Division of Labor Standards**

|                          |        |      |           |           |     |         |
|--------------------------|--------|------|-----------|-----------|-----|---------|
| ON-SITE CONSULTATIONS/LS | 07.820 | 0596 | 98,500    | 85,545    | --- | 12,955  |
| MINE SAFETY TRNG PRGM    | 07.825 | 0597 | 74,248    | 71,021    | --- | 3,227   |
| ADMINISTRATION/LS PS     | 07.815 | 0683 | 1,190,198 | 1,071,339 | --- | 118,859 |
| ADMINISTRATION/LS E&E    | 07.815 | 0685 | 235,822   | 132,247   | --- | 103,575 |

**State Board of Mediation**

|                        |        |      |         |         |     |        |
|------------------------|--------|------|---------|---------|-----|--------|
| BOARD OF MEDIATION PS  | 07.830 | 0598 | 124,715 | 118,396 | --- | 6,319  |
| BOARD OF MEDIATION E&E | 07.830 | 2324 | 34,807  | 16,825  | --- | 17,982 |

**STATE OF MISSOURI  
SUMMARY OF APPROPRIATION ACTIVITY  
GENERAL FUND - GENERAL REVENUE FUNDS  
FOR THE APPROPRIATION YEAR 2003**

|   | H.B.<br>No. | Appr.<br>No. | Appropriations | Expenditures<br>and<br>Transfers Out | Reappropriations<br>to 2004 | Lapse of<br>Appropriations |
|---|-------------|--------------|----------------|--------------------------------------|-----------------------------|----------------------------|
| <b><u>Governor's Council on Disability</u></b>          |             |              |                |                                      |                             |                            |
| COUNCIL ON DISABILITY PS                                | 07.880      | 2352         | 204,354        | 163,326                              | ---                         | 41,028                     |
| COUNCIL ON DISABILITY E&E                               | 07.880      | 2353         | 245,016        | 161,179                              | ---                         | 83,837                     |
| <b><u>Commisson on Human Rights</u></b>                 |             |              |                |                                      |                             |                            |
| COMM ON HUMAN RIGHTS PS                                 | 07.885      | 5995         | 1,191,084      | 1,066,624                            | ---                         | 124,460                    |
| COMM ON HUMAN RIGHTS E&E                                | 07.885      | 5997         | 111,141        | 75,953                               | ---                         | 35,188                     |
| <b><u>Labor and Industrial Relations Commission</u></b> |             |              |                |                                      |                             |                            |
| INDUSTRIAL COMMISSION PS                                | 07.810      | 3092         | 14,082         | 12,055                               | ---                         | 2,027                      |
| INDUSTRIAL COMMISSION E&E                               | 07.810      | 3093         | 2,090          | 1,318                                | ---                         | 772                        |
| <b><u>DEPARTMENT OF MENTAL HEALTH</u></b>               |             |              |                |                                      |                             |                            |
| MENTAL HEALTH LEASING                                   | 13.090      | 0655         | 3,044,236      | 2,273,324                            | ---                         | 770,912                    |
| LEASE AND/OR STATE OWNED                                | 13.017      | 2614         | 335,301        | 323,219                              | ---                         | 12,082                     |
| MTN IMPRV FACS STWIDE                                   | 16.272      | 3788         | 212,551        | 84,256                               | ---                         | 128,295                    |
| REFUNDS   | 10.015      | 5519         | 50,000         | 40,320                               | ---                         | 9,680                      |
| STATEWIDE EMERGENCY REQ (Fund 0124)                     | 16.096      | 0266         | 1              | ---                                  | ---                         | 1                          |
| STATEWIDE HAZARDOUS MAT (Fund 0124)                     | 16.098      | 0277         | 15,626         | 13,381                               | ---                         | 2,245                      |
| STATEWIDE UNPROGRAM REQ (Fund 0124)                     | 16.100      | 0279         | 1              | ---                                  | ---                         | 1                          |
| STATEWIDE ROOF MGMT SYS (Fund 0124)                     | 16.102      | 0284         | 8,246          | 8,246                                | ---                         | ---                        |
| STATEWIDE MTN REPAIR (Fund 0124)                        | 16.106      | 0288         | 437,418        | 341,824                              | 95,593                      | 1                          |
| OPERATIONAL M&R (Fund 0124)                             | 10.025      | 3405         | 1,197,230      | 1,197,034                            | ---                         | 196                        |
| DC STATEWIDE EMERGENCY (Fund 0124)                      | 18.025      | 4677         | 102,817        | 92,733                               | 10,084                      | ---                        |
| DC STATEWIDE HAZ MATERIAL (Fund 0124)                   | 18.030      | 4679         | 47,383         | 44,375                               | 3,008                       | ---                        |
| DC STATEWIDE UNPROGRAMMED (Fund 0124)                   | 18.035      | 4680         | 102,752        | 92,359                               | 10,392                      | 1                          |
| DC STATEWIDE ROOF (Fund 0124)                           | 18.040      | 4684         | 78,324         | 13,110                               | 65,214                      | ---                        |
| DC STATEWIDE ASSESSMENT (Fund 0124)                     | 18.050      | 4686         | 24             | ---                                  | 24                          | ---                        |
| DC STATEWIDE M&R (Fund 0124)                            | 18.050      | 4687         | 16,012         | 3,272                                | 12,740                      | ---                        |
| <b><u>Office of the Director</u></b>                    |             |              |                |                                      |                             |                            |
| DIRECTOR'S OFFICE PS                                    | 10.005      | 0669         | 1,027,513      | 888,671                              | ---                         | 138,842                    |
| DIRECTOR'S OFFICE E&E                                   | 10.005      | 2043         | 156,601        | 48,009                               | ---                         | 108,592                    |
| OFFICE INFO SYSTEMS E&E                                 | 10.010      | 2048         | 3,257,554      | 2,455,424                            | ---                         | 802,130                    |
| OFFICE INFO SYSTEMS PS                                  | 10.010      | 3888         | 3,185,287      | 3,080,243                            | ---                         | 105,044                    |
| OPERATIONAL SUPPORT PS                                  | 10.007      | 5307         | 5,115,676      | 4,782,233                            | ---                         | 333,443                    |
| OPERATIONAL SUPPORT E&E                                 | 10.007      | 5310         | 1,782,790      | 1,022,883                            | ---                         | 759,907                    |

**Division of Alcohol and Drug Abuse**

|                         |        |      |            |            |     |           |
|-------------------------|--------|------|------------|------------|-----|-----------|
| ADA TREATMENT SVS E&E   | 10.115 | 2050 | 2,769,333  | 2,769,325  | --- | 8         |
| ADA ADMIN PS            | 10.105 | 2149 | 1,303,655  | 1,225,307  | --- | 78,348    |
| ADA ADMIN E&E           | 10.105 | 2150 | 55,672     | 24,069     | --- | 31,603    |
| PREVENTION & EDU SVS    | 10.110 | 2153 | 435,540    | 435,540    | --- | ---       |
| PREVENTION & EDU SVS PS | 10.110 | 2649 | 7,364      | 7,291      | --- | 73        |
| ADA TREATMENT SERVICES  | 10.115 | 4147 | 20,769,786 | 19,627,203 | --- | 1,142,583 |
| ADA TREATMENT SVS PS    | 10.115 | 4148 | 1,553,926  | 1,553,926  | --- | ---       |
| COMMUNITY 2000          | 10.110 | 4649 | 210,034    | 166,803    | --- | 43,231    |

**Division of Comprehensive Psychiatric Services**

|                           |        |      |            |            |         |           |
|---------------------------|--------|------|------------|------------|---------|-----------|
| HOMELESS MENTALLY ILL     | 10.225 | 0321 | 851,392    | 851,386    | ---     | 6         |
| MEDICATION COST INCREASES | 10.315 | 0373 | 9,080,488  | 8,980,488  | ---     | 100,000   |
| DES IMP SEX PREDR BLR HOC | 16.300 | 0443 | 2,574,497  | 2,473,531  | 100,966 | ---       |
| RENO BATHS REP FLOORS BIG | 16.302 | 0446 | 506,286    | 493,401    | ---     | 12,885    |
| MID MO MHC YOUTH SVS PS   | 10.370 | 0677 | 1,884,187  | 1,807,167  | ---     | 77,020    |
| ADULT COMMUNITY PRGM PS   | 10.210 | 1479 | 1,564,442  | 1,238,105  | ---     | 326,337   |
| YOUTH COMMUNITY PRGM PS   | 10.235 | 1481 | 626,095    | 409,382    | ---     | 216,713   |
| CPS ADMIN PS              | 10.205 | 1844 | 1,178,299  | 1,050,806  | ---     | 127,493   |
| CPS ADMIN E&E             | 10.205 | 1845 | 194,885    | 129,685    | ---     | 65,200    |
| CPS NURS HOME REFORM      | 10.215 | 1862 | 70,866     | 53,517     | ---     | 17,349    |
| CIVIL COMM LEGAL FEES     | 10.220 | 1864 | 1,005,000  | 1,004,992  | ---     | 8         |
| OA CIVIL COMM LEGAL FEES  | 10.220 | 1865 | 150,000    | 116,400    | ---     | 33,600    |
| FORENSIC SUPPORT SVS PS   | 10.230 | 1866 | 627,119    | 626,592    | ---     | 527       |
| FORENSIC SUPPORT SVS E&E  | 10.230 | 1867 | 122,638    | 61,438     | ---     | 61,200    |
| CPS FUEL & UTILITIES      | 10.310 | 1899 | 5,019,420  | 4,645,955  | ---     | 373,465   |
| ADULT COMMUNITY PRGM E&E  | 10.210 | 2052 | 3,743,962  | 3,654,069  | ---     | 89,893    |
| ADULT COMMUNITY PROGRAM   | 10.210 | 2053 | 67,472,271 | 64,116,793 | ---     | 3,355,478 |
| YOUTH COMMUNITY PRGM E&E  | 10.235 | 2056 | 1,975,358  | 1,922,422  | ---     | 52,936    |
| YOUTH COMMUNITY PROGRAM   | 10.235 | 2057 | 19,652,070 | 18,130,441 | ---     | 1,521,629 |
| FULTON STATE HOSPITAL E&E | 10.335 | 2061 | 5,785,650  | 5,715,926  | ---     | 69,724    |
| NW MO PSY REHAB YOUTH E&E | 10.340 | 2062 | 306,492    | 202,217    | ---     | 104,275   |
| NW MO PSY REHAB CTR E&E   | 10.340 | 2063 | 1,737,181  | 1,569,966  | ---     | 167,215   |
| STL PSY REHAB CTR E&E     | 10.345 | 2064 | 2,185,880  | 1,864,136  | ---     | 321,744   |
| SW MO PSY REHAB CTR E&E   | 10.350 | 2065 | 629,921    | 596,627    | ---     | 33,294    |
| COTTONWOOD TRMT CTR E&E   | 10.355 | 2066 | 326,468    | 311,180    | ---     | 15,288    |
| HAWTHORN PSY HOSPTL E&E   | 10.360 | 2067 | 849,937    | 849,937    | ---     | ---       |
| METRO STL PSY CTR E&E     | 10.365 | 2068 | 3,307,657  | 3,200,168  | ---     | 107,489   |
| MID MO MHC YOUTH SVS E&E  | 10.370 | 2069 | 368,758    | 368,757    | ---     | 1         |
| MID MISSOURI MHC E&E      | 10.370 | 2077 | 1,192,929  | 1,192,929  | ---     | ---       |
| SOUTHEAST MO MHC E&E      | 10.375 | 2083 | 1,999,929  | 1,724,445  | ---     | 275,484   |
| WEST MO MHC YOUTH SVS E&E | 10.380 | 2088 | 109,660    | 109,660    | ---     | ---       |
| WESTERN MO MHC E&E        | 10.380 | 2090 | 2,579,285  | 2,464,300  | ---     | 114,985   |
| LOSS OF BENEFITS (NGRI)   | 10.325 | 2454 | 500,000    | 500,000    | ---     | ---       |
| NWMO REHAB CTR ADDL BEDS  | 16.384 | 2844 | 360,000    | ---        | ---     | 360,000   |
| SEXUAL VIOLENT PRD PGM PS | 10.385 | 3059 | 2,955,495  | 2,955,495  | ---     | ---       |

**STATE OF MISSOURI**  
**SUMMARY OF APPROPRIATION ACTIVITY**  
**GENERAL FUND - GENERAL REVENUE FUNDS**  
**FOR THE APPROPRIATION YEAR 2003**

|                           | H.B.<br>No. | Appr.<br>No. | Appropriations | Expenditures<br>and<br>Transfers Out | Reappropriations<br>to 2004 | Lapse of<br>Appropriations |
|---------------------------|-------------|--------------|----------------|--------------------------------------|-----------------------------|----------------------------|
| SEXUAL VIOLENT PRD PGM EE | 10.385      | 3060         | 992,015        | 663,143                              | ---                         | 328,872                    |
| WEST MO MHC YOUTH SVS PS  | 10.380      | 3909         | 822,196        | 728,252                              | ---                         | 93,944                     |
| NW MO PSY REHAB YOUTH PS  | 10.340      | 4155         | 1,918,612      | 1,693,247                            | ---                         | 225,365                    |
| SW MO PSY REHAB CTR PS    | 10.350      | 4157         | 2,749,542      | 2,743,455                            | ---                         | 6,087                      |
| MINORITY HLTH & AGING E&E | 10.205      | 4652         | 10,500         | 2,813                                | ---                         | 7,687                      |
| HAWTHORN MAIN GYM FLOOR   | 18.205      | 4815         | 110,446        | ---                                  | 110,446                     | ---                        |
| HAWTHORN ROOFS            | 18.205      | 4816         | 181,352        | 24,165                               | 157,187                     | ---                        |
| HAWTHORN FIRE ALARMS      | 18.205      | 4817         | 222,971        | 222,971                              | ---                         | ---                        |
| MID MO MHC VALVES         | 18.220      | 4828         | 75,540         | 53,540                               | ---                         | 22,000                     |
| FULTON STATE LIFE SAFETY  | 19.075      | 4898         | 68,808         | 26,808                               | ---                         | 42,000                     |
| ST LOUIS PSYCH ELECTRICAL | 19.080      | 4899         | 286,772        | 223                                  | 131,549                     | 155,000                    |
| WESTERN MO NEW FACILITY   | 19.085      | 4900         | 1,182,423      | 1,091,237                            | 91,185                      | 1                          |
| MID MO MHC AIR HANDLERS   | 18.220      | 5079         | 236,357        | ---                                  | ---                         | 236,357                    |
| FULTON PSY/E&E FLEX       | 10.335      | 5105         | 1,870,634      | 1,870,614                            | ---                         | 20                         |
| NWMO PSY CTR PS/E&E FLEX  | 10.340      | 5107         | 523,618        | 224,483                              | ---                         | 299,135                    |
| NWMO YOUTH PS/E&E FLEX    | 10.340      | 5110         | 100,980        | 35,379                               | ---                         | 65,601                     |
| STL PSY CTR PS/E&E FLEX   | 10.345      | 5111         | 861,845        | 766,845                              | ---                         | 95,000                     |
| SWMO PSY CTR PS/E&E FLEX  | 10.350      | 5113         | 144,713        | 105,972                              | ---                         | 38,741                     |
| COTTONWOOD PS/E&E FLEX    | 10.355      | 5114         | 95,524         | 86,470                               | ---                         | 9,054                      |
| HAWTHORN PS/E&E FLEX      | 10.360      | 5115         | 286,010        | 285,363                              | ---                         | 647                        |
| METRO STL PS/E&E FLEX     | 10.365      | 5116         | 541,133        | 540,611                              | ---                         | 522                        |
| MID MO MHC PS/E&E FLEX    | 10.370      | 5119         | 309,192        | 309,192                              | ---                         | ---                        |
| MID MO YOUTH PS/E&E FLEX  | 10.370      | 5121         | 99,168         | 99,168                               | ---                         | ---                        |
| SE MO MHC PS/E&E FLEX     | 10.375      | 5122         | 747,033        | 744,134                              | ---                         | 2,899                      |
| WESTERN MO PS/E&E FLEX    | 10.380      | 5123         | 942,174        | 463,820                              | ---                         | 478,354                    |
| WESTERN YOUTH PS/E&E FLEX | 10.380      | 5124         | 43,274         | 32,994                               | ---                         | 10,280                     |
| SEX PREDATOR PS/E&E FLEX  | 10.385      | 5127         | 155,552        | 127,565                              | ---                         | 27,987                     |
| SEMO - PUB BLDG           | 10.376      | 7520         | 129,322        | 129,322                              | ---                         | ---                        |
| FULTON STATE HOSPITAL PS  | 10.335      | 9381         | 35,542,040     | 35,297,742                           | ---                         | 244,298                    |
| NW MO PSY REHAB CTR PS    | 10.340      | 9384         | 9,948,751      | 9,714,019                            | ---                         | 234,732                    |
| STL PSY REHAB CTR PS      | 10.345      | 9385         | 16,375,050     | 15,848,115                           | ---                         | 526,935                    |
| COTTONWOOD TRMT CTR PS    | 10.355      | 9386         | 1,814,951      | 1,795,064                            | ---                         | 19,887                     |
| HAWTHORN PSY HOSPTL PS    | 10.360      | 9387         | 5,434,188      | 5,179,727                            | ---                         | 254,461                    |
| METRO STL PSY CTR PS      | 10.365      | 9391         | 10,281,536     | 10,172,923                           | ---                         | 108,613                    |
| MID MISSOURI MHC PS       | 10.370      | 9393         | 5,874,652      | 5,787,592                            | ---                         | 87,060                     |
| SOUTHEAST MO MHC PS       | 10.375      | 9394         | 14,193,623     | 14,170,068                           | ---                         | 23,555                     |
| WESTERN MO MHC PS         | 10.380      | 9395         | 17,901,303     | 17,807,129                           | ---                         | 94,174                     |



|                                       |        |      |           |           |         |         |
|---------------------------------------|--------|------|-----------|-----------|---------|---------|
| REPL ROOFS ASBEST ABATE (Fund 0124)   | 16.282 | 0339 | 14,153    | ---       | ---     | 14,153  |
| PROGRAM CENTER REPLACE (Fund 0124)    | 16.284 | 0340 | 12,799    | ---       | ---     | 12,799  |
| REPL LIGHT ELEC ALARMS (Fund 0124)    | 16.286 | 0342 | 667,717   | 156,405   | ---     | 511,312 |
| REPL WASTE AND WATER (Fund 0124)      | 16.280 | 1193 | 287,486   | 17,790    | ---     | 269,696 |
| FSH HEARNES LIGHTING/ELEC (Fund 0124) | 18.195 | 4808 | 1,378,042 | 517,083   | 160,958 | 700,001 |
| FSH BIGGS HVAC (Fund 0124)            | 18.195 | 4809 | 1,262,128 | 186,050   | 103,198 | 972,880 |
| FSH REPLACE LAUNDRY (Fund 0124)       | 18.195 | 4810 | 936,576   | 594,812   | 191,764 | 150,000 |
| SEMO SHOWER AND TUBS (Fund 0124)      | 18.235 | 5083 | 180,403   | 13,875    | 166,528 | ---     |
| SEMO HOCTOR BLDG PLUMBING (Fund 0124) | 18.235 | 5084 | 107,007   | 4,218     | 102,789 | ---     |
| SEMO BLAIR ELEVATOR (Fund 0124)       | 18.235 | 5085 | 208,507   | 163,624   | 44,882  | 1       |
| WMMHC-FELIX BLDG WINDOWS (Fund 0124)  | 18.240 | 5086 | 145,807   | 5,206     | ---     | 140,601 |
| IMPRV SLSH MAIN BLDG (Fund 0176)      | 16.274 | 3825 | 578       | ---       | ---     | 578     |
| DES PLAN MH FACS KC (Fund 0176)       | 16.276 | 3827 | 7         | 7         | ---     | ---     |
| DES PLAN MH FACS KC (Fund 0176)       | 16.276 | 3828 | 9,051,803 | 9,051,803 | ---     | ---     |

**Division of Mental Retardation -  
Developmental Disabilities**

|                          |        |      |            |            |     |         |
|--------------------------|--------|------|------------|------------|-----|---------|
| DES CONST HEAT DIST SYS  | 16.296 | 0448 | 47,013     | ---        | --- | 47,013  |
| COMM SUPPORT STAFF PS    | 10.425 | 0458 | 1,093,995  | 1,093,597  | --- | 398     |
| ALBANY RC PS             | 10.500 | 0460 | 1,199,699  | 1,140,976  | --- | 58,723  |
| CENTRAL MO RC PS         | 10.505 | 0461 | 1,403,411  | 1,317,098  | --- | 86,313  |
| HANNIBAL RC PS           | 10.510 | 0462 | 1,581,140  | 1,491,076  | --- | 90,064  |
| JOPLIN RC PS             | 10.515 | 0463 | 1,565,466  | 1,545,466  | --- | 20,000  |
| KANSAS CITY RC PS        | 10.520 | 0464 | 2,150,645  | 2,073,768  | --- | 76,877  |
| KIRKSVILLE RC PS         | 10.525 | 0466 | 1,127,178  | 1,038,471  | --- | 88,707  |
| POPLAR BLUFF RC PS       | 10.530 | 0467 | 1,322,828  | 1,258,315  | --- | 64,513  |
| ROLLA RC PS              | 10.535 | 0468 | 1,480,891  | 1,434,450  | --- | 46,441  |
| SIKESTON RC PS           | 10.540 | 0469 | 1,282,691  | 1,179,597  | --- | 103,094 |
| SPRINGFIELD RC PS        | 10.545 | 0470 | 1,697,157  | 1,613,463  | --- | 83,694  |
| ST LOUIS RC PS           | 10.550 | 0471 | 3,626,150  | 3,626,149  | --- | 1       |
| BELLEFONTAINE HC PS      | 10.570 | 0473 | 20,073,944 | 20,073,751 | --- | 193     |
| HIGGINSVILLE HC PS       | 10.575 | 0474 | 8,229,610  | 8,006,370  | --- | 223,240 |
| MARSHALL HC PS           | 10.580 | 0475 | 19,273,514 | 18,306,571 | --- | 966,943 |
| NEVADA HC PS             | 10.585 | 0476 | 7,986,428  | 7,784,192  | --- | 202,236 |
| ST LOUIS DDTDC PS        | 10.590 | 0477 | 14,871,405 | 14,871,372 | --- | 33      |
| SOUTHEAST MO RES SVCS PS | 10.595 | 0478 | 5,001,793  | 4,883,276  | --- | 118,517 |
| DEMOLITION OF BUILDINGS  | 16.304 | 1325 | 8,372      | 6,437      | --- | 1,935   |
| PLAN DES MEDICAL FAC MHC | 16.306 | 1476 | 569,614    | 136,056    | --- | 433,558 |
| MRDD ADMIN PS            | 10.405 | 1911 | 1,023,278  | 926,889    | --- | 96,389  |
| MRDD ADMIN E&E           | 10.405 | 1912 | 131,787    | 93,389     | --- | 38,398  |
| COMMUNITY PROGRAMS       | 10.415 | 1919 | 67,597,477 | 67,572,248 | --- | 25,229  |
| AUTISTIC CLIENTS         | 10.415 | 1928 | 3,669,169  | 3,612,026  | --- | 57,143  |
| CHILDHOOD INTERVENT SVS  | 10.415 | 1932 | 1,282,007  | 1,186,276  | --- | 95,731  |
| NW COMMUNITY SERVICES PS | 10.575 | 1937 | 2,045,451  | 1,983,440  | --- | 62,011  |
| NURSING HOME REFORM      | 10.430 | 1943 | 82,357     | 81,569     | --- | 788     |
| FUEL & UTILITIES         | 10.560 | 1951 | 3,044,667  | 2,901,372  | --- | 143,295 |
| COMM SUPPORT STAFF E&E   | 10.425 | 2094 | 1,781,083  | 1,572,144  | --- | 208,939 |

**STATE OF MISSOURI**  
**SUMMARY OF APPROPRIATION ACTIVITY**  
**GENERAL FUND - GENERAL REVENUE FUNDS**  
**FOR THE APPROPRIATION YEAR 2003**

|                           | H.B.<br>No. | Appr.<br>No. | Appropriations | Expenditures<br>and<br>Transfers Out | Reappropriations<br>to 2004 | Lapse of<br>Appropriations |
|---------------------------|-------------|--------------|----------------|--------------------------------------|-----------------------------|----------------------------|
| ALBANY RC E&E             | 10.500      | 2101         | 209,604        | 168,649                              | ---                         | 40,955                     |
| CENTRAL MO RC E&E         | 10.505      | 2102         | 109,446        | 99,669                               | ---                         | 9,777                      |
| HANNIBAL RC E&E           | 10.510      | 2108         | 306,892        | 253,875                              | ---                         | 53,017                     |
| JOPLIN RC E&E             | 10.515      | 2111         | 347,763        | 139,466                              | ---                         | 208,297                    |
| KANSAS CITY RC E&E        | 10.520      | 2112         | 331,393        | 236,747                              | ---                         | 94,646                     |
| KIRKSVILLE RC E&E         | 10.525      | 2113         | 243,867        | 133,297                              | ---                         | 110,570                    |
| POPLAR BLUFF RC E&E       | 10.530      | 2115         | 235,038        | 127,001                              | ---                         | 108,037                    |
| ROLLA RC E&E              | 10.535      | 2116         | 164,045        | 140,424                              | ---                         | 23,621                     |
| SIKESTON RC E&E           | 10.540      | 2117         | 227,469        | 122,124                              | ---                         | 105,345                    |
| SPRINGFIELD RC E&E        | 10.545      | 2118         | 365,121        | 213,398                              | ---                         | 151,723                    |
| ST LOUIS DDTTC E&E        | 10.590      | 2119         | 1,755,000      | 1,651,535                            | ---                         | 103,465                    |
| SOUTHEAST MO RES SVCS E&E | 10.595      | 2120         | 694,085        | 662,462                              | ---                         | 31,623                     |
| ST LOUIS RC E&E           | 10.550      | 2332         | 322,521        | 318,523                              | ---                         | 3,998                      |
| BELLEFONTAINE HC E&E      | 10.570      | 2337         | 1,603,102      | 1,531,180                            | ---                         | 71,922                     |
| HIGGINSVILLE HC E&E       | 10.575      | 2348         | 1,091,022      | 966,090                              | ---                         | 124,932                    |
| MARSHALL HC E&E           | 10.580      | 2354         | 1,419,358      | 1,415,354                            | ---                         | 4,004                      |
| NEVADA HC E&E             | 10.585      | 2356         | 1,487,492      | 1,437,411                            | ---                         | 50,081                     |
| C & F DIRECTED SUPPORTS   | 10.415      | 2770         | 20,875,564     | 20,371,864                           | ---                         | 503,700                    |
| FAMILY SUPP&LOAN PROGRAM  | 10.420      | 4161         | 550,764        | 544,256                              | ---                         | 6,508                      |
| BELLEFONTAINE WINDOWS     | 18.190      | 4807         | 196,548        | 8,912                                | 187,635                     | 1                          |
| KCRC ROOF                 | 18.200      | 4812         | 155,156        | 20,156                               | ---                         | 135,000                    |
| SIKESTON SUMP PUMPS       | 18.200      | 4813         | 66,547         | ---                                  | ---                         | 66,547                     |
| SIKESTON EMERG GENERATOR  | 18.200      | 4814         | 98,534         | 92,481                               | ---                         | 6,053                      |
| HIGGINSVILLE SEWER        | 18.210      | 4825         | 62,583         | 52,583                               | ---                         | 10,000                     |
| HIGGINSVILLE B ELECTRICAL | 18.210      | 4826         | 65,508         | 8,008                                | ---                         | 57,500                     |
| NEVADA WAREHOUSE ROOF     | 18.225      | 4830         | 157,251        | 107,767                              | 49,483                      | 1                          |
| NEVADA STAFF BLDG ROOF    | 18.225      | 4831         | 65,142         | 34,139                               | 31,002                      | 1                          |
| SOUTH GRAND WATER HEATERS | 18.230      | 4832         | 50,098         | ---                                  | ---                         | 50,098                     |
| SOUTH GRAND CARPET/VINYL  | 18.230      | 4833         | 202,656        | ---                                  | ---                         | 202,656                    |
| STL DDTTC VARIOUS HVAC    | 18.230      | 4834         | 23,173         | 3,173                                | ---                         | 20,000                     |
| HIGGINSVILLE B ROOF       | 18.210      | 5080         | 387,219        | ---                                  | ---                         | 387,219                    |
| HIGGINSVILLE D ROOF       | 18.210      | 5081         | 387,219        | ---                                  | ---                         | 387,219                    |
| ALBANY RC PS/E&E FLEX     | 10.500      | 5131         | 63,142         | 15,768                               | ---                         | 47,374                     |
| CENTRAL MO RC PS/E&E FLEX | 10.505      | 5132         | 73,863         | 56,251                               | ---                         | 17,612                     |
| HANNIBAL RC PS/E&E FLEX   | 10.510      | 5133         | 83,218         | 80,586                               | ---                         | 2,632                      |
| JOPLIN RC PS/E&E FLEX     | 10.515      | 5134         | 82,393         | 20,119                               | ---                         | 62,274                     |
| KC RC PS/E&E FLEX         | 10.520      | 5135         | 113,192        | 45,255                               | ---                         | 67,937                     |
| KIRKSVILLE RC PS/E&E FLEX | 10.525      | 5137         | 59,398         | 37,344                               | ---                         | 22,054                     |
| POPLAR BLUFF PS/E&E FLEX  | 10.530      | 5138         | 69,622         | 35,252                               | ---                         | 34,370                     |

|                                      |        |      |           |           |         |           |
|--------------------------------------|--------|------|-----------|-----------|---------|-----------|
| ROLLA RC PS/E&E FLEX                 | 10.535 | 5139 | 77,941    | 56,579    | ---     | 21,362    |
| SIKESTON RC PS/E&E FLEX              | 10.540 | 5140 | 67,510    | 67,463    | ---     | 47        |
| SPRINGFIELD PS/E&E FLEX              | 10.545 | 5142 | 89,324    | 1,807     | ---     | 87,517    |
| STL RC PS/E&E FLEX                   | 10.550 | 5143 | 231,456   | 231,454   | ---     | 2         |
| BELLEFONTAINE PS/E&E FLEX            | 10.570 | 5144 | 1,056,523 | 1,056,523 | ---     | ---       |
| HIGGINSVILLE PS/E&E FLEX             | 10.575 | 5146 | 433,137   | 428,075   | ---     | 5,062     |
| NW COMMUNITY PS/E&E FLEX             | 10.575 | 5148 | 33,266    | 33,266    | ---     | ---       |
| MARSHALL PS/E&E FLEX                 | 10.580 | 5150 | 1,014,395 | 1,010,464 | ---     | 3,931     |
| NEVADA PS/E&E FLEX                   | 10.585 | 5152 | 420,338   | 377,438   | ---     | 42,900    |
| STL DDTC PS/E&E FLEX                 | 10.590 | 5153 | 782,705   | 782,705   | ---     | ---       |
| SE MO RES SVS PS/E&E FLEX            | 10.595 | 5155 | 263,252   | 249,156   | ---     | 14,096    |
| SLDDTC PUB BLDG                      | 10.591 | 7525 | 84,861    | 84,861    | ---     | ---       |
| REPAIR ELEVATORS (Fund 0124)         | 16.288 | 0343 | 2,543     | ---       | ---     | 2,543     |
| REPL ELECT HVAC STEAM (Fund 0124)    | 16.292 | 0346 | 2,127     | ---       | ---     | 2,127     |
| REP FLR ROOF WINDOWS (Fund 0124)     | 16.294 | 0347 | 85,336    | 1,806     | ---     | 83,530    |
| TKPT H2OPRF REPL ROOF (Fund 0124)    | 16.298 | 0348 | 16,280    | 16,280    | ---     | ---       |
| REPL WIND ELEC INT REPS (Fund 0124)  | 16.288 | 1196 | 236,087   | 132,144   | ---     | 103,943   |
| REPLACE ROOF (Fund 0124)             | 16.290 | 1197 | 4,256     | 495       | ---     | 3,761     |
| REPLACE CENTRAL AC (Fund 0124)       | 16.290 | 1198 | 7,787     | 7,787     | ---     | ---       |
| REP ROOF REPAIR 13 LOA (Fund 0124)   | 16.292 | 1199 | 27,888    | 1         | ---     | 27,887    |
| REPL CHILL REP ELEV (Fund 0124)      | 16.294 | 1200 | 10,651    | ---       | ---     | 10,651    |
| BELLEFONTAINE ELECTRICAL (Fund 0124) | 18.190 | 4805 | 1,240,874 | 120,739   | 5,170   | 1,114,965 |
| BELLEFONTAINE FURNACE (Fund 0124)    | 18.190 | 4806 | 228,937   | ---       | ---     | 228,937   |
| HANNIBAL ADMIN ROOF (Fund 0124)      | 18.200 | 4811 | 286,678   | 137,806   | 148,872 | ---       |
| HIGGINSVILLE E ROOF (Fund 0124)      | 18.210 | 4818 | 348,480   | ---       | 348,480 | ---       |
| HIGGINSVILLE C ROOF (Fund 0124)      | 18.210 | 4819 | 374,579   | ---       | 374,579 | ---       |
| HIGGINSVILLE REMOVE SOIL (Fund 0124) | 18.210 | 4822 | 625,154   | 30,294    | 294,859 | 300,001   |
| HIGGINSVILLE E HVAC (Fund 0124)      | 18.210 | 4823 | 767,004   | ---       | ---     | 767,004   |
| HIGGINSVILLE F HVAC (Fund 0124)      | 18.210 | 4824 | 767,004   | ---       | ---     | 767,004   |
| STL DDTC VARIOUS HVAC (Fund 0124)    | 18.230 | 4835 | 115,699   | ---       | ---     | 115,699   |
| MHC HOSP FAN COILS (Fund 0124)       | 18.215 | 5082 | 272,917   | 11,081    | ---     | 261,836   |
| COMMUNITY PROGRAMS (Fund 0176)       | 10.415 | 0395 | 4,544,329 | 2,808,041 | ---     | 1,736,288 |

**DEPARTMENT OF NATURAL RESOURCES**

|                          |        |      |         |         |         |         |
|--------------------------|--------|------|---------|---------|---------|---------|
| STATEWIDE HAZARDOUS MAT  | 16.098 | 0275 | 12      | ---     | ---     | 12      |
| AGENCY WIDE OPERATIONS   | 06.235 | 0566 | 74,747  | 72,505  | ---     | 2,242   |
| MINORITY SCHOLARSHIPS    | 06.415 | 0811 | 50,000  | 48,500  | ---     | 1,500   |
| LEASE AND/OR STATE OWNED | 13.017 | 2614 | 89,178  | 89,178  | ---     | ---     |
| AGENCY WIDE OPERATIONS   | 17.060 | 2683 | 111,890 | ---     | ---     | 111,890 |
| DNR LEASING              | 17.228 | 3331 | 104,304 | 104,304 | ---     | ---     |
| DNR LEASING              | 13.045 | 4305 | 516,350 | 466,683 | ---     | 49,667  |
| LEWIS AND CLARK          | 21.025 | 5611 | 683,073 | 129,588 | 553,484 | 1       |
| CAPITOL BOOK PROJECT     | 21.030 | 5613 | 16,750  | ---     | 16,750  | ---     |

**STATE OF MISSOURI  
SUMMARY OF APPROPRIATION ACTIVITY  
GENERAL FUND - GENERAL REVENUE FUNDS  
FOR THE APPROPRIATION YEAR 2003**

|  | H.B.<br>No. | Appr.<br>No. | Appropriations | Expenditures<br>and<br>Transfers Out | Reappropriations<br>to 2004 | Lapse of<br>Appropriations |
|--|-------------|--------------|----------------|--------------------------------------|-----------------------------|----------------------------|
| STATEWIDE HAZARDOUS MAT (Fund 0124)              | 16.098      | 0277         | 1              | ---                                  | ---                         | 1                          |
| STATEWIDE UNPROGRAM REQ (Fund 0124)              | 16.100      | 0279         | 13,010         | 13,009                               | ---                         | 1                          |
| STATEWIDE MTN REPAIR (Fund 0124)                 | 16.106      | 0288         | 12             | ---                                  | 12                          | ---                        |
| DC STATEWIDE EMERGENCY (Fund 0124)               | 18.025      | 4677         | 24             | ---                                  | 13                          | 11                         |
| DC STATEWIDE HAZ MATERIAL (Fund 0124)            | 18.030      | 4679         | 2,632          | 2,608                                | 13                          | 11                         |
| DC STATEWIDE UNPROGRAMMED (Fund 0124)            | 18.035      | 4680         | 13,117         | 13,116                               | 1                           | ---                        |
| DC STATEWIDE ASSESSMENT (Fund 0124)              | 18.050      | 4686         | 24             | ---                                  | 24                          | ---                        |
| DC STATEWIDE M&R (Fund 0124)                     | 18.050      | 4687         | 12             | ---                                  | 12                          | ---                        |
| LEWIS AND CLARK (Fund 0139)                      | 21.025      | 5612         | 825,000        | 527,258                              | 297,741                     | 1                          |
| <b><u>Office of Director</u></b>                 |             |              |                |                                      |                             |                            |
| DIRECTOR'S OFFICE PS                             | 06.200      | 0953         | 273,680        | 272,951                              | ---                         | 729                        |
| <b><u>Outreach and Assistance Center</u></b>     |             |              |                |                                      |                             |                            |
| OUTREACH & ASSISTANCE PS                         | 06.205      | 5436         | 1,678,526      | 1,607,220                            | ---                         | 71,306                     |
| OUTREACH & ASSISTANCE E&E                        | 06.205      | 5447         | 727,681        | 574,841                              | ---                         | 152,840                    |
| <b><u>Division of Administrative Support</u></b> |             |              |                |                                      |                             |                            |
| DIV OF ADMIN SUPPORT PS                          | 06.230      | 0955         | 802,567        | 657,041                              | ---                         | 145,526                    |
| <b><u>Division of Environmental Quality</u></b>  |             |              |                |                                      |                             |                            |
| DRINKING WATER LOAN                              | 17.118      | 2556         | 2,301,874      | 951,563                              | ---                         | 1,350,311                  |
| DRINKING WATER LOAN                              | 17.124      | 3279         | 2,619,000      | 2,189,298                            | 429,702                     | ---                        |
| DRINKING WATER SYS LOANS                         | 17.120      | 3485         | 137,904        | 137,904                              | ---                         | ---                        |
| DRINKING WATER SYS LOANS                         | 17.122      | 4284         | 2,954,609      | 1,461,535                            | ---                         | 1,493,074                  |
| RIVERFLOW OBSTRUCTIONS                           | 17.162      | 4641         | 55,010         | 43,010                               | ---                         | 12,000                     |
| LOW INC EMISSION REPAIR                          | 17.160      | 4646         | 104,890        | ---                                  | ---                         | 104,890                    |
| <b><u>Air and Land Protection Division</u></b>   |             |              |                |                                      |                             |                            |
| AIR POLLUTION CNTRL PS                           | 06.320      | 5366         | 348,208        | 337,776                              | ---                         | 10,432                     |
| AIR POLLUTION CNTRL E&E                          | 06.320      | 5371         | 20,087         | 15,191                               | ---                         | 4,896                      |
| SOLID WASTE MGMT PS                              | 06.320      | 5388         | 1,060,789      | 228,314                              | ---                         | 832,475                    |
| SOLID WASTE MGMT E&E                             | 06.320      | 5391         | 88,974         | 19,248                               | ---                         | 69,726                     |
| LAND RECLAMATION PS                              | 06.320      | 5396         | 290,931        | 282,153                              | ---                         | 8,778                      |
| LAND RECLAMATION E&E                             | 06.320      | 5401         | 20,118         | 17,710                               | ---                         | 2,408                      |
| ENVIRONMENTAL SVS PS                             | 06.320      | 5406         | 92,577         | 89,769                               | ---                         | 2,808                      |
| ENVIRONMENTAL SVS E&E                            | 06.320      | 5417         | 91,188         | 54,889                               | ---                         | 36,299                     |

|                                     |        |      |         |        |     |         |
|-------------------------------------|--------|------|---------|--------|-----|---------|
| ALPD ADMINISTRATION PS              | 06.320 | 5426 | 52,726  | 51,077 | --- | 1,649   |
| ALPD ADMINISTRATION E&E             | 06.320 | 5429 | 74,753  | 38,438 | --- | 36,315  |
| HAZARDOUS WASTE PS                  | 06.320 | 5504 | 5,048   | 907    | --- | 4,141   |
| SOLID WASTE FORFEITURES             | 06.380 | 4303 | 74,519  | 55,838 | --- | 18,681  |
| SOLID WASTE FORFEITURES (Fund 0198) | 06.380 | 4304 | 141,599 | 4,638  | --- | 136,961 |

**Water Protection and Soil Conservation**

|                           |        |      |           |           |           |         |
|---------------------------|--------|------|-----------|-----------|-----------|---------|
| DRINKING WATER LOAN       | 06.335 | 1440 | 2,476,350 | 306,327   | 1,671,547 | 498,476 |
| WATER POLLUTION CNTRL PS  | 06.320 | 5321 | 377,073   | 244,827   | ---       | 132,246 |
| WATER POLLUTION CNTRL E&E | 06.320 | 5325 | 18,031    | 12,971    | ---       | 5,060   |
| PUBLIC DRINKING WATER PS  | 06.320 | 5332 | 359,211   | 348,014   | ---       | 11,197  |
| PUBLIC DRINKING WATER E&E | 06.320 | 5335 | 138,088   | 109,761   | ---       | 28,327  |
| REGIONAL OFFICES PS       | 06.320 | 5340 | 2,590,020 | 2,425,953 | ---       | 164,067 |
| REGIONAL OFFICES E&E      | 06.320 | 5349 | 237,889   | 193,156   | ---       | 44,733  |
| WPSCD ADMINISTRATION PS   | 06.320 | 5360 | 53,974    | 42,334    | ---       | 11,640  |
| WPSCD ADMINISTRATION E&E  | 06.320 | 5363 | 80,952    | 7,086     | ---       | 73,866  |
| DRINKING WATER LOAN       | 21.050 | 5731 | 2,155,837 | 1,274,360 | 881,477   | ---     |

**Geological Survey and Resource Assessment**

**Division**

|                                   |        |      |           |         |           |         |
|-----------------------------------|--------|------|-----------|---------|-----------|---------|
| DES IMPRVMT DIV GEO LS            | 16.146 | 3529 | 5,243     | 5,078   | ---       | 165     |
| ADMIN & SUPPORT PS                | 06.305 | 5222 | 429,166   | 416,260 | ---       | 12,906  |
| ADMIN & SUPPORT E&E               | 06.305 | 5223 | 73,772    | 71,314  | ---       | 2,458   |
| GEOLOGICAL SURVEY PS              | 06.305 | 5231 | 818,062   | 711,721 | ---       | 106,341 |
| GEOLOGICAL SURVEY E&E             | 06.305 | 5232 | 111,991   | 38,095  | ---       | 73,896  |
| WATER RESOURCES PS                | 06.305 | 5245 | 800,707   | 735,878 | ---       | 64,829  |
| WATER RESOURCES E&E               | 06.305 | 5246 | 280,197   | 171,529 | ---       | 108,668 |
| DAM & RESERVOIR SAFETY PS         | 06.305 | 5249 | 255,576   | 223,286 | ---       | 32,290  |
| DAM & RESERVOIR SAFTY E&E         | 06.305 | 5250 | 35,697    | 21,890  | ---       | 13,807  |
| ADMIN & SUPPORT FLEX              | 06.305 | 5264 | 29,500    | 20,255  | ---       | 9,245   |
| GEOLOGICAL SURVEY FLEX            | 06.305 | 5265 | 7,500     | ---     | ---       | 7,500   |
| DAM & RESERVR SAFETY FLEX         | 06.305 | 5266 | 9,500     | 60      | ---       | 9,440   |
| WATER RESOURCES FLEX              | 06.305 | 5267 | 7,783     | 6,008   | ---       | 1,775   |
| DGLS OPERATIONAL M&R (Fund 0124)  | 06.300 | 3394 | 8,759     | 8,759   | ---       | ---     |
| DGLS HVAC RENOVATIONS (Fund 0124) | 18.100 | 4719 | 2,342,249 | 35,591  | 2,306,658 | ---     |

**Division of State Parks**

|                           |        |      |           |           |           |         |
|---------------------------|--------|------|-----------|-----------|-----------|---------|
| MATCH GRANTS LOCAL PARKS  | 17.070 | 2472 | 104,000   | 104,000   | ---       | ---     |
| LANDMARK LOCAL PARKS      | 17.062 | 2545 | 2,374,280 | 2,374,280 | ---       | ---     |
| LOCAL PARKS               | 17.062 | 2547 | 1,180,489 | 588,393   | 592,095   | 1       |
| LANDMARK LOCAL PARKS      | 17.072 | 3264 | 1,554,925 | 403,399   | 1,151,526 | ---     |
| LOCAL PARKS               | 17.072 | 3265 | 562,633   | 211,061   | 49,923    | 301,649 |
| MATCH GRANTS LOCAL PARKS  | 17.068 | 3467 | 256,673   | 59,800    | ---       | 196,873 |
| MATCH GRANTS LOCAL PARKS  | 17.066 | 4225 | 546       | 546       | ---       | ---     |
| MATCHING GRANTS LOCAL PKS | 17.064 | 4329 | 586,640   | 324,015   | 247,214   | 15,411  |

**STATE OF MISSOURI  
SUMMARY OF APPROPRIATION ACTIVITY  
GENERAL FUND - GENERAL REVENUE FUNDS  
FOR THE APPROPRIATION YEAR 2003**

|   | H.B.<br>No. | Appr.<br>No. | Appropriations | Expenditures<br>and<br>Transfers Out | Reappropriations<br>to 2004 | Lapse of<br>Appropriations |
|---|-------------|--------------|----------------|--------------------------------------|-----------------------------|----------------------------|
| <b><u>DEPARTMENT OF PUBLIC SAFETY</u></b> |             |              |                |                                      |                             |                            |
| STATEWIDE EMERGENCY REQ                   | 16.096      | 0263         | 1              | ---                                  | ---                         | 1                          |
| STATEWIDE HAZARDOUS MAT                   | 16.098      | 0275         | 12             | ---                                  | ---                         | 12                         |
| STATEWIDE UNPROGRAM REQ                   | 16.100      | 0278         | 1              | 1                                    | ---                         | ---                        |
| STATEWIDE ROOF MGMT SYS                   | 16.102      | 0283         | 8,573          | 8,561                                | ---                         | 12                         |
| STATEWIDE PAV MNGT SYS                    | 16.104      | 0285         | 1              | ---                                  | ---                         | 1                          |
| MANAGED BY FM                             | 13.015      | 1059         | 620,461        | 372,837                              | ---                         | 247,624                    |
| STATEWIDE EMERGENCY REQ (Fund 0124)       | 16.096      | 0266         | 4,846          | 4,845                                | ---                         | 1                          |
| STATEWIDE HAZARDOUS MAT (Fund 0124)       | 16.098      | 0277         | 9,884          | 9,884                                | ---                         | ---                        |
| STATEWIDE UNPROGRAM REQ (Fund 0124)       | 16.100      | 0279         | 24,001         | 22,033                               | ---                         | 1,968                      |
| STATEWIDE PAV MNGT SYS (Fund 0124)        | 16.104      | 0287         | 1              | ---                                  | ---                         | 1                          |
| STATEWIDE MTN REPAIR (Fund 0124)          | 16.106      | 0288         | 112,139        | 90,657                               | 21,482                      | ---                        |
| DC STATEWIDE EMERGENCY (Fund 0124)        | 18.025      | 4677         | 24             | ---                                  | 13                          | 11                         |
| DC STATEWIDE HAZ MATERIAL (Fund 0124)     | 18.030      | 4679         | 39,155         | 35,891                               | 3,264                       | ---                        |
| DC STATEWIDE UNPROGRAMMED (Fund 0124)     | 18.035      | 4680         | 45,664         | 43,288                               | 2,376                       | ---                        |
| DC STATEWIDE ROOF (Fund 0124)             | 18.040      | 4684         | 22,785         | 22,785                               | ---                         | ---                        |
| DC STATEWIDE ASSESSMENT (Fund 0124)       | 18.050      | 4686         | 24             | ---                                  | 24                          | ---                        |
| DC STATEWIDE M&R (Fund 0124)              | 18.050      | 4687         | 12             | ---                                  | 12                          | ---                        |
| <b><u>Office of the Director</u></b>      |             |              |                |                                      |                             |                            |
| DIRECTOR ADMIN PS                         | 08.005      | 1097         | 1,136,890      | 902,416                              | ---                         | 234,474                    |
| LOCAL GOVT/SCHOOL                         | 08.030      | 3274         | 600,000        | 95,483                               | ---                         | 504,517                    |
| REGIONAL CRIME LABS                       | 08.070      | 4764         | 380,000        | 351,026                              | ---                         | 28,974                     |
| DIRECTOR ADMIN E&E                        | 08.005      | 8094         | 494,363        | 127,793                              | ---                         | 366,570                    |
| OPERATIONAL M&R (Fund 0124)               | 08.010      | 3398         | 185,889        | 159,696                              | ---                         | 26,193                     |
| <b><u>Division of Fire Safety</u></b>     |             |              |                |                                      |                             |                            |
| F S ADMIN PS                              | 08.185      | 1103         | 1,916,272      | 1,762,159                            | ---                         | 154,113                    |
| F S ADMIN E&E                             | 08.185      | 1107         | 390,431        | 234,293                              | ---                         | 156,138                    |
| FIREFIGHTER TRAINING                      | 08.190      | 7496         | 354,442        | 169,775                              | ---                         | 184,667                    |
| <b><u>Capitol Police</u></b>              |             |              |                |                                      |                             |                            |
| CAPITOL POLICE PS                         | 08.105      | 3300         | 1,345,640      | 1,224,632                            | ---                         | 121,008                    |
| CAPITOL POLICE E&E                        | 08.105      | 3301         | 666,944        | 633,181                              | ---                         | 33,763                     |
| &   | 15.050      |              |                |                                      |                             |                            |

**State Highway Patrol**

|                           |        |      |           |           |     |         |
|---------------------------|--------|------|-----------|-----------|-----|---------|
| SHP TECHNICAL SERVICE PS  | 08.160 | 0628 | 388,111   | 370,174   | --- | 17,937  |
| SHP ENFORCEMENT PS        | 08.125 | 1134 | 5,636,557 | 5,401,148 | --- | 235,409 |
| SHP ENFORCEMENT E&E       | 08.125 | 1139 | 1,084,997 | 803,633   | --- | 281,364 |
| SHP ACADEMY E&E           | 08.145 | 1146 | 53,260    | 28,361    | --- | 24,899  |
| SHP TECHNICAL SERVICE E&E | 08.160 | 2283 | 289,505   | 195,141   | --- | 94,364  |
| GASOLINE PURCHASE         | 08.130 | 2335 | 144,743   | 133,164   | --- | 11,579  |
| VEHICLE REPLACEMENT       | 08.135 | 2336 | 165,538   | 49,203    | --- | 116,335 |
| SHP ACADEMY PS            | 08.145 | 2338 | 126,328   | 119,268   | --- | 7,060   |
| SHP ENFORCEMENT DRUG E&E  | 08.125 | 2888 | 562,380   | 490,130   | --- | 72,250  |
| CRIME LABS DRUG E&E       | 08.140 | 2889 | 13,800    | 12,526    | --- | 1,274   |
| SHP TECH SVC DRUG E&E     | 08.160 | 2891 | 135,410   | 135,402   | --- | 8       |
| CRIME LABS PS             | 08.140 | 4342 | 1,218,981 | 1,177,421 | --- | 41,560  |
| CRIME LABS E&E            | 08.140 | 4343 | 337,281   | 250,067   | --- | 87,214  |
| FRINGE BENEFITS PS        | 08.115 | 4344 | 3,010,509 | 2,868,280 | --- | 142,229 |
| FRINGE BENEFITS E&E       | 08.115 | 4347 | 278,337   | 261,888   | --- | 16,449  |

**Division of Liquor Control**

|                        |        |      |           |           |     |         |
|------------------------|--------|------|-----------|-----------|-----|---------|
| REFUND UNUSED STICKERS | 08.180 | 1161 | 18,000    | 8,890     | --- | 9,110   |
| LIQUOR CONTROL PS      | 08.175 | 5283 | 2,873,822 | 2,638,289 | --- | 235,533 |
| LIQUOR CONTROL E&E     | 08.175 | 5284 | 666,575   | 416,005   | --- | 250,570 |

**Missouri State Water Patrol**

|                        |        |      |           |           |     |         |
|------------------------|--------|------|-----------|-----------|-----|---------|
| STATE WATER PATROL PS  | 08.170 | 1171 | 4,177,390 | 3,818,219 | --- | 359,171 |
| STATE WATER PATROL E&E | 08.170 | 1175 | 483,751   | 240,519   | --- | 243,232 |
| WATER PATROL DRUG E&E  | 08.170 | 2892 | 42,122    | 8,673     | --- | 33,449  |

**Adjutant General**

|                           |        |      |           |           |     |         |
|---------------------------|--------|------|-----------|-----------|-----|---------|
| ADMIN SUPPORT FED PROJS   | 16.216 | 0417 | 8,231     | 2,384     | --- | 5,847   |
| DC MNGT INSPCTN FEDPROJS  | 16.218 | 0418 | 44,615    | 23,512    | --- | 21,103  |
| SITE EROSION REPAIR       | 16.220 | 0419 | 321       | ---       | --- | 321     |
| LIFESAF DEFICS CORR STAT  | 16.224 | 0426 | 47,114    | 24,500    | --- | 22,614  |
| FIELD SUPPORT FUEL & UTIL | 08.285 | 0978 | 1,276,779 | 1,088,914 | --- | 187,865 |
| CONST NEW ARMORY SEDALIA  | 16.222 | 0991 | 127,540   | 127,540   | --- | ---     |
| A G ADMIN PS              | 08.255 | 1226 | 1,789,608 | 1,355,589 | --- | 434,019 |
| A G ADMIN E&E             | 08.255 | 1228 | 202,878   | 150,111   | --- | 52,767  |
| A G FIELD SUPPORT PS      | 08.285 | 1229 | 874,074   | 731,753   | --- | 142,321 |
| A G FIELD SUPPORT E&E     | 08.285 | 1231 | 329,605   | 249,829   | --- | 79,776  |
| RENOVATE ARMORY           | 16.220 | 1320 | 219,099   | 219,099   | --- | ---     |
| SHOW-ME CHALLENGE E&E     | 08.305 | 2289 | 402,639   | 168,851   | --- | 233,788 |
| DPS SEDALIA ARMORY        | 16.380 | 2484 | 861,906   | 860,793   | --- | 1,113   |
| ADJ GEN DRUG E&E          | 08.255 | 2894 | 57,147    | 26,673    | --- | 30,474  |
| A G AIR SEARCH & RESCUE   | 08.315 | 3984 | 19,449    | 9,768     | --- | 9,681   |
| SHOW-ME CHALLENGE PS      | 08.305 | 4338 | 606,831   | 384,168   | --- | 222,663 |
| CONTRACT SERVICES PS      | 08.300 | 4502 | 557,544   | 458,384   | --- | 99,160  |
| CONTRACT SERVICES E&E     | 08.300 | 4503 | 452,830   | 439,244   | --- | 13,586  |
| TROUPERS TRNG SCHOOL PS   | 08.310 | 4581 | 131,181   | 99,579    | --- | 31,602  |

**STATE OF MISSOURI**  
**SUMMARY OF APPROPRIATION ACTIVITY**  
**GENERAL FUND - GENERAL REVENUE FUNDS**  
**FOR THE APPROPRIATION YEAR 2003**

|                                       | H.B.<br>No. | Appr.<br>No. | Appropriations | Expenditures<br>and<br>Transfers Out | Reappropriations<br>to 2004 | Lapse of<br>Appropriations |
|---------------------------------------|-------------|--------------|----------------|--------------------------------------|-----------------------------|----------------------------|
| ORG MTN CAMP CROWDER                  | 16.206      | 4619         | 63,137         | ---                                  | ---                         | 63,137                     |
| ADJ GEN FED PROJECT ADMIN             | 19.055      | 4892         | 176,807        | 90,186                               | 83,991                      | 2,630                      |
| ADJ GEN REVOLVING ACCOUNT             | 19.060      | 4893         | 185,654        | 167,551                              | 12,833                      | 5,270                      |
| MARYVILLE ARMORY                      | 19.070      | 4895         | 1,370,047      | 1,370,038                            | ---                         | 9                          |
| ROOF REPL MASONARY WALL (Fund 0124)   | 16.208      | 0320         | 27,285         | 20,637                               | 6,648                       | ---                        |
| REPAIR THE ROUTE C TOWER (Fund 0124)  | 16.212      | 0326         | 3,750          | ---                                  | ---                         | 3,750                      |
| EXTERIOR MASONRY WALL (Fund 0124)     | 16.208      | 1142         | 199,574        | ---                                  | ---                         | 199,574                    |
| DRAINAGE TKPT H2OPROOF (Fund 0124)    | 16.208      | 1144         | 253,626        | 239,798                              | 13,827                      | 1                          |
| ROOF REPLACEMENT (Fund 0124)          | 16.208      | 1145         | 85,647         | 48,911                               | 27,343                      | 9,393                      |
| EXTERIOR REPAIRS (Fund 0124)          | 16.208      | 1147         | 21,627         | 21,050                               | ---                         | 577                        |
| ROOF REPLACEMENT (Fund 0124)          | 16.208      | 1149         | 5,692          | 5,692                                | ---                         | ---                        |
| ROOF REPAIRS (Fund 0124)              | 16.208      | 1151         | 56,051         | 56,051                               | ---                         | ---                        |
| REP DOOR EXT RENO HVAC (Fund 0124)    | 16.208      | 1162         | 166,067        | 166,066                              | ---                         | 1                          |
| STRUCTURAL REPAIRS (Fund 0124)        | 16.208      | 1163         | 62,848         | 62,848                               | ---                         | ---                        |
| HVAC RENOVATION AND BOIL (Fund 0124)  | 16.208      | 1164         | 97,280         | ---                                  | 70,000                      | 27,280                     |
| ROOF REPLACEMENT (Fund 0124)          | 16.208      | 1165         | 55,547         | 9,678                                | 45,869                      | ---                        |
| ROOF REPLACEMENT (Fund 0124)          | 16.208      | 1168         | 49,006         | 43,901                               | ---                         | 5,105                      |
| EXTERIOR MASONRY WALL (Fund 0124)     | 16.208      | 1169         | 188,153        | 179,903                              | 8,250                       | ---                        |
| EXTERIOR MASONRY WALL (Fund 0124)     | 16.208      | 1170         | 216,246        | 179,954                              | 36,292                      | ---                        |
| ROOF WINDOWS FLR ELECT (Fund 0124)    | 16.208      | 1174         | 279,042        | 262,808                              | 16,234                      | ---                        |
| HVAC RENOVATION (Fund 0124)           | 16.208      | 1176         | 84,717         | 84,717                               | ---                         | ---                        |
| REPL ROOF REP MASON WALL (Fund 0124)  | 16.208      | 1178         | 677,533        | 441,769                              | 2,076                       | 233,688                    |
| REP ROOF WALLS FLRS (Fund 0124)       | 16.208      | 1181         | 107,338        | 106,848                              | 490                         | ---                        |
| WINDOW REPLACEMENT DRI (Fund 0124)    | 16.208      | 1184         | 114,100        | ---                                  | ---                         | 114,100                    |
| STRUCTURAL EXTERIOR REPA (Fund 0124)  | 16.208      | 1186         | 56,871         | 56,871                               | ---                         | ---                        |
| STRUC REP ROOFS (Fund 0124)           | 16.208      | 1187         | 2,106          | ---                                  | ---                         | 2,106                      |
| REPL ROOF TKPT H2OPROOF (Fund 0124)   | 16.208      | 1188         | 51,109         | 5,195                                | ---                         | 45,914                     |
| DRIVE PARKING LOT REPA (Fund 0124)    | 16.208      | 1189         | 17,056         | 17,056                               | ---                         | ---                        |
| PLUMBING SYSTEM RENOVATI (Fund 0124)  | 16.208      | 1190         | 177,524        | 30,599                               | 146,924                     | 1                          |
| OPERATIONAL M&R (Fund 0124)           | 08.280      | 3403         | 399,881        | 399,816                              | ---                         | 65                         |
| ADJ GEN LIFE SAFETY CODE (Fund 0124)  | 18.140      | 4742         | 210,119        | 178,710                              | 7,178                       | 24,231                     |
| NG ALBANY FLOOR (Fund 0124)           | 18.140      | 4743         | 57,953         | 57,864                               | 88                          | 1                          |
| NG ANDERSON MASONRY WALL (Fund 0124)  | 18.140      | 4744         | 162,684        | 8,804                                | 14,547                      | 139,333                    |
| NG CAPE GIRARDEAU WINDOWS (Fund 0124) | 18.140      | 4745         | 112,647        | 7,662                                | ---                         | 104,985                    |
| NG CARUTHERSVILLE FLOOR (Fund 0124)   | 18.140      | 4746         | 60,084         | ---                                  | ---                         | 60,084                     |
| NG CARUTHERSVILLE REPAIR (Fund 0124)  | 18.140      | 4747         | 90,206         | 25,532                               | 5,712                       | 58,962                     |
| NG CHARLESTON PLUMBING (Fund 0124)    | 18.140      | 4748         | 185,115        | 32,717                               | 6,968                       | 145,430                    |
| NG CHARLESTON WALL REPAIR (Fund 0124) | 18.140      | 4749         | 96,285         | ---                                  | ---                         | 96,285                     |



|                                       |        |      |         |         |         |         |
|---------------------------------------|--------|------|---------|---------|---------|---------|
| NG CLINTON WINDOWS (Fund 0124)        | 18.140 | 4750 | 49,394  | 11,799  | 37,594  | 1       |
| NG DESOTO PARKING LOT (Fund 0124)     | 18.140 | 4751 | 96,870  | 14,286  | ---     | 82,584  |
| NG DONIPHAN EXTERIOR WALL (Fund 0124) | 18.140 | 4752 | 157,201 | 70,891  | 15,244  | 71,066  |
| NG DONIPHAN FLOOR (Fund 0124)         | 18.140 | 4753 | 74,568  | ---     | ---     | 74,568  |
| NG FARMINGTON ASPHALT (Fund 0124)     | 18.140 | 4754 | 77,421  | ---     | ---     | 77,421  |
| NG FULTON WINDOWS (Fund 0124)         | 18.140 | 4755 | 112,546 | ---     | ---     | 112,546 |
| NG HANNIBAL PARKING LOT (Fund 0124)   | 18.140 | 4756 | 97,641  | 6,623   | ---     | 91,018  |
| NG HARRISONVILLE ROOF (Fund 0124)     | 18.140 | 4757 | 157,820 | 12,116  | 145,704 | ---     |
| NG IKE SKELTON USPFO ROOF (Fund 0124) | 18.140 | 4758 | 315,653 | 13,712  | 301,940 | 1       |
| NG INDEPENDENCE RENOVATE (Fund 0124)  | 18.140 | 4759 | 255,674 | 242,155 | 13,519  | ---     |
| NG JACKSON ROOF (Fund 0124)           | 18.140 | 4760 | 143,964 | 123,190 | 20,774  | ---     |
| NG JACKSON WINDOWS (Fund 0124)        | 18.140 | 4761 | 111,521 | 81,350  | 30,170  | 1       |
| NG JEFF CITY ROOF (Fund 0124)         | 18.140 | 4762 | 144,925 | 2,700   | ---     | 142,225 |
| NG KIRKSVILLE HVAC (Fund 0124)        | 18.140 | 4763 | 94,894  | ---     | ---     | 94,894  |
| NG LAMAR HVAC (Fund 0124)             | 18.140 | 4765 | 132,664 | 131,388 | 1,275   | 1       |
| NG MEXICO WINDOWS (Fund 0124)         | 18.140 | 4766 | 51,730  | ---     | ---     | 51,730  |
| NG MOBERLY WINDOWS (Fund 0124)        | 18.140 | 4768 | 88,240  | 5,972   | ---     | 82,268  |
| NG PERRYVILLE ASPHALT (Fund 0124)     | 18.140 | 4769 | 137,159 | 20,638  | ---     | 116,521 |
| NG RICHMOND ROOF (Fund 0124)          | 18.140 | 4770 | 140,557 | 24,954  | 115,603 | ---     |
| NG RICHMOND WINDOWS (Fund 0124)       | 18.140 | 4771 | 50,427  | 1,679   | 48,748  | ---     |
| NG ROLLA WINDOWS (Fund 0124)          | 18.140 | 4776 | 40,482  | ---     | ---     | 40,482  |
| NG SIKESTON RENOVATE (Fund 0124)      | 18.140 | 4777 | 699,547 | 432,148 | 267,398 | 1       |
| NG SPRINGFIELD HVAC (Fund 0124)       | 18.140 | 4778 | 53,571  | 43,058  | 10,512  | 1       |
| NG SPRINGFIELD ROOF (Fund 0124)       | 18.140 | 4779 | 837,584 | 835,147 | 2,437   | ---     |
| NG WARRENSBURG ROOF (Fund 0124)       | 18.140 | 4780 | 274,836 | 186,173 | 88,662  | 1       |

**State Emergency Management Agency**

|                         |        |      |           |           |     |         |
|-------------------------|--------|------|-----------|-----------|-----|---------|
| A G SEMA PS             | 08.320 | 1237 | 1,521,486 | 1,460,216 | --- | 61,270  |
| A G SEMA E&E            | 08.320 | 1241 | 252,970   | 190,613   | --- | 62,357  |
| SEMA GRANT              | 08.330 | 3299 | 3,826,001 | 3,825,990 | --- | 11      |
| LOCAL HAZARD MITIGATION | 08.320 | 4434 | 100,000   | ---       | --- | 100,000 |
| SEMU US&R GRANT         | 08.320 | 5660 | 75,000    | ---       | --- | 75,000  |
| HOMELAND SECURITY       | 08.332 | 5760 | 343,351   | 202,343   | --- | 141,008 |

**Missouri Veterans' Commission**

|                     |        |      |           |           |     |         |
|---------------------|--------|------|-----------|-----------|-----|---------|
| VETERANS HOMES PS   | 08.220 | 2340 | 6,811,310 | 6,264,841 | --- | 546,469 |
| VETERANS HOMES E&E  | 08.220 | 2341 | 341,121   | 137,870   | --- | 203,251 |
| ADMIN & SERVICES PS | 08.215 | 8734 | 1,656,052 | 1,520,576 | --- | 135,476 |
| ADMIN & SERVICE E&E | 08.215 | 8736 | 251,099   | 216,011   | --- | 35,088  |

**DEPARTMENT OF REVENUE**

|               |        |      |         |         |     |         |
|---------------|--------|------|---------|---------|-----|---------|
| MANAGED BY FM | 13.015 | 1059 | 999,426 | 888,365 | --- | 111,061 |
| MANAGED BY FM | 17.224 | 3324 | 295,200 | 209,922 | --- | 85,278  |

**STATE OF MISSOURI  
SUMMARY OF APPROPRIATION ACTIVITY  
GENERAL FUND - GENERAL REVENUE FUNDS  
FOR THE APPROPRIATION YEAR 2003**

|   | H.B.<br>No. | Appr.<br>No. | Appropriations | Expenditures<br>and<br>Transfers Out | Reappropriations<br>to 2004 | Lapse of<br>Appropriations |
|---|-------------|--------------|----------------|--------------------------------------|-----------------------------|----------------------------|
| <b><u>Division of Administration</u></b>            |             |              |                |                                      |                             |                            |
| POSTAGE   | 04.010      | 0075         | 3,212,164      | 2,934,375                            | ---                         | 277,789                    |
| DIV OF ADMINISTRATION PS                            | 04.005      | 1249         | 3,123,558      | 3,026,599                            | ---                         | 96,959                     |
| DIV OF ADMINISTRATION E&E                           | 04.005      | 1253         | 391,586        | 142,421                              | ---                         | 249,165                    |
| DIV OF ADMIN PS/E&E FLEX                            | 04.005      | 5879         | 164,398        | 163,910                              | ---                         | 488                        |
| <b><u>Division of Motor Vehicle and Drivers</u></b> |             |              |                |                                      |                             |                            |
| <b><u>Licensing</u></b>                             |             |              |                |                                      |                             |                            |
| MV/DL CENTRAL OFFICE PS                             | 04.005      | 2752         | 153,838        | 127,479                              | ---                         | 26,359                     |
| MV/DL CENTRAL OFFICE E&E                            | 04.005      | 2753         | 15,746         | 12,996                               | ---                         | 2,750                      |
| MV/DL OFFICE PS/E&E FLEX                            | 04.005      | 5889         | 8,097          | ---                                  | ---                         | 8,097                      |
| <b><u>Division of Motor Vehicle and Drivers</u></b> |             |              |                |                                      |                             |                            |
| <b><u>Licensing - Branch Offices</u></b>            |             |              |                |                                      |                             |                            |
| BRANCH OFFICES PS                                   | 04.005      | 2357         | 42,065         | 40,636                               | ---                         | 1,429                      |
| BRANCH OFFICES E&E                                  | 04.005      | 2358         | 5,011          | 3,285                                | ---                         | 1,726                      |
| BRANCH OFFICE PS/E&E FLEX                           | 04.005      | 5898         | 2,214          | ---                                  | ---                         | 2,214                      |
| <b><u>Division of Taxation</u></b>                  |             |              |                |                                      |                             |                            |
| DELINQUENT COLLECTN FEES                            | 04.095      | 0096         | 2,728,000      | 2,292,034                            | ---                         | 435,966                    |
| GR REFUNDS (REG)                                    | 04.030      | 1243         | 1,160,400,000  | 1,160,193,892                        | ---                         | 206,108                    |
| DIV OF TAXATION PS                                  | 04.005      | 1267         | 23,152,807     | 21,667,932                           | ---                         | 1,484,875                  |
| COUNTY STOCK INSUR TAX                              | 04.055      | 2705         | 150,000        | 150,000                              | ---                         | ---                        |
| MULTISTATE TAX COMM DUES                            | 04.125      | 4461         | 174,701        | 156,811                              | ---                         | 17,890                     |
| DIV OF TAX PS/E&E FLEX                              | 04.005      | 5883         | 1,218,569      | 308,218                              | ---                         | 910,351                    |
| COUNTY FILING FEES                                  | 04.100      | 7024         | 200,000        | 171,635                              | ---                         | 28,365                     |
| DIV OF TAXATION E&E                                 | 04.005      | 8489         | 5,826,607      | 5,057,250                            | ---                         | 769,357                    |
| <b><u>State Tax Commission</u></b>                  |             |              |                |                                      |                             |                            |
| STATE TAX COMMISSION PS                             | 04.025      | 0083         | 2,861,540      | 2,667,139                            | ---                         | 194,401                    |
| ASSESSMENT MAINTENANCE                              | 04.045      | 1044         | 16,218,433     | 16,218,433                           | ---                         | ---                        |
| STATE TAX COMMISSION E&E                            | 04.025      | 2138         | 441,258        | 384,789                              | ---                         | 56,469                     |
| ASSESSOR CERTIFICATION                              | 04.050      | 3091         | 100,800        | 99,225                               | ---                         | 1,575                      |
| <b><u>Missouri Lottery Commission</u></b>           |             |              |                |                                      |                             |                            |
| STATEWIDE HAZARDOUS MAT                             | 16.098      | 0275         | 12             | ---                                  | ---                         | 12                         |
| STATEWIDE ROOF MGMT SYS                             | 16.102      | 0283         | 12             | ---                                  | ---                         | 12                         |
| STATEWIDE MTN REPAIR (Fund 0124)                    | 16.106      | 0288         | 12             | ---                                  | 12                          | ---                        |

|                                       |        |      |    |     |    |     |
|---------------------------------------|--------|------|----|-----|----|-----|
| DC STATEWIDE EMERGENCY (Fund 0124)    | 18.025 | 4677 | 24 | --- | 13 | 11  |
| DC STATEWIDE HAZ MATERIAL (Fund 0124) | 18.030 | 4679 | 24 | --- | 13 | 11  |
| DC STATEWIDE UNPROGRAMMED (Fund 0124) | 18.035 | 4680 | 24 | --- | 13 | 11  |
| DC STATEWIDE ASSESSMENT (Fund 0124)   | 18.050 | 4686 | 24 | --- | 24 | --- |
| DC STATEWIDE M&R (Fund 0124)          | 18.050 | 4687 | 12 | --- | 12 | --- |

**DEPARTMENT OF SOCIAL SERVICES**

|                                       |        |      |            |           |         |           |
|---------------------------------------|--------|------|------------|-----------|---------|-----------|
| STATEWIDE UNPROGRAM REQ               | 16.100 | 0278 | 1          | ---       | ---     | 1         |
| STATEWIDE ROOF MGMT SYS               | 16.102 | 0283 | 2,990      | 2,990     | ---     | ---       |
| SOCIAL SERVICES LEASING               | 13.100 | 1434 | 12,103,781 | 9,742,318 | ---     | 2,361,463 |
| SOCIAL SERVICES LEASING               | 17.232 | 2599 | 395,275    | ---       | 395,275 | ---       |
| LEASE AND/OR STATE OWNED              | 13.017 | 2614 | 1,266,932  | 1,191,700 | ---     | 75,232    |
| GRANDPARENT FOSTER CARE               | 11.140 | 2920 | 7,282,030  | 6,015,068 | ---     | 1,266,962 |
| SOCIAL SERVICES LEASING               | 17.226 | 3312 | 321,772    | ---       | ---     | 321,772   |
| DES IMPRV FACS STWIDE                 | 16.316 | 3359 | 1,048,528  | ---       | ---     | 1,048,528 |
| SYS FURN STR MODS                     | 17.222 | 4515 | 378,417    | 378,417   | ---     | ---       |
| CASE MANAGEMENT CONTRACTS             | 17.200 | 4989 | 37,401     | ---       | ---     | 37,401    |
| CASEY JOBS INSTITUTE                  | 17.200 | 4991 | 7,666      | ---       | ---     | 7,666     |
| WORK FIRST                            | 17.200 | 4997 | 274,338    | ---       | ---     | 274,338   |
| STATEWIDE UNPROGRAM REQ (Fund 0124)   | 16.100 | 0279 | 6,379      | 5,082     | ---     | 1,297     |
| STATEWIDE MTN REPAIR (Fund 0124)      | 16.106 | 0288 | 153,701    | 153,701   | ---     | ---       |
| DGS MAINTENANCE & REPAIR (Fund 0124)  | 11.025 | 3406 | 30,708     | 30,705    | ---     | 3         |
| DYS MAINTENANCE & REPAIR (Fund 0124)  | 11.025 | 3410 | 78,794     | 64,175    | ---     | 14,619    |
| DC STATEWIDE EMERGENCY (Fund 0124)    | 18.025 | 4677 | 24         | ---       | 13      | 11        |
| DC STATEWIDE HAZ MATERIAL (Fund 0124) | 18.030 | 4679 | 24         | ---       | 13      | 11        |
| DC STATEWIDE UNPROGRAMMED (Fund 0124) | 18.035 | 4680 | 5,152      | 5,140     | 12      | ---       |
| DC STATEWIDE ASSESSMENT (Fund 0124)   | 18.050 | 4686 | 24         | ---       | 24      | ---       |
| DC STATEWIDE M&R (Fund 0124)          | 18.050 | 4687 | 12         | ---       | 12      | ---       |
| SOCIAL SERVICES LEASING (Fund 0169)   | 13.100 | 1437 | 317,360    | 14,000    | ---     | 303,360   |
| LEASE AND/OR STATE OWNED (Fund 0169)  | 13.017 | 2857 | 31,663     | 31,663    | ---     | ---       |
| SYS FURN STR MODS (Fund 0169)         | 17.222 | 4518 | 162,959    | 36,999    | ---     | 125,960   |

**Office of the Director**

|                                    |        |      |         |         |     |         |
|------------------------------------|--------|------|---------|---------|-----|---------|
| OFFICE OF DIRECTOR PS              | 11.005 | 4333 | 553,439 | 534,408 | --- | 19,031  |
| OFFICE OF DIRECTOR E&E             | 11.005 | 4334 | 111,525 | 63,945  | --- | 47,580  |
| OFC OF CIVIL RIGHTS PS             | 11.038 | 6007 | 139,906 | 139,906 | --- | ---     |
| OFC OF CIVIL RIGHTS E&E            | 11.038 | 6008 | 25,065  | 8,797   | --- | 16,268  |
| PERSONNEL&LABOR REL PS             | 11.027 | 9948 | 301,009 | 284,579 | --- | 16,430  |
| PERSONNEL&LABOR REL E&E            | 11.027 | 9949 | 23,926  | 13,125  | --- | 10,801  |
| LEGAL AID GRANTS (Fund 0139)       | 11.010 | 5951 | 250,000 | ---     | --- | 250,000 |
| OFFICE OF DIRECTOR PS (Fund 0169)  | 11.005 | 3577 | 41,300  | 41,036  | --- | 264     |
| OFFICE OF DIRECTOR E&E (Fund 0169) | 11.005 | 3590 | 17,300  | 6,749   | --- | 10,551  |

**STATE OF MISSOURI**  
**SUMMARY OF APPROPRIATION ACTIVITY**  
**GENERAL FUND - GENERAL REVENUE FUNDS**  
**FOR THE APPROPRIATION YEAR 2003**

|  | H.B.<br>No. | Appr.<br>No. | Appropriations | Expenditures<br>and<br>Transfers Out | Reappropriations<br>to 2004 | Lapse of<br>Appropriations |
|--|-------------|--------------|----------------|--------------------------------------|-----------------------------|----------------------------|
| <b><u>Division of Budget and Finance</u></b>                   |             |              |                |                                      |                             |                            |
| DELINQUENT CHLIDREN  | 11.035      | 0738         | 4,042,000      | 3,936,843                            | ---                         | 105,157                    |
|  | & 15.070    |              |                |                                      |                             |                            |
| BUDGET & FINANCE PS  | 11.028      | 3314         | 1,816,814      | 1,683,757                            | ---                         | 133,057                    |
| BUDGET & FINANCE E&E   | 11.028      | 3316         | 157,152        | 82,499                               | ---                         | 74,653                     |
| <b><u>Information Services and<br/>Technology Division</u></b> |             |              |                |                                      |                             |                            |
| ISTD PS  | 11.036      | 0139         | 3,626,244      | 3,392,050                            | ---                         | 234,194                    |
| ISTD E&E   | 11.036      | 2129         | 2,879,228      | 2,792,823                            | ---                         | 86,405                     |
| ISTD E&E (Fund 0169)   | 11.036      | 2373         | 2,779,477      | 977,126                              | ---                         | 1,802,351                  |
| ISTD PS (Fund 0169)  | 11.036      | 5065         | 239,938        | 139,922                              | ---                         | 100,016                    |
| <b><u>Division of General Services</u></b>                     |             |              |                |                                      |                             |                            |
| PRINCE HALL  | 18.260      | 5094         | 119,440        | 6,503                                | 112,936                     | 1                          |
| GENERAL SERVICES PS  | 11.037      | 6349         | 1,755,571      | 1,642,267                            | ---                         | 113,304                    |
| GENERAL SERVICES E&E   | 11.037      | 6350         | 734,823        | 473,057                              | ---                         | 261,766                    |
| PRINCE HALL WINDOWS (Fund 0124)                                | 18.260      | 4848         | 164,001        | 3,422                                | 160,578                     | 1                          |
| PRINCE HALL PH1 WINDOWS (Fund 0124)                            | 18.260      | 4849         | 306,286        | 37,396                               | 268,890                     | ---                        |
| PRINCE HALL DAY CARE HVAC (Fund 0124)                          | 18.260      | 4850         | 241,704        | 10,692                               | 8,019                       | 222,993                    |
| PRINCE HALL PH2 HVAC (Fund 0124)                               | 18.260      | 4851         | 506,430        | 416,729                              | 89,701                      | ---                        |
| GENERAL SERVICES PS (Fund 0169)                                | 11.037      | 3591         | 93,689         | 92,981                               | ---                         | 708                        |
| <b><u>Division of Legal Services</u></b>                       |             |              |                |                                      |                             |                            |
| LEGAL SERVICES PS  | 11.038      | 6353         | 1,966,172      | 1,862,790                            | ---                         | 103,382                    |
| LEGAL SERVICES E&E   | 11.038      | 6354         | 300,971        | 105,698                              | ---                         | 195,273                    |
| LEGAL SERVICES PS (Fund 0169)                                  | 11.038      | 2790         | 146,074        | 145,592                              | ---                         | 482                        |
| <b><u>Division of Child Support Enforcement</u></b>            |             |              |                |                                      |                             |                            |
| CSE ADMIN PS   | 11.039      | 1015         | 312,096        | 299,282                              | ---                         | 12,814                     |
| CSE ADMIN E&E  | 11.039      | 1016         | 1,586,227      | 544,362                              | ---                         | 1,041,865                  |
| CSE ADMIN PS (Fund 0169)                                       | 11.039      | 0743         | 7,441,240      | 6,601,346                            | ---                         | 839,894                    |
| CSE ADMIN E&E (Fund 0169)                                      | 11.039      | 0744         | 4,191,866      | 3,847,002                            | ---                         | 344,864                    |
| PRIVATIZATION COLLECTIONS (Fund 0169)                          | 11.050      | 0748         | 510,000        | 194,023                              | ---                         | 315,977                    |
| PARENT'S FAIR SHARE PS (Fund 0169)                             | 11.040      | 1385         | 430,359        | 315,944                              | ---                         | 114,415                    |
| MULTI COUNTY SERVICE CTRS (Fund 0169)                          | 11.045      | 1410         | 653,000        | 589,210                              | ---                         | 63,790                     |
| PARENT'S FAIR SHARE E&E (Fund 0169)                            | 11.040      | 2137         | 731,679        | 6,139                                | ---                         | 725,540                    |
| MACSS (Fund 0169)  | 17.204      | 3310         | 2,896          | ---                                  | ---                         | 2,896                      |

**Division of Family Services**

|                                    |        |      |            |            |     |           |
|------------------------------------|--------|------|------------|------------|-----|-----------|
| RESIDENTIAL TREATMENT SVS          | 11.215 | 0032 | 29,017,862 | 29,017,862 | --- | ---       |
| DOMESTIC VIOLENCE                  | 11.230 | 0766 | 4,300,000  | 3,751,739  | --- | 548,261   |
| CHILD ASSESSMENT CENTERS           | 11.210 | 1386 | 2,375,000  | 2,153,725  | --- | 221,275   |
| GENERAL RELIEF                     | 15.072 | 1402 | 2,885,827  | 2,716,032  | --- | 169,795   |
| ADULT SUPPLEMENTATION              | 11.145 | 1403 | 250,000    | 191,497    | --- | 58,503    |
| SVS FOR VISUALLY IMPAIRED          | 11.200 | 1415 | 1,239,935  | 1,192,537  | --- | 47,398    |
| DFS ADMIN SERVICES PS              | 11.080 | 1456 | 2,279,779  | 2,211,266  | --- | 68,513    |
| DFS ADMIN SERVICES E&E             | 11.080 | 1460 | 519,031    | 87,676     | --- | 431,355   |
| DIRECT CLIENT SUPPORT              | 11.120 | 1730 | 2,000,000  | 306,128    | --- | 1,693,872 |
| CHILDREN'S PROGRAM POOL            | 11.205 | 1735 | 14,947,106 | 14,211,706 | --- | 735,400   |
| & 15.085                           |        |      |            |            |     |           |
| SUPPLEMENTAL NURSING CARE          | 11.150 | 2423 | 25,538,684 | 25,496,511 | --- | 42,173    |
| BLIND ADMIN PS                     | 11.197 | 3401 | 269,833    | 188,790    | --- | 81,043    |
| BLIND ADMIN E&E                    | 11.197 | 3402 | 116,200    | 61,754     | --- | 54,446    |
| STAFF TRAINING E&E                 | 11.105 | 3588 | 1,820,000  | 1,458,288  | --- | 361,712   |
| PURCHASE OF CHILD CARE             | 11.135 | 3592 | 45,939,600 | 44,516,349 | --- | 1,423,251 |
| TEMPORARY ASSISTANCE               | 11.140 | 3596 | 24,200,000 | 16,251,931 | --- | 7,948,069 |
| PSYCHIATRIC DIVERSION              | 11.220 | 3603 | 6,561,278  | 6,561,278  | --- | ---       |
| FOSTER CARE                        | 11.205 | 4856 | 27,205,992 | 27,205,992 | --- | ---       |
| CHILDREN'S TREATMENT SVS           | 11.205 | 4861 | 8,329,815  | 8,328,478  | --- | 1,337     |
| EBT E&E                            | 11.100 | 5255 | 2,443,264  | 1,681,454  | --- | 761,810   |
| COMMUNITY PARTNERSHIP PS           | 11.125 | 5650 | 161,956    | 154,637    | --- | 7,319     |
| COMMUNITY PARTNERSHIP              | 11.125 | 5651 | 4,720,986  | 4,579,356  | --- | 141,630   |
| ADOP/GUARDIANSHIP SUBSIDY          | 11.205 | 5701 | 33,211,515 | 33,211,515 | --- | ---       |
| FIELD SERVICES E&E                 | 11.085 | 5709 | 4,565,261  | 4,334,386  | --- | 230,875   |
| MO MENTORING PARTNERSHIP           | 11.125 | 5823 | 1,200,857  | 861,513    | --- | 339,344   |
| INDEPENDENT LIVING                 | 11.205 | 7559 | 1,777,894  | 1,777,894  | --- | ---       |
| FOOD STAMP TRAINING                | 11.130 | 7657 | 82,000     | 9,540      | --- | 72,460    |
| FIELD SERVICES PS                  | 11.085 | 8784 | 10,996,522 | 9,815,325  | --- | 1,181,197 |
| LINE STAFF PS                      | 11.085 | 8786 | 37,727,830 | 33,871,083 | --- | 3,856,747 |
| FAMIS                              | 11.115 | 9325 | 2,451,822  | 2,378,261  | --- | 73,561    |
| DFS ADMIN SERVICES E&E (Fund 0139) | 11.080 | 4911 | 500,000    | ---        | --- | 500,000   |
| DFS TECHNOLOGY (Fund 0139)         | 21.145 | 5601 | 2,235,101  | 2,107,717  | --- | 127,384   |
| GENERAL RELIEF (Fund 0139)         | 11.152 | 5862 | 5,550,000  | 5,550,000  | --- | ---       |
| EBT E&E (Fund 0139)                | 11.100 | 5923 | 996,505    | 996,097    | --- | 408       |
| COMMUNITY PARTNERSHIPS (Fund 0139) | 11.125 | 5924 | 4,016,201  | 3,895,715  | --- | 120,486   |

**Division of Youth Services**

|                          |        |      |           |           |     |         |
|--------------------------|--------|------|-----------|-----------|-----|---------|
| JUVENILE COURT DIVERSION | 11.300 | 0225 | 5,484,755 | 5,095,629 | --- | 389,126 |
| CONSTRUCT NEW DORM FOR   | 16.324 | 0454 | 91,368    | 28,012    | --- | 63,356  |
| INSTALL EMERGENCY GENERA | 16.326 | 0455 | 149,561   | ---       | --- | 149,561 |
| CONST 15 HI SECUR FENCE  | 16.324 | 1329 | 150,000   | 150,000   | --- | ---     |
| STUDY LIFE SAFETY CODE   | 16.326 | 1330 | 26,709    | ---       | --- | 26,709  |
| ADMIN SERVICES PS        | 11.280 | 1421 | 2,010,264 | 1,853,199 | --- | 157,065 |
| ADMIN SERVICES E&E       | 11.280 | 1422 | 230,757   | 143,774   | --- | 86,983  |

**STATE OF MISSOURI  
SUMMARY OF APPROPRIATION ACTIVITY  
GENERAL FUND - GENERAL REVENUE FUNDS  
FOR THE APPROPRIATION YEAR 2003**

|  | H.B.<br>No. | Appr.<br>No. | Appropriations | Expenditures<br>and<br>Transfers Out | Reappropriations<br>to 2004 | Lapse of<br>Appropriations |
|--|-------------|--------------|----------------|--------------------------------------|-----------------------------|----------------------------|
| YOUTH TREATMENT PRGM PS                    | 11.285      | 1743         | 30,646,683     | 28,929,622                           | ---                         | 1,717,061                  |
| YOUTH TREATMENT PRGM E&E                   | 11.285      | 1744         | 2,743,632      | 1,731,931                            | ---                         | 1,011,701                  |
| ST LOUIS YOUTH SVS FACLTY                  | 16.388      | 2490         | 370,000        | ---                                  | ---                         | 370,000                    |
| IMPRV YOUTH FACILITIES                     | 16.312      | 3831         | 1,023          | ---                                  | ---                         | 1,023                      |
| REPL 8 ROOFS RENO GYM (Fund 0124)          | 16.320      | 0349         | 135,400        | 121,178                              | ---                         | 14,222                     |
| REPAIR RESURFACE AND RE (Fund 0124)        | 16.320      | 1201         | 99,038         | 99,038                               | ---                         | ---                        |
| REPL METAL ROOF GYM (Fund 0124)            | 16.320      | 1202         | 27,808         | ---                                  | ---                         | 27,808                     |
| CAMP AVERY MULTI BLDG PH1 (Fund 0124)      | 18.245      | 4840         | 75,007         | 24,144                               | ---                         | 50,863                     |
| CAMP AVERY MULTI BLDG PH2 (Fund 0124)      | 18.245      | 4841         | 177,032        | ---                                  | ---                         | 177,032                    |
| WAVERLY REPAIR DRAINAGE (Fund 0124)        | 18.250      | 4842         | 74,770         | 58,921                               | ---                         | 15,849                     |
| HOGAN STREET HVAC (Fund 0124)              | 18.250      | 4843         | 61,890         | 58,049                               | 3,840                       | 1                          |
| MO HILLS ADMIN ROOF (Fund 0124)            | 18.250      | 4844         | 126,006        | 97,079                               | 28,927                      | ---                        |
| MO HILLS COTTAGES ROOF (Fund 0124)         | 18.250      | 4845         | 169,856        | 3,560                                | 166,296                     | ---                        |
| DYS STATEWIDE LIFE SAFETY (Fund 0124)      | 18.255      | 4846         | 1,879,632      | 40,259                               | ---                         | 1,839,373                  |
| <b><u>Division of Medical Services</u></b> |             |              |                |                                      |                             |                            |
| WOMEN & MINORITY OUTREACH                  | 11.400      | 1389         | 750,000        | 428,920                              | ---                         | 321,080                    |
| HOSPITAL CARE                              | 11.475      | 1432         | 16,146,080     | 16,146,080                           | ---                         | ---                        |
| MEDICAID SUPP POOL                         | 15.090      | 1433         | 57,527,848     | 57,519,007                           | ---                         | 8,841                      |
| INFORMATION SYSTEMS                        | 11.415      | 1438         | 6,140,308      | 5,956,099                            | ---                         | 184,209                    |
| MANAGED CARE                               | 11.470      | 1783         | 87,954,600     | 87,954,600                           | ---                         | ---                        |
| PHARMACY                                   | 11.425      | 2525         | 205,915,571    | 205,915,571                          | ---                         | ---                        |
| MEDICAL SVS ADMIN E&E                      | 17.212      | 2593         | 1,822          | ---                                  | ---                         | 1,822                      |
| DENTAL                                     | 17.214      | 2595         | 42,889         | ---                                  | ---                         | 42,889                     |
| CHILDREN'S HLTH INS PRGM                   | 11.490      | 2866         | 11,923,909     | 10,807,418                           | ---                         | 1,116,491                  |
| MC+ ENROLLMENT                             | 11.420      | 3715         | 109,586        | 106,298                              | ---                         | 3,288                      |
| HEALTH CARE ACCESS                         | 11.485      | 4511         | 616,935        | 370,160                              | ---                         | 246,775                    |
| HEALTH & SENIOR SERVICES                   | 11.535      | 5841         | 1,000,000      | 666,585                              | ---                         | 333,415                    |
| NON-EMERGENCY TRANSPORT                    | 11.465      | 5928         | 7,762,000      | 7,762,000                            | ---                         | ---                        |
| MEDICAL SVS ADMIN PS                       | 11.390      | 6376         | 4,119,512      | 3,505,924                            | ---                         | 613,588                    |
| MEDICAL SVS ADMIN E&E                      | 11.390      | 6377         | 4,544,447      | 4,247,585                            | ---                         | 296,862                    |
| OPERATION INFO SYS CHGS                    | 17.210      | 6380         | 2,427,406      | 874,932                              | 1,552,474                   | ---                        |
| STATE MEDICAL                              | 11.540      | 6382         | 22,020,970     | 22,020,970                           | ---                         | ---                        |
| NURSING FACILITIES                         | 11.455      | 6472         | 77,579,342     | 77,579,168                           | ---                         | 174                        |
| PHYSICIANS                                 | 11.440      | 8196         | 95,106,559     | 95,101,809                           | ---                         | 4,750                      |
| DENTAL                                     | 11.445      | 8198         | 4,253,117      | 4,252,725                            | ---                         | 392                        |
| PREMIUM PAYMENTS                           | 11.450      | 8200         | 28,175,832     | 28,175,314                           | ---                         | 518                        |
| HOME & COMM BASED SVS                      | 11.455      | 8202         | 101,710,172    | 101,706,145                          | ---                         | 4,027                      |
| REHAB & SPECIALTY SVS                      | 11.465      | 8204         | 35,976,674     | 35,976,532                           | ---                         | 142                        |

|                                       |          |      |             |             |         |            |
|---------------------------------------|----------|------|-------------|-------------|---------|------------|
| HOSPITAL CARE (Fund 0108)             | 11.475   | 0048 | 52,300,000  | 52,299,926  | ---     | 74         |
| MEDICAID SUPP POOL (Fund 0108)        | 15.090   | 0237 | 3,279,406   | 3,279,406   | ---     | ---        |
| NURSING FACILITIES (Fund 0108)        | 11.455   | 0779 | 35,600,000  | 35,600,000  | ---     | ---        |
| MANAGED CARE (Fund 0139)              | 11.470   | 3420 | 23,213,610  | 23,213,610  | ---     | ---        |
| HEALTH CARE ACCESS (Fund 0139)        | 11.485   | 3421 | 1,377,285   | 670,187     | ---     | 707,098    |
| MEDICAID SUPP POOL (Fund 0139)        | 11.545   | 3424 | 66,920,206  | 66,879,381  | ---     | 40,825     |
|                                       | & 15.090 |      |             |             |         |            |
| HOME & COMM BASED SVS (Fund 0139)     | 11.455   | 3428 | 700,000     | 700,000     | ---     | ---        |
| NURSING HOMES (Fund 0139)             | 11.460   | 3905 | 2,181,806   | 2,112,865   | ---     | 68,941     |
| NURSING FACILITIES (Fund 0139)        | 11.455   | 4873 | 45,057,297  | 45,057,297  | ---     | ---        |
| MEDICAL SVS ADMIN E&E (Fund 0139)     | 11.390   | 4927 | 37,142      | 34,171      | ---     | 2,971      |
| HIGH MEDICAID VOLUME (Fund 0139)      | 11.460   | 5178 | 1,537,169   | 1,491,054   | ---     | 46,115     |
| MINIMUM PER DIEM (Fund 0139)          | 11.460   | 5180 | 782,985     | 759,495     | ---     | 23,490     |
| MEDICAL SVS ADMIN E&E (Fund 0139)     | 21.155   | 5603 | 875,000     | 467,459     | 407,541 | ---        |
| STATE MEDICAL (Fund 0139)             | 11.540   | 5865 | 10,000,000  | 10,000,000  | ---     | ---        |
| FQHC DISTRIBUTION (Fund 0139)         | 11.477   | 5930 | 3,000,000   | 2,683,958   | ---     | 316,042    |
| MANAGED CARE (Fund 0142)              | 11.470   | 0198 | 116,112,906 | 116,112,906 | ---     | ---        |
| MEDICAID SUPP POOL (Fund 0142)        | 15.090   | 0214 | 4,622,430   | 4,622,430   | ---     | ---        |
| HOSPITAL CARE (Fund 0142)             | 11.475   | 0776 | 115,735,959 | 105,970,515 | ---     | 9,765,444  |
| FED REIMB ALLOWANCE (Fund 0142)       | 11.480   | 0778 | 62,000,000  | ---         | ---     | 62,000,000 |
| FRA FEDERAL (Fund 0142)               | 11.480   | 1605 | 421,000,000 | 400,661,392 | ---     | 20,338,608 |
| HEALTH CARE ACCESS (Fund 0142)        | 11.485   | 2531 | 5,351,135   | 637,386     | ---     | 4,713,749  |
| CHILDREN'S HLTH INS PRGM (Fund 0142)  | 11.490   | 2868 | 8,300,000   | 8,300,000   | ---     | ---        |
| MEDICAID REVENUE UNIT PS (Fund 0142)  | 11.405   | 5050 | 81,000      | 58,435      | ---     | 22,565     |
| MEDICAID REVENUE UNIT E&E (Fund 0142) | 11.405   | 5051 | 8,286       | 4,818       | ---     | 3,468      |
| PHARMACY (Fund 0144)                  | 11.425   | 5586 | 54,255,870  | 47,732,018  | ---     | 6,523,852  |
| HEALTH CARE ACCESS (Fund 0144)        | 11.485   | 5724 | 89,128      | ---         | ---     | 89,128     |
| CHILDREN'S HLTH INS PRGM (Fund 0144)  | 11.490   | 5725 | 201,394     | ---         | ---     | 201,394    |
| STATE MEDICAL (Fund 0144)             | 11.540   | 5726 | 846,090     | 846,090     | ---     | ---        |
| NFRA FEDERAL (Fund 0196)              | 11.525   | 1606 | 181,607,000 | 180,292,169 | ---     | 1,314,831  |
| NURSING FAC FED REIMB AL (Fund 0196)  | 11.525   | 1789 | 33,393,000  | ---         | ---     | 33,393,000 |
| NURSING FACILITIES (Fund 0196)        | 11.455   | 5654 | 7,000,000   | ---         | ---     | 7,000,000  |
| MEDICAID SUPP POOL (Fund 0196)        | 15.090   | 6645 | 1,253,784   | 1,253,784   | ---     | ---        |

**Division of Aging**

|                         |        |      |         |         |     |       |
|-------------------------|--------|------|---------|---------|-----|-------|
| LEASE/STATE OWNED AGING | 13.017 | 6022 | 43,625  | 41,079  | --- | 2,546 |
| AGING LEASING           | 13.100 | 6025 | 593,135 | 586,318 | --- | 6,817 |

**DEPARTMENT OF CORRECTIONS**

|                           |        |      |            |            |     |           |
|---------------------------|--------|------|------------|------------|-----|-----------|
| STATEWIDE HAZARDOUS MAT   | 16.098 | 0275 | 34,983     | 34,971     | --- | 12        |
| STATEWIDE UNPROGRAM REQ   | 16.100 | 0278 | 33,928     | 33,928     | --- | ---       |
| STATEWIDE ROOF MGMT SYS   | 16.102 | 0283 | 19,322     | 19,322     | --- | ---       |
| POPULATION GROWTH POOL PS | 09.070 | 1053 | 25,904,505 | 21,586,198 | --- | 4,318,307 |
| SECURITY POOL             | 09.055 | 1356 | 749,151    | 726,104    | --- | 23,047    |
| VEHICLE REPLACEMENT       | 09.055 | 1357 | 1          | ---        | --- | 1         |
| INMATE CLOTHING           | 09.055 | 1367 | 2,050,000  | 1,943,058  | --- | 106,942   |

**STATE OF MISSOURI**  
**SUMMARY OF APPROPRIATION ACTIVITY**  
**GENERAL FUND - GENERAL REVENUE FUNDS**  
**FOR THE APPROPRIATION YEAR 2003**

|                                       | H.B.<br>No. | Appr.<br>No. | Appropriations | Expenditures<br>and<br>Transfers Out | Reappropriations<br>to 2004 | Lapse of<br>Appropriations |
|---------------------------------------|-------------|--------------|----------------|--------------------------------------|-----------------------------|----------------------------|
| INSTITUT COMM PURCHASES               | 09.055      | 1368         | 1,593,924      | 1,546,108                            | ---                         | 47,816                     |
| JOBS SUBSTANCE ABUSE PS               | 09.410      | 1373         | 3,504,919      | 3,504,862                            | ---                         | 57                         |
| JOBS ACADEMIC ED E&E                  | 09.410      | 1374         | 185,566        | ---                                  | ---                         | 185,566                    |
| JOBS SUBSTANCE ABUSE E&E              | 09.410      | 1453         | 5,395,286      | 5,016,680                            | ---                         | 378,606                    |
| JOBS VOCATIONAL ED E&E                | 09.410      | 1454         | 100,243        | 72,353                               | ---                         | 27,890                     |
| JOBS TOXICOLOGY E&E                   | 09.410      | 1458         | 961,969        | 707,485                              | ---                         | 254,484                    |
| DES PURCH L P COR FAC                 | 16.228      | 2210         | 165,078        | 153,512                              | ---                         | 11,566                     |
| MEDICAL SERVICES E&E                  | 09.406      | 2778         | 77,552,136     | 76,107,856                           | ---                         | 1,444,280                  |
| & 15.060                              |             |              |                |                                      |                             |                            |
| MEDICAL EQUIPMENT E&E                 | 09.408      | 2782         | 244,000        | 191,866                              | ---                         | 52,134                     |
| CORRECTIONS LEASING                   | 13.075      | 3162         | 1,136,588      | 978,821                              | ---                         | 157,767                    |
| IMPRV COR FAC LEVEE REP               | 16.230      | 3340         | 3,084,326      | 73,946                               | ---                         | 3,010,380                  |
| JOBS ACADEMIC ED PS                   | 09.410      | 3742         | 8,377,223      | 6,318,525                            | ---                         | 2,058,698                  |
| JOBS ACADEMIC ED E&E                  | 09.410      | 3743         | 4,305,577      | 3,753,518                            | ---                         | 552,059                    |
| JOBS ACADEMIC ED HOUR PS              | 09.410      | 3744         | 200,956        | 22,403                               | ---                         | 178,553                    |
| MTN IMPRVMT ADULTS INST               | 16.232      | 3785         | 204,408        | 127,546                              | ---                         | 76,862                     |
| MTN IMPRVMT ADULTS INST               | 16.234      | 3786         | 268,528        | 173,403                              | ---                         | 95,125                     |
| DES IMPRVMT FACS STWIDE               | 16.238      | 3823         | 1,638,371      | 529,192                              | ---                         | 1,109,179                  |
| FUEL AND UTILITIES                    | 09.030      | 4280         | 20,351,796     | 20,351,187                           | ---                         | 609                        |
| FOOD PURCHASES                        | 09.040      | 4286         | 24,365,372     | 23,214,000                           | ---                         | 1,151,372                  |
| PRISON STARTUP COSTS                  | 17.196      | 4642         | 138,929        | ---                                  | ---                         | 138,929                    |
| POPULATION GRWTH POOL E&E             | 09.070      | 5173         | 13,993,805     | 13,767,647                           | ---                         | 226,158                    |
| WAGE & DISCHARGE COSTS                | 09.045      | 5514         | 4,407,194      | 3,627,157                            | ---                         | 780,037                    |
| TELECOMMUNICATIONS                    | 09.035      | 5680         | 2,837,118      | 2,768,345                            | ---                         | 68,773                     |
| COMP TIME PAYMENTS                    | 09.200      | 5964         | 3,300,000      | 2,943,976                            | ---                         | 356,024                    |
| MEDICAL SERVICES PS                   | 09.406      | 5965         | 3,959,663      | 2,399,041                            | ---                         | 1,560,622                  |
| INSTITUTIONAL E&E POOL                | 09.055      | 9860         | 13,993,799     | 13,334,072                           | ---                         | 659,727                    |
| STATEWIDE EMERGENCY REQ (Fund 0124)   | 16.096      | 0266         | 1              | ---                                  | ---                         | 1                          |
| STATEWIDE HAZARDOUS MAT (Fund 0124)   | 16.098      | 0277         | 34,999         | 27,784                               | ---                         | 7,215                      |
| STATEWIDE UNPROGRAM REQ (Fund 0124)   | 16.100      | 0279         | 25,323         | 25,323                               | ---                         | ---                        |
| STATEWIDE ROOF MGMT SYS (Fund 0124)   | 16.102      | 0284         | 24,363         | ---                                  | ---                         | 24,363                     |
| STATEWIDE MTN REPAIR (Fund 0124)      | 16.106      | 0288         | 530,285        | 348,866                              | 143,185                     | 38,234                     |
| OPERATIONAL M&R (Fund 0124)           | 09.060      | 3404         | 1,218,750      | 1,213,942                            | ---                         | 4,808                      |
| DC STATEWIDE EMERGENCY (Fund 0124)    | 18.025      | 4677         | 24             | ---                                  | 13                          | 11                         |
| DC STATEWIDE HAZ MATERIAL (Fund 0124) | 18.030      | 4679         | 41,155         | 5,852                                | 35,302                      | 1                          |
| DC STATEWIDE UNPROGRAMMED (Fund 0124) | 18.035      | 4680         | 7,765          | 7,765                                | ---                         | ---                        |
| DC STATEWIDE ROOF (Fund 0124)         | 18.040      | 4684         | 20,235         | 19,401                               | 834                         | ---                        |
| DC STATEWIDE ASSESSMENT (Fund 0124)   | 18.050      | 4686         | 24             | ---                                  | 24                          | ---                        |
| DC STATEWIDE M&R (Fund 0124)          | 18.050      | 4687         | 12             | ---                                  | 12                          | ---                        |



**Office of the Director**

|                           |        |      |           |           |     |         |
|---------------------------|--------|------|-----------|-----------|-----|---------|
| GENERAL SERVICES PS       | 09.010 | 2773 | 2,325,920 | 2,079,802 | --- | 246,118 |
| GENERAL SERVICES E&E      | 09.010 | 2774 | 577,602   | 548,713   | --- | 28,889  |
| OD STAFF PS               | 09.005 | 4774 | 2,575,657 | 2,562,207 | --- | 13,450  |
| OD STAFF E&E              | 09.005 | 4775 | 202,686   | 140,537   | --- | 62,149  |
| REENTRY PROGRAM PS        | 09.005 | 5955 | 105,000   | ---       | --- | 105,000 |
| REENTRY PROGRAM E&E       | 09.005 | 5956 | 15,000    | ---       | --- | 15,000  |
| REENTRY PROGRAM CONTRACTS | 09.005 | 5957 | 400,000   | ---       | --- | 400,000 |
| INFORMATION SYSTEMS PS    | 09.020 | 8104 | 2,358,291 | 2,282,436 | --- | 75,855  |
| INFORMATION SYSTEMS E&E   | 09.020 | 8105 | 4,527,337 | 4,044,383 | --- | 482,954 |

**Division of Human Services**

|                          |        |      |           |           |     |         |
|--------------------------|--------|------|-----------|-----------|-----|---------|
| DHS STAFF PS             | 09.100 | 1512 | 4,819,187 | 4,544,847 | --- | 274,340 |
| DHS STAFF E&E            | 09.100 | 1514 | 365,806   | 317,706   | --- | 48,100  |
| EMPLOYEE HEALTH & SAFETY | 09.110 | 1658 | 414,367   | 412,673   | --- | 1,694   |
| STAFF TRAINING           | 09.105 | 6024 | 1,725,207 | 1,627,350 | --- | 97,857  |

**Division of Offender Rehabilitative Services**

|                |        |      |           |           |     |         |
|----------------|--------|------|-----------|-----------|-----|---------|
| DORS STAFF PS  | 09.400 | 6097 | 2,095,970 | 1,693,965 | --- | 402,005 |
| DORS STAFF E&E | 09.400 | 6098 | 90,443    | 59,357    | --- | 31,086  |

**Division of Adult Institutions**

|                           |        |      |            |            |         |           |
|---------------------------|--------|------|------------|------------|---------|-----------|
| FIRESAFET IMPRV ENTERP    | 16.254 | 0430 | 441,195    | 9,302      | ---     | 431,893   |
| CONST SALLYPORT OZARK     | 16.262 | 0435 | 321,084    | 251,913    | ---     | 69,171    |
| EASTERN R&D CORR CTR PS   | 09.310 | 0673 | 77,352     | 72,473     | ---     | 4,879     |
| SOUTH CENTRL CORR CTR PS  | 09.325 | 1973 | 10,912,802 | 10,109,641 | ---     | 803,161   |
| FARMINGTON BOOTCAMP PS    | 09.255 | 2308 | 530,315    | 464,066    | ---     | 66,249    |
| FARMINGTON BOOTCAMP E&E   | 09.255 | 2309 | 133,836    | 120,727    | ---     | 13,109    |
| WESTERN R&D CORR CTR PS   | 09.290 | 2312 | 14,984,441 | 14,156,098 | ---     | 828,343   |
| MARYVILLE TREATMT CENTER  | 09.295 | 2639 | 6,291,454  | 5,754,518  | ---     | 536,936   |
| PUBLIC SCHOOL RETIREMENT  | 09.065 | 2784 | 1,792      | ---        | ---     | 1,792     |
| CRCC CAMERON SEWER SYSTEM | 16.270 | 3326 | 1,178,960  | 905,360    | ---     | 273,600   |
| CROSSROADS CORR CTR       | 09.300 | 3740 | 10,326,412 | 9,562,119  | ---     | 764,293   |
| DOC STWIDE PRISON CONST   | 16.236 | 3820 | 990,131    | 112,782    | 712,913 | 164,436   |
| MISSOURI EASTERN CORR CTR | 09.235 | 4069 | 6,838,593  | 5,955,469  | ---     | 883,124   |
| NORTHEAST CORR CTR        | 09.305 | 4127 | 14,133,375 | 13,278,181 | ---     | 855,194   |
| CHILLICOTHE CORR CTR      | 09.240 | 4276 | 3,962,955  | 3,768,999  | ---     | 193,956   |
| JEFFERSON CITY CORR CTR   | 09.205 | 4290 | 17,477,810 | 15,913,186 | ---     | 1,564,624 |
| CENTRAL MISSOURI CORR CTR | 09.210 | 4292 | 7,748,855  | 6,984,375  | ---     | 764,480   |
| WOMENS EASTERN R&D        | 09.215 | 4294 | 10,765,736 | 10,282,304 | ---     | 483,432   |
| OZARK CORR CTR            | 09.220 | 4296 | 4,324,122  | 4,084,136  | ---     | 239,986   |
| TIPTON CORR CTR           | 09.275 | 4298 | 10,083,518 | 9,555,964  | ---     | 527,554   |
| MOBERLY CORR CTR          | 09.225 | 4300 | 10,431,159 | 9,899,110  | ---     | 532,049   |
| ALGOA CORR CTR            | 09.230 | 4302 | 8,113,946  | 7,734,287  | ---     | 379,659   |
| LEASE PUR REPL JCCC       | 16.240 | 4431 | 574,051    | 440,464    | ---     | 133,587   |

**STATE OF MISSOURI**  
**SUMMARY OF APPROPRIATION ACTIVITY**  
**GENERAL FUND - GENERAL REVENUE FUNDS**  
**FOR THE APPROPRIATION YEAR 2003**

|                                       | H.B.<br>No. | Appr.<br>No. | Appropriations | Expenditures<br>and<br>Transfers Out | Reappropriations<br>to 2004 | Lapse of<br>Appropriations |
|---------------------------------------|-------------|--------------|----------------|--------------------------------------|-----------------------------|----------------------------|
| DAI STAFF PS                          | 09.200      | 4783         | 1,968,394      | 1,665,552                            | ---                         | 302,842                    |
| DAI STAFF E&E                         | 09.200      | 4786         | 212,796        | 181,581                              | ---                         | 31,215                     |
| ST LOUIS COMM RELEASE CTR             | 09.505      | 4795         | 3,654,518      | 3,302,626                            | ---                         | 351,892                    |
| KC COMM RELEASE CTR                   | 09.510      | 4797         | 2,226,678      | 1,933,301                            | ---                         | 293,377                    |
| BOONVILLE CORR CTR                    | 09.245      | 5260         | 8,042,710      | 7,618,695                            | ---                         | 424,015                    |
| FARMINGTON CORR CTR                   | 09.250      | 6284         | 14,417,537     | 13,610,223                           | ---                         | 807,314                    |
| FARMINGTON CORR BPB PS                | 09.251      | 6788         | 1,216,390      | 1,127,913                            | ---                         | 88,477                     |
| FARMINGTON CORR BPB E&E               | 09.251      | 6789         | 175,547        | 169,777                              | ---                         | 5,770                      |
| FULTON RCP & DGN CORR CTR             | 09.270      | 7052         | 8,294,111      | 8,294,102                            | ---                         | 9                          |
| FULTON R&D CORR BPB PS                | 09.271      | 7508         | 568,545        | 529,277                              | ---                         | 39,268                     |
| FULTON R&D CORR BPB E&E               | 09.271      | 7528         | 48,533         | 25,634                               | ---                         | 22,899                     |
| WESTERN MO CORR CTR                   | 09.260      | 8113         | 13,945,828     | 13,527,434                           | ---                         | 418,394                    |
| POTOSI CORR CTR                       | 09.265      | 8115         | 9,035,391      | 8,684,863                            | ---                         | 350,528                    |
| FUEL AND UTILITIES/BPB                | 09.031      | 8417         | 2,568,750      | 2,568,741                            | ---                         | 9                          |
| REPL BOILERS REP VOLTG (Fund 0124)    | 16.242      | 0327         | 146,529        | ---                                  | ---                         | 146,529                    |
| PHASE II REPLACEMENT (Fund 0124)      | 16.244      | 0328         | 2,121,209      | 2,104,717                            | ---                         | 16,492                     |
| REPLACE MAIN ELECTRICAL (Fund 0124)   | 16.248      | 0331         | 71             | ---                                  | ---                         | 71                         |
| REPLACE BOILERS (Fund 0124)           | 16.250      | 0333         | 120,082        | 68,424                               | ---                         | 51,658                     |
| REP REPL BUILDING (Fund 0124)         | 16.246      | 1191         | 180,676        | 176,516                              | ---                         | 4,160                      |
| PHASE II REPLACEMENT OF (Fund 0124)   | 16.248      | 1192         | 390,886        | 19,800                               | ---                         | 371,086                    |
| ACC ELECTRICAL STUDY (Fund 0124)      | 18.150      | 4782         | 54,457         | 4,155                                | 50,301                      | 1                          |
| ACC NEW ELECTRIC SWITCHES (Fund 0124) | 18.150      | 4784         | 81,686         | 20,799                               | 60,886                      | 1                          |
| ACC PERIMETER ALARMS (Fund 0124)      | 18.150      | 4785         | 447,647        | 301,995                              | 145,652                     | ---                        |
| ACC REPLACE STEAM LINES (Fund 0124)   | 18.150      | 4787         | 811,523        | 78,180                               | 35,695                      | 697,648                    |
| CMCC REPAIR LAGOON (Fund 0124)        | 18.155      | 4788         | 958,697        | 69,472                               | ---                         | 889,225                    |
| CCC BOILER REPAIR (Fund 0124)         | 18.160      | 4789         | 1,131,439      | 1,129,826                            | ---                         | 1,613                      |
| CCC UNITS 1-3-5 ROOFS (Fund 0124)     | 18.160      | 4790         | 338,581        | 44,590                               | ---                         | 293,991                    |
| FCC NEW BOILERS (Fund 0124)           | 18.165      | 4791         | 2,446,905      | 999,948                              | 80,777                      | 1,366,180                  |
| FCC REPLACE ROOFS (Fund 0124)         | 18.165      | 4792         | 2,531,159      | 2,080,065                            | 451,093                     | 1                          |
| MECC CONTROL CONSOLE (Fund 0124)      | 18.170      | 4793         | 41,202         | 39,477                               | 1,725                       | ---                        |
| MECC REPLACE ALARM SYSTEM (Fund 0124) | 18.170      | 4794         | 528,667        | 312,829                              | 215,837                     | 1                          |
| MECC UNITS CONTROL PANELS (Fund 0124) | 18.170      | 4796         | 577,788        | 4,309                                | 573,478                     | 1                          |
| MCC BOILER HOUSE ROOF (Fund 0124)     | 18.175      | 4798         | 120,847        | 32,828                               | ---                         | 88,019                     |
| MCC FOOD SVC BLDG ROOF (Fund 0124)    | 18.175      | 4799         | 889,185        | 76,287                               | ---                         | 812,898                    |
| MCC REPAIR LAGOON (Fund 0124)         | 18.175      | 4800         | 1,125,120      | 491,363                              | 633,756                     | 1                          |
| MCC REPLACE HEAT SYSTEM (Fund 0124)   | 18.175      | 4801         | 3,724,445      | 213,256                              | 99,881                      | 3,411,308                  |
| OCC REMOVE STEAM LINES (Fund 0124)    | 18.180      | 4802         | 229,837        | 220,920                              | ---                         | 8,917                      |
| OCC SANITIZE WATER TOWER (Fund 0124)  | 18.180      | 4803         | 150,904        | 70,768                               | ---                         | 80,136                     |
| WRDCC REPLACE BOILER (Fund 0124)      | 18.185      | 4804         | 2,366,988      | 1,725,370                            | 441,618                     | 200,000                    |

**Division of Probation and Parole**

|                          |        |      |                      |                      |                   |                    |
|--------------------------|--------|------|----------------------|----------------------|-------------------|--------------------|
| BD OF PROBATION & PAROLE | 13.085 | 1112 | 7,254,784            | 5,994,806            | ---               | 1,259,978          |
| COMM SENTENCING ALLOWANC | 09.515 | 1459 | 93,008               | 58,299               | ---               | 34,709             |
| RESIDENTIAL TRTMNT FAC   | 09.515 | 1463 | 2,007,651            | 2,007,649            | ---               | 2                  |
| COMMUNITY TREATMNT       | 09.515 | 1464 | 732,402              | 687,404              | ---               | 44,998             |
| DOC COMMAND CENTER E&E   | 09.515 | 1465 | 4,359                | 275                  | ---               | 4,084              |
| P&P STAFF PS             | 09.500 | 1738 | 56,659,780           | 53,927,305           | ---               | 2,732,475          |
| P&P STAFF E&E            | 09.500 | 1742 | 5,986,485            | 5,537,235            | ---               | 449,250            |
| LEASE AND/OR STATE OWNED | 13.017 | 2614 | 715,211              | 147,202              | ---               | 568,009            |
| DOC COMMAND CENTER PS    | 09.515 | 2646 | 345,475              | 314,623              | ---               | 30,852             |
| LOCAL SENTENCING INTIAT  | 09.515 | 3746 | 3,328,500            | 2,847,630            | ---               | 480,870            |
| ELECTRONIC MONITORING    | 09.515 | 9715 | 406,911              | 394,704              | ---               | 12,207             |
|                          |        |      | <u>6,834,172,648</u> | <u>6,179,763,698</u> | <u>67,770,289</u> | <u>586,638,661</u> |
| Subtotals                |        |      |                      |                      |                   |                    |

**Appropriated Transfers Out To:**

|  |        |      |            |            |     |           |
|--|--------|------|------------|------------|-----|-----------|
| Fourth State Building Bond and Interest -<br>Series A 2002 Fund (0202)   | 01.025 | T001 | 10,798,637 | 10,621,447 | --- | 177,190   |
| Fourth State Building Bond and Interest -<br>Series A 1995 Fund (0240)   | 01.025 | T001 | 1,508,051  | 1,483,306  | --- | 24,745    |
| Fourth State Building Bond and Interest -<br>Series A 1996 Fund (0241)   | 01.025 | T001 | 2,863,695  | 2,816,706  | --- | 46,989    |
| Fourth State Building Bond and Interest -<br>Series A 1998 Fund (0242)   | 01.025 | T001 | 3,418,438  | 3,362,346  | --- | 56,092    |
| Water Pollution Control Bond and Interest -<br>Series B 1992 Fund (0225) | 01.035 | T002 | 1,146,936  | 906,288    | --- | 240,648   |
| Water Pollution Control Bond and Interest -<br>Series A 1992 Fund (0226) | 01.035 | T002 | 903,285    | 713,760    | --- | 189,525   |
| Water Pollution Control Bond and Interest -<br>Series A 1993 Fund (0228) | 01.035 | T002 | 696,786    | 550,588    | --- | 146,198   |
| Water Pollution Control Bond and Interest -<br>Series B 1993 Fund (0229) | 01.035 | T002 | 4,992,502  | 3,944,986  | --- | 1,047,516 |
| Water Pollution Control Bond and Interest -<br>Series A 2002 Fund (0231) | 01.035 | T002 | 3,300,002  | 2,607,603  | --- | 692,399   |
| Water Pollution Control Bond and Interest -<br>Series A 1995 Fund (0235) | 01.035 | T002 | 750,956    | 593,392    | --- | 157,564   |
| Water Pollution Control Bond and Interest -<br>Series A 1996 Fund (0236) | 01.035 | T002 | 995,615    | 786,717    | --- | 208,898   |
| Water Pollution Control Bond and Interest -<br>Series A 1998 Fund (0237) | 01.035 | T002 | 2,974,499  | 2,350,396  | --- | 624,103   |
| Water Pollution Control Bond and Interest -<br>Series A 1999 Fund (0238) | 01.035 | T002 | 1,200,165  | 948,349    | --- | 251,816   |
| Water Pollution Control Bond and Interest -<br>Series A 2001 Fund (0244) | 01.035 | T002 | 1,769,254  | 1,398,033  | --- | 371,221   |

**STATE OF MISSOURI**  
**SUMMARY OF APPROPRIATION ACTIVITY**  
**GENERAL FUND - GENERAL REVENUE FUNDS**  
**FOR THE APPROPRIATION YEAR 2003**

|   | H.B.<br>No. | Appr.<br>No. | Appropriations | Expenditures<br>and<br>Transfers Out | Reappropriations<br>to 2004 | Lapse of<br>Appropriations |
|---|-------------|--------------|----------------|--------------------------------------|-----------------------------|----------------------------|
| Stormwater Control Bond and Interest -<br>Series A 2002 Fund (0239)           | 01.045      | T003         | 1,771,623      | 1,301,381                            | ---                         | 470,242                    |
| Stormwater Control Bond and Interest -<br>Series A 1999 Fund (0243)           | 01.045      | T003         | 1,291,026      | 948,350                              | ---                         | 342,676                    |
| Stormwater Control Bond and Interest -<br>Series A 2001 Fund (0245)           | 01.045      | T003         | 951,523        | 698,960                              | ---                         | 252,563                    |
| Third State Building Bond Interest and Sinking -<br>Series A 1992 Fund (0233) | 01.055      | T004         | 25,508,453     | 4,255,056                            | ---                         | 21,253,397                 |
| Third State Building Bond Interest and Sinking -<br>Series A 1993 Fund (0234) | 01.055      | T004         | 25,023,682     | 4,174,191                            | ---                         | 20,849,491                 |
| State School Money Fund (0616)  | 02.325      | T005         | 1,817,575,342  | 1,598,436,351                        | ---                         | 219,138,991                |
| Outstanding Schools Trust Fund (0287)   | 02.335      | T008         | 421,300,000    | 421,300,000                          | ---                         | ---                        |
| Academic Scholarship Fund (0840)  | 03.040      | T010         | 15,787,000     | 15,787,000                           | ---                         | ---                        |
| Student Grant Fund (0839)   | 03.050      | T011         | 15,578,436     | 15,578,436                           | ---                         | ---                        |
| Advantage Missouri Trust Fund (0856)  | 03.070      | T016         | 1,060,000      | 410,000                              | ---                         | 650,000                    |
| Marguerite Ross Barnett Scholarship (0131)                                    | 03.090      | T017         | 500,000        | 425,000                              | ---                         | 75,000                     |
| General Revenue Fund (0101)   | 04.037      | T025         | 17,382         | ---                                  | ---                         | 17,382                     |
| General Revenue Fund (0101)   | 04.037      | T030         | 136            | 136                                  | ---                         | ---                        |
| General Revenue Fund (0101)   | 04.037      | T037         | 13,767         | 13,767                               | ---                         | ---                        |
| General Revenue Fund (0101)   | 04.037      | T046         | 12             | 12                                   | ---                         | ---                        |
| General Revenue Fund (0101)   | 04.037      | T053         | 5,129          | 5,129                                | ---                         | ---                        |
| General Revenue Fund (0101)   | 04.037      | T054         | 24             | 24                                   | ---                         | ---                        |
| General Revenue Fund (0101)   | 04.037      | T166         | 12             | 12                                   | ---                         | ---                        |
| General Revenue Fund (0101)   | 04.037      | T209         | 133            | 133                                  | ---                         | ---                        |
| Debt Offset Escrow Fund (0753)  | 04.130      | T270         | 10,512,884     | 10,219,907                           | ---                         | 292,977                    |
| State Transportation Fund (0675)  | 04.237      | T276         | 3,765,589      | 2,802,703                            | ---                         | 962,886                    |
| State Facility Maintenance and Operation<br>Fund (0501)                       | 05.425      | T281         | 20,174,719     | 19,685,924                           | ---                         | 488,795                    |
| General Revenue Fund (0101)   | 05.430      | T283         | 81,697         | 53,964                               | ---                         | 27,733                     |
| General Revenue Fund (0101)   | 05.450      | T285         | 61,820         | 41,465                               | ---                         | 20,355                     |
| State Legal Expense Fund (0692)   | 05.460      | T286         | 6,180,899      | 6,180,891                            | ---                         | 8                          |
| Social Security Contributions Fund (0702)                                     | 05.115      | T291         | 72,984,000     | 72,590,814                           | ---                         | 393,186                    |
| Social Security Contributions Fund (0702)                                     | 05.115      | T292         | 6,200          | 4,256                                | ---                         | 1,944                      |
| Social Security Contributions Fund (0702)                                     | 05.115      | T293         | 689,200        | 570,314                              | ---                         | 118,886                    |
| State Retirement Contributions Fund (0701)                                    | 05.130      | T295         | 115,265,000    | 112,378,426                          | ---                         | 2,886,574                  |
| State Retirement Contributions Fund (0701)                                    | 05.130      | T296         | 8,000          | 5,679                                | ---                         | 2,321                      |
| State Retirement Contributions Fund (0701)                                    | 05.130      | T297         | 908,000        | 748,532                              | ---                         | 159,468                    |

|   |        |      |             |             |         |           |
|---|--------|------|-------------|-------------|---------|-----------|
| Missouri State Employees' Deferred Compensation Incentive Plan Administration Fund (0706) | 05.150 | T298 | 6,200,000   | 5,677,958   | ---     | 522,042   |
| Missouri State Employees' Deferred Compensation Incentive Plan Administration Fund (0706) | 05.150 | T299 | 1,000       | 406         | ---     | 594       |
| Missouri State Employees' Deferred Compensation Incentive Plan Administration Fund (0706) | 05.150 | T300 | 87,100      | 60,914      | ---     | 26,186    |
| Missouri Consolidated Health Care Plan Benefit Fund (0765)                                | 05.170 | T302 | 181,283,043 | 178,792,536 | ---     | 2,490,507 |
| Missouri Consolidated Health Care Plan Benefit Fund (0765)                                | 05.170 | T303 | 7,450       | 7,450       | ---     | ---       |
| Missouri Consolidated Health Care Plan Benefit Fund (0765)                                | 05.170 | T304 | 1,885,060   | 1,233,922   | ---     | 651,138   |
| Missouri Water Development Fund (0174)  | 05.065 | T305 | 600,000     | 592,638     | ---     | 7,362     |
| State Elections Subsidy Fund (0686)   | 05.100 | T306 | 400,001     | ---         | ---     | 400,001   |
| Government Community Employee Handicapped Fund (0188)                                     | 05.300 | T307 | 4           | 1           | ---     | 3         |
| Federal Drug Seizure Fund (0194)  | 05.300 | T307 | 275         | 64          | ---     | 211       |
| Animal Care Reserve Fund (0295)   | 05.300 | T307 | 930         | 216         | ---     | 714       |
| Commodity Council Merchandising (0406)  | 05.300 | T307 | 17,332      | 4,027       | ---     | 13,305    |
| Federal Surplus Property (0407)   | 05.300 | T307 | 6,516       | 1,514       | ---     | 5,002     |
| Microfilm Revolving Trust (0511)  | 05.300 | T307 | 4           | 1           | ---     | 3         |
| Missouri Community College Job Training Fund (0563)                                       | 05.300 | T307 | 29,705      | 6,902       | ---     | 22,803    |
| Water Pollution Permit Fees (0568)  | 05.300 | T307 | 5,870       | 1,364       | ---     | 4,506     |
| Water and Wastewater Loan Revolving (0602)  | 05.300 | T307 | 28,294      | 6,574       | ---     | 21,720    |
| Milk Inspection Fees (0645)   | 05.300 | T307 | 4,881       | 1,134       | ---     | 3,747     |
| Grain Inspection Fees (0647)  | 05.300 | T307 | 5,130       | 1,192       | ---     | 3,938     |
| Water and Wastewater Loan Fund (0649)   | 05.300 | T307 | 241         | 56          | ---     | 185       |
| Environment Improvement Authority (0654)  | 05.300 | T307 | 4           | 1           | ---     | 3         |
| Missouri Office of Prosecution Services (0680)  | 05.300 | T307 | 689         | 160         | ---     | 529       |
| Proprietary School Bond Fund (0760)   | 05.300 | T307 | 17          | 4           | ---     | 13        |
| Missouri Office of Prosecution Services (0844)  | 05.300 | T307 | 108         | 25          | ---     | 83        |
| Missouri Supplemental Tax Increment Financing Fund (0848)                                 | 07.060 | T352 | 2,907,249   | 829,529     | 738,612 | 1,339,108 |
| Missouri Technology Investment Fund (0172)  | 07.030 | T354 | 2,705,526   | 2,543,194   | ---     | 162,332   |
| Missouri Job Development Fund (0600)  | 07.050 | T355 | 8,849,422   | 8,239,912   | ---     | 609,510   |
| Missouri Main Street Program Fund (0596)  | 07.080 | T356 | 67,000      | 64,990      | ---     | 2,010     |
| Division of Tourism Supplemental Revenue Fund (0274)                                      | 07.130 | T359 | 15,188,668  | 15,067,743  | ---     | 120,925   |
| General Revenue Fund (0101)   | 10.060 | T410 | 22,511,800  | 22,511,800  | ---     | ---       |

**STATE OF MISSOURI**  
**SUMMARY OF APPROPRIATION ACTIVITY**  
**GENERAL FUND - GENERAL REVENUE FUNDS**  
**FOR THE APPROPRIATION YEAR 2003**

|   | H.B.<br>No. | Appr.<br>No. | Appropriations | Expenditures<br>and<br>Transfers Out | Reappropriations<br>to 2004 | Lapse of<br>Appropriations |
|---|-------------|--------------|----------------|--------------------------------------|-----------------------------|----------------------------|
| Federal Reimbursement Allowance Fund (0142)   | 11.500      | T412         | 363,000,000    | 299,323,715                          | ---                         | 63,676,285                 |
| General Revenue Fund (0101)   | 11.505      | T413         | 363,000,000    | 299,323,715                          | ---                         | 63,676,285                 |
| Nursing Facility Federal Reimbursement<br>Allowance Fund (0196)                         | 11.510      | T414         | 120,000,000    | 111,707,640                          | ---                         | 8,292,360                  |
| General Revenue Fund (0101)   | 11.515      | T415         | 120,000,000    | 111,707,640                          | ---                         | 8,292,360                  |
| Nursing Facility Quality of Care Fund (0271)  | 11.520      | T416         | 1,500,000      | 1,500,000                            | ---                         | ---                        |
| Abandoned Fund Account Fund (0863)  | 12.145      | T418         | 137,171        | 137,170                              | ---                         | 1                          |
| Missouri Investment Trust Fund (9998)   | 12.160      | T419         | 1,000,000      | ---                                  | ---                         | 1,000,000                  |
| Attorney General's Court Costs Fund (0603)  | 12.205      | T423         | 180,000        | 180,000                              | ---                         | ---                        |
| Attorney General's Anti-Trust Fund (0666)   | 12.210      | T424         | 75,000         | 75,000                               | ---                         | ---                        |
| State Facility Maintenance and Operation<br>Fund (0501)                                 | 13.020      | T425         | 258,637        | 258,637                              | ---                         | ---                        |
| State Facility Maintenance and Operation<br>Fund (0501)                                 | 13.120      | T426         | 2              | ---                                  | ---                         | 2                          |
| Office of Administration Revolving<br>Administrative Trust Fund (0505)                  | 16.330      | T435         | 1,350,947      | ---                                  | 1,350,947                   | ---                        |
| General Revenue Fund (0101)   | 18.280      | T437         | 10,192         | 7,338                                | ---                         | 2,854                      |
| Office of Administration Revolving<br>Administrative Trust Fund (0505)                  | 16.332      | T439         | 1,154,776      | 600,000                              | 554,776                     | ---                        |
| General Revenue Fund (0101)   | 16.334      | T445         | 5,000,000      | ---                                  | ---                         | 5,000,000                  |
| Single-Purpose Animal Facilities Loan<br>Guarantee Fund (0409)                          | 17.040      | T459         | 870,000        | ---                                  | 1                           | 869,999                    |
| Single-Purpose Animal Facilities Loan<br>Guarantee Fund (0409)                          | 17.044      | T460         | 1,000,000      | ---                                  | 1                           | 999,999                    |
| Single-Purpose Animal Facilities Loan<br>Guarantee Fund (0409)                          | 17.048      | T461         | 1,067,000      | ---                                  | 1                           | 1,066,999                  |
| Agricultural Product Utilization and Business<br>Development Loan Guarantee Fund (0411) | 17.054      | T462         | 1,000,000      | ---                                  | 1                           | 999,999                    |
| Office of Administration Revolving<br>Administrative Trust Fund (0505)                  | 05.390      | T466         | 1,664,676      | 1,535,852                            | ---                         | 128,824                    |
| General Revenue Fund (0101)   | 05.395      | T468         | 9,288          | 8,244                                | ---                         | 1,044                      |
| Labor and Industrial Relations Administrative<br>Fund (0122)                            | 07.805      | T470         | 624,564        | 540,461                              | ---                         | 84,103                     |
| Judiciary Education & Training Fund (0847)  | 12.325      | T524         | 2,416,340      | 2,343,850                            | ---                         | 72,490                     |
| Division of Aging Elderly Home Delivered<br>Meals Trust Fund (0296)                     | 04.160      | T526         | 100,095        | 100,093                              | ---                         | 2                          |
| Veterans Trust Fund (0579)  | 04.160      | T527         | 62,007         | 51,417                               | ---                         | 10,590                     |
| Children's Trust Fund (0694)  | 04.160      | T528         | 167,875        | 167,874                              | ---                         | 1                          |
| Missouri National Guard Trust Fund (0900)   | 04.160      | T529         | 52,397         | 52,388                               | ---                         | 9                          |

|  |        |      |             |             |     |     |
|--|--------|------|-------------|-------------|-----|-----|
| General Revenue Fund (0101)                        | 05.305 | T538 | 320,000,001 | 320,000,000 | --- | 1   |
| Budget Reserve Fund (0100)                         | 05.310 | T539 | 320,000,001 | 320,000,000 | --- | 1   |
| Hearing Instrument Specialist (0247)               | 05.325 | T540 | 28          | 28          | --- | --- |
| State Committee of Interpreters (0256)             | 05.325 | T540 | 7           | 7           | --- | --- |
| Board of Geologist Registration (0263)             | 05.325 | T540 | 31          | 31          | --- | --- |
| Health Initiatives (0275)                          | 05.325 | T540 | 183,689     | 183,680     | --- | 9   |
| Gaming Commission Fund (0286)                      | 05.325 | T540 | 165         | 165         | --- | --- |
| Division of Aging Elderly Home Trust (0296)        | 05.325 | T540 | 4           | 4           | --- | --- |
| Working Capital Revolving (0510)                   | 05.325 | T540 | 1,470       | 1,470       | --- | --- |
| Real Estate Appraisers (0561)                      | 05.325 | T540 | 168         | 168         | --- | --- |
| Solid Waste Mgmt - Scrap Tire (0569)               | 05.325 | T540 | 11,500      | 11,499      | --- | 1   |
| Solid Waste Mgmt (0570)                            | 05.325 | T540 | 55,496      | 55,493      | --- | 3   |
| Clinical Social Workers' (0574)                    | 05.325 | T540 | 103         | 103         | --- | --- |
| Landscape Architectural Council (0576)             | 05.325 | T540 | 16          | 16          | --- | --- |
| State Committee of Psychologists (0580)            | 05.325 | T540 | 304         | 304         | --- | --- |
| Petroleum Storage Tans Insurance (0585)            | 05.325 | T540 | 103,519     | 103,514     | --- | 5   |
| Motor Vehicle Commission (0588)                    | 05.325 | T540 | 5,588       | 5,588       | --- | --- |
| Services to Victims (0592)                         | 05.325 | T540 | 768         | 768         | --- | --- |
| Conservation Commission (0609)                     | 05.325 | T540 | 1,510       | 1,510       | --- | --- |
| Parks Sales Tax (0613)                             | 05.325 | T540 | 39,311      | 39,309      | --- | 2   |
| Department of Revenue Information (0619)           | 05.325 | T540 | 11,524      | 11,524      | --- | --- |
| Board of Accountancy (0627)                        | 05.325 | T540 | 245         | 245         | --- | --- |
| Board of Barber Examiners (0628)                   | 05.325 | T540 | 86          | 86          | --- | --- |
| Board of Podiatric Medicine (0629)                 | 05.325 | T540 | 19          | 19          | --- | --- |
| Board of Chiropractic Examiner (0630)              | 05.325 | T540 | 112         | 112         | --- | --- |
| Board of Cosmetology (0632)                        | 05.325 | T540 | 559         | 559         | --- | --- |
| Board of Embalmers and Funeral<br>Directors (0633) | 05.325 | T540 | 201         | 201         | --- | --- |
| Board of Reg for Healing Arts (0634)               | 05.325 | T540 | 1,349       | 1,349       | --- | --- |
| Board of Nursing (0635)                            | 05.325 | T540 | 1,992       | 1,992       | --- | --- |
| Board of Optometry (0636)                          | 05.325 | T540 | 38          | 38          | --- | --- |
| Board of Pharmacy (0637)                           | 05.325 | T540 | 526         | 526         | --- | --- |
| Missouri Real Estate Comm (0638)                   | 05.325 | T540 | 720         | 720         | --- | --- |
| Veterinary Medical Board (0639)                    | 05.325 | T540 | 199         | 199         | --- | --- |
| Milk Inspection Fees (0645)                        | 05.325 | T540 | 662         | 662         | --- | --- |
| Workers' Compensation - Second<br>Injury (0653)    | 05.325 | T540 | 18,822      | 18,821      | --- | 1   |
| Petroleum Inspection Fund (0662)                   | 05.325 | T540 | 15,738      | 15,737      | --- | 1   |
| Committee of Professional<br>Counselors (0672)     | 05.325 | T540 | 231         | 231         | --- | --- |
| Dental Board Fund                                  | 05.325 | T540 | 283         | 283         | --- | --- |
| Board of Arch, Eng, Land Survey (0678)             | 05.325 | T540 | 468         | 468         | --- | --- |
| Crime Victims Compensation Fund (0681)             | 05.325 | T540 | 768         | 768         | --- | --- |
| Athletic Fund (0693)                               | 05.325 | T540 | 35          | 35          | --- | --- |

**STATE OF MISSOURI  
SUMMARY OF APPROPRIATION ACTIVITY  
GENERAL FUND - GENERAL REVENUE FUNDS  
FOR THE APPROPRIATION YEAR 2003**

|  | H.B.<br>No. | Appr.<br>No. | Appropriations | Expenditures<br>and<br>Transfers Out | Reappropriations<br>to 2004 | Lapse of<br>Appropriations |
|--|-------------|--------------|----------------|--------------------------------------|-----------------------------|----------------------------|
| Marital and Family Therapists (0820)                                   | 05.325      | T540         | 5              | 5                                    | ---                         | ---                        |
| Respiratory Care Practitioners (0833)                                  | 05.325      | T540         | 54             | 54                                   | ---                         | ---                        |
| Missouri Board of Occupational<br>Therapy (0845)                       | 05.325      | T540         | 59             | 59                                   | ---                         | ---                        |
| General Revenue Fund (0101)  | 05.330      | T542         | 1,889,310      | 1,889,310                            | ---                         | ---                        |
| Federal Reimbursement Allowance (0142)                                 | 05.330      | T542         | 11,200,000     | 11,200,000                           | ---                         | ---                        |
| Abandoned Fund Account Fund (0863)                                     | 05.330      | T542         | 3,529          | 3,529                                | ---                         | ---                        |
| General Revenue Fund (0101)  | 12.170      | T548         | 1              | ---                                  | ---                         | 1                          |
| Budget Reserve Fund (0100)   | 05.315      | T550         | 12,000,000     | 2,691,498                            | ---                         | 9,308,502                  |
| Missouri Supplemental Tax Increment<br>Financing Fund (0848)           | 17.172      | T551         | 631,925        | ---                                  | ---                         | 631,925                    |
| Facilities Maintenance Reserve Fund (0124)                             | 05.295      | T554         | 2,019,322      | 2,019,322                            | ---                         | ---                        |
| Attorney General (0136)  | 05.305      | T566         | 1,305          | 1,305                                | ---                         | ---                        |
| DED Council of Arts (0138)   | 05.305      | T566         | 1,602          | 1,602                                | ---                         | ---                        |
| Intergovernmental Transfer (0139)                                      | 05.305      | T566         | 33,660,000     | 33,660,000                           | ---                         | ---                        |
| Mental Health Intergovernmental<br>Transfer (0147)                     | 05.305      | T566         | 13,031,833     | 13,031,833                           | ---                         | ---                        |
| Department of Public Safety (0152)                                     | 05.305      | T566         | 6,000          | 6,000                                | ---                         | ---                        |
| Homeland Security (0154)   | 05.305      | T566         | 581,925        | 581,925                              | ---                         | ---                        |
| Community Service Commission (0197)                                    | 05.305      | T566         | 386            | 386                                  | ---                         | ---                        |
| Outstanding Schools Trust Fund (0287)                                  | 05.305      | T566         | 7,081,000      | 7,081,000                            | ---                         | ---                        |
| Lottery Proceeds (0291)  | 05.305      | T566         | 26,038,822     | 26,038,821                           | ---                         | 1                          |
| Aquaculture Marketing Development (0573)                               | 05.305      | T566         | 132            | 132                                  | ---                         | ---                        |
| HFT - Tobacco Prevention Account (0643)                                | 05.305      | T566         | 10,000         | 10,000                               | ---                         | ---                        |
| Budget Reserve Fund (0100)   | 05.310      | T567         | 33,660,000     | 33,660,000                           | ---                         | ---                        |
| Budget Reserve Fund (0100)   | 05.315      | T568         | 6,564          | 6,564                                | ---                         | ---                        |
| Missouri Qualified Fuel Ethanol Producer<br>Incentive Fund (0571)      | 06.015      | T569         | 3,592,546      | 2,108,921                            | ---                         | 1,483,625                  |
| Budget Reserve Fund (0100)   | 05.320      | T571         | 1              | ---                                  | ---                         | 1                          |
| General Revenue Fund (0101)  | 05.320      | T572         | 18,657,590     | 18,657,590                           | ---                         | ---                        |
| Facilities Maintenance Reserve Fund (0124)                             | 18.265      | T575         | 61,149,356     | 14,500,000                           | 14,521,308                  | 32,128,048                 |
| Office of Administration Revolving<br>Administrative Trust Fund (0505) | 18.275      | T577         | 5,711,356      | 300,000                              | 5,411,356                   | ---                        |
| General Revenue Fund (0101)  | 18.285      | T578         | 1,522,540      | ---                                  | ---                         | 1,522,540                  |
| General Revenue Fund (0101)  | 19.090      | T579         | 1,724,300      | 1,475,245                            | ---                         | 249,055                    |
| Office of Administration Revolving<br>Administrative Trust Fund (0505) | 18.270      | T618         | 478,608        | ---                                  | ---                         | 478,608                    |
| Pharmacy Reimbursement Allowance<br>Fund (0144)                        | 11.430      | T634         | 50,000,001     | 22,788,328                           | ---                         | 27,211,673                 |



|   |        |      |                          |                          |                      |                         |
|---|--------|------|--------------------------|--------------------------|----------------------|-------------------------|
| General Revenue Fund (0101)   | 11.435 | T635 | 50,000,001               | 22,788,328               | ---                  | 27,211,673              |
| Missouri Supplemental Tax Increment<br>Financing Fund (0848)  | 21.100 | T638 | 2,144,655                | ---                      | 2,099,036            | 45,619                  |
| General Revenue Fund (0101)   | 05.040 | T649 | 2,525,210                | 2,525,210                | ---                  | ---                     |
| General Revenue Fund (0101)   | 05.040 | T651 | 8,318                    | 8,318                    | ---                  | ---                     |
| General Revenue Fund (0101)   | 05.040 | T656 | 12,347                   | 12,347                   | ---                  | ---                     |
| General Revenue Fund (0101)   | 05.040 | T658 | 306,257                  | 306,257                  | ---                  | ---                     |
| General Revenue Fund (0101)   | 05.040 | T659 | 16,654                   | 16,654                   | ---                  | ---                     |
| General Revenue Fund (0101)   | 05.040 | T660 | 2,167                    | ---                      | ---                  | 2,167                   |
| General Revenue Fund (0101)   | 05.040 | T661 | 231,285                  | 231,285                  | ---                  | ---                     |
| General Revenue Fund (0101)   | 05.040 | T662 | 441                      | 441                      | ---                  | ---                     |
| General Revenue Fund (0101)   | 05.040 | T663 | 251                      | 251                      | ---                  | ---                     |
| General Revenue Fund (0101)   | 05.040 | T761 | 579                      | 579                      | ---                  | ---                     |
| General Revenue Fund (0101)   | 05.040 | T795 | 4,631                    | 4,631                    | ---                  | ---                     |
| General Revenue Fund (0101)   | 05.040 | T811 | 4,645                    | 4,645                    | ---                  | ---                     |
| General Revenue Fund (0101)   | 05.040 | T815 | 21,065                   | 21,065                   | ---                  | ---                     |
| Schools for the Future Fund (0740)  | 02.333 | T881 | 126,517,000              | 55,600,000               | ---                  | 70,917,000              |
| Drug Court Resources Fund (0733)  | 12.377 | T884 | 1,821,500                | 1,821,500                | ---                  | ---                     |
| Subtotals   |        |      | <u>4,931,570,129</u>     | <u>4,302,481,163</u>     | <u>24,676,039</u>    | <u>604,412,927</u>      |
| <b>Article X Distribution (Note 3)</b>  |        |      |                          |                          |                      |                         |
| For the payment of refunds as required by<br>Article X, Section 18(b), Constitution of<br>Missouri  | 04.040 | 4028 | 5,950,034                | 5,950,032                | ---                  | 2                       |
| <b>Court Ordered Desegregation Payments<br/>(Note 4)</b>  |        |      |                          |                          |                      |                         |
| Construction and site acquisition costs to<br>accommodate any reasonably anticipated<br>net enrollment increase caused by any<br>reduction or elimination of the voluntary<br>transfer plan as approved by the United<br>States Court of the Eastern District of<br>Missouri pursuant to Senate Bill 781 (1998) | 02.015 | 0944 | 20,000,000               | 20,000,000               | ---                  | ---                     |
| Subtotals   |        |      | <u>25,950,034</u>        | <u>25,950,032</u>        | <u>---</u>           | <u>2</u>                |
| Totals  |        |      | <u>\$ 11,791,692,811</u> | <u>\$ 10,508,194,893</u> | <u>\$ 92,446,328</u> | <u>\$ 1,191,051,590</u> |

**STATE OF MISSOURI  
SUMMARY OF APPROPRIATION ACTIVITY  
GENERAL FUND - FEDERAL FUNDS  
FOR THE APPROPRIATION YEAR 2003**

|  | H.B.<br>No. | Appr.<br>No. | Appropriations | Expenditures<br>and<br>Transfers Out | Reappropriations<br>to 2004 | Lapse of<br>Appropriations |
|--|-------------|--------------|----------------|--------------------------------------|-----------------------------|----------------------------|
| <b><u>JUDICIARY</u></b>  |             |              |                |                                      |                             |                            |
| Supreme Court Fund (0137)<br>MANAGED BY FM   | 13.015      | 1102         | \$ 28,514      | \$ 28,514                            | \$ ---                      | \$ ---                     |
| <b><u>Office of State Court Administrator</u></b>  |             |              |                |                                      |                             |                            |
| Supreme Court Fund (0137)<br>COURT IMPROVE PROJ E&E  | 12.315      | 0734         | 12,301,408     | 3,567,841                            | ---                         | 8,733,567                  |
| COURT IMPROVE PROJ PS  | 12.315      | 8378         | 1,436,084      | 890,423                              | ---                         | 545,661                    |
| <b><u>Circuit Courts</u></b>   |             |              |                |                                      |                             |                            |
| Third Party Liability Collections Fund (0120)<br>CIRCUIT PERSONNEL PS                                    | 12.355      | 3754         | 217,830        | 158,281                              | ---                         | 59,549                     |
| CIRCUIT PERSONNEL E&E  | 12.355      | 3805         | 128,039        | 91,545                               | ---                         | 36,494                     |
| Supreme Court Fund (0137)<br>CIRCUIT PERSONNEL PS  | 12.355      | 0950         | 1,288,579      | 491,812                              | ---                         | 796,767                    |
| CIRCUIT PERSONNEL E&E  | 12.355      | 2003         | 369,661        | ---                                  | ---                         | 369,661                    |
| <b><u>Public Defender - Federal Grants</u></b>   |             |              |                |                                      |                             |                            |
| Office of the State Public Defender Fund (0112)<br>GRANTS  | 12.400      | 4006         | 125,000        | ---                                  | ---                         | 125,000                    |
| <b><u>EXECUTIVE</u></b>  |             |              |                |                                      |                             |                            |
| <b><u>Secretary of State</u></b>   |             |              |                |                                      |                             |                            |
| Secretary of State Fund (0195)<br>FED AID PUBLIC LIBRARY   | 12.100      | 4199         | 3,869,687      | 2,412,468                            | ---                         | 1,457,219                  |
| <b><u>Elections</u></b>  |             |              |                |                                      |                             |                            |
| Election Admin Improvement Fund (0157)<br>FED ELECTION REFORM  | 12.062      | 6684         | 5,000,000      | ---                                  | ---                         | 5,000,000                  |
| Secretary of State Fund (0195)<br>FED ELECTION REFORM  | 12.062      | 5916         | 1              | ---                                  | ---                         | 1                          |
| <b><u>Record Services</u></b>  |             |              |                |                                      |                             |                            |
| Secretary of State Records Fund (0150)<br>FEDERAL GRANTS   | 12.065      | 3132         | 300,000        | 102,915                              | 10,000                      | 187,085                    |
| National Endowment for the Humanities<br>Save America's Treasures Fund (0151)<br>DOC PRESERVATION GRANTS | 12.070      | 5932         | 175,000        | 28,828                               | 80,000                      | 66,172                     |

**Library Services**

Secretary of State Fund (0195)

|                  |        |      |         |         |     |        |
|------------------|--------|------|---------|---------|-----|--------|
| SEC OF STATE PS  | 12.045 | 4193 | 504,057 | 427,592 | --- | 76,465 |
| SEC OF STATE E&E | 12.045 | 4194 | 227,574 | 139,766 | --- | 87,808 |

**State Auditor**

State Auditor Fund (0115)

|                   |        |      |         |         |     |         |
|-------------------|--------|------|---------|---------|-----|---------|
| STATE AUDITOR PS  | 12.115 | 4508 | 463,460 | 311,261 | --- | 152,199 |
| STATE AUDITOR E&E | 12.115 | 4509 | 44,967  | 29,954  | --- | 15,013  |

**Attorney General**

Attorney General Fund (0136)

|                         |        |      |         |         |     |         |
|-------------------------|--------|------|---------|---------|-----|---------|
| DOMESTIC VIOLENCE       | 12.180 | 2885 | 100,000 | ---     | --- | 100,000 |
| ATTORNEY GENERAL        | 13.105 | 3186 | 158,105 | 15,416  | --- | 142,689 |
| MEDICAID FRAUD UNIT PS  | 12.190 | 4025 | 697,598 | 512,282 | --- | 185,316 |
| MEDICAID FRAUD UNIT E&E | 12.190 | 4026 | 809,711 | 19,530  | --- | 790,181 |
| ATTORNEY GENERAL PS     | 12.175 | 4057 | 360,598 | 44,907  | --- | 315,691 |
| ATTORNEY GENERAL E&E    | 12.175 | 4058 | 485,170 | ---     | --- | 485,170 |

Social Services and Other Sources Fund (0610)

|                      |        |      |        |        |     |     |
|----------------------|--------|------|--------|--------|-----|-----|
| ATTORNEY GENERAL PS  | 12.175 | 5967 | 71,240 | 71,227 | --- | 13  |
| ATTORNEY GENERAL E&E | 12.175 | 5968 | 10,232 | 10,232 | --- | --- |

**Missouri Office of Prosecution Services**

Attorney General Fund (0136)

|                        |        |      |         |         |     |         |
|------------------------|--------|------|---------|---------|-----|---------|
| OFFICE OF PROS SVS PS  | 12.195 | 2019 | 122,420 | 66,684  | --- | 55,736  |
| OFFICE OF PROS SVS E&E | 12.195 | 2318 | 930,900 | 380,064 | --- | 550,836 |

**OFFICE OF ADMINISTRATION****Commissioner's Office**

Office of Administration Fund (0135)

|                        |        |      |           |           |     |         |
|------------------------|--------|------|-----------|-----------|-----|---------|
| REFUND FLOOD CONTROL   | 05.055 | 0132 | 883,000   | 882,853   | --- | 147     |
| REFUND NATIONAL FOREST | 05.060 | 0133 | 3,203,600 | 3,190,555 | --- | 13,045  |
| RPC FEDERAL GRANTS     | 05.090 | 0153 | 25,000    | ---       | --- | 25,000  |
| INTERGOVT COOPERATION  | 05.091 | 5926 | 250,000   | ---       | --- | 250,000 |

**Division of Accounting**

Vocational Rehabilitation Fund (0104)

|                          |        |      |         |         |     |         |
|--------------------------|--------|------|---------|---------|-----|---------|
| UNEMPLOYMENT BENEFITS    | 05.165 | 5979 | 10,000  | 5,635   | --- | 4,365   |
| TEACHER RETIREMENT CONTR | 05.140 | 9852 | 520,000 | 249,896 | --- | 270,104 |

Elementary and Secondary Education Fund (0105)

|                          |        |      |         |         |     |         |
|--------------------------|--------|------|---------|---------|-----|---------|
| TEACHER RETIREMENT CONTR | 05.140 | 9857 | 550,000 | 191,599 | --- | 358,401 |
| UNEMPLOYMENT BENEFITS    | 05.165 | 5980 | 15,000  | 13,176  | --- | 1,824   |

Division of Youth Services Fund (0111)

|                       |        |      |       |     |     |       |
|-----------------------|--------|------|-------|-----|-----|-------|
| UNEMPLOYMENT BENEFITS | 05.165 | 6148 | 1,000 | --- | --- | 1,000 |
|-----------------------|--------|------|-------|-----|-----|-------|

**STATE OF MISSOURI  
SUMMARY OF APPROPRIATION ACTIVITY  
GENERAL FUND - FEDERAL FUNDS  
FOR THE APPROPRIATION YEAR 2003**

|  | H.B.<br>No. | Appr.<br>No. | Appropriations | Expenditures<br>and<br>Transfers Out | Reappropriations<br>to 2004 | Lapse of<br>Appropriations |
|--|-------------|--------------|----------------|--------------------------------------|-----------------------------|----------------------------|
| State Auditor Fund (0115)  |             |              |                |                                      |                             |                            |
| UNEMPLOYMENT BENEFITS  | 05.165      | 6333         | 500            | 202                                  | ---                         | 298                        |
| Higher Education Fund (0116)   |             |              |                |                                      |                             |                            |
| UNEMPLOYMENT BENEFITS  | 05.165      | 6335         | 100            | 26                                   | ---                         | 74                         |
| Labor and Industrial Relations Administrative<br>Fund (0122)         |             |              |                |                                      |                             |                            |
| UNEMPLOYMENT BENEFITS  | 05.165      | 6145         | 10,000         | 6,907                                | ---                         | 3,093                      |
| Office of Administration Fund (0135)                                 |             |              |                |                                      |                             |                            |
| LAND GRANTS TO COLLEGES  | 05.095      | 0145         | 1              | ---                                  | ---                         | 1                          |
| Attorney General Fund (0136)   |             |              |                |                                      |                             |                            |
| UNEMPLOYMENT BENEFITS  | 05.165      | 5981         | 5,000          | 2,000                                | ---                         | 3,000                      |
| Supreme Court Fund (0137)  |             |              |                |                                      |                             |                            |
| UNEMPLOYMENT BENEFITS  | 05.165      | 5982         | 1,467          | 1,466                                | ---                         | 1                          |
| Natural Resources Fund (0140)  |             |              |                |                                      |                             |                            |
| UNEMPLOYMENT BENEFITS  | 05.165      | 6336         | 50             | 24                                   | ---                         | 26                         |
| Health Fund (0143)   |             |              |                |                                      |                             |                            |
| UNEMPLOYMENT BENEFITS  | 05.165      | 5983         | 60,000         | 39,401                               | ---                         | 20,599                     |
| Mental Health Fund (0148)  |             |              |                |                                      |                             |                            |
| UNEMPLOYMENT BENEFITS  | 05.165      | 5984         | 40,000         | 29,160                               | ---                         | 10,840                     |
| Public Safety - Highway Safety Fund (0149)                           |             |              |                |                                      |                             |                            |
| UNEMPLOYMENT BENEFITS  | 05.165      | 6339         | 984            | 984                                  | ---                         | ---                        |
| Public Safety Fund (0152)  |             |              |                |                                      |                             |                            |
| UNEMPLOYMENT BENEFITS  | 05.165      | 5985         | 15,000         | 3,332                                | ---                         | 11,668                     |
| Division of Aging Fund (0153)  |             |              |                |                                      |                             |                            |
| UNEMPLOYMENT BENEFITS  | 05.165      | 6149         | 7,000          | 1,570                                | ---                         | 5,430                      |
| Homeland Security Fund (0154)  |             |              |                |                                      |                             |                            |
| UNEMPLOYMENT BENEFITS  | 05.165      | 6668         | 64             | 64                                   | ---                         | ---                        |
| Job Development and Training Fund (0155)                             |             |              |                |                                      |                             |                            |
| UNEMPLOYMENT BENEFITS  | 05.165      | 5986         | 2,000          | 1,858                                | ---                         | 142                        |
| Division of Labor Standards Fund (0186)                              |             |              |                |                                      |                             |                            |
| UNEMPLOYMENT BENEFITS  | 05.165      | 6669         | 1,750          | 1,750                                | ---                         | ---                        |
| Governor's Committee on Employment of the<br>Handicapped Fund (0188) |             |              |                |                                      |                             |                            |
| UNEMPLOYMENT BENEFITS  | 05.165      | 6670         | 39             | 39                                   | ---                         | ---                        |
| Adjutant General Fund (0190)   |             |              |                |                                      |                             |                            |
| UNEMPLOYMENT BENEFITS  | 05.165      | 5987         | 10,000         | 5,280                                | ---                         | 4,720                      |
| Community Service Commission Fund (0197)                             |             |              |                |                                      |                             |                            |
| UNEMPLOYMENT BENEFITS  | 05.165      | 6340         | 800            | 765                                  | ---                         | 35                         |

|  |        |      |           |         |           |         |  |
|--|--------|------|-----------|---------|-----------|---------|--|
| Temporary Assistance for Needy Families Fund (0199)  |        |      |           |         |           |         |  |
| UNEMPLOYMENT BENEFITS                                | 05.165 | 5988 | 5,000     | 933     | ---       | 4,067   |  |
| Social Services and Other Sources Fund (0610)        |        |      |           |         |           |         |  |
| UNEMPLOYMENT BENEFITS                                | 05.165 | 3176 | 272,648   | 272,647 | ---       | 1       |  |
| TEACHER RETIREMENT CONTR                             | 05.140 | 5172 | 3,000     | 2,941   | ---       | 59      |  |
| Unemployment Compensation Administration Fund (0948) |        |      |           |         |           |         |  |
| UNEMPLOYMENT BENEFITS                                | 05.165 | 2242 | 38,667    | 38,666  | ---       | 1       |  |
| <b><u>Division of Budget and Planning</u></b>        |        |      |           |         |           |         |  |
| Office of Administration Fund (0135)                 |        |      |           |         |           |         |  |
| SPECIALIZED RESEARCH                                 | 05.335 | 3185 | 50,000    | ---     | ---       | 50,000  |  |
| <b><u>Division of Design and Construction</u></b>    |        |      |           |         |           |         |  |
| Office of Administration Fund (0135)                 |        |      |           |         |           |         |  |
| HOMELAND SECURITY CI                                 | 20.020 | 5747 | 1         | ---     | ---       | 1       |  |
| <b><u>Division of Facilities Management</u></b>      |        |      |           |         |           |         |  |
| Office of Administration Fund (0135)                 |        |      |           |         |           |         |  |
| CONTINGENCY SHORTFALLS                               | 13.130 | 3138 | 57,500    | ---     | ---       | 57,500  |  |
| Social Services and Other Sources Fund (0610)        |        |      |           |         |           |         |  |
| PRINCE HALL & MED CTR PS                             | 05.440 | 5594 | 67,139    | 64,964  | ---       | 2,175   |  |
| PRINCE HALL & MED CTR E&E                            | 05.440 | 5595 | 108,287   | 77,596  | ---       | 30,691  |  |
| <b><u>Office of Information Technology</u></b>       |        |      |           |         |           |         |  |
| Office of Administration Fund (0135)                 |        |      |           |         |           |         |  |
| JUSTICE INTEGRATION PS                               | 05.505 | 5204 | 845,955   | ---     | 845,955   | ---     |  |
| JUSTICE INTEGRATION E&E                              | 05.505 | 5205 | 7,901,788 | ---     | 7,901,788 | ---     |  |
| JUSTICE INTEGRATION PS                               | 21.020 | 5575 | 32,585    | ---     | 32,585    | ---     |  |
| JUSTICE INTEGRATION E&E                              | 21.020 | 5576 | 463,190   | 28,169  | 435,020   | 1       |  |
| NETWORK CONSOLIDATION                                | 05.505 | 5635 | 600,000   | ---     | 600,000   | ---     |  |
| CONTINUOUS OPERATIONS E&E                            | 05.505 | 5931 | 600,000   | ---     | 600,000   | ---     |  |
| <b><u>DEPARTMENT OF AGRICULTURE</u></b>              |        |      |           |         |           |         |  |
| <b><u>Office of Director</u></b>                     |        |      |           |         |           |         |  |
| Agriculture Fund (0133)                              |        |      |           |         |           |         |  |
| DIRECTOR'S OFFICE PS                                 | 06.005 | 0530 | 152,129   | 69,166  | ---       | 82,963  |  |
| DIRECTOR'S OFFICE E&E                                | 06.005 | 0531 | 1,112,734 | 306,454 | ---       | 806,280 |  |
| AG AWARENESS PRGM                                    | 06.005 | 4375 | 25,000    | 3,972   | ---       | 21,028  |  |
| <b><u>Division of Animal Health</u></b>              |        |      |           |         |           |         |  |
| Agriculture Fund (0133)                              |        |      |           |         |           |         |  |
| ANIMAL HEALTH ADMIN PS                               | 06.055 | 0245 | 236,206   | 189,036 | ---       | 47,170  |  |
| ELECTRONIC ANIMAL ID SYST                            | 06.055 | 0552 | 220,000   | ---     | ---       | 220,000 |  |
| ANIMAL HEALTH ADMIN E&E                              | 06.055 | 8829 | 244,595   | 79,392  | ---       | 165,203 |  |

**STATE OF MISSOURI  
SUMMARY OF APPROPRIATION ACTIVITY  
GENERAL FUND - FEDERAL FUNDS  
FOR THE APPROPRIATION YEAR 2003**

|  | H.B.<br>No. | Appr.<br>No. | Appropriations | Expenditures<br>and<br>Transfers Out | Reappropriations<br>to 2004 | Lapse of<br>Appropriations |
|--|-------------|--------------|----------------|--------------------------------------|-----------------------------|----------------------------|
| <b><u>Division of Plant Industries</u></b>   |             |              |                |                                      |                             |                            |
| Agriculture Fund (0133)  |             |              |                |                                      |                             |                            |
| PLANT INDUSTRIES PRGM PS   | 06.080      | 0255         | 318,275        | 295,960                              | ---                         | 22,315                     |
| PLANT INDUSTRIES PRGM E&E  | 06.080      | 0259         | 548,463        | 326,430                              | ---                         | 222,033                    |
| GYPSY MOTH CNTRL PRGM  | 06.085      | 1825         | 100,000        | ---                                  | ---                         | 100,000                    |
| <b><u>Division of Weights and Measures</u></b>   |             |              |                |                                      |                             |                            |
| Agriculture Fund (0133)  |             |              |                |                                      |                             |                            |
| WEIGHTS & MEASURES E&E   | 06.095      | 2572         | 26,624         | 7,510                                | ---                         | 19,114                     |
| <b><u>Division of Market Development</u></b>   |             |              |                |                                      |                             |                            |
| Agriculture Fund (0133)  |             |              |                |                                      |                             |                            |
| FEDERAL PROGRAM PS   | 06.035      | 5279         | 75,913         | 5,319                                | ---                         | 70,594                     |
| FEDERAL PROGRAM E&E  | 06.035      | 5280         | 100,000        | 84,557                               | ---                         | 15,443                     |
| <b><u>DEPARTMENT OF INSURANCE</u></b>  |             |              |                |                                      |                             |                            |
| MDI Fund (0192)  |             |              |                |                                      |                             |                            |
| HEALTH INSUR COUNSELING  | 07.715      | 0794         | 450,000        | 312,958                              | ---                         | 137,042                    |
| <b><u>DEPARTMENT OF ECONOMIC DEVELOPMENT</u></b>   |             |              |                |                                      |                             |                            |
| Economic Development - Community Development<br>Block Grant (Administration) Fund (0123) |             |              |                |                                      |                             |                            |
| DED LEASING  | 13.050      | 1979         | 11,348         | ---                                  | ---                         | 11,348                     |
| Job Development and Training Fund (0155)   |             |              |                |                                      |                             |                            |
| DED LEASING  | 13.050      | 1980         | 3,172,769      | 1,542,620                            | ---                         | 1,630,149                  |
| MCSAP/Division of Transportation Fund (0185)   |             |              |                |                                      |                             |                            |
| DED LEASING  | 13.050      | 1981         | 18,028         | 6,119                                | ---                         | 11,909                     |
| <b><u>Administrative Services</u></b>  |             |              |                |                                      |                             |                            |
| Economic Development - Community Development<br>Block Grant (Administration) Fund (0123) |             |              |                |                                      |                             |                            |
| ADMINISTRATIVE SVS PS  | 07.005      | 1018         | 38,000         | 32,616                               | ---                         | 5,384                      |
| ADMINISTRATIVE SVS E&E   | 07.005      | 2275         | 5,000          | 3,800                                | ---                         | 1,200                      |
| Economic Development Fund (0129)   |             |              |                |                                      |                             |                            |
| ADMINISTRATIVE SVS PS  | 07.005      | 1017         | 43,346         | ---                                  | ---                         | 43,346                     |
| ADMINISTRATIVE SVS E&E   | 07.005      | 2276         | 4,118          | ---                                  | ---                         | 4,118                      |

|  |        |      |           |           |     |           |  |
|--|--------|------|-----------|-----------|-----|-----------|--|
| Job Development and Training Fund (0155) |        |      |           |           |     |           |  |
| ADMINISTRATIVE SVS PS                    | 07.005 | 1019 | 3,429,447 | 2,942,665 | --- | 486,782   |  |
| ADMINISTRATIVE SVS E&E                   | 07.005 | 2172 | 1,849,548 | 552,635   | --- | 1,296,913 |  |
| ADMIN SVS PS/E&E FLEX                    | 07.005 | 5090 | 180,497   | 11,645    | --- | 168,852   |  |

**Economic Development Agencies**

Economic Development - Community Development  
Block Grant (Pass-through) Fund (0118)

|                           |        |      |            |            |     |         |
|---------------------------|--------|------|------------|------------|-----|---------|
| COMMUNITY DEV PRGM GRANTS | 07.055 | 8310 | 33,000,000 | 32,583,189 | --- | 416,811 |
|---------------------------|--------|------|------------|------------|-----|---------|

Economic Development - Community Development  
Block Grant (Administration) Fund (0123)

|                        |        |      |         |         |     |         |
|------------------------|--------|------|---------|---------|-----|---------|
| COMMUNITY DEV PRGM E&E | 07.055 | 2182 | 411,983 | 136,757 | --- | 275,226 |
| BUSINESS EXPANSION E&E | 07.035 | 2277 | 6,974   | 1,898   | --- | 5,076   |
| BUSINESS EXPANSION PS  | 07.035 | 3633 | 65,720  | 31,096  | --- | 34,624  |
| COMMUNITY DEV PRGM PS  | 07.055 | 3639 | 548,243 | 438,845 | --- | 109,398 |

Economic Development Fund (0129)

|                         |        |      |         |        |     |         |
|-------------------------|--------|------|---------|--------|-----|---------|
| BUSINESS DEVELOPMENT PS | 07.020 | 1021 | 62,381  | 19,140 | --- | 43,241  |
| COMM DEV CORPS TRAINING | 07.055 | 1027 | 250,000 | ---    | --- | 250,000 |
| MO RURAL COUNCIL E&E    | 07.070 | 2183 | 42,254  | 7,387  | --- | 34,867  |
| BUSINESS EXPANSION PS   | 07.035 | 3632 | 84,016  | 19,140 | --- | 64,876  |
| MO RURAL COUNCIL PS     | 07.070 | 3640 | 73,108  | 47,249 | --- | 25,859  |

Economic Development - Missouri Council on  
the Arts Fund (0138)

|                       |        |      |         |         |     |         |
|-----------------------|--------|------|---------|---------|-----|---------|
| MO ARTS COUNCIL E&E   | 07.085 | 2188 | 699,021 | 167,738 | --- | 531,283 |
| MO HUMANITIES COUNCIL | 07.085 | 3648 | 532,000 | ---     | --- | 532,000 |
| MO ARTS COUNCIL PS    | 07.085 | 4357 | 253,777 | 222,381 | --- | 31,396  |

Economic Development - Management Information  
Systems Fund (0141)

|                           |        |      |           |     |     |           |
|---------------------------|--------|------|-----------|-----|-----|-----------|
| MID AMERICA MANF TECH CTR | 07.020 | 3624 | 2,200,000 | --- | --- | 2,200,000 |
|---------------------------|--------|------|-----------|-----|-----|-----------|

Job Development and Training Fund (0155)

|                           |        |      |            |            |     |            |
|---------------------------|--------|------|------------|------------|-----|------------|
| WORKFORCE DEVELOPMENT PS  | 07.100 | 0584 | 19,355,460 | 13,610,633 | --- | 5,744,827  |
| JOB TRAINING              | 07.105 | 0585 | 71,450,000 | 49,209,490 | --- | 22,240,510 |
| TAA & JTPA PROGRAMS       | 07.105 | 0594 | 6,000,000  | 5,514,711  | --- | 485,289    |
| WORKFORCE DEVELOPMENT E&E | 07.100 | 2190 | 4,497,911  | 3,500,307  | --- | 997,604    |

Community Service Commission Fund (0197)

|                          |        |      |           |           |     |        |
|--------------------------|--------|------|-----------|-----------|-----|--------|
| MO COMMUNITY SVS COMM    | 07.055 | 2184 | 3,013,300 | 2,976,901 | --- | 36,399 |
| MO COMMUNITY SVS COMM PS | 07.055 | 3642 | 106,238   | 90,300    | --- | 15,938 |

**Regulatory Agencies**

MCSAP/Division of Transportation Fund (0185)

|                           |        |      |         |         |     |         |
|---------------------------|--------|------|---------|---------|-----|---------|
| MOTOR CARR & RR SAFTY E&E | 07.175 | 2199 | 470,233 | 165,711 | --- | 304,522 |
| MOTOR CARR & RR SAFTY PS  | 07.175 | 3659 | 408,400 | 363,416 | --- | 44,984  |

**STATE OF MISSOURI  
SUMMARY OF APPROPRIATION ACTIVITY  
GENERAL FUND - FEDERAL FUNDS  
FOR THE APPROPRIATION YEAR 2003**

|  | H.B.<br>No. | Appr.<br>No. | Appropriations | Expenditures<br>and<br>Transfers Out | Reappropriations<br>to 2004 | Lapse of<br>Appropriations |
|--|-------------|--------------|----------------|--------------------------------------|-----------------------------|----------------------------|
| <b><u>DEPARTMENT OF ELEMENTARY AND SECONDARY EDUCATION</u></b> |             |              |                |                                      |                             |                            |
| Elementary and Secondary Education Fund (0105)                 |             |              |                |                                      |                             |                            |
| COMPUTER INFO SYSTEM   | 02.005      | 0908         | 3,000,000      | 32,950                               | ---                         | 2,967,050                  |
| DESE LEASING   | 13.005      | 1034         | 235,758        | 37,280                               | ---                         | 198,478                    |
| FED GRANTS & DONATIONS   | 02.065      | 4206         | 15,000,000     | 388,338                              | ---                         | 14,611,662                 |
| RURAL/LOW INC SCHL GRANTS                                      | 02.171      | 5875         | 2,100,000      | 1,760,463                            | ---                         | 339,537                    |
| <b><u>Administration</u></b>                                   |             |              |                |                                      |                             |                            |
| Elementary and Secondary Education Fund (0105)                 |             |              |                |                                      |                             |                            |
| SCHOOL FOOD SERVICES   | 02.030      | 0496         | 139,513,350    | 138,889,022                          | ---                         | 624,328                    |
| DIV OF GENERAL ADMIN PS  | 02.005      | 0538         | 1,069,834      | 1,037,283                            | ---                         | 32,551                     |
| DIV OF GENERAL ADMIN E&E                                       | 02.005      | 2296         | 1,379,070      | 828,551                              | ---                         | 550,519                    |
| & 15.005   |             |              |                |                                      |                             |                            |
| GENERAL ADMIN PS/E&E FLEX                                      | 02.005      | 5033         | 54,536         | 38,989                               | ---                         | 15,547                     |
| <b><u>Division of School Improvement</u></b>                   |             |              |                |                                      |                             |                            |
| Elementary and Secondary Education Fund (0105)                 |             |              |                |                                      |                             |                            |
| CHARTER SCHOOLS  | 02.155      | 0047         | 2,432,000      | 751,524                              | ---                         | 1,680,476                  |
| GOALS 2000   | 02.071      | 0065         | 2,000,000      | 242,435                              | ---                         | 1,757,565                  |
| TITLE I IASA   | 02.080      | 0500         | 190,000,000    | 162,641,490                          | ---                         | 27,358,510                 |
| EARLY CHILDHOOD PROGRAM  | 02.115      | 0947         | 824,000        | 363,626                              | ---                         | 460,374                    |
| COMPREHENSIVE SCHOOL REF                                       | 02.170      | 1805         | 8,000,000      | 4,991,107                            | ---                         | 3,008,893                  |
| FED ADVANCE PLACEMENT  | 02.175      | 1806         | 407,250        | 11,184                               | ---                         | 396,066                    |
| NEW TECHNOLOGY   | 02.075      | 2800         | 12,162,366     | 7,310,701                            | ---                         | 4,851,665                  |
| FEDERAL REFUGEES   | 02.180      | 3033         | 850,000        | 747,931                              | ---                         | 102,069                    |
| & 15.020   |             |              |                |                                      |                             |                            |
| SCHOOL RENOVATIONS GRANT                                       | 02.135      | 3220         | 14,252,588     | 7,874,644                            | ---                         | 6,377,944                  |
| TITLE VI IASA  | 02.090      | 4600         | 11,000,000     | 8,087,777                            | ---                         | 2,912,223                  |
| SCHOOL IMPROVEMENT PS  | 02.070      | 4958         | 2,603,309      | 2,428,307                            | ---                         | 175,002                    |
| SCHOOL IMPROVEMENT E&E   | 02.070      | 4959         | 2,826,077      | 829,478                              | ---                         | 1,996,599                  |
| & 15.010   |             |              |                |                                      |                             |                            |



|                           |        |      |            |            |     |            |
|---------------------------|--------|------|------------|------------|-----|------------|
| SCHOOL IMPROVEMENT PS/E&E | 02.070 | 4960 | 130,443    | ---        | --- | 130,443    |
| TITLE I READING FIRST     | 02.085 | 5631 | 14,908,815 | ---        | --- | 14,908,815 |
| PUPIL TESTING PROGRAM     | 02.125 | 5632 | 7,184,722  | 2,067,174  | --- | 5,117,548  |
| LANGUAGE ACQUISITION      | 15.015 | 5876 | 2,600,000  | 1,087,978  | --- | 1,512,022  |
| TITLE II IMP TEACHER QLTY | 02.140 | 6218 | 74,348,890 | 39,784,936 | --- | 34,563,954 |
| SAFE & DRUG FREE SCHOOLS  | 02.145 | 8309 | 9,600,000  | 5,880,632  | --- | 3,719,368  |

**Division of Vocational and Adult Ed**

Elementary and Secondary Education

Fund (0105)

|                           |        |      |            |            |     |           |
|---------------------------|--------|------|------------|------------|-----|-----------|
| EARLY CHILDHOOD PRGM DHE  | 02.115 | 0027 | 400,000    | 330,536    | --- | 69,464    |
| OCCUPATION INFO COMM E&E  | 02.315 | 0056 | 146,510    | 45,998     | --- | 100,512   |
| VOC ED-DISTRIBUTIONS      | 02.225 | 0513 | 32,064,693 | 25,743,007 | --- | 6,321,686 |
| WORKFORCE INVESTMENT ACT  | 02.230 | 0515 | 8,097,937  | 7,836,998  | --- | 260,939   |
| SCHOOL AGE CHILD CARE     | 02.245 | 0948 | 6,478,758  | 2,404,138  | --- | 4,074,620 |
| TROOPS TO TEACHERS PS     | 02.250 | 1829 | 46,390     | 23,555     | --- | 22,835    |
| TROOPS TO TEACHERS E&E    | 02.250 | 2435 | 153,610    | 80,024     | --- | 73,586    |
| VOCATIONAL EDUCATION PS   | 02.070 | 4970 | 2,026,004  | 1,785,617  | --- | 240,387   |
| VOCATIONAL EDUCATION E&E  | 02.070 | 4971 | 661,007    | 506,584    | --- | 154,423   |
| VOCATIONAL ED PS/E&E FLEX | 02.070 | 4972 | 101,300    | ---        | --- | 101,300   |
| OCCUPATION INFO COMM PS   | 02.315 | 5913 | 104,500    | 101,844    | --- | 2,656     |
| ADULT BASIC EDUCATION     | 02.235 | 9428 | 12,500,000 | 9,661,412  | --- | 2,838,588 |

**Division of Special Education**

Elementary and Secondary Education

Fund (0105)

|                           |        |      |             |             |     |            |
|---------------------------|--------|------|-------------|-------------|-----|------------|
| BOARD OPERATED PS         | 02.020 | 0020 | 1,550,000   | 732,044     | --- | 817,956    |
| SPECIAL EDUCATION-GRANT   | 02.255 | 2265 | 162,315,211 | 148,035,308 | --- | 14,279,903 |
| BOARD OPERATED E&E        | 02.020 | 2301 | 1,448,596   | 1,448,581   | --- | 15         |
| EXCESS COSTS & SEV DISABL | 02.260 | 4210 | 4,257,267   | ---         | --- | 4,257,267  |
| FIRST STEPS               | 02.265 | 4580 | 10,506,837  | 9,166,956   | --- | 1,339,881  |
| SPECIAL EDUCATION PS      | 02.070 | 4976 | 1,544,204   | 1,239,595   | --- | 304,609    |
| SPECIAL EDUCATION E&E     | 02.070 | 4977 | 590,842     | 341,482     | --- | 249,360    |
| SPECIAL ED PS/E&E FLEX    | 02.070 | 4978 | 81,143      | 4,807       | --- | 76,336     |
| BOARD OPERATED PS/EE FLEX | 02.020 | 5037 | 78,985      | 78,984      | --- | 1          |
| COMM FOR THE DEAF E&E     | 02.320 | 9921 | 50,000      | ---         | --- | 50,000     |

**Division of Teacher Quality and Urban**

Elementary and Secondary Education

Fund (0105)

|                           |        |      |         |         |     |         |
|---------------------------|--------|------|---------|---------|-----|---------|
| EARLY GRADE LITERACY PRGM | 02.025 | 0945 | 50,000  | 50,000  | --- | ---     |
| TEACHER QUALITY/URBAN PS  | 02.070 | 4982 | 33,105  | 1,951   | --- | 31,154  |
| TEACHER QUALITY/URBAN E&E | 02.070 | 4983 | 381,661 | 203,098 | --- | 178,563 |
| TEACHER QUALTY/URBAN FLEX | 02.070 | 4984 | 1,705   | ---     | --- | 1,705   |
| EDUCATION LEADERSHIP      | 02.190 | 5219 | 300,000 | 35,317  | --- | 264,683 |

**STATE OF MISSOURI  
SUMMARY OF APPROPRIATION ACTIVITY  
GENERAL FUND - FEDERAL FUNDS  
FOR THE APPROPRIATION YEAR 2003**

|  | H.B.<br>No. | Appr.<br>No. | Appropriations | Expenditures<br>and<br>Transfers Out | Reappropriations<br>to 2004 | Lapse of<br>Appropriations |
|--|-------------|--------------|----------------|--------------------------------------|-----------------------------|----------------------------|
| <b><u>Division of Vocational Rehabilitation</u></b>    |             |              |                |                                      |                             |                            |
| Vocational Rehabilitation Fund (0104)                  |             |              |                |                                      |                             |                            |
| VOCATIONAL REHAB GRANT                                 | 02.200      | 0507         | 41,885,192     | 41,884,219                           | ---                         | 973                        |
|  | & 15.025    |              |                |                                      |                             |                            |
| DISABILITY DETERMIN GRANT                              | 02.205      | 0512         | 18,000,000     | 13,114,654                           | ---                         | 4,885,346                  |
| FIELD SUPPORT SVS PS                                   | 02.195      | 0523         | 25,917,816     | 22,797,118                           | ---                         | 3,120,698                  |
| DESE LEASING   | 13.005      | 1035         | 3,027,995      | 2,918,284                            | ---                         | 109,711                    |
| VOC REHAB GRANT FROM DMH                               | 02.200      | 1294         | 1,000,000      | 1,000,000                            | ---                         | ---                        |
| FIELD SUPPORT SVS E&E                                  | 02.195      | 2317         | 3,848,132      | 3,720,730                            | ---                         | 127,402                    |
| PERSONAL CARE ASSISTANCE                               | 02.210      | 2807         | 43,588,342     | 42,823,128                           | ---                         | 765,214                    |
| INDEPENDENT LIVING CNTRS                               | 02.215      | 2808         | 1,592,546      | 1,557,107                            | ---                         | 35,439                     |
| FIELD SUPPORT PS/E&E FLEX                              | 02.195      | 5040         | 1,352,032      | 153,371                              | ---                         | 1,198,661                  |
| PROJECT SUCCESS  | 02.220      | 5607         | 500,000        | 471,036                              | ---                         | 28,964                     |
| <b><u>DEPARTMENT OF HIGHER EDUCATION</u></b>           |             |              |                |                                      |                             |                            |
| Higher Education Fund (0116)                           |             |              |                |                                      |                             |                            |
| MANAGED BY FM  | 13.015      | 1100         | 24,603         | 15,244                               | ---                         | 9,359                      |
| <b><u>Higher Education Administration</u></b>          |             |              |                |                                      |                             |                            |
| Higher Education Fund (0116)                           |             |              |                |                                      |                             |                            |
| GEAR-UP PROGRAM PS                                     | 03.100      | 0441         | 252,560        | 214,986                              | ---                         | 37,574                     |
| GEAR-UP PROGRAM E&E                                    | 03.100      | 0447         | 604,480        | 140,637                              | ---                         | 463,843                    |
| GEAR-UP PROGRAM  | 03.100      | 0450         | 697,572        | 522,567                              | ---                         | 175,005                    |
| EISENHOWER GRANT PS                                    | 03.030      | 0795         | 56,825         | 36,453                               | ---                         | 20,372                     |
| EISENHOWER GRANT E&E                                   | 03.030      | 0796         | 20,400         | 9,514                                | ---                         | 10,886                     |
| EISENHOWER GRANT                                       | 03.030      | 1305         | 1,698,000      | 1,086,875                            | ---                         | 611,125                    |
| FED GRANTS & DONATIONS                                 | 03.035      | 5316         | 2,000,000      | 115,884                              | ---                         | 1,884,116                  |
| MO LEARNERS' NETWORK                                   | 03.020      | 5319         | 410,800        | ---                                  | ---                         | 410,800                    |
| <b><u>DEPARTMENT OF HEALTH AND SENIOR SERVICES</u></b> |             |              |                |                                      |                             |                            |
| Health Fund (0143)                                     |             |              |                |                                      |                             |                            |
| FEDERAL GRANTS E&E                                     | 10.655      | 2123         | 3,000,002      | 1,012,728                            | ---                         | 1,987,274                  |
| LEASE AND/OR STATE OWNED                               | 13.017      | 2617         | 313,480        | ---                                  | ---                         | 313,480                    |
| FEDERAL GRANTS PS                                      | 10.655      | 3946         | 300,000        | 88,933                               | ---                         | 211,067                    |
| HEALTH LEASING   | 13.095      | 4182         | 1,308,763      | 1,157,623                            | ---                         | 151,140                    |

|                        |        |      |            |           |     |           |
|------------------------|--------|------|------------|-----------|-----|-----------|
| HOMELAND SECURITY E&E  | 10.602 | 5641 | 16,586,099 | 8,153,421 | --- | 8,432,678 |
| HOMELAND SECURITY PS   | 10.602 | 5903 | 2,172,547  | 2,172,518 | --- | 29        |
| PREVENTIVE BLOCK GRANT | 10.660 | 7699 | 1,637,788  | 1,068,741 | --- | 569,047   |
| MCH BLOCK              | 10.705 | 7720 | 6,585,000  | 5,271,206 | --- | 1,313,794 |

**Office of the Director**

|                       |        |      |           |           |     |           |
|-----------------------|--------|------|-----------|-----------|-----|-----------|
| Health Fund (0143)    |        |      |           |           |     |           |
| PUBLIC HEALTH LAB PS  | 10.675 | 4174 | 1,068,677 | 568,832   | --- | 499,845   |
| PUBLIC HEALTH LAB E&E | 10.675 | 4175 | 2,496,174 | 1,239,247 | --- | 1,256,927 |
| OFC OF MINORITY HLTH  | 10.600 | 4657 | 106,904   | 85,164    | --- | 21,740    |
| EXECUTIVE STAFF PS    | 10.600 | 5211 | 456,870   | 456,822   | --- | 48        |
| EXECUTIVE STAFF E&E   | 10.600 | 5212 | 174,197   | 24,917    | --- | 149,280   |
| DIRECTOR'S OFFICE PS  | 10.600 | 8445 | 1,278,047 | 1,058,083 | --- | 219,964   |
| DIRECTOR'S OFFICE E&E | 10.600 | 8446 | 410,913   | 283,917   | --- | 126,996   |

**Center for Health Information Management and Evaluation**

|                           |        |      |           |           |     |           |
|---------------------------|--------|------|-----------|-----------|-----|-----------|
| Health Fund (0143)        |        |      |           |           |     |           |
| CTR FOR HLT INFO&EVAL PS  | 10.605 | 3919 | 3,821,111 | 2,706,751 | --- | 1,114,360 |
| CTR FOR HLT INFO&EVAL E&E | 10.605 | 3920 | 5,886,586 | 4,352,674 | --- | 1,533,912 |

**Center for Local Public Health Services**

|                          |        |      |        |        |     |        |
|--------------------------|--------|------|--------|--------|-----|--------|
| Health Fund (0143)       |        |      |        |        |     |        |
| LOCAL PUBLIC HLT SVS PS  | 10.615 | 0163 | 89,556 | 42,726 | --- | 46,830 |
| LOCAL PUBLIC HLT SVS E&E | 10.615 | 0165 | 10,692 | 768    | --- | 9,924  |

**Center for Health Improvement**

|                          |        |      |         |         |     |         |
|--------------------------|--------|------|---------|---------|-----|---------|
| Health Fund (0143)       |        |      |         |         |     |         |
| COMM DEV & HLTH CARE PS  | 10.625 | 1891 | 726,520 | 598,923 | --- | 127,597 |
| COMM DEV & HLTH CARE E&E | 10.625 | 1892 | 597,948 | 456,933 | --- | 141,015 |
| MEDICAL LOAN PROGRAM     | 10.640 | 3934 | 214,446 | 41,500  | --- | 172,946 |
| NURSE LOAN PROGRAM       | 10.645 | 3936 | 60,000  | ---     | --- | 60,000  |

**Administration**

|                       |        |      |           |           |     |         |
|-----------------------|--------|------|-----------|-----------|-----|---------|
| Health Fund (0143)    |        |      |           |           |     |         |
| SHARED SERVICES E&E   | 10.780 | 5973 | 12,946    | 4,552     | --- | 8,394   |
| DIVISION OF ADMIN PS  | 10.655 | 7695 | 1,672,223 | 1,554,299 | --- | 117,924 |
| DIVISION OF ADMIN E&E | 10.655 | 7696 | 2,806,927 | 2,260,504 | --- | 546,423 |

**Environmental Health and Communicable Disease Prevention**

|                           |        |      |            |            |     |           |
|---------------------------|--------|------|------------|------------|-----|-----------|
| Health Fund (0143)        |        |      |            |            |     |           |
| MEDICATIONS               | 10.690 | 1493 | 9,213,055  | 8,253,078  | --- | 959,977   |
| ENVIRONMENTAL HLT SVC PS  | 10.690 | 7702 | 4,016,373  | 3,605,804  | --- | 410,569   |
| ENVIRONMENTAL HLT SVC E&E | 10.690 | 7703 | 14,202,229 | 11,965,218 | --- | 2,237,011 |

**STATE OF MISSOURI  
SUMMARY OF APPROPRIATION ACTIVITY  
GENERAL FUND - FEDERAL FUNDS  
FOR THE APPROPRIATION YEAR 2003**

|  | H.B.<br>No. | Appr.<br>No. | Appropriations | Expenditures<br>and<br>Transfers Out | Reappropriations<br>to 2004 | Lapse of<br>Appropriations |
|--|-------------|--------------|----------------|--------------------------------------|-----------------------------|----------------------------|
| <b><u>Maternal Child and Family Health</u></b> |             |              |                |                                      |                             |                            |
| Health Fund (0143)                             |             |              |                |                                      |                             |                            |
| HEAD INJURY SERVICES                           | 10.730      | 0271         | 250,000        | 162,796                              | ---                         | 87,204                     |
| SERVICE COORDINATION E&E                       | 10.695      | 2125         | 300,000        | 129,566                              | ---                         | 170,434                    |
| SERVICE COORDINATION PS                        | 10.695      | 3968         | 1,055,181      | 1,036,242                            | ---                         | 18,939                     |
| FAMILY PLANNING                                | 10.710      | 3972         | 1,464,819      | 1,464,819                            | ---                         | ---                        |
| GENETICS PROGRAM                               | 10.735      | 3975         | 260,000        | 110,872                              | ---                         | 149,128                    |
| SEXUAL ASSAULT PREVENTION                      | 10.697      | 4659         | 789,134        | 789,134                              | ---                         | ---                        |
| MATERNAL CHILD FAMILY PS                       | 10.695      | 7718         | 1,836,084      | 1,762,071                            | ---                         | 74,013                     |
| MATERNAL CHILD FAMILY E&E                      | 10.695      | 7719         | 3,427,286      | 1,856,189                            | ---                         | 1,571,097                  |
| CHILD W/SPECIAL NEEDS                          | 10.725      | 7725         | 4,056,191      | 548,898                              | ---                         | 3,507,293                  |
| <b><u>Nutritional Health and Services</u></b>  |             |              |                |                                      |                             |                            |
| Health Fund (0143)                             |             |              |                |                                      |                             |                            |
| SUMMER FOOD SVS PRGM DIST                      | 10.755      | 1662         | 8,747,200      | 6,015,531                            | ---                         | 2,731,669                  |
| NUTRITION HLTH & SVS PS                        | 10.740      | 1903         | 2,806,736      | 2,584,473                            | ---                         | 222,263                    |
| NUTRITION HLTH & SVS E&E                       | 10.740      | 1904         | 7,387,483      | 3,923,447                            | ---                         | 3,464,036                  |
| WIC SUPP FOOD DISTRIBUT                        | 10.745      | 7730         | 92,340,000     | 88,084,100                           | ---                         | 4,255,900                  |
| CHILD-ADULT CARE FOOD PRG                      | 10.750      | 8456         | 42,083,939     | 34,092,772                           | ---                         | 7,991,167                  |
| <b><u>Health Standard and License</u></b>      |             |              |                |                                      |                             |                            |
| Health Fund (0143)                             |             |              |                |                                      |                             |                            |
| CHILD CARE IMPROVE PRGM                        | 10.765      | 1812         | 4,964,775      | 2,136,306                            | ---                         | 2,828,469                  |
| HLTH & SAFETY INSPECT E&E                      | 10.760      | 2127         | 812,915        | 281,933                              | ---                         | 530,982                    |
| INSTITUTIONAL SVS PS                           | 10.790      | 2978         | 6,551,642      | 5,731,476                            | ---                         | 820,166                    |
| INSTITUTIONAL SVS E&E                          | 10.790      | 2979         | 1,803,070      | 468,108                              | ---                         | 1,334,962                  |
| HLTH & SAFETY INSPECT PS                       | 10.760      | 3982         | 1,713,161      | 1,588,663                            | ---                         | 124,498                    |
| IS SHARED SERVICES E&E                         | 10.790      | 5977         | 51,837         | 12,320                               | ---                         | 39,517                     |
| STANDARDS & LICENSURE PS                       | 10.760      | 7738         | 1,752,392      | 1,746,283                            | ---                         | 6,109                      |
| STANDARDS & LICENSURE E&E                      | 10.760      | 7739         | 429,993        | 313,609                              | ---                         | 116,384                    |
| <b><u>Division of Senior Services</u></b>      |             |              |                |                                      |                             |                            |
| Health Fund (0143)                             |             |              |                |                                      |                             |                            |
| ADMIN SERVICES PS                              | 10.780      | 2972         | 539,090        | 539,020                              | ---                         | 70                         |
| ADMIN SERVICES E&E                             | 10.780      | 2973         | 107,262        | 38,377                               | ---                         | 68,885                     |
| HOME & COMMUNITY SVS PS                        | 10.785      | 2975         | 7,974,787      | 7,696,713                            | ---                         | 278,074                    |
| HOME & COMMUNITY SVS E&E                       | 10.785      | 2976         | 821,076        | 804,886                              | ---                         | 16,190                     |

|   |        |      |            |            |     |           |
|---|--------|------|------------|------------|-----|-----------|
| HOME & COMMUNITY SVS PRGM               | 10.795 | 2980 | 2,787,597  | 1,563,848  | --- | 1,223,749 |
| HOME & COMMNTY SVS GRANTS               | 10.800 | 2981 | 28,794,840 | 28,794,748 | --- | 92        |
| HCS SHARED SERVICES E&E                 | 10.785 | 5975 | 110,069    | 100,100    | --- | 9,969     |
| Division of Aging Donations Fund (0168) |        |      |            |            |     |           |
| HOME & COMMUNITY SVS PRGM               | 10.795 | 4847 | 50,000     | ---        | --- | 50,000    |

**Chronic Disease Prevention and Health Program**

|                           |        |      |           |           |     |           |
|---------------------------|--------|------|-----------|-----------|-----|-----------|
| Health Fund (0143)        |        |      |           |           |     |           |
| CHRONIC DIS&HLT PROMO PS  | 10.770 | 8861 | 2,551,462 | 1,955,709 | --- | 595,753   |
| CHRONIC DIS&HLT PROMO E&E | 10.770 | 8862 | 6,823,438 | 5,520,349 | --- | 1,303,089 |

**DEPARTMENT OF TRANSPORTATION**

|  |        |      |            |            |     |           |
|--|--------|------|------------|------------|-----|-----------|
| Multimodal Operations Fund (0126)            |        |      |            |            |     |           |
| FRINGES MULTIMODAL PS                        | 04.225 | 0102 | 141,182    | 98,906     | --- | 42,276    |
| GRANTS-SEC 5303 (8)                          | 04.265 | 0437 | 2,013,000  | 756,596    | --- | 1,256,404 |
| GRANTS-SEC 5309 (SEC 3)                      | 04.260 | 1316 | 13,500,000 | 6,979,819  | --- | 6,520,181 |
| SMALL URBANIZED TRAN ASST                    | 04.250 | 4263 | 3,974,641  | ---        | --- | 3,974,641 |
| SUPPORT TO MULTIMODAL DIV                    | 04.230 | 4272 | 71,500     | 32,134     | --- | 39,366    |
| LOCAL RAIL SERVICE ASSIST                    | 04.270 | 5306 | 1          | ---        | --- | 1         |
| TRANSIT FUNDS FOR STATE                      | 04.238 | 5870 | 3,765,590  | ---        | --- | 3,765,590 |
| CI GRANTS SEC 5310 (16)                      | 04.240 | 8493 | 5,000,739  | 3,008,925  | --- | 1,991,814 |
| SMALL URBAN&RURAL TRAN                       | 04.255 | 8726 | 11,256,574 | 7,262,406  | --- | 3,994,168 |
| MULTIMODAL OPS ADMIN PS                      | 04.225 | 8901 | 469,659    | 297,417    | --- | 172,242   |
| MULTIMODAL OPS ADMIN E&E                     | 04.225 | 8902 | 650,000    | 127,673    | --- | 522,327   |
| FEDERAL AVIATION ASSIST                      | 04.280 | 8905 | 19,500,000 | 10,680,346 | --- | 8,819,654 |
| MCSAP/Division of Transportation Fund (0185) |        |      |            |            |     |           |
| FRINGES MULTIMODAL PS                        | 04.225 | 6027 | 24,297     | 7,755      | --- | 16,542    |

**DEPARTMENT OF LABOR AND INDUSTRIAL RELATIONS**

|   |        |      |         |         |         |         |
|---|--------|------|---------|---------|---------|---------|
| Governor's Committee on Employment of the Handicapped Fund (0188) |        |      |         |         |         |         |
| MANAGED BY FM   | 13.015 | 1109 | 41,624  | 36,512  | ---     | 5,112   |
| Unemployment Compensation Administration Fund (0948)              |        |      |         |         |         |         |
| STATEWIDE UNPROGRAM REQ   | 16.100 | 0281 | 200,000 | ---     | ---     | 200,000 |
| STATEWIDE MTN REPAIR  | 16.106 | 0290 | 100,000 | ---     | 100,000 | ---     |
| DOLIR LEASING   | 13.055 | 3233 | 204,082 | 204,082 | ---     | ---     |
| DC STATEWIDE UNPROGRAMMED   | 18.035 | 4682 | 200,000 | ---     | 200,000 | ---     |
| DC STATEWIDE M&R  | 18.050 | 4689 | 100,000 | ---     | 100,000 | ---     |

**STATE OF MISSOURI  
SUMMARY OF APPROPRIATION ACTIVITY  
GENERAL FUND - FEDERAL FUNDS  
FOR THE APPROPRIATION YEAR 2003**

|   | H.B.<br>No. | Appr.<br>No. | Appropriations | Expenditures<br>and<br>Transfers Out | Reappropriations<br>to 2004 | Lapse of<br>Appropriations |
|---|-------------|--------------|----------------|--------------------------------------|-----------------------------|----------------------------|
| <b><u>Director and Staff</u></b>                                  |             |              |                |                                      |                             |                            |
| Labor and Industrial Relations Administrative Fund (0122)         |             |              |                |                                      |                             |                            |
| DIRECTOR AND STAFF PS   | 07.800      | 1869         | 7,070,714      | 6,331,810                            | ---                         | 738,904                    |
| DIRECTOR AND STAFF EE   | 07.800      | 1870         | 9,081,383      | 2,773,186                            | ---                         | 6,308,197                  |
| Unemployment Compensation Administration Fund (0948)              |             |              |                |                                      |                             |                            |
| LIFE INSURANCE COSTS  | 07.800      | 2671         | 87,602         | 87,602                               | ---                         | ---                        |
| DIRECTOR AND STAFF PS   | 07.800      | 5831         | 525,436        | ---                                  | ---                         | 525,436                    |
| DIRECTOR AND STAFF E&E  | 07.800      | 5834         | 1,553,866      | 1,196,413                            | ---                         | 357,453                    |
| <b><u>Division of Labor Standards</u></b>                         |             |              |                |                                      |                             |                            |
| Division of Labor Standards Fund (0186)                           |             |              |                |                                      |                             |                            |
| ADMINISTRATION/LS PS  | 07.815      | 2320         | 191,346        | 19,402                               | ---                         | 171,944                    |
| ADMINISTRATION/LS E&E   | 07.815      | 2507         | 169,470        | 3,484                                | ---                         | 165,986                    |
| ON-SITE CONSULT/LS PS   | 07.820      | 5890         | 547,540        | 373,217                              | ---                         | 174,323                    |
| ON-SITE CONSUL/LS E&E   | 07.820      | 5891         | 218,078        | 150,132                              | ---                         | 67,946                     |
| MINE SAFETY TRNG PRGM PS  | 07.825      | 5892         | 255,839        | 48,661                               | ---                         | 207,178                    |
| MINE SAFETY TRNG PRGM E&E   | 07.825      | 5893         | 106,985        | 57,358                               | ---                         | 49,627                     |
| <b><u>Division of Worker's Compensation</u></b>                   |             |              |                |                                      |                             |                            |
| Labor and Industrial Relations - Crime Victims Fund (0191)        |             |              |                |                                      |                             |                            |
| CRIME VICTIMS ADMIN   | 07.845      | 3887         | 50,000         | ---                                  | ---                         | 50,000                     |
| CRIME VICTIMS COMP FUND   | 07.850      | 7650         | 1,700,001      | 1,525,431                            | ---                         | 174,570                    |
| <b><u>Division of Employment Security</u></b>                     |             |              |                |                                      |                             |                            |
| Unemployment Compensation Administration Fund (0948)              |             |              |                |                                      |                             |                            |
| ADMIN EMP SEC PS  | 07.860      | 0694         | 26,890,864     | 20,507,411                           | ---                         | 6,383,453                  |
| ADMIN EMP SEC E&E   | 07.860      | 0696         | 8,140,188      | 5,352,680                            | ---                         | 2,787,508                  |
| SEASONAL SERVICES PS  | 07.860      | 2666         | 906,632        | ---                                  | ---                         | 906,632                    |
| SEASONAL SERVICES E&E   | 07.860      | 2944         | 483,300        | ---                                  | ---                         | 483,300                    |
| EMPLOYMENT & TRAINING PAY   | 07.865      | 3910         | 9,000,000      | 3,726,282                            | ---                         | 5,273,718                  |
| <b><u>Governor's Council on Disability</u></b>                    |             |              |                |                                      |                             |                            |
| Governor's Committee on Employment of the Handicapped Fund (0188) |             |              |                |                                      |                             |                            |
| COUNCIL ON DISABILITY PS  | 07.880      | 1183         | 243,074        | 161,332                              | ---                         | 81,742                     |
| COUNCIL ON DISABILITY E&E   | 07.880      | 5837         | 591,893        | 474,555                              | ---                         | 117,338                    |

**Commission on Human Rights**

Labor and Industrial Relations - Commission on Human Rights Fund (0117)

|                          |        |      |         |         |     |        |
|--------------------------|--------|------|---------|---------|-----|--------|
| COMM ON HUMAN RIGHTS PS  | 07.885 | 5996 | 639,620 | 569,519 | --- | 70,101 |
| COMM ON HUMAN RIGHTS E&E | 07.885 | 5998 | 187,000 | 107,129 | --- | 79,871 |

**Labor and Industrial Relations Commission**

Unemployment Compensation Administration Fund (0948)

|                           |        |      |         |         |     |        |
|---------------------------|--------|------|---------|---------|-----|--------|
| INDUSTRIAL COMMISSION PS  | 07.810 | 3094 | 235,237 | 202,969 | --- | 32,268 |
| INDUSTRIAL COMMISSION E&E | 07.810 | 3095 | 43,266  | 40,441  | --- | 2,825  |

**DEPARTMENT OF MENTAL HEALTH**

Mental Health Intergovernmental Transfer Fund (0147)

|                           |          |      |            |            |     |         |
|---------------------------|----------|------|------------|------------|-----|---------|
| DMH INTERGOVERNMENTAL TRF | 10.050   | 5906 | 13,372,695 | 13,031,833 | --- | 340,862 |
|                           | & 15.065 |      |            |            |     |         |

Mental Health Fund (0148)

|                           |          |      |            |            |     |         |
|---------------------------|----------|------|------------|------------|-----|---------|
| MENTAL HEALTH LEASING     | 13.090   | 0665 | 93,276     | 20,554     | --- | 72,722  |
| DMH FEDERAL FUND E&E      | 10.030   | 2049 | 1,800,000  | 1,030,765  | --- | 769,235 |
| DMH INTERGOVERNMENTAL TRF | 10.050   | 5905 | 20,167,916 | 20,167,916 | --- | ---     |
|                           | & 15.065 |      |            |            |     |         |
| DMH FEDERAL FUND PS       | 10.030   | 9373 | 100,000    | 4,989      | --- | 95,011  |

**Office of the Director**

Mental Health Fund (0148)

|                         |        |      |           |           |     |         |
|-------------------------|--------|------|-----------|-----------|-----|---------|
| OFFICE INFO SYSTEMS PS  | 10.010 | 0668 | 40,640    | 39,713    | --- | 927     |
| DIRECTOR'S OFFICE PS    | 10.005 | 0670 | 39,620    | 37,971    | --- | 1,649   |
| DIRECTOR'S OFFICE E&E   | 10.005 | 2045 | 40,772    | ---       | --- | 40,772  |
| OFFICE INFO SYSTEMS E&E | 10.010 | 2047 | 1,756,691 | 1,438,084 | --- | 318,607 |
| OPERATIONAL SUPPORT PS  | 10.007 | 5311 | 367,137   | 329,209   | --- | 37,928  |
| OPERATIONAL SUPPORT E&E | 10.007 | 5312 | 694,416   | 259,640   | --- | 434,776 |

**Division of Alcohol and Drug Abuse**

Mental Health Fund (0148)

|                           |        |      |           |           |     |           |
|---------------------------|--------|------|-----------|-----------|-----|-----------|
| STATEWIDE NEEDS ASSESSMT  | 10.105 | 0308 | 400,000   | 302,065   | --- | 97,935    |
| PERFORMANCE MEASURES      | 10.105 | 0868 | 499,843   | 242,278   | --- | 257,565   |
| INCENTIVE & HIGH RISK E&E | 10.110 | 1000 | 3,084,029 | 163,044   | --- | 2,920,985 |
| ADA TREATMENT SVS E&E     | 10.115 | 2051 | 575,082   | 203,027   | --- | 372,055   |
| ADA ADMIN PS              | 10.105 | 2151 | 835,112   | 780,796   | --- | 54,316    |
| ADA ADMIN E&E             | 10.105 | 2152 | 821,957   | 213,792   | --- | 608,165   |
| PREVENTION & EDU SVS      | 10.110 | 2154 | 7,218,264 | 4,160,010 | --- | 3,058,254 |
| KIDS BEAT PROGRAM E&E     | 10.110 | 2919 | 119,000   | 119,000   | --- | ---       |
| SATOP                     | 10.125 | 3899 | 407,458   | 407,458   | --- | ---       |

**STATE OF MISSOURI  
SUMMARY OF APPROPRIATION ACTIVITY  
GENERAL FUND - FEDERAL FUNDS  
FOR THE APPROPRIATION YEAR 2003**

|  | H.B.<br>No. | Appr.<br>No. | Appropriations | Expenditures<br>and<br>Transfers Out | Reappropriations<br>to 2004 | Lapse of<br>Appropriations |
|--|-------------|--------------|----------------|--------------------------------------|-----------------------------|----------------------------|
| PREVENTION & EDU SVS PS                                      | 10.110      | 4143         | 228,162        | 117,157                              | ---                         | 111,005                    |
| PREVENTION & EDU SVS E&E                                     | 10.110      | 4144         | 725,631        | 496,790                              | ---                         | 228,841                    |
| TOBACCO INVESTIGTNS PS                                       | 10.110      | 4145         | 236,110        | 214,468                              | ---                         | 21,642                     |
| TOBACCO INVESTIGTNS E&E                                      | 10.110      | 4146         | 153,622        | 62,644                               | ---                         | 90,978                     |
| ADA TREATMENT SERVICES                                       | 10.115      | 4149         | 29,144,357     | 20,375,556                           | ---                         | 8,768,801                  |
| ADA TREATMENT SVS PS   | 10.115      | 4150         | 659,332        | 645,465                              | ---                         | 13,867                     |
| COMMUNITY 2000   | 10.110      | 4650         | 2,317,651      | 1,756,761                            | ---                         | 560,890                    |
| SCHOOL BASED PREVENTION                                      | 10.110      | 4651         | 383,237        | 291,686                              | ---                         | 91,551                     |
| INCENTIVE & HIGH RISK PS                                     | 10.110      | 5056         | 178,588        | ---                                  | ---                         | 178,588                    |
| SYS ENHANCEMENT (YTH) PS                                     | 10.115      | 5298         | 16,267         | 16,224                               | ---                         | 43                         |
| SYS ENHANCEMENT (YTH) E&E                                    | 10.115      | 5299         | 731,802        | 434,888                              | ---                         | 296,914                    |
| <b><u>Division of Comprehensive Psychiatric Services</u></b> |             |              |                |                                      |                             |                            |
| Mental Health Fund (0148)                                    |             |              |                |                                      |                             |                            |
| HOMELESS MENTALLY ILL  | 10.225      | 0323         | 3,842,992      | 2,323,032                            | ---                         | 1,519,960                  |
| METRO STL PSY CTR PS   | 10.365      | 0874         | 151,914        | 151,914                              | ---                         | ---                        |
| MID MISSOURI MHC PS  | 10.370      | 0876         | 266,775        | 266,701                              | ---                         | 74                         |
| NW MO PSY REHAB CENTER PS                                    | 10.340      | 1003         | 415,260        | 415,260                              | ---                         | ---                        |
| STL PSY REHAB CTR PS   | 10.345      | 1004         | 168,098        | 168,098                              | ---                         | ---                        |
| ADULT COMMUNITY PRGM PS                                      | 10.210      | 1480         | 190,069        | 139,165                              | ---                         | 50,904                     |
| YOUTH COMMUNITY PRGM PS                                      | 10.235      | 1483         | 164,405        | 119,063                              | ---                         | 45,342                     |
| CPS ADMIN PS   | 10.205      | 1846         | 415,320        | 361,633                              | ---                         | 53,687                     |
| CPS ADMIN E&E  | 10.205      | 1847         | 145,401        | 22,072                               | ---                         | 123,329                    |
| ADULT COMMUNITY PRGM E&E                                     | 10.210      | 2054         | 2,151,597      | 591,528                              | ---                         | 1,560,069                  |
| ADULT COMMUNITY PROGRAM                                      | 10.210      | 2055         | 16,665,238     | 11,414,629                           | ---                         | 5,250,609                  |
| YOUTH COMMUNITY PRGM E&E                                     | 10.235      | 2058         | 1,113,607      | 205,473                              | ---                         | 908,134                    |
| YOUTH COMMUNITY PROGRAM                                      | 10.235      | 2059         | 1,196,148      | 683,156                              | ---                         | 512,992                    |
| MID MISSOURI MHC E&E   | 10.370      | 2076         | 760            | 760                                  | ---                         | ---                        |
| MEDICATION COST INCREASES                                    | 10.315      | 2767         | 916,243        | 906,292                              | ---                         | 9,951                      |
| CPS NURS HOME REFORM   | 10.215      | 3903         | 212,599        | 174,883                              | ---                         | 37,716                     |
| HOMELESS MENTALLY ILL E&E                                    | 10.225      | 3904         | 118,400        | 118,399                              | ---                         | 1                          |
| MINORITY HLTH & AGING E&E                                    | 10.205      | 4653         | 7,000          | ---                                  | ---                         | 7,000                      |
| SUICIDE PREVENTION E&E                                       | 10.205      | 4654         | 150,000        | 138,363                              | ---                         | 11,637                     |
| NWMO PSY CTR PS/E&E FLEX                                     | 10.340      | 5108         | 21,856         | 21,856                               | ---                         | ---                        |
| STL PSY CTR PS/E&E FLEX                                      | 10.345      | 5112         | 8,847          | 8,847                                | ---                         | ---                        |
| METRO STL PS/E&E FLEX  | 10.365      | 5117         | 7,995          | 7,995                                | ---                         | ---                        |
| MID MO MHC PS/E&E FLEX                                       | 10.370      | 5120         | 14,041         | 14,041                               | ---                         | ---                        |



|                           |        |      |           |           |     |         |
|---------------------------|--------|------|-----------|-----------|-----|---------|
| HAWTHORN PSY HOSPTL PS    | 10.360 | 5567 | 1,198,380 | 1,191,831 | --- | 6,549   |
| HAWTHORN PSY HOSPTL E&E   | 10.360 | 5568 | 78,684    | 78,684    | --- | ---     |
| WEST MO MHC YOUTH SVS PS  | 10.380 | 5569 | 300,082   | 146,288   | --- | 153,794 |
| WEST MO MHC YOUTH SVS E&E | 10.380 | 5570 | 29,994    | ---       | --- | 29,994  |
| HAWTHORN PS/E&E FLEX      | 10.360 | 5948 | 63,073    | 63,073    | --- | ---     |
| WESTERN YOUTH PS/E&E FLEX | 10.380 | 5949 | 15,794    | ---       | --- | 15,794  |

**Division of Mental Retardation -  
Developmental Disabilities**

Mental Health Fund (0148)

|                           |        |      |           |           |     |           |
|---------------------------|--------|------|-----------|-----------|-----|-----------|
| COMM SUPPORT STAFF PS     | 10.425 | 0878 | 9,544,667 | 9,471,071 | --- | 73,596    |
| BELLEFONTAINE HC PS       | 10.570 | 0886 | 1,032,417 | 1,032,417 | --- | ---       |
| NW COMMUNITY SERVICES PS  | 10.575 | 0887 | 561,393   | 561,381   | --- | 12        |
| MARSHALL HC PS            | 10.580 | 0888 | 1,576,222 | 1,508,478 | --- | 67,744    |
| ST LOUIS DDTC PS          | 10.590 | 0898 | 713,457   | 695,988   | --- | 17,469    |
| SOUTHEAST MO RES SVCS PS  | 10.595 | 0899 | 84,349    | 84,349    | --- | ---       |
| MRDD ADMIN PS             | 10.405 | 1913 | 50,922    | 50,922    | --- | ---       |
| MRDD ADMIN E&E            | 10.405 | 1914 | 7,195     | ---       | --- | 7,195     |
| COMMUNITY PROGRAMS        | 10.415 | 1922 | 9,200,000 | 6,654,892 | --- | 2,545,108 |
| CHILDHOOD INTERVENT SVS   | 10.415 | 1933 | 3,763,919 | 208,710   | --- | 3,555,209 |
| COMM SUPPORT STAFF E&E    | 10.425 | 2100 | 1,348,446 | 1,036,244 | --- | 312,202   |
| SOUTHEAST MO RES SVCS E&E | 10.595 | 2122 | 20,000    | 17,791    | --- | 2,209     |
| BELLEFONTAINE HC E&E      | 10.570 | 2347 | 526,906   | 526,906   | --- | ---       |
| MARSHALL HC E&E           | 10.580 | 2355 | 310,460   | 309,870   | --- | 590       |
| COMMUNITY SUPPORT STAFF   | 10.425 | 2771 | 8,179,464 | 3,916,852 | --- | 4,262,612 |
| HIGGINSVILLE HC PS        | 10.575 | 3027 | 228,904   | 228,884   | --- | 20        |
| KANSAS CITY RC E&E        | 10.520 | 3028 | 5,595     | 4,681     | --- | 914       |
| SIKESTON RC E&E           | 10.540 | 3029 | 5,595     | 5,592     | --- | 3         |
| ST LOUIS RC E&E           | 10.550 | 3030 | 11,190    | 11,179    | --- | 11        |
| NURSING HOME REFORM       | 10.430 | 4162 | 223,748   | 86,706    | --- | 137,042   |
| DEV DISABILITS GRANT PS   | 10.435 | 4163 | 326,019   | 235,287   | --- | 90,732    |
| DEV DISABILITS GRANT E&E  | 10.435 | 4164 | 1,187,593 | 1,069,215 | --- | 118,378   |
| BELLEFONTAINE PS/E&E FLEX | 10.570 | 5145 | 54,338    | 54,333    | --- | 5         |
| HIGGINSVILLE PS/E&E FLEX  | 10.575 | 5147 | 12,047    | 11,668    | --- | 379       |
| NW COMMUNITY PS/E&E FLEX  | 10.575 | 5149 | 103,935   | 103,911   | --- | 24        |
| MARSHALL PS/E&E FLEX      | 10.580 | 5151 | 82,959    | 37,024    | --- | 45,935    |
| STL DDTC PS/E&E FLEX      | 10.590 | 5154 | 37,550    | 37,550    | --- | ---       |
| SE MO RES SVS PS/E&E FLEX | 10.595 | 5156 | 4,439     | 4,439     | --- | ---       |

**DEPARTMENT OF NATURAL RESOURCES**

Natural Resources Fund (0140)

|                          |        |      |         |         |     |        |
|--------------------------|--------|------|---------|---------|-----|--------|
| STATE AUDITOR BILLING    | 06.235 | 2091 | 25,000  | ---     | --- | 25,000 |
| LEASE AND/OR STATE OWNED | 13.017 | 2616 | 232,706 | 232,706 | --- | ---    |
| AGENCY WIDE OPERATIONS   | 17.060 | 2685 | 14,178  | ---     | --- | 14,178 |
| REFUND ACCOUNTS          | 06.405 | 2736 | 1,591   | 1,588   | --- | 3      |

**STATE OF MISSOURI  
SUMMARY OF APPROPRIATION ACTIVITY  
GENERAL FUND - FEDERAL FUNDS  
FOR THE APPROPRIATION YEAR 2003**

|  | H.B.<br>No. | Appr.<br>No. | Appropriations | Expenditures<br>and<br>Transfers Out | Reappropriations<br>to 2004 | Lapse of<br>Appropriations |
|--|-------------|--------------|----------------|--------------------------------------|-----------------------------|----------------------------|
| DNR LEASING                                      | 17.228      | 3334         | 33,743         | 32,062                               | ---                         | 1,681                      |
| DNR LEASING                                      | 13.045      | 4306         | 1,105,142      | 220,617                              | ---                         | 884,525                    |
| Abandoned Mined Reclamation Fund (0697)          |             |              |                |                                      |                             |                            |
| REFUND ACCOUNTS                                  | 06.405      | 3545         | 165            | ---                                  | ---                         | 165                        |
| <b><u>Office of Director</u></b>                 |             |              |                |                                      |                             |                            |
| Natural Resources Fund (0140)                    |             |              |                |                                      |                             |                            |
| DIRECTOR'S OFFICE PS                             | 06.200      | 3272         | 188,839        | 188,592                              | ---                         | 247                        |
| DIRECTOR'S OFFICE E&E                            | 06.200      | 3273         | 86,034         | 83,546                               | ---                         | 2,488                      |
| <b><u>Outreach and Assistance Center</u></b>     |             |              |                |                                      |                             |                            |
| Natural Resources Fund (0140)                    |             |              |                |                                      |                             |                            |
| TECHNICAL ASSIST GRANTS                          | 06.225      | 0715         | 125,000        | 64,506                               | ---                         | 60,494                     |
| HISTORIC PRESERV GRANTS                          | 06.220      | 3290         | 500,000        | 385,552                              | ---                         | 114,448                    |
| ENERGY EFFICIENT SERVICES                        | 06.210      | 3297         | 6,000,000      | 5,021,198                            | ---                         | 978,802                    |
| OUTREACH & ASSISTANCE PS                         | 06.205      | 5437         | 1,484,242      | 1,309,276                            | ---                         | 174,966                    |
| OUTREACH & ASSISTANCE E&E                        | 06.205      | 5448         | 821,717        | 193,442                              | ---                         | 628,275                    |
| <b><u>Division of Administrative Support</u></b> |             |              |                |                                      |                             |                            |
| Natural Resources Fund (0140)                    |             |              |                |                                      |                             |                            |
| DIV OF ADMIN SUPPORT E&E                         | 06.230      | 0918         | 1,084,979      | 636,813                              | ---                         | 448,166                    |
| DIV OF ADMIN SUPPORT PS                          | 06.230      | 0956         | 626,992        | 606,822                              | ---                         | 20,170                     |
| <b><u>Division of Environmental Quality</u></b>  |             |              |                |                                      |                             |                            |
| Natural Resources Fund (0140)                    |             |              |                |                                      |                             |                            |
| EMISSION INSP CONSTRUCT                          | 17.158      | 3266         | 2,400,000      | ---                                  | ---                         | 2,400,000                  |
| LOW INC EMISSION REPAIR                          | 17.160      | 3282         | 1,449,932      | 70,866                               | ---                         | 1,379,066                  |
| LOANS WASTEH2O TRT FACS                          | 17.116      | 4282         | 80,900         | ---                                  | ---                         | 80,900                     |
| <b><u>Air and Land Protection Division</u></b>   |             |              |                |                                      |                             |                            |
| Natural Resources Fund (0140)                    |             |              |                |                                      |                             |                            |
| CLEANUP CONTROLLED SUBST                         | 06.370      | 0576         | 376,200        | 318,657                              | ---                         | 57,543                     |
| HAZARD MAT ANALYSIS                              | 06.390      | 0884         | 100,000        | ---                                  | ---                         | 100,000                    |
| ENVIRONMENT EMERG RESPONS                        | 06.390      | 1358         | 250,000        | ---                                  | ---                         | 250,000                    |
| LEAKING UNDRGRD STOR TANK                        | 06.370      | 2506         | 800,000        | 410,648                              | ---                         | 389,352                    |
| EMISSION INSP OPERATIONS                         | 06.395      | 2803         | 630,000        | ---                                  | ---                         | 630,000                    |
| AIR POLLUTION CNTRL PS                           | 06.320      | 5367         | 417,020        | 416,957                              | ---                         | 63                         |
| AIR POLLUTION CNTRL E&E                          | 06.320      | 5372         | 637,209        | 416,180                              | ---                         | 221,029                    |

|                           |        |      |           |           |     |           |
|---------------------------|--------|------|-----------|-----------|-----|-----------|
| HAZARDOUS WASTE PS        | 06.320 | 5376 | 3,308,675 | 3,289,589 | --- | 19,086    |
| HAZARDOUS WASTE E&E       | 06.320 | 5382 | 679,292   | 432,716   | --- | 246,576   |
| LAND RECLAMATION PS       | 06.320 | 5397 | 536,476   | 536,476   | --- | ---       |
| LAND RECLAMATION E&E      | 06.320 | 5402 | 163,581   | 62,595    | --- | 100,986   |
| ENVIRONMENTAL SVS PS      | 06.320 | 5408 | 1,820,595 | 1,818,222 | --- | 2,373     |
| ENVIRONMENTAL SVS E&E     | 06.320 | 5418 | 738,940   | 613,242   | --- | 125,698   |
| ALPD ADMINISTRATION PS    | 06.320 | 5427 | 328,267   | 315,272   | --- | 12,995    |
| ALPD ADMINISTRATION E&E   | 06.320 | 5430 | 2,224,893 | 218,095   | --- | 2,006,798 |
| WATER QUALITY STUDY WPSCD | 06.330 | 5462 | 305,001   | 161,450   | --- | 143,551   |
| SOLID WASTE MGMT E&E      | 06.320 | 6058 | 8,050     | 1,912     | --- | 6,138     |
| SOLID WASTE MGMT PS       | 06.320 | 6667 | 9,000     | 1,531     | --- | 7,469     |
| AIR POLL CONTROL GRANTS   | 06.360 | 7452 | 1,412,900 | 1,014,894 | --- | 398,006   |
| ABANDNED MINE LAND RECLMT | 06.385 | 7455 | 3,500,000 | 630,166   | --- | 2,869,834 |
| SMALL OPERATOR ASSIST     | 06.385 | 7606 | 50,000    | ---       | --- | 50,000    |
| SUPERFUND CLEANUP         | 06.370 | 8053 | 1,000,000 | 348,562   | --- | 651,438   |

**Water Protection and Soil Conservation**

Natural Resources Fund (0140)

|                           |        |      |           |           |     |           |
|---------------------------|--------|------|-----------|-----------|-----|-----------|
| WATER POLLUTION CNTRL PS  | 06.320 | 5322 | 1,793,059 | 1,784,787 | --- | 8,272     |
| WATER POLLUTION CNTRL E&E | 06.320 | 5326 | 1,380,374 | 442,208   | --- | 938,166   |
| PUBLIC DRINKING WATER PS  | 06.320 | 5333 | 701,539   | 700,455   | --- | 1,084     |
| PUBLIC DRINKING WATER E&E | 06.320 | 5336 | 707,910   | 644,715   | --- | 63,195    |
| REGIONAL OFFICES PS       | 06.320 | 5341 | 1,580,727 | 1,515,713 | --- | 65,014    |
| REGIONAL OFFICES E&E      | 06.320 | 5350 | 596,121   | 374,989   | --- | 221,132   |
| WPSCD ADMINISTRATION PS   | 06.320 | 5361 | 73,038    | 61,524    | --- | 11,514    |
| WPSCD ADMINISTRATION E&E  | 06.320 | 5364 | 241,126   | ---       | --- | 241,126   |
| WATER QUALITY STUDY ALPD  | 06.330 | 5461 | 8,849,924 | 4,351,111 | --- | 4,498,813 |
| DEMONSTRATION PROJECTS    | 06.350 | 8046 | 100,000   | ---       | --- | 100,000   |

**Geological Survey and Resource Assessment**

**Division**

Natural Resources Fund (0140)

|                           |        |      |         |         |     |         |
|---------------------------|--------|------|---------|---------|-----|---------|
| ADMIN & SUPPORT PS        | 06.305 | 5224 | 66,826  | 66,761  | --- | 65      |
| ADMIN & SUPPORT E&E       | 06.305 | 5225 | 9,291   | 6,132   | --- | 3,159   |
| LAND SURVEY E&E           | 06.305 | 5230 | 20,000  | 9,683   | --- | 10,317  |
| GEOLOGICAL SURVEY PS      | 06.305 | 5233 | 601,075 | 437,075 | --- | 164,000 |
| GEOLOGICAL SURVEY E&E     | 06.305 | 5234 | 322,352 | 133,775 | --- | 188,577 |
| WATER RESOURCES PS        | 06.305 | 5247 | 288,139 | 198,810 | --- | 89,329  |
| WATER RESOURCES E&E       | 06.305 | 5248 | 89,652  | 18,621  | --- | 71,031  |
| DAM & RESERVOIR SAFETY PS | 06.305 | 5251 | 8,371   | 4,004   | --- | 4,367   |
| DAM & RESERVOIR SAFTY E&E | 06.305 | 5252 | 115,001 | 106,907 | --- | 8,094   |
| LAND SURVEY RESTOR PROJ   | 06.315 | 7772 | 100,000 | 14,025  | --- | 85,975  |

**STATE OF MISSOURI  
SUMMARY OF APPROPRIATION ACTIVITY  
GENERAL FUND - FEDERAL FUNDS  
FOR THE APPROPRIATION YEAR 2003**

|  | H.B.<br>No. | Appr.<br>No. | Appropriations | Expenditures<br>and<br>Transfers Out | Reappropriations<br>to 2004 | Lapse of<br>Appropriations |
|--|-------------|--------------|----------------|--------------------------------------|-----------------------------|----------------------------|
| <b><u>Division of State Parks</u></b>  |             |              |                |                                      |                             |                            |
| Natural Resources Fund (0140)  |             |              |                |                                      |                             |                            |
| STATE PARK OPERATION PS  | 06.255      | 1946         | 109,489        | 74,728                               | ---                         | 34,761                     |
| STATE PARK OPERATION E&E   | 06.255      | 1947         | 51,148         | 10,457                               | ---                         | 40,691                     |
| STATE PARK GRANTS  | 06.290      | 2089         | 175,000        | 118,696                              | ---                         | 56,304                     |
| OUTDOOR RECREATION GRANTS  | 06.295      | 3292         | 2,324,034      | 1,230,690                            | 1,093,344                   | ---                        |
| CI EXPEND OF GIFTS ETC   | 16.132      | 3520         | 2,462,372      | 1,221,094                            | 509,565                     | 731,713                    |
| STATE PARKS EXPENSE AUTH   | 18.065      | 4706         | 677,000        | 135,377                              | 107,308                     | 434,315                    |
| LEWIS & CLARK BICENTEN   | 19.025      | 4885         | 50,000         | ---                                  | 50,000                      | ---                        |
| <b><u>DEPARTMENT OF PUBLIC SAFETY</u></b>                                    |             |              |                |                                      |                             |                            |
| Public Safety - Highway Safety Fund (0149)                                   |             |              |                |                                      |                             |                            |
| MANAGED BY FM  | 13.015      | 1104         | 2,448          | 1,812                                | ---                         | 636                        |
| Public Safety Fund (0152)  |             |              |                |                                      |                             |                            |
| MANAGED BY FM  | 13.015      | 1105         | 21,911         | 19,933                               | ---                         | 1,978                      |
| <b><u>Office of the Director</u></b>   |             |              |                |                                      |                             |                            |
| Public Safety - Juvenile Accountability Incentive<br>Block Grant Fund (0121) |             |              |                |                                      |                             |                            |
| JUV JUS ACCTABILITY GRANT  | 08.025      | 1584         | 6,419,607      | 5,128,259                            | ---                         | 1,291,348                  |
| DIRECTOR ADMIN PS  | 08.005      | 1603         | 39,251         | 39,237                               | ---                         | 14                         |
| DIRECTOR ADMIN E&E   | 08.005      | 1604         | 15,820         | 3,950                                | ---                         | 11,870                     |
| Public Safety Fund (0152)  |             |              |                |                                      |                             |                            |
| NARCOTICS CONTROL ASSIST   | 08.040      | 0961         | 11,000,000     | 7,069,528                            | ---                         | 3,930,472                  |
| VICTIM OF CRIME ACT  | 08.060      | 0962         | 9,000,000      | 6,712,275                            | ---                         | 2,287,725                  |
| JUV JUS DELINQUENCY PREV   | 08.020      | 1377         | 2,500,000      | 1,942,071                            | ---                         | 557,929                    |
| DIRECTOR ADMIN E&E   | 08.005      | 1429         | 193,774        | 35,023                               | ---                         | 158,751                    |
| VIOLENCE AGAINST WOMEN   | 08.065      | 2331         | 3,200,000      | 2,079,490                            | ---                         | 1,120,510                  |
| JUV JUS CHALLENGE PRGM   | 08.015      | 3140         | 350,000        | 115,247                              | ---                         | 234,753                    |
| LOCAL LAW ENFORCEMT BLOCK  | 08.035      | 3389         | 800,000        | 799,405                              | ---                         | 595                        |
|  | & 15.045    |              |                |                                      |                             |                            |
| RESIDENTIAL SUBST ABUSE  | 08.090      | 3390         | 1,227,000      | 956,972                              | ---                         | 270,028                    |
| DIRECTOR ADMIN PS  | 08.005      | 4340         | 333,254        | 248,857                              | ---                         | 84,397                     |
| DIRECTOR ADMIN   | 08.005      | 4471         | 200,000        | ---                                  | ---                         | 200,000                    |

**Division of Highway Safety**

Public Safety - Highway Safety Fund (0149)

|                           |        |      |            |            |     |           |
|---------------------------|--------|------|------------|------------|-----|-----------|
| HIGHWAY SAFETY ADMIN PS   | 08.195 | 2627 | 438,207    | 373,213    | --- | 64,994    |
| HIGHWAY SAFETY ADMIN E&E  | 08.195 | 2630 | 74,021     | 53,794     | --- | 20,227    |
| HIGHWAY SAFETY GRANT      | 08.200 | 3442 | 19,800,000 | 11,372,809 | --- | 8,427,191 |
| HIGHWAY SAFETY GRANT      | 17.192 | 4901 | 7,152,421  | ---        | --- | 7,152,421 |
| Public Safety Fund (0152) |        |      |            |            |     |           |
| MOTOR CARRIER SFTY ASSIST | 08.210 | 4480 | 1,350,000  | 985,695    | --- | 364,305   |

**Capitol Police**

Public Safety Fund (0152)

|                    |        |      |        |       |     |        |
|--------------------|--------|------|--------|-------|-----|--------|
| CAPITOL POLICE E&E | 08.105 | 4583 | 18,241 | 4,657 | --- | 13,584 |
|--------------------|--------|------|--------|-------|-----|--------|

**State Highway Patrol**

Public Safety Fund (0152)

|                           |        |      |            |           |         |           |
|---------------------------|--------|------|------------|-----------|---------|-----------|
| HIGH INTSTY DRUG TRAFFG   | 08.110 | 0625 | 3,200,000  | 1,273,126 | ---     | 1,926,874 |
| DARE REGIONAL TRN CTR PS  | 08.145 | 0626 | 94,004     | 56,393    | ---     | 37,611    |
| SHP TECHNICAL SERVICE PS  | 08.160 | 0629 | 275,197    | 140,899   | ---     | 134,298   |
| SHP ACADEMY PS            | 08.145 | 0971 | 83,129     | 78,542    | ---     | 4,587     |
| SHP ACADEMY E&E           | 08.145 | 0972 | 87,859     | 33,584    | ---     | 54,275    |
| VEH & DRIVER SAFETY E&E   | 08.150 | 0974 | 82,550     | ---       | ---     | 82,550    |
| SHP ENFORCEMENT PS        | 08.125 | 1135 | 1,747,094  | 1,434,016 | ---     | 313,078   |
| SHP ENFORCEMENT E&E       | 08.125 | 1140 | 9,986,867  | 2,594,336 | ---     | 7,392,531 |
| DARE REGIONAL TRN CTR E&E | 08.145 | 2282 | 159,256    | 2,955     | ---     | 156,301   |
| SHP TECHNICAL SERVICE E&E | 08.160 | 2284 | 10,107,263 | 3,741,113 | ---     | 6,366,150 |
| FRINGE BENEFITS PS        | 08.115 | 4345 | 826,070    | 724,583   | ---     | 101,487   |
| FRINGE BENEFITS E&E       | 08.115 | 4348 | 59,010     | 17,467    | ---     | 41,543    |
| CRIME LABS GRANTS         | 08.140 | 4372 | 377,698    | 152,090   | ---     | 225,608   |
| SHP ENFORCEMENT E&E       | 21.120 | 5562 | 508,000    | 274,829   | 233,171 | ---       |
| CRIME LABS PS             | 08.140 | 9478 | 300,723    | 151,989   | ---     | 148,734   |
| CRIME LABS E&E            | 08.140 | 9479 | 177,191    | 114,562   | ---     | 62,629    |

**Division of Liquor Control**

Public Safety Fund (0152)

|                    |        |      |         |         |     |        |
|--------------------|--------|------|---------|---------|-----|--------|
| LIQUOR CONTROL PS  | 08.175 | 3088 | 180,063 | 102,919 | --- | 77,144 |
| LIQUOR CONTROL E&E | 08.175 | 3089 | 79,258  | 59,824  | --- | 19,434 |

**Missouri State Water Patrol**

Public Safety Fund (0152)

|                        |        |      |           |           |     |         |
|------------------------|--------|------|-----------|-----------|-----|---------|
| STATE WATER PATROL E&E | 08.170 | 5674 | 1,436,728 | 1,132,350 | --- | 304,378 |
| STATE WATER PATROL PS  | 08.170 | 8414 | 197,399   | 120,933   | --- | 76,466  |

**Adjutant General**

Adjutant General Fund (0190)

|                          |        |      |           |           |     |           |
|--------------------------|--------|------|-----------|-----------|-----|-----------|
| REAL PROPERTY OPERATIONS | 16.210 | 0325 | 781,125   | 2,885     | --- | 778,240   |
| FED ENVIR COMPLI NONARMO | 16.214 | 0416 | 1,264,477 | 16,999    | --- | 1,247,478 |
| CONST NEW ARMORY SEDALIA | 16.222 | 0992 | 2,896,679 | 2,490,289 | --- | 406,390   |

**STATE OF MISSOURI  
SUMMARY OF APPROPRIATION ACTIVITY  
GENERAL FUND - FEDERAL FUNDS  
FOR THE APPROPRIATION YEAR 2003**

|   | H.B.<br>No. | Appr.<br>No. | Appropriations | Expenditures<br>and<br>Transfers Out | Reappropriations<br>to 2004 | Lapse of<br>Appropriations |
|---|-------------|--------------|----------------|--------------------------------------|-----------------------------|----------------------------|
| TROUPERS TRNG SCHOOL EE                         | 08.310      | 1868         | 637,838        | ---                                  | ---                         | 637,838                    |
| OPERATIONAL M & R                               | 08.280      | 2166         | 100,000        | ---                                  | ---                         | 100,000                    |
| SHOW-ME CHALLENGE E&E                           | 08.305      | 2290         | 847,852        | 299,849                              | ---                         | 548,003                    |
| NATIONAL GUARD                                  | 13.065      | 3195         | 1,456,938      | 551,457                              | ---                         | 905,481                    |
| SHOW-ME CHALLENGE PS                            | 08.305      | 4339         | 877,555        | 576,252                              | ---                         | 301,303                    |
| TROUPERS TRNG SCHOOL PS                         | 08.310      | 4350         | 371,449        | 27,630                               | ---                         | 343,819                    |
| ORG MTN CAMP CROWDER                            | 16.206      | 4620         | 44,712         | ---                                  | ---                         | 44,712                     |
| ADJ GEN REAL PROPERTY OPS                       | 18.145      | 4781         | 5,081,840      | 2,131,304                            | 2,084,987                   | 865,549                    |
| ADJ GEN ENVIRONMENT COMP                        | 19.050      | 4891         | 538,210        | 488,086                              | 50,123                      | 1                          |
| ADJ GEN FED DESIGN FUNDS                        | 19.065      | 4894         | 2,000,000      | 585,470                              | 1,414,530                   | ---                        |
| MARYVILLE ARMORY                                | 19.070      | 4896         | 3,820,100      | 2,867,214                            | ---                         | 952,886                    |
| MARYVILLE ARMORY DONATED                        | 19.070      | 4897         | 1,976,967      | 1,907,907                            | ---                         | 69,060                     |
| SOUTH KC ARMORY                                 | 20.005      | 5661         | 5,267,643      | 50,732                               | 5,216,911                   | ---                        |
| ADJ GEN ENVIRONMENT COMP                        | 19.050      | 6184         | 1,202,410      | 15,396                               | 1,187,014                   | ---                        |
| CONTRACT SERVICES PS                            | 08.300      | 6463         | 7,125,421      | 5,633,738                            | ---                         | 1,491,683                  |
| & 15.055  |             |              |                |                                      |                             |                            |
| CONTRACT SERVICES E&E                           | 08.300      | 6464         | 8,050,000      | 7,651,756                            | ---                         | 398,244                    |
| CONTRACT SERVICES REFUNDS                       | 08.300      | 6465         | 100,000        | 68,558                               | ---                         | 31,442                     |
| <b><u>State Emergency Management Agency</u></b> |             |              |                |                                      |                             |                            |
| State Emergency Management Fund (0145)          |             |              |                |                                      |                             |                            |
| MERC DISTRIBUTIONS                              | 08.325      | 0648         | 350,000        | 286,184                              | ---                         | 63,816                     |
| SEMA GRANT                                      | 08.330      | 1235         | 7,500,000      | 5,265,255                            | ---                         | 2,234,745                  |
| A G SEMA PS                                     | 08.320      | 1238         | 974,756        | 784,394                              | ---                         | 190,362                    |
| SEMA US&R GRANT                                 | 08.320      | 5762         | 75,000         | ---                                  | ---                         | 75,000                     |
| A G SEMA E&E                                    | 08.320      | 6466         | 216,023        | 204,628                              | ---                         | 11,395                     |
| Homeland Security Fund (0154)                   |             |              |                |                                      |                             |                            |
| OA HOMELAND SECURITY                            | 08.331      | 5855         | 1              | ---                                  | ---                         | 1                          |
| MDA HOMELAND SECURITY                           | 08.331      | 5856         | 376,341        | 260,279                              | ---                         | 116,062                    |
| DNR HOMELAND SECURITY                           | 08.331      | 5857         | 432,401        | 74,504                               | ---                         | 357,897                    |
| GOV HOMELAND SECURITY                           | 08.331      | 5858         | 1              | ---                                  | ---                         | 1                          |
| HOMELAND SECURITY                               | 08.332      | 5970         | 1,054,927      | 629,233                              | ---                         | 425,694                    |
| Missouri Disaster Fund (0663)                   |             |              |                |                                      |                             |                            |
| SEMA GRANT                                      | 08.330      | 8415         | 59,400,000     | 59,350,548                           | ---                         | 49,452                     |

**Missouri Veterans' Commission**

Missouri Veterans Commission Fund (0184)

|                           |        |      |            |           |           |        |
|---------------------------|--------|------|------------|-----------|-----------|--------|
| CONST 100 BED DEMENT UN   | 16.194 | 0410 | 9,402,835  | 5,437,165 | 3,965,669 | 1      |
| VET CEMETARY BLOOMFIELD   | 16.200 | 0413 | 5,998,575  | 5,182,077 | 816,498   | ---    |
| VET CEMETARY JACKSONVILLE | 16.200 | 1311 | 5,377,829  | 4,089,108 | 1,288,721 | ---    |
| DES CONST CAMERON VH      | 16.186 | 1531 | 114,950    | 29,629    | ---       | 85,321 |
| IMPRV VET HOMES STWIDE    | 16.188 | 3807 | 12,163,469 | 7,215,077 | 4,948,392 | ---    |
| DES IMPRV VET CEMETARIES  | 16.190 | 3810 | 420,284    | 396,399   | ---       | 23,885 |

**DEPARTMENT OF REVENUE****Division of Administration**

Revenue Fund (0132)

|                           |        |      |        |        |     |        |
|---------------------------|--------|------|--------|--------|-----|--------|
| DIV OF ADMINISTRATION E&E | 04.005 | 1635 | 70,000 | 16,288 | --- | 53,712 |
|---------------------------|--------|------|--------|--------|-----|--------|

**Division of Motor Vehicle and Drivers****Licensing**

Revenue Fund (0132)

|                          |        |      |           |         |     |           |
|--------------------------|--------|------|-----------|---------|-----|-----------|
| MV/DL OFFICE PS/E&E FLEX | 04.005 | 5894 | 8,281     | ---     | --- | 8,281     |
| MV/DL CENTRAL OFFICE PS  | 04.005 | 7332 | 698,847   | 18,298  | --- | 680,549   |
| MV/DL CENTRAL OFFICE E&E | 04.005 | 7333 | 2,702,325 | 801,579 | --- | 1,900,746 |

**DEPARTMENT OF SOCIAL SERVICES**

Pharmacy Rebates Fund (0114)

|                         |        |      |         |       |     |         |
|-------------------------|--------|------|---------|-------|-----|---------|
| SOCIAL SERVICES LEASING | 13.100 | 2390 | 109,079 | 1,754 | --- | 107,325 |
| SOCIAL SERVICES LEASING | 17.226 | 3321 | 2,460   | ---   | --- | 2,460   |

Third Party Liability Collections Fund (0120)

|                         |        |      |       |       |     |       |
|-------------------------|--------|------|-------|-------|-----|-------|
| SOCIAL SERVICES LEASING | 13.100 | 2389 | 4,248 | 4,204 | --- | 44    |
| SOCIAL SERVICES LEASING | 17.226 | 3322 | 7,380 | ---   | --- | 7,380 |

Division of Family Services Donations Fund (0167)

|                        |        |      |        |       |     |        |
|------------------------|--------|------|--------|-------|-----|--------|
| FED GRANTS & DONATIONS | 11.020 | 9946 | 24,000 | 1,250 | --- | 22,750 |
|------------------------|--------|------|--------|-------|-----|--------|

Division of Aging Donations Fund (0168)

|                        |        |      |       |     |     |       |
|------------------------|--------|------|-------|-----|-----|-------|
| FED GRANTS & DONATIONS | 11.020 | 9945 | 1,000 | --- | --- | 1,000 |
|------------------------|--------|------|-------|-----|-----|-------|

Temporary Assistance for Needy Families Fund (0199)

|                           |        |      |         |         |     |         |
|---------------------------|--------|------|---------|---------|-----|---------|
| SOCIAL SERVICES LEASING   | 13.100 | 1436 | 915,780 | ---     | --- | 915,780 |
| WORK SUPPORT TRANSPORT    | 17.200 | 4988 | 3,902   | ---     | --- | 3,902   |
| CASE MANAGEMENT CONTRACTS | 17.200 | 4990 | 150,000 | ---     | --- | 150,000 |
| CASEY JOBS INSTITUTE      | 17.200 | 4992 | 30,667  | ---     | --- | 30,667  |
| BOOTHEEL PROJ 8 COUNTY    | 17.200 | 4996 | 62,050  | 62,050  | --- | ---     |
| WORK FIRST                | 17.200 | 4998 | 253,029 | 247,609 | --- | 5,420   |

Social Services and Other Sources Fund (0610)

|                          |        |      |           |           |         |           |
|--------------------------|--------|------|-----------|-----------|---------|-----------|
| SOCIAL SERVICES LEASING  | 13.100 | 1435 | 7,334,302 | 5,327,050 | ---     | 2,007,252 |
| SOCIAL SERVICES LEASING  | 17.232 | 2600 | 210,612   | ---       | 210,612 | ---       |
| LEASE AND/OR STATE OWNED | 13.017 | 2619 | 912,908   | 912,908   | ---     | ---       |

**STATE OF MISSOURI  
SUMMARY OF APPROPRIATION ACTIVITY  
GENERAL FUND - FEDERAL FUNDS  
FOR THE APPROPRIATION YEAR 2003**

|  | H.B.<br>No. | Appr.<br>No. | Appropriations | Expenditures<br>and<br>Transfers Out | Reappropriations<br>to 2004 | Lapse of<br>Appropriations |
|--|-------------|--------------|----------------|--------------------------------------|-----------------------------|----------------------------|
| DGS MAINTENANCE & REPAIR                                   | 11.025      | 2999         | 10,138         | 10,000                               | ---                         | 138                        |
| DYS MAINTENANCE & REPAIR                                   | 11.025      | 3001         | 138,243        | 134,904                              | ---                         | 3,339                      |
| SOCIAL SERVICES LEASING                                    | 17.226      | 3313         | 239,846        | ---                                  | ---                         | 239,846                    |
| SYS FURN STR MODS  | 17.222      | 4516         | 1,080,825      | 1,080,812                            | ---                         | 13                         |
| FED GRANTS & DONATIONS                                     | 11.020      | 9942         | 12,404,000     | 3,754,737                            | ---                         | 8,649,263                  |
| <b><u>Office of the Director</u></b>                       |             |              |                |                                      |                             |                            |
| Social Services and Other Sources Fund (0610)              |             |              |                |                                      |                             |                            |
| OFFICE OF DIRECTOR PS                                      | 11.005      | 2956         | 12,042         | 12,029                               | ---                         | 13                         |
| PERSONNEL & LABOR REL PS                                   | 11.027      | 2996         | 26,179         | 26,013                               | ---                         | 166                        |
| PERSONNEL & LABOR REL E&E                                  | 11.027      | 2997         | 2,645          | 2,301                                | ---                         | 344                        |
| OFFICE OF DIRECTOR E&E                                     | 11.005      | 3065         | 1,500          | 1,500                                | ---                         | ---                        |
| OFC OF CIVIL RIGHTS PS                                     | 11.038      | 6009         | 168,151        | 168,151                              | ---                         | ---                        |
| OFC OF CIVIL RIGHTS E&E                                    | 11.038      | 6010         | 38,492         | 32,291                               | ---                         | 6,201                      |
| <b><u>Division of Budget and Finance</u></b>               |             |              |                |                                      |                             |                            |
| Federal and Other Fund (0189)                              |             |              |                |                                      |                             |                            |
| RECPT & DISBRSMT REFUNDS                                   | 11.030      | 6348         | 6,175,000      | 5,689,827                            | ---                         | 485,173                    |
| Social Services and Other Sources Fund (0610)              |             |              |                |                                      |                             |                            |
| BUDGET & FINANCE PS  | 11.028      | 2958         | 416,372        | 395,483                              | ---                         | 20,889                     |
| BUDGET & FINANCE E&E                                       | 11.028      | 2959         | 116,518        | 66,057                               | ---                         | 50,461                     |
| <b><u>Information Services and Technology Division</u></b> |             |              |                |                                      |                             |                            |
| Third Party Liability Collections Fund (0120)              |             |              |                |                                      |                             |                            |
| ISTD PS  | 11.036      | 0185         | 7,294          | 3,887                                | ---                         | 3,407                      |
| ISTD E&E   | 11.036      | 2133         | 43,271         | 43,271                               | ---                         | ---                        |
| Temporary Assistance for Needy Families<br>Fund (0199)     |             |              |                |                                      |                             |                            |
| ISTD E&E   | 11.036      | 2134         | 2,215,000      | 2,215,000                            | ---                         | ---                        |
| Social Services and Other Sources Fund (0610)              |             |              |                |                                      |                             |                            |
| ISTD E&E   | 11.036      | 2374         | 23,332,990     | 15,443,867                           | ---                         | 7,889,123                  |
| ISTD PS  | 11.036      | 2960         | 4,516,856      | 4,331,423                            | ---                         | 185,433                    |
| <b><u>Division of General Services</u></b>                 |             |              |                |                                      |                             |                            |
| Social Services and Other Sources Fund (0610)              |             |              |                |                                      |                             |                            |
| GENERAL SERVICES PS  | 11.037      | 2962         | 271,182        | 270,266                              | ---                         | 916                        |
| GENERAL SERVICES E&E                                       | 11.037      | 2963         | 83,424         | 83,421                               | ---                         | 3                          |



**Division of Legal Services**

## Third Party Liability Collections Fund (0120)

|                    |        |      |         |         |     |        |
|--------------------|--------|------|---------|---------|-----|--------|
| LEGAL SERVICES PS  | 11.038 | 1009 | 483,303 | 482,047 | --- | 1,256  |
| LEGAL SERVICES E&E | 11.038 | 1011 | 318,163 | 218,236 | --- | 99,927 |

## Social Services and Other Sources Fund (0610)

|                    |        |      |           |           |     |        |
|--------------------|--------|------|-----------|-----------|-----|--------|
| LEGAL SERVICES PS  | 11.038 | 2964 | 2,974,795 | 2,967,003 | --- | 7,792  |
| LEGAL SERVICES E&E | 11.038 | 2965 | 806,218   | 717,550   | --- | 88,668 |

**Division of Child Support Enforcement**

## Social Services and Other Sources Fund (0610)

|                           |        |      |            |            |     |           |
|---------------------------|--------|------|------------|------------|-----|-----------|
| PRIVATIZATION COLLECTIONS | 11.050 | 0749 | 990,000    | 376,634    | --- | 613,366   |
| MULTI COUNTY SERVICE CTRS | 11.045 | 1411 | 1,270,000  | 1,146,172  | --- | 123,828   |
| PARENT'S FAIR SHARE PS    | 11.040 | 1468 | 848,133    | 810,887    | --- | 37,246    |
| MACSS                     | 17.204 | 3309 | 300        | ---        | --- | 300       |
| PARENT'S FAIR SHARE E&E   | 11.040 | 3325 | 3,599,973  | 387,851    | --- | 3,212,122 |
| CSE ADMIN PS              | 11.039 | 7544 | 25,780,723 | 23,569,228 | --- | 2,211,495 |
| CSE ADMIN E&E             | 11.039 | 7545 | 15,333,153 | 11,463,143 | --- | 3,870,010 |
| CSE COUNTY REIMBURSEMENT  | 11.055 | 7548 | 7,500,000  | 7,499,999  | --- | 1         |
| DISTRIBUTION PASS THROUGH | 11.060 | 7549 | 42,000,000 | 40,267,084 | --- | 1,732,916 |

**Division of Family Services**

## Third Party Liability Collections Fund (0120)

|                        |        |      |         |     |     |         |
|------------------------|--------|------|---------|-----|-----|---------|
| DFS ADMIN SERVICES E&E | 11.080 | 3721 | 297,900 | --- | --- | 297,900 |
|------------------------|--------|------|---------|-----|-----|---------|

## Division of Family Services Donations Fund (0167)

|                           |        |      |         |        |     |         |
|---------------------------|--------|------|---------|--------|-----|---------|
| SVS FOR VISUALLY IMPAIRED | 11.200 | 4854 | 100,000 | ---    | --- | 100,000 |
| POLK COUNTY TRUST         | 11.110 | 8462 | 10,000  | 10,000 | --- | ---     |

## Temporary Assistance for Needy Families Fund (0199)

|                           |        |      |             |             |     |           |
|---------------------------|--------|------|-------------|-------------|-----|-----------|
| PURCHASE OF CHILD CARE    | 11.135 | 0180 | 3,271,331   | 3,071,264   | --- | 200,067   |
| CHILDREN'S TREATMENT SVS  | 11.205 | 1611 | 1,573,418   | 1,573,418   | --- | ---       |
| RESIDENTIAL TREATMENT SVS | 11.215 | 1612 | 1,366,385   | 1,366,385   | --- | ---       |
| TEMPORARY ASSISTANCE      | 11.140 | 3597 | 117,402,175 | 116,847,696 | --- | 554,479   |
| DFS ADMIN SERVICES PS     | 11.080 | 4036 | 672,228     | 643,161     | --- | 29,067    |
| DFS ADMIN SERVICES E&E    | 11.080 | 4037 | 3,384,295   | 2,758,443   | --- | 625,852   |
| FAMIS                     | 11.115 | 4040 | 1,084,309   | 1,084,304   | --- | 5         |
| FIELD SERVICES PS         | 11.085 | 4043 | 7,820,018   | 7,264,797   | --- | 555,221   |
| FIELD SERVICES E&E        | 11.085 | 4044 | 1,012,550   | 1,012,550   | --- | ---       |
| LINE STAFF PS             | 11.085 | 4046 | 12,852,660  | 12,589,262  | --- | 263,398   |
| DIRECT CLIENT SUPPORT     | 11.120 | 4052 | 12,128,085  | 9,888,563   | --- | 2,239,522 |
| COMMUNITY PARTNERSHIP     | 11.125 | 5652 | 4,081,624   | 2,353,375   | --- | 1,728,249 |

## Social Services and Other Sources Fund (0610)

|                           |        |      |            |            |     |         |
|---------------------------|--------|------|------------|------------|-----|---------|
| RESIDENTIAL TREATMENT SVS | 11.215 | 0034 | 39,342,899 | 39,342,899 | --- | ---     |
| FOOD DISTRIBUTION PRGM    | 11.185 | 0179 | 1,000,000  | 1,000,000  | --- | ---     |
| SVS FOR VISUALLY IMPAIRED | 11.200 | 1416 | 5,085,000  | 5,013,376  | --- | 71,624  |
| DFS ADMIN SERVICES PS     | 11.080 | 1457 | 5,708,499  | 5,374,212  | --- | 334,287 |
| DFS ADMIN SERVICES E&E    | 11.080 | 1461 | 2,662,596  | 2,001,611  | --- | 660,985 |

**STATE OF MISSOURI  
SUMMARY OF APPROPRIATION ACTIVITY  
GENERAL FUND - FEDERAL FUNDS  
FOR THE APPROPRIATION YEAR 2003**

|                           | H.B.<br>No. | Appr.<br>No. | Appropriations | Expenditures<br>and<br>Transfers Out | Reappropriations<br>to 2004 | Lapse of<br>Appropriations |
|---------------------------|-------------|--------------|----------------|--------------------------------------|-----------------------------|----------------------------|
| BLIND ADMIN PS            | 11.197      | 1462         | 3,045,694      | 2,815,330                            | ---                         | 230,364                    |
| BLIND ADMIN E&E           | 11.197      | 1466         | 892,431        | 452,598                              | ---                         | 439,833                    |
| CHILDREN'S PROGRAM POOL   | 11.205      | 1736         | 12,147,306     | 12,144,881                           | ---                         | 2,425                      |
| & 15.085                  |             |              |                |                                      |                             |                            |
| IV-E AUTH JUVENILE COURT  | 11.225      | 1737         | 700,000        | 243,609                              | ---                         | 456,391                    |
| REFUGEE ASSISTANCE        | 11.165      | 3159         | 3,812,553      | 3,724,554                            | ---                         | 87,999                     |
| STAFF TRAINING E&E        | 11.105      | 3589         | 548,632        | 349,661                              | ---                         | 198,971                    |
| PURCHASE OF CHILD CARE    | 11.135      | 3593         | 100,952,629    | 100,949,262                          | ---                         | 3,367                      |
| PSYCHIATRIC DIVERSION     | 11.220      | 3604         | 9,691,373      | 9,691,373                            | ---                         | ---                        |
| COMMUNITY SVS BLOCK GRANT | 11.170      | 4499         | 15,750,420     | 14,776,846                           | ---                         | 973,574                    |
| & 15.080                  |             |              |                |                                      |                             |                            |
| COMM SVS BLOCK GRANT STL  | 11.170      | 4500         | 3,393,751      | 3,393,751                            | ---                         | ---                        |
| FOSTER CARE               | 11.205      | 4858         | 11,216,611     | 11,216,611                           | ---                         | ---                        |
| ENERGY ASSISTANCE         | 11.190      | 4860         | 41,794,695     | 41,150,161                           | ---                         | 644,534                    |
| EBT E&E                   | 11.100      | 5257         | 2,669,581      | 2,200,784                            | ---                         | 468,797                    |
| DFS TECHNOLOGY            | 21.145      | 5602         | 255,883        | 255,581                              | ---                         | 302                        |
| COMMUNITY PARTNERSHIP     | 11.125      | 5653         | 3,402,175      | 3,301,245                            | ---                         | 100,930                    |
| ADOP/GUARDIANSHIP SUBSIDY | 11.205      | 5702         | 13,169,821     | 13,169,821                           | ---                         | ---                        |
| FIELD SERVICES E&E        | 11.085      | 5710         | 8,211,491      | 7,350,365                            | ---                         | 861,126                    |
| MO MENTORING PARTNERSHIP  | 11.125      | 5824         | 778,143        | 725,965                              | ---                         | 52,178                     |
| RECPT&DISBR OF SS1 PYMTS  | 11.155      | 6373         | 4,000,000      | 2,516,479                            | ---                         | 1,483,521                  |
| CHILD ABUSE/NEGLECT GRANT | 11.235      | 6375         | 1,000,000      | 726,044                              | ---                         | 273,956                    |
| INDEPENDENT LIVING        | 11.205      | 7560         | 3,393,228      | 3,393,228                            | ---                         | ---                        |
| FOOD STAMP TRAINING       | 11.130      | 7658         | 7,100,000      | 3,843,288                            | ---                         | 3,256,712                  |
| GENERAL RELIEF            | 11.152      | 8178         | 1,082,000      | 1,082,000                            | ---                         | ---                        |
| & 15.072                  |             |              |                |                                      |                             |                            |
| HOMELESS CHALLENGE GRANT  | 11.175      | 8180         | 500,000        | 407,584                              | ---                         | 92,416                     |
| EMERGENCY SHELTER GRANTS  | 11.180      | 8467         | 1,340,000      | 1,340,000                            | ---                         | ---                        |
| FIELD SERVICES PS         | 11.085      | 8785         | 20,803,989     | 19,203,828                           | ---                         | 1,600,161                  |
| LINE STAFF PS             | 11.085      | 8788         | 59,466,256     | 55,674,508                           | ---                         | 3,791,748                  |
| CHILDREN'S TREATMENT SVS  | 11.205      | 9318         | 3,912,629      | 3,912,579                            | ---                         | 50                         |
| FAMIS                     | 11.115      | 9326         | 2,704,764      | 2,704,764                            | ---                         | ---                        |
| DOMESTIC VIOLENCE         | 11.230      | 9818         | 1,687,653      | 1,578,376                            | ---                         | 109,277                    |

**Division of Youth Services**

Social Services and Other Sources Fund (0610)

|                          |        |      |           |           |     |         |
|--------------------------|--------|------|-----------|-----------|-----|---------|
| ADMIN SERVICES PS        | 11.280 | 2966 | 534,179   | 516,649   | --- | 17,530  |
| ADMIN SERVICES E&E       | 11.280 | 2968 | 117,846   | 100,596   | --- | 17,250  |
| YOUTH TREATMENT PRGM PS  | 11.285 | 2969 | 6,490,534 | 6,190,512 | --- | 300,022 |
| YOUTH TREATMENT PRGM E&E | 11.285 | 2970 | 7,073,293 | 6,890,124 | --- | 183,169 |

**Division of Medical Services**

Pharmacy Rebates Fund (0114)

|                          |        |      |            |            |     |         |
|--------------------------|--------|------|------------|------------|-----|---------|
| PHARMACY                 | 11.425 | 1394 | 77,833,179 | 77,733,179 | --- | 100,000 |
| MEDICAL SVS ADMIN PS     | 11.390 | 2382 | 16,581     | 16,548     | --- | 33      |
| MEDICAL SVS ADMIN E&E    | 11.390 | 2383 | 5,110      | 5,110      | --- | ---     |
| CHILDREN'S HLTH INS PRGM | 11.490 | 2870 | 755,579    | 131,762    | --- | 623,817 |

Third Party Liability Collections Fund (0120)

|                       |        |      |            |            |     |        |
|-----------------------|--------|------|------------|------------|-----|--------|
| MEDICAID SUPP POOL    | 11.545 | 0238 | 11,400,000 | 11,399,997 | --- | 3      |
| MEDICAL SVS ADMIN PS  | 11.390 | 1387 | 247,216    | 246,602    | --- | 614    |
| MEDICAL SVS ADMIN E&E | 11.390 | 1388 | 1,414,665  | 1,414,665  | --- | ---    |
| TPL CONTRACTS         | 11.410 | 1393 | 900,000    | 881,404    | --- | 18,596 |

Title XIX Fund (0163)

|                           |        |      |             |             |     |            |
|---------------------------|--------|------|-------------|-------------|-----|------------|
| HLTH CARE ACCESS UNINSURD | 11.485 | 0236 | 1           | ---         | --- | 1          |
| HOME DELIVERED MEALS      | 11.455 | 1400 | 4,191,968   | 4,026,345   | --- | 165,623    |
| MANAGED CARE              | 11.470 | 1784 | 385,254,847 | 385,254,847 | --- | ---        |
| PHARMACY                  | 11.425 | 2526 | 487,850,574 | 487,850,574 | --- | ---        |
| HEALTH CARE ACCESS        | 11.485 | 2530 | 15,239,417  | 2,985,868   | --- | 12,253,549 |
| CHILDREN'S HLTH INS PRGM  | 11.490 | 2867 | 75,631,244  | 67,374,822  | --- | 8,256,422  |
| NURSING HOMES             | 11.460 | 3977 | 3,439,956   | 3,336,757   | --- | 103,199    |
| DSS FOR DMH SAFETY NET    | 11.530 | 4089 | 9,348,988   | 1,608,278   | --- | 7,740,710  |
| HIGH MEDICAID VOLUME      | 11.460 | 5177 | 2,423,585   | 2,353,684   | --- | 69,901     |
| MINIMUM PER DIEM          | 11.460 | 5179 | 1,234,499   | 1,197,302   | --- | 37,197     |
| HEALTH & SENIOR SERVICES  | 11.535 | 5305 | 3,000,000   | ---         | --- | 3,000,000  |
| NON-EMERGENCY TRANSPORT   | 11.465 | 5929 | 12,238,000  | 11,441,165  | --- | 796,835    |
| MEDICAID SUPP POOL IGT    | 11.545 | 5969 | 88,109,580  | 88,109,580  | --- | ---        |
| HOSPITAL CARE             | 11.475 | 6471 | 299,699,458 | 299,697,552 | --- | 1,906      |
| NURSING FACILITIES        | 11.455 | 6473 | 260,539,321 | 260,539,046 | --- | 275        |
| MENTAL HEALTH SERVICES    | 11.530 | 6474 | 207,817,773 | 207,817,773 | --- | ---        |
| PHYSICIANS                | 11.440 | 8197 | 172,669,815 | 172,666,269 | --- | 3,546      |
| DENTAL                    | 11.445 | 8199 | 8,148,260   | 8,147,641   | --- | 619        |
| PREMIUM PAYMENTS          | 11.450 | 8201 | 45,081,674  | 45,080,855  | --- | 819        |
| HOME & COMM BASED SVS     | 11.455 | 8203 | 160,743,179 | 157,953,396 | --- | 2,789,783  |
| REHAB & SPECIALTY SVS     | 11.465 | 8205 | 62,182,132  | 62,181,907  | --- | 225        |
| MEDICAID SUPP POOL        | 11.545 | 9331 | 176,131,636 | 175,583,788 | --- | 547,848    |

& 15.090

|                    |        |      |            |            |     |        |
|--------------------|--------|------|------------|------------|-----|--------|
| UNCOMPENSATED CARE | 11.495 | 9832 | 27,000,000 | 26,988,103 | --- | 11,897 |
|--------------------|--------|------|------------|------------|-----|--------|

Social Services and Other Sources Fund (0610)

|                           |        |      |           |           |     |         |
|---------------------------|--------|------|-----------|-----------|-----|---------|
| MEDICAL SVS ADMIN E&E     | 11.390 | 0215 | 8,344,811 | 7,401,460 | --- | 943,351 |
| WOMEN & MINORITY OUTREACH | 11.400 | 1391 | 750,000   | 445,869   | --- | 304,131 |
| TPL CONTRACTS             | 11.410 | 1392 | 900,000   | 881,404   | --- | 18,596  |

**STATE OF MISSOURI  
SUMMARY OF APPROPRIATION ACTIVITY  
GENERAL FUND - FEDERAL FUNDS  
FOR THE APPROPRIATION YEAR 2003**

|  | H.B.<br>No. | Appr.<br>No. | Appropriations | Expenditures<br>and<br>Transfers Out | Reappropriations<br>to 2004 | Lapse of<br>Appropriations |
|--|-------------|--------------|----------------|--------------------------------------|-----------------------------|----------------------------|
| INFORMATION SYSTEMS                      | 11.415      | 1439         | 16,216,279     | 16,216,279                           | ---                         | ---                        |
| MEDICAL SVS ADMIN E&E                    | 17.212      | 2594         | 665            | ---                                  | ---                         | 665                        |
| MC+ ENROLLMENT                           | 11.420      | 3716         | 3,110,113      | 3,110,113                            | ---                         | ---                        |
| MEDICAID REVENUE UNIT PS                 | 11.405      | 5048         | 81,000         | 58,435                               | ---                         | 22,565                     |
| MEDICAID REVENUE UNIT E&E                | 11.405      | 5049         | 8,286          | 5,832                                | ---                         | 2,454                      |
| MEDICAL SVS ADMIN E&E                    | 21.155      | 5604         | 2,625,000      | 1,493,000                            | 1,131,999                   | 1                          |
| MEDICAL SVS ADMIN PS                     | 11.390      | 6378         | 5,380,177      | 5,001,282                            | ---                         | 378,895                    |
| OPERATION INFO SYS CHGS                  | 17.210      | 6381         | 8,074,675      | 2,909,507                            | 5,165,167                   | 1                          |
| <b><u>Division of Aging</u></b>          |             |              |                |                                      |                             |                            |
| Health Fund (0143)                       |             |              |                |                                      |                             |                            |
| LEASE/STATE OWNED AGING                  | 13.017      | 6023         | 33,423         | 33,423                               | ---                         | ---                        |
| AGING LEASING                            | 13.100      | 6026         | 320,786        | 313,801                              | ---                         | 6,985                      |
| <b><u>DEPARTMENT OF CORRECTIONS</u></b>  |             |              |                |                                      |                             |                            |
| Corrections Fund (0130)                  |             |              |                |                                      |                             |                            |
| DES PURCH LP COR FAC                     | 16.228      | 2213         | 10,230         | ---                                  | ---                         | 10,230                     |
| MEDICAL SERVICES E&E                     | 09.406      | 2779         | 1              | ---                                  | ---                         | 1                          |
| FOOD PURCHASES                           | 09.040      | 4287         | 450,000        | 436,243                              | ---                         | 13,757                     |
| FEDERAL PRGM PS/E&E FLEX                 | 09.015      | 4610         | 800,000        | 116,960                              | ---                         | 683,040                    |
| PRISON STARTUP COSTS                     | 17.196      | 4643         | 77,370         | ---                                  | ---                         | 77,370                     |
| TELECOMMUNICATIONS                       | 09.035      | 4859         | 1,000,000      | ---                                  | ---                         | 1,000,000                  |
| COMMUNITY CORRECTION CTRS                | 20.010      | 5662         | 540,000        | 82,639                               | 457,360                     | 1                          |
| FEDERAL PROGRAMS PS                      | 09.015      | 8102         | 2,154,587      | 1,633,538                            | ---                         | 521,049                    |
| FEDERAL PROGRAMS EE                      | 09.015      | 8103         | 6,110,808      | 2,336,480                            | ---                         | 3,774,328                  |
| <b><u>Office of the Director</u></b>     |             |              |                |                                      |                             |                            |
| Corrections Fund (0130)                  |             |              |                |                                      |                             |                            |
| REENTRY PROGRAM E&E                      | 09.005      | 5874         | 50,000         | ---                                  | ---                         | 50,000                     |
| <b><u>Division of Human Services</u></b> |             |              |                |                                      |                             |                            |
| Corrections Fund (0130)                  |             |              |                |                                      |                             |                            |
| DHS STAFF E&E                            | 09.100      | 4862         | 31,823         | ---                                  | ---                         | 31,823                     |

**Division of Adult Institutions**

Corrections Fund (0130)

|                         |        |      |           |         |           |         |
|-------------------------|--------|------|-----------|---------|-----------|---------|
| NEW CORRECTIONAL FACs   | 16.226 | 2954 | 1,103,961 | 493,360 | ---       | 610,601 |
| DOC STWIDE PRISON CONST | 16.236 | 3821 | 4,542,595 | 44,455  | 4,498,139 | 1       |

Subtotals

|               |               |            |             |
|---------------|---------------|------------|-------------|
| 5,422,869,007 | 4,797,679,632 | 45,334,858 | 579,854,517 |
|---------------|---------------|------------|-------------|

**Appropriated Transfers Out To:**

|   |        |      |            |            |     |           |
|---|--------|------|------------|------------|-----|-----------|
| Student Grant Fund (0839)   | 03.050 | T012 | 1,400,000  | 1,323,297  | --- | 76,703    |
| General Revenue Fund (0101)   | 04.037 | T022 | 7          | 7          | --- | ---       |
| General Revenue Fund (0101)   | 04.037 | T023 | 115        | 115        | --- | ---       |
| General Revenue Fund (0101)   | 04.037 | T026 | 2          | 2          | --- | ---       |
| General Revenue Fund (0101)   | 04.037 | T027 | 3          | 3          | --- | ---       |
| General Revenue Fund (0101)   | 04.037 | T031 | 7          | 7          | --- | ---       |
| General Revenue Fund (0101)   | 04.037 | T033 | 8          | 8          | --- | ---       |
| General Revenue Fund (0101)   | 04.037 | T035 | 6          | 6          | --- | ---       |
| General Revenue Fund (0101)   | 04.037 | T038 | 165        | 165        | --- | ---       |
| General Revenue Fund (0101)   | 04.037 | T039 | 13         | 13         | --- | ---       |
| General Revenue Fund (0101)   | 04.037 | T041 | 90         | 90         | --- | ---       |
| General Revenue Fund (0101)   | 04.037 | T043 | 2          | 1          | --- | 1         |
| General Revenue Fund (0101)   | 04.037 | T044 | 109        | 109        | --- | ---       |
| General Revenue Fund (0101)   | 04.037 | T048 | 1          | 1          | --- | ---       |
| General Revenue Fund (0101)   | 04.037 | T049 | 21         | 21         | --- | ---       |
| General Revenue Fund (0101)   | 04.037 | T051 | 64         | 64         | --- | ---       |
| General Revenue Fund (0101)   | 04.037 | T232 | 24         | 24         | --- | ---       |
| General Revenue Fund (0101)   | 04.037 | T269 | 1          | ---        | --- | 1         |
| General Revenue Fund (0101)   | 05.430 | T282 | 1,080,904  | 1,038,207  | --- | 42,697    |
| General Revenue Fund (0101)   | 05.450 | T284 | 1,655,388  | 1,362,484  | --- | 292,904   |
| Social Security Contributions Fund (0702)   | 05.115 | T292 | 27,325,000 | 23,112,156 | --- | 4,212,844 |
| Social Security Contributions Fund (0702)   | 05.115 | T293 | 74,500     | 68,731     | --- | 5,769     |
| State Retirement Contributions Fund (0701)  | 05.130 | T296 | 35,312,620 | 29,856,274 | --- | 5,456,346 |
| State Retirement Contributions Fund (0701)  | 05.130 | T297 | 97,000     | 86,973     | --- | 10,027    |
| Missouri State Employees' Deferred Compensation Incentive Plan Administration Fund (0706) | 05.150 | T299 | 2,320,052  | 2,188,729  | --- | 131,323   |
| Missouri State Employees' Deferred Compensation Incentive Plan Administration Fund (0706) | 05.150 | T300 | 8,000      | 4,806      | --- | 3,194     |
| Missouri Consolidated Health Care Plan Benefit Fund (0765)                                | 05.170 | T303 | 55,408,823 | 47,122,677 | --- | 8,286,146 |
| Missouri Consolidated Health Care Plan Benefit Fund (0765)                                | 05.170 | T304 | 141,903    | 138,189    | --- | 3,714     |
| Economic Development Administrative Fund (0547)   | 07.015 | T344 | 508,990    | 455,468    | --- | 53,522    |
| Workers' Compensation Fund (0652)   | 07.855 | T367 | 30,548     | ---        | --- | 30,548    |
| State Facility Maintenance and Operation Fund (0501)                                      | 13.120 | T427 | 2          | ---        | --- | 2         |

**STATE OF MISSOURI  
SUMMARY OF APPROPRIATION ACTIVITY  
GENERAL FUND - FEDERAL FUNDS  
FOR THE APPROPRIATION YEAR 2003**

|  | H.B.<br>No. | Appr.<br>No. | Appropriations          | Expenditures<br>and<br>Transfers Out | Reappropriations<br>to 2004 | Lapse of<br>Appropriations |
|--|-------------|--------------|-------------------------|--------------------------------------|-----------------------------|----------------------------|
| General Revenue Fund (0101)                                    | 18.280      | T436         | 448,022                 | 139,051                              | ---                         | 308,971                    |
| General Revenue Fund (0101)                                    | 05.395      | T467         | 664,845                 | 547,869                              | ---                         | 116,976                    |
| General Revenue Fund (0101)                                    | 05.395      | T468         | 255                     | 253                                  | ---                         | 2                          |
| Labor and Industrial Relations Administrative<br>Fund (0122)   | 07.805      | T471         | 14,599,762              | 5,581,634                            | ---                         | 9,018,128                  |
| General Revenue Fund (0101)                                    | 04.037      | T484         | 19                      | 19                                   | ---                         | ---                        |
| General Revenue Fund (0101)                                    | 04.037      | T485         | 1                       | 1                                    | ---                         | ---                        |
| General Revenue Fund (0101)                                    | 08.120      | T518         | 711,590                 | 638,058                              | ---                         | 73,532                     |
| General Revenue Fund (0101)                                    | 08.165      | T519         | 42,122                  | 8,673                                | ---                         | 33,449                     |
| General Revenue Fund (0101)                                    | 08.250      | T520         | 57,147                  | 26,673                               | ---                         | 30,474                     |
| General Revenue Fund (0101)                                    | 05.325      | T541         | 128,699                 | 128,697                              | ---                         | 2                          |
| Department of Health (0143)                                    | 05.325      | T541         | 257,120                 | 257,120                              | ---                         | ---                        |
| Peace Officer Standards and Training<br>Commission Fund (0281) | 05.325      | T541         | 1,418                   | 1,418                                | ---                         | ---                        |
| State Highways and Transportation<br>Department Fund (0644)    | 05.325      | T541         | 49                      | 48                                   | ---                         | 1                          |
| General Revenue Fund (0101)                                    | 05.330      | T542         | 900,825                 | 900,825                              | ---                         | ---                        |
| Third Party Liability Collections (0120)                       | 05.330      | T542         | 69                      | 69                                   | ---                         | ---                        |
| Federal Reimbursement Allowance Fund (0142)                    | 05.330      | T542         | 9,100,000               | 9,100,000                            | ---                         | ---                        |
| Title XIX - Federal Fund (0163)                                | 05.330      | T542         | 260                     | 257                                  | ---                         | 3                          |
| Federal and Other Fund (0189)                                  | 05.330      | T542         | 4,016,228               | 3,702,904                            | ---                         | 313,324                    |
| Social Services Federal and Other Sources<br>Fund (0610)       | 05.330      | T542         | 601,400                 | 601,400                              | ---                         | ---                        |
| Abandoned Fund Account (0863)                                  | 05.330      | T542         | 7,109                   | 6,553                                | ---                         | 556                        |
| Premium Fund (0885)  | 05.330      | T542         | 45                      | 45                                   | ---                         | ---                        |
| Assistive Technology Loan Revolving (0889)                     | 05.330      | T542         | 150,000                 | 150,000                              | ---                         | ---                        |
| Budget Reserve Fund (0100)                                     | 05.310      | T567         | 13,623,051              | 13,623,051                           | ---                         | ---                        |
| Budget Reserve Fund (0100)                                     | 05.315      | T568         | 4,679                   | 4,677                                | ---                         | 2                          |
| General Revenue Fund (0101)                                    | 05.040      | T652         | 534,646                 | 534,646                              | ---                         | ---                        |
| General Revenue Fund (0101)                                    | 05.040      | T653         | 89,728                  | 89,728                               | ---                         | ---                        |
| General Revenue Fund (0101)                                    | 05.040      | T657         | 188                     | 188                                  | ---                         | ---                        |
| Subtotals  |             |              | 171,303,645             | 142,802,484                          | ---                         | 28,501,161                 |
| Totals   |             |              | <u>\$ 5,594,172,652</u> | <u>\$ 4,940,482,116</u>              | <u>\$ 45,334,858</u>        | <u>\$ 608,355,678</u>      |

**STATE OF MISSOURI  
SUMMARY OF APPROPRIATION ACTIVITY  
SPECIAL REVENUE FUNDS  
FOR THE APPROPRIATION YEAR 2003**

|  | H.B.<br>No. | Appr.<br>No. | Appropriations | Expenditures<br>and<br>Transfers Out | Reappropriations<br>to 2004 | Lapse of<br>Appropriations |
|--|-------------|--------------|----------------|--------------------------------------|-----------------------------|----------------------------|
| <b><u>LEGISLATURE</u></b>                              |             |              |                |                                      |                             |                            |
| <b><u>Committee on Legislative Research</u></b>        |             |              |                |                                      |                             |                            |
| Statutory Revision Fund (0546)                         |             |              |                |                                      |                             |                            |
| LEG RES-PUBLISH STATUTES                               | 12.520      | 3035         | \$ 535,800     | \$ 28,914                            | \$ ---                      | \$ 506,886                 |
| <b><u>JUDICIARY</u></b>                                |             |              |                |                                      |                             |                            |
| Judiciary Education and Training Fund (0847)           |             |              |                |                                      |                             |                            |
| MANAGED BY FM  | 13.015      | 3147         | 94,983         | 94,983                               | ---                         | ---                        |
| <b><u>Office of State Court Administrator</u></b>      |             |              |                |                                      |                             |                            |
| Statewide Court Automation Fund (0270)                 |             |              |                |                                      |                             |                            |
| COURT AUTOMATION PS                                    | 12.320      | 0735         | 1,360,954      | 1,264,338                            | ---                         | 96,616                     |
| COURT AUTOMATION E&E                                   | 12.320      | 3137         | 3,333,900      | 3,188,208                            | ---                         | 145,692                    |
| State Court Administration Revolving Fund (0831)       |             |              |                |                                      |                             |                            |
| STATE COURTS ADMIN E&E                                 | 12.310      | 3031         | 90,000         | 28,913                               | ---                         | 61,087                     |
| Judiciary Education and Training Fund (0847)           |             |              |                |                                      |                             |                            |
| JUDICIAL TRNG & ED PS                                  | 12.330      | 4186         | 608,366        | 602,674                              | ---                         | 5,692                      |
| JUDICIAL TRNG & ED E&E                                 | 12.330      | 4187         | 2,407,367      | 1,519,696                            | ---                         | 887,671                    |
| <b><u>Circuit Courts</u></b>                           |             |              |                |                                      |                             |                            |
| Missouri CASA Fund (0590)                              |             |              |                |                                      |                             |                            |
| CASA PROGRAMS  | 12.360      | 5196         | 200,000        | 56,984                               | ---                         | 143,016                    |
| Drug Court Resources Fund (0733)                       |             |              |                |                                      |                             |                            |
| DRUG COURTS E&E  | 12.380      | 5197         | 1,610,185      | 1,553,246                            | ---                         | 56,939                     |
| DRUG COURTS PS   | 12.380      | 5902         | 211,315        | 57,427                               | ---                         | 153,888                    |
| Domestic Relations Resolution Fund (0852)              |             |              |                |                                      |                             |                            |
| DOMESTIC RELATIONS                                     | 12.360      | 4618         | 500,000        | 224,233                              | ---                         | 275,767                    |
| CIRCUIT PERSONNEL PS                                   | 12.355      | 6065         | 42,500         | 28,192                               | ---                         | 14,308                     |
| CIRCUIT PERSONNEL E&E                                  | 12.355      | 6066         | 50,000         | 1,308                                | ---                         | 48,692                     |
| Fine Collections Center Interest Revolving Fund (0888) |             |              |                |                                      |                             |                            |
| CIRCUIT PERSONNEL E&E                                  | 12.355      | 1992         | 25,000         | 787                                  | ---                         | 24,213                     |
| <b><u>Legal Defense and Defender</u></b>               |             |              |                |                                      |                             |                            |
| Legal Defense and Defender Fund (0670)                 |             |              |                |                                      |                             |                            |
| PUBLIC DEFENDER COMM PS                                | 12.400      | 0951         | 57,178         | 45,453                               | ---                         | 11,725                     |
| PUBLIC DEFENDER COMM                                   | 12.400      | 7673         | 1,157,356      | 1,148,246                            | ---                         | 9,110                      |

**EXECUTIVE**

|  |        |      |         |        |     |         |  |
|--|--------|------|---------|--------|-----|---------|--|
| Local Records Preservation Fund (0577) |        |      |         |        |     |         |  |
| MANAGED BY FM                          | 13.015 | 1099 | 257     | 240    | --- | 17      |  |
| LOCAL RECORDS GRANTS                   | 21.165 | 5563 | 283,595 | 27,949 | --- | 255,646 |  |

**Record Services**

|   |        |      |         |         |         |         |
|---|--------|------|---------|---------|---------|---------|
| Local Records Preservation Fund (0577)  |        |      |         |         |         |         |
| SEC OF STATE PS                         | 12.045 | 9491 | 899,969 | 836,863 | ---     | 63,106  |
| SEC OF STATE E&E                        | 12.045 | 9492 | 397,727 | 252,644 | ---     | 145,083 |
| LOCAL RECORDS GRANTS                    | 12.075 | 9835 | 600,000 | 245,151 | 161,461 | 193,388 |
| State Document Preservation Fund (0836) |        |      |         |         |         |         |
| DOCUMENT PRESERVATION E&E               | 12.080 | 3994 | 33,515  | 987     | ---     | 32,528  |
| DOCUMENT PRESERVATION PS                | 12.080 | 5171 | 116,460 | ---     | ---     | 116,460 |

**Securities**

|   |        |      |         |        |     |         |
|---|--------|------|---------|--------|-----|---------|
| Investors Restitution Fund (0741)                     |        |      |         |        |     |         |
| INVESTORS' RESTITUTION                                | 12.053 | 5925 | 55,000  | 45,500 | --- | 9,500   |
| Secretary of State's Investor Education Fund (0829)   |        |      |         |        |     |         |
| SEC OF STATE PS                                       | 12.045 | 5532 | 121,458 | 98,068 | --- | 23,390  |
| SEC OF STATE E&E                                      | 12.045 | 5533 | 163,464 | 84,429 | --- | 79,035  |
| Secretary of State Institution Gift Trust Fund (0929) |        |      |         |        |     |         |
| SEC OF STATE PS                                       | 12.045 | 1390 | 121,458 | ---    | --- | 121,458 |
| SEC OF STATE E&E                                      | 12.045 | 8363 | 163,464 | ---    | --- | 163,464 |

**Information Technology Services**

|  |        |      |           |           |     |         |
|--|--------|------|-----------|-----------|-----|---------|
| Secretary of State's Technology Trust Fund |        |      |           |           |     |         |
| Account Fund (0266)                        |        |      |           |           |     |         |
| SEC OF STATE PS                            | 12.045 | 2221 | 77,900    | 68,812    | --- | 9,088   |
| SEC OF STATE E&E                           | 12.045 | 2222 | 2,922,496 | 2,521,379 | --- | 401,117 |

**Library Services**

|                                |        |      |        |        |     |        |
|--------------------------------|--------|------|--------|--------|-----|--------|
| Library Networking Fund (0822) |        |      |        |        |     |        |
| LIBRARY NETWORKING FUND        | 12.105 | 4200 | 50,000 | 22,451 | --- | 27,549 |

**Wolfner Library**

|                                   |        |      |        |     |     |        |
|-----------------------------------|--------|------|--------|-----|-----|--------|
| Wolfner State Library Fund (0928) |        |      |        |     |     |        |
| SEC OF STATE E&E                  | 12.045 | 4195 | 35,000 | --- | --- | 35,000 |

**State Auditor**

|                                     |        |      |        |        |     |        |
|-------------------------------------|--------|------|--------|--------|-----|--------|
| Gaming Commission Fund (0286)       |        |      |        |        |     |        |
| STATE AUDITOR PS                    | 12.115 | 0736 | 58,804 | 32,315 | --- | 26,489 |
| STATE AUDITOR E&E                   | 12.115 | 0737 | 22,580 | 4,316  | --- | 18,264 |
| Conservation Commission Fund (0609) |        |      |        |        |     |        |
| STATE AUDITOR PS                    | 12.115 | 2209 | 37,532 | 37,532 | --- | ---    |
| STATE AUDITOR E&E                   | 12.115 | 2211 | 2,611  | 1,739  | --- | 872    |



**STATE OF MISSOURI  
SUMMARY OF APPROPRIATION ACTIVITY  
SPECIAL REVENUE FUNDS  
FOR THE APPROPRIATION YEAR 2003**

|   | <u>H.B.<br/>No.</u> | <u>Appr.<br/>No.</u> | <u>Appropriations</u> | <u>Expenditures<br/>and<br/>Transfers Out</u> | <u>Reappropriations<br/>to 2004</u> | <u>Lapse of<br/>Appropriations</u> |
|---|---------------------|----------------------|-----------------------|---|-------------------------------------|------------------------------------|
| Parks Sales Tax Fund (0613)   |                     |                      |                       |   |                                     |                                    |
| STATE AUDITOR PS  | 12.115              | 0059                 | 18,745                | 18,745  | ---                                 | ---                                |
| Soil and Water Sales Tax Fund (0614)  |                     |                      |                       |   |                                     |                                    |
| STATE AUDITOR PS  | 12.115              | 0060                 | 18,054                | 18,054  | ---                                 | ---                                |
| State Highways and Transportation Department<br>Fund (0644)                         |                     |                      |                       |   |                                     |                                    |
| STATE AUDITOR PS  | 12.115              | 0085                 | 566,402               | 549,409                                       | ---                                 | 16,993                             |
| STATE AUDITOR E&E   | 12.115              | 0088                 | 22,210                | 14,801  | ---                                 | 7,409                              |
| Petition Audit Revolving Trust Fund (0648)  |                     |                      |                       |   |                                     |                                    |
| STATE AUDITOR PS  | 12.115              | 8486                 | 564,656               | 306,208                                       | ---                                 | 258,448                            |
| STATE AUDITOR E&E   | 12.115              | 8487                 | 52,616                | 35,532  | ---                                 | 17,084                             |
| <b><u>State Treasurer</u></b>   |                     |                      |                       |   |                                     |                                    |
| Statutory County Recorder's Fund (0251)   |                     |                      |                       |   |                                     |                                    |
| COUNTY RECORDER'S FUND  | 12.135              | 5320                 | 3,533,601             | 3,533,537                                     | ---                                 | 64                                 |
| Treasurer's Information Fund (0255)   |                     |                      |                       |   |                                     |                                    |
| TREASURER'S INFO FUND   | 12.120              | 0747                 | 8,000                 | 3,387   | ---                                 | 4,613                              |
| State Highways and Transportation Department<br>Fund (0644)                         |                     |                      |                       |   |                                     |                                    |
| STATE TREASURER PS  | 12.120              | 0090                 | 458,699               | 444,936                                       | ---                                 | 13,763                             |
| Workers' Compensation - Second Injury<br>Fund (0653)                                |                     |                      |                       |   |                                     |                                    |
| STATE TREASURER PS  | 12.120              | 4009                 | 36,232                | 36,232  | ---                                 | ---                                |
| STATE TREASURER E&E   | 12.120              | 4010                 | 3,280                 | 3,280   | ---                                 | ---                                |
| <b><u>Attorney General</u></b>  |                     |                      |                       |   |                                     |                                    |
| Gaming Commission Fund (0286)   |                     |                      |                       |   |                                     |                                    |
| ATTORNEY GENERAL PS   | 12.175              | 2314                 | 95,065                | 95,030  | ---                                 | 35                                 |
| ATTORNEY GENERAL E&E  | 12.175              | 3333                 | 30,747                | 6,061   | ---                                 | 24,686                             |
| Natural Resources Protection - Water Pollution<br>Permit Fee Subaccount Fund (0568) |                     |                      |                       |   |                                     |                                    |
| ATTORNEY GENERAL PS   | 12.175              | 1521                 | 31,942                | 31,942  | ---                                 | ---                                |
| ATTORNEY GENERAL E&E  | 12.175              | 1522                 | 4,715                 | 4,715   | ---                                 | ---                                |
| Solid Waste Management Fund (0570)  |                     |                      |                       |   |                                     |                                    |
| ATTORNEY GENERAL PS   | 12.175              | 1523                 | 31,942                | 31,942  | ---                                 | ---                                |
| ATTORNEY GENERAL E&E  | 12.175              | 1524                 | 5,215                 | 5,215   | ---                                 | ---                                |
| Motor Vehicle Commission Fund (0588)  |                     |                      |                       |   |                                     |                                    |
| ATTORNEY GENERAL PS   | 12.175              | 9618                 | 33,392                | ---   | ---                                 | 33,392                             |
| ATTORNEY GENERAL E&E  | 12.175              | 9619                 | 11,300                | ---   | ---                                 | 11,300                             |

|  |        |      |           |           |     |         |  |
|--|--------|------|-----------|-----------|-----|---------|--|
| Health Spa Regulatory Fund (0589)  |        |      |           |           |     |         |  |
| ATTORNEY GENERAL E&E   | 12.175 | 0806 | 5,000     | ---       | --- | 5,000   |  |
| Natural Resources Protection - Air Pollution Permit Fee Subaccount Fund (0594) |        |      |           |           |     |         |  |
| ATTORNEY GENERAL PS  | 12.175 | 1525 | 31,930    | 31,930    | --- | ---     |  |
| ATTORNEY GENERAL E&E   | 12.175 | 1526 | 4,715     | 4,715     | --- | ---     |  |
| Soil and Water Sales Tax Fund (0614)   |        |      |           |           |     |         |  |
| ATTORNEY GENERAL PS  | 12.175 | 1527 | 10,645    | 10,645    | --- | ---     |  |
| ATTORNEY GENERAL E&E   | 12.175 | 1528 | 2,267     | 2,267     | --- | ---     |  |
| Merchandising Practices Revolving Fund (0631)                                  |        |      |           |           |     |         |  |
| ATTORNEY GENERAL PS  | 12.175 | 1529 | 592,539   | 545,660   | --- | 46,879  |  |
| ATTORNEY GENERAL E&E   | 12.175 | 2315 | 1,962,480 | 1,187,135 | --- | 775,345 |  |
| ATTORNEY GENERAL   | 13.105 | 3187 | 139,110   | 139,110   | --- | ---     |  |
| Workers' Compensation Fund (0652)  |        |      |           |           |     |         |  |
| ATTORNEY GENERAL PS  | 12.175 | 2316 | 229,150   | 229,150   | --- | ---     |  |
| ATTORNEY GENERAL   | 13.105 | 3188 | 93,025    | 93,025    | --- | ---     |  |
| ATTORNEY GENERAL E&E   | 12.175 | 7588 | 225,121   | 56,991    | --- | 168,130 |  |
| Workers' Compensation - Second Injury Fund (0653)                              |        |      |           |           |     |         |  |
| ATTORNEY GENERAL   | 13.105 | 3189 | 95,153    | 95,153    | --- | ---     |  |
| ATTORNEY GENERAL PS  | 12.175 | 4011 | 1,558,924 | 1,558,757 | --- | 167     |  |
| ATTORNEY GENERAL E&E   | 12.175 | 4012 | 505,107   | 442,278   | --- | 62,829  |  |
| Hazardous Waste Fund (0676)  |        |      |           |           |     |         |  |
| ATTORNEY GENERAL PS  | 12.175 | 1556 | 31,930    | 31,905    | --- | 25      |  |
| ATTORNEY GENERAL E&E   | 12.175 | 1557 | 4,715     | 4,715     | --- | ---     |  |
| Safe Drinking Water Fund (0679)  |        |      |           |           |     |         |  |
| ATTORNEY GENERAL PS  | 12.175 | 1558 | 10,657    | 10,657    | --- | ---     |  |
| ATTORNEY GENERAL E&E   | 12.175 | 1559 | 2,265     | 2,265     | --- | ---     |  |
| Missouri Office of Prosecution Services Fund (0680)                            |        |      |           |           |     |         |  |
| ATTORNEY GENERAL   | 13.105 | 2022 | 9,879     | 9,879     | --- | ---     |  |
| Hazardous Waste Remedial Fund (0690)   |        |      |           |           |     |         |  |
| ATTORNEY GENERAL PS  | 12.175 | 6265 | 216,529   | 216,527   | --- | 2       |  |
| ATTORNEY GENERAL E&E   | 12.175 | 6266 | 10,165    | 10,165    | --- | ---     |  |
| Inmate Incarceration Reimbursement Act Revolving Fund (0828)                   |        |      |           |           |     |         |  |
| ATTORNEY GENERAL E&E   | 12.175 | 4183 | 11,700    | ---       | --- | 11,700  |  |
| ATTORNEY GENERAL PS  | 12.175 | 4204 | 21,905    | 21,650    | --- | 255     |  |
| Mined Land Reclamation Fund (0906)   |        |      |           |           |     |         |  |
| ATTORNEY GENERAL PS  | 12.175 | 1560 | 10,645    | 10,593    | --- | 52      |  |
| ATTORNEY GENERAL E&E   | 12.175 | 1561 | 2,262     | 2,262     | --- | ---     |  |
| <b><u>Missouri Office of Prosecution Services</u></b>                          |        |      |           |           |     |         |  |
| Missouri Office of Prosecution Services Fund (0680)                            |        |      |           |           |     |         |  |
| OFFICE OF PROS SVS PS  | 12.195 | 7337 | 116,452   | 100,362   | --- | 16,090  |  |
| OFFICE OF PROS SVS E&E   | 12.195 | 7338 | 139,844   | 22,859    | --- | 116,985 |  |

**STATE OF MISSOURI  
SUMMARY OF APPROPRIATION ACTIVITY  
SPECIAL REVENUE FUNDS  
FOR THE APPROPRIATION YEAR 2003**

|  | <u>H.B.<br/>No.</u> | <u>Appr.<br/>No.</u> | <u>Appropriations</u> | <u>Expenditures<br/>and<br/>Transfers Out</u> | <u>Reappropriations<br/>to 2004</u> | <u>Lapse of<br/>Appropriations</u> |
|--|---------------------|----------------------|-----------------------|---|-------------------------------------|------------------------------------|
| Missouri Office of Prosecution Services<br>Revolving Fund (0844)<br>OFFICE OF PROS SVS E&E                 | 12.195              | 4106                 | 150,000               | 94,584  | ---                                 | 55,416                             |
| <b><u>OFFICE OF ADMINISTRATION</u></b>   |                     |                      |                       |   |                                     |                                    |
| <b><u>Division of Accounting</u></b>   |                     |                      |                       |   |                                     |                                    |
| Nursing Facility Quality of Care Fund (0271)<br>UNEMPLOYMENT BENEFITS                                      | 05.165              | 6341                 | 600                   | 260   | ---                                 | 340                                |
| Health Initiatives Fund (0275)<br>UNEMPLOYMENT BENEFITS  | 05.165              | 5990                 | 1,000                 | 45  | ---                                 | 955                                |
| TEACHER RETIREMENT CONT  | 05.140              | 6105                 | 100                   | 40  | ---                                 | 60                                 |
| Health Access Incentive Fund (0276)<br>UNEMPLOYMENT BENEFITS   | 05.165              | 6150                 | 8,000                 | 3,938   | ---                                 | 4,062                              |
| Gaming Commission Fund (0286)<br>UNEMPLOYMENT BENEFITS   | 05.165              | 6671                 | 1,750                 | 1,750   | ---                                 | ---                                |
| Lottery Proceeds Fund (0291)<br>TEACHER RETIREMENT CONTR   | 05.140              | 2831                 | 30,000                | ---   | ---                                 | 30,000                             |
| Animal Care Reserve Fund (0295)<br>UNEMPLOYMENT BENEFITS   | 05.165              | 6672                 | 1,584                 | 1,584   | ---                                 | ---                                |
| Division of Credit Unions Fund (0548)<br>UNEMPLOYMENT BENEFITS   | 05.165              | 6001                 | 7,000                 | 6,023   | ---                                 | 977                                |
| Insurance Examiners Fund (0552)<br>UNEMPLOYMENT BENEFITS   | 05.165              | 6674                 | 773                   | 772   | ---                                 | 1                                  |
| Insurance Dedicated Fund (0566)<br>UNEMPLOYMENT BENEFITS   | 05.165              | 6002                 | 15,000                | 10,270  | ---                                 | 4,730                              |
| Solid Waste Management Fund (0570)<br>UNEMPLOYMENT BENEFITS  | 05.165              | 6675                 | 1,139                 | 1,138   | ---                                 | 1                                  |
| Natural Resources Protection - Air Pollution<br>Permit Fee Subaccount Fund (0594)<br>UNEMPLOYMENT BENEFITS | 05.165              | 6154                 | 8,000                 | 2,539   | ---                                 | 5,461                              |
| Video Instructional Development and<br>Educational Opportunity Fund (0599)<br>TEACHER RETIREMENT CONTR     | 05.140              | 1155                 | 14,500                | ---   | ---                                 | 14,500                             |
| Public Service Commission Fund (0607)<br>UNEMPLOYMENT BENEFITS   | 05.165              | 6343                 | 1,500                 | 1,423   | ---                                 | 77                                 |

|  |        |      |         |         |     |        |  |
|--|--------|------|---------|---------|-----|--------|--|
| Conservation Commission Fund (0609)                      |        |      |         |         |     |        |  |
| UNEMPLOYMENT BENEFITS                                    | 05.165 | 2240 | 148,890 | 148,890 | --- | ---    |  |
| Parks Sales Tax Fund (0613)                              |        |      |         |         |     |        |  |
| UNEMPLOYMENT BENEFITS                                    | 05.165 | 6237 | 123,449 | 123,449 | --- | ---    |  |
| Soil and Water Sales Tax Fund (0614)                     |        |      |         |         |     |        |  |
| UNEMPLOYMENT BENEFITS                                    | 05.165 | 6238 | 1       | ---     | --- | 1      |  |
| State School Money Fund (0616)                           |        |      |         |         |     |        |  |
| TEACHER RETIREMENT CONTR                                 | 05.140 | 3014 | 38,980  | 38,978  | --- | 2      |  |
| Social Services Educational Improvement Fund (0620)      |        |      |         |         |     |        |  |
| TEACHER RETIREMENT CONTR                                 | 05.140 | 3440 | 27,100  | 2,910   | --- | 24,190 |  |
| UNEMPLOYMENT BENEFITS                                    | 05.165 | 6003 | 1,000   | 332     | --- | 668    |  |
| Blind Pension Fund (0621)                                |        |      |         |         |     |        |  |
| UNEMPLOYMENT BENEFITS                                    | 05.165 | 6344 | 200     | 74      | --- | 126    |  |
| Merchandising Practices Revolving Fund (0631)            |        |      |         |         |     |        |  |
| UNEMPLOYMENT BENEFITS                                    | 05.165 | 6345 | 2,000   | 926     | --- | 1,074  |  |
| State Highways and Transportation Department Fund (0644) |        |      |         |         |     |        |  |
| UNEMPLOYMENT BENEFITS                                    | 05.165 | 2241 | 783,522 | 772,571 | --- | 10,951 |  |
| Grain Inspection Fees Fund (0647)                        |        |      |         |         |     |        |  |
| UNEMPLOYMENT BENEFITS                                    | 05.165 | 6004 | 20,000  | 8,578   | --- | 11,422 |  |
| Workers' Compensation Fund (0652)                        |        |      |         |         |     |        |  |
| UNEMPLOYMENT BENEFITS                                    | 05.165 | 6005 | 14,019  | 14,019  | --- | ---    |  |
| Workers' Compensation - Second Injury Fund (0653)        |        |      |         |         |     |        |  |
| UNEMPLOYMENT BENEFITS                                    | 05.165 | 6346 | 2,000   | 943     | --- | 1,057  |  |
| Railroad Expense Fund (0659)                             |        |      |         |         |     |        |  |
| UNEMPLOYMENT BENEFITS                                    | 05.165 | 6147 | 8,000   | 3,048   | --- | 4,952  |  |
| Groundwater Protection Fund (0660)                       |        |      |         |         |     |        |  |
| UNEMPLOYMENT BENEFITS                                    | 05.165 | 6347 | 5,000   | 2,080   | --- | 2,920  |  |
| Hazardous Waste Fund (0676)                              |        |      |         |         |     |        |  |
| UNEMPLOYMENT BENEFITS                                    | 05.165 | 6151 | 2,840   | 2,840   | --- | ---    |  |
| Hazardous Waste Remedial Fund (0690)                     |        |      |         |         |     |        |  |
| UNEMPLOYMENT BENEFITS                                    | 05.165 | 6153 | 2,041   | 2,040   | --- | 1      |  |
| Guaranty Agency Operating Fund (0880)                    |        |      |         |         |     |        |  |
| UNEMPLOYMENT BENEFITS                                    | 05.165 | 6357 | 3,335   | 3,334   | --- | 1      |  |
| Mental Health Trust Fund (0926)                          |        |      |         |         |     |        |  |
| UNEMPLOYMENT BENEFITS                                    | 05.165 | 6676 | 332     | 332     | --- | ---    |  |
| <b><u>Division of Facilities Management</u></b>          |        |      |         |         |     |        |  |
| Children's Trust Fund (0694)                             |        |      |         |         |     |        |  |
| MANAGED BY FM  | 13.015 | 1069 | 21,540  | 13,860  | --- | 7,680  |  |

**STATE OF MISSOURI  
SUMMARY OF APPROPRIATION ACTIVITY  
SPECIAL REVENUE FUNDS  
FOR THE APPROPRIATION YEAR 2003**

|  | H.B.<br>No. | Appr.<br>No. | Appropriations | Expenditures<br>and<br>Transfers Out | Reappropriations<br>to 2004 | Lapse of<br>Appropriations |
|--|-------------|--------------|----------------|--------------------------------------|-----------------------------|----------------------------|
| <b><u>Division of General Services</u></b>                                   |             |              |                |                                      |                             |                            |
| Conservation Commission Fund (0609)  |             |              |                |                                      |                             |                            |
| WORKERS' COMP & SIF TAX  | 05.455      | 3439         | 40,000         | 34,792                               | ---                         | 5,208                      |
| WORKERS' COMPENSATION  | 05.445      | 4542         | 500,000        | 355,086                              | ---                         | 144,914                    |
| Governor's Council on Physical Fitness<br>Institution Gift Trust Fund (0924) |             |              |                |                                      |                             |                            |
| HEALTH COUNCIL PROGRAMS  | 05.475      | 2608         | 350,000        | 22                                   | ---                         | 349,978                    |
| <b><u>Children's Trust Fund</u></b>  |             |              |                |                                      |                             |                            |
| Children's Trust Fund (0694)   |             |              |                |                                      |                             |                            |
| CTF PROGRAMS   | 05.485      | 5608         | 3,360,000      | 2,647,276                            | ---                         | 712,724                    |
| CHILDREN'S TRUST FUND PS   | 05.485      | 8371         | 183,921        | 170,239                              | ---                         | 13,682                     |
| CHILDREN'S TRUST FUND E&E  | 05.485      | 8372         | 146,239        | 83,021                               | ---                         | 63,218                     |
| <b><u>Children's Service Commission</u></b>                                  |             |              |                |                                      |                             |                            |
| Children's Service Commission Fund (0601)                                    |             |              |                |                                      |                             |                            |
| CHILDREN'S SERVICE COMM  | 05.490      | 5609         | 10,000         | 552                                  | ---                         | 9,448                      |
| <b><u>DEPARTMENT OF AGRICULTURE</u></b>                                      |             |              |                |                                      |                             |                            |
| Milk Inspection Fees Fund (0645)   |             |              |                |                                      |                             |                            |
| AGRICULTURE LEASING  | 13.040      | 1475         | 15,190         | 10,928                               | ---                         | 4,262                      |
| Grain Inspection Fees Fund (0647)  |             |              |                |                                      |                             |                            |
| AGRICULTURE LEASING  | 13.040      | 1474         | 78,596         | 26,264                               | ---                         | 52,332                     |
| Petroleum Inspection Fund (0662)   |             |              |                |                                      |                             |                            |
| AGRICULTURE LEASING  | 13.040      | 0653         | 8,208          | 7,200                                | ---                         | 1,008                      |
| <b><u>Office of Director</u></b>   |             |              |                |                                      |                             |                            |
| Animal Health Laboratory Fee Fund (0292)                                     |             |              |                |                                      |                             |                            |
| DIRECTOR'S OFFICE E&E  | 06.005      | 1553         | 3,615          | 3,615                                | ---                         | ---                        |
| DIRECTOR'S OFFICE PS   | 06.005      | 1571         | 4,730          | 4,730                                | ---                         | ---                        |
| Animal Care Reserve Fund (0295)  |             |              |                |                                      |                             |                            |
| DIRECTOR'S OFFICE E&E  | 06.005      | 1555         | 4,195          | 4,195                                | ---                         | ---                        |
| DIRECTOR'S OFFICE PS   | 06.005      | 1572         | 5,489          | 5,488                                | ---                         | 1                          |
| Livestock Brands Fund (0299)   |             |              |                |                                      |                             |                            |
| DIRECTOR'S OFFICE E&E  | 06.005      | 1562         | 151            | 151                                  | ---                         | ---                        |
| DIRECTOR'S OFFICE PS   | 06.005      | 1594         | 198            | 178                                  | ---                         | 20                         |
| Commodity Council Merchandising Fund (0406)                                  |             |              |                |                                      |                             |                            |
| DIRECTOR'S OFFICE E&E  | 06.005      | 1563         | 350            | 350                                  | ---                         | ---                        |
| DIRECTOR'S OFFICE PS   | 06.005      | 1575         | 174            | 173                                  | ---                         | 1                          |

|   |        |      |           |           |     |     |           |
|---|--------|------|-----------|-----------|-----|-----|-----------|
| Missouri Qualified Fuel Ethanol Producer Incentive Fund (0571)  |        |      |           |           |     |     |           |
| ETHANOL INCENTIVE PRGM  | 06.020 | 4627 | 4,592,546 | 3,093,749 | --- | --- | 1,498,797 |
| Livestock Sales and Markets Fees Fund (0581)                    |        |      |           |           |     |     |           |
| DIRECTOR'S OFFICE E&E   | 06.005 | 1566 | 262       | 262       | --- | --- | ---       |
| DIRECTOR'S OFFICE PS  | 06.005 | 1595 | 342       | 342       | --- | --- | ---       |
| Livestock Dealer Law Enforcement and Administration Fund (0624) |        |      |           |           |     |     |           |
| DIRECTOR'S OFFICE E&E   | 06.005 | 1567 | 95        | 95        | --- | --- | ---       |
| DIRECTOR'S OFFICE PS  | 06.005 | 1596 | 125       | 125       | --- | --- | ---       |
| Milk Inspection Fees Fund (0645)                                |        |      |           |           |     |     |           |
| DIRECTOR'S OFFICE E&E   | 06.005 | 1568 | 989       | 989       | --- | --- | ---       |
| DIRECTOR'S OFFICE PS  | 06.005 | 1580 | 1,294     | 1,294     | --- | --- | ---       |
| Grain Inspection Fees Fund (0647)                               |        |      |           |           |     |     |           |
| DIRECTOR'S OFFICE E&E   | 06.005 | 1569 | 6,135     | 6,135     | --- | --- | ---       |
| DIRECTOR'S OFFICE PS  | 06.005 | 1581 | 8,028     | 6,010     | --- | --- | 2,018     |
| Petroleum Inspection Fund (0662)                                |        |      |           |           |     |     |           |
| DIRECTOR'S OFFICE E&E   | 06.005 | 1570 | 11,023    | 11,023    | --- | --- | ---       |
| DIRECTOR'S OFFICE PS  | 06.005 | 1582 | 14,424    | 12,421    | --- | --- | 2,003     |
| Marketing Development Fund (0683)                               |        |      |           |           |     |     |           |
| DIRECTOR'S OFFICE PS  | 06.005 | 1597 | 4,634     | 4,632     | --- | --- | 2         |
| DIRECTOR'S OFFICE E&E   | 06.005 | 1599 | 56,541    | 51,413    | --- | --- | 5,128     |
| Agriculture Development Fund (0904)                             |        |      |           |           |     |     |           |
| DIRECTOR'S OFFICE PS  | 06.005 | 1598 | 906       | ---       | --- | --- | 906       |
| DIRECTOR'S OFFICE E&E   | 06.005 | 1600 | 713       | 713       | --- | --- | ---       |
| Institution Gift Trust Fund (0925)                              |        |      |           |           |     |     |           |
| AG AWARENESS PRGM   | 06.005 | 4377 | 25,000    | 2,598     | --- | --- | 22,402    |
| <b><u>Division of Animal Health</u></b>                         |        |      |           |           |     |     |           |
| Animal Health Laboratory Fee Fund (0292)                        |        |      |           |           |     |     |           |
| ANIMAL HEALTH ADMIN PS  | 06.055 | 1222 | 37,634    | 29,498    | --- | --- | 8,136     |
| ANIMAL HEALTH ADMIN E&E   | 06.055 | 2186 | 400,000   | 323,680   | --- | --- | 76,320    |
| Animal Care Reserve Fund (0295)                                 |        |      |           |           |     |     |           |
| ANIMAL HEALTH ADMIN PS  | 06.055 | 1224 | 230,004   | 181,163   | --- | --- | 48,841    |
| ANIMAL HEALTH ADMIN E&E   | 06.055 | 2187 | 90,651    | 77,578    | --- | --- | 13,073    |
| Livestock Brands Fund (0299)                                    |        |      |           |           |     |     |           |
| LIVESTOCK BRANDS PRGM   | 06.055 | 1227 | 41,010    | 2,504     | --- | --- | 38,506    |
| Livestock Sales and Markets Fees Fund (0581)                    |        |      |           |           |     |     |           |
| LIVESTOCK MARKETS   | 06.055 | 9462 | 32,565    | 12,150    | --- | --- | 20,415    |
| Livestock Dealer Law Enforcement and Administration Fund (0624) |        |      |           |           |     |     |           |
| LIVESTOCK DEALER LAW  | 06.055 | 8830 | 12,250    | ---       | --- | --- | 12,250    |
| Institution Gift Trust Fund (0925)                              |        |      |           |           |     |     |           |
| GIFT TRUST FUND   | 06.055 | 3121 | 5,000     | ---       | --- | --- | 5,000     |

**STATE OF MISSOURI  
SUMMARY OF APPROPRIATION ACTIVITY  
SPECIAL REVENUE FUNDS  
FOR THE APPROPRIATION YEAR 2003**

|  | H.B.<br>No. | Appr.<br>No. | Appropriations | Expenditures<br>and<br>Transfers Out | Reappropriations<br>to 2004 | Lapse of<br>Appropriations |
|--|-------------|--------------|----------------|--------------------------------------|-----------------------------|----------------------------|
| <b><u>Division of Grain Inspection and Warehousing</u></b>                           |             |              |                |                                      |                             |                            |
| Commodity Council Merchandising Fund (0406)  |             |              |                |                                      |                             |                            |
| COMMODITY MERCHDNSNG PS  | 06.070      | 2417         | 67,385         | 39,502                               | ---                         | 27,883                     |
| COMMODITY MERCHDNSNG E&E   | 06.070      | 2418         | 23,000         | 10,007                               | ---                         | 12,993                     |
| REFUNDS & REIMBURSEMENTS   | 06.075      | 2420         | 140,000        | 135,469                              | ---                         | 4,531                      |
| Aquaculture Marketing Development Fund (0573)  |             |              |                |                                      |                             |                            |
| MO AQUACULTURE COUNCIL   | 06.075      | 2419         | 25,000         | 9,382                                | ---                         | 15,618                     |
| Apple Merchandising Fund (0615)  |             |              |                |                                      |                             |                            |
| RES & MKT DEV OF APPLES  | 06.075      | 2421         | 14,500         | 14,024                               | ---                         | 476                        |
| Grain Inspection Fees Fund (0647)  |             |              |                |                                      |                             |                            |
| GRAIN INSPECTION SVS E&E   | 06.070      | 2388         | 312,107        | 136,243                              | ---                         | 175,864                    |
| GRAIN INSPECTION SVS PS  | 06.070      | 3201         | 1,821,196      | 992,262                              | ---                         | 828,934                    |
| PAYMENT OF FED USER FEE  | 06.070      | 4552         | 100,000        | 58,583                               | ---                         | 41,417                     |
| Missouri Wine Marketing and Research<br>Development Fund (0855)                      |             |              |                |                                      |                             |                            |
| WINE MKTNG & RESEARCH  | 06.075      | 0554         | 26,000         | 25,294                               | ---                         | 706                        |
| <b><u>Division of Plant Industries</u></b>   |             |              |                |                                      |                             |                            |
| Boll Weevil Suppression and Eradication<br>Fund (0823)                               |             |              |                |                                      |                             |                            |
| BOLL WEEVIL ERADICAT PS  | 06.090      | 0556         | 42,822         | 30,402                               | ---                         | 12,420                     |
| BOLL WEEVIL ERADICAT E&E   | 06.090      | 0557         | 17,634         | 6,899                                | ---                         | 10,735                     |
| <b><u>Division of Weights and Measures</u></b>                                       |             |              |                |                                      |                             |                            |
| Petroleum Inspection Fund (0662)   |             |              |                |                                      |                             |                            |
| WEIGHTS & MEASURES E&E   | 06.095      | 2573         | 819,261        | 531,333                              | ---                         | 287,928                    |
| WEIGHTS & MEASURES PS  | 06.095      | 8381         | 1,268,112      | 1,152,635                            | ---                         | 115,477                    |
| <b><u>State Milk Board</u></b>   |             |              |                |                                      |                             |                            |
| Milk Inspection Fees Fund (0645)   |             |              |                |                                      |                             |                            |
| STATE MILK BOARD PS  | 06.115      | 0265         | 197,731        | 132,920                              | ---                         | 64,811                     |
| STATE MILK BOARD E&E   | 06.115      | 0267         | 273,423        | 90,861                               | ---                         | 182,562                    |
| MILK BOARD LOCAL HLTH  | 06.115      | 0268         | 1,288,970      | 992,005                              | ---                         | 296,965                    |
| State Contracted Manufacturing Dairy Plant<br>Inspection and Grading Fee Fund (0661) |             |              |                |                                      |                             |                            |
| DAIRY PLANT INSPECTIONS  | 06.115      | 7362         | 8,000          | ---                                  | ---                         | 8,000                      |

**Division of Market Development**

|   |        |      |         |         |     |         |  |
|---|--------|------|---------|---------|-----|---------|--|
| Aquaculture Marketing Development Fund (0573) |        |      |         |         |     |         |  |
| MARKET DEVELOPMENT PS                         | 06.035 | 5027 | 7,692   | 7,639   | --- | 53      |  |
| Marketing Development Fund (0683)             |        |      |         |         |     |         |  |
| GRAPE AND WINE PROGRAM                        | 06.045 | 2568 | 559,150 | 417,211 | --- | 141,939 |  |
| GRAPE & WINE PROGRAM PS                       | 06.045 | 2827 | 102,914 | 94,489  | --- | 8,425   |  |
| GOV'S CONFERENCE ON AG                        | 06.045 | 2938 | 125,000 | 73,846  | --- | 51,154  |  |
| Agriculture Development Fund (0904)           |        |      |         |         |     |         |  |
| AG DEVELOPMENT PRGM PS                        | 06.050 | 5394 | 170,669 | 87,123  | --- | 83,546  |  |
| AG DEVELOPMENT PRGM E&E                       | 06.050 | 5395 | 48,422  | 35,964  | --- | 12,458  |  |
| AG DEVEL FUND INVESTMENTS                     | 06.050 | 9913 | 500,000 | 43,500  | --- | 456,500 |  |

**Missouri State Fair**

|                                    |        |      |        |       |     |        |
|------------------------------------|--------|------|--------|-------|-----|--------|
| Institution Gift Trust Fund (0925) |        |      |        |       |     |        |
| CONST MULTIPURP BLDG               | 16.130 | 0985 | 50,624 | ---   | --- | 50,624 |
| State Fair Trust Fund (0951)       |        |      |        |       |     |        |
| FUNDING TO START FAIR              | 06.105 | 3812 | 10,000 | 2,165 | --- | 7,835  |

**DEPARTMENT OF INSURANCE**

|                                 |        |      |           |           |     |         |
|---------------------------------|--------|------|-----------|-----------|-----|---------|
| Insurance Examiners Fund (0552) |        |      |           |           |     |         |
| MKT CONDUCT&FIN EXAM PS         | 07.705 | 0793 | 5,333,899 | 4,826,628 | --- | 507,271 |
| MKT CONDUCT&FIN EXAM E&E        | 07.705 | 2042 | 2,095,607 | 1,589,794 | --- | 505,813 |
| REFUNDS                         | 07.710 | 2681 | 1         | ---       | --- | 1       |
| Insurance Dedicated Fund (0566) |        |      |           |           |     |         |
| MANAGED BY FM                   | 13.015 | 1096 | 8,099     | 8,099     | --- | ---     |
| DEPT ADMINISTRATION PS          | 07.700 | 9907 | 4,973,628 | 4,769,257 | --- | 204,371 |
| DEPT ADMINISTRATION E&E         | 07.700 | 9908 | 1,967,156 | 1,384,400 | --- | 582,756 |
| REFUNDS                         | 07.710 | 9909 | 75,000    | 63,455    | --- | 11,545  |

**DEPARTMENT OF CONSERVATION**

|                                     |        |      |             |             |            |            |
|-------------------------------------|--------|------|-------------|-------------|------------|------------|
| Conservation Commission Fund (0609) |        |      |             |             |            |            |
| CONSERVATION PROGRAMS               | 06.600 | 0286 | 125,071,345 | 114,707,683 | ---        | 10,363,662 |
| MDC CONSTRUCTION                    | 19.030 | 4886 | 33,535,328  | 15,148,554  | 18,386,774 | ---        |

**DEPARTMENT OF ECONOMIC DEVELOPMENT**

|  |        |      |         |         |     |        |
|--|--------|------|---------|---------|-----|--------|
| Division of Tourism Supplemental Revenue Fund (0274) |        |      |         |         |     |        |
| DED LEASING  | 13.050 | 1982 | 10,587  | 9,279   | --- | 1,308  |
| Division of Credit Unions Fund (0548)                |        |      |         |         |     |        |
| DED LEASING  | 13.050 | 1983 | 57,532  | 22,440  | --- | 35,092 |
| Division of Finance Fund (0550)                      |        |      |         |         |     |        |
| DED LEASING  | 13.050 | 1984 | 254,111 | 202,039 | --- | 52,072 |
| Manufactured Housing Fund (0582)                     |        |      |         |         |     |        |
| DED LEASING  | 13.050 | 3128 | 17,985  | 13,803  | --- | 4,182  |



**STATE OF MISSOURI  
SUMMARY OF APPROPRIATION ACTIVITY  
SPECIAL REVENUE FUNDS  
FOR THE APPROPRIATION YEAR 2003**

|  | <u>H.B.<br/>No.</u> | <u>Appr.<br/>No.</u> | <u>Appropriations</u> | <u>Expenditures<br/>and<br/>Transfers Out</u> | <u>Reappropriations<br/>to 2004</u> | <u>Lapse of<br/>Appropriations</u> |
|--|---------------------|----------------------|-----------------------|---|-------------------------------------|------------------------------------|
| Missouri Job Development Fund (0600)                                   |                     |                      |                       |   |                                     |                                    |
| DED LEASING  | 13.050              | 1985                 | 35,290                | ---   | ---                                 | 35,290                             |
| Public Service Commission Fund (0607)                                  |                     |                      |                       |   |                                     |                                    |
| DED LEASING  | 13.050              | 1986                 | 1,037,833             | 804,182                                       | ---                                 | 233,651                            |
| State Highways and Transportation Department<br>Fund (0644)            |                     |                      |                       |   |                                     |                                    |
| DED LEASING  | 13.050              | 1987                 | 407,461               | 27,525  | ---                                 | 379,936                            |
| <b><u>Economic Development Agencies</u></b>                            |                     |                      |                       |   |                                     |                                    |
| Missouri Housing Trust Fund (0254)                                     |                     |                      |                       |   |                                     |                                    |
| MO HOUSING DEVELOP COMM  | 07.135              | 0980                 | 5,259,163             | 5,259,163                                     | ---                                 | ---                                |
| Missouri Arts Council Trust Fund (0262)                                |                     |                      |                       |   |                                     |                                    |
| MO ARTS COUNCIL E&E  | 07.085              | 0989                 | 30,000                | 18,790  | ---                                 | 11,210                             |
| MO ARTS COUNCIL PS   | 07.085              | 2881                 | 89,420                | 87,852  | ---                                 | 1,568                              |
| INCENTIVES AND TECH ASST   | 07.085              | 2943                 | 1,241,000             | 654,094                                       | ---                                 | 586,906                            |
| Division of Tourism Supplemental Revenue<br>Fund (0274)                |                     |                      |                       |   |                                     |                                    |
| TOURISM PS   | 07.125              | 1030                 | 1,512,896             | 1,395,200                                     | ---                                 | 117,696                            |
| TOURISM E&E  | 07.125              | 2192                 | 14,039,830            | 10,426,375                                    | 3,613,455                           | ---                                |
| TOURISM E&E  | 17.170              | 3228                 | 1,324,971             | ---   | ---                                 | 1,324,971                          |
| TOURISM INFO CTRS GENERAL  | 18.105              | 4720                 | 253,661               | ---   | ---                                 | 253,661                            |
| TOURISM E&E  | 21.115              | 5587                 | 6,732,615             | 4,114,661                                     | ---                                 | 2,617,954                          |
| Business Extension Service Team Fund (0280)                            |                     |                      |                       |   |                                     |                                    |
| BUSINESS EXT SVS PRGM  | 07.020              | 1029                 | 1,854,000             | 847,740                                       | ---                                 | 1,006,260                          |
| BUSINESS EXT SVS PRGM  | 17.182              | 3246                 | 800,000               | ---   | ---                                 | 800,000                            |
| BUSINESS EXT SVS PRGM  | 21.090              | 5589                 | 249,300               | ---   | ---                                 | 249,300                            |
| Transportation Department Grade Crossing<br>Safety Account Fund (0290) |                     |                      |                       |   |                                     |                                    |
| RAILRD GRADE CROSSG HAZS   | 16.174              | 0400                 | 1,391,301             | 552,297                                       | ---                                 | 839,004                            |
| MOT CARRIER RAIL CROSSG  | 16.170              | 1159                 | 1,718                 | ---   | ---                                 | 1,718                              |
| MOT CARRIER RAIL CROSSG  | 16.172              | 3681                 | 1,034,150             | 266,877                                       | ---                                 | 767,273                            |
| MCRS GRADE CROSSING  | 19.035              | 4887                 | 2,253,003             | 201,581                                       | ---                                 | 2,051,422                          |
| Missouri Community College Job Training<br>Program Fund (0563)         |                     |                      |                       |   |                                     |                                    |
| COMM COLL NEW JOBS TRNG  | 07.040              | 0906                 | 16,000,000            | 8,650,799                                     | ---                                 | 7,349,201                          |
| International Promotions Revolving Fund (0567)                         |                     |                      |                       |   |                                     |                                    |
| BUSINESS DEVELOPMENT E&E   | 07.020              | 1025                 | 75,000                | 24,552  | ---                                 | 50,448                             |

|   |        |      |           |           |           |     |           |
|---|--------|------|-----------|-----------|-----------|-----|-----------|
| Missouri Main Street Program Fund (0596)                          |        |      |           |           |           |     |           |
| COMMUNITY DEVELOPMENT PRGM  | 07.055 | 1515 | 67,000    | 64,506    | ---       | --- | 2,494     |
| Missouri Job Development Fund (0600)                              |        |      |           |           |           |     |           |
| BUSINESS EXPANSION PS   | 07.035 | 0904 | 325,888   | 239,605   | ---       | --- | 86,283    |
| MO JOB DEVELOPMENT  | 07.045 | 0905 | 8,783,104 | 6,310,431 | 2,472,672 | --- | 1         |
| BUSINESS EXPANSION E&E  | 07.035 | 2178 | 88,389    | 31,755    | ---       | --- | 56,634    |
| MO JOB DEVELOPMENT  | 17.178 | 3249 | 1,166,387 | ---       | ---       | --- | 1,166,387 |
| MO JOB DEVELOPMENT  | 21.095 | 5592 | 9,533,108 | 149,483   | ---       | --- | 9,383,625 |
| Tourism Marketing Fund (0650)                                     |        |      |           |           |           |     |           |
| TOURISM E&E   | 07.125 | 8403 | 15,000    | 4,467     | ---       | --- | 10,533    |
| Youth Opportunities and Violence Prevention Fund (0827)           |        |      |           |           |           |     |           |
| YOUTH OPPORTUN & VIOLENCE   | 07.055 | 2455 | 250,000   | ---       | ---       | --- | 250,000   |
| Property Reuse Fund (0830)  |        |      |           |           |           |     |           |
| BROWNFIELDS REDEV PRGM  | 07.055 | 2575 | 2,900,000 | 36,285    | ---       | --- | 2,863,715 |
| BROWNSFIELD REDEV PRGM  | 17.178 | 3248 | 500,000   | ---       | ---       | --- | 500,000   |
| Missouri Supplemental Tax Increment Financing Fund (0848)         |        |      |           |           |           |     |           |
| STATE TIF PROGRAM   | 17.174 | 3244 | 942,443   | ---       | ---       | --- | 942,443   |
| STATE TIF PROGRAM   | 07.065 | 4351 | 2,907,249 | 782,273   | 1,180,000 | --- | 944,976   |
| STATE TIF PROGRAM   | 21.105 | 5588 | 2,354,540 | ---       | 2,099,036 | --- | 255,504   |
| Special Employment Security Fund (0949)                           |        |      |           |           |           |     |           |
| BUILDINGS & LAND  | 07.120 | 0592 | 216,000   | 209,645   | ---       | --- | 6,355     |
| BUILDINGS & LAND  | 17.180 | 3250 | 116,238   | 116,238   | ---       | --- | ---       |
| BUILDINGS & LAND  | 21.110 | 5593 | 196,659   | 192,914   | ---       | --- | 3,745     |
| <b><u>Regulatory Agencies</u></b>                                 |        |      |           |           |           |     |           |
| Division of Credit Unions Fund (0548)                             |        |      |           |           |           |     |           |
| DIV OF CREDIT UNIONS E&E  | 07.145 | 2195 | 138,274   | 131,634   | ---       | --- | 6,640     |
| DIV OF CREDIT UNIONS PS   | 07.145 | 3657 | 716,477   | 680,548   | ---       | --- | 35,929    |
| Division of Finance Fund (0550)                                   |        |      |           |           |           |     |           |
| DIV OF FINANCE E&E  | 07.150 | 2196 | 832,325   | 824,129   | ---       | --- | 8,196     |
| DIV OF FINANCE PS   | 07.150 | 3658 | 4,283,023 | 3,914,905 | ---       | --- | 368,118   |
| Deaf Relay Service and Equipment Distribution Program Fund (0559) |        |      |           |           |           |     |           |
| PUBLIC SERVICE COMM E&E   | 07.205 | 9834 | 5,000,000 | 4,046,866 | ---       | --- | 953,134   |
| Manufactured Housing Fund (0582)                                  |        |      |           |           |           |     |           |
| MANUFACTD HOUSING REFUNDS   | 07.140 | 0817 | 10,000    | 3,697     | ---       | --- | 6,303     |
| MANUF HOUSING ADMIN E&E   | 07.140 | 2194 | 171,323   | 61,279    | ---       | --- | 110,044   |
| MANUFACTD HOUSING PRGM  | 07.140 | 3102 | 14,135    | 14,093    | ---       | --- | 42        |
| MANUF HOUSING ADMIN PS  | 07.140 | 3991 | 336,548   | 252,903   | ---       | --- | 83,645    |
| PUBLIC SERVICE COMM E&E   | 07.205 | 4392 | 2,235     | ---       | ---       | --- | 2,235     |
| Public Service Commission Fund (0607)                             |        |      |           |           |           |     |           |
| PSC REFUNDS   | 07.205 | 0818 | 10,000    | ---       | ---       | --- | 10,000    |
| PUBLIC SERVICE COMM PS  | 07.205 | 1428 | 9,417,895 | 8,846,299 | ---       | --- | 571,596   |
| PUBLIC SERVICE COMM E&E   | 07.205 | 2203 | 3,738,714 | 2,494,144 | ---       | --- | 1,244,570 |

**STATE OF MISSOURI  
SUMMARY OF APPROPRIATION ACTIVITY  
SPECIAL REVENUE FUNDS  
FOR THE APPROPRIATION YEAR 2003**

|   | H.B.<br>No. | Appr.<br>No. | Appropriations | Expenditures<br>and<br>Transfers Out | Reappropriations<br>to 2004 | Lapse of<br>Appropriations |
|---|-------------|--------------|----------------|--------------------------------------|-----------------------------|----------------------------|
| Board of Accountancy Fund (0627)                            |             |              |                |                                      |                             |                            |
| BOARD OF ACCOUNTANCY E&E                                    | 07.215      | 2214         | 195,718        | 151,059                              | ---                         | 44,659                     |
| BOARD OF ACCOUNTANCY PS                                     | 07.215      | 3666         | 230,966        | 185,719                              | ---                         | 45,247                     |
| Board of Barber Examiners Fund (0628)                       |             |              |                |                                      |                             |                            |
| BARBER EXAMINERS  | 07.225      | 0819         | 38,271         | 29,078                               | ---                         | 9,193                      |
| Board of Podiatric Medicine Fund (0629)                     |             |              |                |                                      |                             |                            |
| PODIATRIC MEDICINE  | 07.270      | 0839         | 21,681         | 5,034                                | ---                         | 16,647                     |
| Board of Chiropractic Examiners Fund (0630)                 |             |              |                |                                      |                             |                            |
| CHIROPRACTIC EXAMINERS                                      | 07.230      | 0820         | 151,052        | 83,764                               | ---                         | 67,288                     |
| Board of Cosmetology Fund (0632)                            |             |              |                |                                      |                             |                            |
| BOARD OF COSMETOLOGY  | 07.235      | 0832         | 259,418        | 244,159                              | ---                         | 15,259                     |
| Board of Embalmers and Funeral Directors<br>Fund (0633)     |             |              |                |                                      |                             |                            |
| EMBALMERS & FUNERAL DIR                                     | 07.245      | 0833         | 149,634        | 67,971                               | ---                         | 81,663                     |
| Board of Registration for Healing Arts<br>Fund (0634)       |             |              |                |                                      |                             |                            |
| HEALING ART FEE PAYMENTS                                    | 07.250      | 2225         | 187,568        | 2,440                                | ---                         | 185,128                    |
| BD FOR HEALING ART E&E                                      | 07.250      | 2230         | 702,605        | 586,182                              | ---                         | 116,423                    |
| BD FOR HEALING ART PS                                       | 07.250      | 3673         | 1,571,343      | 1,447,360                            | ---                         | 123,983                    |
| Board of Nursing Fund (0635)                                |             |              |                |                                      |                             |                            |
| BOARD OF NURSING E&E  | 07.255      | 2244         | 758,360        | 521,880                              | ---                         | 236,480                    |
| BOARD OF NURSING PS   | 07.255      | 3675         | 879,649        | 713,399                              | ---                         | 166,250                    |
| FINGERPRINTING  | 07.255      | 4864         | 174,979        | 116,182                              | ---                         | 58,797                     |
| Board of Optometry Fund (0636)                              |             |              |                |                                      |                             |                            |
| BOARD OF OPTOMETRY  | 07.260      | 0836         | 42,604         | 39,892                               | ---                         | 2,712                      |
| Board of Pharmacy Fund (0637)                               |             |              |                |                                      |                             |                            |
| BOARD OF PHARMACY E&E                                       | 07.265      | 2262         | 206,192        | 204,279                              | ---                         | 1,913                      |
| PHARMACY CRIM HISTORY                                       | 07.265      | 2586         | 156,140        | 134,208                              | ---                         | 21,932                     |
| BOARD OF PHARMACY PS  | 07.265      | 3677         | 567,135        | 495,234                              | ---                         | 71,901                     |
| Missouri Real Estate Commission Fund (0638)                 |             |              |                |                                      |                             |                            |
| MO REAL ESTATE COMM E&E                                     | 07.275      | 2266         | 294,734        | 154,641                              | ---                         | 140,093                    |
| MO REAL ESTATE COMM PS                                      | 07.275      | 3679         | 816,684        | 681,261                              | ---                         | 135,423                    |
| Veterinary Medical Board Fund (0639)                        |             |              |                |                                      |                             |                            |
| TESTING SERVICES  | 07.280      | 0329         | 40,000         | 18,886                               | ---                         | 21,114                     |
| MO VETERINARY MEDICAL BD                                    | 07.280      | 0840         | 71,096         | 53,711                               | ---                         | 17,385                     |
| State Highways and Transportation Department<br>Fund (0644) |             |              |                |                                      |                             |                            |
| MOTOR CARR & RR SAFTY E&E                                   | 07.175      | 2200         | 519,315        | 378,423                              | ---                         | 140,892                    |
| MOTOR CARR & RR SAFTY PS                                    | 07.175      | 3660         | 1,950,771      | 1,637,975                            | ---                         | 312,796                    |

|  |        |      |         |         |     |     |         |
|--|--------|------|---------|---------|-----|-----|---------|
| Railroad Expense Fund (0659)   |        |      |         |         |     |     |         |
| MOTOR CARR & RR SAFTY E&E  | 07.175 | 2201 | 157,159 | 68,901  | --- | --- | 88,258  |
| MOTOR CARR & RR SAFTY PS   | 07.175 | 3661 | 437,769 | 376,066 | --- | --- | 61,703  |
| Dental Board Fund (0677)   |        |      |         |         |     |     |         |
| DENTAL BOARD E&E   | 07.240 | 2224 | 265,924 | 186,703 | --- | --- | 79,221  |
| DENTAL BOARD PS  | 07.240 | 3671 | 321,528 | 270,297 | --- | --- | 51,231  |
| State Board of Architects, Professional Engineers,<br>Land Surveyors and Landscape Architects<br>Fund (0678) |        |      |         |         |     |     |         |
| FEES & TESTING SERVICES  | 07.220 | 1920 | 93,985  | 80,720  | --- | --- | 13,265  |
| ARCH PE & LAND SURV E&E  | 07.220 | 2223 | 412,932 | 216,983 | --- | --- | 195,949 |
| ARCH PE & LAND SURV PS   | 07.220 | 3667 | 318,170 | 268,847 | --- | --- | 49,323  |
| Light Rail Safety Fund (0838)  |        |      |         |         |     |     |         |
| MOTOR CARR & RR SFETY E&E  | 07.175 | 3662 | 15,000  | ---     | --- | --- | 15,000  |

**DEPARTMENT OF ELEMENTARY AND  
SECONDARY EDUCATION**

|  |        |      |               |               |         |     |            |
|--|--------|------|---------------|---------------|---------|-----|------------|
| Outstanding Schools Trust Fund (0287)    |        |      |               |               |         |     |            |
| FOUNDATION-FORMULA                       | 02.020 | 0678 | 340,369,421   | 337,369,421   | ---     | --- | 3,000,000  |
| Bingo Proceeds for Education Fund (0289) |        |      |               |               |         |     |            |
| STATEWIDE MTN REPAIR                     | 16.106 | 0294 | 280,610       | 185,612       | 94,997  | --- | 1          |
| DC STATEWIDE M&R                         | 18.050 | 4692 | 450,000       | 30,812        | 419,187 | --- | 1          |
| Lottery Proceeds Fund (0291)             |        |      |               |               |         |     |            |
| FOUNDATION-FORMULA                       | 02.020 | 5667 | 10,028,713    | 10,028,713    | ---     | --- | ---        |
| State School Money Fund (0616)           |        |      |               |               |         |     |            |
| FOUNDATION-FORMULA                       | 02.020 | 0679 | 1,446,284,982 | 1,376,335,816 | ---     | --- | 69,949,166 |
| EQUITY FORMULA CONTINGENT                | 02.021 | 5952 | 39,981,456    | 20,881,456    | ---     | --- | 19,100,000 |
| LINE 14 CONTINGENT                       | 02.021 | 5953 | 4,018,544     | 4,018,544     | ---     | --- | ---        |
| Excellence in Education Fund (0651)      |        |      |               |               |         |     |            |
| DIV OF GENERAL ADMIN E&E                 | 02.005 | 2297 | 2,682,888     | 1,398,867     | ---     | --- | 1,284,021  |
| GENERAL ADMIN PS/E&E FLEX                | 02.005 | 5035 | 11,846        | ---           | ---     | --- | 11,846     |
| DIV OF GENERAL ADMIN PS                  | 02.005 | 6459 | 234,476       | 158,293       | ---     | --- | 76,183     |

**Administration**

|                                       |        |      |             |             |     |     |           |
|---------------------------------------|--------|------|-------------|-------------|-----|-----|-----------|
| School District Bonds Fund (0248)     |        |      |             |             |     |     |           |
| SCHOOL DISTRICT BONDS                 | 02.060 | 0113 | 4,000,000   | 3,903,927   | --- | --- | 96,073    |
| School Building Revolving Fund (0279) |        |      |             |             |     |     |           |
| SCHOOL BLDG REVOLVING FND             | 02.035 | 0025 | 1,500,000   | ---         | --- | --- | 1,500,000 |
| Outstanding Schools Trust Fund (0287) |        |      |             |             |     |     |           |
| FOUNDATION-SPECIAL NEEDS              | 02.020 | 0680 | 152,002,371 | 152,002,371 | --- | --- | ---       |
| Lottery Proceeds Fund (0291)          |        |      |             |             |     |     |           |
| DIV OF GENERAL ADMIN E&E              | 02.005 | 0058 | 110,880     | 106,668     | --- | --- | 4,212     |
| FOUNDATION-GIFTED                     | 02.020 | 0705 | 198,351     | 198,351     | --- | --- | ---       |

**STATE OF MISSOURI  
SUMMARY OF APPROPRIATION ACTIVITY  
SPECIAL REVENUE FUNDS  
FOR THE APPROPRIATION YEAR 2003**

|  | H.B.<br>No. | Appr.<br>No. | Appropriations | Expenditures<br>and<br>Transfers Out | Reappropriations<br>to 2004 | Lapse of<br>Appropriations |
|--|-------------|--------------|----------------|--------------------------------------|-----------------------------|----------------------------|
| FOUNDATION-TRANSPORTATION  | 02.020      | 2362         | 54,747,609     | 54,747,609                           | ---                         | ---                        |
| FOUNDATION-SPECIAL ED  | 02.020      | 2381         | 3,762,000      | 3,762,000                            | ---                         | ---                        |
| FOUNDATION-EARLY SPEC ED   | 02.020      | 5645         | 6,460,897      | 6,460,897                            | ---                         | ---                        |
| FOUNDATION-SPECIAL NEEDS   | 02.020      | 5675         | 13,042,795     | 13,042,795                           | ---                         | ---                        |
| State School Money Fund (0616)   |             |              |                |                                      |                             |                            |
| FOUNDATION-TRANSPORTATION  | 02.020      | 0684         | 107,319,964    | 101,214,792                          | ---                         | 6,105,172                  |
| FOUNDATION-SPECIAL ED  | 02.020      | 0691         | 145,852,913    | 145,852,913                          | ---                         | ---                        |
| FOUNDATION-REMEDIAL READ   | 02.020      | 0692         | 11,096,685     | 10,678,658                           | ---                         | 418,027                    |
| FOUNDATION-GIFTED  | 02.020      | 0706         | 24,671,416     | 23,734,547                           | ---                         | 936,869                    |
| FOUNDATION-PARENT ED/PAT   | 02.020      | 0722         | 22,657,187     | 22,657,187                           | ---                         | ---                        |
| Fair Share Fund (0687)   |             |              |                |                                      |                             |                            |
| FAIR SHARE FUND  | 02.045      | 5235         | 22,986,530     | 22,986,529                           | ---                         | 1                          |
| School District Trust Fund (0688)  |             |              |                |                                      |                             |                            |
| SCHOOL DISTRICT TRUST FND  | 02.050      | 5240         | 691,456,241    | 653,890,774                          | ---                         | 37,565,467                 |
| Early Childhood Development, Education and<br>Care Fund (0859)             |             |              |                |                                      |                             |                            |
| FOUNDATION-PARENT ED/PAT   | 02.020      | 2170         | 7,647,219      | 7,647,219                            | ---                         | ---                        |
| <b><u>Division of School Improvement</u></b>                               |             |              |                |                                      |                             |                            |
| Outstanding Schools Trust Fund (0287)                                      |             |              |                |                                      |                             |                            |
| PUPIL TESTING PROGRAM  | 02.125      | 2796         | 128,125        | 128,125                              | ---                         | ---                        |
| EARLY GRADE LITERACY PRGM  | 02.025      | 3864         | 250,000        | 250,000                              | ---                         | ---                        |
| SCHOOL IMPROVEMENT PS  | 02.070      | 4961         | 191,989        | 191,988                              | ---                         | 1                          |
| SCHOOL IMPROVEMENT E&E   | 02.070      | 4962         | 28,120         | 22,789                               | ---                         | 5,331                      |
| SCHOOL IMPROVEMENT PS/E&E  | 02.070      | 4963         | 10,087         | 7,401                                | ---                         | 2,686                      |
| Lottery Proceeds Fund (0291)   |             |              |                |                                      |                             |                            |
| AP/DUAL CREDIT   | 02.130      | 0040         | 711,786        | 690,431                              | ---                         | 21,355                     |
| SCHOLARS ACADEMY   | 02.100      | 0078         | 158,156        | 152,901                              | ---                         | 5,255                      |
| PUPIL TESTING PROGRAM  | 02.125      | 1289         | 874,321        | 842,091                              | ---                         | 32,230                     |
| NEW TECHNOLOGY   | 02.075      | 2349         | 7,000,000      | 6,781,043                            | ---                         | 218,957                    |
| SAFE SCHOOLS PROGRAM   | 02.150      | 2539         | 2,375,000      | 2,303,750                            | ---                         | 71,250                     |
| A+ SCHOOLS PROGRAM   | 02.120      | 3214         | 8,696,486      | 8,696,486                            | ---                         | ---                        |
| CHARACTERPLUS INITIATIVE   | 02.185      | 3215         | 250,000        | 242,500                              | ---                         | 7,500                      |
| INCENTIVES   | 17.002      | 5041         | 29             | ---                                  | ---                         | 29                         |
| Video Instructional Development and<br>Educational Opportunity Fund (0599) |             |              |                |                                      |                             |                            |
| VIDEO INSTRUCTION  | 02.072      | 8907         | 600,000        | 37,500                               | ---                         | 562,500                    |

|  |        |      |             |             |         |     |           |
|--|--------|------|-------------|-------------|---------|-----|-----------|
| State School Money Fund (0616)   |        |      |             |             |         |     |           |
| FOUNDATION-SPECIAL NEEDS   | 02.020 | 0681 | 189,267,470 | 180,242,111 | ---     | --- | 9,025,359 |
| FOUNDATION-EARLY SPEC ED   | 02.020 | 0702 | 63,161,098  | 62,961,098  | ---     | --- | 200,000   |
| FERMAN MEMORIAL-GIFTED   | 02.095 | 5640 | 10,000      | 6,572       | ---     | --- | 3,428     |
| EARLY CHILDHOOD PROGRAM  | 02.115 | 7976 | 125,000     | 125,000     | ---     | --- | ---       |
| Healthy Families Trust Fund-Life Sciences<br>Research Account Fund (0642)              |        |      |             |             |         |     |           |
| HSSMTI   | 02.110 | 5860 | 100,000     | ---         | ---     | --- | 100,000   |
| Early Childhood Development, Education and<br>Care Fund (0859)                         |        |      |             |             |         |     |           |
| EARLY CHILDHOOD PROGRAM  | 02.115 | 0028 | 15,136,800  | 11,486,381  | ---     | --- | 3,650,419 |
| <b><u>Division of Vocational and Adult Ed</u></b>                                      |        |      |             |             |         |     |           |
| Outstanding Schools Trust Fund (0287)  |        |      |             |             |         |     |           |
| ADULT BASIC EDUCATION  | 02.235 | 1631 | 525,313     | 525,313     | ---     | --- | ---       |
| State School Money Fund (0616)   |        |      |             |             |         |     |           |
| FOUNDATION-VOCATIONAL ED   | 02.020 | 0720 | 52,880,428  | 52,765,428  | ---     | --- | 115,000   |
| <b><u>Division of Special Education</u></b>  |        |      |             |             |         |     |           |
| Missouri Commission for the Deaf Board of<br>Certification of Interpreters Fund (0264) |        |      |             |             |         |     |           |
| COMM FOR THE DEAF E&E  | 02.320 | 0111 | 100,000     | 91,927      | ---     | --- | 8,073     |
| Bingo Proceeds for Education Fund (0289)   |        |      |             |             |         |     |           |
| REPL WOOD SID SHINGLES   | 16.006 | 0256 | 116,475     | 116,475     | ---     | --- | ---       |
| REPL BUILTUP FLAT ROOFS  | 16.008 | 0257 | 27,232      | ---         | ---     | --- | 27,232    |
| BUILDING STUCCO MASONRY  | 16.010 | 0261 | 17,603      | ---         | ---     | --- | 17,603    |
| SUPPL ADA MODS AT 4 SSSH   | 16.012 | 0358 | 445,624     | ---         | 445,624 | --- | ---       |
| REP IMPRV ADA MODS MSB   | 16.014 | 0360 | 2,145,531   | 341,271     | ---     | --- | 1,804,260 |
| SUPPL ADA MODS AT MSD  | 16.016 | 0361 | 399,616     | 397,369     | ---     | --- | 2,247     |
| REPL FLAT SHINGLED ROOF  | 16.006 | 1113 | 3,455       | 3,053       | ---     | --- | 402       |
| REPLACE HVAC AHUS AC CO  | 16.006 | 1114 | 29,001      | 29,001      | ---     | --- | ---       |
| CONVERT MSD CAMPUS ELECT   | 16.016 | 1203 | 102,339     | 56,573      | ---     | --- | 45,766    |
| BOARD OPERATED E&E   | 02.020 | 2303 | 1,707,167   | 1,707,166   | ---     | --- | 1         |
| USEPA AHERA REINSPECTN   | 16.002 | 3790 | 1,022       | ---         | ---     | --- | 1,022     |
| MSB ROOFS  | 18.005 | 4664 | 263,360     | 11,937      | 251,423 | --- | ---       |
| MSD ROOFS  | 18.010 | 4667 | 297,600     | 34,372      | 263,228 | --- | ---       |
| MSD ELECTRICAL   | 18.010 | 4669 | 876,400     | 58,148      | 818,252 | --- | ---       |
| EW THOMPSON ROOF/HVAC  | 18.015 | 4673 | 784,100     | 28,887      | 755,213 | --- | ---       |
| BW ROBINSON HVAC   | 18.015 | 4674 | 185,700     | 2,808       | 182,892 | --- | ---       |
| MAPLE VALLEY ACM DECON   | 19.005 | 4875 | 1,424,232   | 922,165     | 502,067 | --- | ---       |
| MAPLE VALLEY HVAC  | 19.005 | 4876 | 343,863     | 65,542      | 278,320 | --- | 1         |
| MAPAVILLE SCHOOL ADA   | 19.006 | 5003 | 159,463     | 159,463     | ---     | --- | ---       |
| KIRCHNER SCHOOL ADA  | 19.006 | 5004 | 56,197      | 40,582      | 15,614  | --- | 1         |
| HELEM M. DAVIS SCHOOL ADA  | 19.006 | 5005 | 265,427     | 215,517     | 49,910  | --- | ---       |
| DELMAR COBBLE SCHOOL ADA   | 19.006 | 5006 | 62,894      | 62,894      | ---     | --- | ---       |
| GREENE VALLE SCHOOL ADA  | 19.006 | 5007 | 305,711     | ---         | 305,710 | --- | 1         |

**STATE OF MISSOURI  
SUMMARY OF APPROPRIATION ACTIVITY  
SPECIAL REVENUE FUNDS  
FOR THE APPROPRIATION YEAR 2003**

|   | H.B.<br>No. | Appr.<br>No. | Appropriations | Expenditures<br>and<br>Transfers Out | Reappropriations<br>to 2004 | Lapse of<br>Appropriations |
|---|-------------|--------------|----------------|--------------------------------------|-----------------------------|----------------------------|
| Lottery Proceeds Fund (0291)                                |             |              |                |                                      |                             |                            |
| STATE SCHOOLS OPMR  | 02.275      | 2811         | 342,754        | 331,742                              | ---                         | 11,012                     |
| DFS/DMH SCHOOL PLACEMENTS                                   | 02.270      | 5677         | 2,083,935      | 2,083,935                            | ---                         | ---                        |
| Design and Construction - Donated Fund (0553)               |             |              |                |                                      |                             |                            |
| DES EQPT PLAYGR 3 SCH                                       | 16.004      | 3794         | 1              | ---                                  | ---                         | 1                          |
| State School Money Fund (0616)                              |             |              |                |                                      |                             |                            |
| READERS FOR THE BLIND                                       | 02.290      | 2268         | 25,000         | ---                                  | ---                         | 25,000                     |
| FOUNDATION-CAREER LADDER                                    | 02.020      | 2363         | 38,454,774     | 38,384,325                           | ---                         | 70,449                     |
| Handicapped Children's Trust Fund (0618)                    |             |              |                |                                      |                             |                            |
| SCHOOL SEVERELY HANDICAP                                    | 02.310      | 2280         | 30,000         | ---                                  | ---                         | 30,000                     |
| SSSH ADA PLAYGROUNDS  | 19.006      | 5008         | 136,175        | ---                                  | 136,175                     | ---                        |
| Early Childhood Development, Education and Care Fund (0859) |             |              |                |                                      |                             |                            |
| FIRST STEPS   | 02.265      | 3180         | 5,286,042      | 5,286,041                            | ---                         | 1                          |
| School for Blind Trust Fund (0920)                          |             |              |                |                                      |                             |                            |
| SCHOOL FOR BLIND  | 02.305      | 3445         | 1,000,000      | 888,210                              | ---                         | 111,790                    |
| SCHOOL FOR BLIND  | 02.305      | 9806         | 500,000        | 190,538                              | ---                         | 309,462                    |
| School for Deaf Trust Fund (0922)                           |             |              |                |                                      |                             |                            |
| SCHOOL FOR DEAF   | 02.300      | 0543         | 25,000         | ---                                  | ---                         | 25,000                     |
| <b><u>Division of Teacher Quality and Urban</u></b>         |             |              |                |                                      |                             |                            |
| Outstanding Schools Trust Fund (0287)                       |             |              |                |                                      |                             |                            |
| TEACHER QUALITY/URBAN PS                                    | 02.070      | 4985         | 76,106         | 69,773                               | ---                         | 6,333                      |
| TEACHER QUALITY/URBAN E&E                                   | 02.070      | 4986         | 4,006          | 3,982                                | ---                         | 24                         |
| TEACHER QUALTY/URBAN FLEX                                   | 02.070      | 4987         | 3,045          | 2,708                                | ---                         | 337                        |
| Lottery Proceeds Fund (0291)                                |             |              |                |                                      |                             |                            |
| SCHOLARSHIPS  | 02.160      | 0107         | 200,000        | 144,000                              | ---                         | 56,000                     |
| EARLY GRADE LITERACY PRGM                                   | 02.025      | 1284         | 145,000        | 140,650                              | ---                         | 4,350                      |
| <b><u>Division of Vocational Rehabilitation</u></b>         |             |              |                |                                      |                             |                            |
| Independent Living Center Fund (0284)                       |             |              |                |                                      |                             |                            |
| INDEPENDENT LIVING CNTRS                                    | 02.215      | 2809         | 210,000        | 201,783                              | ---                         | 8,217                      |
| Lottery Proceeds Fund (0291)                                |             |              |                |                                      |                             |                            |
| VOCATIONAL REHAB GRANT                                      | 02.200      | 2806         | 1,400,000      | 1,358,000                            | ---                         | 42,000                     |
| <b><u>DEPARTMENT OF HIGHER EDUCATION</u></b>                |             |              |                |                                      |                             |                            |
| Guaranty Agency Operating Fund (0880)                       |             |              |                |                                      |                             |                            |
| MANAGED BY FM   | 13.015      | 1061         | 270,383        | 155,633                              | ---                         | 114,750                    |

**Higher Education Administration**

|   |        |      |            |            |           |            |  |
|---|--------|------|------------|------------|-----------|------------|--|
| Marguerite Ross Barnett Scholarship Fund (0131)   |        |      |            |            |           |            |  |
| M ROSS BARNETT SCHLSHIP   | 03.095 | 0066 | 500,000    | 486,377    | ---       | 13,623     |  |
| Lottery Proceeds Fund (0291)  |        |      |            |            |           |            |  |
| COMMUNITY COLLEGES CI   | 16.094 | 2482 | 2,564,774  | 569,691    | 1,995,083 | ---        |  |
| STATE AID COMM COLLEGES   | 03.140 | 2679 | 4,364,239  | 4,233,312  | ---       | 130,927    |  |
| WORKFORCE PREPARATION   | 03.140 | 4470 | 1,332,353  | 1,292,382  | ---       | 39,971     |  |
| GEAR-UP Scholarship Fund (0737)   |        |      |            |            |           |            |  |
| GEAR-UP SCHOLARSHIPS  | 03.100 | 5655 | 200,000    | 22,514     | ---       | 177,486    |  |
| Student Grant Fund (0839)   |        |      |            |            |           |            |  |
| GALLAGHER SCHOLARSHIP   | 03.055 | 3859 | 17,348,436 | 17,313,154 | ---       | 35,282     |  |
| Academic Scholarship Fund (0840)  |        |      |            |            |           |            |  |
| ACADEMIC SCHOLARSHIP PRGM   | 03.045 | 3858 | 15,787,000 | 15,771,000 | ---       | 16,000     |  |
| U.S. Department of Education/Coordinating<br>Board for Higher Education P.L. 105-33 Recall<br>Account Fund (0850)   |        |      |            |            |           |            |  |
| PL 105-33 RECALL ACCT   | 03.105 | 5317 | 32,421,670 | 32,421,669 | ---       | 1          |  |
| U.S. Department of Education/Coordinating<br>Board for Higher Education P.L. 105-33 Interest<br>Account Fund (0851) |        |      |            |            |           |            |  |
| LOAN PROGRAM ADMIN PS   | 03.110 | 2371 | 87,920     | 47,349     | ---       | 40,571     |  |
| LOAN PROGRAM ADMIN E&E  | 03.110 | 4467 | 2,612,500  | 749,455    | ---       | 1,863,045  |  |
| Advantage Missouri Trust Fund (0856)  |        |      |            |            |           |            |  |
| ADVANTAGE MISSOURI PRGM   | 03.075 | 0062 | 1,060,000  | 649,628    | ---       | 410,372    |  |
| Missouri College Guarantee Fund (0858)  |        |      |            |            |           |            |  |
| COLLEGE GUARANTEE PRGM  | 03.065 | 0061 | 8,460,000  | 8,412,111  | ---       | 47,889     |  |
| Guaranty Agency Operating Fund (0880)   |        |      |            |            |           |            |  |
| LOAN PROGRAM ADMIN PS   | 03.110 | 0998 | 2,119,605  | 1,627,841  | ---       | 491,764    |  |
| LOAN PROGRAM ADMIN E&E  | 03.110 | 2169 | 8,382,382  | 7,908,901  | ---       | 473,481    |  |
| FEDERAL LOAN COMPLIANCE   | 03.110 | 3134 | 1,000,000  | 150,419    | ---       | 849,581    |  |
| COLLECTION INVOICING  | 03.110 | 5075 | 4,650,000  | 3,790,507  | ---       | 859,493    |  |
| E-GOVERNMENT PS   | 03.115 | 5057 | 371,000    | 266,242    | ---       | 104,758    |  |
| E-GOVERNMENT E&E  | 03.115 | 5058 | 1,014,400  | 749,292    | ---       | 265,108    |  |
| Federal Student Loan Reserve Fund (0881)  |        |      |            |            |           |            |  |
| LOAN PRGM REVOLVING FUND  | 03.125 | 0067 | 85,000,000 | 42,663,231 | ---       | 42,336,769 |  |

**State Colleges and Universities**

|   |        |      |           |           |           |     |
|---|--------|------|-----------|-----------|-----------|-----|
| Gaming Proceeds for Education Fund (0285) |        |      |           |           |           |     |
| LAND ACQ VAR IMPRVMTS                     | 16.022 | 0799 | 43,435    | 43,435    | ---       | --- |
| Lottery Proceeds Fund (0291)              |        |      |           |           |           |     |
| RENOVATE WOOD BLDG                        | 16.020 | 0362 | 1,493,438 | 233,961   | 1,259,476 | 1   |
| RENOV CLSRMS 6 FACS                       | 16.040 | 0363 | 96        | ---       | ---       | 96  |
| TUNNEL REP ASSOC ITEMS                    | 16.066 | 0365 | 4,742,872 | 664,513   | 4,078,359 | --- |
| RENO LAB AN CHEM STOR                     | 16.080 | 0367 | 339,354   | 121,203   | 218,151   | --- |
| CONST BUTLER CARLTON                      | 16.082 | 0369 | 1,287,783 | 1,287,783 | ---       | --- |
| DES CONST VIS PERF ARTS                   | 16.054 | 0954 | 2,752,902 | ---       | 2,752,902 | --- |



**STATE OF MISSOURI  
SUMMARY OF APPROPRIATION ACTIVITY  
SPECIAL REVENUE FUNDS  
FOR THE APPROPRIATION YEAR 2003**

|   | H.B.<br>No. | Appr.<br>No. | Appropriations | Expenditures<br>and<br>Transfers Out | Reappropriations<br>to 2004 | Lapse of<br>Appropriations |
|---|-------------|--------------|----------------|--------------------------------------|-----------------------------|----------------------------|
| CENTRAL MO STATE UNIV   | 03.155      | 1539         | 5,260,277      | 5,102,469                            | ---                         | 157,808                    |
| SOUTHEAST MO STATE UNIV   | 03.160      | 1540         | 4,650,637      | 4,511,118                            | ---                         | 139,519                    |
| SOUTHWEST MO STATE UNIV   | 03.165      | 1545         | 8,604,082      | 8,345,960                            | ---                         | 258,122                    |
| TRUMAN STATE UNIVERSITY   | 03.175      | 1546         | 3,835,780      | 3,720,707                            | ---                         | 115,073                    |
| NORTHWEST MO STATE UNIV   | 03.180      | 1547         | 2,737,092      | 2,654,979                            | ---                         | 82,113                     |
| MISSOURI SOUTHERN COLLEGE   | 03.185      | 1549         | 1,953,571      | 1,894,964                            | ---                         | 58,607                     |
| MISSOURI WESTERN COLLEGE  | 03.190      | 1550         | 1,951,747      | 1,893,195                            | ---                         | 58,552                     |
| HARRIS STOWE STATE COLL   | 03.195      | 1551         | 740,704        | 718,483                              | ---                         | 22,221                     |
| UNIV OF MISSOURI CAMPUSES   | 03.200      | 1552         | 34,387,239     | 33,355,620                           | ---                         | 1,031,619                  |
| LINCOLN UNIVERSITY  | 03.170      | 1554         | 1,741,696      | 1,689,445                            | ---                         | 52,251                     |
| IMPRV LIB FURNS LAB STORG   | 16.024      | 2721         | 497            | ---                                  | ---                         | 497                        |
| DES IMPRV OPHELIA PARISH  | 16.042      | 3725         | 998,170        | 828,489                              | 169,680                     | 1                          |
| Spinal Cord Injury Fund (0578)  |             |              |                |                                      |                             |                            |
| SPINAL CORD INJURY  | 03.235      | 5628         | 375,000        | 1,014                                | ---                         | 373,986                    |
| State Seminary Money Fund (0623)  |             |              |                |                                      |                             |                            |
| SEMINARY FUND INV INCOME  | 03.260      | 0616         | 250,000        | 209,267                              | ---                         | 40,733                     |
| Healthy Families Trust Fund-Health Care<br>Treatment and Access Account Fund (0640) |             |              |                |                                      |                             |                            |
| UMC TELEMEDICINE  | 21.005      | 5596         | 3,250,921      | 667,253                              | 2,583,667                   | 1                          |
| <b><u>DEPARTMENT OF HEALTH AND SENIOR SERVICES</u></b>                              |             |              |                |                                      |                             |                            |
| Missouri Public Health Services Fund (0298)   |             |              |                |                                      |                             |                            |
| HEALTH LEASING  | 13.095      | 3178         | 2,362          | 2,362                                | ---                         | ---                        |
| Health and Senior Services Document Services<br>Fund (0646)                         |             |              |                |                                      |                             |                            |
| DIVISION OF ADMIN E&E   | 10.655      | 7697         | 225,000        | 198,445                              | ---                         | 26,555                     |
| Health - Donated Fund (0658)  |             |              |                |                                      |                             |                            |
| HEALTH LEASING  | 13.095      | 2375         | 2,360          | 2,360                                | ---                         | ---                        |
| DOH DONATED FUNDS PS  | 10.655      | 4631         | 250,000        | 564                                  | ---                         | 249,436                    |
| DOH DONATED FUNDS E&E   | 10.655      | 4632         | 750,000        | ---                                  | ---                         | 750,000                    |
| DIVISION OF ADMIN E&E   | 10.655      | 9896         | 1,496,604      | 381,372                              | ---                         | 1,115,232                  |
| Early Childhood Development, Education and<br>Care Fund (0859)                      |             |              |                |                                      |                             |                            |
| HEALTH LEASING  | 13.095      | 2372         | 11,800         | 11,800                               | ---                         | ---                        |

**Office of the Director**

|  |        |      |           |         |     |         |  |
|--|--------|------|-----------|---------|-----|---------|--|
| Missouri Public Health Services Fund (0298)                                      |        |      |           |         |     |         |  |
| PUBLIC HEALTH LAB PS   | 10.675 | 0222 | 725,099   | 472,719 | --- | 252,380 |  |
| PUBLIC HEALTH LAB E&E  | 10.675 | 0223 | 1,479,300 | 952,035 | --- | 527,265 |  |
| Healthy Families Trust Fund-Health Care Treatment and Access Account Fund (0640) |        |      |           |         |     |         |  |
| PUBLIC HEALTH LAB PS   | 10.675 | 5582 | 115,212   | 21,807  | --- | 93,405  |  |
| PUBLIC HEALTH LAB E&E  | 10.675 | 5583 | 238,491   | ---     | --- | 238,491 |  |

**Center for Health Information Management and Evaluation**

|  |        |      |         |         |     |         |
|--|--------|------|---------|---------|-----|---------|
| Missouri Public Health Services Fund (0298)              |        |      |         |         |     |         |
| CTR FOR HLT INFO&EVAL E&E                                | 10.605 | 3923 | 50,000  | 10,976  | --- | 39,024  |
| Health and Senior Services Document Services Fund (0646) |        |      |         |         |     |         |
| CTR FOR HLT INFO&EVAL PS                                 | 10.605 | 5919 | 225,012 | 161,143 | --- | 63,869  |
| CTR FOR HLT INFO&EVAL E&E                                | 10.605 | 5920 | 365,000 | 214,939 | --- | 150,061 |
| Workers' Compensation Fund (0652)                        |        |      |         |         |     |         |
| CTR FOR HLT INFO&EVAL PS                                 | 10.605 | 3926 | 112,942 | 57,626  | --- | 55,316  |
| CTR FOR HLT INFO&EVAL E&E                                | 10.605 | 3927 | 18,000  | 16,933  | --- | 1,067   |
| Health - Donated Fund (0658)                             |        |      |         |         |     |         |
| CTR FOR HLT INFO&EVAL E&E                                | 10.605 | 3928 | 481,059 | 192,229 | --- | 288,830 |
| CTR FOR HLT INFO&EVAL PS                                 | 10.605 | 5314 | 158,466 | 86,440  | --- | 72,026  |

**Center for Local Public Health Services**

|                              |        |      |         |        |     |         |
|------------------------------|--------|------|---------|--------|-----|---------|
| Health - Donated Fund (0658) |        |      |         |        |     |         |
| LOCAL PUBLIC HLT SVS PS      | 10.615 | 1921 | 89,914  | 74,582 | --- | 15,332  |
| LOCAL PUBLIC HLT SVS E&E     | 10.615 | 1923 | 162,097 | 57,391 | --- | 104,706 |

**Center for Health Improvement**

|  |        |      |           |           |     |         |
|--|--------|------|-----------|-----------|-----|---------|
| Health Access Incentive Fund (0276)  |        |      |           |           |     |         |
| COMM DEV & HLTH CARE PS  | 10.625 | 1893 | 82,264    | 55,228    | --- | 27,036  |
| PRIMO PROGRAM  | 10.635 | 3931 | 4,054,000 | 3,863,698 | --- | 190,302 |
| Professional and Practical Nursing Student Loan and Nurse Loan Repayment Fund (0565) |        |      |           |           |     |         |
| COMM DEV & HLTH CARE PS  | 10.625 | 1894 | 62,756    | 59,936    | --- | 2,820   |
| COMM DEV & HLTH CARE E&E   | 10.625 | 1895 | 22,500    | 12,415    | --- | 10,085  |
| NURSE LOAN PROGRAM   | 10.645 | 3937 | 450,000   | 427,572   | --- | 22,428  |
| Health Professional Student Loan and Loan Repayment Program Fund (0598)              |        |      |           |           |     |         |
| MEDICAL LOAN PROGRAM   | 10.640 | 3935 | 50,000    | 50,000    | --- | ---     |
| Health - Donated Fund (0658)   |        |      |           |           |     |         |
| PRIMO PROGRAM  | 10.635 | 3932 | 850,000   | 549,000   | --- | 301,000 |

**STATE OF MISSOURI  
SUMMARY OF APPROPRIATION ACTIVITY  
SPECIAL REVENUE FUNDS  
FOR THE APPROPRIATION YEAR 2003**

|   | H.B.<br>No. | Appr.<br>No. | Appropriations | Expenditures<br>and<br>Transfers Out | Reappropriations<br>to 2004 | Lapse of<br>Appropriations |
|---|-------------|--------------|----------------|--------------------------------------|-----------------------------|----------------------------|
| <b><u>Administration</u></b>  |             |              |                |                                      |                             |                            |
| Health Access Incentive Fund (0276)   |             |              |                |                                      |                             |                            |
| DIVISION OF ADMIN E&E   | 10.655      | 0217         | 7,000          | ---                                  | ---                         | 7,000                      |
| Missouri Public Health Services Fund (0298)   |             |              |                |                                      |                             |                            |
| DIVISION OF ADMIN PS  | 10.655      | 1799         | 115,880        | 115,396                              | ---                         | 484                        |
| DIVISION OF ADMIN E&E   | 10.655      | 1800         | 419,280        | 11,945                               | ---                         | 407,335                    |
| Healthy Families Trust Fund-Health Care<br>Treatment and Access Account Fund (0640) |             |              |                |                                      |                             |                            |
| DIVISION OF ADMIN E&E   | 10.655      | 5584         | 89,652         | ---                                  | ---                         | 89,652                     |
| Workers' Compensation Fund (0652)   |             |              |                |                                      |                             |                            |
| DIVISION OF ADMIN E&E   | 10.655      | 0218         | 8,000          | ---                                  | ---                         | 8,000                      |
| <b><u>Environmental Health and Communicable<br/>Disease Prevention</u></b>          |             |              |                |                                      |                             |                            |
| Missouri Public Health Services Fund (0298)   |             |              |                |                                      |                             |                            |
| ENVIRONMENTAL HLT SVC PS  | 10.690      | 1808         | 80,358         | 32,042                               | ---                         | 48,316                     |
| ENVIRONMENTAL HLT SVC E&E   | 10.690      | 1809         | 235,050        | 8,237                                | ---                         | 226,813                    |
| Healthy Families Trust Fund-Health Care<br>Treatment and Access Account Fund (0640) |             |              |                |                                      |                             |                            |
| CHILDHOOD LEAD SCREEN E&E   | 10.690      | 5162         | 782,631        | 254,572                              | ---                         | 528,059                    |
| CHILDHOOD LEAD SCREEN PS  | 10.690      | 5581         | 52,362         | 25,097                               | ---                         | 27,265                     |
| Hazardous Waste Remedial Fund (0690)  |             |              |                |                                      |                             |                            |
| ENVIRONMENTAL HLT SVC PS  | 10.690      | 7704         | 169,422        | 152,918                              | ---                         | 16,504                     |
| ENVIRONMENTAL HLT SVC E&E   | 10.690      | 7705         | 70,532         | 37,822                               | ---                         | 32,710                     |
| Missouri Lead Abatement Loan Fund (0893)  |             |              |                |                                      |                             |                            |
| LEAD ABATEMENT LOAN PRGM  | 10.690      | 5313         | 276,000        | ---                                  | ---                         | 276,000                    |
| <b><u>Maternal Child and Family Health</u></b>                                      |             |              |                |                                      |                             |                            |
| Health Initiatives Fund (0275)  |             |              |                |                                      |                             |                            |
| MATERNAL CHILD FAMILY PS  | 10.695      | 3966         | 39,818         | 38,622                               | ---                         | 1,196                      |
| SCHOOL HEALTH GRANTS  | 10.720      | 3974         | 5,366,564      | 5,188,448                            | ---                         | 178,116                    |
| Blindness Education, Screening and<br>Treatment Program Fund (0892)                 |             |              |                |                                      |                             |                            |
| BLINDNESS TREATMENT PRGM  | 10.737      | 3017         | 250,000        | 6,284                                | ---                         | 243,716                    |
| Crippled Children Fund (0950)   |             |              |                |                                      |                             |                            |
| CHILD W/SPECIAL NEEDS   | 10.725      | 7726         | 275,000        | 135,168                              | ---                         | 139,832                    |
| <b><u>Nutritional Health and Services</u></b>                                       |             |              |                |                                      |                             |                            |
| Health - Donated Fund (0658)  |             |              |                |                                      |                             |                            |
| WIC SUPP FOOD DISTRIBUT   | 10.745      | 5315         | 145,714        | ---                                  | ---                         | 145,714                    |

**Health Standard and License**

|   |        |      |           |           |     |         |  |
|---|--------|------|-----------|-----------|-----|---------|--|
| Nursing Facility Quality of Care Fund (0271)                |        |      |           |           |     |         |  |
| INSTITUTIONAL SVS PS  | 10.790 | 1792 | 1,083,555 | 887,130   | --- | 196,425 |  |
| INSTITUTIONAL SVS E&E                                       | 10.790 | 1793 | 2,266,726 | 1,303,695 | --- | 963,031 |  |
| IS SHARED SERVICES  | 10.790 | 5978 | 9,723     | ---       | --- | 9,723   |  |
| Health Access Incentive Fund (0276)                         |        |      |           |           |     |         |  |
| STANDARDS & LICENSURE PS                                    | 10.760 | 3978 | 62,258    | 59,332    | --- | 2,926   |  |
| STANDARDS & LICENSURE E&E                                   | 10.760 | 3979 | 13,650    | 3,180     | --- | 10,470  |  |
| Mammography Fund (0293)                                     |        |      |           |           |     |         |  |
| STANDARDS & LICENSURE PS                                    | 10.760 | 0272 | 51,907    | 18,461    | --- | 33,446  |  |
| STANDARDS & LICENSURE E&E                                   | 10.760 | 0276 | 18,200    | 15,483    | --- | 2,717   |  |
| Missouri Public Health Services Fund (0298)                 |        |      |           |           |     |         |  |
| HLTH & SAFETY INSPECT E&E                                   | 10.760 | 2128 | 49,469    | 3,726     | --- | 45,743  |  |
| HLTH & SAFETY INSPECT PS                                    | 10.760 | 3983 | 57,904    | 30,683    | --- | 27,221  |  |
| Health - Donated Fund (0658)                                |        |      |           |           |     |         |  |
| DIET PILL EDUCATION   | 10.760 | 2813 | 130,000   | ---       | --- | 130,000 |  |
| Early Childhood Development, Education and Care Fund (0859) |        |      |           |           |     |         |  |
| CHILD FACULTY INSPECT PS                                    | 10.760 | 2360 | 179,046   | 178,845   | --- | 201     |  |
| CHILD FACULTY INSPECT E&E                                   | 10.760 | 2361 | 81,840    | 80,448    | --- | 1,392   |  |
| CHILD CARE IMPROVE PRGM                                     | 10.765 | 3196 | 728,740   | 684,318   | --- | 44,422  |  |

**Division of Senior Services**

|  |        |      |         |         |     |         |
|--|--------|------|---------|---------|-----|---------|
| Division of Aging Elderly Home Delivered Meals Trust Fund (0296)                       |        |      |         |         |     |         |
| HOME & COMMUNITY SVS GRANTS  | 10.800 | 4521 | 430,000 | 93,966  | --- | 336,034 |
| Healthy Families Trust Fund-Seniors Catastrophic Prescription Drug Account Fund (0665) |        |      |         |         |     |         |
| HOME & COMMUNITY GRANTS  | 10.800 | 5853 | 980,000 | 980,000 | --- | ---     |

**Chronic Disease Prevention and Health****Program**

|                                 |        |      |         |         |     |        |
|---------------------------------|--------|------|---------|---------|-----|--------|
| Organ Donor Program Fund (0824) |        |      |         |         |     |        |
| ORGAN DONOR PRGM PS             | 10.770 | 0667 | 70,670  | 69,444  | --- | 1,226  |
| ORGAN DONOR PRGM E&E            | 10.770 | 2562 | 300,999 | 229,076 | --- | 71,923 |

**Senior Pharmacy Commission**

|                                |        |      |            |           |     |            |
|--------------------------------|--------|------|------------|-----------|-----|------------|
| Missouri Senior Rx Fund (0734) |        |      |            |           |     |            |
| MO SENIOR RX PROGRAM PS        | 10.825 | 5536 | 732,864    | 501,269   | --- | 231,595    |
| MO SENIOR RX PROGRAM E&E       | 10.825 | 5537 | 4,876,630  | 1,757,994 | --- | 3,118,636  |
| MO SENIOR RX PROGRAM           | 10.825 | 5753 | 68,100,000 | 8,934,616 | --- | 59,165,384 |
| 3RD PARTY ADMIN E&E            | 10.825 | 5849 | 1,500,000  | ---       | --- | 1,500,000  |
| MO SENIOR RX PROGRAM E&E       | 21.142 | 5942 | 25,552     | 25,172    | --- | 380        |
| MO SENIOR RX PROGRAM           | 21.142 | 5943 | 1,601,333  | 1,601,333 | --- | ---        |
| 3RD PARTY ADMIN E&E            | 21.142 | 5944 | 750,000    | 142,212   | --- | 607,788    |

**STATE OF MISSOURI  
SUMMARY OF APPROPRIATION ACTIVITY  
SPECIAL REVENUE FUNDS  
FOR THE APPROPRIATION YEAR 2003**

| <b><u>DEPARTMENT OF TRANSPORTATION</u></b>                  | <b>H.B.<br/>No.</b> | <b>Appr.<br/>No.</b> | <b>Appropriations</b> | <b>Expenditures<br/>and<br/>Transfers Out</b> | <b>Reappropriations<br/>to 2004</b> | <b>Lapse of<br/>Appropriations</b> |
|---|---------------------|----------------------|-----------------------|---|-------------------------------------|------------------------------------|
| State Highways and Transportation Department<br>Fund (0644) |                     |                      |                       |   |                                     |                                    |
| FRINGES SERVICEOPS PS                                       | 04.220              | 0098                 | 5,701,181             | 5,379,760                                     | ---                                 | 321,421                            |
| FRINGES SERVICEOPS E&E                                      | 04.220              | 0099                 | 435,884               | 417,331                                       | ---                                 | 18,553                             |
| FRINGES MULTIMODAL PS                                       | 04.225              | 0109                 | 54,379                | 48,670  | ---                                 | 5,709                              |
| SERVICE OPERATIONS PS                                       | 04.220              | 0117                 | 16,918,593            | 15,119,156                                    | ---                                 | 1,799,437                          |
| MULTIMODAL OPS ADMIN PS                                     | 04.225              | 0122                 | 162,996               | 159,096                                       | ---                                 | 3,900                              |
| MAINTENANCE PS  | 04.215              | 0765                 | 118,943,290           | 114,495,825                                   | ---                                 | 4,447,465                          |
| FRINGES MAINTENANCE PS                                      | 04.215              | 4393                 | 44,281,771            | 44,281,771                                    | ---                                 | ---                                |
| FRINGES MAINTENANCE E&E                                     | 04.215              | 4394                 | 4,762,777             | 4,762,675                                     | ---                                 | 102                                |
| FRINGES CONSTRUCTION PS                                     | 04.205              | 4395                 | 26,642,239            | 26,639,550                                    | ---                                 | 2,689                              |
| FRINGES CONSTRUCTION E&E                                    | 04.205              | 4396                 | 2,169,566             | 2,169,565                                     | ---                                 | 1                                  |
| CONSTRUCTION PS   | 04.205              | 4401                 | 78,882,934            | 77,703,630                                    | ---                                 | 1,179,304                          |
| FRINGES ADMIN PS  | 04.200              | 4413                 | 8,271,605             | 7,668,969                                     | ---                                 | 602,636                            |
| FRINGES ADMIN E&E   | 04.200              | 4414                 | 7,935,645             | 7,504,439                                     | ---                                 | 431,206                            |
| ADMINISTRATION PS   | 04.200              | 6337                 | 24,417,930            | 22,856,444                                    | ---                                 | 1,561,486                          |
| ADMINISTRATION E&E  | 04.200              | 6338                 | 10,355,646            | 7,018,576                                     | ---                                 | 3,337,070                          |
| State Transportation Fund (0675)                            |                     |                      |                       |   |                                     |                                    |
| FRINGES MULTIMODAL PS                                       | 04.225              | 0115                 | 16,922                | 10,070  | ---                                 | 6,852                              |
| SUPPORT TO MULTIMODAL DIV                                   | 04.230              | 0436                 | 32,420                | 8,341   | ---                                 | 24,079                             |
| MO AMTRAK STATIONS  | 04.273              | 1046                 | 25,000                | 25,000  | ---                                 | ---                                |
| TRANSIT FUNDS FOR STATE                                     | 04.238              | 2754                 | 3,765,589             | 2,802,703                                     | ---                                 | 962,886                            |
| STATE MATCH FOR AMTRAK                                      | 04.272              | 4267                 | 1,500,000             | 1,500,000                                     | ---                                 | ---                                |
| MULTIMODAL OPS ADMIN PS                                     | 04.225              | 9939                 | 45,187                | 32,352  | ---                                 | 12,835                             |
| State Transportation Assistance Revolving<br>Fund (0841)    |                     |                      |                       |   |                                     |                                    |
| MULTIMODAL REVOLVING LOAN                                   | 04.235              | 4404                 | 740,340               | 425,000                                       | ---                                 | 315,340                            |
| Aviation Trust Fund (0952)                                  |                     |                      |                       |   |                                     |                                    |
| AIRPORT CI & MAINT  | 04.275              | 1045                 | 8,385,000             | 6,094,765                                     | ---                                 | 2,290,235                          |
| MULTIMODAL OPS ADMIN PS                                     | 04.225              | 4660                 | 326,960               | 262,613                                       | ---                                 | 64,347                             |
| MULTIMODAL OPS ADMIN E&E                                    | 04.225              | 4661                 | 16,150                | 15,496  | ---                                 | 654                                |
| FRINGES MULTIMODAL PS                                       | 04.225              | 4662                 | 98,118                | 91,536  | ---                                 | 6,582                              |
| SUPPORT TO MULTIMODAL DIV                                   | 04.230              | 4857                 | 12,701                | 12,701  | ---                                 | ---                                |

**DEPARTMENT OF LABOR AND INDUSTRIAL RELATIONS**

|   |        |      |         |         |         |         |
|---|--------|------|---------|---------|---------|---------|
| Workers' Compensation Fund (0652)       |        |      |         |         |         |         |
| STATEWIDE UNPROGRAM REQ                 | 16.100 | 0282 | 91,250  | ---     | ---     | 91,250  |
| STATEWIDE MTN REPAIR                    | 16.106 | 0292 | 122,167 | ---     | 122,167 | ---     |
| DOLIR LEASING                           | 13.055 | 3236 | 488,881 | 371,027 | ---     | 117,854 |
| DES SECUR IMPRV ST FACS                 | 16.116 | 3800 | 815,800 | ---     | ---     | 815,800 |
| DC STATEWIDE UNPROGRAMMED               | 18.035 | 4683 | 78,168  | ---     | 78,168  | ---     |
| DC STATEWIDE M&R                        | 18.050 | 4691 | 200,000 | ---     | 200,000 | ---     |
| Crime Victims' Compensation Fund (0681) |        |      |         |         |         |         |
| DOLIR LEASING                           | 13.055 | 2684 | 58,761  | 24,424  | ---     | 34,337  |
| Special Employment Security Fund (0949) |        |      |         |         |         |         |
| C.O. COMPUTER BATTERIES                 | 18.120 | 4724 | 32,643  | ---     | ---     | 32,643  |
| C.O. COOLING TOWER                      | 18.120 | 4725 | 98,223  | 19,888  | ---     | 78,335  |

**Director and Staff**

|   |        |      |         |         |     |         |
|---|--------|------|---------|---------|-----|---------|
| Workers' Compensation Fund (0652)       |        |      |         |         |     |         |
| DIRECTOR AND STAFF E&E                  | 07.800 | 2663 | 2,350   | ---     | --- | 2,350   |
| LIFE INSURANCE COSTS                    | 07.800 | 2669 | 795     | 188     | --- | 607     |
| DIRECTOR AND STAFF PS                   | 07.800 | 5832 | 23,184  | ---     | --- | 23,184  |
| Crime Victims' Compensation Fund (0681) |        |      |         |         |     |         |
| LIFE INSURANCE COSTS                    | 07.800 | 2672 | 75      | 3       | --- | 72      |
| Special Employment Security Fund (0949) |        |      |         |         |     |         |
| SPECIAL EMP SECURITY E&E                | 17.188 | 3226 | 526,414 | 221,498 | --- | 304,916 |

**Division of Labor Standards**

|                                     |        |      |         |        |     |         |
|-------------------------------------|--------|------|---------|--------|-----|---------|
| Child Labor Enforcement Fund (0826) |        |      |         |        |     |         |
| ADMINISTRATION/LS E&E               | 07.815 | 2665 | 200,000 | 48,293 | --- | 151,707 |

**Division of Worker's Compensation**

|   |        |      |            |            |     |           |
|---|--------|------|------------|------------|-----|-----------|
| Tort Victims Compensation Fund (0622)             |        |      |            |            |     |           |
| ADMIN WORK COMP PS                                | 07.835 | 5258 | 36,012     | 32,064     | --- | 3,948     |
| ADMIN WORK COMP E&E                               | 07.835 | 5259 | 10,255     | 3,925      | --- | 6,330     |
| Workers' Compensation Fund (0652)                 |        |      |            |            |     |           |
| ADMIN WORK COMP PS                                | 07.835 | 0690 | 8,131,202  | 7,516,333  | --- | 614,869   |
| ADMIN WORK COMP E&E                               | 07.835 | 0693 | 1,501,178  | 1,087,084  | --- | 414,094   |
| Workers' Compensation - Second Injury Fund (0653) |        |      |            |            |     |           |
| SECOND INJURY FUND                                | 07.840 | 4636 | 55,000,000 | 50,729,820 | --- | 4,270,180 |
| Crime Victims' Compensation Fund (0681)           |        |      |            |            |     |           |
| CRIME VICTIMS ADMIN PS                            | 07.845 | 1565 | 262,909    | 197,905    | --- | 65,004    |
| CRIME VICTIMS ADMIN E&E                           | 07.845 | 2145 | 101,558    | 78,165     | --- | 23,393    |
| ADMIN WORK COMP PS                                | 07.835 | 4635 | 21,600     | ---        | --- | 21,600    |
| CRIME VICTIMS COMP FUND                           | 07.850 | 4638 | 7,199,999  | 6,350,671  | --- | 849,328   |

**STATE OF MISSOURI  
SUMMARY OF APPROPRIATION ACTIVITY  
SPECIAL REVENUE FUNDS  
FOR THE APPROPRIATION YEAR 2003**

|  | H.B.<br>No. | Appr.<br>No. | Appropriations | Expenditures<br>and<br>Transfers Out | Reappropriations<br>to 2004 | Lapse of<br>Appropriations |
|--|-------------|--------------|----------------|--------------------------------------|-----------------------------|----------------------------|
| <b><u>Division of Employment Security</u></b>                        |             |              |                |                                      |                             |                            |
| Special Employment Security Fund (0949)                              |             |              |                |                                      |                             |                            |
| SPECIAL EMP SECURITY E&E   | 07.870      | 2945         | 2,080,000      | 1,667,642                            | ---                         | 412,358                    |
| STL EMPLOYMENT OFC HVAC  | 16.180      | 4639         | 336,360        | ---                                  | ---                         | 336,360                    |
| SPFD JOB SVC FNDTN LEAK  | 18.115      | 4723         | 122,535        | 44,460                               | 78,074                      | 1                          |
| SPECIAL EMP SECURITY PS  | 07.870      | 5414         | 100,569        | 8,831                                | ---                         | 91,738                     |
| <b><u>Governor's Council on Disability</u></b>                       |             |              |                |                                      |                             |                            |
| Deaf Relay Service and Equipment Distribution<br>Program Fund (0559) |             |              |                |                                      |                             |                            |
| COUNCIL ON DISABILITY PS   | 07.880      | 3015         | 187,100        | 186,662                              | ---                         | 438                        |
| COUNCIL ON DISABILITY E&E  | 07.880      | 3016         | 2,467,914      | 1,209,380                            | ---                         | 1,258,534                  |
| Assistive Technology Loan Revolving Fund (0889)                      |             |              |                |                                      |                             |                            |
| ASSISTIVE TECH LOAN PRGM   | 07.880      | 2863         | 1,000,000      | 74,164                               | ---                         | 925,836                    |
| <b><u>Labor and Industrial Relations Commission</u></b>              |             |              |                |                                      |                             |                            |
| Workers' Compensation Fund (0652)                                    |             |              |                |                                      |                             |                            |
| INDUSTRIAL COMMISSION PS   | 07.810      | 3096         | 507,799        | 492,307                              | ---                         | 15,492                     |
| INDUSTRIAL COMMISSION E&E  | 07.810      | 4526         | 93,396         | 70,282                               | ---                         | 23,114                     |
| <b><u>DEPARTMENT OF MENTAL HEALTH</u></b>                            |             |              |                |                                      |                             |                            |
| ADA Compliance Fund (0715)   |             |              |                |                                      |                             |                            |
| ADA MODS STATE FACILITIES  | 16.110      | 3795         | 467            | 467                                  | ---                         | ---                        |
| Mental Health Trust Fund (0926)                                      |             |              |                |                                      |                             |                            |
| MENTAL HLT TRUST FUND PS   | 10.020      | 4136         | 736,165        | 87,878                               | ---                         | 648,287                    |
| MENTAL HLT TRUST FUND E&E  | 10.020      | 4137         | 1,283,486      | 273,082                              | ---                         | 1,010,404                  |
| <b><u>Division of Alcohol and Drug Abuse</u></b>                     |             |              |                |                                      |                             |                            |
| Compulsive Gamblers Fund (0249)                                      |             |              |                |                                      |                             |                            |
| COMPULSIVE GAMBLING TRTMT  | 10.120      | 0313         | 412,798        | 214,811                              | ---                         | 197,987                    |
| COMPULSIVE GAMBLING PS   | 10.120      | 2451         | 34,704         | 34,704                               | ---                         | ---                        |
| COMPULSIVE GAMBLING E&E  | 10.120      | 2452         | 5,194          | 370                                  | ---                         | 4,824                      |
| Health Initiatives Fund (0275)                                       |             |              |                |                                      |                             |                            |
| ADA ADMIN PS   | 10.105      | 1839         | 204,373        | 198,242                              | ---                         | 6,131                      |
| ADA ADMIN E&E  | 10.105      | 1840         | 51,204         | 31,254                               | ---                         | 19,950                     |
| SATOP  | 10.125      | 3900         | 1,365,680      | 1,324,710                            | ---                         | 40,970                     |
| ADA TREATMENT SERVICES   | 10.115      | 4151         | 4,558,388      | 4,421,636                            | ---                         | 136,752                    |

|   |        |      |           |           |     |        |  |
|---|--------|------|-----------|-----------|-----|--------|--|
| Mental Health Earnings Fund (0288)  |        |      |           |           |     |        |  |
| SATOP   | 10.125 | 3901 | 2,026,394 | 2,020,177 | --- | 6,217  |  |
| ADA ADMIN PS  | 10.105 | 4140 | 88,521    | 81,936    | --- | 6,585  |  |
| ADA ADMIN E&E   | 10.105 | 4141 | 52,372    | 30,442    | --- | 21,930 |  |
| Healthy Families Trust Fund-Health Care Treatment and Access Account Fund (0640)            |        |      |           |           |     |        |  |
| ADA TREATMENT SERVICES  | 10.115 | 5521 | 2,077,681 | 2,077,681 | --- | ---    |  |
| Healthy Families Trust Fund-Tobacco Prevention, Education and Cessation Account Fund (0643) |        |      |           |           |     |        |  |
| PREVENTION & EDU SVS  | 10.110 | 5524 | 300,000   | 300,000   | --- | ---    |  |

**Division of Comprehensive Psychiatric Services**

|  |        |      |         |         |     |         |
|--|--------|------|---------|---------|-----|---------|
| Health Initiatives Fund (0275)   |        |      |         |         |     |         |
| ADULT COMMUNITY PROGRAM  | 10.210 | 0567 | 20,624  | 10,431  | --- | 10,193  |
| YOUTH COMMUNITY PROGRAM  | 10.235 | 0613 | 98,888  | 15,064  | --- | 83,824  |
| Healthy Families Trust Fund-Health Care Treatment and Access Account Fund (0640) |        |      |         |         |     |         |
| ADULT COMMUNITY PROGRAM  | 10.210 | 5522 | 750,000 | 750,000 | --- | ---     |
| Mental Health Trust Fund (0926)  |        |      |         |         |     |         |
| CONST AUTOMOT TECH BLDG  | 16.308 | 0996 | 7,185   | 5,552   | --- | 1,633   |
| NW MO PSY REHAB CTR PS   | 10.340 | 2768 | 380,798 | ---     | --- | 380,798 |
| NWMO PSY CTR PS/E&E FLEX   | 10.340 | 5109 | 20,042  | ---     | --- | 20,042  |

**Division of Mental Retardation - Developmental Disabilities**

|   |        |      |           |           |     |         |
|---|--------|------|-----------|-----------|-----|---------|
| Family Support Loan Program Fund (0278) |        |      |           |           |     |         |
| FAMILY SUPP&LOAN PROGRAM                | 10.420 | 1934 | 291,305   | 43,120    | --- | 248,185 |
| Mental Health Trust Fund (0926)         |        |      |           |           |     |         |
| SB 40 BOARD TAX                         | 10.415 | 1927 | 7,652,732 | 7,642,635 | --- | 10,097  |

**DEPARTMENT OF NATURAL RESOURCES**

|  |        |      |         |         |     |        |
|--|--------|------|---------|---------|-----|--------|
| Missouri Air Emission Reduction Fund (0267)                                      |        |      |         |         |     |        |
| REFUND ACCOUNTS  | 06.405 | 1591 | 331     | ---     | --- | 331    |
| AGENCY WIDE OPERATIONS   | 17.060 | 5564 | 1,385   | ---     | --- | 1,385  |
| Natural Resources Protection - Water Pollution Permit Fee Subaccount Fund (0568) |        |      |         |         |     |        |
| LEASE AND/OR STATE OWNED   | 13.017 | 2624 | 402     | 402     | --- | ---    |
| AGENCY WIDE OPERATIONS   | 17.060 | 2690 | 496     | ---     | --- | 496    |
| REFUND ACCOUNTS  | 06.405 | 2739 | 24,925  | 7,105   | --- | 17,820 |
| DNR LEASING  | 17.228 | 3337 | 51,013  | 45,483  | --- | 5,530  |
| DNR LEASING  | 13.045 | 4308 | 203,987 | 187,904 | --- | 16,083 |



**STATE OF MISSOURI  
SUMMARY OF APPROPRIATION ACTIVITY  
SPECIAL REVENUE FUNDS  
FOR THE APPROPRIATION YEAR 2003**

|   | H.B.<br>No. | Appr.<br>No. | Appropriations | Expenditures<br>and<br>Transfers Out | Reappropriations<br>to 2004 | Lapse of<br>Appropriations |
|---|-------------|--------------|----------------|--------------------------------------|-----------------------------|----------------------------|
| Solid Waste Management - Scrap Tire             |             |              |                |                                      |                             |                            |
| Subaccount Fund (0569)                          |             |              |                |                                      |                             |                            |
| LEASE AND/OR STATE OWNED                        | 13.017      | 2625         | 9,325          | 9,325                                | ---                         | ---                        |
| AGENCY WIDE OPERATIONS                          | 17.060      | 2692         | 98             | ---                                  | ---                         | 98                         |
| DNR LEASING                                     | 17.228      | 3338         | 6,365          | 1,730                                | ---                         | 4,635                      |
| REFUND ACCOUNTS                                 | 06.405      | 3536         | 165            | ---                                  | ---                         | 165                        |
| DNR LEASING                                     | 13.045      | 4309         | 23,681         | 22,951                               | ---                         | 730                        |
| Solid Waste Management Fund (0570)              |             |              |                |                                      |                             |                            |
| LEASE AND/OR STATE OWNED                        | 13.017      | 2626         | 38,003         | 38,003                               | ---                         | ---                        |
| AGENCY WIDE OPERATIONS                          | 17.060      | 2693         | 195            | ---                                  | ---                         | 195                        |
| DNR LEASING                                     | 17.228      | 3343         | 11,278         | 9,572                                | ---                         | 1,706                      |
| REFUND ACCOUNTS                                 | 06.405      | 3537         | 165            | ---                                  | ---                         | 165                        |
| DNR LEASING                                     | 13.045      | 4310         | 36,963         | 34,059                               | ---                         | 2,904                      |
| CONTRACT AUDITS                                 | 06.235      | 5269         | 50,000         | ---                                  | ---                         | 50,000                     |
| Metallic Minerals Waste Management              |             |              |                |                                      |                             |                            |
| Fund (0575)                                     |             |              |                |                                      |                             |                            |
| LEASE AND/OR STATE OWNED                        | 13.017      | 2632         | 4,158          | 4,158                                | ---                         | ---                        |
| REFUND ACCOUNTS                                 | 06.405      | 3538         | 165            | ---                                  | ---                         | 165                        |
| Natural Resources Protection - Air Pollution    |             |              |                |                                      |                             |                            |
| Asbestos Fee Subaccount Fund (0584)             |             |              |                |                                      |                             |                            |
| LEASE AND/OR STATE OWNED                        | 13.017      | 2634         | 435            | 397                                  | ---                         | 38                         |
| REFUND ACCOUNTS                                 | 06.405      | 2740         | 9,930          | 2,690                                | ---                         | 7,240                      |
| Underground Storage Tank Regulation Program     |             |              |                |                                      |                             |                            |
| Fund (0586)                                     |             |              |                |                                      |                             |                            |
| LEASE AND/OR STATE OWNED                        | 13.017      | 2636         | 7,074          | 7,074                                | ---                         | ---                        |
| AGENCY WIDE OPERATIONS                          | 17.060      | 2696         | 200            | ---                                  | ---                         | 200                        |
| REFUND ACCOUNTS                                 | 06.405      | 2742         | 9,965          | 7,425                                | ---                         | 2,540                      |
| DNR LEASING                                     | 17.228      | 3353         | 2,582          | ---                                  | ---                         | 2,582                      |
| DNR LEASING                                     | 13.045      | 4314         | 179            | 179                                  | ---                         | ---                        |
| Natural Resources Protection - Air Pollution    |             |              |                |                                      |                             |                            |
| Permit Fee Subaccount Fund (0594)               |             |              |                |                                      |                             |                            |
| LEASE AND/OR STATE OWNED                        | 13.017      | 2638         | 9,495          | 9,495                                | ---                         | ---                        |
| AGENCY WIDE OPERATIONS                          | 17.060      | 2710         | 489            | ---                                  | ---                         | 489                        |
| REFUND ACCOUNTS                                 | 06.405      | 2743         | 77,499         | 53,840                               | ---                         | 23,659                     |
| DNR LEASING                                     | 17.228      | 3355         | 41,998         | 41,237                               | ---                         | 761                        |
| DNR LEASING                                     | 13.045      | 4315         | 151,121        | 125,539                              | ---                         | 25,582                     |
| Water and Wastewater Loan Revolving Fund (0602) |             |              |                |                                      |                             |                            |
| REFUND ACCOUNTS                                 | 06.405      | 3539         | 61,444         | ---                                  | ---                         | 61,444                     |

|  |        |      |         |         |     |         |  |
|--|--------|------|---------|---------|-----|---------|--|
| Parks Sales Tax Fund (0613)                              |        |      |         |         |     |         |  |
| LEASE AND/OR STATE OWNED                                 | 13.017 | 2640 | 9,176   | 9,176   | --- | ---     |  |
| REFUND ACCOUNTS  | 06.405 | 3374 | 165     | 3       | --- | 162     |  |
| DNR LEASING  | 13.045 | 4316 | 254,892 | 252,172 | --- | 2,720   |  |
| Soil and Water Sales Tax Fund (0614)                     |        |      |         |         |     |         |  |
| LEASE AND/OR STATE OWNED                                 | 13.017 | 2641 | 59,706  | 59,706  | --- | ---     |  |
| DNR LEASING  | 17.228 | 3356 | 12,521  | 11,686  | --- | 835     |  |
| REFUND ACCOUNTS  | 06.405 | 3540 | 329     | ---     | --- | 329     |  |
| DNR LEASING  | 13.045 | 4317 | 83,723  | 51,720  | --- | 32,003  |  |
| CONTRACT AUDITS  | 06.235 | 5270 | 200,000 | 21,409  | --- | 178,591 |  |
| State Highways and Transportation Department Fund (0644) |        |      |         |         |     |         |  |
| AGENCY WIDE OPERATIONS PS                                | 06.235 | 0672 | 67,219  | 34,474  | --- | 32,745  |  |
| AGENCY WIDE OPERATION E&E                                | 06.235 | 0687 | 13,778  | 299     | --- | 13,479  |  |
| Water and Wastewater Loan Fund (0649)                    |        |      |         |         |     |         |  |
| AGENCY WIDE OPERATIONS                                   | 17.060 | 2713 | 1,250   | ---     | --- | 1,250   |  |
| REFUND ACCOUNTS  | 06.405 | 3541 | 165     | ---     | --- | 165     |  |
| STATE AUDITOR BILLING                                    | 06.235 | 4118 | 10,000  | ---     | --- | 10,000  |  |
| DNR LEASING  | 13.045 | 4318 | 387     | 387     | --- | ---     |  |
| Groundwater Protection Fund (0660)                       |        |      |         |         |     |         |  |
| REFUND ACCOUNTS  | 06.405 | 2744 | 513     | 250     | --- | 263     |  |
| Energy Set-Aside Program Fund (0667)                     |        |      |         |         |     |         |  |
| LEASE AND/OR STATE OWNED                                 | 13.017 | 2643 | 1,552   | 1,552   | --- | ---     |  |
| DNR LEASING  | 13.045 | 4319 | 40,258  | 35,383  | --- | 4,875   |  |
| State Land Survey Program Fund (0668)                    |        |      |         |         |     |         |  |
| REFUND ACCOUNTS  | 06.405 | 3542 | 165     | ---     | --- | 165     |  |
| Petroleum Violation Escrow Fund (0669)                   |        |      |         |         |     |         |  |
| REFUND ACCOUNTS  | 06.405 | 3543 | 165     | ---     | --- | 165     |  |
| Hazardous Waste Fund (0676)                              |        |      |         |         |     |         |  |
| LEASE AND/OR STATE OWNED                                 | 13.017 | 2645 | 25,388  | 25,388  | --- | ---     |  |
| AGENCY WIDE OPERATIONS                                   | 17.060 | 2715 | 100     | ---     | --- | 100     |  |
| REFUND ACCOUNTS  | 06.405 | 2746 | 8,275   | 6,052   | --- | 2,223   |  |
| DNR LEASING  | 13.045 | 4321 | 53,813  | 38,607  | --- | 15,206  |  |
| Safe Drinking Water Fund (0679)                          |        |      |         |         |     |         |  |
| LEASE AND/OR STATE OWNED                                 | 13.017 | 2647 | 1,544   | 1,544   | --- | ---     |  |
| AGENCY WIDE OPERATIONS                                   | 17.060 | 2716 | 3,500   | ---     | --- | 3,500   |  |
| REFUND ACCOUNTS  | 06.405 | 2745 | 4,748   | 4,580   | --- | 168     |  |
| DNR LEASING  | 17.228 | 3358 | 17,592  | 16,872  | --- | 720     |  |
| DNR LEASING  | 13.045 | 4322 | 143,658 | 109,298 | --- | 34,360  |  |
| Coal Mine Land Reclamation Fund (0684)                   |        |      |         |         |     |         |  |
| LEASE AND/OR STATE OWNED                                 | 13.017 | 2648 | 2,086   | 2,086   | --- | ---     |  |
| REFUND ACCOUNTS  | 06.405 | 3544 | 165     | ---     | --- | 165     |  |

**STATE OF MISSOURI  
SUMMARY OF APPROPRIATION ACTIVITY  
SPECIAL REVENUE FUNDS  
FOR THE APPROPRIATION YEAR 2003**

|   | H.B.<br>No. | Appr.<br>No. | Appropriations | Expenditures<br>and<br>Transfers Out | Reappropriations<br>to 2004 | Lapse of<br>Appropriations |
|---|-------------|--------------|----------------|--------------------------------------|-----------------------------|----------------------------|
| Hazardous Waste Remedial Fund (0690)  |             |              |                |                                      |                             |                            |
| LEASE AND/OR STATE OWNED  | 13.017      | 2652         | 30,343         | 30,343                               | ---                         | ---                        |
| AGENCY WIDE OPERATIONS  | 17.060      | 2718         | 200            | ---                                  | ---                         | 200                        |
| REFUND ACCOUNTS   | 06.405      | 2747         | 23,237         | 22,466                               | ---                         | 771                        |
| DNR LEASING   | 17.228      | 3364         | 7,336          | ---                                  | ---                         | 7,336                      |
| DNR LEASING   | 13.045      | 4324         | 2,667          | 1,920                                | ---                         | 747                        |
| Missouri Air Pollution Control Fund (0691)  |             |              |                |                                      |                             |                            |
| DNR LEASING   | 17.228      | 3371         | 12,213         | 1,911                                | ---                         | 10,302                     |
| DNR LEASING   | 13.045      | 4325         | 3,161          | ---                                  | ---                         | 3,161                      |
| ADA Compliance Fund (0715)  |             |              |                |                                      |                             |                            |
| ADA MODS STATE FACILITIES   | 16.110      | 3795         | 34,211         | 26,658                               | ---                         | 7,553                      |
| Biodiesel Fuel Revolving Fund (0730)  |             |              |                |                                      |                             |                            |
| REFUND ACCOUNTS   | 06.405      | 5261         | 165            | ---                                  | ---                         | 165                        |
| Recruitment and Retention Scholarship<br>Fund (0832)                                |             |              |                |                                      |                             |                            |
| MINORITY SCHOLARSHIPS   | 06.415      | 3495         | 50,000         | ---                                  | ---                         | 50,000                     |
| Missouri Alternative Fuel Vehicle Loan<br>Fund (0886)                               |             |              |                |                                      |                             |                            |
| REFUND ACCOUNTS   | 06.405      | 3130         | 50             | ---                                  | ---                         | 50                         |
| Petroleum Violation Escrow Interest Subaccount<br>Fund (0890)                       |             |              |                |                                      |                             |                            |
| LEASE AND/OR STATE OWNED  | 13.017      | 1607         | 3,123          | 529                                  | ---                         | 2,594                      |
| DNR LEASING   | 13.045      | 1608         | 16,210         | 12,082                               | ---                         | 4,128                      |
| REFUND ACCOUNTS   | 06.405      | 3131         | 200            | ---                                  | ---                         | 200                        |
| Dry-Cleaning Environmental Response Trust<br>Fund (0898)                            |             |              |                |                                      |                             |                            |
| REFUND ACCOUNTS   | 06.405      | 3129         | 2,500          | 500                                  | ---                         | 2,000                      |
| Mined Land Reclamation Fund (0906)  |             |              |                |                                      |                             |                            |
| LEASE AND/OR STATE OWNED  | 13.017      | 2676         | 13,024         | 13,024                               | ---                         | ---                        |
| REFUND ACCOUNTS   | 06.405      | 2748         | 63,000         | ---                                  | ---                         | 63,000                     |
| Babler State Park Fund (0911)   |             |              |                |                                      |                             |                            |
| REFUND ACCOUNTS   | 06.405      | 3375         | 417            | ---                                  | ---                         | 417                        |
| <b><u>Outreach and Assistance Center</u></b>  |             |              |                |                                      |                             |                            |
| Utilicare Stabilization Fund (0134)   |             |              |                |                                      |                             |                            |
| ENERGY EFFICIENT SERVICES   | 06.210      | 4218         | 100            | ---                                  | ---                         | 100                        |
| Natural Resources Protection - Water Pollution<br>Permit Fee Subaccount Fund (0568) |             |              |                |                                      |                             |                            |
| OUTREACH & ASSISTANCE PS  | 06.205      | 5440         | 68,495         | 57,155                               | ---                         | 11,340                     |
| OUTREACH & ASSISTANCE E&E   | 06.205      | 5452         | 43,737         | 14,011                               | ---                         | 29,726                     |

|  |        |      |            |           |     |           |  |
|--|--------|------|------------|-----------|-----|-----------|--|
| Solid Waste Management - Scrap Tire              |        |      |            |           |     |           |  |
| Subaccount Fund (0569)                           |        |      |            |           |     |           |  |
| OUTREACH & ASSISTANCE PS                         | 06.205 | 5441 | 38,280     | 36,732    | --- | 1,548     |  |
| OUTREACH & ASSISTANCE E&E                        | 06.205 | 5453 | 6,158      | 4,166     | --- | 1,992     |  |
| Solid Waste Management Fund (0570)               |        |      |            |           |     |           |  |
| OUTREACH & ASSISTANCE PS                         | 06.205 | 5442 | 84,804     | 60,524    | --- | 24,280    |  |
| OUTREACH & ASSISTANCE E&E                        | 06.205 | 5454 | 14,150     | 9,204     | --- | 4,946     |  |
| Natural Resources Protection - Air Pollution     |        |      |            |           |     |           |  |
| Permit Fee Subaccount Fund (0594)                |        |      |            |           |     |           |  |
| OUTREACH & ASSISTANCE PS                         | 06.205 | 5443 | 327,977    | 269,182   | --- | 58,795    |  |
| OUTREACH & ASSISTANCE E&E                        | 06.205 | 5455 | 53,840     | 28,687    | --- | 25,153    |  |
| Energy Set-Aside Program Fund (0667)             |        |      |            |           |     |           |  |
| OUTREACH & ASSISTANCE PS                         | 06.205 | 5444 | 420,610    | 198,129   | --- | 222,481   |  |
| OUTREACH & ASSISTANCE E&E                        | 06.205 | 5456 | 74,495     | 33,359    | --- | 41,136    |  |
| ENERGY EFFICIENT SERVICES                        | 06.210 | 2469 | 13,500,000 | 6,238,959 | --- | 7,261,041 |  |
| Petroleum Violation Escrow Fund (0669)           |        |      |            |           |     |           |  |
| ENERGY EFFICIENT SERVICES                        | 06.210 | 1452 | 430,000    | 63,465    | --- | 366,535   |  |
| Hazardous Waste Fund (0676)                      |        |      |            |           |     |           |  |
| OUTREACH & ASSISTANCE PS                         | 06.205 | 5445 | 31,763     | 28,476    | --- | 3,287     |  |
| OUTREACH & ASSISTANCE E&E                        | 06.205 | 5457 | 12,343     | 9,277     | --- | 3,066     |  |
| Biodiesel Fuel Revolving Fund (0730)             |        |      |            |           |     |           |  |
| ENERGY EFFICIENT SERVICES                        | 06.210 | 5459 | 25,000     | 234       | --- | 24,766    |  |
| Missouri Alternative Fuel Vehicle Loan           |        |      |            |           |     |           |  |
| Fund (0886)                                      |        |      |            |           |     |           |  |
| ENERGY EFFICIENT SERVICES                        | 06.210 | 1965 | 300,000    | ---       | --- | 300,000   |  |
| Petroleum Violation Escrow Interest Subaccount   |        |      |            |           |     |           |  |
| Fund (0890)                                      |        |      |            |           |     |           |  |
| OUTREACH & ASSISTANCE PS                         | 06.205 | 5446 | 138,345    | 135,939   | --- | 2,406     |  |
| OUTREACH & ASSISTANCE E&E                        | 06.205 | 5458 | 66,728     | 56,351    | --- | 10,377    |  |
| <b><u>Division of Administrative Support</u></b> |        |      |            |           |     |           |  |
| Parks Sales Tax Fund (0613)                      |        |      |            |           |     |           |  |
| DIV OF ADMIN SUPPORT E&E                         | 06.230 | 4073 | 54,400     | 54,400    | --- | ---       |  |
| <b><u>Division of Environmental Quality</u></b>  |        |      |            |           |     |           |  |
| Missouri Air Emission Reduction Fund (0267)      |        |      |            |           |     |           |  |
| DNR LEASING                                      | 13.045 | 5730 | 149,647    | 47,843    | --- | 101,804   |  |
| DNR LEASING                                      | 17.228 | 6049 | 36,838     | 36,278    | --- | 560       |  |
| Natural Resources Protection Fund (0555)         |        |      |            |           |     |           |  |
| DNR LEASING                                      | 13.045 | 6687 | 698        | 698       | --- | ---       |  |
| Solid Waste Management - Scrap Tire              |        |      |            |           |     |           |  |
| Subaccount Fund (0569)                           |        |      |            |           |     |           |  |
| SOLID WASTE LOANS&GRANTS                         | 17.154 | 2577 | 541,713    | 541,713   | --- | ---       |  |
| SOLID WASTE LOANS&GRANTS                         | 17.152 | 3298 | 1,637,000  | 1,637,000 | --- | ---       |  |
| Solid Waste Management Fund (0570)               |        |      |            |           |     |           |  |
| SOLID WASTE LOANS&GRANTS                         | 17.152 | 3291 | 962,203    | 962,203   | --- | ---       |  |

**STATE OF MISSOURI  
SUMMARY OF APPROPRIATION ACTIVITY  
SPECIAL REVENUE FUNDS  
FOR THE APPROPRIATION YEAR 2003**

|  | H.B.<br>No. | Appr.<br>No. | Appropriations | Expenditures<br>and<br>Transfers Out | Reappropriations<br>to 2004 | Lapse of<br>Appropriations |
|--|-------------|--------------|----------------|--------------------------------------|-----------------------------|----------------------------|
| Water and Wastewater Loan Revolving Fund (0602)          |             |              |                |                                      |                             |                            |
| LOANS WASTE2O TRT FACS                                   | 17.110      | 0699         | 4,007,196      | 2,697,632                            | 1,309,564                   | ---                        |
| LOANS WASTE2O TRT FACS                                   | 17.112      | 2491         | 425,000        | 73,299                               | 351,700                     | 1                          |
| WATER & WASTEWATER LOAN                                  | 17.102      | 2555         | 20,000,000     | 308,275                              | 19,691,725                  | ---                        |
| WATER & WASTEWATER LOAN                                  | 17.104      | 3269         | 19,000,000     | ---                                  | 19,000,000                  | ---                        |
| LOANS WASTE2O TRT FACS                                   | 17.116      | 4278         | 10,073,658     | 9,626,432                            | 447,226                     | ---                        |
| Soil and Water Sales Tax Fund (0614)                     |             |              |                |                                      |                             |                            |
| LOAN INTEREST SHARE PRGM                                 | 17.136      | 2564         | 394,638        | 2,102                                | ---                         | 392,536                    |
| SPECIAL AREA LAND TREATMT                                | 17.144      | 2565         | 302            | 216                                  | ---                         | 86                         |
| COST SHARE GRANT   | 17.142      | 3283         | 290            | ---                                  | ---                         | 290                        |
| LOAN INTEREST SHARE PRGM                                 | 17.140      | 3286         | 800,000        | 24,708                               | 697,061                     | 78,231                     |
| SPECIAL AREA LAND TREATMT                                | 17.146      | 3288         | 1,458,929      | 1,458,830                            | ---                         | 99                         |
| SOIL & WATER RES GRANTS                                  | 17.164      | 3289         | 160,000        | 44,438                               | 115,561                     | 1                          |
| S W CONS LOAN INT SHARE                                  | 17.138      | 4291         | 26,498         | 26,449                               | ---                         | 49                         |
| Water and Wastewater Loan Fund (0649)                    |             |              |                |                                      |                             |                            |
| LOANS WASTE2O TRT FACS                                   | 17.110      | 0697         | 2,441,190      | 2,365,773                            | 75,417                      | ---                        |
| LOANS WASTE2O TRT FACS                                   | 17.106      | 1361         | 1,168,749      | 768,298                              | 400,451                     | ---                        |
| LOANS WASTE2O TRT FACS                                   | 17.108      | 2104         | 8,793,607      | 3,762,468                            | 5,031,138                   | 1                          |
| DRINKING WATER SYS LOANS                                 | 17.120      | 2105         | 6,862,066      | 6,862,066                            | ---                         | ---                        |
| WATER & WASTEWATER LOAN                                  | 17.102      | 2554         | 31,797,993     | 10,622,540                           | 21,175,452                  | 1                          |
| DRINKING WATER LOAN                                      | 17.118      | 2557         | 22,000,000     | 205,545                              | 21,794,455                  | ---                        |
| WATER & WASTEWATER LOAN                                  | 17.104      | 3270         | 40,000,000     | 2,911,618                            | 37,088,382                  | ---                        |
| DRINKING WATER LOAN                                      | 17.124      | 3280         | 22,000,000     | ---                                  | 22,000,000                  | ---                        |
| LOANS WASTE2O TRT FACS                                   | 17.114      | 3482         | 18,651,754     | 10,556,163                           | 8,095,591                   | ---                        |
| LOANS WASTE2O TRT FACS                                   | 17.116      | 4279         | 29,354,037     | 8,234,025                            | 21,120,012                  | ---                        |
| DRINKING WATER SYS LOANS                                 | 17.122      | 4285         | 20,427,276     | 9,156,134                            | 11,271,141                  | 1                          |
| Hazardous Waste Fund (0676)                              |             |              |                |                                      |                             |                            |
| DNR LEASING  | 17.228      | 6050         | 5,274          | 2,051                                | ---                         | 3,223                      |
| Dry-Cleaning Environmental Response Trust<br>Fund (0898) |             |              |                |                                      |                             |                            |
| DNR LEASING  | 13.045      | 6688         | 6,376          | 6,376                                | ---                         | ---                        |
| <b><u>Air and Land Protection Division</u></b>           |             |              |                |                                      |                             |                            |
| Missouri Air Emission Reduction Fund (0267)              |             |              |                |                                      |                             |                            |
| ENHANCED I/M-ALPD PS                                     | 06.325      | 5433         | 200,000        | 188,871                              | ---                         | 11,129                     |
| ENHANCED I/M-ALPD E&E                                    | 06.325      | 5435         | 414,087        | 51,565                               | ---                         | 362,522                    |

|  |        |      |           |           |           |         |  |
|--|--------|------|-----------|-----------|-----------|---------|--|
| Natural Resources Protection Fund (0555)   |        |      |           |           |           |         |  |
| HAZARDOUS WASTE PS   | 06.320 | 5377 | 18,261    | 16,933    | ---       | 1,328   |  |
| HAZARDOUS WASTE E&E  | 06.320 | 5383 | 17,464    | 3,050     | ---       | 14,414  |  |
| ENVIRONMENT DAMAGES ALPD   | 06.355 | 5463 | 15,000    | ---       | ---       | 15,000  |  |
| AIR POLLUTION CNTRL E&E  | 06.320 | 5494 | 20        | ---       | ---       | 20      |  |
| Natural Resources Protection - Water Pollution Permit Fee Subaccount Fund (0568) |        |      |           |           |           |         |  |
| ENVIRONMENTAL SVS PS   | 06.320 | 5410 | 83,469    | 81,525    | ---       | 1,944   |  |
| ENVIRONMENTAL SVS E&E  | 06.320 | 5420 | 33,337    | 7,083     | ---       | 26,254  |  |
| ENVIRONMENT DAMAGES ALPD   | 06.355 | 5465 | 2         | ---       | ---       | 2       |  |
| Solid Waste Management - Scrap Tire Subaccount Fund (0569)                       |        |      |           |           |           |         |  |
| SOLID WASTE LOANS&GRANTS   | 06.375 | 1419 | 1,637,000 | ---       | 1,637,000 | ---     |  |
| SOLID WASTE MGMT PS  | 06.320 | 5389 | 94,577    | 93,838    | ---       | 739     |  |
| SOLID WASTE MGMT E&E   | 06.320 | 5392 | 12,463    | 9,742     | ---       | 2,721   |  |
| ALPD ADMINISTRATION E&E  | 06.320 | 5488 | 3,754     | 520       | ---       | 3,234   |  |
| SOLID WASTE LOANS&GRANTS   | 21.080 | 5624 | 1,637,000 | 552,738   | 1,084,262 | ---     |  |
| Solid Waste Management Fund (0570)   |        |      |           |           |           |         |  |
| SOLID WASTE LOANS&GRANTS   | 06.375 | 1418 | 6,300,000 | 155,412   | 6,144,588 | ---     |  |
| SOLID WASTE MGMT PS  | 06.320 | 5390 | 1,263,639 | 1,252,865 | ---       | 10,774  |  |
| SOLID WASTE MGMT E&E   | 06.320 | 5393 | 209,057   | 152,177   | ---       | 56,880  |  |
| ALPD ADMINISTRATION E&E  | 06.320 | 5489 | 9,680     | 1,164     | ---       | 8,516   |  |
| ALPD ADMINISTRATION PS   | 06.320 | 5503 | 23,495    | 22,448    | ---       | 1,047   |  |
| HAZARDOUS WASTE PS   | 06.320 | 5529 | 3,974     | 3,974     | ---       | ---     |  |
| SOLID WASTE LOANS&GRANTS   | 21.080 | 5623 | 6,300,000 | 6,105,010 | 194,990   | ---     |  |
| Metallic Minerals Waste Management Fund (0575)                                   |        |      |           |           |           |         |  |
| LAND RECLAMATION PS  | 06.320 | 5398 | 101,868   | 68,605    | ---       | 33,263  |  |
| LAND RECLAMATION E&E   | 06.320 | 5403 | 13,792    | 8,122     | ---       | 5,670   |  |
| ALPD ADMINISTRATION E&E  | 06.320 | 5482 | 576       | 80        | ---       | 496     |  |
| HAZARDOUS WASTE PS   | 06.320 | 5527 | 100       | 99        | ---       | 1       |  |
| Natural Resources Protection - Air Pollution Asbestos Fee Subaccount Fund (0584) |        |      |           |           |           |         |  |
| AIR POLLUTION CNTRL PS   | 06.320 | 5368 | 149,579   | 148,618   | ---       | 961     |  |
| AIR POLLUTION CNTRL E&E  | 06.320 | 5373 | 59,154    | 37,081    | ---       | 22,073  |  |
| ALPD ADMINISTRATION E&E  | 06.320 | 5483 | 2,472     | 309       | ---       | 2,163   |  |
| AIR POLL CONTROL GRANTS  | 06.360 | 9766 | 150,000   | 23,300    | ---       | 126,700 |  |
| Underground Storage Tank Regulation Program Fund (0586)                          |        |      |           |           |           |         |  |
| HAZARDOUS WASTE PS   | 06.320 | 5379 | 106,304   | 100,277   | ---       | 6,027   |  |
| HAZARDOUS WASTE E&E  | 06.320 | 5385 | 55,830    | 8,303     | ---       | 47,527  |  |
| ALPD ADMINISTRATION E&E  | 06.320 | 5485 | 2,333     | 282       | ---       | 2,051   |  |
| Natural Resources Protection - Air Pollution Permit Fee Subaccount Fund (0594)   |        |      |           |           |           |         |  |
| AIR POLL CONTROL GRANTS  | 06.360 | 1364 | 1,954,400 | 1,786,817 | ---       | 167,583 |  |
| AIR POLLUTION CNTRL PS   | 06.320 | 5369 | 2,769,270 | 2,762,868 | ---       | 6,402   |  |
| AIR POLLUTION CNTRL E&E  | 06.320 | 5374 | 1,161,311 | 720,560   | ---       | 440,751 |  |

**STATE OF MISSOURI  
SUMMARY OF APPROPRIATION ACTIVITY  
SPECIAL REVENUE FUNDS  
FOR THE APPROPRIATION YEAR 2003**

|  | H.B.<br>No. | Appr.<br>No. | Appropriations | Expenditures<br>and<br>Transfers Out | Reappropriations<br>to 2004 | Lapse of<br>Appropriations |
|--|-------------|--------------|----------------|--------------------------------------|-----------------------------|----------------------------|
| ENVIRONMENTAL SVS PS                       | 06.320      | 5412         | 314,154        | 309,665                              | ---                         | 4,489                      |
| ENVIRONMENTAL SVS E&E                      | 06.320      | 5422         | 264,039        | 159,722                              | ---                         | 104,317                    |
| HAZARDOUS WASTE PS                         | 06.320      | 5471         | 5,042          | 1,196                                | ---                         | 3,846                      |
| HAZARDOUS WASTE E&E                        | 06.320      | 5472         | 16             | ---                                  | ---                         | 16                         |
| ALPD ADMINISTRATION E&E                    | 06.320      | 5492         | 59,012         | 9,139                                | ---                         | 49,873                     |
| ALPD ADMINISTRATION PS                     | 06.320      | 5500         | 98,469         | 84,983                               | ---                         | 13,486                     |
| Soil and Water Sales Tax Fund (0614)       |             |              |                |                                      |                             |                            |
| HAZARDOUS WASTE PS                         | 06.320      | 5505         | 3,894          | 1,987                                | ---                         | 1,907                      |
| Hazardous Waste Fund (0676)                |             |              |                |                                      |                             |                            |
| HAZARD MAT ANALYSIS                        | 06.390      | 3080         | 30,105         | ---                                  | ---                         | 30,105                     |
| ENVIRONMENT EMERG RESPONS                  | 06.390      | 3082         | 89,000         | 73,288                               | ---                         | 15,712                     |
| EMERGENCY RESPONSE LOAN                    | 06.390      | 3083         | 150,000        | ---                                  | ---                         | 150,000                    |
| HAZARDOUS WASTE PS                         | 06.320      | 5380         | 735,951        | 734,923                              | ---                         | 1,028                      |
| HAZARDOUS WASTE E&E                        | 06.320      | 5386         | 196,642        | 90,377                               | ---                         | 106,265                    |
| ENVIRONMENTAL SVS PS                       | 06.320      | 5413         | 655,296        | 653,166                              | ---                         | 2,130                      |
| ENVIRONMENTAL SVS E&E                      | 06.320      | 5423         | 337,484        | 188,054                              | ---                         | 149,430                    |
| ALPD ADMINISTRATION E&E                    | 06.320      | 5490         | 21,122         | 3,412                                | ---                         | 17,710                     |
| ALPD ADMINISTRATION PS                     | 06.320      | 5501         | 41,366         | 39,152                               | ---                         | 2,214                      |
| Safe Drinking Water Fund (0679)            |             |              |                |                                      |                             |                            |
| ENVIRONMENTAL SVS PS                       | 06.320      | 5415         | 532,906        | 531,486                              | ---                         | 1,420                      |
| ENVIRONMENTAL SVS E&E                      | 06.320      | 5424         | 622,630        | 395,283                              | ---                         | 227,347                    |
| Coal Mine Land Reclamation Fund (0684)     |             |              |                |                                      |                             |                            |
| LAND RECLAMATION PS                        | 06.320      | 5399         | 50,323         | 50,320                               | ---                         | 3                          |
| LAND RECLAMATION E&E                       | 06.320      | 5404         | 19,858         | 1,165                                | ---                         | 18,693                     |
| ALPD ADMINISTRATION E&E                    | 06.320      | 5493         | 830            | 98                                   | ---                         | 732                        |
| COAL MINED LAND FUND PROJ                  | 06.385      | 7454         | 1,000,000      | 32,424                               | ---                         | 967,576                    |
| Hazardous Waste Remedial Fund (0690)       |             |              |                |                                      |                             |                            |
| HAZARDOUS WASTE PS                         | 06.320      | 5381         | 682,899        | 673,957                              | ---                         | 8,942                      |
| HAZARDOUS WASTE E&E                        | 06.320      | 5387         | 257,334        | 100,429                              | ---                         | 156,905                    |
| ENVIRONMENTAL SVS PS                       | 06.320      | 5416         | 56,383         | 53,732                               | ---                         | 2,651                      |
| ENVIRONMENTAL SVS E&E                      | 06.320      | 5425         | 99,124         | 14,001                               | ---                         | 85,123                     |
| ALPD ADMINISTRATION E&E                    | 06.320      | 5491         | 7,202          | 852                                  | ---                         | 6,350                      |
| HAZARD MAT ANALYSIS                        | 06.390      | 7602         | 30,105         | ---                                  | ---                         | 30,105                     |
| SUPERFUND CLEANUP                          | 06.370      | 8123         | 21,274         | 5,513                                | ---                         | 15,761                     |
| Missouri Air Pollution Control Fund (0691) |             |              |                |                                      |                             |                            |
| ALPD ADMINISTRATION E&E                    | 06.320      | 5486         | 794            | ---                                  | ---                         | 794                        |
| Controlled Substances Cleanup Fund (0875)  |             |              |                |                                      |                             |                            |
| CLEANUP CONTROLLED SUBST                   | 06.370      | 0578         | 125,000        | ---                                  | ---                         | 125,000                    |

Dry-Cleaning Environmental Response Trust  
Fund (0898)

|                                    |        |      |           |         |     |           |
|------------------------------------|--------|------|-----------|---------|-----|-----------|
| HAZARDOUS WASTE PS                 | 06.320 | 5467 | 31,329    | 31,283  | --- | 46        |
| HAZARDOUS WASTE E&E                | 06.320 | 5468 | 87,621    | 4,892   | --- | 82,729    |
| DRYCLEANERS CLEANUP                | 06.370 | 5469 | 200,000   | ---     | --- | 200,000   |
| Mined Land Reclamation Fund (0906) |        |      |           |         |     |           |
| LAND RECLAMATION PS                | 06.320 | 5400 | 182,836   | 175,142 | --- | 7,694     |
| LAND RECLAMATION E&E               | 06.320 | 5405 | 236,904   | 63,130  | --- | 173,774   |
| ALPD ADMINISTRATION E&E            | 06.320 | 5487 | 4,439     | 525     | --- | 3,914     |
| ALPD ADMINISTRATION PS             | 06.320 | 5502 | 4,513     | 4,382   | --- | 131       |
| HAZARDOUS WASTE PS                 | 06.320 | 5528 | 981       | 981     | --- | ---       |
| LAND RECLMT BOND FORFEIT           | 06.385 | 7453 | 1,400,000 | 153,855 | --- | 1,246,145 |

**Water Protection and Soil Conservation**

Missouri Air Emission Reduction Fund (0267)

|                        |        |      |         |         |     |         |
|------------------------|--------|------|---------|---------|-----|---------|
| ENHANCED I/M-WPSCD PS  | 06.325 | 5432 | 513,417 | 377,280 | --- | 136,137 |
| ENHANCED I/M-WPSCD E&E | 06.325 | 5434 | 310,943 | 72,541  | --- | 238,402 |

Natural Resources Protection Fund (0555)

|                           |        |      |         |        |     |         |
|---------------------------|--------|------|---------|--------|-----|---------|
| WATER POLLUTION CNTRL E&E | 06.320 | 5327 | 61,516  | 22,508 | --- | 39,008  |
| ENVIRONMENT DAMAGES WPSCD | 06.355 | 5464 | 119,855 | ---    | --- | 119,855 |

Natural Resources Protection - Water Pollution

Permit Fee Subaccount Fund (0568)

|                           |        |      |           |           |     |         |
|---------------------------|--------|------|-----------|-----------|-----|---------|
| WATER QUALITY STUDY GRANT | 06.330 | 1359 | 50,000    | 9,496     | --- | 40,504  |
| WATER POLLUTION CNTRL PS  | 06.320 | 5323 | 1,982,640 | 1,868,353 | --- | 114,287 |
| WATER POLLUTION CNTRL E&E | 06.320 | 5328 | 1,307,158 | 1,067,612 | --- | 239,546 |
| REGIONAL OFFICES PS       | 06.320 | 5342 | 1,774,318 | 1,640,792 | --- | 133,526 |
| REGIONAL OFFICES E&E      | 06.320 | 5351 | 313,098   | 214,172   | --- | 98,926  |
| ENVIRONMENT DAMAGES WPSCD | 06.355 | 5466 | 134,854   | 65,000    | --- | 69,854  |
| WPSCD ADMINISTRATION E&E  | 06.320 | 5478 | 28,562    | 2,736     | --- | 25,826  |
| WPSCD ADMINISTRATION PS   | 06.320 | 5495 | 72,179    | 72,032    | --- | 147     |

Solid Waste Management - Scrap Tire

Subaccount Fund (0569)

|                      |        |      |         |         |     |        |
|----------------------|--------|------|---------|---------|-----|--------|
| REGIONAL OFFICES PS  | 06.320 | 5343 | 161,143 | 158,112 | --- | 3,031  |
| REGIONAL OFFICES E&E | 06.320 | 5352 | 66,781  | 30,280  | --- | 36,501 |

Solid Waste Management Fund (0570)

|                      |        |      |         |         |     |        |
|----------------------|--------|------|---------|---------|-----|--------|
| REGIONAL OFFICES PS  | 06.320 | 5344 | 269,801 | 263,599 | --- | 6,202  |
| REGIONAL OFFICES E&E | 06.320 | 5353 | 75,117  | 52,291  | --- | 22,826 |

Natural Resources Protection - Air Pollution

Asbestos Fee Subaccount Fund (0584)

|                     |        |      |        |        |     |       |
|---------------------|--------|------|--------|--------|-----|-------|
| REGIONAL OFFICES PS | 06.320 | 6013 | 45,000 | 40,381 | --- | 4,619 |
|---------------------|--------|------|--------|--------|-----|-------|

Natural Resources Protection - Air Pollution

Permit Fee Subaccount Fund (0594)

|                      |        |      |         |         |     |        |
|----------------------|--------|------|---------|---------|-----|--------|
| REGIONAL OFFICES PS  | 06.320 | 5346 | 584,265 | 581,583 | --- | 2,682  |
| REGIONAL OFFICES E&E | 06.320 | 5355 | 72,558  | 54,551  | --- | 18,007 |



**STATE OF MISSOURI  
SUMMARY OF APPROPRIATION ACTIVITY  
SPECIAL REVENUE FUNDS  
FOR THE APPROPRIATION YEAR 2003**

|   | H.B.<br>No. | Appr.<br>No. | Appropriations | Expenditures<br>and<br>Transfers Out | Reappropriations<br>to 2004 | Lapse of<br>Appropriations |
|---|-------------|--------------|----------------|--------------------------------------|-----------------------------|----------------------------|
| Water and Wastewater Loan Revolving Fund (0602) |             |              |                |                                      |                             |                            |
| WATER & WASTEWATER LOAN                         | 06.335      | 1446         | 20,000,000     | ---                                  | 20,000,000                  | ---                        |
| DRINKING WATER LOAN                             | 06.335      | 5470         | 11,000,000     | 4,650,000                            | 6,350,000                   | ---                        |
| WATER & WASTEWATER LOAN                         | 21.045      | 5615         | 20,000,000     | ---                                  | 20,000,000                  | ---                        |
| Soil and Water Sales Tax Fund (0614)            |             |              |                |                                      |                             |                            |
| SPECIAL AREA LAND TREATMT                       | 06.350      | 1420         | 6,896,200      | 1,400,591                            | 5,495,608                   | 1                          |
| SOIL & WATER RES GRANT                          | 06.350      | 1423         | 160,000        | ---                                  | 160,000                     | ---                        |
| COST SHARE GRANT                                | 06.350      | 1425         | 20,000,000     | 15,492,163                           | 4,507,836                   | 1                          |
| LOAN INTEREST SHARE PRGM                        | 06.350      | 1427         | 800,000        | 126,215                              | 673,784                     | 1                          |
| SOIL & WATER CONSERV PS                         | 06.320      | 5338         | 1,720,269      | 1,629,183                            | ---                         | 91,086                     |
| SOIL & WATER CONSERV E&E                        | 06.320      | 5339         | 991,909        | 972,842                              | ---                         | 19,067                     |
| REGIONAL OFFICES E&E                            | 06.320      | 5474         | 59,026         | 40,068                               | ---                         | 18,958                     |
| WPSCD ADMINISTRATION E&E                        | 06.320      | 5479         | 43,911         | 4,711                                | ---                         | 39,200                     |
| WPSCD ADMINISTRATION PS                         | 06.320      | 5496         | 46,749         | 46,527                               | ---                         | 222                        |
| COST SHARE GRANT                                | 21.065      | 5619         | 5,223,514      | 5,223,360                            | ---                         | 154                        |
| SPECIAL AREA LAND TREATMT                       | 21.070      | 5621         | 6,896,200      | 2,265,505                            | 4,630,694                   | 1                          |
| SOIL & WATER RES GRANT                          | 21.075      | 5622         | 112,602        | ---                                  | 112,602                     | ---                        |
| GRANTS TO SOIL DISTRICTS                        | 06.350      | 7607         | 7,661,992      | 7,661,992                            | ---                         | ---                        |
| Water and Wastewater Loan Fund (0649)           |             |              |                |                                      |                             |                            |
| DRINKING WATER LOAN                             | 06.335      | 1442         | 11,000,000     | 30,221                               | 10,969,779                  | ---                        |
| WATER & WASTEWATER LOAN                         | 06.335      | 1450         | 40,000,000     | 1,277,806                            | 38,722,194                  | ---                        |
| WATER POLLUTION CNTRL E&E                       | 06.320      | 5331         | 235,262        | 1,353                                | ---                         | 233,909                    |
| REGIONAL OFFICES E&E                            | 06.320      | 5356         | 10,227         | 28                                   | ---                         | 10,199                     |
| WPSCD ADMINISTRATION E&E                        | 06.320      | 5481         | 10,257         | ---                                  | ---                         | 10,257                     |
| WATER & WASTEWATER LOAN                         | 21.045      | 5616         | 40,000,000     | 5,081,674                            | 34,918,326                  | ---                        |
| DRINKING WATER LOAN                             | 21.050      | 5617         | 22,000,000     | ---                                  | 22,000,000                  | ---                        |
| Hazardous Waste Fund (0676)                     |             |              |                |                                      |                             |                            |
| REGIONAL OFFICES E&E                            | 06.320      | 5357         | 20,707         | 12,802                               | ---                         | 7,905                      |
| Safe Drinking Water Fund (0679)                 |             |              |                |                                      |                             |                            |
| DRINKING WATER ANALYSIS                         | 06.330      | 3382         | 296,444        | 296,444                              | ---                         | ---                        |
| PUBLIC DRINKING WATER PS                        | 06.320      | 5334         | 474,235        | 469,909                              | ---                         | 4,326                      |
| PUBLIC DRINKING WATER E&E                       | 06.320      | 5337         | 226,028        | 156,192                              | ---                         | 69,836                     |
| REGIONAL OFFICES PS                             | 06.320      | 5348         | 474,487        | 384,525                              | ---                         | 89,962                     |
| REGIONAL OFFICES E&E                            | 06.320      | 5358         | 194,825        | 115,160                              | ---                         | 79,665                     |
| WPSCD ADMINISTRATION E&E                        | 06.320      | 5480         | 36,719         | 3,855                                | ---                         | 32,864                     |
| WPSCD ADMINISTRATION PS                         | 06.320      | 5499         | 31,723         | 31,515                               | ---                         | 208                        |

|   |        |      |            |            |           |     |           |
|---|--------|------|------------|------------|-----------|-----|-----------|
| Missouri Air Pollution Control Fund (0691)  |        |      |            |            |           |     |           |
| REGIONAL OFFICES PS   | 06.320 | 5475 | 20,627     | 9,358      | ---       | --- | 11,269    |
| REGIONAL OFFICES E&E  | 06.320 | 5476 | 6,496      | ---        | ---       | --- | 6,496     |
| Concentrated Animal Feeding Operation<br>Indemnity Fund (0834)                      |        |      |            |            |           |     |           |
| CAFO CLOSURES   | 06.345 | 3480 | 100,000    | ---        | ---       | --- | 100,000   |
| <b><u>Geological Survey and Resource Assessment</u></b>                             |        |      |            |            |           |     |           |
| <b><u>Division</u></b>  |        |      |            |            |           |     |           |
| Natural Resources Protection - Water Pollution<br>Permit Fee Subaccount Fund (0568) |        |      |            |            |           |     |           |
| GEOLOGICAL SURVEY PS  | 06.305 | 6129 | 33,461     | 9,134      | ---       | --- | 24,327    |
| GEOLOGICAL SURVEY E&E   | 06.305 | 6130 | 13,708     | 332        | ---       | --- | 13,376    |
| Water and Wastewater Loan Fund (0649)   |        |      |            |            |           |     |           |
| GEOLOGICAL SURVEY PS  | 06.305 | 5236 | 1,961      | 1,960      | ---       | --- | 1         |
| GEOLOGICAL SURVEY E&E   | 06.305 | 5237 | 19         | 19         | ---       | --- | ---       |
| Groundwater Protection Fund (0660)  |        |      |            |            |           |     |           |
| GEOLOGICAL SURVEY PS  | 06.305 | 5243 | 351,595    | 312,780    | ---       | --- | 38,815    |
| GEOLOGICAL SURVEY E&E   | 06.305 | 5244 | 108,000    | 66,353     | ---       | --- | 41,647    |
| State Land Survey Program Fund (0668)   |        |      |            |            |           |     |           |
| LAND SURVEY RESTOR PROJ   | 06.315 | 2759 | 140,000    | 139,125    | ---       | --- | 875       |
| LAND SURVEY PS  | 06.305 | 5228 | 853,320    | 814,503    | ---       | --- | 38,817    |
| LAND SURVEY E&E   | 06.305 | 5229 | 180,000    | 126,568    | ---       | --- | 53,432    |
| Hazardous Waste Remedial Fund (0690)  |        |      |            |            |           |     |           |
| GEOLOGICAL SURVEY PS  | 06.305 | 5241 | 126,211    | 125,825    | ---       | --- | 386       |
| GEOLOGICAL SURVEY E&E   | 06.305 | 5242 | 35,500     | 22,511     | ---       | --- | 12,989    |
| Oil and Gas Remedial Fund (0699)  |        |      |            |            |           |     |           |
| OIL & GAS REMEDIAL FUND   | 06.310 | 7767 | 23,000     | ---        | ---       | --- | 23,000    |
| Parks Sales Tax Fund (0613)   |        |      |            |            |           |     |           |
| UNPROGRAMMED REQUIREMENT  | 16.148 | 0305 | 267,765    | 196,645    | ---       | --- | 71,120    |
| PAVEMENT MAINTENANCE SYS  | 16.152 | 0309 | 301,614    | 301,606    | ---       | --- | 8         |
| REPAIRS REPLCMTS STWIDE   | 16.156 | 0312 | 16,506     | 16,319     | ---       | --- | 187       |
| CONST RENOVTN STATEWIDE   | 16.158 | 0381 | 5,409,859  | 1,515,456  | 3,894,403 | --- | ---       |
| RES COVERD BRIDGE ISTE A  | 16.160 | 0385 | 48,811     | 48,075     | ---       | --- | 736       |
| LAND PUR W-IN ADJ SP HIST   | 16.164 | 0394 | 19,999     | 19,999     | ---       | --- | ---       |
| UPG RENO H2O WASTE H2O SYS  | 16.166 | 0396 | 482,434    | 23,230     | 459,203   | --- | 1         |
| STATE PARKS OPERATION E&E   | 06.255 | 0664 | 7,043,839  | 5,373,077  | ---       | --- | 1,670,762 |
| IMPRV PARKS HIST SITES  | 16.136 | 1068 | 190,482    | 72,487     | ---       | --- | 117,995   |
| LEVY DISTRICT PAYMENTS  | 06.255 | 1942 | 7,496      | 7,495      | ---       | --- | 1         |
| STATE PARKS OPERATION PS  | 06.255 | 2082 | 18,152,453 | 17,553,165 | ---       | --- | 599,288   |
| PAYMENT IN LIEU OF TAXES  | 06.265 | 2470 | 40,000     | 9,118      | ---       | --- | 30,882    |
| OVERLOOK AREA TAUM SAUK   | 16.168 | 2904 | 36,504     | 5,554      | ---       | --- | 30,950    |
| INTERMODAL STEA MATCH   | 16.134 | 3521 | 77,585     | 1,496      | 76,089    | --- | ---       |
| IMPRV PARKS HIST SITES  | 16.138 | 3523 | 1,359,329  | 231,476    | 1,127,853 | --- | ---       |
| IMPRV HIST SITES PARKS  | 16.140 | 3525 | 516,326    | 254,337    | 261,989   | --- | ---       |
| IMPR NATHAN BOONE HOME  | 16.142 | 4327 | 207,274    | 167,228    | ---       | --- | 40,046    |
| STATE PARKS PS/E&E FLEX   | 06.255 | 4634 | 296,000    | ---        | ---       | --- | 296,000   |

**STATE OF MISSOURI  
SUMMARY OF APPROPRIATION ACTIVITY  
SPECIAL REVENUE FUNDS  
FOR THE APPROPRIATION YEAR 2003**

|  | H.B.<br>No. | Appr.<br>No. | Appropriations | Expenditures<br>and<br>Transfers Out | Reappropriations<br>to 2004 | Lapse of<br>Appropriations |
|--|-------------|--------------|----------------|--------------------------------------|-----------------------------|----------------------------|
| PARKS CATASTROPHIC EVENT   | 18.070      | 4708         | 1,623,204      | 110,775                              | ---                         | 1,512,429                  |
| PARKS STATEWIDE RENOVATE   | 18.075      | 4709         | 3,234,174      | 801,567                              | 2,432,606                   | 1                          |
| BABLER RENOVATE STABLES  | 18.095      | 4712         | 411,736        | 346,071                              | 65,664                      | 1                          |
| BOLLINGER MILL ROOF  | 18.095      | 4713         | 91,466         | 66,575                               | 24,891                      | ---                        |
| ST FRANCOIS SHOWERHOUSE  | 18.095      | 4715         | 137,839        | 135,524                              | 2,315                       | ---                        |
| WASHINGTON SHOWERHOUSE   | 18.095      | 4716         | 141,819        | ---                                  | 141,819                     | ---                        |
| WATKINS MILL SHOWERHOUSE   | 18.095      | 4717         | 135,726        | ---                                  | 135,726                     | ---                        |
| LEWIS & CLARK BICENTEN   | 19.025      | 4884         | 49,034         | 879                                  | 48,154                      | 1                          |
| BRUCE R WATKINS CENTER   | 06.260      | 9727         | 100,000        | 100,000                              | ---                         | ---                        |
| Meramec-Onondaga State Parks Fund (0698)                             |             |              |                |                                      |                             |                            |
| EQUIPMENT PURCHASE   | 06.275      | 0671         | 5,000          | 2,820                                | ---                         | 2,180                      |
| STATE PARKS OPERATION PS   | 06.255      | 2084         | 10,893         | 9,551                                | ---                         | 1,342                      |
| STATE PARKS OPERATION E&E  | 06.255      | 2085         | 600            | ---                                  | ---                         | 600                        |
| Babler State Park Fund (0911)  |             |              |                |                                      |                             |                            |
| STATE PARKS OPERATION PS   | 06.255      | 2086         | 206,148        | 93,617                               | ---                         | 112,531                    |
| STATE PARKS OPERATION E&E  | 06.255      | 2087         | 106,579        | 51,735                               | ---                         | 54,844                     |
| <b><u>DEPARTMENT OF PUBLIC SAFETY</u></b>                            |             |              |                |                                      |                             |                            |
| State Highways and Transportation Department<br>Fund (0644)          |             |              |                |                                      |                             |                            |
| MANAGED BY FM  | 13.015      | 1065         | 2,504          | 1,812                                | ---                         | 692                        |
| <b><u>Office of the Director</u></b>                                 |             |              |                |                                      |                             |                            |
| Missouri Crime Prevention Information and<br>Programming Fund (0253) |             |              |                |                                      |                             |                            |
| DIRECTOR ADMIN E&E   | 08.005      | 2328         | 50,000         | 1,410                                | ---                         | 48,590                     |
| Peace Officer Standards and Training<br>Commission Fund (0281)       |             |              |                |                                      |                             |                            |
| POST TRAINING  | 08.095      | 1645         | 1,500,000      | 1,267,415                            | ---                         | 232,585                    |
| Firing Range Fee Fund (0554)   |             |              |                |                                      |                             |                            |
| DIRECTOR ADMIN E&E   | 08.005      | 0097         | 1,500          | ---                                  | ---                         | 1,500                      |
| State Forensic Laboratory Fund (0591)                                |             |              |                |                                      |                             |                            |
| STATE FORENSIC LABS  | 08.085      | 8770         | 266,000        | 248,845                              | ---                         | 17,155                     |
| Services to Victims Fund (0592)                                      |             |              |                |                                      |                             |                            |
| STATE SERVICES TO VICTIMS  | 08.055      | 8866         | 3,700,000      | 3,136,507                            | ---                         | 563,493                    |

|  |        |      |            |            |     |           |  |
|--|--------|------|------------|------------|-----|-----------|--|
| Crime Victims' Compensation Fund (0681)                  |        |      |            |            |     |           |  |
| DIRECTOR ADMIN E&E                                       | 08.005 | 5220 | 206,073    | 11,680     | --- | 194,393   |  |
| STATE SERVICES TO VICTIMS                                | 08.055 | 5668 | 50,000     | 39,913     | --- | 10,087    |  |
| DIRECTOR ADMIN PS  | 08.005 | 8769 | 226,396    | 67,839     | --- | 158,557   |  |
| <b><u>Division of Fire Safety</u></b>                    |        |      |            |            |     |           |  |
| Elevator Safety Fund (0257)                              |        |      |            |            |     |           |  |
| F S ADMIN PS   | 08.185 | 5629 | 109,428    | 89,220     | --- | 20,208    |  |
| F S ADMIN E&E  | 08.185 | 5630 | 59,617     | 59,164     | --- | 453       |  |
| Chemical Emergency Preparedness Fund (0587)              |        |      |            |            |     |           |  |
| FIREFIGHTER TRAINING                                     | 08.190 | 1382 | 142,237    | 63,319     | --- | 78,918    |  |
| <b><u>Division of Highway Safety</u></b>                 |        |      |            |            |     |           |  |
| Motorcycle Safety Trust Fund (0246)                      |        |      |            |            |     |           |  |
| HIGHWAY SAFETY ADMIN E&E                                 | 08.195 | 3287 | 50,000     | 50,000     | --- | ---       |  |
| State Highways and Transportation Department Fund (0644) |        |      |            |            |     |           |  |
| HIGHWAY SAFETY ADMIN PS                                  | 08.195 | 2628 | 360,279    | 304,545    | --- | 55,734    |  |
| HIGHWAY SAFETY ADMIN E&E                                 | 08.195 | 2631 | 95,899     | 72,345     | --- | 23,554    |  |
| <b><u>State Highway Patrol</u></b>                       |        |      |            |            |     |           |  |
| Gaming Commission Fund (0286)                            |        |      |            |            |     |           |  |
| SHP TECHNICAL SERVICE PS                                 | 08.160 | 0636 | 18,582     | 1,848      | --- | 16,734    |  |
| SHP ENFORCEMENT E&E                                      | 08.125 | 1647 | 84,908     | 84,675     | --- | 233       |  |
| GASOLINE PURCHASE  | 08.130 | 1648 | 186,661    | 186,661    | --- | ---       |  |
| FRINGE BENEFITS PS                                       | 08.115 | 3276 | 63,042     | 62,896     | --- | 146       |  |
| FRINGE BENEFITS E&E                                      | 08.115 | 3277 | 7,655      | 77         | --- | 7,578     |  |
| SHP ENFORCEMENT PS                                       | 08.125 | 3278 | 21,265     | 14,705     | --- | 6,560     |  |
| SHP ADMIN E&E  | 08.110 | 4369 | 4,865      | 2,284      | --- | 2,581     |  |
| VEHICLE REPLACEMENT                                      | 08.135 | 4371 | 510,065    | 8,109      | --- | 501,956   |  |
| SHP ACADEMY PS   | 08.145 | 5917 | 143,232    | 135,999    | --- | 7,233     |  |
| SHP ACADEMY E&E  | 08.145 | 5918 | 132,112    | 126,265    | --- | 5,847     |  |
| Highway Patrol Inspection Fund (0297)                    |        |      |            |            |     |           |  |
| VEH & DRIVER SAFETY                                      | 08.150 | 1379 | 37,725     | 37,638     | --- | 87        |  |
| State Forensic Laboratory Fund (0591)                    |        |      |            |            |     |           |  |
| CRIME LABS E&E   | 08.140 | 8771 | 60,000     | 53,464     | --- | 6,536     |  |
| State Highways and Transportation Department Fund (0644) |        |      |            |            |     |           |  |
| SHP TECHNICAL SERVICE PS                                 | 08.160 | 0630 | 9,117,639  | 8,843,904  | --- | 273,735   |  |
| SHP ADMIN PS   | 08.110 | 1130 | 3,566,636  | 3,409,931  | --- | 156,705   |  |
| SHP ADMIN E&E  | 08.110 | 1133 | 316,607    | 256,435    | --- | 60,172    |  |
| SHP ENFORCEMENT PS                                       | 08.125 | 1136 | 48,638,260 | 44,430,441 | --- | 4,207,819 |  |
| SHP ACADEMY PS   | 08.145 | 1143 | 828,971    | 798,148    | --- | 30,823    |  |
| SHP ACADEMY E&E  | 08.145 | 1148 | 144,139    | 116,364    | --- | 27,775    |  |
| VEH & DRIVER SAFETY PS                                   | 08.150 | 1150 | 8,857,396  | 7,720,378  | --- | 1,137,018 |  |
| VEH & DRIVER SAFETY E&E                                  | 08.150 | 1154 | 827,137    | 737,284    | --- | 89,853    |  |
| SHP ENFORCEMENT E&E                                      | 08.125 | 1430 | 4,253,046  | 4,070,561  | --- | 182,485   |  |

**STATE OF MISSOURI  
SUMMARY OF APPROPRIATION ACTIVITY  
SPECIAL REVENUE FUNDS  
FOR THE APPROPRIATION YEAR 2003**

|  | H.B.<br>No. | Appr.<br>No. | Appropriations | Expenditures<br>and<br>Transfers Out | Reappropriations<br>to 2004 | Lapse of<br>Appropriations |
|--|-------------|--------------|----------------|--------------------------------------|-----------------------------|----------------------------|
| SHP TECHNICAL SERVICE E&E  | 08.160      | 2285         | 5,131,647      | 4,802,876                            | ---                         | 328,771                    |
| STATE HIGHWAY PATROL   | 13.060      | 3194         | 1,160,874      | 512,032                              | ---                         | 648,842                    |
| REFUND UNUSED STICKERS   | 08.155      | 3284         | 44,000         | 41,255                               | ---                         | 2,745                      |
| FRINGE BENEFITS PS   | 08.115      | 4346         | 28,898,692     | 27,121,388                           | ---                         | 1,777,304                  |
| FRINGE BENEFITS E&E  | 08.115      | 4349         | 2,907,341      | 2,905,279                            | ---                         | 2,062                      |
| VEHICLE REPLACEMENT  | 08.135      | 4370         | 3,823,946      | 3,812,650                            | ---                         | 11,296                     |
| GASOLINE PURCHASE  | 08.130      | 4472         | 1,733,377      | 1,642,798                            | ---                         | 90,579                     |
| CRIME LABS PS  | 08.140      | 5296         | 463,175        | 442,704                              | ---                         | 20,471                     |
| CRIME LABS E&E   | 08.140      | 5297         | 89,989         | 85,698                               | ---                         | 4,291                      |
| Criminal Record System Fund (0671)   |             |              |                |                                      |                             |                            |
| SHP TECHNICAL SERVICE PS   | 08.160      | 0635         | 718,856        | 436,351                              | ---                         | 282,505                    |
| SHP ENFORCEMENT E&E  | 08.125      | 1431         | 1,560,102      | 1,176,555                            | ---                         | 383,547                    |
| SHP TECHNICAL SERVICE E&E  | 08.160      | 2286         | 3,613,970      | 1,168,130                            | ---                         | 2,445,840                  |
| FRINGE BENEFITS PS   | 08.115      | 8867         | 700,547        | 499,569                              | ---                         | 200,978                    |
| FRINGE BENEFITS E&E  | 08.115      | 8868         | 53,185         | 40,845                               | ---                         | 12,340                     |
| SHP ENFORCEMENT PS   | 08.125      | 8870         | 933,482        | 872,032                              | ---                         | 61,450                     |
| CRIME LABS PS  | 08.140      | 8872         | 61,376         | 44,041                               | ---                         | 17,335                     |
| CRIME LABS E&E   | 08.140      | 8873         | 3,600          | 3,594                                | ---                         | 6                          |
| Highway Patrol Academy Fund (0674)   |             |              |                |                                      |                             |                            |
| SHP ACADEMY E&E  | 08.145      | 3441         | 600,000        | 264,308                              | ---                         | 335,692                    |
| Missouri Air Pollution Control Fund (0691)   |             |              |                |                                      |                             |                            |
| VEH & DRIVER SAFETY E&E  | 08.150      | 5673         | 137,347        | ---                                  | ---                         | 137,347                    |
| REFUND UNUSED STICKERS   | 08.155      | 5671         | 10,000         | ---                                  | ---                         | 10,000                     |
| Highway Patrol's Motor Vehicle and Aircraft<br>Revolving Fund (0695)                           |             |              |                |                                      |                             |                            |
| SHP ENFORCEMENT E&E  | 08.125      | 1967         | 262,000        | 27,196                               | ---                         | 234,804                    |
| VEHICLE REPLACEMENT  | 08.135      | 6461         | 6,051,134      | 4,145,494                            | ---                         | 1,905,640                  |
| Criminal Justice Network and Technology<br>Revolving Fund (0842)                               |             |              |                |                                      |                             |                            |
| FRINGE BENEFITS PS   | 08.115      | 1975         | 13,770         | 12,479                               | ---                         | 1,291                      |
| FRINGE BENEFITS E&E  | 08.115      | 1976         | 1,138          | 842                                  | ---                         | 296                        |
| SHP TECHNICAL SERVICE PS   | 08.160      | 2505         | 29,394         | 28,215                               | ---                         | 1,179                      |
| SHP TECHNICAL SERVICE E&E  | 08.160      | 4113         | 2,201,000      | 1,659,399                            | ---                         | 541,601                    |
| <b><u>Division of Liquor Control</u></b>   |             |              |                |                                      |                             |                            |
| Healthy Families Trust Fund-Tobacco Prevention,<br>Education and Cessation Account Fund (0643) |             |              |                |                                      |                             |                            |
| LIQUOR CONTROL PS  | 08.175      | 5525         | 94,104         | 85,288                               | ---                         | 8,816                      |
| LIQUOR CONTROL E&E   | 08.175      | 5526         | 36,960         | 36,958                               | ---                         | 2                          |

**Adjutant General**

|   |        |      |           |           |     |         |  |
|---|--------|------|-----------|-----------|-----|---------|--|
| Missouri National Guard Training Site Fund (0269) |        |      |           |           |     |         |  |
| TRAINING SITE REVOLVING                           | 08.295 | 3154 | 300,000   | 264,010   | --- | 35,990  |  |
| TROUPERS TRNG SCHOOL PS                           | 08.310 | 5658 | 16,068    | ---       | --- | 16,068  |  |
| Missouri National Guard Trust Fund (0900)         |        |      |           |           |     |         |  |
| NATIONAL GUARD TRUST FUND                         | 08.260 | 1863 | 2,000     | ---       | --- | 2,000   |  |
| MILITARY HONORS PRGM E&E                          | 08.275 | 2287 | 1,219,325 | 759,503   | --- | 459,822 |  |
| TUITION ASSISTANCE                                | 08.270 | 4624 | 2,762,400 | 2,241,493 | --- | 520,907 |  |
| MILITARY HONORS PRGM PS                           | 08.275 | 4625 | 1,031,810 | 573,401   | --- | 458,409 |  |

**State Emergency Management Agency**

|   |        |      |         |         |     |         |
|---|--------|------|---------|---------|-----|---------|
| Chemical Emergency Preparedness Fund (0587) |        |      |         |         |     |         |
| A G SEMA PS                                 | 08.320 | 3882 | 161,988 | 110,365 | --- | 51,623  |
| A G SEMA E&E                                | 08.320 | 3883 | 68,884  | 29,906  | --- | 38,978  |
| MERC DISTRIBUTIONS                          | 08.325 | 3884 | 650,000 | 406,329 | --- | 243,671 |

**Missouri Veterans' Commission**

|                            |        |      |        |        |     |       |
|----------------------------|--------|------|--------|--------|-----|-------|
| Veterans Trust Fund (0579) |        |      |        |        |     |       |
| ADMIN & SERVICE E&E        | 08.215 | 0981 | 36,500 | 32,162 | --- | 4,338 |
| VETERANS HOMES E&E         | 08.220 | 2345 | 52,500 | 51,477 | --- | 1,023 |
| ADMIN & SERVICE PS         | 08.220 | 5262 | 52,200 | 51,424 | --- | 776   |

**Missouri Gaming Commission**

|  |        |      |            |           |     |           |
|--|--------|------|------------|-----------|-----|-----------|
| Compulsive Gamblers Fund (0249)          |        |      |            |           |     |           |
| GAMING E&E                               | 08.225 | 3087 | 40,000     | 39,640    | --- | 360       |
| Gaming Commission Fund (0286)            |        |      |            |           |     |           |
| GAMING COMM FRINGES PS                   | 08.230 | 1542 | 2,901,983  | 1,981,739 | --- | 920,244   |
| GAMING COMM FRINGES E&E                  | 08.230 | 1543 | 161,619    | 85,617    | --- | 76,002    |
| GAMING COMM REFUNDS                      | 08.235 | 1651 | 100,000    | 15,000    | --- | 85,000    |
| GAMING & BINGO PS                        | 08.225 | 2990 | 10,763,479 | 7,955,716 | --- | 2,807,763 |
| GAMING & BINGO E&E                       | 08.225 | 2991 | 2,211,614  | 1,462,104 | --- | 749,510   |
| GAMING COMMISSION                        | 13.070 | 3198 | 436,862    | 414,744   | --- | 22,118    |
| Bingo Proceeds for Education Fund (0289) |        |      |            |           |     |           |
| BINGO REFUNDS                            | 08.240 | 2994 | 5,000      | ---       | --- | 5,000     |
| Missouri Breeders Fund (0605)            |        |      |            |           |     |           |
| HORSE RACING BREEDERS                    | 08.245 | 3295 | 5,000      | ---       | --- | 5,000     |

**DEPARTMENT OF REVENUE**

|   |        |      |           |         |     |         |
|---|--------|------|-----------|---------|-----|---------|
| State Highways and Transportation Department<br>Fund (0644) |        |      |           |         |     |         |
| MANAGED BY FM   | 13.015 | 1065 | 1,019,078 | 708,750 | --- | 310,328 |

**STATE OF MISSOURI  
SUMMARY OF APPROPRIATION ACTIVITY  
SPECIAL REVENUE FUNDS  
FOR THE APPROPRIATION YEAR 2003**

|  | H.B.<br>No. | Appr.<br>No. | Appropriations | Expenditures<br>and<br>Transfers Out | Reappropriations<br>to 2004 | Lapse of<br>Appropriations |
|--|-------------|--------------|----------------|--------------------------------------|-----------------------------|----------------------------|
| <b><u>Division of Administration</u></b>                         |             |              |                |                                      |                             |                            |
| Health Initiatives Fund (0275)                                   |             |              |                |                                      |                             |                            |
| POSTAGE  | 04.010      | 1636         | 4,350          | 3,694                                | ---                         | 656                        |
| Division of Aging Elderly Home Delivered Meals Trust Fund (0296) |             |              |                |                                      |                             |                            |
| DIV OF ADMINISTRATION E&E  | 04.005      | 0120         | 10,800         | ---                                  | ---                         | 10,800                     |
| Motor Vehicle Commission Fund (0588)                             |             |              |                |                                      |                             |                            |
| DIV OF ADMINISTRATION PS   | 04.005      | 4455         | 66,793         | 65,795                               | ---                         | 998                        |
| DIV OF ADMINISTRATION E&E  | 04.005      | 4456         | 29,636         | ---                                  | ---                         | 29,636                     |
| DIV OF ADMIN PS/E&E FLEX   | 04.005      | 5880         | 3,515          | 3,058                                | ---                         | 457                        |
| State Highways and Transportation Department Fund (0644)         |             |              |                |                                      |                             |                            |
| POSTAGE  | 04.010      | 0082         | 4,439,640      | 4,289,724                            | ---                         | 149,916                    |
| ATTORNEY FEES  | 04.075      | 0089         | 15,000         | ---                                  | ---                         | 15,000                     |
| DIV OF ADMINISTRATION PS   | 04.005      | 1250         | 4,857,008      | 4,767,317                            | ---                         | 89,691                     |
| DIV OF ADMIN PS/E&E FLEX   | 04.005      | 5882         | 255,632        | 36,892                               | ---                         | 218,740                    |
| DIV OF ADMINISTRATION E&E  | 04.005      | 6211         | 1,471,895      | 1,191,887                            | ---                         | 280,008                    |
| <b><u>Division of Motor Vehicles and Drivers</u></b>             |             |              |                |                                      |                             |                            |
| <b><u>Licensing</u></b>  |             |              |                |                                      |                             |                            |
| Motor Vehicle Commission Fund (0588)                             |             |              |                |                                      |                             |                            |
| MV/DL CENTRAL OFFICE PS  | 04.005      | 4458         | 236,008        | 235,991                              | ---                         | 17                         |
| MV/DL CENTRAL OFFICE E&E   | 04.005      | 4459         | 318,760        | 318,760                              | ---                         | ---                        |
| MV/DL OFFICE PS/E&E FLEX   | 04.005      | 5895         | 12,421         | 12,421                               | ---                         | ---                        |
| State Highways and Transportation Department Fund (0644)         |             |              |                |                                      |                             |                            |
| MV/DL CENTRAL OFFICE PS  | 04.005      | 1262         | 12,857,616     | 12,239,172                           | ---                         | 618,444                    |
| MV/DL CENTRAL OFFICE E&E   | 04.005      | 1265         | 12,990,992     | 12,556,863                           | ---                         | 434,129                    |
| PROBLEM DRIVER POINT SYS   | 04.070      | 1312         | 180,500        | 86,410                               | ---                         | 94,090                     |
| CDLIS FEES   | 04.065      | 3363         | 275,000        | 253,406                              | ---                         | 21,594                     |
| MV/DL OFFICE PS/E&E FLEX   | 04.005      | 5897         | 676,717        | 648,793                              | ---                         | 27,924                     |
| <b><u>Division of Motor Vehicles and Drivers</u></b>             |             |              |                |                                      |                             |                            |
| <b><u>Licensing - Branch Offices</u></b>                         |             |              |                |                                      |                             |                            |
| State Highways and Transportation Department Fund (0644)         |             |              |                |                                      |                             |                            |
| BRANCH OFFICES PS  | 04.005      | 4178         | 4,615,563      | 4,609,481                            | ---                         | 6,082                      |
| BRANCH OFFICES E&E   | 04.005      | 4179         | 364,556        | 362,991                              | ---                         | 1,565                      |
| BRANCH OFFICE PS/E&E FLEX  | 04.005      | 5899         | 242,924        | 242,924                              | ---                         | ---                        |

**Division of Taxation**

|  |        |      |             |             |     |           |  |
|--|--------|------|-------------|-------------|-----|-----------|--|
| Health Initiatives Fund (0275)                                   |        |      |             |             |     |           |  |
| DIV OF TAXATION PS   | 04.005 | 1637 | 39,603      | 38,285      | --- | 1,318     |  |
| DIV OF TAXATION E&E  | 04.005 | 1638 | 4,365       | 4,051       | --- | 314       |  |
| CIGARETTE TAX REFUNDS  | 04.115 | 1640 | 42,000      | 10,218      | --- | 31,782    |  |
| DIV OF TAX PS/E&E FLEX   | 04.005 | 5884 | 2,084       | 1,702       | --- | 382       |  |
| Gaming Proceeds for Education Fund (0285)                        |        |      |             |             |     |           |  |
| FED & OTHER FUND REFUNDS   | 04.035 | 3004 | 25,000      | ---         | --- | 25,000    |  |
| Gaming Commission Fund (0286)                                    |        |      |             |             |     |           |  |
| FED & OTHER FUND REFUNDS   | 04.035 | 0929 | 25,000      | ---         | --- | 25,000    |  |
| Division of Aging Elderly Home Delivered Meals Trust Fund (0296) |        |      |             |             |     |           |  |
| DIV OF TAXATION PS   | 04.005 | 1307 | 10,804      | ---         | --- | 10,804    |  |
| Solid Waste Management - Scrap Tire Subaccount Fund (0569)       |        |      |             |             |     |           |  |
| FED & OTHER FUND REFUNDS   | 04.035 | 1592 | 231,300     | 231,177     | --- | 123       |  |
| Motor Vehicle Commission Fund (0588)                             |        |      |             |             |     |           |  |
| MOTOR V COMM REFUNDS   | 04.120 | 4462 | 15,500      | 5,799       | --- | 9,701     |  |
| Conservation Commission Fund (0609)                              |        |      |             |             |     |           |  |
| DIV OF TAXATION PS   | 04.005 | 4772 | 434,189     | 433,504     | --- | 685       |  |
| DIV OF TAXATION E&E  | 04.005 | 4773 | 49,013      | 48,807      | --- | 206       |  |
| DIV OF TAX PS/E&E FLEX   | 04.005 | 5886 | 22,852      | 22,677      | --- | 175       |  |
| State School Money Fund (0616)                                   |        |      |             |             |     |           |  |
| CIGARETTE TAX REFUNDS  | 04.115 | 1641 | 20,671      | 20,670      | --- | 1         |  |
| State Highways and Transportation Department Fund (0644)         |        |      |             |             |     |           |  |
| HIGHWAY FUND REFUNDS   | 04.060 | 1245 | 1,447,711   | 1,264,204   | --- | 183,507   |  |
| REFUNDS OF MOTOR FUEL TAX  | 04.090 | 1248 | 19,219,423  | 9,621,714   | --- | 9,597,709 |  |
| DIV OF TAXATION PS   | 04.005 | 1268 | 2,146,727   | 1,941,455   | --- | 205,272   |  |
| DIV OF TAXATION E&E  | 04.005 | 1272 | 604,833     | 361,657     | --- | 243,176   |  |
| DIV OF TAX PS/E&E FLEX   | 04.005 | 5887 | 112,986     | ---         | --- | 112,986   |  |
| Workers' Compensation Fund (0652)                                |        |      |             |             |     |           |  |
| WORKERS COMP REFUNDS   | 04.105 | 8360 | 1,669,902   | 339,757     | --- | 1,330,145 |  |
| Workers' Compensation - Second Injury Fund (0653)                |        |      |             |             |     |           |  |
| 2ND INJURY REFUNDS   | 04.110 | 9162 | 505,266     | 505,253     | --- | 13        |  |
| Petroleum Inspection Fund (0662)                                 |        |      |             |             |     |           |  |
| DIV OF TAX PS/E&E FLEX   | 04.005 | 5888 | 1,393       | 1,381       | --- | 12        |  |
| DIV OF TAXATION PS   | 04.005 | 8356 | 26,467      | 26,427      | --- | 40        |  |
| DIV OF TAXATION E&E  | 04.005 | 8357 | 2,949       | 2,938       | --- | 11        |  |
| Motor Fuel Tax Fund (0673)                                       |        |      |             |             |     |           |  |
| DIST TO CITIES MFT FUND  | 04.080 | 1246 | 188,000,000 | 181,561,500 | --- | 6,438,500 |  |
| Fair Share Fund (0687)   |        |      |             |             |     |           |  |
| CIGARETTE TAX REFUNDS  | 04.115 | 1642 | 9,210       | 9,187       | --- | 23        |  |
| Aviation Trust Fund (0952)                                       |        |      |             |             |     |           |  |
| AVIATION TRUST REFUNDS   | 04.085 | 9815 | 76,000      | 57,536      | --- | 18,464    |  |



**STATE OF MISSOURI  
SUMMARY OF APPROPRIATION ACTIVITY  
SPECIAL REVENUE FUNDS  
FOR THE APPROPRIATION YEAR 2003**

|   | H.B.<br>No. | Appr.<br>No. | Appropriations | Expenditures<br>and<br>Transfers Out | Reappropriations<br>to 2004 | Lapse of<br>Appropriations |
|---|-------------|--------------|----------------|--------------------------------------|-----------------------------|----------------------------|
| <b><u>Highway Reciprocity Commission</u></b>                |             |              |                |                                      |                             |                            |
| State Highways and Transportation Department<br>Fund (0644) |             |              |                |                                      |                             |                            |
| HIGHWAY RECIPROCITY PS                                      | 04.015      | 1277         | 993,732        | 863,845                              | ---                         | 129,887                    |
| HIGHWAY RECIPROCITY E&E                                     | 04.015      | 1279         | 584,573        | 201,121                              | ---                         | 383,452                    |
| HRC HIGHWAY FUND REFUNDS                                    | 04.060      | 5971         | 1,000,000      | 503,963                              | ---                         | 496,037                    |
| HRC-MOTOR FUEL TAX REFUND                                   | 04.090      | 6012         | 25,000,000     | 24,442,848                           | ---                         | 557,152                    |
| <b><u>DEPARTMENT OF SOCIAL SERVICES</u></b>                 |             |              |                |                                      |                             |                            |
| Nursing Facility Quality of Care Fund (0271)                |             |              |                |                                      |                             |                            |
| SOCIAL SERVICES LEASING                                     | 13.100      | 0666         | 11,872         | 11,856                               | ---                         | 16                         |
| SOCIAL SERVICES LEASING                                     | 17.232      | 2601         | 8,084          | ---                                  | 8,084                       | ---                        |
| SOCIAL SERVICES LEASING                                     | 17.226      | 3323         | 29,466         | ---                                  | ---                         | 29,466                     |
| Youth Services Treatment Fund (0843)                        |             |              |                |                                      |                             |                            |
| FED GRANTS & DONATIONS                                      | 11.020      | 5966         | 1,000          | ---                                  | ---                         | 1,000                      |
| <b><u>Office of the Director</u></b>                        |             |              |                |                                      |                             |                            |
| Legal Services for Low-Income People<br>Fund (0735)         |             |              |                |                                      |                             |                            |
| LEGAL AID GRANTS  | 11.010      | 5585         | 1,010,830      | 1,010,830                            | ---                         | ---                        |
| <b><u>Information Services and Technology Division</u></b>  |             |              |                |                                      |                             |                            |
| Social Services Educational Improvement<br>Fund (0620)      |             |              |                |                                      |                             |                            |
| ISTD E&E  | 11.036      | 0149         | 127,238        | 105,046                              | ---                         | 22,192                     |
| <b><u>Division of Family Services</u></b>                   |             |              |                |                                      |                             |                            |
| Health Initiatives Fund (0275)                              |             |              |                |                                      |                             |                            |
| FIELD SERVICES PS   | 11.085      | 1666         | 261,995        | 188,104                              | ---                         | 73,891                     |
| FIELD SERVICES E&E  | 11.085      | 1667         | 57,498         | 55,773                               | ---                         | 1,725                      |
| LINE STAFF PS   | 11.085      | 1668         | 475,040        | 455,904                              | ---                         | 19,136                     |
| Blind Pension Fund (0621)                                   |             |              |                |                                      |                             |                            |
| BLIND ADMIN PS  | 11.197      | 0768         | 573,580        | 548,403                              | ---                         | 25,177                     |
| BLIND ADMIN E&E   | 11.197      | 0770         | 93,027         | 71,207                               | ---                         | 21,820                     |
| BLIND PENSIONS  | 11.160      | 1407         | 18,793,348     | 18,567,876                           | ---                         | 225,472                    |
|   | & 15.075    |              |                |                                      |                             |                            |
| DFS ADMIN SERVICES E&E                                      | 11.080      | 1717         | 62,417         | ---                                  | ---                         | 62,417                     |
| SVS FOR VISUALLY IMPAIRED                                   | 11.200      | 5699         | 310,000        | 132,046                              | ---                         | 177,954                    |

Healthy Families Trust Fund-Early Childhood  
Care and Education Account Fund (0641)

|                         |        |      |         |         |     |         |
|-------------------------|--------|------|---------|---------|-----|---------|
| DSS COMMUNITY GRANTS 1X | 21.160 | 5744 | 56,822  | 33,609  | --- | 23,213  |
| DSS EARLY HEADSTART     | 21.160 | 5745 | 475,712 | 475,712 | --- | ---     |
| BOOTHEEL COMM GRANT     | 21.160 | 5746 | 243,700 | ---     | --- | 243,700 |

Early Childhood Development, Education and  
Care Fund (0859)

|                            |        |      |            |            |     |         |
|----------------------------|--------|------|------------|------------|-----|---------|
| EARLY CHILDHOOD STARTUP    | 11.135 | 0730 | 3,784,200  | 3,768,975  | --- | 15,225  |
| CHILDHOOD DEVELOPMENT      | 11.135 | 0731 | 3,153,500  | 3,153,500  | --- | ---     |
| CHILDHOOD DEV CERTIF       | 11.135 | 0739 | 3,153,500  | 3,126,522  | --- | 26,978  |
| PURCHASE OF CHILD CARE     | 11.135 | 2273 | 14,920,914 | 14,760,940 | --- | 159,974 |
| ACCREDITED PROVIDERS       | 11.135 | 4628 | 3,153,500  | 3,078,124  | --- | 75,376  |
| CHILDHOOD DEV CERTIF       | 17.206 | 5074 | 1,539,054  | 1,539,054  | --- | ---     |
| DFS ADMIN SERVICES PS      | 11.080 | 5534 | 40,716     | ---        | --- | 40,716  |
| DFS ADMIN SERVICES E&E     | 11.080 | 5535 | 11,856     | ---        | --- | 11,856  |
| ACCREDITED PROVIDERS       | 21.150 | 5740 | 1,396,296  | 1,396,296  | --- | ---     |
| CHILDHOOD DEV CERTIFICATES | 21.150 | 5743 | 1,113,236  | 1,113,236  | --- | ---     |

**Division of Youth Services**

Health Initiatives Fund (0275)

|                          |        |      |         |         |     |        |
|--------------------------|--------|------|---------|---------|-----|--------|
| YOUTH TREATMENT PRGM PS  | 11.285 | 3608 | 105,022 | 101,871 | --- | 3,151  |
| YOUTH TREATMENT PRGM E&E | 11.285 | 3609 | 10,135  | ---     | --- | 10,135 |

Gaming Commission Fund (0286)

|                          |        |      |         |         |     |     |
|--------------------------|--------|------|---------|---------|-----|-----|
| JUVENILE COURT DIVERSION | 11.300 | 0186 | 500,000 | 500,000 | --- | --- |
|--------------------------|--------|------|---------|---------|-----|-----|

Social Services Educational Improvement  
Fund (0620)

|                           |        |      |           |           |     |         |
|---------------------------|--------|------|-----------|-----------|-----|---------|
| INSTALL SPRINKLER SYSTEM  | 16.322 | 0452 | 221,967   | 213,642   | --- | 8,325   |
| DES IMPRV YTH FACS STWIDE | 16.314 | 0453 | 500,000   | ---       | --- | 500,000 |
| CONNECT FACILITY TO COUN  | 16.322 | 1326 | 8,061     | ---       | --- | 8,061   |
| YOUTH TREATMENT PRGM PS   | 11.285 | 1748 | 2,345,539 | 2,344,514 | --- | 1,025   |
| YOUTH TREATMENT PRGM E&E  | 11.285 | 1749 | 2,231,732 | 2,231,732 | --- | ---     |
| IMPRV YOUTH FACILITIES    | 16.312 | 3834 | 25        | ---       | --- | 25      |

**Division of Medical Services**

Nursing Facility Quality of Care Fund (0271)

|                       |        |      |        |        |     |     |
|-----------------------|--------|------|--------|--------|-----|-----|
| MEDICAL SVS ADMIN PS  | 11.390 | 1753 | 70,374 | 69,927 | --- | 447 |
| MEDICAL SVS ADMIN E&E | 11.390 | 1754 | 10,281 | 10,281 | --- | --- |

Health Initiatives Fund (0275)

|                          |        |      |           |           |     |        |
|--------------------------|--------|------|-----------|-----------|-----|--------|
| MEDICAL SVS ADMIN E&E    | 11.390 | 0216 | 31,385    | 30,443    | --- | 942    |
| MEDICAL SVS ADMIN PS     | 11.390 | 1670 | 263,435   | 254,768   | --- | 8,667  |
| MANAGED CARE             | 11.470 | 1785 | 8,041,710 | 8,041,710 | --- | ---    |
| CHILDREN'S HLTH INS PRGM | 11.490 | 2869 | 4,950,000 | 4,901,500 | --- | 48,500 |
| PHARMACY                 | 11.425 | 3066 | 969,293   | 940,214   | --- | 29,079 |
| PHYSICIANS               | 11.440 | 3067 | 1,247,544 | 1,247,544 | --- | ---    |
| DENTAL                   | 11.445 | 3070 | 71,162    | 71,162    | --- | ---    |

**STATE OF MISSOURI  
SUMMARY OF APPROPRIATION ACTIVITY  
SPECIAL REVENUE FUNDS  
FOR THE APPROPRIATION YEAR 2003**

|  | H.B.<br>No. | Appr.<br>No. | Appropriations | Expenditures<br>and<br>Transfers Out | Reappropriations<br>to 2004 | Lapse of<br>Appropriations |
|--|-------------|--------------|----------------|--------------------------------------|-----------------------------|----------------------------|
| HOME & COMM BASED SVS                    | 11.455      | 3071         | 159,305        | 159,305                              | ---                         | ---                        |
| REHAB & SPECIALITY SVS                   | 11.465      | 3072         | 194,881        | 194,881                              | ---                         | ---                        |
| HOSPITAL CARE                            | 11.475      | 3073         | 2,797,179      | 2,797,179                            | ---                         | ---                        |
| STATE MEDICAL                            | 11.540      | 3074         | 353,437        | 353,437                              | ---                         | ---                        |
| Healthy Families Trust Fund-Health Care  |             |              |                |                                      |                             |                            |
| Treatment and Access Account Fund (0640) |             |              |                |                                      |                             |                            |
| DSS SAFETY NET                           | 11.475      | 4079         | 30,365,444     | 30,360,334                           | ---                         | 5,110                      |
| PHARMACY                                 | 11.425      | 5506         | 1,041,034      | 1,041,034                            | ---                         | ---                        |
| PHYSICIANS                               | 11.440      | 5507         | 1,041,034      | 1,041,034                            | ---                         | ---                        |
| DENTAL                                   | 11.445      | 5510         | 848,773        | 848,773                              | ---                         | ---                        |
| NURSING FACILITIES                       | 11.455      | 5511         | 17,973         | 17,973                               | ---                         | ---                        |
| REHAB & SPECIALTY SVS                    | 11.465      | 5512         | 831,745        | 831,731                              | ---                         | 14                         |
| MANAGED CARE                             | 11.470      | 5513         | 4,447,110      | 4,447,110                            | ---                         | ---                        |
| HOSPITAL CARE                            | 11.475      | 5515         | 2,365,987      | 2,365,987                            | ---                         | ---                        |
| HOSPITAL GME                             | 11.475      | 5517         | 10,000,000     | 10,000,000                           | ---                         | ---                        |
| Premium Fund (0885)                      |             |              |                |                                      |                             |                            |
| CHILDREN'S HLTH INS PRGM                 | 11.490      | 2872         | 1,000,000      | 297,439                              | ---                         | 702,561                    |
| TICKET TO WORK                           | 11.455      | 5271         | 82,500         | ---                                  | ---                         | 82,500                     |
| MEDICAID SUPP POOL                       | 15.090      | 6133         | 2,829,718      | 2,829,595                            | ---                         | 123                        |
| <b><u>DEPARTMENT OF CORRECTIONS</u></b>  |             |              |                |                                      |                             |                            |
| Correctional Substance Abuse Earnings    |             |              |                |                                      |                             |                            |
| Fund (0853)                              |             |              |                |                                      |                             |                            |
| JOBS E&E                                 | 09.410      | 0175         | 264,600        | ---                                  | ---                         | 264,600                    |
| <b><u>Office of the Director</u></b>     |             |              |                |                                      |                             |                            |
| Crime Victims' Compensation Fund (0681)  |             |              |                |                                      |                             |                            |
| OD STAFF E&E                             | 09.005      | 3064         | 82,500         | 82,500                               | ---                         | ---                        |
| Subtotals                                |             |              | 5,880,505,819  | 5,010,011,370                        | 421,913,072                 | 448,581,377                |
| <b>Appropriated Transfers Out To:</b>    |             |              |                |                                      |                             |                            |
| State School Money Fund (0616)           | 02.330      | T006         | 241,313,362    | 241,313,361                          | ---                         | 1                          |
| School District Bonds Fund (0248)        | 02.340      | T009         | 2,271,458      | 2,271,458                            | ---                         | ---                        |
| Student Grant Fund (0839)                | 03.050      | T013         | 50,000         | 50,000                               | ---                         | ---                        |
| General Revenue Fund (0101)              | 04.037      | T070         | 3              | 3                                    | ---                         | ---                        |

|                             |        |      |        |        |     |     |
|-----------------------------|--------|------|--------|--------|-----|-----|
| General Revenue Fund (0101) | 04.037 | T071 | 56     | 56     | --- | --- |
| General Revenue Fund (0101) | 04.037 | T072 | 86     | 86     | --- | --- |
| General Revenue Fund (0101) | 04.037 | T073 | 3,751  | 3,751  | --- | --- |
| General Revenue Fund (0101) | 04.037 | T075 | 185    | 185    | --- | --- |
| General Revenue Fund (0101) | 04.037 | T076 | 610    | 610    | --- | --- |
| General Revenue Fund (0101) | 04.037 | T077 | 79     | 79     | --- | --- |
| General Revenue Fund (0101) | 04.037 | T078 | 45     | 45     | --- | --- |
| General Revenue Fund (0101) | 04.037 | T080 | 1,825  | 1,825  | --- | --- |
| General Revenue Fund (0101) | 04.037 | T081 | 186    | 186    | --- | --- |
| General Revenue Fund (0101) | 04.037 | T082 | 3,637  | 3,637  | --- | --- |
| General Revenue Fund (0101) | 04.037 | T083 | 818    | 818    | --- | --- |
| General Revenue Fund (0101) | 04.037 | T084 | 26,224 | 26,224 | --- | --- |
| General Revenue Fund (0101) | 04.037 | T087 | 17     | 17     | --- | --- |
| General Revenue Fund (0101) | 04.037 | T088 | 932    | 932    | --- | --- |
| General Revenue Fund (0101) | 04.037 | T089 | 179    | 179    | --- | --- |
| General Revenue Fund (0101) | 04.037 | T090 | 9,950  | 9,950  | --- | --- |
| General Revenue Fund (0101) | 04.037 | T091 | 15,524 | 15,524 | --- | --- |
| General Revenue Fund (0101) | 04.037 | T092 | 1,282  | 1,282  | --- | --- |
| General Revenue Fund (0101) | 04.037 | T093 | 877    | 877    | --- | --- |
| General Revenue Fund (0101) | 04.037 | T095 | 250    | 250    | --- | --- |
| General Revenue Fund (0101) | 04.037 | T096 | 74     | 74     | --- | --- |
| General Revenue Fund (0101) | 04.037 | T097 | 216    | 216    | --- | --- |
| General Revenue Fund (0101) | 04.037 | T098 | 8      | 8      | --- | --- |
| General Revenue Fund (0101) | 04.037 | T099 | 873    | 873    | --- | --- |
| General Revenue Fund (0101) | 04.037 | T100 | 1,258  | 1,258  | --- | --- |
| General Revenue Fund (0101) | 04.037 | T101 | 25     | 25     | --- | --- |
| General Revenue Fund (0101) | 04.037 | T109 | 4,027  | 4,027  | --- | --- |
| General Revenue Fund (0101) | 04.037 | T129 | 141    | 141    | --- | --- |
| General Revenue Fund (0101) | 04.037 | T131 | 686    | 686    | --- | --- |
| General Revenue Fund (0101) | 04.037 | T132 | 31     | 31     | --- | --- |
| General Revenue Fund (0101) | 04.037 | T133 | 5,774  | 5,774  | --- | --- |
| General Revenue Fund (0101) | 04.037 | T134 | 5,545  | 5,545  | --- | --- |
| General Revenue Fund (0101) | 04.037 | T135 | 236    | 236    | --- | --- |
| General Revenue Fund (0101) | 04.037 | T136 | 4,129  | 4,129  | --- | --- |
| General Revenue Fund (0101) | 04.037 | T137 | 235    | 235    | --- | --- |
| General Revenue Fund (0101) | 04.037 | T138 | 110    | 110    | --- | --- |
| General Revenue Fund (0101) | 04.037 | T139 | 6,902  | 6,902  | --- | --- |
| General Revenue Fund (0101) | 04.037 | T140 | 316    | 316    | --- | --- |
| General Revenue Fund (0101) | 04.037 | T141 | 6,233  | 6,233  | --- | --- |
| General Revenue Fund (0101) | 04.037 | T142 | 27     | 27     | --- | --- |
| General Revenue Fund (0101) | 04.037 | T143 | 3,990  | 3,990  | --- | --- |
| General Revenue Fund (0101) | 04.037 | T144 | 1,486  | 1,486  | --- | --- |
| General Revenue Fund (0101) | 04.037 | T145 | 6,947  | 6,947  | --- | --- |
| General Revenue Fund (0101) | 04.037 | T146 | 9      | 9      | --- | --- |
| General Revenue Fund (0101) | 04.037 | T147 | 230    | 230    | --- | --- |
| General Revenue Fund (0101) | 04.037 | T148 | 80     | 80     | --- | --- |
| General Revenue Fund (0101) | 04.037 | T149 | 18     | ---    | --- | 18  |

**STATE OF MISSOURI**  
**SUMMARY OF APPROPRIATION ACTIVITY**  
**SPECIAL REVENUE FUNDS**  
**FOR THE APPROPRIATION YEAR 2003**

|                             | H.B.<br>No. | Appr.<br>No. | Appropriations | Expenditures<br>and<br>Transfers Out | Reappropriations<br>to 2004 | Lapse of<br>Appropriations |
|-----------------------------|-------------|--------------|----------------|--------------------------------------|-----------------------------|----------------------------|
| General Revenue Fund (0101) | 04.037      | T150         | 1,249          | 1,249                                | ---                         | ---                        |
| General Revenue Fund (0101) | 04.037      | T151         | 18             | 18                                   | ---                         | ---                        |
| General Revenue Fund (0101) | 04.037      | T152         | 292            | 292                                  | ---                         | ---                        |
| General Revenue Fund (0101) | 04.037      | T153         | 11             | 11                                   | ---                         | ---                        |
| General Revenue Fund (0101) | 04.037      | T154         | 417            | 417                                  | ---                         | ---                        |
| General Revenue Fund (0101) | 04.037      | T155         | 232            | 232                                  | ---                         | ---                        |
| General Revenue Fund (0101) | 04.037      | T157         | 431            | 431                                  | ---                         | ---                        |
| General Revenue Fund (0101) | 04.037      | T158         | 575            | 575                                  | ---                         | ---                        |
| General Revenue Fund (0101) | 04.037      | T159         | 744            | 744                                  | ---                         | ---                        |
| General Revenue Fund (0101) | 04.037      | T160         | 4              | 4                                    | ---                         | ---                        |
| General Revenue Fund (0101) | 04.037      | T161         | 201            | 201                                  | ---                         | ---                        |
| General Revenue Fund (0101) | 04.037      | T162         | 2,242          | 2,242                                | ---                         | ---                        |
| General Revenue Fund (0101) | 04.037      | T163         | 5,341          | 5,341                                | ---                         | ---                        |
| General Revenue Fund (0101) | 04.037      | T164         | 1              | 1                                    | ---                         | ---                        |
| General Revenue Fund (0101) | 04.037      | T165         | 6,571          | 6,571                                | ---                         | ---                        |
| General Revenue Fund (0101) | 04.037      | T167         | 3              | 3                                    | ---                         | ---                        |
| General Revenue Fund (0101) | 04.037      | T168         | 10,659         | 10,659                               | ---                         | ---                        |
| General Revenue Fund (0101) | 04.037      | T170         | 8              | 8                                    | ---                         | ---                        |
| General Revenue Fund (0101) | 04.037      | T172         | 2              | 2                                    | ---                         | ---                        |
| General Revenue Fund (0101) | 04.037      | T173         | 46,498         | 46,498                               | ---                         | ---                        |
| General Revenue Fund (0101) | 04.037      | T175         | 13,761         | 13,761                               | ---                         | ---                        |
| General Revenue Fund (0101) | 04.037      | T178         | 3              | 3                                    | ---                         | ---                        |
| General Revenue Fund (0101) | 04.037      | T180         | 468            | 468                                  | ---                         | ---                        |
| General Revenue Fund (0101) | 04.037      | T181         | 140            | 140                                  | ---                         | ---                        |
| General Revenue Fund (0101) | 04.037      | T182         | 42             | 42                                   | ---                         | ---                        |
| General Revenue Fund (0101) | 04.037      | T183         | 223            | 223                                  | ---                         | ---                        |
| General Revenue Fund (0101) | 04.037      | T184         | 647            | 647                                  | ---                         | ---                        |
| General Revenue Fund (0101) | 04.037      | T185         | 926            | 926                                  | ---                         | ---                        |
| General Revenue Fund (0101) | 04.037      | T186         | 383            | 383                                  | ---                         | ---                        |
| General Revenue Fund (0101) | 04.037      | T187         | 2,840          | 2,840                                | ---                         | ---                        |
| General Revenue Fund (0101) | 04.037      | T188         | 1,504          | 1,504                                | ---                         | ---                        |
| General Revenue Fund (0101) | 04.037      | T189         | 102            | 102                                  | ---                         | ---                        |
| General Revenue Fund (0101) | 04.037      | T190         | 924            | 924                                  | ---                         | ---                        |
| General Revenue Fund (0101) | 04.037      | T191         | 1,447          | 1,447                                | ---                         | ---                        |
| General Revenue Fund (0101) | 04.037      | T192         | 276            | 276                                  | ---                         | ---                        |
| General Revenue Fund (0101) | 04.037      | T193         | 114,475        | 114,475                              | ---                         | ---                        |
| General Revenue Fund (0101) | 04.037      | T194         | 1,134          | 1,134                                | ---                         | ---                        |
| General Revenue Fund (0101) | 04.037      | T195         | 136            | 136                                  | ---                         | ---                        |

|                             |        |      |         |         |     |        |
|-----------------------------|--------|------|---------|---------|-----|--------|
| General Revenue Fund (0101) | 04.037 | T196 | 1,192   | 1,192   | --- | ---    |
| General Revenue Fund (0101) | 04.037 | T197 | 109     | 109     | --- | ---    |
| General Revenue Fund (0101) | 04.037 | T198 | 56      | 56      | --- | ---    |
| General Revenue Fund (0101) | 04.037 | T199 | 1       | 1       | --- | ---    |
| General Revenue Fund (0101) | 04.037 | T200 | 776     | 776     | --- | ---    |
| General Revenue Fund (0101) | 04.037 | T201 | 15,665  | 15,665  | --- | ---    |
| General Revenue Fund (0101) | 04.037 | T202 | 21,191  | 21,191  | --- | ---    |
| General Revenue Fund (0101) | 04.037 | T205 | 598     | 598     | --- | ---    |
| General Revenue Fund (0101) | 04.037 | T206 | 590     | 590     | --- | ---    |
| General Revenue Fund (0101) | 04.037 | T207 | 398     | ---     | --- | 398    |
| General Revenue Fund (0101) | 04.037 | T208 | 1,444   | 1,444   | --- | ---    |
| General Revenue Fund (0101) | 04.037 | T210 | 906     | 906     | --- | ---    |
| General Revenue Fund (0101) | 04.037 | T211 | 1,249   | 1,249   | --- | ---    |
| General Revenue Fund (0101) | 04.037 | T212 | 988     | 988     | --- | ---    |
| General Revenue Fund (0101) | 04.037 | T213 | 665     | 665     | --- | ---    |
| General Revenue Fund (0101) | 04.037 | T214 | 1,869   | 1,869   | --- | ---    |
| General Revenue Fund (0101) | 04.037 | T215 | 264     | 264     | --- | ---    |
| General Revenue Fund (0101) | 04.037 | T216 | 481,270 | 437,174 | --- | 44,096 |
| General Revenue Fund (0101) | 04.037 | T217 | 293     | 293     | --- | ---    |
| General Revenue Fund (0101) | 04.037 | T218 | 873     | 873     | --- | ---    |
| General Revenue Fund (0101) | 04.037 | T219 | 525     | 525     | --- | ---    |
| General Revenue Fund (0101) | 04.037 | T220 | 673     | 673     | --- | ---    |
| General Revenue Fund (0101) | 04.037 | T221 | 2,302   | 2,302   | --- | ---    |
| General Revenue Fund (0101) | 04.037 | T222 | 160     | 160     | --- | ---    |
| General Revenue Fund (0101) | 04.037 | T223 | 3,814   | 3,814   | --- | ---    |
| General Revenue Fund (0101) | 04.037 | T224 | 371     | 371     | --- | ---    |
| General Revenue Fund (0101) | 04.037 | T225 | 127     | 127     | --- | ---    |
| General Revenue Fund (0101) | 04.037 | T226 | 19,970  | 19,970  | --- | ---    |
| General Revenue Fund (0101) | 04.037 | T227 | 2,151   | 2,151   | --- | ---    |
| General Revenue Fund (0101) | 04.037 | T228 | 763     | 763     | --- | ---    |
| General Revenue Fund (0101) | 04.037 | T229 | 315     | 315     | --- | ---    |
| General Revenue Fund (0101) | 04.037 | T230 | 1,341   | 1,341   | --- | ---    |
| General Revenue Fund (0101) | 04.037 | T231 | 4,120   | 4,120   | --- | ---    |
| General Revenue Fund (0101) | 04.037 | T233 | 41      | 41      | --- | ---    |
| General Revenue Fund (0101) | 04.037 | T239 | 298     | 298     | --- | ---    |
| General Revenue Fund (0101) | 04.037 | T240 | 46      | 46      | --- | ---    |
| General Revenue Fund (0101) | 04.037 | T241 | 37      | 37      | --- | ---    |
| General Revenue Fund (0101) | 04.037 | T242 | 91      | 91      | --- | ---    |
| General Revenue Fund (0101) | 04.037 | T243 | 149     | 149     | --- | ---    |
| General Revenue Fund (0101) | 04.037 | T244 | 68      | 68      | --- | ---    |
| General Revenue Fund (0101) | 04.037 | T245 | 24      | 24      | --- | ---    |
| General Revenue Fund (0101) | 04.037 | T246 | 9       | 9       | --- | ---    |
| General Revenue Fund (0101) | 04.037 | T247 | 1       | 1       | --- | ---    |
| General Revenue Fund (0101) | 04.037 | T248 | 43      | 43      | --- | ---    |
| General Revenue Fund (0101) | 04.037 | T249 | 25      | 25      | --- | ---    |
| General Revenue Fund (0101) | 04.037 | T250 | 133     | 133     | --- | ---    |

**STATE OF MISSOURI  
SUMMARY OF APPROPRIATION ACTIVITY  
SPECIAL REVENUE FUNDS  
FOR THE APPROPRIATION YEAR 2003**

|   | H.B.<br>No. | Appr.<br>No. | Appropriations | Expenditures<br>and<br>Transfers Out | Reappropriations<br>to 2004 | Lapse of<br>Appropriations |
|---|-------------|--------------|----------------|--------------------------------------|-----------------------------|----------------------------|
| General Revenue Fund (0101)   | 04.037      | T254         | 31             | 31                                   | ---                         | ---                        |
| General Revenue Fund (0101)   | 04.037      | T255         | 363            | 363                                  | ---                         | ---                        |
| General Revenue Fund (0101)   | 04.037      | T256         | 253            | 253                                  | ---                         | ---                        |
| General Revenue Fund (0101)   | 04.037      | T257         | 1,201          | 1,201                                | ---                         | ---                        |
| General Revenue Fund (0101)   | 04.037      | T258         | 3              | 3                                    | ---                         | ---                        |
| General Revenue Fund (0101)   | 04.037      | T259         | 4              | 4                                    | ---                         | ---                        |
| General Revenue Fund (0101)   | 04.037      | T260         | 5,037          | 5,037                                | ---                         | ---                        |
| General Revenue Fund (0101)   | 04.037      | T262         | 30             | 30                                   | ---                         | ---                        |
| General Revenue Fund (0101)   | 04.037      | T263         | 40             | ---                                  | ---                         | 40                         |
| General Revenue Fund (0101)   | 04.037      | T264         | 629            | 629                                  | ---                         | ---                        |
| General Revenue Fund (0101)   | 04.037      | T265         | 3              | 3                                    | ---                         | ---                        |
| General Revenue Fund (0101)   | 04.037      | T266         | 3              | 3                                    | ---                         | ---                        |
| General Revenue Fund (0101)   | 04.037      | T267         | 1,395          | 1,395                                | ---                         | ---                        |
| General Revenue Fund (0101)   | 04.140      | T271         | 2,500,000      | 2,500,000                            | ---                         | ---                        |
| General Revenue Fund (0101)   | 04.145      | T272         | 240,000        | 239,054                              | ---                         | 946                        |
| General Revenue Fund (0101)   | 04.150      | T273         | 240,000        | 239,054                              | ---                         | 946                        |
| General Revenue Fund (0101)   | 04.155      | T274         | 108,000        | 108,000                              | ---                         | ---                        |
| General Revenue Fund (0101)   | 05.430      | T283         | 4,106,287      | 2,997,748                            | ---                         | 1,108,539                  |
| General Revenue Fund (0101)   | 05.450      | T285         | 886,781        | 859,772                              | ---                         | 27,009                     |
| State Legal Expense Fund (0692)   | 05.460      | T288         | 130,000        | 60,106                               | ---                         | 69,894                     |
| State Legal Expense Fund (0692)   | 05.460      | T289         | 600,000        | 559,873                              | ---                         | 40,127                     |
| State Legal Expense Fund (0692)   | 05.460      | T290         | 23,131         | 23,000                               | ---                         | 131                        |
| Social Security Contributions Fund (0702)   | 05.115      | T293         | 16,556,805     | 14,124,241                           | ---                         | 2,432,564                  |
| Social Security Contributions Fund (0702)   | 05.120      | T294         | 17,100,000     | 17,042,703                           | ---                         | 57,297                     |
| State Retirement Contributions Fund (0701)  | 05.130      | T297         | 20,921,588     | 17,591,516                           | ---                         | 3,330,072                  |
| Missouri State Employees' Deferred<br>Compensation Incentive Plan<br>Administration Fund (0706) | 05.150      | T300         | 1,403,826      | 1,216,310                            | ---                         | 187,516                    |
| Missouri State Employees' Deferred<br>Compensation Incentive Plan<br>Administration Fund (0706) | 05.155      | T301         | 1,589,855      | 1,589,792                            | ---                         | 63                         |
| Missouri Consolidated Health Care Plan<br>Benefit Fund (0765)                                   | 05.170      | T304         | 19,242,080     | 17,302,312                           | ---                         | 1,939,768                  |
| Natural Resources Cost Allocation<br>Fund (0500)  | 06.420      | T316         | 240,626        | 211,891                              | ---                         | 28,735                     |
| Natural Resources Cost Allocation<br>Fund (0500)  | 06.420      | T317         | 16,799         | 14,793                               | ---                         | 2,006                      |
| Natural Resources Cost Allocation<br>Fund (0500)  | 06.420      | T318         | 148,799        | 131,030                              | ---                         | 17,769                     |

|  |        |      |           |           |     |         |
|--|--------|------|-----------|-----------|-----|---------|
| Natural Resources Cost Allocation Fund (0500)            | 06.420 | T319 | 272,682   | 240,117   | --- | 32,565  |
| Natural Resources Cost Allocation Fund (0500)            | 06.420 | T323 | 8,483     | 7,469     | --- | 1,014   |
| Natural Resources Cost Allocation Fund (0500)            | 06.420 | T324 | 836,061   | 736,218   | --- | 99,843  |
| Natural Resources Cost Allocation Fund (0500)            | 06.420 | T325 | 75,382    | 66,379    | --- | 9,003   |
| Natural Resources Cost Allocation Fund (0500)            | 06.420 | T326 | 41,290    | 36,361    | --- | 4,929   |
| Natural Resources Cost Allocation Fund (0500)            | 06.420 | T328 | 44,119    | 38,851    | --- | 5,268   |
| Natural Resources Cost Allocation Fund (0500)            | 06.420 | T329 | 944,824   | 831,993   | --- | 112,831 |
| Natural Resources Cost Allocation Fund (0500)            | 06.420 | T330 | 4,362,837 | 3,841,829 | --- | 521,008 |
| Natural Resources Cost Allocation Fund (0500)            | 06.420 | T331 | 639,838   | 563,430   | --- | 76,408  |
| Natural Resources Cost Allocation Fund (0500)            | 06.420 | T332 | 69,475    | 61,178    | --- | 8,297   |
| Natural Resources Cost Allocation Fund (0500)            | 06.420 | T333 | 151,497   | 133,405   | --- | 18,092  |
| Natural Resources Cost Allocation Fund (0500)            | 06.420 | T334 | 273,599   | 240,925   | --- | 32,674  |
| Natural Resources Cost Allocation Fund (0500)            | 06.420 | T336 | 428,550   | 377,371   | --- | 51,179  |
| Natural Resources Cost Allocation Fund (0500)            | 06.420 | T337 | 428,885   | 377,669   | --- | 51,216  |
| Natural Resources Cost Allocation Fund (0500)            | 06.420 | T338 | 10,111    | 8,903     | --- | 1,208   |
| Economic Development Administrative Fund (0547)          | 07.015 | T346 | 159,347   | 119,718   | --- | 39,629  |
| Economic Development Administrative Fund (0547)          | 07.015 | T347 | 124,715   | 6,751     | --- | 117,964 |
| Economic Development Administrative Fund (0547)          | 07.015 | T348 | 20,774    | 2,832     | --- | 17,942  |
| Economic Development Administrative Fund (0547)          | 07.015 | T349 | 213,504   | 190,809   | --- | 22,695  |
| Economic Development Administrative Fund (0547)          | 07.015 | T350 | 42,588    | 36,467    | --- | 6,121   |
| Economic Development Administrative Fund (0547)          | 07.015 | T351 | 472,224   | 417,614   | --- | 54,610  |
| Division of Finance Fund (0550)                          | 07.155 | T360 | 39,400    | 29,010    | --- | 10,390  |
| Division of Finance Fund (0550)                          | 07.170 | T361 | 239,000   | 238,947   | --- | 53      |
| State Highways and Transportation Department Fund (0644) | 07.180 | T362 | 180,000   | 87,488    | --- | 92,512  |



**STATE OF MISSOURI**  
**SUMMARY OF APPROPRIATION ACTIVITY**  
**SPECIAL REVENUE FUNDS**  
**FOR THE APPROPRIATION YEAR 2003**

|   | H.B.<br>No. | Appr.<br>No. | Appropriations | Expenditures<br>and<br>Transfers Out | Reappropriations<br>to 2004 | Lapse of<br>Appropriations |
|---|-------------|--------------|----------------|--------------------------------------|-----------------------------|----------------------------|
| Railroad Expense Fund (0659)                                  | 07.185      | T363         | 3,500          | ---                                  | ---                         | 3,500                      |
| State Highways and Transportation<br>Department Fund (0644)   | 07.190      | T364         | 3,500          | ---                                  | ---                         | 3,500                      |
| Kids' Chance Scholarship Fund (0878)                          | 07.835      | T365         | 50,000         | 50,000                               | ---                         | ---                        |
| Workers' Compensation Fund (0652)                             | 07.855      | T368         | 190            | ---                                  | ---                         | 190                        |
| Professional Registration Fees Fund (0689)                    | 07.300      | T369         | 115,601        | 96,662                               | ---                         | 18,939                     |
| Professional Registration Fees Fund (0689)                    | 07.300      | T370         | 232,535        | 199,830                              | ---                         | 32,705                     |
| Professional Registration Fees Fund (0689)                    | 07.300      | T371         | 189,295        | 162,147                              | ---                         | 27,148                     |
| Professional Registration Fees Fund (0689)                    | 07.300      | T372         | 165,059        | 122,111                              | ---                         | 42,948                     |
| Professional Registration Fees Fund (0689)                    | 07.300      | T373         | 123,529        | 105,544                              | ---                         | 17,985                     |
| Professional Registration Fees Fund (0689)                    | 07.300      | T374         | 237,293        | 236,459                              | ---                         | 834                        |
| Professional Registration Fees Fund (0689)                    | 07.300      | T375         | 1,259,535      | 1,166,149                            | ---                         | 93,386                     |
| Professional Registration Fees Fund (0689)                    | 07.300      | T376         | 427,693        | 425,556                              | ---                         | 2,137                      |
| Professional Registration Fees Fund (0689)                    | 07.300      | T377         | 67,922         | 48,616                               | ---                         | 19,306                     |
| Professional Registration Fees Fund (0689)                    | 07.300      | T378         | 92,718         | 89,737                               | ---                         | 2,981                      |
| Professional Registration Fees Fund (0689)                    | 07.300      | T379         | 336,715        | 334,171                              | ---                         | 2,544                      |
| Professional Registration Fees Fund (0689)                    | 07.300      | T380         | 136,176        | 133,510                              | ---                         | 2,666                      |
| Professional Registration Fees Fund (0689)                    | 07.300      | T381         | 73,012         | 61,652                               | ---                         | 11,360                     |
| Professional Registration Fees Fund (0689)                    | 07.300      | T382         | 387,661        | 307,874                              | ---                         | 79,787                     |
| Professional Registration Fees Fund (0689)                    | 07.300      | T383         | 73,080         | 60,464                               | ---                         | 12,616                     |
| Professional Registration Fees Fund (0689)                    | 07.300      | T384         | 42,037         | ---                                  | ---                         | 42,037                     |
| Professional Registration Fees Fund (0689)                    | 07.300      | T387         | 30,711         | 30,475                               | ---                         | 236                        |
| Professional Registration Fees Fund (0689)                    | 07.300      | T388         | 876,104        | 768,230                              | ---                         | 107,874                    |
| Professional Registration Fees Fund (0689)                    | 07.300      | T389         | 167,663        | 164,879                              | ---                         | 2,784                      |
| Professional Registration Fees Fund (0689)                    | 07.300      | T390         | 75,255         | 72,923                               | ---                         | 2,332                      |
| Professional Registration Fees Fund (0689)                    | 07.300      | T391         | 211,440        | 211,233                              | ---                         | 207                        |
| Professional Registration Fees Fund (0689)                    | 07.300      | T392         | 26,473         | 22,232                               | ---                         | 4,241                      |
| Professional Registration Fees Fund (0689)                    | 07.300      | T393         | 338,454        | 227,870                              | ---                         | 110,584                    |
| Professional Registration Fees Fund (0689)                    | 07.300      | T394         | 371,713        | 346,757                              | ---                         | 24,956                     |
| Professional Registration Fees Fund (0689)                    | 07.300      | T395         | 137,692        | 116,902                              | ---                         | 20,790                     |
| Professional Registration Fees Fund (0689)                    | 07.300      | T396         | 33,429         | 33,299                               | ---                         | 130                        |
| Professional Registration Fees Fund (0689)                    | 07.300      | T397         | 466,043        | 386,029                              | ---                         | 80,014                     |
| Professional Registration Fees Fund (0689)                    | 07.300      | T398         | 247,129        | 246,528                              | ---                         | 601                        |
| Missouri Real Estate Commission Fund (0638)                   | 07.285      | T399         | 15,000         | ---                                  | ---                         | 15,000                     |
| Veterans' Commission Capital Improvement<br>Trust Fund (0304) | 08.340      | T406         | 3,000,000      | 3,000,000                            | ---                         | ---                        |
| Missouri National Guard Trust Fund (0900)                     | 08.345      | T407         | 3,000,000      | 3,000,000                            | ---                         | ---                        |
| Missouri College Guarantee Fund (0858)                        | 08.350      | T408         | 4,500,000      | 4,500,000                            | ---                         | ---                        |

|   |        |      |             |             |     |            |
|---|--------|------|-------------|-------------|-----|------------|
| Early Childhood Development, Education and Care Fund (0859) | 08.355 | T409 | 34,173,762  | 34,173,702  | --- | 60         |
| Health Access Incentive Fund (0276)                         | 10.680 | T411 | 4,268,003   | 4,139,312   | --- | 128,691    |
| Missouri Investment Trust Fund (9998)                       | 12.160 | T420 | 2,000,000   | ---         | --- | 2,000,000  |
| Missouri Investment Trust Fund (9998)                       | 12.160 | T421 | 375,000     | ---         | --- | 375,000    |
| General Revenue Fund (0101)                                 | 18.280 | T437 | 597,814     | 408,776     | --- | 189,038    |
| General Revenue Fund (0101)                                 | 16.334 | T446 | 494,000     | ---         | --- | 494,000    |
| General Revenue Fund (0101)                                 | 17.023 | T455 | 2,500,000   | ---         | --- | 2,500,000  |
| Federal Student Loan Reserve Fund (0881)                    | 03.135 | T463 | 2,000,001   | 11,629      | --- | 1,988,372  |
| General Revenue Fund (0101)                                 | 05.395 | T468 | 183,221     | 177,419     | --- | 5,802      |
| Labor and Industrial Relations Administrative Fund (0122)   | 07.805 | T472 | 3,156,622   | 1,612,089   | --- | 1,544,533  |
| Labor and Industrial Relations Administrative Fund (0122)   | 07.805 | T473 | 124,920     | 124,920     | --- | ---        |
| Professional Registration Fees Fund (0689)                  | 07.300 | T474 | 7,240       | ---         | --- | 7,240      |
| Railroad Expense Fund (0659)                                | 07.195 | T475 | 100,000     | ---         | --- | 100,000    |
| Natural Resources Cost Allocation Fund (0500)               | 06.420 | T481 | 278,390     | 245,146     | --- | 33,244     |
| General Revenue Fund (0101)                                 | 04.037 | T487 | 395         | 395         | --- | ---        |
| General Revenue Fund (0101)                                 | 04.037 | T489 | 69          | 69          | --- | ---        |
| General Revenue Fund (0101)                                 | 04.037 | T493 | 19          | 19          | --- | ---        |
| General Revenue Fund (0101)                                 | 04.037 | T495 | 72          | 72          | --- | ---        |
| General Revenue Fund (0101)                                 | 04.037 | T496 | 7           | 7           | --- | ---        |
| General Revenue Fund (0101)                                 | 04.037 | T497 | 3           | 3           | --- | ---        |
| General Revenue Fund (0101)                                 | 04.037 | T498 | 3           | 3           | --- | ---        |
| General Revenue Fund (0101)                                 | 04.037 | T499 | 25          | 25          | --- | ---        |
| General Revenue Fund (0101)                                 | 04.037 | T500 | 5           | 5           | --- | ---        |
| Economic Development Administrative Fund (0547)             | 07.015 | T503 | 11,065      | 8,523       | --- | 2,542      |
| Petroleum Violation Escrow Interest Subaccount Fund (0890)  | 06.215 | T516 | 87,500      | 25,036      | --- | 62,464     |
| Labor and Industrial Relations Administrative Fund (0122)   | 07.805 | T522 | 120,000     | 120,000     | --- | ---        |
| Natural Resources Cost Allocation Fund (0500)               | 06.420 | T523 | 62,990      | 55,466      | --- | 7,524      |
| Guaranty Agency Operating Fund (0880)                       | 03.120 | T525 | 12,000,000  | 10,811,949  | --- | 1,188,051  |
| General Revenue Fund (0101)                                 | 04.165 | T530 | 2,831       | ---         | --- | 2,831      |
| General Revenue Fund (0101)                                 | 04.165 | T531 | 1,985       | ---         | --- | 1,985      |
| General Revenue Fund (0101)                                 | 04.165 | T532 | 5,202       | ---         | --- | 5,202      |
| General Revenue Fund (0101)                                 | 04.165 | T533 | 6,605       | 6,605       | --- | ---        |
| State Road Fund (0320)                                      | 04.175 | T535 | 201,215,655 | 185,501,665 | --- | 15,713,990 |
| General Revenue Fund (0101)                                 | 05.325 | T541 | 125,713     | 121,011     | --- | 4,702      |
| Natural Resources Fund (0140)                               | 05.325 | T541 | 6,554       | 6,554       | --- | ---        |
| Department of Public Safety (0152)                          | 05.325 | T541 | 1,160       | 1,160       | --- | ---        |
| Division of Job Development and Training (0155)             | 05.325 | T541 | 4           | 4           | --- | ---        |
| Department of Economic Development Administration (0547)    | 05.325 | T541 | 1           | 1           | --- | ---        |

**STATE OF MISSOURI  
SUMMARY OF APPROPRIATION ACTIVITY  
SPECIAL REVENUE FUNDS  
FOR THE APPROPRIATION YEAR 2003**

|  | H.B.<br>No. | Appr.<br>No. | Appropriations | Expenditures<br>and<br>Transfers Out | Reappropriations<br>to 2004 | Lapse of<br>Appropriations |
|--|-------------|--------------|----------------|--------------------------------------|-----------------------------|----------------------------|
| NRP-Water Pollution Permit Fees (0568)   | 05.325      | T541         | 65             | 53                                   | ---                         | 12                         |
| Services to Victims Fund (0592)  | 05.325      | T541         | 185            | 185                                  | ---                         | ---                        |
| NRP-Air Pollution Permit Fees (0594)   | 05.325      | T541         | 56             | 56                                   | ---                         | ---                        |
| Healthy Families Trust Fund Fund (0625)  | 05.325      | T541         | 24,155         | 24,155                               | ---                         | ---                        |
| Missouri Office of Prosecution Services<br>Fund (0680)   | 05.325      | T541         | 156            | 156                                  | ---                         | ---                        |
| Crime Victims' Compensation Fund (0681)  | 05.325      | T541         | 185            | 185                                  | ---                         | ---                        |
| State Public School Fund (0817)  | 05.325      | T541         | 10,000         | 10,000                               | ---                         | ---                        |
| Federal Student Loan Reserve Fund (0881)   | 05.325      | T541         | 121,120        | 121,120                              | ---                         | ---                        |
| General Revenue Fund (0101)  | 05.330      | T542         | 57,014,345     | 57,014,255                           | ---                         | 90                         |
| Tort Victims' Compensation (0622)  | 05.330      | T542         | 3,600,000      | 3,600,000                            | ---                         | ---                        |
| Workers' Compensation Fund (0652)  | 05.330      | T542         | 3,600,000      | 3,600,000                            | ---                         | ---                        |
| State Board of Architects, Professional<br>Engineers, Land Surveyors and Landscape<br>Architects Fund (0678) | 05.330      | T542         | 37,187         | 37,187                               | ---                         | ---                        |
| Legal Services for Low - Income Families (0735)  | 05.330      | T542         | 28,727         | 28,727                               | ---                         | ---                        |
| Schools for the Future Fund (0740)   | 05.330      | T542         | 7,000,000      | 7,000,000                            | ---                         | ---                        |
| Stormwater Loan Revolving (0754)   | 05.330      | T542         | 581,378        | 581,378                              | ---                         | ---                        |
| Rural Water and Sewer Loan Revolving (0755)  | 05.330      | T542         | 34,552         | 34,552                               | ---                         | ---                        |
| Missouri Lead Abatement Loan Fund (0893)   | 05.330      | T542         | 270,884        | 270,883                              | ---                         | 1                          |
| General Revenue Fund (0101)  | 07.160      | T543         | 1,049,723      | 238,619                              | ---                         | 811,104                    |
| General Revenue Fund (0101)  | 07.165      | T544         | 6,909          | ---                                  | ---                         | 6,909                      |
| State Road Fund (0320)   | 08.360      | T549         | 2,391,009      | 2,391,009                            | ---                         | ---                        |
| Compulsive Gamblers Fund (0249)  | 08.365      | T553         | 489,850        | 472,704                              | ---                         | 17,146                     |
| General Revenue Fund (0101)  | 05.015      | T555         | 89,412,043     | 89,412,043                           | ---                         | ---                        |
| Healthy Families Trust Fund - Health Care<br>Treatment and Access Account Fund (0640)                        | 05.020      | T556         | 53,766,781     | 51,500,000                           | ---                         | 2,266,781                  |
| Healthy Families Trust Fund - Tobacco<br>Prevention, Education and Cessation<br>Account Fund (0643)          | 05.030      | T559         | 466,064        | 466,064                              | ---                         | ---                        |
| Healthy Families Trust Fund - Seniors<br>Catastrophic Prescription Drug Account<br>Fund (0665)               | 05.035      | T560         | 20,400,000     | ---                                  | ---                         | 20,400,000                 |
| Budget Reserve Fund (0100)   | 05.310      | T567         | 37,829,954     | 33,129,953                           | ---                         | 4,700,001                  |
| Budget Reserve Fund (0100)   | 05.315      | T568         | 8,834          | 8,833                                | ---                         | 1                          |
| Missouri Qualified Fuel Ethanol Producer<br>Incentive Fund (0571)  | 06.015      | T570         | 1,000,000      | 1,000,000                            | ---                         | ---                        |
| Office of Administration Revolving<br>Administrative Trust Fund (0505)                                       | 18.270      | T576         | 554,944        | 554,944                              | ---                         | ---                        |

|  |        |      |         |         |     |        |
|--|--------|------|---------|---------|-----|--------|
| General Revenue Fund (0101)  | 07.290 | T580 | 26,500  | 25,776  | --- | 724    |
| General Revenue Fund (0101)  | 07.290 | T581 | 119,200 | 55,416  | --- | 63,784 |
| General Revenue Fund (0101)  | 07.290 | T582 | 14,400  | 2,252   | --- | 12,148 |
| General Revenue Fund (0101)  | 07.290 | T583 | 11,900  | 11,373  | --- | 527    |
| General Revenue Fund (0101)  | 07.290 | T584 | 8,000   | 1,124   | --- | 6,876  |
| General Revenue Fund (0101)  | 07.290 | T585 | 8,200   | 6,814   | --- | 1,386  |
| General Revenue Fund (0101)  | 07.290 | T586 | 75,000  | 61,807  | --- | 13,193 |
| General Revenue Fund (0101)  | 07.290 | T587 | 15,000  | 6,947   | --- | 8,053  |
| General Revenue Fund (0101)  | 07.290 | T588 | 31,200  | 13,260  | --- | 17,940 |
| General Revenue Fund (0101)  | 07.290 | T589 | 1,200   | 61      | --- | 1,139  |
| General Revenue Fund (0101)  | 07.290 | T590 | 79,500  | 65,387  | --- | 14,113 |
| General Revenue Fund (0101)  | 07.290 | T591 | 9,100   | 657     | --- | 8,443  |
| General Revenue Fund (0101)  | 07.290 | T592 | 7,200   | 5,386   | --- | 1,814  |
| General Revenue Fund (0101)  | 07.290 | T593 | 190,000 | 134,204 | --- | 55,796 |
| General Revenue Fund (0101)  | 07.290 | T594 | 7,700   | 2,368   | --- | 5,332  |
| General Revenue Fund (0101)  | 07.290 | T595 | 1,200   | ---     | --- | 1,200  |
| General Revenue Fund (0101)  | 07.290 | T596 | 2,900   | ---     | --- | 2,900  |
| General Revenue Fund (0101)  | 07.290 | T597 | 2,200   | 581     | --- | 1,619  |
| General Revenue Fund (0101)  | 07.290 | T598 | 128,400 | 101,931 | --- | 26,469 |
| General Revenue Fund (0101)  | 07.290 | T599 | 11,100  | 8,041   | --- | 3,059  |
| General Revenue Fund (0101)  | 07.290 | T600 | 15,000  | 13,260  | --- | 1,740  |
| General Revenue Fund (0101)  | 07.290 | T601 | 126,000 | 104,942 | --- | 21,058 |
| General Revenue Fund (0101)  | 07.290 | T602 | 8,000   | 6,063   | --- | 1,937  |
| General Revenue Fund (0101)  | 07.290 | T603 | 26,000  | 21,157  | --- | 4,843  |
| General Revenue Fund (0101)  | 07.290 | T604 | 51,000  | 21,219  | --- | 29,781 |
| General Revenue Fund (0101)  | 07.290 | T605 | 5,000   | 2,684   | --- | 2,316  |
| General Revenue Fund (0101)  | 07.290 | T606 | 8,200   | 6,111   | --- | 2,089  |
| General Revenue Fund (0101)  | 07.290 | T607 | 101,000 | 82,604  | --- | 18,396 |
| General Revenue Fund (0101)  | 07.290 | T608 | 20,000  | 15,848  | --- | 4,152  |
| General Revenue Fund (0101)  | 07.290 | T609 | 2,500   | 1,004   | --- | 1,496  |
| General Revenue Fund (0101)  | 07.290 | T612 | 3,000   | 37      | --- | 2,963  |
| General Revenue Fund (0101)  | 07.290 | T613 | 5,200   | 5,034   | --- | 166    |
| Professional Registration Fees Fund (0689)                             | 07.300 | T614 | 3,035   | 2,979   | --- | 56     |
| Professional Registration Fees Fund (0689)                             | 07.300 | T615 | 133,103 | 119,217 | --- | 13,886 |
| Office of Administration Revolving<br>Administrative Trust Fund (0505) | 18.270 | T619 | 11,876  | ---     | --- | 11,876 |
| Office of Administration Revolving<br>Administrative Trust Fund (0505) | 18.270 | T620 | 475     | ---     | --- | 475    |
| Office of Administration Revolving<br>Administrative Trust Fund (0505) | 18.270 | T621 | 712     | ---     | --- | 712    |
| Office of Administration Revolving<br>Administrative Trust Fund (0505) | 18.270 | T622 | 35,628  | ---     | --- | 35,628 |
| Office of Administration Revolving<br>Administrative Trust Fund (0505) | 18.270 | T623 | 9,500   | ---     | --- | 9,500  |
| Office of Administration Revolving<br>Administrative Trust Fund (0505) | 18.270 | T624 | 2,375   | ---     | --- | 2,375  |

**STATE OF MISSOURI  
SUMMARY OF APPROPRIATION ACTIVITY  
SPECIAL REVENUE FUNDS  
FOR THE APPROPRIATION YEAR 2003**

|  | H.B.<br>No. | Appr.<br>No. | Appropriations | Expenditures<br>and<br>Transfers Out | Reappropriations<br>to 2004 | Lapse of<br>Appropriations |
|--|-------------|--------------|----------------|--------------------------------------|-----------------------------|----------------------------|
| Office of Administration Revolving<br>Administrative Trust Fund (0505) | 18.270      | T625         | 95,008         | ---                                  | ---                         | 95,008                     |
| Office of Administration Revolving<br>Administrative Trust Fund (0505) | 18.270      | T626         | 59,380         | ---                                  | ---                         | 59,380                     |
| Missouri Senior Rx Fund (0734)   | 10.830      | T631         | 65,879,367     | 10,150,932                           | ---                         | 55,728,435                 |
| State Highways and Transportation<br>Department Fund (0644)            | 04.177      | T632         | 531,804,903    | 531,804,548                          | ---                         | 355                        |
| Legal Services for Low-Income People<br>Fund (0735)                    | 11.015      | T633         | 1,010,830      | ---                                  | ---                         | 1,010,830                  |
| Missouri College Guarantee Fund (0858)                                 | 03.060      | T641         | 2,750,000      | 2,750,000                            | ---                         | ---                        |
| General Revenue Fund (0101)  | 05.040      | T654         | 2,349          | 2,349                                | ---                         | ---                        |
| General Revenue Fund (0101)  | 05.040      | T655         | 3,387          | 1,304                                | ---                         | 2,083                      |
| General Revenue Fund (0101)  | 05.040      | T664         | 25             | 25                                   | ---                         | ---                        |
| General Revenue Fund (0101)  | 05.040      | T665         | 651            | 623                                  | ---                         | 28                         |
| General Revenue Fund (0101)  | 05.040      | T666         | 769            | 769                                  | ---                         | ---                        |
| General Revenue Fund (0101)  | 05.040      | T667         | 813            | ---                                  | ---                         | 813                        |
| General Revenue Fund (0101)  | 05.040      | T668         | 125            | 125                                  | ---                         | ---                        |
| General Revenue Fund (0101)  | 05.040      | T669         | 41,498         | 41,498                               | ---                         | ---                        |
| General Revenue Fund (0101)  | 05.040      | T670         | 23             | 23                                   | ---                         | ---                        |
| General Revenue Fund (0101)  | 05.040      | T671         | 204            | 197                                  | ---                         | 7                          |
| General Revenue Fund (0101)  | 05.040      | T672         | 530            | 530                                  | ---                         | ---                        |
| General Revenue Fund (0101)  | 05.040      | T673         | 2,179          | 2,179                                | ---                         | ---                        |
| General Revenue Fund (0101)  | 05.040      | T674         | 24,357         | 24,357                               | ---                         | ---                        |
| General Revenue Fund (0101)  | 05.040      | T675         | 817            | 786                                  | ---                         | 31                         |
| General Revenue Fund (0101)  | 05.040      | T676         | 610            | 610                                  | ---                         | ---                        |
| General Revenue Fund (0101)  | 05.040      | T677         | 148            | ---                                  | ---                         | 148                        |
| General Revenue Fund (0101)  | 05.040      | T678         | 21,734         | 21,734                               | ---                         | ---                        |
| General Revenue Fund (0101)  | 05.040      | T679         | 16,106         | 16,106                               | ---                         | ---                        |
| General Revenue Fund (0101)  | 05.040      | T680         | 3,198          | 3,198                                | ---                         | ---                        |
| General Revenue Fund (0101)  | 05.040      | T681         | 53,373         | 53,373                               | ---                         | ---                        |
| General Revenue Fund (0101)  | 05.040      | T682         | 34,582         | 34,582                               | ---                         | ---                        |
| General Revenue Fund (0101)  | 05.040      | T683         | 131            | ---                                  | ---                         | 131                        |
| General Revenue Fund (0101)  | 05.040      | T684         | 60,297         | 60,297                               | ---                         | ---                        |
| General Revenue Fund (0101)  | 05.040      | T685         | 322,921        | 139,286                              | ---                         | 183,635                    |
| General Revenue Fund (0101)  | 05.040      | T686         | 16,327         | 16,327                               | ---                         | ---                        |
| General Revenue Fund (0101)  | 05.040      | T687         | 2              | 2                                    | ---                         | ---                        |
| General Revenue Fund (0101)  | 05.040      | T688         | 722            | 722                                  | ---                         | ---                        |
| General Revenue Fund (0101)  | 05.040      | T689         | 4,720          | 4,720                                | ---                         | ---                        |

|                             |        |      |         |         |     |        |
|-----------------------------|--------|------|---------|---------|-----|--------|
| General Revenue Fund (0101) | 05.040 | T690 | 12,272  | 12,272  | --- | ---    |
| General Revenue Fund (0101) | 05.040 | T691 | 1,967   | 1,967   | --- | ---    |
| General Revenue Fund (0101) | 05.040 | T692 | 576,473 | 576,473 | --- | ---    |
| General Revenue Fund (0101) | 05.040 | T693 | 18,577  | 18,577  | --- | ---    |
| General Revenue Fund (0101) | 05.040 | T694 | 11,517  | 11,517  | --- | ---    |
| General Revenue Fund (0101) | 05.040 | T695 | 3,855   | 3,855   | --- | ---    |
| General Revenue Fund (0101) | 05.040 | T696 | 1,566   | 1,566   | --- | ---    |
| General Revenue Fund (0101) | 05.040 | T697 | 6,741   | 6,741   | --- | ---    |
| General Revenue Fund (0101) | 05.040 | T698 | 586     | 582     | --- | 4      |
| General Revenue Fund (0101) | 05.040 | T699 | 7,835   | 7,835   | --- | ---    |
| General Revenue Fund (0101) | 05.040 | T700 | 18,267  | 18,267  | --- | ---    |
| General Revenue Fund (0101) | 05.040 | T701 | 187     | 187     | --- | ---    |
| General Revenue Fund (0101) | 05.040 | T703 | 1,319   | 1,319   | --- | ---    |
| General Revenue Fund (0101) | 05.040 | T723 | 5,881   | 5,881   | --- | ---    |
| General Revenue Fund (0101) | 05.040 | T725 | 16,762  | 16,762  | --- | ---    |
| General Revenue Fund (0101) | 05.040 | T726 | 325     | 325     | --- | ---    |
| General Revenue Fund (0101) | 05.040 | T727 | 105,591 | 105,591 | --- | ---    |
| General Revenue Fund (0101) | 05.040 | T728 | 107,846 | 107,846 | --- | ---    |
| General Revenue Fund (0101) | 05.040 | T729 | 251     | 251     | --- | ---    |
| General Revenue Fund (0101) | 05.040 | T730 | 50,625  | 50,625  | --- | ---    |
| General Revenue Fund (0101) | 05.040 | T731 | 2,583   | 2,415   | --- | 168    |
| General Revenue Fund (0101) | 05.040 | T732 | 1,244   | 1,244   | --- | ---    |
| General Revenue Fund (0101) | 05.040 | T733 | 7,545   | 7,545   | --- | ---    |
| General Revenue Fund (0101) | 05.040 | T734 | 148,679 | 148,679 | --- | ---    |
| General Revenue Fund (0101) | 05.040 | T735 | 1,590   | 1,590   | --- | ---    |
| General Revenue Fund (0101) | 05.040 | T736 | 24,471  | 12,972  | --- | 11,499 |
| General Revenue Fund (0101) | 05.040 | T737 | 101,632 | 46,184  | --- | 55,448 |
| General Revenue Fund (0101) | 05.040 | T738 | 15,172  | 15,172  | --- | ---    |
| General Revenue Fund (0101) | 05.040 | T739 | 97      | 97      | --- | ---    |
| General Revenue Fund (0101) | 05.040 | T740 | 2,370   | 2,267   | --- | 103    |
| General Revenue Fund (0101) | 05.040 | T741 | 1,487   | 1,487   | --- | ---    |
| General Revenue Fund (0101) | 05.040 | T742 | 279     | 263     | --- | 16     |
| General Revenue Fund (0101) | 05.040 | T743 | 27,125  | 27,125  | --- | ---    |
| General Revenue Fund (0101) | 05.040 | T744 | 387     | 387     | --- | ---    |
| General Revenue Fund (0101) | 05.040 | T745 | 4,430   | 4,126   | --- | 304    |
| General Revenue Fund (0101) | 05.040 | T746 | 160     | 160     | --- | ---    |
| General Revenue Fund (0101) | 05.040 | T747 | 7,776   | 7,776   | --- | ---    |
| General Revenue Fund (0101) | 05.040 | T748 | 4,024   | 4,024   | --- | ---    |
| General Revenue Fund (0101) | 05.040 | T750 | 4,651   | 4,651   | --- | ---    |
| General Revenue Fund (0101) | 05.040 | T751 | 9,476   | 9,476   | --- | ---    |
| General Revenue Fund (0101) | 05.040 | T752 | 14,902  | 9,314   | --- | 5,588  |
| General Revenue Fund (0101) | 05.040 | T753 | 41      | 41      | --- | ---    |
| General Revenue Fund (0101) | 05.040 | T754 | 2,395   | 2,395   | --- | ---    |
| General Revenue Fund (0101) | 05.040 | T755 | 27,245  | 27,245  | --- | ---    |

**STATE OF MISSOURI  
SUMMARY OF APPROPRIATION ACTIVITY  
SPECIAL REVENUE FUNDS  
FOR THE APPROPRIATION YEAR 2003**

|                             | H.B.<br>No. | Appr.<br>No. | Appropriations | Expenditures<br>and<br>Transfers Out | Reappropriations<br>to 2004 | Lapse of<br>Appropriations |
|-----------------------------|-------------|--------------|----------------|--------------------------------------|-----------------------------|----------------------------|
| General Revenue Fund (0101) | 05.040      | T756         | 128,119        | 128,119                              | ---                         | ---                        |
| General Revenue Fund (0101) | 05.040      | T757         | 484            | 484                                  | ---                         | ---                        |
| General Revenue Fund (0101) | 05.040      | T758         | 124            | 124                                  | ---                         | ---                        |
| General Revenue Fund (0101) | 05.040      | T759         | 54,828         | 54,828                               | ---                         | ---                        |
| General Revenue Fund (0101) | 05.040      | T760         | 9              | 9                                    | ---                         | ---                        |
| General Revenue Fund (0101) | 05.040      | T762         | 39             | 39                                   | ---                         | ---                        |
| General Revenue Fund (0101) | 05.040      | T763         | 247,942        | 247,942                              | ---                         | ---                        |
| General Revenue Fund (0101) | 05.040      | T764         | 35             | 35                                   | ---                         | ---                        |
| General Revenue Fund (0101) | 05.040      | T766         | 86,891         | 86,891                               | ---                         | ---                        |
| General Revenue Fund (0101) | 05.040      | T767         | 1,018          | 1,018                                | ---                         | ---                        |
| General Revenue Fund (0101) | 05.040      | T768         | 51             | 51                                   | ---                         | ---                        |
| General Revenue Fund (0101) | 05.040      | T769         | 2,513,684      | 2,513,684                            | ---                         | ---                        |
| General Revenue Fund (0101) | 05.040      | T770         | 8,595          | 8,350                                | ---                         | 245                        |
| General Revenue Fund (0101) | 05.040      | T771         | 1,667          | 1,581                                | ---                         | 86                         |
| General Revenue Fund (0101) | 05.040      | T772         | 203            | 184                                  | ---                         | 19                         |
| General Revenue Fund (0101) | 05.040      | T773         | 4,494          | 4,382                                | ---                         | 112                        |
| General Revenue Fund (0101) | 05.040      | T774         | 22,752         | 22,752                               | ---                         | ---                        |
| General Revenue Fund (0101) | 05.040      | T775         | 8,716          | 8,157                                | ---                         | 559                        |
| General Revenue Fund (0101) | 05.040      | T776         | 2,437          | 2,236                                | ---                         | 201                        |
| General Revenue Fund (0101) | 05.040      | T777         | 52,705         | 51,356                               | ---                         | 1,349                      |
| General Revenue Fund (0101) | 05.040      | T778         | 66,171         | 64,179                               | ---                         | 1,992                      |
| General Revenue Fund (0101) | 05.040      | T779         | 1,102          | 1,064                                | ---                         | 38                         |
| General Revenue Fund (0101) | 05.040      | T780         | 21,185         | 20,659                               | ---                         | 526                        |
| General Revenue Fund (0101) | 05.040      | T781         | 29,285         | 28,565                               | ---                         | 720                        |
| General Revenue Fund (0101) | 05.040      | T782         | 3,419          | 3,220                                | ---                         | 199                        |
| General Revenue Fund (0101) | 05.040      | T783         | 15,511         | 14,849                               | ---                         | 662                        |
| General Revenue Fund (0101) | 05.040      | T784         | 741            | 741                                  | ---                         | ---                        |
| General Revenue Fund (0101) | 05.040      | T785         | 34,345         | 34,345                               | ---                         | ---                        |
| General Revenue Fund (0101) | 05.040      | T786         | 2,867          | 2,867                                | ---                         | ---                        |
| General Revenue Fund (0101) | 05.040      | T787         | 13             | 13                                   | ---                         | ---                        |
| General Revenue Fund (0101) | 05.040      | T788         | 181,213        | 181,213                              | ---                         | ---                        |
| General Revenue Fund (0101) | 05.040      | T789         | 396,522        | 377,701                              | ---                         | 18,821                     |
| General Revenue Fund (0101) | 05.040      | T790         | 13,758         | 13,758                               | ---                         | ---                        |
| General Revenue Fund (0101) | 05.040      | T791         | 10,713         | 10,713                               | ---                         | ---                        |
| General Revenue Fund (0101) | 05.040      | T792         | 9,838          | 9,838                                | ---                         | ---                        |
| General Revenue Fund (0101) | 05.040      | T793         | 43,468         | 27,731                               | ---                         | 15,737                     |
| General Revenue Fund (0101) | 05.040      | T794         | 4,626          | ---                                  | ---                         | 4,626                      |
| General Revenue Fund (0101) | 05.040      | T796         | 35,794         | 35,794                               | ---                         | ---                        |
| General Revenue Fund (0101) | 05.040      | T797         | 27,291         | 27,291                               | ---                         | ---                        |

|                             |        |      |        |        |     |       |
|-----------------------------|--------|------|--------|--------|-----|-------|
| General Revenue Fund (0101) | 05.040 | T798 | 61,460 | 61,460 | --- | ---   |
| General Revenue Fund (0101) | 05.040 | T799 | 10,341 | 10,341 | --- | ---   |
| General Revenue Fund (0101) | 05.040 | T800 | 26,252 | 26,252 | --- | ---   |
| General Revenue Fund (0101) | 05.040 | T801 | 4,088  | 3,857  | --- | 231   |
| General Revenue Fund (0101) | 05.040 | T802 | 4,423  | 4,423  | --- | ---   |
| General Revenue Fund (0101) | 05.040 | T803 | 43,463 | 43,463 | --- | ---   |
| General Revenue Fund (0101) | 05.040 | T804 | 10,948 | 10,665 | --- | 283   |
| General Revenue Fund (0101) | 05.040 | T805 | 16,965 | 16,497 | --- | 468   |
| General Revenue Fund (0101) | 05.040 | T806 | 47,938 | 47,938 | --- | ---   |
| General Revenue Fund (0101) | 05.040 | T807 | 2,952  | 2,952  | --- | ---   |
| General Revenue Fund (0101) | 05.040 | T808 | 54,023 | 54,023 | --- | ---   |
| General Revenue Fund (0101) | 05.040 | T809 | 7,232  | 7,232  | --- | ---   |
| General Revenue Fund (0101) | 05.040 | T810 | 1,754  | 1,754  | --- | ---   |
| General Revenue Fund (0101) | 05.040 | T813 | 37,946 | 37,946 | --- | ---   |
| General Revenue Fund (0101) | 05.040 | T814 | 7,889  | 7,889  | --- | ---   |
| General Revenue Fund (0101) | 05.040 | T816 | 1,218  | 1,183  | --- | 35    |
| General Revenue Fund (0101) | 05.040 | T817 | 31,339 | 31,339 | --- | ---   |
| General Revenue Fund (0101) | 05.040 | T818 | 55,864 | 55,864 | --- | ---   |
| General Revenue Fund (0101) | 05.040 | T819 | 672    | 672    | --- | ---   |
| General Revenue Fund (0101) | 05.040 | T821 | 4,316  | 3,237  | --- | 1,079 |
| General Revenue Fund (0101) | 05.040 | T823 | 226    | 221    | --- | 5     |
| General Revenue Fund (0101) | 05.040 | T824 | 3,315  | 3,315  | --- | ---   |
| General Revenue Fund (0101) | 05.040 | T825 | 4,023  | 4,023  | --- | ---   |
| General Revenue Fund (0101) | 05.040 | T826 | 854    | 854    | --- | ---   |
| General Revenue Fund (0101) | 05.040 | T827 | 1,063  | 1,063  | --- | ---   |
| General Revenue Fund (0101) | 05.040 | T828 | 211    | 211    | --- | ---   |
| General Revenue Fund (0101) | 05.040 | T829 | 1,436  | 1,436  | --- | ---   |
| General Revenue Fund (0101) | 05.040 | T830 | 117    | 117    | --- | ---   |
| General Revenue Fund (0101) | 05.040 | T831 | 1,624  | 1,570  | --- | 54    |
| General Revenue Fund (0101) | 05.040 | T832 | 225    | 225    | --- | ---   |
| General Revenue Fund (0101) | 05.040 | T833 | 49     | 49     | --- | ---   |
| General Revenue Fund (0101) | 05.040 | T834 | 116    | 116    | --- | ---   |
| General Revenue Fund (0101) | 05.040 | T835 | 60,623 | 60,623 | --- | ---   |
| General Revenue Fund (0101) | 05.040 | T836 | 55,558 | 55,558 | --- | ---   |
| General Revenue Fund (0101) | 05.040 | T837 | 5,528  | 5,528  | --- | ---   |
| General Revenue Fund (0101) | 05.040 | T838 | 12,810 | 12,810 | --- | ---   |
| General Revenue Fund (0101) | 05.040 | T839 | 863    | 863    | --- | ---   |
| General Revenue Fund (0101) | 05.040 | T840 | 2,739  | 2,680  | --- | 59    |
| General Revenue Fund (0101) | 05.040 | T841 | 17,058 | 17,058 | --- | ---   |
| General Revenue Fund (0101) | 05.040 | T842 | 972    | 972    | --- | ---   |
| General Revenue Fund (0101) | 05.040 | T843 | 4      | ---    | --- | 4     |
| General Revenue Fund (0101) | 05.040 | T844 | 1,292  | 1,292  | --- | ---   |
| General Revenue Fund (0101) | 05.040 | T845 | 552    | 552    | --- | ---   |
| General Revenue Fund (0101) | 05.040 | T846 | 97     | 97     | --- | ---   |
| General Revenue Fund (0101) | 05.040 | T847 | 14,538 | 14,538 | --- | ---   |
| General Revenue Fund (0101) | 05.040 | T848 | 579    | 579    | --- | ---   |
| General Revenue Fund (0101) | 05.040 | T849 | 32,851 | 32,851 | --- | ---   |



**STATE OF MISSOURI  
SUMMARY OF APPROPRIATION ACTIVITY  
SPECIAL REVENUE FUNDS  
FOR THE APPROPRIATION YEAR 2003**

|   | H.B.<br>No. | Appr.<br>No. | Appropriations          | Expenditures<br>and<br>Transfers Out | Reappropriations<br>to 2004 | Lapse of<br>Appropriations |
|---|-------------|--------------|-------------------------|--------------------------------------|-----------------------------|----------------------------|
| General Revenue Fund (0101)   | 05.040      | T850         | 114,648                 | 114,648                              | ---                         | ---                        |
| General Revenue Fund (0101)   | 05.040      | T854         | 124                     | 124                                  | ---                         | ---                        |
| General Revenue Fund (0101)   | 05.040      | T855         | 27                      | 27                                   | ---                         | ---                        |
| General Revenue Fund (0101)   | 05.040      | T856         | 1,856                   | 1,856                                | ---                         | ---                        |
| General Revenue Fund (0101)   | 05.040      | T857         | 2,636                   | 2,636                                | ---                         | ---                        |
| General Revenue Fund (0101)   | 05.040      | T858         | 2,178                   | ---                                  | ---                         | 2,178                      |
| General Revenue Fund (0101)   | 05.040      | T859         | 62                      | 62                                   | ---                         | ---                        |
| General Revenue Fund (0101)   | 05.040      | T860         | 29                      | ---                                  | ---                         | 29                         |
| General Revenue Fund (0101)   | 05.040      | T861         | 5,156                   | 5,156                                | ---                         | ---                        |
| General Revenue Fund (0101)   | 05.040      | T862         | 66                      | 66                                   | ---                         | ---                        |
| General Revenue Fund (0101)   | 05.040      | T863         | 701                     | 701                                  | ---                         | ---                        |
| General Revenue Fund (0101)   | 05.040      | T864         | 1,289                   | 1,289                                | ---                         | ---                        |
| General Revenue Fund (0101)   | 05.040      | T865         | 29,366                  | 29,366                               | ---                         | ---                        |
| General Revenue Fund (0101)   | 05.040      | T866         | 3,357                   | 3,357                                | ---                         | ---                        |
| General Revenue Fund (0101)   | 05.040      | T868         | 7,668                   | 7,668                                | ---                         | ---                        |
| General Revenue Fund (0101)   | 05.040      | T870         | 5,308                   | 5,308                                | ---                         | ---                        |
| General Revenue Fund (0101)   | 05.040      | T871         | 477                     | 477                                  | ---                         | ---                        |
| General Revenue Fund (0101)   | 05.040      | T872         | 71,548                  | 71,548                               | ---                         | ---                        |
| General Revenue Fund (0101)   | 05.040      | T873         | 3,447                   | 3,447                                | ---                         | ---                        |
| General Revenue Fund (0101)   | 05.040      | T874         | 2,700                   | 487                                  | ---                         | 2,213                      |
| General Revenue Fund (0101)   | 05.040      | T875         | 23,156                  | 23,156                               | ---                         | ---                        |
| General Revenue Fund (0101)   | 05.040      | T876         | 487                     | 487                                  | ---                         | ---                        |
| General Revenue Fund (0101)   | 05.040      | T877         | 31                      | 31                                   | ---                         | ---                        |
| General Revenue Fund (0101)   | 05.040      | T878         | 43,377                  | 43,377                               | ---                         | ---                        |
| Various Debt Service Funds  | 01.036      | T883         | 19,040,165              | ---                                  | ---                         | 19,040,165                 |
| General Revenue Fund (0101)   | 07.058      | T887         | 2,000,000               | 2,000,000                            | ---                         | ---                        |
| General Revenue Fund (0101)   | 06.397      | T888         | 500,000                 | 500,000                              | ---                         | ---                        |
| General Revenue Fund (0101)   | 05.017      | T897         | 13,200,000              | 13,200,000                           | ---                         | ---                        |
| State School Money Fund (0616)  | 02.331      | T898         | 41,710,000              | ---                                  | ---                         | 41,710,000                 |
| State School Money Fund (0616)  | 02.332      | T899         | 126,517,000             | 126,517,000                          | ---                         | ---                        |
| Social Security Contributions Fund (0702)   | 05.115      | T900         | 5,468,000               | 4,875,291                            | ---                         | 592,709                    |
| Missouri State Employees' Deferred<br>Compensation Incentive Plan<br>Administration Fund (0706) | 05.150      | T901         | 557,000                 | 426,846                              | ---                         | 130,154                    |
| Subtotals   |             |              | <u>1,720,679,433</u>    | <u>1,535,568,881</u>                 | <u>---</u>                  | <u>185,110,552</u>         |
| Totals  |             |              | <u>\$ 7,601,185,252</u> | <u>\$ 6,545,580,251</u>              | <u>\$ 421,913,072</u>       | <u>\$ 633,691,929</u>      |

**STATE OF MISSOURI  
SUMMARY OF APPROPRIATION ACTIVITY  
DEBT SERVICE FUNDS  
FOR THE APPROPRIATION YEAR 2003**

| <b><u>OFFICE OF ADMINISTRATION</u></b>  | <b><u>H.B.<br/>No.</u></b> | <b><u>Appr.<br/>No.</u></b> | <b><u>Appropriations</u></b> | <b><u>Expenditures<br/>and<br/>Transfers Out</u></b> | <b><u>Reappropriations<br/>to 2004</u></b> | <b><u>Lapse of<br/>Appropriations</u></b> |
|---|----------------------------|-----------------------------|------------------------------|--|--|---|
| <b><u>Board of Fund Commissioners</u></b>   |                            |                             |                              |  |  |   |
| Water Pollution Control Bond and Interest -<br>Series B 2002 Fund (0200)<br>STATE WPC BONDS             | 01.040                     | 6162                        | \$ 3,236,364                 | \$ 3,236,363   | \$ ---                                     | \$ 1                                      |
| Third State Building Bond Interest and Sinking -<br>Series A 2002 Fund (0201)<br>3RD STATE BLDG BONDS   | 01.060                     | 6163                        | 4,593,889                    | 4,593,889  | ---  | ---                                       |
| Fourth State Building Bond and Interest -<br>Series A 2002 Fund (0202)<br>4TH STATE BUILDING BONDS      | 01.030                     | 6164                        | 7,424,629                    | 3,352,016  | ---  | 4,072,613                                 |
| Water Pollution Control Bond and Interest -<br>Series B 1992 Fund (0225)<br>STATE WPC BONDS             | 01.040                     | 1132                        | 4,816,558                    | 940,904  | ---  | 3,875,654                                 |
| Water Pollution Control Bond and Interest -<br>Series A 1992 Fund (0226)<br>STATE WPC BONDS             | 01.040                     | 0942                        | 2,544,282                    | 778,324  | ---  | 1,765,958                                 |
| Water Pollution Control Bond and Interest -<br>Series A 1993 Fund (0228)<br>STATE WPC BONDS             | 01.040                     | 1324                        | 2,096,250                    | 629,985  | ---  | 1,466,265                                 |
| Water Pollution Control Bond and Interest -<br>Series B 1993 Fund (0229)<br>STATE WPC BONDS             | 01.040                     | 1578                        | 10,986,378                   | 4,321,377  | ---  | 6,665,001                                 |
| Water Pollution Control Bond and Interest -<br>Series A 2002 Fund (0231)<br>STATE WPC BONDS             | 01.040                     | 5198                        | 1,050,000                    | 641,009  | ---  | 408,991                                   |
| Third State Building Bond Interest and Sinking -<br>Series A&B 1991 Fund (0232)<br>3RD STATE BLDG BONDS | 01.060                     | 0445                        | 6,820,283                    | ---  | ---  | 6,820,283                                 |
| Third State Building Bond Interest and Sinking -<br>Series A 1992 Fund (0233)<br>3RD STATE BLDG BONDS   | 01.060                     | 1137                        | 27,580,420                   | 5,112,710  | ---  | 22,467,710                                |
| Third State Building Bond Interest and Sinking -<br>Series A 1993 Fund (0234)<br>3RD STATE BLDG BONDS   | 01.060                     | 1579                        | 11,717,241                   | 4,771,130  | ---  | 6,946,111                                 |
| Water Pollution Control Bond and Interest -<br>Series A 1995 Fund (0235)<br>STATE WPC BONDS             | 01.040                     | 0121                        | 2,287,184                    | 1,668,442  | ---  | 618,742                                   |

|   |        |      |                    |                   |            |                   |  |
|---|--------|------|--------------------|-------------------|------------|-------------------|--|
| Water Pollution Control Bond and Interest - Series A 1996 Fund (0236) |        |      |                    |                   |            |                   |  |
| STATE WPC BONDS   | 01.040 | 2465 | 2,650,060          | 1,003,961         | ---        | 1,646,099         |  |
| Water Pollution Control Bond and Interest - Series A 1998 Fund (0237) |        |      |                    |                   |            |                   |  |
| STATE WPC BONDS   | 01.040 | 3501 | 2,473,207          | 2,473,206         | ---        | 1                 |  |
| Water Pollution Control Bond and Interest - Series A 1999 Fund (0238) |        |      |                    |                   |            |                   |  |
| STATE WPC BONDS   | 01.040 | 1931 | 1,500,742          | 1,020,741         | ---        | 480,001           |  |
| Stormwater Control Bond and Interest - Series A 2002 Fund (0239)      |        |      |                    |                   |            |                   |  |
| STORMWATER CNTRL BONDS  | 01.050 | 5199 | 525,000            | 320,519           | ---        | 204,481           |  |
| Fourth State Building Bond and Interest - Series A 1995 Fund (0240)   |        |      |                    |                   |            |                   |  |
| 4TH STATE BUILDING BONDS  | 01.030 | 0104 | 4,165,760          | 4,165,760         | ---        | ---               |  |
| Fourth State Building Bond and Interest - Series A 1996 Fund (0241)   |        |      |                    |                   |            |                   |  |
| 4TH STATE BUILDING BONDS  | 01.030 | 3351 | 3,585,894          | 3,585,894         | ---        | ---               |  |
| Fourth State Building Bond and Interest - Series A 1998 Fund (0242)   |        |      |                    |                   |            |                   |  |
| 4TH STATE BUILDING BONDS  | 01.030 | 3500 | 3,532,725          | 3,532,725         | ---        | ---               |  |
| Stormwater Control Bond and Interest - Series A 1999 Fund (0243)      |        |      |                    |                   |            |                   |  |
| STORMWATER CNTRL BONDS  | 01.050 | 0007 | 1,500,742          | 1,020,741         | ---        | 480,001           |  |
| Water Pollution Control Bond and Interest - Series A 2001 Fund (0244) |        |      |                    |                   |            |                   |  |
| STATE WPC BONDS   | 01.040 | 3018 | 1,443,963          | 1,443,962         | ---        | 1                 |  |
| Stormwater Control Bond and Interest - Series A 2001 Fund (0245)      |        |      |                    |                   |            |                   |  |
| STORMWATER CNTRL BONDS  | 01.050 | 3019 | 724,420            | 724,420           | ---        | ---               |  |
| Subtotals   |        |      | <u>107,255,991</u> | <u>49,338,078</u> | <u>---</u> | <u>57,917,913</u> |  |

**Appropriated Transfers Out To:**

|                             |        |      |       |       |     |     |
|-----------------------------|--------|------|-------|-------|-----|-----|
| General Revenue Fund (0101) | 04.037 | T058 | 234   | 234   | --- | --- |
| General Revenue Fund (0101) | 04.037 | T059 | 286   | 286   | --- | --- |
| General Revenue Fund (0101) | 04.037 | T060 | 193   | 193   | --- | --- |
| General Revenue Fund (0101) | 04.037 | T061 | 99    | 99    | --- | --- |
| General Revenue Fund (0101) | 04.037 | T062 | 382   | 382   | --- | --- |
| General Revenue Fund (0101) | 04.037 | T063 | 482   | 482   | --- | --- |
| General Revenue Fund (0101) | 04.037 | T064 | 1,286 | 1,286 | --- | --- |
| General Revenue Fund (0101) | 04.037 | T065 | 718   | 718   | --- | --- |
| General Revenue Fund (0101) | 04.037 | T066 | 108   | 108   | --- | --- |
| General Revenue Fund (0101) | 04.037 | T067 | 127   | 127   | --- | --- |
| General Revenue Fund (0101) | 04.037 | T068 | 269   | 269   | --- | --- |
| General Revenue Fund (0101) | 04.037 | T069 | 455   | 455   | --- | --- |

**STATE OF MISSOURI  
SUMMARY OF APPROPRIATION ACTIVITY  
DEBT SERVICE FUNDS  
FOR THE APPROPRIATION YEAR 2003**

|   | H.B.<br>No. | Appr.<br>No. | Appropriations        | Expenditures<br>and<br>Transfers Out | Reappropriations<br>to 2004 | Lapse of<br>Appropriations |
|---|-------------|--------------|-----------------------|--------------------------------------|-----------------------------|----------------------------|
| General Revenue Fund (0101)   | 04.037      | T488         | 45                    | ---                                  | ---                         | 45                         |
| General Revenue Fund (0101)   | 04.037      | T501         | 65                    | 65                                   | ---                         | ---                        |
| General Revenue Fund (0101)   | 05.330      | T542         | 45                    | 45                                   | ---                         | ---                        |
| Water Pollution Control Bond and Interest -<br>Series B 2002 Fund (0200)      | 05.330      | T542         | 11,121,176            | 11,121,175                           | ---                         | 1                          |
| Third State Building Bond Interest and Sinking -<br>Series A 2002 Fund (0201) | 05.330      | T542         | 35,242,309            | 35,242,308                           | ---                         | 1                          |
| Subtotals   |             |              | <u>46,368,279</u>     | <u>46,368,232</u>                    | <u>---</u>                  | <u>47</u>                  |
| Totals  |             |              | <u>\$ 153,624,270</u> | <u>\$ 95,706,310</u>                 | <u>\$ ---</u>               | <u>\$ 57,917,960</u>       |

**STATE OF MISSOURI  
SUMMARY OF APPROPRIATION ACTIVITY  
CAPITAL PROJECTS FUNDS  
FOR THE APPROPRIATION YEAR 2003**

|   | H.B.<br>No. | Appr.<br>No. | Appropriations | Expenditures<br>and<br>Transfers Out | Reappropriations<br>to 2004 | Lapse of<br>Appropriations |
|---|-------------|--------------|----------------|--------------------------------------|-----------------------------|----------------------------|
| <b><u>OFFICE OF ADMINISTRATION</u></b>                          |             |              |                |                                      |                             |                            |
| <b><u>Board of Fund Commissioners</u></b>                       |             |              |                |                                      |                             |                            |
| Water Pollution Control - Series A 2002 (SRF) - 37E Fund (0300) |             |              |                |                                      |                             |                            |
| BOND ISSUANCE COSTS   | 01.065      | 3022         | \$ 150,000     | \$ 31,100                            | \$ ---                      | \$ 118,900                 |
| Stormwater - Series A 2002 - 37H Fund (0302)                    |             |              |                |                                      |                             |                            |
| BOND ISSUANCE COSTS   | 01.065      | 3024         | 150,000        | 15,551                               | ---                         | 134,449                    |
| <b><u>DEPARTMENT OF HIGHER EDUCATION</u></b>                    |             |              |                |                                      |                             |                            |
| <b><u>State Colleges and Universities</u></b>                   |             |              |                |                                      |                             |                            |
| Fourth State Building - Series A 1998 Fund (0382)               |             |              |                |                                      |                             |                            |
| NEW GEN CLASSROOM BLDG  | 16.056      | 4606         | 19,855         | 7,701                                | ---                         | 12,154                     |
| <b><u>DEPARTMENT OF TRANSPORTATION</u></b>                      |             |              |                |                                      |                             |                            |
| State Road Fund (0320)  |             |              |                |                                      |                             |                            |
| SERVICE OPERATIONS E&E  | 04.220      | 0118         | 106,329,787    | 87,821,915                           | ---                         | 18,507,872                 |
| TRANSPORTATION ENHANCEMNT                                       | 04.210      | 1819         | 13,939,250     | 13,923,292                           | ---                         | 15,958                     |
| BOND PRINCIPAL & INTEREST                                       | 04.205      | 3550         | 44,991,107     | 43,976,457                           | ---                         | 1,014,650                  |
| MAINTENANCE E&E   | 04.215      | 4399         | 123,474,815    | 113,722,754                          | ---                         | 9,752,061                  |
| CONSTRUCTION E&E  | 04.205      | 4402         | 93,247,179     | 91,264,298                           | ---                         | 1,982,881                  |
| CONSTRUCTION  | 04.205      | 4403         | 902,187,408    | 878,002,217                          | ---                         | 24,185,191                 |
| MULTIMODAL OPS ADMIN E&E  | 04.225      | 8904         | 15,000         | 8,995                                | ---                         | 6,005                      |
| State Road Fund - Series A 2001 Fund (0322)                     |             |              |                |                                      |                             |                            |
| CONSTRUCTION  | 04.205      | 3152         | 1              | ---                                  | ---                         | 1                          |
| State Road Fund - Series A 2002 Fund (0323)                     |             |              |                |                                      |                             |                            |
| CONSTRUCTION  | 04.205      | 5300         | 255,000,000    | 206,976,301                          | ---                         | 48,023,699                 |
| <b><u>DEPARTMENT OF NATURAL RESOURCES</u></b>                   |             |              |                |                                      |                             |                            |
| <b><u>Division of Environmental Quality</u></b>                 |             |              |                |                                      |                             |                            |
| Water Pollution Control - Series A 1998 - 37C Fund (0355)       |             |              |                |                                      |                             |                            |
| WASTEWATER FACILITY GRANT                                       | 17.074      | 2553         | 3,000,000      | 250,000                              | 2,750,000                   | ---                        |
| CONST GRNTS WASTETRMT FAC                                       | 17.078      | 2983         | 21,499         | 21,499                               | ---                         | ---                        |
| CONST GRNTS WASTETRMT FAC                                       | 17.082      | 2987         | 176,019        | 175,305                              | 713                         | 1                          |
| CONST GRNTS WASTETRMT FAC                                       | 17.084      | 2988         | 2,120,000      | 1,100,724                            | 1,019,276                   | ---                        |

|   |        |      |            |           |            |     |
|---|--------|------|------------|-----------|------------|-----|
| WASTEWATER FACILITY GRANT                                 | 17.076 | 3268 | 2,930,134  | ---       | 2,930,134  | --- |
| CONST GRNTS WASTETRMT FAC                                 | 17.086 | 4277 | 2,981,269  | 859,870   | 2,121,398  | 1   |
| Water Pollution Control - Series A 1998 - 37E Fund (0356) |        |      |            |           |            |     |
| STORMWATER CONTROL GRANTS                                 | 17.130 | 1544 | 429,884    | 429,884   | ---        | --- |
| STORMWATER CONTROL GRANTS                                 | 17.132 | 1548 | 131,359    | 131,359   | ---        | --- |
| STORMWATER GRANTS   | 17.126 | 2559 | 522        | 521       | ---        | 1   |
| Stormwater Control - Series A 1999 - 37H Fund (0383)      |        |      |            |           |            |     |
| STORMWATER GRANTS   | 17.126 | 2558 | 14,442,813 | 3,478,964 | 10,963,848 | 1   |
| STORMWATER GRANTS   | 17.128 | 3281 | 18,119,807 | 1,679,282 | 16,440,524 | 1   |

**Water Protection and Soil Conservation**

|   |        |      |            |           |            |            |
|---|--------|------|------------|-----------|------------|------------|
| Water Pollution Control - Series A 1998 - 37C Fund (0355) |        |      |            |           |            |            |
| WASTEWATER FACILITY GRANT                                 | 06.335 | 1443 | 3,000,000  | ---       | 3,000,000  | ---        |
| CONST BRANTS WASTE TREATMENT                              | 17.080 | 2986 | 608,183    | ---       | 608,182    | 1          |
| WASTEWATER FACILITY GRANT                                 | 21.035 | 5614 | 2,211,714  | ---       | 2,211,714  | ---        |
| Water Pollution Control - Series A 1998 - 37E Fund (0356) |        |      |            |           |            |            |
| RURAL WATER&SEWER GRANTS                                  | 06.335 | 3487 | 498,550    | 498,550   | ---        | ---        |
| Stormwater Control - Series A 1999 - 37H Fund (0383)      |        |      |            |           |            |            |
| STORMWATER GRANTS   | 06.335 | 0809 | 20,000,000 | ---       | 5,750,000  | 14,250,000 |
| STORMWATER GRANTS   | 21.055 | 5618 | 14,060,037 | ---       | ---        | 14,060,037 |
| Water Pollution Control - Series A 1999 - 37G Fund (0384) |        |      |            |           |            |            |
| RURAL WATER&SEWER GRANTS                                  | 06.335 | 1469 | 3,046,278  | 3,046,278 | ---        | ---        |
| RURAL WATER&SEWER GRANTS                                  | 21.060 | 5735 | 2,487,519  | 2,487,518 | ---        | 1          |
| Water Pollution Control - Series A 2001 - 37E Fund (0385) |        |      |            |           |            |            |
| STORMWATER CONTROL GRANTS                                 | 17.130 | 6216 | 450,408    | ---       | 450,408    | ---        |
| STORMWATER CONTROL GRANTS                                 | 17.132 | 6217 | 868,641    | 224,252   | 644,388    | 1          |
| STORMWATER GRANTS   | 17.126 | 6219 | 640,027    | 15,408    | 624,618    | 1          |
| STORMWATER CONTROL GRANTS                                 | 17.134 | 6220 | 449,974    | ---       | 449,974    | ---        |
| Water Pollution Control - Series A 2001 - 37G Fund (0386) |        |      |            |           |            |            |
| RURAL WATER&SEWER GRANTS                                  | 21.060 | 6221 | 11,680,335 | 2,063,434 | 9,616,900  | 1          |
| RURAL WATER&SEWER GRANTS                                  | 06.335 | 6223 | 17,115,172 | 154,537   | 16,960,635 | ---        |

**DEPARTMENT OF PUBLIC SAFETY**

|  |        |      |         |        |         |     |
|--|--------|------|---------|--------|---------|-----|
| Veterans' Commission Capital Improvement Trust Fund (0304) |        |      |         |        |         |     |
| STATEWIDE MTN REPAIR                                       | 16.106 | 0293 | 68,527  | 27,208 | 41,318  | 1   |
| DC STATEWIDE M&R   | 18.050 | 4690 | 500,000 | ---    | 500,000 | --- |

**STATE OF MISSOURI  
SUMMARY OF APPROPRIATION ACTIVITY  
CAPITAL PROJECTS FUNDS  
FOR THE APPROPRIATION YEAR 2003**

|  | H.B.<br>No. | Appr.<br>No. | Appropriations | Expenditures<br>and<br>Transfers Out | Reappropriations<br>to 2004 | Lapse of<br>Appropriations |
|--|-------------|--------------|----------------|--------------------------------------|-----------------------------|----------------------------|
| <b><u>Adjutant General</u></b>                             |             |              |                |                                      |                             |                            |
| Veterans' Commission Capital Improvement Trust Fund (0304) |             |              |                |                                      |                             |                            |
| WWII VETS RECOGNITION E&E                                  | 21.130      | 5848         | 2,372,005      | 304,632                              | 156,071                     | 1,911,302                  |
| <b><u>Missouri Veterans' Commission</u></b>                |             |              |                |                                      |                             |                            |
| Veterans' Commission Capital Improvement Trust Fund (0304) |             |              |                |                                      |                             |                            |
| CONST 100 BED DEMENT UN                                    | 16.194      | 0411         | 3,258,174      | 1,984,063                            | 1,274,110                   | 1                          |
| CONST OUTPT CLIN STWIDE                                    | 16.198      | 0412         | 20,625         | 20,500                               | ---                         | 125                        |
| VET CEMETARY BLOOMFIELD                                    | 16.200      | 0414         | 208,029        | 48,005                               | 160,023                     | 1                          |
| CONSTR PROJTS MVH CGVH                                     | 16.202      | 0415         | 189,005        | 189,004                              | ---                         | 1                          |
| VETERANS HOMES PS  | 08.220      | 0639         | 23,400         | 19,765                               | ---                         | 3,635                      |
| VET CEMETARY JACKSONVILLE                                  | 16.200      | 1317         | 196,140        | 9,248                                | 186,892                     | ---                        |
| DES CONST CAMERON VH                                       | 16.186      | 1477         | 2,665          | 2,665                                | ---                         | ---                        |
| VC ST LOUIS DEMENTIA WING                                  | 16.196      | 3328         | 1,487,209      | 104,583                              | 1,382,625                   | 1                          |
| VC MT VERNON NEW HOME                                      | 16.196      | 3329         | 1,499,079      | 58,460                               | 1,440,619                   | ---                        |
| VC NEW CLINICS   | 16.196      | 3330         | 540,960        | 221,810                              | 319,150                     | ---                        |
| MTN MO V HOMES STWIDE                                      | 16.184      | 3780         | 29,736         | 27,840                               | ---                         | 1,896                      |
| IMPRV VET HOM STWIDE                                       | 16.188      | 3806         | 7,342,425      | 5,233,409                            | 2,109,015                   | 1                          |
| DES IMPRV VET CEMETARIES                                   | 16.190      | 3809         | 33,349         | 33,349                               | ---                         | ---                        |
| ADMIN & SERVICE PS   | 08.215      | 4481         | 724,980        | 713,436                              | ---                         | 11,544                     |
| ADMIN & SERVICE E&E  | 08.215      | 4482         | 676,250        | 441,627                              | 130,000                     | 104,623                    |
| VC ST LOUIS MVH ROOF                                       | 18.130      | 4740         | 71,156         | 71,156                               | ---                         | ---                        |
| VC SPFD CEMETERY EROSION                                   | 18.135      | 4741         | 98,657         | 73,520                               | ---                         | 25,137                     |
| VC HIGGINSVILLE CEMETERY                                   | 19.040      | 4888         | 321,705        | 321,705                              | ---                         | ---                        |
| VC SPRINGFIELD CEMETERY                                    | 19.040      | 4889         | 322,719        | 299,616                              | ---                         | 23,103                     |
| VC CAPE GIRARDEAU PATIO                                    | 19.045      | 4890         | 75,748         | 75,494                               | ---                         | 254                        |
| VETERANS SVS OFFICER PRGM                                  | 08.216      | 5052         | 750,000        | 573,137                              | ---                         | 176,863                    |
| ADMIN & SERVICE E&E  | 21.125      | 5625         | 1,582,645      | 1,291,348                            | ---                         | 291,297                    |
| <b><u>DEPARTMENT OF SOCIAL SERVICES</u></b>                |             |              |                |                                      |                             |                            |
| <b><u>Division of Youth Services</u></b>                   |             |              |                |                                      |                             |                            |
| Fourth State Building - Series A 1998 Fund (0382)          |             |              |                |                                      |                             |                            |
| CONSTRUCT YOUTH FACS                                       | 16.310      | 4592         | 4,173,175      | 152,597                              | ---                         | 4,020,578                  |
| IMPRV YOUTH FACILITIES                                     | 16.312      | 4599         | 807,124        | 37,405                               | ---                         | 769,719                    |

**DEPARTMENT OF CORRECTIONS**

**Division of Adult Institutions**

Fourth State Building - Series A 1998 Fund (0382)

|                           |        |      |           |         |           |         |
|---------------------------|--------|------|-----------|---------|-----------|---------|
| FUEL TANK REMED STWIDE    | 16.252 | 0429 | 1,012,469 | 93,619  | ---       | 918,850 |
| FIRESAFET IMPRV ENTERP    | 16.254 | 0431 | 3,382,647 | 911,727 | 2,470,920 | ---     |
| DES CONST TIPTON TRTM     | 16.256 | 0432 | 125,960   | ---     | ---       | 125,960 |
| DES INSTL EMER GEN STWIDE | 16.258 | 0433 | 356,299   | 66,206  | ---       | 290,093 |
| IMPRV GUARD HS CROSSRDS   | 16.260 | 0434 | 20,847    | ---     | ---       | 20,847  |
| CONST SALLYPORT MAIN ENTR | 16.262 | 0439 | 13,886    | 11,004  | ---       | 2,882   |
| CONST SALLYPORT MAIN ENTR | 16.264 | 0440 | 170,976   | 164,223 | ---       | 6,753   |
| H2O TOWER WELL SEC SYS    | 16.266 | 0442 | 285,872   | 97,631  | ---       | 188,241 |
| ERDCC BONNE TERRE CONSTR  | 16.268 | 3327 | 184,263   | 184,261 | ---       | 2       |
| NEW CORRECTIONAL FACS     | 16.226 | 4591 | 41,160    | 41,159  | ---       | 1       |

Subtotals

|               |               |            |             |
|---------------|---------------|------------|-------------|
| 1,693,944,412 | 1,466,273,378 | 86,713,455 | 140,957,579 |
|---------------|---------------|------------|-------------|

**Appropriated Transfers Out To:**

|   |        |      |            |           |            |           |
|---|--------|------|------------|-----------|------------|-----------|
| General Revenue Fund (0101)   | 04.037 | T102 | 1,865      | 1,865     | ---        | ---       |
| General Revenue Fund (0101)   | 04.037 | T103 | 15,821     | 15,821    | ---        | ---       |
| General Revenue Fund (0101)   | 04.037 | T104 | 484        | 484       | ---        | ---       |
| General Revenue Fund (0101)   | 04.037 | T105 | 1,039      | 1,039     | ---        | ---       |
| General Revenue Fund (0101)   | 04.037 | T108 | 2,768      | 2,768     | ---        | ---       |
| General Revenue Fund (0101)   | 05.450 | T285 | 460        | 459       | ---        | 1         |
| Social Security Contributions Fund (0702)   | 05.115 | T293 | 57,328     | 55,490    | ---        | 1,838     |
| State Retirement Contributions Fund (0701)  | 05.130 | T297 | 76,571     | 69,280    | ---        | 7,291     |
| Missouri State Employees' Deferred Compensation Incentive Plan Administration Fund (0706) | 05.150 | T300 | 5,000      | 4,975     | ---        | 25        |
| Missouri Consolidated Health Care Plan Benefit Fund (0765)                                | 05.170 | T304 | 106,564    | 106,562   | ---        | 2         |
| Water and Wastewater Loan Fund and/or Water and Wastewater Loan Revolving Fund (0602)     | 06.340 | T315 | 10,600,000 | ---       | 10,600,000 | ---       |
| Missouri Veterans' Homes Fund (0460)  | 08.335 | T405 | 6,575,000  | 6,275,000 | ---        | 300,000   |
| Water and Wastewater Loan Fund (0649)   | 17.092 | T448 | 9,953,640  | 2,789,145 | 7,164,495  | ---       |
| Water and Wastewater Loan Fund (0649)   | 17.094 | T449 | 10,600,000 | 4,875,193 | 5,724,807  | ---       |
| Water and Wastewater Loan Fund (0649)   | 17.096 | T450 | 10,557,128 | ---       | 10,557,128 | ---       |
| Water and Wastewater Loan Fund (0649)   | 17.098 | T451 | 10,600,000 | ---       | 10,600,000 | ---       |
| General Revenue Fund (0101)   | 17.023 | T455 | 2,500,000  | ---       | ---        | 2,500,000 |
| General Revenue Fund (0101)   | 05.395 | T468 | 273        | 272       | ---        | 1         |
| Water and Wastewater Loan Fund (0649)   | 17.088 | T505 | 10,600,000 | ---       | 10,600,000 | ---       |
| General Revenue Fund (0101)   | 05.325 | T541 | 12,471     | 12,471    | ---        | ---       |
| Water and Wastewater Loan Fund and/or Water and Wastewater Loan Revolving Fund (0602)     | 17.100 | T552 | 2,271,805  | 2,271,805 | ---        | ---       |



**STATE OF MISSOURI  
SUMMARY OF APPROPRIATION ACTIVITY  
CAPITAL PROJECTS FUNDS  
FOR THE APPROPRIATION YEAR 2003**

|   | <u>H.B.<br/>No.</u> | <u>Appr.<br/>No.</u> | <u>Appropriations</u>          | <u>Expenditures<br/>and<br/>Transfers Out</u> | <u>Reappropriations<br/>to 2004</u> | <u>Lapse of<br/>Appropriations</u> |
|---|---------------------|----------------------|--------------------------------|---|-------------------------------------|------------------------------------|
| Water and Wastewater Loan Fund and/or<br>Water and Wastewater Loan Revolving<br>Fund (0602) | 21.040              | T637                 | 3,183,659                      | 1,719,884                                     | 1,463,775                           | ---                                |
| General Revenue Fund (0101)   | 05.040              | T702                 | 74,793                         | 74,793  | ---                                 | ---                                |
| General Revenue Fund (0101)   | 14.010              | T937                 | <u>150,000,000</u>             | <u>150,000,000</u>                            | <u>---</u>                          | <u>---</u>                         |
| Subtotals   |                     |                      | <u>227,796,669</u>             | <u>168,277,306</u>                            | <u>56,710,205</u>                   | <u>2,809,158</u>                   |
| Totals  |                     |                      | <u><u>\$ 1,921,741,081</u></u> | <u><u>\$ 1,634,550,684</u></u>                | <u><u>\$ 143,423,660</u></u>        | <u><u>\$ 143,766,737</u></u>       |

**STATE OF MISSOURI  
SUMMARY OF APPROPRIATION ACTIVITY  
PERMANENT FUNDS  
FOR THE APPROPRIATION YEAR 2003**

|  | H.B.<br>No. | Appr.<br>No. | Appropriations       | Expenditures<br>and<br>Transfers Out | Reappropriations<br>to 2004 | Lapse of<br>Appropriations |
|--|-------------|--------------|----------------------|--------------------------------------|-----------------------------|----------------------------|
| <b><u>DEPARTMENT OF ELEMENTARY AND<br/>SECONDARY EDUCATION</u></b>       |             |              |                      |                                      |                             |                            |
| <b><u>Administration</u></b>   |             |              |                      |                                      |                             |                            |
| State Public School Fund (0817)  |             |              |                      |                                      |                             |                            |
| BOND INVESTMENTS   |             |              |                      |                                      |                             |                            |
|  | 02.010      | 0519         | \$ 37,402,000        | \$ 37,399,291                        | \$ ---                      | \$ 2,709                   |
| <b><u>DEPARTMENT OF HEALTH AND<br/>SENIOR SERVICES</u></b>               |             |              |                      |                                      |                             |                            |
| <b><u>Maternal Child and Family Health</u></b>                           |             |              |                      |                                      |                             |                            |
| Champ W. Smith and Mary C. Smith Memorial<br>Endowment Trust Fund (0873) |             |              |                      |                                      |                             |                            |
| CHILD W/SPECIAL NEEDS  |             |              |                      |                                      |                             |                            |
|  | 10.725      | 7727         | 35,000               | 35,000                               | ---                         | ---                        |
| <b><u>DEPARTMENT OF NATURAL RESOURCES</u></b>                            |             |              |                      |                                      |                             |                            |
| Confederate Memorial Park Fund (0812)                                    |             |              |                      |                                      |                             |                            |
| REFUND ACCOUNTS  |             |              |                      |                                      |                             |                            |
|  | 06.405      | 3546         | 165                  | ---                                  | ---                         | 165                        |
| Subtotals  |             |              | <u>37,437,165</u>    | <u>37,434,291</u>                    | <u>---</u>                  | <u>2,874</u>               |
| <b>Appropriated Transfers Out To:</b>                                    |             |              |                      |                                      |                             |                            |
| General Revenue Fund (0101)  |             |              |                      |                                      |                             |                            |
|  | 04.037      | T238         | 5                    | 5                                    | ---                         | ---                        |
| General Revenue Fund (0101)  |             |              |                      |                                      |                             |                            |
|  | 04.037      | T253         | 17                   | 17                                   | ---                         | ---                        |
| General Revenue Fund (0101)  |             |              |                      |                                      |                             |                            |
|  | 05.040      | T822         | 47                   | 47                                   | ---                         | ---                        |
| General Revenue Fund (0101)  |             |              |                      |                                      |                             |                            |
|  | 05.040      | T853         | 172                  | 172                                  | ---                         | ---                        |
| Subtotals  |             |              | <u>241</u>           | <u>241</u>                           | <u>---</u>                  | <u>---</u>                 |
| Totals   |             |              | <u>\$ 37,437,406</u> | <u>\$ 37,434,532</u>                 | <u>\$ ---</u>               | <u>\$ 2,874</u>            |

**STATE OF MISSOURI  
SUMMARY OF APPROPRIATION ACTIVITY  
ENTERPRISE FUNDS  
FOR THE APPROPRIATION YEAR 2003**

|   | H.B.<br>No. | Appr.<br>No. | Appropriations | Expenditures<br>and<br>Transfers Out | Reappropriations<br>to 2004 | Lapse of<br>Appropriations |
|---|-------------|--------------|----------------|--------------------------------------|-----------------------------|----------------------------|
| <b><u>EXECUTIVE</u></b>                                       |             |              |                |                                      |                             |                            |
| <b><u>Attorney General</u></b>                                |             |              |                |                                      |                             |                            |
| Petroleum Storage Tank Insurance Fund (0585)                  |             |              |                |                                      |                             |                            |
| ATTORNEY GENERAL PS   | 12.175      | 4203         | \$ 21,930      | \$ 21,930                            | \$ ---                      | \$ ---                     |
| Lottery Enterprise Fund (0657)                                |             |              |                |                                      |                             |                            |
| ATTORNEY GENERAL PS   | 12.175      | 3335         | 48,383         | 48,374                               | ---                         | 9                          |
| <b><u>OFFICE OF ADMINISTRATION</u></b>                        |             |              |                |                                      |                             |                            |
| <b><u>Commissioner's Office</u></b>                           |             |              |                |                                      |                             |                            |
| Federal Surplus Property Fund (0407)                          |             |              |                |                                      |                             |                            |
| COMMISSIONER'S OFFICE PS                                      | 05.005      | 5202         | 39,228         | 39,045                               | ---                         | 183                        |
| <b><u>Division of Accounting</u></b>                          |             |              |                |                                      |                             |                            |
| State Fair Fees Fund (0410)                                   |             |              |                |                                      |                             |                            |
| UNEMPLOYMENT BENEFITS   | 05.165      | 5991         | 20,000         | 7,915                                | ---                         | 12,085                     |
| State Park Earnings Fund (0415)                               |             |              |                |                                      |                             |                            |
| UNEMPLOYMENT BENEFITS   | 05.165      | 5992         | 20,000         | 8,666                                | ---                         | 11,334                     |
| Missouri Veterans' Homes Fund (0460)                          |             |              |                |                                      |                             |                            |
| UNEMPLOYMENT BENEFITS   | 05.165      | 5993         | 120,000        | 97,278                               | ---                         | 22,722                     |
| Petroleum Storage Tank Insurance Fund (0585)                  |             |              |                |                                      |                             |                            |
| UNEMPLOYMENT BENEFITS   | 05.165      | 6152         | 2,000          | 1,980                                | ---                         | 20                         |
| Lottery Enterprise Fund (0657)                                |             |              |                |                                      |                             |                            |
| UNEMPLOYMENT BENEFITS   | 05.165      | 6146         | 9,970          | 9,969                                | ---                         | 1                          |
| <b><u>Division of Facilities Management</u></b>               |             |              |                |                                      |                             |                            |
| Federal Surplus Property Fund (0407)                          |             |              |                |                                      |                             |                            |
| CONTINGENCY SHORTFALLS  | 13.130      | 3141         | 57,500         | ---                                  | ---                         | 57,500                     |
| <b><u>Division of Purchasing and Materials Management</u></b> |             |              |                |                                      |                             |                            |
| Federal Surplus Property Fund (0407)                          |             |              |                |                                      |                             |                            |
| FIXED PRICE VEHICLE PRGM                                      | 05.370      | 0825         | 800,000        | 680,712                              | ---                         | 119,288                    |
| SURPLUS PROPERTY PS   | 05.370      | 9347         | 675,742        | 557,527                              | ---                         | 118,215                    |
| SURPLUS PROPERTY E&E  | 05.370      | 9348         | 752,884        | 550,087                              | ---                         | 202,797                    |
| SURPLUS PROPERTY RECYCLE                                      | 05.375      | 9349         | 24,000         | 17,540                               | ---                         | 6,460                      |

**DEPARTMENT OF AGRICULTURE**

**Office of Director**

Single-Purpose Animal Facilities Loan Program

Fund (0408)

|                           |        |      |        |        |     |        |
|---------------------------|--------|------|--------|--------|-----|--------|
| DIRECTOR'S OFFICE E&E     | 06.005 | 1564 | 287    | 287    | --- | ---    |
| DIRECTOR'S OFFICE PS      | 06.005 | 1577 | 376    | 375    | --- | 1      |
| AG&SMALL BUS DEV AUTH PS  | 06.010 | 1790 | 58,282 | 58,041 | --- | 241    |
| AG&SMALL BUS DEV AUTH E&E | 06.010 | 1795 | 22,254 | 3,374  | --- | 18,880 |

Single-Purpose Animal Facilities Loan Guarantee

Fund (0409)

|                           |        |      |           |     |   |           |
|---------------------------|--------|------|-----------|-----|---|-----------|
| AGR LOAN GUARANTEE FUNDNG | 17.042 | 2385 | 2,000,000 | --- | 1 | 1,999,999 |
| AGR LOAN GUARANTEE FUNDNG | 17.046 | 3567 | 1,000,000 | --- | 1 | 999,999   |
| AGR LOAN GUARANTEE FUNDNG | 17.050 | 4378 | 1,067,000 | --- | 1 | 1,066,999 |

State Fair Fees Fund (0410)

|                       |        |      |       |       |     |     |
|-----------------------|--------|------|-------|-------|-----|-----|
| DIRECTOR'S OFFICE E&E | 06.005 | 1589 | 6,840 | 6,104 | --- | 736 |
| DIRECTOR'S OFFICE PS  | 06.005 | 1593 | 8,950 | 8,949 | --- | 1   |

Agricultural Product Utilization and Business

Development Loan Guarantee Fund (0411)

|                           |        |      |           |     |   |         |
|---------------------------|--------|------|-----------|-----|---|---------|
| EST INIT FUNDS APU GRANTS | 17.056 | 4383 | 1,000,000 | --- | 1 | 999,999 |
|---------------------------|--------|------|-----------|-----|---|---------|

Agricultural Product Utilization Grant Fund (0413)

|                         |        |      |        |        |     |       |
|-------------------------|--------|------|--------|--------|-----|-------|
| EST INIT FUNDG APU GRNT | 17.052 | 4382 | 1,886  | ---    | --- | 1,886 |
| DIRECTOR'S OFFICE E&E   | 06.005 | 6011 | 48,749 | 47,863 | --- | 886   |

**Missouri State Fair**

State Fair Fees Fund (0410)

|                          |        |      |           |           |     |         |
|--------------------------|--------|------|-----------|-----------|-----|---------|
| FUNDING TO START FAIR    | 06.105 | 0228 | 75,000    | 24,540    | --- | 50,460  |
| STATE FAIR ADMIN PS      | 06.100 | 0270 | 874,743   | 772,536   | --- | 102,207 |
| STATE FAIR ADMIN E&E     | 06.100 | 0274 | 3,061,971 | 2,901,443 | --- | 160,528 |
| STATE FAIR EQUIP REPLACE | 06.110 | 1878 | 172,062   | 35,152    | --- | 136,910 |

**DEPARTMENT OF NATURAL RESOURCES**

State Park Earnings Fund (0415)

|                        |        |      |         |         |     |        |
|------------------------|--------|------|---------|---------|-----|--------|
| SALES TAX GR REIMBURSE | 06.410 | 2379 | 260,800 | 238,386 | --- | 22,414 |
| AGENCY WIDE OPERATIONS | 17.060 | 2688 | 15,774  | ---     | --- | 15,774 |
| REFUND ACCOUNTS        | 06.405 | 2737 | 36,095  | 34,303  | --- | 1,792  |
| CONTRACT AUDITS        | 06.235 | 5268 | 100,000 | 39,238  | --- | 60,762 |

Natural Resources Revolving Services

Fund (0425)

|                          |        |      |           |         |     |           |
|--------------------------|--------|------|-----------|---------|-----|-----------|
| DNR LEASING              | 13.045 | 1613 | 434       | 421     | --- | 13        |
| DNR REVOLVING FUND       | 06.400 | 2132 | 2,644,470 | 908,300 | --- | 1,736,170 |
| LEASE AND/OR STATE OWNED | 13.017 | 2621 | 18        | 18      | --- | ---       |
| SALES TAX GR REIMBURSE   | 06.410 | 3085 | 4,200     | 2,032   | --- | 2,168     |
| REFUND ACCOUNTS          | 06.405 | 3372 | 1,119     | 20      | --- | 1,099     |

**STATE OF MISSOURI  
SUMMARY OF APPROPRIATION ACTIVITY  
ENTERPRISE FUNDS  
FOR THE APPROPRIATION YEAR 2003**

|  | H.B.<br>No. | Appr.<br>No. | Appropriations | Expenditures<br>and<br>Transfers Out | Reappropriations<br>to 2004 | Lapse of<br>Appropriations |
|--|-------------|--------------|----------------|--------------------------------------|-----------------------------|----------------------------|
| <b>Historic Preservation Revolving Fund (0430)</b>           |             |              |                |                                      |                             |                            |
| REFUND ACCOUNTS  | 06.405      | 3373         | 165            | ---                                  | ---                         | 165                        |
| DNR LEASING  | 13.045      | 6686         | 177            | 177                                  | ---                         | ---                        |
| <b>Petroleum Storage Tank Insurance Fund (0585)</b>          |             |              |                |                                      |                             |                            |
| LEASE AND/OR STATE OWNED                                     | 13.017      | 2635         | 44,630         | 44,630                               | ---                         | ---                        |
| AGENCY WIDE OPERATIONS                                       | 17.060      | 2695         | 200            | ---                                  | ---                         | 200                        |
| DNR LEASING  | 17.228      | 3350         | 17,743         | 17,138                               | ---                         | 605                        |
| DNR LEASING  | 13.045      | 4313         | 72,290         | 62,835                               | ---                         | 9,455                      |
| <b><u>Petroleum Storage Tank Insurance Board</u></b>         |             |              |                |                                      |                             |                            |
| <b>Petroleum Storage Tank Insurance Fund (0585)</b>          |             |              |                |                                      |                             |                            |
| PETRO STORAGE TANK REFUND                                    | 06.245      | 2880         | 60,000         | 41,551                               | ---                         | 18,449                     |
| MTBE ACTIVITIES  | 17.156      | 3252         | 1,938,294      | 491,696                              | ---                         | 1,446,598                  |
| PETRO STORAGE TANK BD PS                                     | 06.245      | 3532         | 119,011        | 107,824                              | ---                         | 11,187                     |
| PETRO STORAGE TANK BD E&E                                    | 06.245      | 3533         | 2,719,300      | 2,590,176                            | ---                         | 129,124                    |
| PETRO STORAGE TANK INSUR                                     | 06.245      | 3534         | 24,990,000     | 14,699,159                           | ---                         | 10,290,841                 |
| <b><u>Environmental Improvement and Energy Resources</u></b> |             |              |                |                                      |                             |                            |
| <b>State Environmental Improvement Authority Fund (0654)</b> |             |              |                |                                      |                             |                            |
| EIERA  | 06.250      | 8029         | 1              | ---                                  | ---                         | 1                          |
| <b><u>Office of Director</u></b>                             |             |              |                |                                      |                             |                            |
| <b>State Park Earnings Fund (0415)</b>                       |             |              |                |                                      |                             |                            |
| DIRECTORS OFFICE PS  | 06.200      | 5301         | 21,622         | 21,617                               | ---                         | 5                          |
| DIRECTORS OFFICE E&E   | 06.200      | 5304         | 2,633          | ---                                  | ---                         | 2,633                      |
| <b>Historic Preservation Revolving Fund (0430)</b>           |             |              |                |                                      |                             |                            |
| DIRECTORS OFFICE PS  | 06.200      | 5302         | 2,150          | 2,144                                | ---                         | 6                          |
| <b><u>Outreach and Assistance Center</u></b>                 |             |              |                |                                      |                             |                            |
| <b>State Park Earnings Fund (0415)</b>                       |             |              |                |                                      |                             |                            |
| OUTREACH & ASSISTANCE E&E                                    | 06.205      | 5449         | 92,687         | 61,464                               | ---                         | 31,223                     |
| <b>Historic Preservation Revolving Fund (0430)</b>           |             |              |                |                                      |                             |                            |
| OUTREACH & ASSISTANCE PS                                     | 06.205      | 5438         | 53,354         | 42,051                               | ---                         | 11,303                     |
| OUTREACH & ASSISTANCE E&E                                    | 06.205      | 5450         | 1,000,000      | 469,436                              | ---                         | 530,564                    |

**Division of Administrative Support**

Natural Resources Revolving Services  
Fund (0425)

|                          |        |      |        |        |     |       |
|--------------------------|--------|------|--------|--------|-----|-------|
| DIV OF ADMIN SUPPORT PS  | 06.230 | 2092 | 34,870 | 34,865 | --- | 5     |
| DIV OF ADMIN SUPPORT E&E | 06.230 | 2093 | 6,621  | 1,339  | --- | 5,282 |

**Air and Land Protection Division**

Petroleum Storage Tank Insurance Fund (0585)

|                         |        |      |         |         |     |        |
|-------------------------|--------|------|---------|---------|-----|--------|
| HAZARDOUS WASTE PS      | 06.320 | 5378 | 545,906 | 538,251 | --- | 7,655  |
| HAZARDOUS WASTE E&E     | 06.320 | 5384 | 112,720 | 95,385  | --- | 17,335 |
| ENVIRONMENTAL SVS PS    | 06.320 | 5411 | 6,767   | 6,436   | --- | 331    |
| ENVIRONMENTAL SVS E&E   | 06.320 | 5421 | 13,540  | 7,190   | --- | 6,350  |
| ALPD ADMINISTRATION E&E | 06.320 | 5484 | 8,543   | 1,018   | --- | 7,525  |

**Water Protection and Soil Conservation**

Petroleum Storage Tank Insurance Fund (0585)

|                      |        |      |         |         |     |        |
|----------------------|--------|------|---------|---------|-----|--------|
| REGIONAL OFFICES PS  | 06.320 | 5345 | 414,919 | 407,276 | --- | 7,643  |
| REGIONAL OFFICES E&E | 06.320 | 5354 | 92,747  | 66,598  | --- | 26,149 |

**Geological Survey and Resource Assessment  
Division**

Petroleum Storage Tank Insurance Fund (0585)

|                       |        |      |        |        |     |        |
|-----------------------|--------|------|--------|--------|-----|--------|
| GEOLOGICAL SURVEY PS  | 06.305 | 5238 | 76,929 | 66,204 | --- | 10,725 |
| GEOLOGICAL SURVEY E&E | 06.305 | 5239 | 6,400  | 6,400  | --- | ---    |

**Division of State Parks**

State Park Earnings Fund (0415)

|                           |        |      |           |           |         |           |
|---------------------------|--------|------|-----------|-----------|---------|-----------|
| MAJOR CAPITAL REPAIR      | 16.150 | 0306 | 102,108   | 87,595    | ---     | 14,513    |
| ROAD PARKING TRAIL MA     | 16.154 | 0310 | 231,088   | 130,950   | ---     | 100,138   |
| CONST RENOVTN STATEWIDE   | 16.158 | 0383 | 133,022   | 38,371    | 94,650  | 1         |
| EXH REN PARKS HIST SITES  | 16.162 | 0386 | 363,438   | ---       | 363,438 | ---       |
| STATE PARK OPERATION PS   | 06.255 | 1940 | 852,454   | 851,621   | ---     | 833       |
| STATE PARK OPERATION E&E  | 06.255 | 1941 | 1,314,674 | 957,006   | ---     | 357,668   |
| PARKS RESALE              | 06.280 | 1971 | 525,000   | 524,954   | ---     | 46        |
| PARKS CONCESSIONS DEFAULT | 06.285 | 1972 | 200,000   | ---       | ---     | 200,000   |
| GIFTS TO PARKS            | 06.270 | 2392 | 100,000   | 91,983    | ---     | 8,017     |
| STATE PARK GRANTS         | 06.290 | 2394 | 175,000   | 2,500     | ---     | 172,500   |
| EQUIPMENT PURCHASE        | 06.275 | 3464 | 2,147,500 | 1,450,057 | ---     | 697,443   |
| H2O WASTE H2O PARKS ACQ   | 16.144 | 3516 | 144,887   | 21,934    | ---     | 122,953   |
| CI EXPEND OF GIFTS ETC    | 16.132 | 3519 | 57,589    | 7,072     | 18,449  | 32,068    |
| INTERMODAL STEA MATCH     | 16.134 | 3522 | 19,905    | 2,781     | 17,124  | ---       |
| IMPRV PARKS HIST SITES    | 16.138 | 3524 | 246,324   | 155,721   | 90,603  | ---       |
| STATE PARKS EXPENSE AUTH  | 18.065 | 4707 | 2,131,300 | 298,413   | ---     | 1,832,887 |
| PARKS ROADS & TRAILS      | 18.080 | 4710 | 402,221   | 98,658    | 303,563 | ---       |

**STATE OF MISSOURI  
SUMMARY OF APPROPRIATION ACTIVITY  
ENTERPRISE FUNDS  
FOR THE APPROPRIATION YEAR 2003**

|   | H.B.<br>No. | Appr.<br>No. | Appropriations | Expenditures<br>and<br>Transfers Out | Reappropriations<br>to 2004 | Lapse of<br>Appropriations |
|---|-------------|--------------|----------------|--------------------------------------|-----------------------------|----------------------------|
| ROARING RIVER SHOWERHOUSE                   | 18.095      | 4714         | 60,136         | 24,862                               | 35,273                      | 1                          |
| WATKINS MILL VISITOR CTR                    | 18.095      | 4718         | 76,534         | ---                                  | 76,534                      | ---                        |
| PARKS STATEWIDE EXHIBITS                    | 18.085      | 4874         | 700,000        | ---                                  | 700,000                     | ---                        |
| PARKS-LAND PURCHASES                        | 19.020      | 4879         | 538,426        | 472,072                              | 66,353                      | 1                          |
| MASTADON HVAC                               | 19.025      | 4880         | 72,926         | 56,067                               | 16,859                      | ---                        |
| WASHINGTON LAND PURCHASE                    | 19.025      | 4881         | 2,467          | ---                                  | 2,467                       | ---                        |
| BENNETT SPRINGS STORE                       | 19.025      | 4882         | 594,749        | 507,859                              | 86,889                      | 1                          |
| RT 66 SITE DEVELOPMENT                      | 19.025      | 4883         | 50,000         | 32,510                               | 17,489                      | 1                          |
| Historic Preservation Revolving Fund (0430) |             |              |                |                                      |                             |                            |
| PARKS HISTORIC PRESERV                      | 18.090      | 4711         | 1,000,000      | 42,038                               | ---                         | 957,962                    |
| <b><u>DEPARTMENT OF PUBLIC SAFETY</u></b>   |             |              |                |                                      |                             |                            |
| Missouri Veterans' Homes Fund (0460)        |             |              |                |                                      |                             |                            |
| MANAGED BY FM                               | 13.015      | 1098         | 14,125         | 14,125                               | ---                         | ---                        |
| <b><u>Missouri Veterans' Commission</u></b> |             |              |                |                                      |                             |                            |
| Missouri Veterans' Homes Fund (0460)        |             |              |                |                                      |                             |                            |
| VETERANS HOMES PS                           | 08.220      | 2342         | 21,926,676     | 21,398,001                           | ---                         | 528,675                    |
| VETERANS HOMES E&E                          | 08.220      | 2344         | 12,269,758     | 11,768,138                           | ---                         | 501,620                    |
| ADMIN & SERVICE PS                          | 08.215      | 8735         | 460,221        | 454,472                              | ---                         | 5,749                      |
| ADMIN & SERVICE E&E                         | 08.215      | 8737         | 724,353        | 706,424                              | ---                         | 17,929                     |
| <b><u>DEPARTMENT OF REVENUE</u></b>         |             |              |                |                                      |                             |                            |
| Revenue Information Fund (0619)             |             |              |                |                                      |                             |                            |
| MANAGED BY FM                               | 13.015      | 1063         | 43,700         | ---                                  | ---                         | 43,700                     |
| <b><u>Division of Administration</u></b>    |             |              |                |                                      |                             |                            |
| Revenue Information Fund (0619)             |             |              |                |                                      |                             |                            |
| POSTAGE                                     | 04.010      | 0081         | 158,731        | 158,731                              | ---                         | ---                        |
| DIV OF ADMINISTRATION PS                    | 04.005      | 4586         | 161,621        | 161,613                              | ---                         | 8                          |
| DIV OF ADMIN PS/E&E FLEX                    | 04.005      | 5881         | 8,506          | 7,631                                | ---                         | 875                        |
| DIV OF ADMINISTRATION E&E                   | 04.005      | 7329         | 125,550        | 45,952                               | ---                         | 79,598                     |

**Division of Motor Vehicle and Drivers**

**Licensing**

Revenue Information Fund (0619)

|                          |        |      |         |         |     |        |
|--------------------------|--------|------|---------|---------|-----|--------|
| DRIVER'S LICENSE MANUAL  | 04.014 | 5871 | 20,400  | 1,142   | --- | 19,258 |
| MV/DL OFFICE PS/E&E FLEX | 04.005 | 5896 | 12,204  | 11,373  | --- | 831    |
| MV/DL CENTRAL OFFICE PS  | 04.005 | 8358 | 231,881 | 231,826 | --- | 55     |
| MV/DL CENTRAL OFFICE E&E | 04.005 | 8359 | 230,871 | 230,871 | --- | ---    |

**Division of Taxation**

Petroleum Storage Tank Insurance Fund (0585)

|                        |        |      |        |        |     |     |
|------------------------|--------|------|--------|--------|-----|-----|
| DIV OF TAXATION PS     | 04.005 | 0574 | 21,380 | 21,190 | --- | 190 |
| DIV OF TAXATION E&E    | 04.005 | 0575 | 1,110  | 1,091  | --- | 19  |
| DIV OF TAX PS/E&E FLEX | 04.005 | 5885 | 1,125  | 1,056  | --- | 69  |

**Missouri Lottery Commission**

Lottery Enterprise Fund (0657)

|                           |        |      |            |            |        |           |
|---------------------------|--------|------|------------|------------|--------|-----------|
| LOTTERY LEASING           | 13.010 | 3307 | 328,617    | 316,450    | ---    | 12,167    |
| LOTTERY HQ REPLACE HVAC   | 18.020 | 4676 | 110,895    | 62,015     | 48,880 | ---       |
| LOTTERY COMMISSION PRIZES | 04.185 | 6215 | 80,000,000 | 79,786,470 | ---    | 213,530   |
| LOTTERY COMMISSION PS     | 04.180 | 9156 | 6,570,699  | 6,328,891  | ---    | 241,808   |
| LOTTERY COMMISSION E&E    | 04.180 | 9157 | 40,568,817 | 37,775,693 | ---    | 2,793,124 |

Subtotals

223,740,154      192,343,444      1,938,575      29,458,135

**Appropriated Transfers Out To:**

|   |        |      |             |             |     |           |
|---|--------|------|-------------|-------------|-----|-----------|
| General Revenue Fund (0101)   | 04.037 | T110 | 1,514       | 1,514       | --- | ---       |
| General Revenue Fund (0101)   | 04.037 | T111 | 110         | 110         | --- | ---       |
| General Revenue Fund (0101)   | 04.037 | T112 | 2,352       | 2,352       | --- | ---       |
| General Revenue Fund (0101)   | 04.037 | T113 | 5,642       | 5,642       | --- | ---       |
| General Revenue Fund (0101)   | 04.037 | T115 | 341         | 341         | --- | ---       |
| General Revenue Fund (0101)   | 04.037 | T116 | 21          | 21          | --- | ---       |
| General Revenue Fund (0101)   | 04.037 | T117 | 7,764       | 7,764       | --- | ---       |
| General Revenue Fund (0101)   | 04.037 | T156 | 14,496      | 14,496      | --- | ---       |
| General Revenue Fund (0101)   | 04.037 | T174 | 2,344       | 2,344       | --- | ---       |
| General Revenue Fund (0101)   | 04.037 | T203 | 1           | 1           | --- | ---       |
| Lottery Proceeds Fund (0291)  | 04.190 | T275 | 193,940,950 | 193,940,550 | --- | 400       |
| General Revenue Fund (0101)   | 05.430 | T283 | 43,956      | 42,675      | --- | 1,281     |
| General Revenue Fund (0101)   | 05.450 | T285 | 958,222     | 835,487     | --- | 122,735   |
| Social Security Contributions Fund (0702)   | 05.115 | T293 | 2,605,345   | 2,415,846   | --- | 189,499   |
| State Retirement Contributions Fund (0701)  | 05.130 | T297 | 4,000,759   | 2,867,459   | --- | 1,133,300 |
| Missouri State Employees' Deferred<br>Compensation Incentive Plan<br>Administration Fund (0706) | 05.150 | T300 | 337,529     | 139,444     | --- | 198,085   |
| Missouri Consolidated Health Care Plan<br>Benefit Fund (0765)                                   | 05.170 | T304 | 5,629,013   | 5,209,884   | --- | 419,129   |
| Natural Resources Cost Allocation<br>Fund (0500)  | 06.420 | T320 | 777,915     | 685,016     | --- | 92,899    |



**STATE OF MISSOURI  
SUMMARY OF APPROPRIATION ACTIVITY  
ENTERPRISE FUNDS  
FOR THE APPROPRIATION YEAR 2003**

|  | H.B.<br>No. | Appr.<br>No. | Appropriations        | Expenditures<br>and<br>Transfers Out | Reappropriations<br>to 2004 | Lapse of<br>Appropriations |
|--|-------------|--------------|-----------------------|--------------------------------------|-----------------------------|----------------------------|
| Natural Resources Cost Allocation<br>Fund (0500)                       | 06.420      | T322         | 18,944                | 16,683                               | ---                         | 2,261                      |
| Natural Resources Cost Allocation<br>Fund (0500)                       | 06.420      | T327         | 321,247               | 282,884                              | ---                         | 38,363                     |
| State Facility Maintenance and Operation<br>Fund (0501)                | 13.120      | T428         | 2                     | ---                                  | ---                         | 2                          |
| General Revenue Fund (0101)  | 18.280      | T437         | 8,099                 | 5,803                                | ---                         | 2,296                      |
| General Revenue Fund (0101)  | 05.395      | T468         | 17,699                | 16,977                               | ---                         | 722                        |
| General Revenue Fund (0101)  | 04.037      | T491         | 4                     | 4                                    | ---                         | ---                        |
| State Highways and Transportation<br>Department Fund (0644)            | 04.170      | T534         | 1,454,843             | 924,778                              | ---                         | 530,065                    |
| General Revenue Fund (0101)  | 05.325      | T541         | 13,816                | 13,814                               | ---                         | 2                          |
| Department of Natural Resources (0140)                                 | 05.325      | T541         | 8,850                 | 8,849                                | ---                         | 1                          |
| Office of Administration Revolving Administrative<br>Trust Fund (0505) | 05.325      | T541         | 966                   | 966                                  | ---                         | ---                        |
| Proceeds of Surplus Property (0710)                                    | 05.325      | T541         | 4,836                 | 4,835                                | ---                         | 1                          |
| Arrow Rock State Historic Site Endowment<br>Fund (0800)                | 05.330      | T542         | 21,967                | 21,966                               | ---                         | 1                          |
| General Revenue Fund (0101)  | 05.040      | T704         | 1,898                 | 1,898                                | ---                         | ---                        |
| General Revenue Fund (0101)  | 05.040      | T705         | 37,054                | 37,054                               | ---                         | ---                        |
| General Revenue Fund (0101)  | 05.040      | T706         | 1,286                 | 1,286                                | ---                         | ---                        |
| General Revenue Fund (0101)  | 05.040      | T707         | 82,110                | 82,110                               | ---                         | ---                        |
| General Revenue Fund (0101)  | 05.040      | T708         | 21                    | ---                                  | ---                         | 21                         |
| General Revenue Fund (0101)  | 05.040      | T709         | 12,071                | 12,071                               | ---                         | ---                        |
| General Revenue Fund (0101)  | 05.040      | T710         | 3,792                 | 3,792                                | ---                         | ---                        |
| General Revenue Fund (0101)  | 05.040      | T711         | 618,232               | 618,232                              | ---                         | ---                        |
| General Revenue Fund (0101)  | 05.040      | T749         | 210,998               | 107,534                              | ---                         | 103,464                    |
| General Revenue Fund (0101)  | 05.040      | T765         | 24,825                | 13,301                               | ---                         | 11,524                     |
| Subtotals  |             |              | <u>211,191,834</u>    | <u>208,345,783</u>                   | <u>---</u>                  | <u>2,846,051</u>           |
| Totals   |             |              | <u>\$ 434,931,988</u> | <u>\$ 400,689,227</u>                | <u>\$ 1,938,575</u>         | <u>\$ 32,304,186</u>       |

**STATE OF MISSOURI  
SUMMARY OF APPROPRIATION ACTIVITY  
INTERNAL SERVICE FUNDS  
FOR THE APPROPRIATION YEAR 2003**

|   | H.B.<br>No. | Appr.<br>No. | Appropriations | Expenditures<br>and<br>Transfers Out | Reappropriations<br>to 2004 | Lapse of<br>Appropriations |
|---|-------------|--------------|----------------|--------------------------------------|-----------------------------|----------------------------|
| <b><u>LEGISLATURE</u></b>   |             |              |                |                                      |                             |                            |
| <b><u>Senate</u></b>  |             |              |                |                                      |                             |                            |
| Senate Revolving Fund (0535)  |             |              |                |                                      |                             |                            |
| SENATE CONTINGENT EXP   | 12.500      | 4505         | \$ 40,000      | \$ 82                                | \$ ---                      | \$ 39,918                  |
| <b><u>House of Representatives</u></b>                              |             |              |                |                                      |                             |                            |
| House of Representatives Revolving Fund (0520)                      |             |              |                |                                      |                             |                            |
| HOUSE REVOLVING FUND  | 12.505      | 3165         | 45,000         | 23,720                               | ---                         | 21,280                     |
| <b><u>JUDICIARY</u></b>   |             |              |                |                                      |                             |                            |
| <b><u>Judicial Proceedings and Review</u></b>                       |             |              |                |                                      |                             |                            |
| Supreme Court Publications Revolving Fund (0525)                    |             |              |                |                                      |                             |                            |
| JUD PROCEED & REVIEW E&E  | 12.300      | 4506         | 80,000         | 79,990                               | ---                         | 10                         |
| <b><u>EXECUTIVE</u></b>   |             |              |                |                                      |                             |                            |
| <b><u>State Treasurer</u></b>                                       |             |              |                |                                      |                             |                            |
| Central Check Mailing Service Revolving Fund (0515)                 |             |              |                |                                      |                             |                            |
| STATE TREASURER E&E   | 12.120      | 2212         | 225,000        | 113,729                              | ---                         | 111,271                    |
| <b><u>OFFICE OF ADMINISTRATION</u></b>                              |             |              |                |                                      |                             |                            |
| State Facility Maintenance and Operation Fund (0501)                |             |              |                |                                      |                             |                            |
| MANAGED BY FM   | 13.015      | 1066         | 278,979        | 244,918                              | ---                         | 34,061                     |
| Office of Administration Revolving Administrative Trust Fund (0505) |             |              |                |                                      |                             |                            |
| STATEWIDE EMERGENCY REQ   | 16.096      | 0264         | 30,712         | 30,215                               | ---                         | 497                        |
| STATEWIDE UNPROGRAM REQ   | 16.100      | 0280         | 80,696         | 80,696                               | ---                         | ---                        |
| STATEWIDE MTN REPAIR  | 16.106      | 0289         | 179,940        | 175,037                              | 4,902                       | 1                          |
| MANAGED BY FM   | 13.015      | 1067         | 220,554        | 175,221                              | ---                         | 45,333                     |
| DC STATEWIDE EMERGENCY  | 18.025      | 4678         | 50,000         | ---                                  | 50,000                      | ---                        |
| DC STATEWIDE UNPROGRAMMED   | 18.035      | 4681         | 399,601        | 195,404                              | 204,196                     | 1                          |
| DC STATEWIDE M&R  | 18.050      | 4688         | 400,000        | 41,537                               | 358,463                     | ---                        |

**Division of Accounting**

|   |        |      |        |       |     |       |  |
|---|--------|------|--------|-------|-----|-------|--|
| Mental Health Interagency Payments Fund (0109)                      |        |      |        |       |     |       |  |
| UNEMPLOYMENT BENEFITS   | 05.165 | 5989 | 1,000  | 55    | --- | 945   |  |
| Natural Resources Cost Allocation Fund (0500)                       |        |      |        |       |     |       |  |
| UNEMPLOYMENT BENEFITS   | 05.165 | 6155 | 6,000  | 1,714 | --- | 4,286 |  |
| State Facility Maintenance and Operation Fund (0501)                |        |      |        |       |     |       |  |
| UNEMPLOYMENT BENEFITS   | 05.165 | 5994 | 10,000 | 5,838 | --- | 4,162 |  |
| Office of Administration Revolving Administrative Trust Fund (0505) |        |      |        |       |     |       |  |
| UNEMPLOYMENT BENEFITS   | 05.165 | 5999 | 15,000 | 7,790 | --- | 7,210 |  |
| Working Capital Revolving Fund (0510)                               |        |      |        |       |     |       |  |
| UNEMPLOYMENT BENEFITS   | 05.165 | 6000 | 2,986  | 2,985 | --- | 1     |  |
| Inmate Revolving Fund (0540)  |        |      |        |       |     |       |  |
| UNEMPLOYMENT BENEFITS   | 05.165 | 6342 | 100    | 29    | --- | 71    |  |
| Economic Development Administrative Fund (0547)                     |        |      |        |       |     |       |  |
| UNEMPLOYMENT BENEFITS   | 05.165 | 6673 | 55     | 55    | --- | ---   |  |
| Professional Registration Fees Fund (0689)                          |        |      |        |       |     |       |  |
| UNEMPLOYMENT BENEFITS   | 05.165 | 6006 | 3,636  | 3,636 | --- | ---   |  |

**Division of Information Services**

|   |        |      |            |            |     |           |
|---|--------|------|------------|------------|-----|-----------|
| Office of Administration Revolving Administrative Trust Fund (0505) |        |      |            |            |     |           |
| INFORMATION SERVICES PS   | 05.005 | 0008 | 5,683,046  | 4,646,566  | --- | 1,036,480 |
| INFORMATION SERVICES E&E  | 05.005 | 2147 | 27,868,636 | 18,490,821 | --- | 9,377,815 |
| TELECOM REVOLVING FUND  | 05.340 | 6334 | 40,000,000 | 32,958,618 | --- | 7,041,382 |

**Division of Design and Construction**

|   |        |      |           |           |     |         |
|---|--------|------|-----------|-----------|-----|---------|
| Office of Administration Revolving Administrative Trust Fund (0505) |        |      |           |           |     |         |
| CONSTRUCTION ADMIN PS   | 05.350 | 0125 | 1,171,636 | 590,160   | --- | 581,476 |
| CONSTRUCTION ADMIN E&E  | 05.350 | 0126 | 414,400   | 145,143   | --- | 269,257 |
| REFUND BID PLAN DEPOSITS  | 05.355 | 3436 | 15,000    | ---       | --- | 15,000  |
| DESIGN & CONSTRUCTION E&E   | 05.005 | 4416 | 112,339   | 108,417   | --- | 3,922   |
| D&C PS/E&E FLEX   | 05.005 | 5947 | 300,000   | 190,987   | --- | 109,013 |
| DESIGN & CONSTRUCTION PS  | 05.005 | 9174 | 2,557,976 | 2,189,534 | --- | 368,442 |

**Division of Facilities Management**

|  |        |      |            |            |     |         |
|--|--------|------|------------|------------|-----|---------|
| State Facility Maintenance and Operation Fund (0501) |        |      |            |            |     |         |
| STATE OFF BUILDINGS E&E                              | 05.410 | 2148 | 10,993,611 | 10,354,222 | --- | 639,389 |
| STATE OFF BUILDINGS PS                               | 05.410 | 2605 | 6,165,759  | 5,923,262  | --- | 242,497 |
| OPERATIONAL M & R                                    | 05.415 | 2606 | 572,083    | 547,967    | --- | 24,116  |
| BUILDING MODIFICATIONS                               | 05.435 | 2607 | 990,000    | 440,248    | --- | 549,752 |
| MANSION DONATIONS                                    | 05.405 | 3046 | 30,000     | ---        | --- | 30,000  |
| STATE OFFICE BLDGS FLEX                              | 05.410 | 5927 | 324,514    | ---        | --- | 324,514 |

**STATE OF MISSOURI**  
**SUMMARY OF APPROPRIATION ACTIVITY**  
**INTERNAL SERVICE FUNDS**  
**FOR THE APPROPRIATION YEAR 2003**

|   | H.B.<br>No. | Appr.<br>No. | Appropriations | Expenditures<br>and<br>Transfers Out | Reappropriations<br>to 2004 | Lapse of<br>Appropriations |
|---|-------------|--------------|----------------|--------------------------------------|-----------------------------|----------------------------|
| Office of Administration Revolving Administrative Trust Fund (0505) |             |              |                |                                      |                             |                            |
| REPL ROOF TCKPT SEAL EXT  | 16.118      | 0295         | 228,096        | 4,822                                | 223,274                     | ---                        |
| INSTL BLD HUMDTY SYS WSOB   | 16.122      | 0377         | 40,329         | 40,329                               | ---                         | ---                        |
| DES IMPRV CAP COMPX   | 16.112      | 1042         | 33,750         | 33,750                               | ---                         | ---                        |
| REPLACE EMERGENCY GENERA  | 16.118      | 1115         | 36,000         | 36,000                               | ---                         | ---                        |
| REPLACE CHILLER   | 16.118      | 1117         | 161,560        | 161,560                              | ---                         | ---                        |
| REPLACE LIGHT FIXTURES  | 16.118      | 1118         | 6,428          | 6,428                                | ---                         | ---                        |
| REPL CHILLER ENVIR CTRL   | 16.122      | 1205         | 293,269        | 186,960                              | 106,308                     | 1                          |
| FACILITIES MGMT PS  | 05.385      | 1874         | 1,059,676      | 947,443                              | ---                         | 112,233                    |
| FACILITIES MGMT E&E   | 05.385      | 1875         | 233,867        | 133,464                              | ---                         | 100,403                    |
| SHARED LEASE COSTS  | 05.400      | 2823         | 2,893,510      | 2,385,823                            | ---                         | 507,687                    |
| CONSOLIDATED LEASES   | 13.030      | 3267         | 2,779,467      | 474,630                              | ---                         | 2,304,837                  |
| DES SECUR IMPRV ST FACS   | 16.116      | 3799         | 1,684,703      | 239,858                              | ---                         | 1,444,845                  |
| SYSTEMS FURNITURE   | 13.025      | 4428         | 2,853,000      | ---                                  | ---                         | 2,853,000                  |
| JEFFERSON BLDG CAULKING   | 18.055      | 4696         | 134,587        | 6,074                                | 128,513                     | ---                        |
| PENNEY'S BLDG HVAC  | 18.055      | 4697         | 198,930        | 167,257                              | 31,672                      | 1                          |
| SUPREME COURT HVAC  | 18.055      | 4698         | 2,035,279      | 188,140                              | 137,139                     | 1,710,000                  |
| SUPREME COURT PLUMBING  | 18.055      | 4699         | 834,384        | 75,450                               | 758,934                     | ---                        |
| TRUMAN BLDG CHILLERS  | 18.055      | 4700         | 1,162,457      | 85,097                               | 1,077,360                   | ---                        |
| WAINWRIGHT ELEC SWITCH  | 18.055      | 4701         | 211,789        | 16,893                               | 194,896                     | ---                        |
| WAINWRIGHT FIRE ALARMS  | 18.055      | 4702         | 131,571        | 20,924                               | 110,647                     | ---                        |
| <b><u>Division of General Services</u></b>                          |             |              |                |                                      |                             |                            |
| Office of Administration Revolving Administrative Trust Fund (0505) |             |              |                |                                      |                             |                            |
| DIV OF GENERAL SERVS PS   | 05.005      | 4538         | 2,355,028      | 1,916,771                            | ---                         | 438,257                    |
| DIV OF GENERAL SERVS E&E  | 05.005      | 4540         | 1,813,342      | 815,377                              | ---                         | 997,965                    |
| CENTRAL SUPPLY/SERVICES   | 05.470      | 6259         | 5,000,000      | 3,944,598                            | ---                         | 1,055,402                  |
| <b><u>Division of Personnel</u></b>                                 |             |              |                |                                      |                             |                            |
| Office of Administration Revolving Administrative Trust Fund (0505) |             |              |                |                                      |                             |                            |
| DIV PERSONNEL E&E   | 05.005      | 2249         | 320,000        | 60,390                               | ---                         | 259,610                    |
| DIV PERSONNEL PS  | 05.005      | 8007         | 59,302         | 32,616                               | ---                         | 26,686                     |
| EMPLOYEE SUGGESTION AWARD   | 05.360      | 9846         | 10,000         | ---                                  | ---                         | 10,000                     |

**Division of Purchasing and Materials**

**Management**

Office of Administration Revolving Administrative  
Trust Fund (0505)

|                           |        |      |           |           |     |     |
|---------------------------|--------|------|-----------|-----------|-----|-----|
| BID & PERFORM BOND REFUND | 05.365 | 7349 | 2,338,000 | 2,338,000 | --- | --- |
|---------------------------|--------|------|-----------|-----------|-----|-----|

**Missouri Public Entity Risk Management**

Office of Administration Revolving Administrative  
Trust Fund (0505)

|            |        |      |         |         |     |         |
|------------|--------|------|---------|---------|-----|---------|
| MOPERM PS  | 05.495 | 8471 | 560,742 | 426,836 | --- | 133,906 |
| MOPERM E&E | 05.495 | 8472 | 64,847  | 27,044  | --- | 37,803  |

**Office of Information Technology**

Office of Administration Revolving Administrative  
Trust Fund (0505)

|                           |        |      |           |         |         |        |
|---------------------------|--------|------|-----------|---------|---------|--------|
| INFO TECHNOLOGY E&E       | 17.026 | 2521 | 268,291   | 85,085  | 183,206 | ---    |
| INFO TECHNOLOGY PS        | 05.505 | 2610 | 173,589   | 165,157 | ---     | 8,432  |
| INFO TECHNOLOGY E&E       | 05.505 | 2611 | 100,939   | 60,887  | ---     | 40,052 |
| INFO TECHNOLOGY E&E       | 17.028 | 3221 | 83,640    | ---     | ---     | 83,640 |
| E-GOVERNMENT PS           | 21.020 | 5577 | 7,824     | 7,823   | 1       | ---    |
| E-GOVERNMENT E&E          | 21.020 | 5578 | 1,314,384 | 533,938 | 780,445 | 1      |
| OIT PROJECT OVERSIGHT PS  | 21.020 | 5579 | 14,510    | 14,509  | 1       | ---    |
| OIT PROJECT OVERSIGHT E&E | 21.020 | 5580 | 142,440   | ---     | 142,440 | ---    |

**DEPARTMENT OF ECONOMIC DEVELOPMENT**

Professional Registration Fees Fund (0689)

|             |        |      |        |        |     |     |
|-------------|--------|------|--------|--------|-----|-----|
| DED LEASING | 13.050 | 1988 | 11,990 | 11,990 | --- | --- |
|-------------|--------|------|--------|--------|-----|-----|

**Administrative Services**

Economic Development Administrative  
Fund (0547)

|                        |        |      |           |           |     |           |
|------------------------|--------|------|-----------|-----------|-----|-----------|
| REFUNDS                | 07.005 | 0812 | 5,000     | ---       | --- | 5,000     |
| ADMINISTRATIVE SVS E&E | 07.005 | 2174 | 2,071,592 | 425,972   | --- | 1,645,620 |
| ADMINISTRATIVE SVS PS  | 07.005 | 3614 | 1,164,456 | 1,049,304 | --- | 115,152   |
| ADMIN SVS PS/E&E FLEX  | 07.005 | 5091 | 61,287    | ---       | --- | 61,287    |

**Economic Development Agencies**

Economic Development Administrative  
Fund (0547)

|                           |        |      |           |     |     |           |
|---------------------------|--------|------|-----------|-----|-----|-----------|
| BUSINESS DEVELOPMENT PS   | 07.020 | 0816 | 87,269    | --- | --- | 87,269    |
| COMM DEV CORPS TRAINING   | 07.055 | 1028 | 250,000   | --- | --- | 250,000   |
| MID AMERICA MANF TECH CTR | 07.020 | 2024 | 2,600,000 | --- | --- | 2,600,000 |
| BUSINESS DEVELOPMENT E&E  | 07.020 | 2177 | 25,600    | --- | --- | 25,600    |

**STATE OF MISSOURI  
SUMMARY OF APPROPRIATION ACTIVITY  
INTERNAL SERVICE FUNDS  
FOR THE APPROPRIATION YEAR 2003**

|   | H.B.<br>No. | Appr.<br>No. | Appropriations | Expenditures<br>and<br>Transfers Out | Reappropriations<br>to 2004 | Lapse of<br>Appropriations |
|---|-------------|--------------|----------------|--------------------------------------|-----------------------------|----------------------------|
| <b><u>Regulatory Agencies</u></b>   |             |              |                |                                      |                             |                            |
| Professional Registration Fees Fund (0689)                                |             |              |                |                                      |                             |                            |
| EXAMINATION & OTHER FEES  | 07.210      | 1010         | 128,000        | 113,360                              | ---                         | 14,640                     |
| ADMINISTRATION PS   | 07.210      | 1032         | 2,885,143      | 2,631,408                            | ---                         | 253,735                    |
| ADMINISTRATION E&E  | 07.210      | 2207         | 2,457,225      | 1,643,778                            | 675,000                     | 138,447                    |
| PR REFUNDS  | 07.210      | 5407         | 60,000         | 41,824                               | ---                         | 18,176                     |
| <b><u>DEPARTMENT OF MENTAL HEALTH</u></b>                                 |             |              |                |                                      |                             |                            |
| Mental Health Interagency Payments Fund (0109)                            |             |              |                |                                      |                             |                            |
| WORK THERAPY PS   | 10.045      | 3891         | 80,519         | 51,804                               | ---                         | 28,715                     |
| WORK THERAPY E&E  | 10.045      | 3892         | 600            | 600                                  | ---                         | ---                        |
| <b><u>Office of the Director</u></b>                                      |             |              |                |                                      |                             |                            |
| Mental Health Interagency Payments Fund (0109)                            |             |              |                |                                      |                             |                            |
| OFFICE INFO SYSTEMS E&E   | 10.010      | 5566         | 2,800,000      | 2,628,546                            | ---                         | 171,454                    |
| <b><u>Division of Comprehensive Psychiatric Services</u></b>              |             |              |                |                                      |                             |                            |
| Mental Health Interagency Payments Fund (0109)                            |             |              |                |                                      |                             |                            |
| DYS/DFS CLIENTS SVS PS  | 10.240      | 0354         | 599,800        | 2,696                                | ---                         | 597,104                    |
| ADULT COMMUNITY PROGRAM   | 10.210      | 1856         | 250,000        | ---                                  | ---                         | 250,000                    |
| DYS/DFS CLIENTS SVS E&E   | 10.240      | 2060         | 100,200        | 54,036                               | ---                         | 46,164                     |
| FULTON STATE HOSPITAL E&E   | 10.335      | 5273         | 425,000        | 317,286                              | ---                         | 107,714                    |
| <b><u>Division of Mental Retardation - Developmental Disabilities</u></b> |             |              |                |                                      |                             |                            |
| Mental Health Interagency Payments Fund (0109)                            |             |              |                |                                      |                             |                            |
| DFS CLIENTS   | 10.415      | 0399         | 1,049,857      | 864,203                              | ---                         | 185,654                    |
| CHILDHOOD INTERVENT SVS   | 10.415      | 4111         | 4,547,312      | 3,197,829                            | ---                         | 1,349,483                  |
| <b><u>DEPARTMENT OF NATURAL RESOURCES</u></b>                             |             |              |                |                                      |                             |                            |
| Natural Resources Cost Allocation Fund (0500)                             |             |              |                |                                      |                             |                            |
| LEASE AND/OR STATE OWNED  | 13.017      | 2622         | 8,516          | 8,516                                | ---                         | ---                        |
| REFUND ACCOUNTS   | 06.405      | 2738         | 4,478          | ---                                  | ---                         | 4,478                      |
| DNR LEASING   | 13.045      | 4307         | 29,235         | 26,019                               | ---                         | 3,216                      |

**Office of Director**

Natural Resources Cost Allocation Fund (0500)

|                       |        |      |         |         |     |       |
|-----------------------|--------|------|---------|---------|-----|-------|
| DIRECTOR'S OFFICE PS  | 06.200 | 0631 | 145,070 | 144,846 | --- | 224   |
| DIRECTOR'S OFFICE E&E | 06.200 | 0634 | 11,371  | 8,761   | --- | 2,610 |

**Outreach and Assistance Center**

Natural Resources Cost Allocation Fund (0500)

|                           |        |      |        |        |     |       |
|---------------------------|--------|------|--------|--------|-----|-------|
| OUTREACH & ASSISTANCE PS  | 06.205 | 5439 | 80,447 | 80,177 | --- | 270   |
| OUTREACH & ASSISTANCE E&E | 06.205 | 5451 | 7,400  | 34     | --- | 7,366 |

**Division of Administrative Support**

Natural Resources Cost Allocation Fund (0500)

|                          |        |      |           |           |     |         |
|--------------------------|--------|------|-----------|-----------|-----|---------|
| DIV OF ADMIN PS/E&E FLEX | 06.230 | 0565 | 191,523   | 179,035   | --- | 12,488  |
| DIV OF ADMIN SUPPORT E&E | 06.230 | 2473 | 3,178,780 | 2,456,892 | --- | 721,888 |
| DIV OF ADMIN SUPPORT PS  | 06.230 | 8823 | 1,787,604 | 1,723,149 | --- | 64,455  |

**Air and Land Protection Division**

Natural Resources Cost Allocation Fund (0500)

|                         |        |      |         |         |     |       |
|-------------------------|--------|------|---------|---------|-----|-------|
| ALPD ADMINISTRATION PS  | 06.320 | 5428 | 564,865 | 560,559 | --- | 4,306 |
| ALPD ADMINISTRATION E&E | 06.320 | 5431 | 186,592 | 177,386 | --- | 9,206 |

**Water Protection and Soil Conservation**

Natural Resources Cost Allocation Fund (0500)

|                          |        |      |         |         |     |        |
|--------------------------|--------|------|---------|---------|-----|--------|
| WPSCD ADMINISTRATION PS  | 06.320 | 5362 | 582,685 | 545,551 | --- | 37,134 |
| WPSCD ADMINISTRATION E&E | 06.320 | 5365 | 186,593 | 141,789 | --- | 44,804 |

**Geological Survey and Resource Assessment  
Division**

Natural Resources Cost Allocation Fund (0500)

|                     |        |      |         |         |     |        |
|---------------------|--------|------|---------|---------|-----|--------|
| ADMIN & SUPPORT PS  | 06.305 | 5226 | 178,627 | 158,455 | --- | 20,172 |
| ADMIN & SUPPORT E&E | 06.305 | 5227 | 15,185  | 5,377   | --- | 9,808  |

**Division of State Parks**

Natural Resources Cost Allocation Fund (0500)

|                          |        |      |           |           |     |        |
|--------------------------|--------|------|-----------|-----------|-----|--------|
| STATE PARK OPERATION PS  | 06.255 | 1952 | 1,098,723 | 1,093,596 | --- | 5,127  |
| STATE PARK OPERATION E&E | 06.255 | 1953 | 146,229   | 70,849    | --- | 75,380 |

State Facility Maintenance and Operation  
Fund (0501)

|                           |        |      |         |         |     |        |
|---------------------------|--------|------|---------|---------|-----|--------|
| STATE PARKS OPERATION PS  | 06.255 | 3462 | 256,740 | 202,278 | --- | 54,462 |
| STATE PARKS OPERATION E&E | 06.255 | 3463 | 111,327 | 107,926 | --- | 3,401  |

**DEPARTMENT OF PUBLIC SAFETY**Office of Administration Revolving Administrative  
Trust Fund (0505)

|                         |        |      |        |       |        |       |
|-------------------------|--------|------|--------|-------|--------|-------|
| STATEWIDE UNPROGRAM REQ | 16.100 | 0280 | 12     | ---   | ---    | 12    |
| STATEWIDE MTN REPAIR    | 16.106 | 0289 | 22,871 | 2,710 | 12,287 | 7,874 |

**STATE OF MISSOURI  
SUMMARY OF APPROPRIATION ACTIVITY  
INTERNAL SERVICE FUNDS  
FOR THE APPROPRIATION YEAR 2003**

|   | H.B.<br>No. | Appr.<br>No. | Appropriations | Expenditures<br>and<br>Transfers Out | Reappropriations<br>to 2004 | Lapse of<br>Appropriations |
|---|-------------|--------------|----------------|--------------------------------------|-----------------------------|----------------------------|
| <b><u>State Highway Patrol</u></b>                                  |             |              |                |                                      |                             |                            |
| Office of Administration Revolving Administrative Trust Fund (0505) |             |              |                |                                      |                             |                            |
| REPL ROOF AC CONTROLS   | 16.182      | 0315         | 12,767         | 10,286                               | ---                         | 2,481                      |
| CONNECT BUILDINGS SEWER   | 16.182      | 1122         | 32,607         | 31,652                               | ---                         | 955                        |
| REPLACE EMERGENCY GENERA  | 16.182      | 1123         | 33,870         | 1,451                                | ---                         | 32,419                     |
| REPLACE TWO ROOFTOP HVAC  | 16.182      | 1124         | 26,164         | 26,164                               | ---                         | ---                        |
| REPLACE ROOF HEADQUAR   | 16.182      | 1125         | 1,563          | ---                                  | ---                         | 1,563                      |
| REPL COOL TOWER CONST   | 16.182      | 1126         | 105,617        | 105,616                              | ---                         | 1                          |
| REPLACE ROOF  | 16.182      | 1127         | 70,291         | 70,291                               | ---                         | ---                        |
| REPLACE TWO ROOFTOP HVAC  | 16.182      | 1129         | 58,159         | 58,159                               | ---                         | ---                        |
| HP STATEWIDE FIRE ALARM   | 18.125      | 4726         | 311,070        | 27,923                               | 283,147                     | ---                        |
| HP STATEWIDE ELEC TEST  | 18.125      | 4727         | 72,117         | 62,949                               | 5,149                       | 4,019                      |
| HP GHQ ACADEMY HVAC   | 18.125      | 4728         | 134,218        | 8,555                                | 6,416                       | 119,247                    |
| HP GHQ DORM CARPET  | 18.125      | 4729         | 14,326         | ---                                  | ---                         | 14,326                     |
| HP GHQ HVAC   | 18.125      | 4730         | 241,800        | 31,999                               | 189,047                     | 20,754                     |
| HP GHQ EXT WALL PANELS  | 18.125      | 4731         | 293,919        | 221,714                              | 52,204                      | 20,001                     |
| HP TROOP A EXT WALLS  | 18.125      | 4732         | 213,458        | 165,852                              | 47,606                      | ---                        |
| HP TROOP B HVAC   | 18.125      | 4733         | 146,371        | 42,353                               | 104,018                     | ---                        |
| HP TROOP D HVAC   | 18.125      | 4734         | 276,384        | 240,163                              | 36,221                      | ---                        |
| HP TROOP E FIRING RANGE   | 18.125      | 4736         | 17,015         | 14,166                               | ---                         | 2,849                      |
| HP TROOP F DRIVEWAY   | 18.125      | 4737         | 592            | 592                                  | ---                         | ---                        |
| HP TROOP I HVAC   | 18.125      | 4738         | 125,080        | 91,385                               | 33,694                      | 1                          |
| <b><u>Adjutant General</u></b>                                      |             |              |                |                                      |                             |                            |
| Adjutant General Revolving Fund (0530)                              |             |              |                |                                      |                             |                            |
| A G ARMORY RENTALS  | 08.290      | 4767         | 65,000         | 49,768                               | ---                         | 15,232                     |
| <b><u>DEPARTMENT OF SOCIAL SERVICES</u></b>                         |             |              |                |                                      |                             |                            |
| <b><u>Information Services and Technology Division</u></b>          |             |              |                |                                      |                             |                            |
| Social Services Administrative Trust Fund (0545)                    |             |              |                |                                      |                             |                            |
| ISTD PS   | 11.036      | 0147         | 36,353         | 35,138                               | ---                         | 1,215                      |
| ISTD E&E  | 11.036      | 2131         | 403,289        | ---                                  | ---                         | 403,289                    |
| <b><u>Division of General Services</u></b>                          |             |              |                |                                      |                             |                            |
| Social Services Administrative Trust Fund (0545)                    |             |              |                |                                      |                             |                            |
| CENTRALIZED INVENTORY SYS   | 11.037      | 1008         | 5,500,000      | 4,613,201                            | ---                         | 886,799                    |
| GENERAL SERVICES E&E  | 11.037      | 1696         | 250,000        | 142,733                              | ---                         | 107,267                    |



**Division of Child Support Enforcement**

Social Services Administrative Trust Fund (0545)

|               |        |      |        |     |     |        |
|---------------|--------|------|--------|-----|-----|--------|
| CSE ADMIN E&E | 11.039 | 8461 | 39,690 | --- | --- | 39,690 |
|---------------|--------|------|--------|-----|-----|--------|

**DEPARTMENT OF CORRECTIONS**

Working Capital Revolving Fund (0510)

|                       |        |      |           |         |     |         |
|-----------------------|--------|------|-----------|---------|-----|---------|
| JOBS VOCATIONAL ED PS | 09.410 | 2368 | 1,010,353 | 851,488 | --- | 158,865 |
|-----------------------|--------|------|-----------|---------|-----|---------|

|                        |        |      |         |     |     |         |
|------------------------|--------|------|---------|-----|-----|---------|
| JOBS VOCATIONAL ED E&E | 09.410 | 2369 | 718,043 | --- | --- | 718,043 |
|------------------------|--------|------|---------|-----|-----|---------|

Inmate Revolving Fund (0540)

|                         |        |      |         |         |     |         |
|-------------------------|--------|------|---------|---------|-----|---------|
| INMATE FUND PROGRAMS PS | 09.025 | 5508 | 719,191 | 614,774 | --- | 104,417 |
|-------------------------|--------|------|---------|---------|-----|---------|

|                          |        |      |         |        |     |        |
|--------------------------|--------|------|---------|--------|-----|--------|
| INMATE FUND PROGRAMS E&E | 09.025 | 5509 | 126,097 | 39,855 | --- | 86,242 |
|--------------------------|--------|------|---------|--------|-----|--------|

**Office of the Director**

Working Capital Revolving Fund (0510)

|                     |        |      |        |        |     |       |
|---------------------|--------|------|--------|--------|-----|-------|
| GENERAL SERVICES PS | 09.010 | 2775 | 71,325 | 62,187 | --- | 9,138 |
|---------------------|--------|------|--------|--------|-----|-------|

**Division of Offender Rehabilitative Services**

Working Capital Revolving Fund (0510)

|                          |        |      |            |            |     |           |
|--------------------------|--------|------|------------|------------|-----|-----------|
| VOCATIONAL ENTERPRIS E&E | 09.415 | 2776 | 26,344,542 | 19,036,738 | --- | 7,307,804 |
|--------------------------|--------|------|------------|------------|-----|-----------|

|                           |        |      |           |           |     |           |
|---------------------------|--------|------|-----------|-----------|-----|-----------|
| VOCATIONAL ENTERPRISES PS | 09.415 | 2967 | 7,447,058 | 6,072,515 | --- | 1,374,543 |
|---------------------------|--------|------|-----------|-----------|-----|-----------|

|                         |        |      |         |     |     |         |
|-------------------------|--------|------|---------|-----|-----|---------|
| PRISON INDUSTRY ENHANCE | 09.416 | 3155 | 962,762 | --- | --- | 962,762 |
|-------------------------|--------|------|---------|-----|-----|---------|

|                        |        |      |         |        |     |         |
|------------------------|--------|------|---------|--------|-----|---------|
| DORS-MO VOC ENTERPRISE | 13.080 | 3166 | 220,478 | 47,597 | --- | 172,881 |
|------------------------|--------|------|---------|--------|-----|---------|

|                    |        |      |           |         |     |         |
|--------------------|--------|------|-----------|---------|-----|---------|
| FUEL AND UTILITIES | 09.030 | 4281 | 1,000,000 | 510,799 | --- | 489,201 |
|--------------------|--------|------|-----------|---------|-----|---------|

|                    |        |      |         |     |     |         |
|--------------------|--------|------|---------|-----|-----|---------|
| TELECOMMUNICATIONS | 09.035 | 5681 | 256,400 | --- | --- | 256,400 |
|--------------------|--------|------|---------|-----|-----|---------|

**Division of Adult Institutions**

Working Capital Revolving Fund (0510)

|              |        |      |        |        |     |       |
|--------------|--------|------|--------|--------|-----|-------|
| DAI STAFF PS | 09.200 | 1994 | 53,760 | 48,510 | --- | 5,250 |
|--------------|--------|------|--------|--------|-----|-------|

|                       |        |      |         |         |     |        |
|-----------------------|--------|------|---------|---------|-----|--------|
| JEFF CITY CORR CTR PS | 09.205 | 1995 | 188,161 | 176,029 | --- | 12,132 |
|-----------------------|--------|------|---------|---------|-----|--------|

|                     |        |      |         |         |     |       |
|---------------------|--------|------|---------|---------|-----|-------|
| MOBERLY CORR CTR PS | 09.225 | 1997 | 161,281 | 153,649 | --- | 7,632 |
|---------------------|--------|------|---------|---------|-----|-------|

|                        |        |      |        |        |     |        |
|------------------------|--------|------|--------|--------|-----|--------|
| MO EASTERN CORR CTR PS | 09.235 | 2001 | 53,760 | 39,648 | --- | 14,112 |
|------------------------|--------|------|--------|--------|-----|--------|

Inmate Revolving Fund (0540)

|                   |        |      |         |         |     |       |
|-------------------|--------|------|---------|---------|-----|-------|
| OZARK CORR CTR PS | 09.220 | 1996 | 157,182 | 153,873 | --- | 3,309 |
|-------------------|--------|------|---------|---------|-----|-------|

**Division of Probation and Parole**

Inmate Revolving Fund (0540)

|                        |        |      |           |           |     |       |
|------------------------|--------|------|-----------|-----------|-----|-------|
| RESIDENTIAL TRTMNT FAC | 09.515 | 1467 | 1,949,598 | 1,945,246 | --- | 4,352 |
|------------------------|--------|------|-----------|-----------|-----|-------|

|                      |        |      |         |         |     |     |
|----------------------|--------|------|---------|---------|-----|-----|
| COMM CORR COORD UNIT | 09.515 | 9716 | 157,734 | 157,029 | --- | 705 |
|----------------------|--------|------|---------|---------|-----|-----|

|                       |        |      |           |           |     |     |
|-----------------------|--------|------|-----------|-----------|-----|-----|
| ELECTRONIC MONITORING | 09.515 | 9717 | 1,103,110 | 1,103,110 | --- | --- |
|-----------------------|--------|------|-----------|-----------|-----|-----|

Subtotals

|             |             |           |            |
|-------------|-------------|-----------|------------|
| 212,546,067 | 151,202,227 | 5,937,186 | 55,406,654 |
|-------------|-------------|-----------|------------|

**STATE OF MISSOURI  
SUMMARY OF APPROPRIATION ACTIVITY  
INTERNAL SERVICE FUNDS  
FOR THE APPROPRIATION YEAR 2003**

|   | H.B.<br>No. | Appr.<br>No. | Appropriations | Expenditures<br>and<br>Transfers Out | Reappropriations<br>to 2004 | Lapse of<br>Appropriations |
|---|-------------|--------------|----------------|--------------------------------------|-----------------------------|----------------------------|
| <b>Appropriated Transfers Out To:</b>   |             |              |                |                                      |                             |                            |
| General Revenue Fund (0101)   | 04.037      | T119         | 161            | 161                                  | ---                         | ---                        |
| General Revenue Fund (0101)   | 04.037      | T120         | 8,515          | 8,515                                | ---                         | ---                        |
| General Revenue Fund (0101)   | 04.037      | T121         | 1,682          | 1,682                                | ---                         | ---                        |
| General Revenue Fund (0101)   | 04.037      | T122         | 1              | 1                                    | ---                         | ---                        |
| General Revenue Fund (0101)   | 04.037      | T123         | 16             | 16                                   | ---                         | ---                        |
| General Revenue Fund (0101)   | 04.037      | T124         | 87             | 87                                   | ---                         | ---                        |
| General Revenue Fund (0101)   | 04.037      | T125         | 46             | 46                                   | ---                         | ---                        |
| General Revenue Fund (0101)   | 04.037      | T126         | 8              | 8                                    | ---                         | ---                        |
| General Revenue Fund (0101)   | 04.037      | T127         | 2,772          | 2,772                                | ---                         | ---                        |
| General Revenue Fund (0101)   | 04.037      | T128         | 86             | 86                                   | ---                         | ---                        |
| General Revenue Fund (0101)   | 04.037      | T130         | 13             | 13                                   | ---                         | ---                        |
| General Revenue Fund (0101)   | 05.345      | T277         | 2,117,479      | 1,552,751                            | ---                         | 564,728                    |
| General Revenue Fund (0101)   | 05.430      | T283         | 768,501        | 572,367                              | ---                         | 196,134                    |
| General Revenue Fund (0101)   | 05.450      | T284         | 18,714         | 18,714                               | ---                         | ---                        |
| General Revenue Fund (0101)   | 05.450      | T285         | 417,646        | 407,077                              | ---                         | 10,569                     |
| State Legal Expense Fund (0692)   | 05.460      | T287         | 25,000         | ---                                  | ---                         | 25,000                     |
| Social Security Contributions Fund (0702)   | 05.115      | T293         | 3,140,964      | 2,485,770                            | ---                         | 655,194                    |
| State Retirement Contributions Fund (0701)  | 05.130      | T297         | 4,058,519      | 3,230,139                            | ---                         | 828,380                    |
| Missouri State Employees' Deferred<br>Compensation Incentive Plan<br>Administration Fund (0706) | 05.150      | T300         | 252,000        | 205,990                              | ---                         | 46,010                     |
| Missouri Consolidated Health Care Plan<br>Benefit Fund (0765)                                   | 05.170      | T304         | 5,177,282      | 4,715,917                            | ---                         | 461,365                    |
| General Revenue Fund (0101)   | 05.050      | T308         | 526            | ---                                  | ---                         | 526                        |
| General Revenue Fund (0101)   | 18.280      | T437         | 98,603         | 74,383                               | ---                         | 24,220                     |
| General Revenue Fund (0101)   | 05.395      | T468         | 29,358         | 23,209                               | ---                         | 6,149                      |
| Economic Development Administrative Fund (0547)   | 07.015      | T502         | 593,586        | 505,813                              | ---                         | 87,773                     |
| General Revenue Fund (0101)   | 05.325      | T541         | 494            | 493                                  | ---                         | 1                          |
| General Revenue Fund (0101)   | 05.040      | T650         | 34,315         | 34,315                               | ---                         | ---                        |
| General Revenue Fund (0101)   | 05.040      | T712         | 87,658         | 87,658                               | ---                         | ---                        |
| General Revenue Fund (0101)   | 05.040      | T713         | 188,708        | 188,708                              | ---                         | ---                        |
| General Revenue Fund (0101)   | 05.040      | T714         | 531,550        | 531,550                              | ---                         | ---                        |
| General Revenue Fund (0101)   | 05.040      | T715         | 304,966        | 304,966                              | ---                         | ---                        |
| General Revenue Fund (0101)   | 05.040      | T716         | 585            | 585                                  | ---                         | ---                        |
| General Revenue Fund (0101)   | 05.040      | T717         | 239            | 239                                  | ---                         | ---                        |
| General Revenue Fund (0101)   | 05.040      | T718         | 650            | 650                                  | ---                         | ---                        |
| General Revenue Fund (0101)   | 05.040      | T719         | 931            | 931                                  | ---                         | ---                        |

|                             |        |      |                       |                       |                     |                      |
|-----------------------------|--------|------|-----------------------|-----------------------|---------------------|----------------------|
| General Revenue Fund (0101) | 05.040 | T720 | 237                   | 237                   | ---                 | ---                  |
| General Revenue Fund (0101) | 05.040 | T721 | 49,303                | 49,303                | ---                 | ---                  |
| General Revenue Fund (0101) | 05.040 | T722 | 16,429                | 16,429                | ---                 | ---                  |
| General Revenue Fund (0101) | 05.040 | T724 | 18,576                | 18,576                | ---                 | ---                  |
| General Revenue Fund (0101) | 05.040 | T812 | <u>68,753</u>         | <u>68,753</u>         | <u>---</u>          | <u>---</u>           |
| Subtotals                   |        |      | <u>18,014,959</u>     | <u>15,108,910</u>     | <u>---</u>          | <u>2,906,049</u>     |
| Totals                      |        |      | <u>\$ 230,561,026</u> | <u>\$ 166,311,137</u> | <u>\$ 5,937,186</u> | <u>\$ 58,312,703</u> |

**STATE OF MISSOURI  
SUMMARY OF APPROPRIATION ACTIVITY  
AGENCY AND TRUST FUNDS - AGENCY  
FOR THE APPROPRIATION YEAR 2003**

|   | H.B.<br>No. | Appr.<br>No. | Appropriations | Expenditures<br>and<br>Transfers Out | Reappropriations<br>to 2004 | Lapse of<br>Appropriations |
|---|-------------|--------------|----------------|--------------------------------------|-----------------------------|----------------------------|
| <b><u>JUDICIARY</u></b>   |             |              |                |                                      |                             |                            |
| <b><u>Circuit Courts</u></b>  |             |              |                |                                      |                             |                            |
| Debt Offset Escrow Fund (0753)<br>DEBT OFFSET   | 12.360      | 4004         | \$ 100,000     | \$ ---                               | \$ ---                      | \$ 100,000                 |
| <b><u>Debt Offset Escrow Fund</u></b>   |             |              |                |                                      |                             |                            |
| Debt Offset Escrow Fund (0753)<br>DEBT OFFSET ESCROW FUND   | 12.400      | 3023         | 1,050,000      | 810,797                              | ---                         | 239,203                    |
| <b><u>OFFICE OF ADMINISTRATION</u></b>  |             |              |                |                                      |                             |                            |
| <b><u>Division of Accounting</u></b>  |             |              |                |                                      |                             |                            |
| State Retirement Contributions Fund (0701)<br>RETIREMENT SYSTEM CONTR   | 05.135      | 9179         | 180,129,000    | 167,214,280                          | ---                         | 12,914,720                 |
| Social Security Contributions (OASDI/Medicare)<br>Fund (0702)<br>OASDI CONTRIBUTIONS                                      | 05.125      | 0136         | 145,892,000    | 137,253,557                          | ---                         | 8,638,443                  |
| Missouri State Employees' Deferred<br>Compensation Incentive Plan Administration<br>Fund (0706)<br>DEFERRED COMP PAYMENTS | 05.160      | 0036         | 12,304,000     | 11,515,178                           | ---                         | 788,822                    |
| Missouri Consolidated Health Care Plan<br>Benefit Fund (0765)<br>MOCHCP CONTRIBUTIONS                                     | 05.175      | 1335         | 259,277,797    | 254,608,959                          | ---                         | 4,668,838                  |
| Missouri State Employees' Voluntary Life<br>Insurance Fund (0910)<br>VOLUNTARY LIFE INSURANCE                             | 05.185      | 0045         | 749,427        | 749,426                              | ---                         | 1                          |
| <b><u>Division of Purchasing and Materials<br/>Management</u></b>   |             |              |                |                                      |                             |                            |
| Proceeds of Surplus Property Sales<br>Fund (0710)<br>SURPLUS PROP SALE PROCEED  | 05.380      | 1576         | 1,090,000      | 968,808                              | ---                         | 121,192                    |
| <b><u>DEPARTMENT OF AGRICULTURE</u></b>   |             |              |                |                                      |                             |                            |
| <b><u>Division of Animal Health</u></b>   |             |              |                |                                      |                             |                            |
| Agriculture Bond Trustee Fund (0756)<br>BOND TRUSTEE ACCOUNT  | 06.055      | 3120         | 135,000        | ---                                  | ---                         | 135,000                    |

**DEPARTMENT OF HIGHER EDUCATION**

**Higher Education Administration**

Debt Offset Escrow Fund (0753)

|                                     |        |      |         |         |     |         |
|-------------------------------------|--------|------|---------|---------|-----|---------|
| LOAN PRGM REFUND OFFSET             | 03.130 | 2000 | 750,000 | 111,348 | --- | 638,652 |
| CC TAX REFUND OFFSET                | 03.145 | 3386 | 250,000 | 224,108 | --- | 25,892  |
| Proprietary School Bond Fund (0760) |        |      |         |         |     |         |
| PROPRIETARY SCHOOL BOND             | 03.010 | 7986 | 100,000 | ---     | --- | 100,000 |

**State Colleges and Universities**

Debt Offset Escrow Fund (0753)

|                           |        |      |         |         |     |         |
|---------------------------|--------|------|---------|---------|-----|---------|
| LINN STATE TECH COLLEGE   | 03.150 | 0076 | 30,000  | ---     | --- | 30,000  |
| CENTRAL MO STATE UNIV     | 03.155 | 2004 | 75,000  | 72,736  | --- | 2,264   |
| SOUTHEAST MO STATE UNIV   | 03.160 | 2008 | 75,000  | 33,537  | --- | 41,463  |
| SOUTHWEST MO STATE UNIV   | 03.165 | 2011 | 160,000 | 156,797 | --- | 3,203   |
| LINCOLN UNIVERSITY        | 03.170 | 2014 | 75,000  | 38,539  | --- | 36,461  |
| TRUMAN STATE UNIVERSITY   | 03.175 | 2017 | 75,000  | 2,547   | --- | 72,453  |
| NORTHWEST MO STATE UNIV   | 03.180 | 2020 | 75,000  | 48,783  | --- | 26,217  |
| MISSOURI SOUTHERN COLLEGE | 03.185 | 2023 | 75,000  | 18,956  | --- | 56,044  |
| MISSOURI WESTERN COLLEGE  | 03.190 | 2026 | 75,000  | 56,236  | --- | 18,764  |
| HARRIS STOWE STATE COLL   | 03.195 | 2030 | 75,000  | ---     | --- | 75,000  |
| UNIV OF MISSOURI CAMPUSES | 03.200 | 2034 | 200,000 | ---     | --- | 200,000 |

**DEPARTMENT OF HEALTH AND SENIOR SERVICES**

**Administration**

Debt Offset Escrow Fund (0753)

|                    |        |      |        |       |     |        |
|--------------------|--------|------|--------|-------|-----|--------|
| DEBT OFFSET ESCROW | 10.670 | 0258 | 50,000 | 4,318 | --- | 45,682 |
|--------------------|--------|------|--------|-------|-----|--------|

**DEPARTMENT OF LABOR AND INDUSTRIAL RELATIONS**

**Division of Employment Security**

Debt Offset Escrow Fund (0753)

|                         |        |      |           |           |     |        |
|-------------------------|--------|------|-----------|-----------|-----|--------|
| DEBT OFFSET ESCROW FUND | 07.875 | 2146 | 2,100,000 | 2,064,869 | --- | 35,131 |
|-------------------------|--------|------|-----------|-----------|-----|--------|

**DEPARTMENT OF MENTAL HEALTH**

Debt Offset Escrow Fund (0753)

|         |        |      |        |        |     |       |
|---------|--------|------|--------|--------|-----|-------|
| REFUNDS | 10.015 | 1837 | 70,000 | 62,095 | --- | 7,905 |
|---------|--------|------|--------|--------|-----|-------|

**DEPARTMENT OF REVENUE**

**Division of Taxation**

Debt Offset Escrow Fund (0753)

|             |        |      |         |         |     |    |
|-------------|--------|------|---------|---------|-----|----|
| DEBT OFFSET | 04.135 | 3985 | 276,600 | 276,552 | --- | 48 |
|-------------|--------|------|---------|---------|-----|----|

**STATE OF MISSOURI  
SUMMARY OF APPROPRIATION ACTIVITY  
AGENCY AND TRUST FUNDS - AGENCY  
FOR THE APPROPRIATION YEAR 2003**

|   | H.B.<br>No. | Appr.<br>No. | Appropriations        | Expenditures<br>and<br>Transfers Out | Reappropriations<br>to 2004 | Lapse of<br>Appropriations |
|---|-------------|--------------|-----------------------|--------------------------------------|-----------------------------|----------------------------|
| <b><u>DEPARTMENT OF SOCIAL SERVICES</u></b>   |             |              |                       |                                      |                             |                            |
| <b><u>Division of Child Support Enforcement</u></b>   |             |              |                       |                                      |                             |                            |
| Debt Offset Escrow Fund (0753)  |             |              |                       |                                      |                             |                            |
| DISTRIBUTION PASS THROUGH   |             |              |                       |                                      |                             |                            |
|   | 11.060      | 1716         | 6,000,000             | 4,499,392                            | ---                         | 1,500,608                  |
| Subtotals   |             |              | <u>611,313,824</u>    | <u>580,791,818</u>                   | ---                         | <u>30,522,006</u>          |
| <b>Appropriated Transfers Out To:</b>   |             |              |                       |                                      |                             |                            |
| General Revenue Fund (0101)   | 04.037      | T236         | 294                   | 294                                  | ---                         | ---                        |
| General Revenue Fund (0101)   | 04.037      | T237         | 4                     | 4                                    | ---                         | ---                        |
| Social Security Contributions Fund (0702)   | 05.115      | T293         | 200                   | ---                                  | ---                         | 200                        |
| State Retirement Contributions Fund (0701)  | 05.130      | T297         | 1,000                 | ---                                  | ---                         | 1,000                      |
| Missouri State Employees' Deferred<br>Compensation Incentive Plan<br>Administration Fund (0706) | 05.150      | T300         | 1,000                 | ---                                  | ---                         | 1,000                      |
| Missouri Consolidated Health Care Plan<br>Benefit Fund (0765)                                   | 05.170      | T304         | 500                   | ---                                  | ---                         | 500                        |
| General Revenue Fund (0101)   | 05.325      | T541         | 145                   | 145                                  | ---                         | ---                        |
| Social Services Federal and Other Sources<br>Fund (0610)  | 05.325      | T541         | 12,984,077            | 12,984,077                           | ---                         | ---                        |
| State Highways and Transportation<br>Department Fund (0644)                                     | 05.325      | T541         | 1,708                 | 1,447                                | ---                         | 261                        |
| General Revenue Fund (0101)   | 12.165      | T546         | 650,000               | 648,907                              | ---                         | 1,093                      |
| General Revenue Fund (0101)   | 05.040      | T820         | 12,400                | 12,400                               | ---                         | ---                        |
| General Revenue Fund (0101)   | 05.040      | T869         | 7,796                 | ---                                  | ---                         | 7,796                      |
| Subtotals   |             |              | <u>13,659,124</u>     | <u>13,647,274</u>                    | ---                         | <u>11,850</u>              |
| Totals  |             |              | <u>\$ 624,972,948</u> | <u>\$ 594,439,092</u>                | <u>---</u>                  | <u>\$ 30,533,856</u>       |

**STATE OF MISSOURI  
SUMMARY OF APPROPRIATION ACTIVITY  
AGENCY AND TRUST FUNDS - PRIVATE PURPOSE  
FOR THE APPROPRIATION YEAR 2003**

|   | H.B.<br>No. | Appr.<br>No. | Appropriations    | Expenditures<br>and<br>Transfers Out | Reappropriations<br>to 2004 | Lapse of<br>Appropriations |
|---|-------------|--------------|-------------------|--------------------------------------|-----------------------------|----------------------------|
| <b><u>EXECUTIVE</u></b>                             |             |              |                   |                                      |                             |                            |
| <b><u>State Treasurer - Abandoned Fund</u></b>      |             |              |                   |                                      |                             |                            |
| Abandoned Fund Account Fund (0863)                  |             |              |                   |                                      |                             |                            |
| AF ADVERTISING & AUCTIONS                           | 12.120      | 1321         | \$ 345,000        | \$ 249,758                           | \$ ---                      | \$ 95,242                  |
| AF CLAIMS   | 12.140      | 3173         | 16,000,000        | 13,011,897                           | ---                         | 2,988,103                  |
| <b><u>OFFICE OF ADMINISTRATION</u></b>              |             |              |                   |                                      |                             |                            |
| <b><u>Board of Fund Commissioners</u></b>           |             |              |                   |                                      |                             |                            |
| Escheats Fund (0862)                                |             |              |                   |                                      |                             |                            |
| ESCHEATS  | 05.280      | 0140         | 250,000           | 178,780                              | ---                         | 71,220                     |
| <b><u>DEPARTMENT OF HIGHER EDUCATION</u></b>        |             |              |                   |                                      |                             |                            |
| <b><u>State Colleges and Universities</u></b>       |             |              |                   |                                      |                             |                            |
| State Seminary Fund (0872)                          |             |              |                   |                                      |                             |                            |
| SEMINARY FUND INVESTMENTS                           | 03.255      | 0633         | 1,500,000         | 602,062                              | ---                         | 897,938                    |
| <b><u>DEPARTMENT OF SOCIAL SERVICES</u></b>         |             |              |                   |                                      |                             |                            |
| <b><u>Division of Child Support Enforcement</u></b> |             |              |                   |                                      |                             |                            |
| Alternative Care Trust Fund (0905)                  |             |              |                   |                                      |                             |                            |
| DISTRIBUTION PASS THROUGH                           | 11.060      | 3586         | 167,000           | ---                                  | ---                         | 167,000                    |
| <b><u>Division of Family Services</u></b>           |             |              |                   |                                      |                             |                            |
| Alternative Care Trust Fund (0905)                  |             |              |                   |                                      |                             |                            |
| FOSTER CARE CHILDRENS ACC                           | 11.240      | 8181         | 12,000,000        | 11,100,960                           | ---                         | 899,040                    |
| Subtotals   |             |              | <u>30,262,000</u> | <u>25,143,457</u>                    | <u>---</u>                  | <u>5,118,543</u>           |
| <b>Appropriated Transfers Out To:</b>               |             |              |                   |                                      |                             |                            |
| General Revenue Fund (0101)                         | 04.037      | T251         | 592               | 592                                  | ---                         | ---                        |
| General Revenue Fund (0101)                         | 04.037      | T252         | 10,150            | 10,150                               | ---                         | ---                        |
| State Public School (0817)                          | 05.330      | T542         | 1,482,991         | 1,482,990                            | ---                         | 1                          |
| Abandoned Fund Account Fund (0863)                  | 05.330      | T542         | 6,818,642         | 6,818,641                            | ---                         | 1                          |
| Mental Health Trust Fund (0926)                     | 10.017      | T545         | 50,000            | 48,031                               | ---                         | 1,969                      |
| General Revenue Fund (0101)                         | 12.150      | T547         | 30,168,914        | 29,659,804                           | ---                         | 509,110                    |

|                                 |        |      |                      |                      |               |                     |
|---------------------------------|--------|------|----------------------|----------------------|---------------|---------------------|
| State Public School Fund (0817) | 05.285 | T639 | 629,000              | 220,858              | ---           | 408,142             |
| General Revenue Fund (0101)     | 05.040 | T851 | 9,967                | 9,967                | ---           | ---                 |
| General Revenue Fund (0101)     | 05.040 | T852 | 312,629              | 312,629              | ---           | ---                 |
| General Revenue Fund (0101)     | 05.040 | T867 | 81,951               | ---                  | ---           | 81,951              |
|                                 |        |      | <u>39,564,836</u>    | <u>38,563,662</u>    | <u>---</u>    | <u>1,001,174</u>    |
| Subtotals                       |        |      |                      |                      |               |                     |
| Totals                          |        |      | <u>\$ 69,826,836</u> | <u>\$ 63,707,119</u> | <u>\$ ---</u> | <u>\$ 6,119,717</u> |



**STATE OF MISSOURI**  
**NOTES TO THE APPROPRIATION ACTIVITY REPORT**  
**APPROPRIATION YEAR 2003**

---

**REVISED 10/28/03**

**Note 1 – Basis of Accounting**

The Appropriation Activity Report is prepared on a budgetary (non-GAAP) basis of accounting that records revenues when cash is received and expenditures when the liabilities are authorized for disbursement.

Revenues and expenditures are reported during a twelve-month period, July 1 through June 30. During a two-month lapse period that ends August 31, corrections can be made to the revenues and expenditures processed during the period July 1 through June 30. Prior to fiscal year 1999, the appropriation year was an eighteen-month period ending on December 31. The change in the length of the lapse period was due to the manner in which capital expenditures are budgeted and the implementation of a new financial management system.

**Note 2 – Biennial Appropriations**

Biennial appropriations, which are located in House Bills 13 and 16-19, are appropriations to be spent over two years. The balance after the first year of the appropriation that ended June 30, 2002 was rolled over into the current fiscal year. The appropriation amount reported in the current fiscal year is the rollover amount from fiscal year 2002 plus any increases and less any decreases to the appropriations, which occurred during fiscal year 2003.

Corrections were made to biennial appropriations, thereby increasing the appropriation and reducing fiscal year 2003 expenditures. Adjustments were made to the following appropriations in order to reflect these changes, so that the appropriation amount reappropriated from fiscal year 2002 would match the current year's appropriation balance.

| <u>Appropriation</u> | <u>Fund</u> | <u>Agency</u> | <u>Adjusted Amount</u> |
|----------------------|-------------|---------------|------------------------|
| 0386                 | 0415        | 781           | \$ 55,459              |
| 1159                 | 0290        | 420           | 1,718                  |
| T436                 | 0140        | 310           | 31,172                 |
| T437                 | 0691        | 310           | 1,152                  |

**Note 3 – Article X Distributions/Appropriated Transfers**

Article X, Sections 16 through 24 of the Missouri Constitution establishes a revenue limit for Missouri State Government. When total revenues exceed the limit, income tax refunds are generated. During fiscal year 2003, the State refunded \$6.0 million. All of the refunds were initially paid from the General Revenue Fund and various other funds reimburse their share of the refund liability through operating transfers to the General Revenue Fund as appropriated per H.B. 4.037 by the General Assembly. The total amount reimbursed from other funds was \$970 thousand.

**STATE OF MISSOURI  
NOTES TO THE APPROPRIATION ACTIVITY REPORT  
APPROPRIATION YEAR 2003**

**REVISED 10/28/03**

**Note 4 – Court Ordered Desegregation**

The expenditures of the St. Louis Desegregation Plan and the Kansas City Desegregation Plan are mandated by court orders. Final payment for the Kansas City Plan was made in Fiscal Year 1999 in accordance with the mandated court order.

St. Louis Desegregation Plan

The amounts for the current year and prior years are:

| <u>Appropriation<br/>Year</u> | <u>Projected<br/>Expenditures</u> | <u>Expenditures</u> | <u>Lapses</u> |
|-------------------------------|-----------------------------------|---------------------|---------------|
| 2003                          | \$ 20,000,000                     | \$ 20,000,000       | \$ ---        |
| 2002                          | 20,000,000                        | 20,000,000          | ---           |
| 2001                          | 50,000,000                        | 50,000,000          | ---           |
| 2000                          | 53,500,000                        | 53,476,585          | 23,415        |
| 1999                          | 191,862,972                       | 188,799,736         | 3,063,236     |
| 1998                          | 158,800,000                       | 147,021,949         | 11,778,051    |
| 1997                          | 151,700,000                       | 138,086,852         | 13,613,148    |
| 1996                          | 153,700,000                       | 148,291,471         | 5,408,529     |
| 1995                          | 155,700,000                       | 139,258,397         | 16,441,603    |
| 1994                          | 147,600,000                       | 134,202,695         | 13,397,305    |
| 1993                          | 147,100,000                       | 136,028,438         | 11,071,562    |
| 1992                          | 144,600,000                       | 137,189,737         | 7,410,263     |
| 1991                          | 135,200,000                       | 132,695,771         | 2,504,229     |
| 1990                          | 135,000,000                       | 122,161,135         | 12,838,865    |
| 1989                          | 129,000,000                       | 116,999,047         | 12,000,953    |
| 1988                          | 107,200,000                       | 93,957,886          | 13,242,114    |
| 1987                          | 84,700,000                        | 83,473,429          | 1,226,571     |
| 1986                          | 74,800,000                        | 66,300,504          | 8,499,496     |
| 1985                          | 59,200,000                        | 57,095,304          | 2,104,696     |
| 1984                          | 40,400,000                        | 37,424,743          | 2,975,257     |
| 1983                          | 21,000,000                        | 17,187,556          | 3,812,444     |
| 1982                          | 13,500,000                        | 13,140,216          | 359,784       |
| 1981                          | 10,180,490                        | 8,530,000           | 1,650,490     |

Kansas City Desegregation Plan

The amounts for the prior years are:

| <u>Appropriation<br/>Year</u> | <u>Projected<br/>Expenditures</u> | <u>Expenditures</u> | <u>Lapses</u> |
|-------------------------------|-----------------------------------|---------------------|---------------|
| 1999                          | \$ 99,000,000                     | \$ 97,532,435       | \$ 1,467,565  |
| 1998                          | 132,737,856                       | 132,737,852         | 4             |
| 1997                          | 110,300,000                       | 89,042,565          | 21,257,435    |
| 1996                          | 168,200,000                       | 125,591,973         | 42,608,027    |
| 1995                          | 203,200,000                       | 175,045,453         | 28,154,547    |
| 1994                          | 196,850,000                       | 143,290,085         | 53,559,915    |
| 1993                          | 209,600,000                       | 139,789,109         | 69,810,891    |
| 1992                          | 191,400,000                       | 159,334,336         | 32,065,664    |
| 1991                          | 157,900,000                       | 141,063,712         | 16,836,288    |
| 1990                          | 130,400,000                       | 110,584,262         | 19,815,738    |
| 1989                          | 121,500,000                       | 107,379,937         | 14,120,063    |
| 1988                          | 67,060,000                        | 64,107,617          | 2,952,383     |
| 1987                          | 37,900,000                        | 36,714,920          | 1,185,080     |
| 1986                          | 19,900,000                        | 12,769,196          | 7,130,804     |

**STATE OF MISSOURI**  
**NOTES TO THE APPROPRIATION ACTIVITY REPORT**  
**APPROPRIATION YEAR 2003**

---

**REVISED 10/28/03**

**Note 5 – Other Transfers**

These amounts consist primarily of transfers between funds which stand appropriated per either the State constitution or the State statutes. Also included are transfers between funds which correct transactions occurring in a prior fiscal/appropriation year. Beginning in fiscal year 2002, all transfers were appropriated, therefore there are no other transfers.

**Note 6 – General Fund**

The General Fund includes General Revenue Funds and Federal Funds.

| Fund<br>Number                | Fund Name   |
|-------------------------------|---|
| <b>General Revenue Funds:</b> |   |
| 0100                          | Budget Reserve  |
| 0101                          | General Revenue   |
| 0106                          | Cash Operating Reserve  |
| 0107                          | Budget Stabilization  |
| 0108                          | Uncompensated Care  |
| 0113                          | Health Interagency Payments   |
| 0124                          | Facilities Maintenance Reserve  |
| 0128                          | State Property Preservation   |
| 0139                          | Intergovernmental Transfer  |
| 0142                          | Federal Reimbursement Allowance                                       |
| 0144                          | Pharmacy Reimbursement Allowance                                      |
| 0161                          | Title XIX – Patient Placement   |
| 0169                          | Child Support Enforcement Collections                                 |
| 0172                          | Missouri Technology Investment  |
| 0173                          | Microenterprise Loan  |
| 0174                          | Missouri Water Development  |
| 0176                          | General Revenue Reimbursements  |
| 0177                          | Missouri Humanities Council Trust                                     |
| 0179                          | General Revenue – Cultural Sub-Account                                |
| 0196                          | Nursing Facility Federal Reimbursement Allowance                      |
| 0198                          | Post Closure  |
| 0603                          | Attorney General's Court Costs  |
| 0617                          | Disproportionate Share  |
| 0666                          | Attorney General's Anti-Trust   |
| 0686                          | State Elections Subsidy   |
| 0692                          | State Legal Expense   |
| <b>Federal Funds</b>          |   |
| 0104-0199                     | <i>(excluding Fund Numbers listed above and 0109, 0131, and 0134)</i> |
| 0610                          | Division of Family Services – Administrative                          |
| 0663                          | Missouri Disaster   |
| 0697                          | Abandoned Mined Reclamation   |
| 0948                          | Unemployment Compensation Administration                              |

This reporting is consistent with Missouri's Comprehensive Annual Financial Report.

**STATE OF MISSOURI**  
**NOTES TO THE APPROPRIATION ACTIVITY REPORT**  
**APPROPRIATION YEAR 2003**

---

**REVISED 10/28/03**

**Note 7 – General Revenue Fund**

Operational results for the General Revenue Fund (Fund 0101) for fiscal year 2003 are as follows:

**Revenues**

|   |          |                      |
|---|----------|----------------------|
| Taxes                                       |          | \$ 6,854,221,868     |
| Licenses, Fees, and Permits                 |          | 67,499,667           |
| Sales, Services, Leases and Rentals         |          | 113,201,152          |
| Bond Sale Proceeds                          |          | 3,969                |
| Contributions and Intergovernmental         |          | 95,681,590           |
| Interest, Penalties, and Unclaimed Property |          | 21,659,941           |
| Refunds                                     |          | 11,060,252           |
| Miscellaneous Revenues                      |          | <u>19,022,930</u>    |
|   | Subtotal | <u>7,182,351,369</u> |
| Transfers In                                |          | <u>1,171,928,528</u> |
| Total Revenues and Transfers In             |          | 8,354,279,897        |

**Expenditures**

|                                       |          |                        |
|---------------------------------------|----------|------------------------|
| Personal Service                      |          | 1,646,742,441          |
| Expense and Equipment                 |          | 444,652,208            |
| Capital Improvements                  |          | 28,353,678             |
| Program Specific                      |          | 2,873,485,640          |
| Article X Distribution                |          | 5,950,032              |
| Court Order Desegregation Payments    |          | <u>20,000,000</u>      |
|                                       | Subtotal | <u>5,019,183,999</u>   |
| Transfers Out                         |          | <u>3,371,451,058</u>   |
| Total Expenditures and Transfers Out  |          | 8,390,635,057          |
| Excess Expenditures and Transfers Out |          | <u>\$ (36,355,160)</u> |

Program specific expenditures, as presented in this report, include refunds. The total amount refunded from the General Revenue Fund (Fund 0101) during the year totaled \$1,160,369,500, of which \$1,156,339,011 was tax refunds.