

STATE OF MISSOURI

APPROPRIATION ACTIVITY REPORT




APPROPRIATION YEAR 2004

**OFFICE OF ADMINISTRATION
DIVISION OF ACCOUNTING**

APPROPRIATION ACTIVITY REPORT

APPROPRIATION YEAR 2004



STATE OF MISSOURI

BOB HOLDEN
GOVERNOR

JACQUELYN D. WHITE
COMMISSIONER
OFFICE OF ADMINISTRATION

JACK DOTHAGE
INTERIM DIRECTOR
DIVISION OF ACCOUNTING

Bob Holden
Governor



Jacquelyn D. White
Commissioner

State of Missouri
OFFICE OF ADMINISTRATION
Post Office Box 809
Jefferson City, Missouri 65102
(573) 751-2971
<http://www.oa.mo.gov/acct/>

Jack Dothage
Interim Director
Division of Accounting

August 31, 2004

The Honorable Bob Holden
Governor of Missouri
State Capitol
Jefferson City, Missouri 65101

Dear Governor Holden:

I am pleased to submit the Appropriation Activity Report of the State of Missouri for the appropriation year, July 1, 2003 through July 31, 2004.

This report, together with the annual combined financial report of the Missouri Department of Revenue and the Office of the State Treasurer, will fulfill the statutory requirements for financial reporting under Section 32.060 of the Missouri Revised Statutes.

These statements present a comparative analysis of revenues to expenditures and appropriations to expenditures for Appropriation Year 2004. This report also includes a detailed analysis of appropriations and expenditures by departments, fund groups and major categories. This report is prepared on a budgetary (non-GAAP) basis of accounting. Under the budgetary basis of accounting, revenues are recorded when cash is received and expenditures when the liabilities for them are recorded.

Sincerely,

A handwritten signature in black ink that reads "Jack Dothage".

Jack Dothage, Interim Director
Division of Accounting

**STATE OF MISSOURI
REVENUES - ALL FUNDS AND GENERAL REVENUE FUNDS
FOR FISCAL YEARS 2004 AND 2003**

	Fiscal Year 2004		Fiscal Year 2003	
	All Funds	General Revenue Funds	All Funds	General Revenue Funds
<u>TAXES</u>				
Sales and Use Tax	\$ 2,944,853,815	\$ 1,902,255,404	\$ 2,814,784,901	\$ 1,799,486,436
Income Tax	4,909,136,321	4,901,142,158	4,759,599,565	4,704,700,052
Premium Tax	304,847,871	185,430,417	238,803,234	176,754,653
Commodity Tax	137,678,158	26,911,296	134,958,554	25,846,243
Corporation Franchise Tax	91,387,675	91,387,675	70,265,700	68,363,407
Motor Vehicle Fuel/Use Tax	736,317,563	---	714,658,641	---
Inheritance Tax	75,115,067	75,115,067	81,496,285	79,070,868
Miscellaneous Taxes	324,116,993	42,100,944	301,735,746	38,201,426
Total Taxes	9,523,453,463	7,224,342,961	9,116,302,626	6,892,423,085
<u>LICENSES, FEES AND PERMITS</u>				
Licenses and Permits	342,685,034	5,251,510	336,488,864	5,121,547
Collection Fees	18,813,734	18,764,447	17,948,313	17,896,731
Registration Fees	37,771,541	32,313,007	34,479,321	29,012,929
Regulatory Fees	74,743,539	913,822	73,705,652	888,729
Inspection Fees	9,291,542	492,146	8,649,707	643,725
Court Fees	20,538,094	13,336,981	17,478,866	12,565,105
Financial Institute Exam Fees	6,990,259	---	6,476,118	---
Miscellaneous Fees	100,459,031	1,817,294	95,027,957	1,618,727
Total Licenses, Fees and Permits	611,292,774	72,889,207	590,254,798	67,747,493
<u>SALES</u>				
Bond Sales	262,829,539	63	398,337,310	3,969
Working Capital Revolving Fund Sales	30,279,700	---	30,792,565	56
Lottery Sales	366,115,206	---	310,793,243	---
Sales	27,952,177	2,774,642	24,837,822	983,989
Total Sales	687,176,622	2,774,705	764,760,940	988,014
<u>LEASES AND RENTALS</u>				
Concessions and Recreational Rentals and Leases	2,094,671	1,066	2,287,230	1,066
Miscellaneous Leases and Rentals	23,000,098	277,398	21,353,620	312,895
Total Leases and Rentals	25,094,769	278,464	23,640,850	313,961

STATE OF MISSOURI
REVENUES - ALL FUNDS AND GENERAL REVENUE FUNDS
FOR FISCAL YEARS 2004 AND 2003

	Fiscal Year 2004		Fiscal Year 2003	
	All Funds	General Revenue Funds	All Funds	General Revenue Funds
<u>SERVICES</u>				
Medicaid Services	145,334,013	85,559,942	169,175,823	116,260,535
Medicare Services	7,891,969	7,318,474	10,023,586	9,569,255
Other Medical Services	10,292,211	10,139,414	11,070,280	10,844,565
Other Services	107,852	---	113,660	---
Interagency Services	99,219,378	228,433	89,057,688	523,004
Total Services	262,845,423	103,246,263	279,441,037	137,197,359
<u>CONTRIBUTIONS AND INTER-GOVERNMENTAL RECEIPTS</u>				
Federal Grants	6,706,465,635	1,044,571,828	6,478,356,468	1,113,002,138
Others	65,979,582	481,537	76,018,534	235,458
Total Contributions and Intergovernmental Receipts	6,772,445,217	1,045,053,365	6,554,375,002	1,113,237,596
<u>INTEREST, PENALTIES AND UNCLAIMED PROPERTIES</u>				
Interest	52,534,125	23,622,454	69,197,003	30,498,872
Penalties	21,591,309	450,698	19,947,595	446,089
Unclaimed Properties	76,805,503	42,589	38,916,875	92,820
Total Interest, Penalties and Unclaimed Properties	150,930,937	24,115,741	128,061,473	31,037,781
<u>REFUNDS</u>				
Medicare-Medicaid Refunds	250,677,523	7,377,771	212,955,744	5,408,212
School Refunds	6,301,593	3,681,509	5,731,252	3,546,422
Cost Reimbursements	342,290	342,290	270,948	270,948
Miscellaneous Refunds	13,133,229	1,672,283	22,369,863	1,840,942
Total Refunds	270,454,635	13,073,853	241,327,807	11,066,524
<u>MISCELLANEOUS RECEIPTS</u>				
Redeposit of Investment/ Loan Principal	135,776,586	---	30,277,472	---
Bond Account	6,676,769	6,676,383	5,740,905	5,740,905
Miscellaneous Receipts	502,596,629	78,102,168	624,221,679	177,696,751
Total Miscellaneous Receipts	645,049,984	84,778,551	660,240,056	183,437,656
TOTAL REVENUES	\$ 18,948,743,824	\$ 8,570,553,110	\$ 18,358,404,589	\$ 8,437,449,469

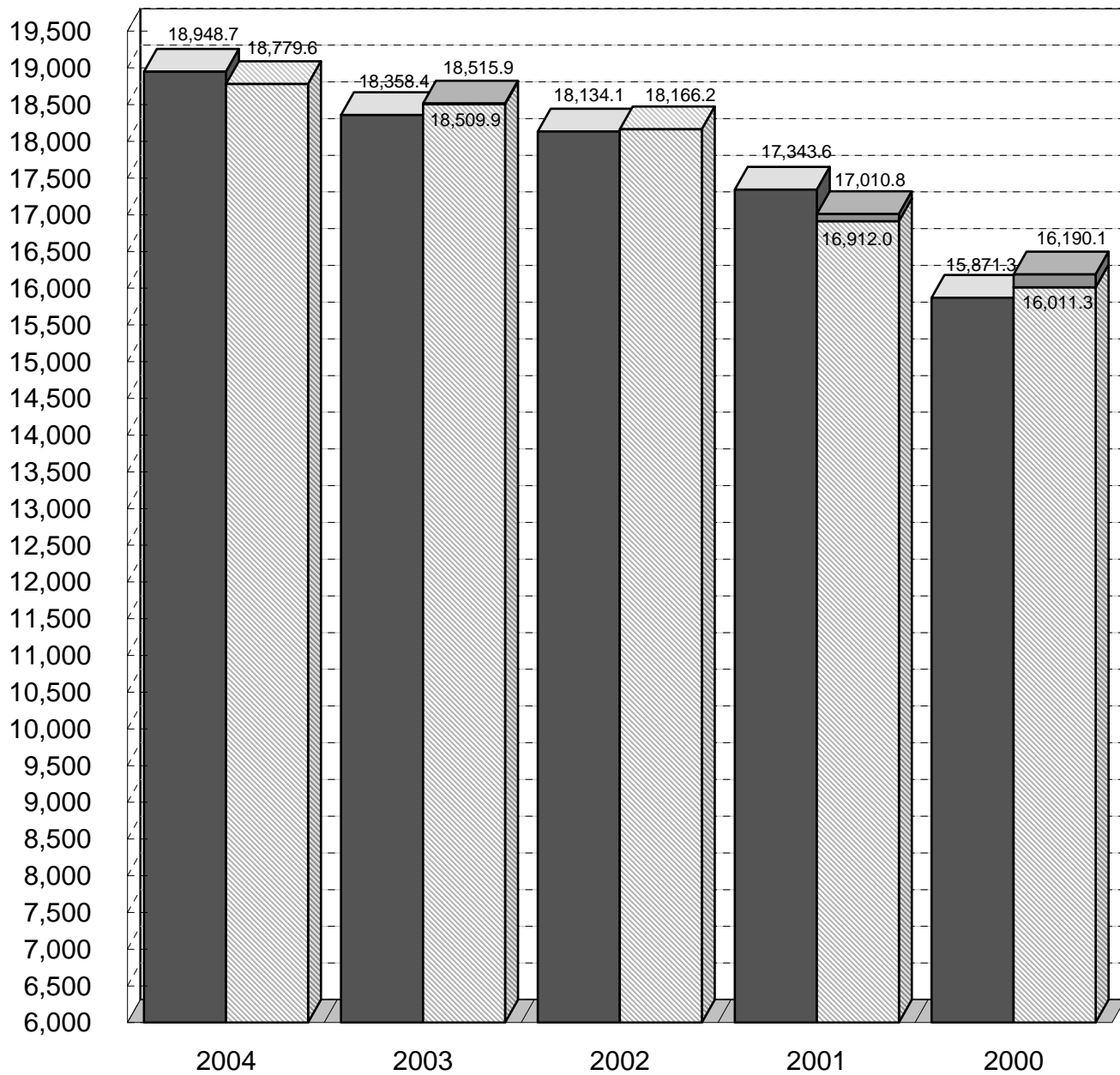
The notes are an integral part of this report.

STATE OF MISSOURI
SCHEDULE OF REVENUES, EXPENDITURES AND TRANSFERS
FOR THE PAST FIVE YEARS - ALL FUNDS

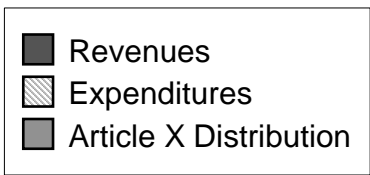
	Fiscal Year 2004	Fiscal Year 2003	Fiscal Year 2002	Fiscal Year 2001	Fiscal Year 2000
<u>REVENUES AND TRANSFERS IN</u>					
Revenues					
Taxes	\$ 9,523,453,463	\$ 9,116,302,626	\$ 9,226,620,293	\$ 9,233,419,806	\$ 8,975,878,078
Licenses, Fees and Permits	611,292,774	590,254,798	577,952,525	575,444,747	553,778,440
Sales, Services, Leases and Rentals	712,287,275	669,505,517	611,079,712	569,538,684	596,468,714
Bond Sale Proceeds	262,829,539	398,337,310	413,049,331	286,102,087	40,024,065
Contributions and Intergovernmental	6,772,445,217	6,554,375,002	6,021,915,939	5,363,269,298	5,018,025,156
Interest, Penalties and Unclaimed Properties	150,930,937	128,061,473	162,584,853	234,483,769	214,533,452
Refunds	270,454,635	241,327,807	242,634,885	214,464,188	198,320,780
Miscellaneous Revenues	645,049,984	660,240,056	878,256,384	866,924,043	274,311,613
	<u>18,948,743,824</u>	<u>18,358,404,589</u>	<u>18,134,093,922</u>	<u>17,343,646,622</u>	<u>15,871,340,298</u>
Total Revenues					
Total Transfers In	6,320,713,083	6,471,163,936	6,105,195,292	5,341,785,163	4,131,415,526
Total Revenues and Transfers In	<u>\$ 25,269,456,907</u>	<u>\$ 24,829,568,525</u>	<u>\$ 24,239,289,214</u>	<u>\$ 22,685,431,785</u>	<u>\$ 20,002,755,824</u>
	Appropriation Year 2004	Appropriation Year 2003	Appropriation Year 2002	Appropriation Year 2001	Appropriation Year 2000
<u>EXPENDITURES AND TRANSFERS OUT</u>					
Expenditures					
Personal Service Expense and Equipment	\$ 2,602,286,428	\$ 3,277,067,867	\$ 3,291,274,856	\$ 3,319,313,497	\$ 3,081,906,533
Capital Improvements	1,485,537,149	1,520,763,090	1,426,878,224	1,417,619,499	1,518,320,625
Program Specific	1,072,039,063	1,150,274,493	1,193,884,983	1,127,139,833	1,053,611,049
Refunds (Note 8)	12,476,813,097	11,282,224,805	11,068,042,734	9,835,935,361	9,066,504,580
Article X	1,126,465,832	1,259,651,138	1,166,155,402	1,161,985,499	1,237,445,753
Distribution (Note 3)	---	5,950,032	---	98,856,167	178,842,569
Court Ordered Desegregation Payments (Note 4)	16,500,000	20,000,000	20,000,000	50,000,000	53,476,585
Total Expenditures	<u>18,779,641,569</u>	<u>18,515,931,425</u>	<u>18,166,236,199</u>	<u>17,010,849,856</u>	<u>16,190,107,694</u>
Transfers Out					
Appropriated	6,320,713,083	6,471,163,936	6,105,195,292	4,231,512,513	3,614,461,582
Other (Note 5)	---	---	---	1,009,749,339	516,953,944
Total Transfers Out	<u>6,320,713,083</u>	<u>6,471,163,936</u>	<u>6,105,195,292</u>	<u>5,241,261,852</u>	<u>4,131,415,526</u>
Total Expenditures and Transfers Out	<u>25,100,354,652</u>	<u>24,987,095,361</u>	<u>24,271,431,491</u>	<u>22,252,111,708</u>	<u>20,321,523,220</u>
Excess Revenues and Transfers In (Expenditures and Transfers Out)	<u>\$ 169,102,255</u>	<u>\$ (157,526,836)</u>	<u>\$ (32,142,277)</u>	<u>\$ 433,320,077</u>	<u>\$ (318,767,396)</u>

The notes are an integral part of this report.

STATE OF MISSOURI
CHART OF REVENUES AND EXPENDITURES
FOR THE PAST FIVE YEARS - ALL FUNDS
Millions of Dollars



Appropriation Years

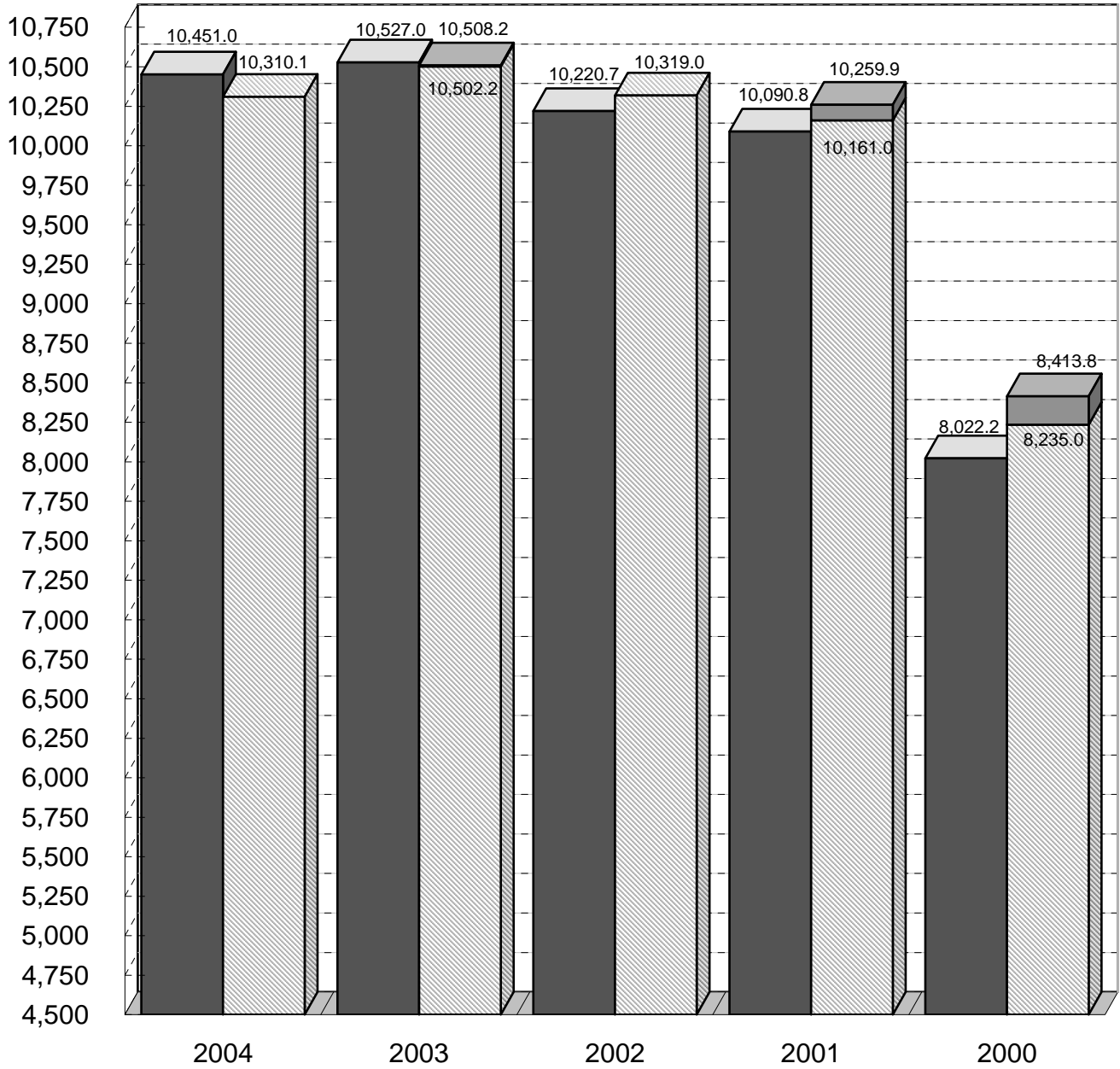


STATE OF MISSOURI
SCHEDULE OF REVENUES, EXPENDITURES AND TRANSFERS
FOR THE PAST FIVE YEARS - GENERAL REVENUE FUNDS

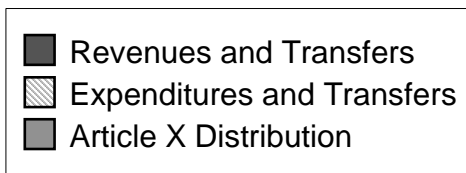
	Fiscal Year 2004	Fiscal Year 2003	Fiscal Year 2002	Fiscal Year 2001	Fiscal Year 2000
<u>REVENUES AND TRANSFERS IN</u>					
Revenues					
Sales and Use Tax	\$ 1,902,255,404	\$ 1,799,486,436	\$ 1,816,896,338	\$ 1,803,450,304	\$ 1,783,075,166
Individual Income Tax	4,571,546,157	4,369,512,453	4,460,220,512	4,582,889,272	4,264,890,072
Corporate Income Tax	329,596,001	335,187,599	449,025,210	365,911,447	442,944,404
County Foreign Insurance Tax	162,129,552	157,209,442	160,589,220	139,319,912	146,759,514
Liquor Taxes and Licenses	22,452,148	21,425,120	21,548,075	20,976,035	20,356,940
Beer Taxes and Licenses	8,339,952	8,225,453	8,239,840	8,120,855	8,165,045
Corporation Franchise Tax	91,387,675	68,363,407	20,753,109	71,862,773	78,159,766
Inheritance Tax	75,115,067	79,070,868	136,954,927	156,818,846	132,700,434
Miscellaneous Taxes	65,401,809	57,746,637	30,272,635	35,825,387	26,747,464
Interest on Deposits and Investments	23,622,454	30,498,872	54,993,035	81,751,983	96,721,212
Licenses, Fees and Permits	69,008,403	63,943,163	64,452,023	63,683,717	62,651,813
Sales, Services, Leases and Rentals	106,299,432	138,499,334	126,641,345	109,432,677	86,973,592
Refunds	13,073,853	11,066,524	12,666,560	11,862,322	15,266,908
All Other Sources	1,130,325,203	1,297,214,161	1,101,431,915	958,041,958	276,058,527
Total Revenues	8,570,553,110	8,437,449,469	8,464,684,744	8,409,947,488	7,441,470,857
Total Transfers In	1,880,401,712	2,089,566,810	1,756,024,732	1,680,892,501	580,755,423
Total Revenues and Transfers In	\$ 10,450,954,822	\$ 10,527,016,279	\$ 10,220,709,476	\$ 10,090,839,989	\$ 8,022,226,280
	Appropriation Year 2004	Appropriation Year 2003	Appropriation Year 2002	Appropriation Year 2001	Appropriation Year 2000
<u>EXPENDITURES AND TRANSFERS OUT</u>					
Expenditures					
Personal Service Expense and Equipment	\$ 992,406,722	\$ 1,654,510,304	\$ 1,645,790,862	\$ 1,747,907,153	\$ 1,669,689,016
Capital Improvements	454,798,106	464,610,661	444,789,449	486,406,546	577,619,455
Program Specific	36,701,112	60,110,427	79,932,833	191,234,916	77,927,234
Refunds (Note 8)	3,515,395,896	2,834,212,774	2,793,143,392	2,452,076,758	1,774,515,313
Article X Distribution (Note 3)	1,075,260,981	1,166,319,532	1,116,832,976	1,102,078,913	1,181,804,656
Court Ordered Desegregation Payments (Note 4)	---	5,950,032	---	98,856,167	178,842,569
	16,500,000	20,000,000	20,000,000	50,000,000	53,476,585
Total Expenditures	6,091,062,817	6,205,713,730	6,100,489,512	6,128,560,453	5,513,874,828
Transfers Out					
Appropriated	4,219,072,535	4,302,481,163	4,218,480,217	3,342,403,719	2,898,465,922
Other (Note 5)	---	---	---	788,945,871	1,508,485
Total Transfers Out	4,219,072,535	4,302,481,163	4,218,480,217	4,131,349,590	2,899,974,407
Total Expenditures and Transfers Out	10,310,135,352	10,508,194,893	10,318,969,729	10,259,910,043	8,413,849,235
Excess Revenues and Transfers In (Expenditures and Transfers Out)	\$ 140,819,470	\$ 18,821,386	\$ (98,260,253)	\$ (169,070,054)	\$ (391,622,955)

The notes are an integral part of this report.

STATE OF MISSOURI
CHART OF REVENUES, EXPENDITURES AND TRANSFERS
FOR THE PAST FIVE YEARS - GENERAL REVENUE FUNDS
 Millions of Dollars



Appropriation Years

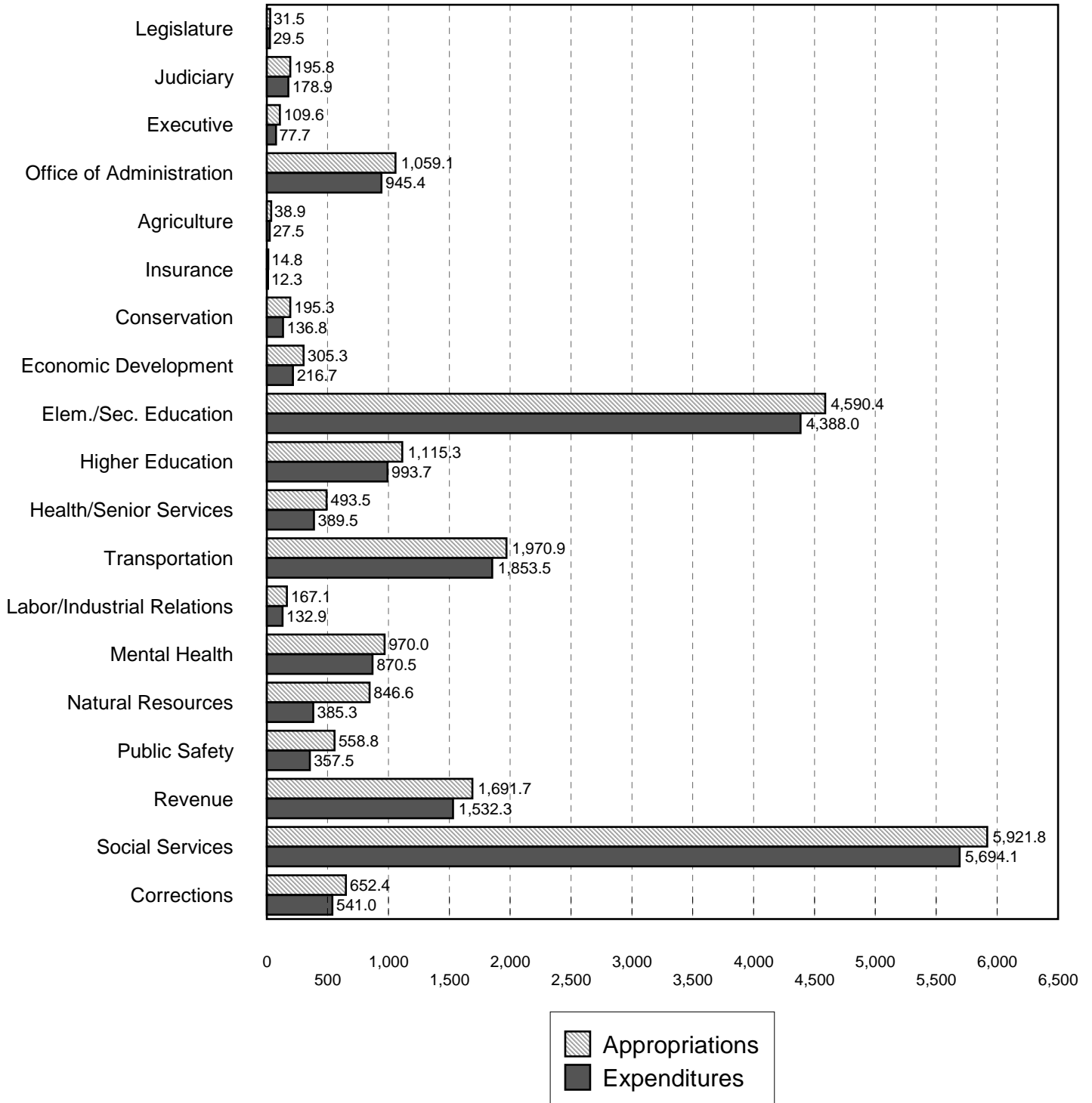


STATE OF MISSOURI
SUMMARY OF APPROPRIATION ACTIVITY BY DEPARTMENT
ALL FUNDS
FOR THE APPROPRIATION YEAR 2004

	Appropriations	Expenditures and Transfers Out June 30, 2004	Lapse Period Corrections and Transfers Out	Total Expenditures and Transfers Out	Biennial Rollovers to 2005	Lapse of Appropriations
Legislature	\$ 31,474,485.00	\$ 29,530,295.72	\$ (1,320.00)	\$ 29,528,975.72	\$ ---	\$ 1,945,509.28
Judiciary	195,767,905.00	178,887,702.72	2,299.31	178,890,002.03	1,976,986.20	14,900,916.77
Executive	109,555,204.00	77,664,227.39	---	77,664,227.39	1,471,498.54	30,419,478.07
Office of Administration	1,059,102,680.00	945,422,985.11	3,165.90	945,426,151.01	39,099,339.08	74,577,189.91
Agriculture	38,911,704.00	27,536,183.04	---	27,536,183.04	1,940,602.04	9,434,918.92
Insurance	14,809,599.00	12,327,076.42	---	12,327,076.42	18,342.00	2,464,180.58
Conservation	195,337,812.00	136,840,921.99	---	136,840,921.99	52,703,142.10	5,793,747.91
Economic Development	305,326,018.00	216,659,181.26	7,491.69	216,666,672.95	9,748,945.42	78,910,399.63
Elementary and Secondary Education	4,590,392,835.00	4,387,966,403.82	2,625.76	4,387,969,029.58	11,705,342.48	190,718,462.94
Higher Education	1,115,258,463.00	993,722,715.75	---	993,722,715.75	45,056,439.30	76,479,307.95
Health and Senior Services	493,482,329.00	389,470,108.69	1,379.42	389,471,488.11	33,548,782.97	70,462,057.92
Transportation	1,970,875,599.00	1,853,537,699.09	3,304.26	1,853,541,003.35	---	117,334,595.65
Labor and Indus- trial Relations	167,125,866.00	132,922,830.43	---	132,922,830.43	3,612,968.55	30,590,067.02
Mental Health	969,959,736.00	870,456,654.07	1,978.57	870,458,632.64	21,293,016.61	78,208,086.75
Natural Resources	846,567,979.00	385,332,656.87	128.26	385,332,785.13	302,849,670.22	158,385,523.65
Public Safety	558,787,819.00	357,454,403.54	684.78	357,455,088.32	130,198,486.14	71,134,244.54
Revenue	1,691,656,977.00	1,532,292,675.97	(560.30)	1,532,292,115.67	2,633,188.64	156,731,672.69
Social Services	5,921,849,262.00	5,694,109,235.68	(2,057.40)	5,694,107,178.28	23,691,592.14	204,050,491.58
Corrections	652,446,205.00	540,979,766.28	8,725.24	540,988,491.52	64,874,012.38	46,583,701.10
Subtotals	20,928,688,477.00	18,763,113,723.84	27,845.49	18,763,141,569.33	746,422,354.81	1,419,124,552.86
Appropriated Transfers Out	6,926,417,219.00	6,320,730,465.08	(17,382.17)	6,320,713,082.91	96,471,238.80	509,232,897.29
Court Ordered Desegregation Payments (Note 4)	16,500,000.00	16,500,000.00	---	16,500,000.00	---	---
Totals	<u>\$ 27,871,605,696.00</u>	<u>\$ 25,100,344,188.92</u>	<u>\$ 10,463.32</u>	<u>\$ 25,100,354,652.24</u>	<u>\$ 842,893,593.61</u>	<u>\$ 1,928,357,450.15</u>

The notes are an integral part of this report.

STATE OF MISSOURI
CHART OF APPROPRIATIONS AND EXPENDITURES BY DEPARTMENT
ALL FUNDS
FOR THE APPROPRIATION YEAR 2004
Millions of Dollars

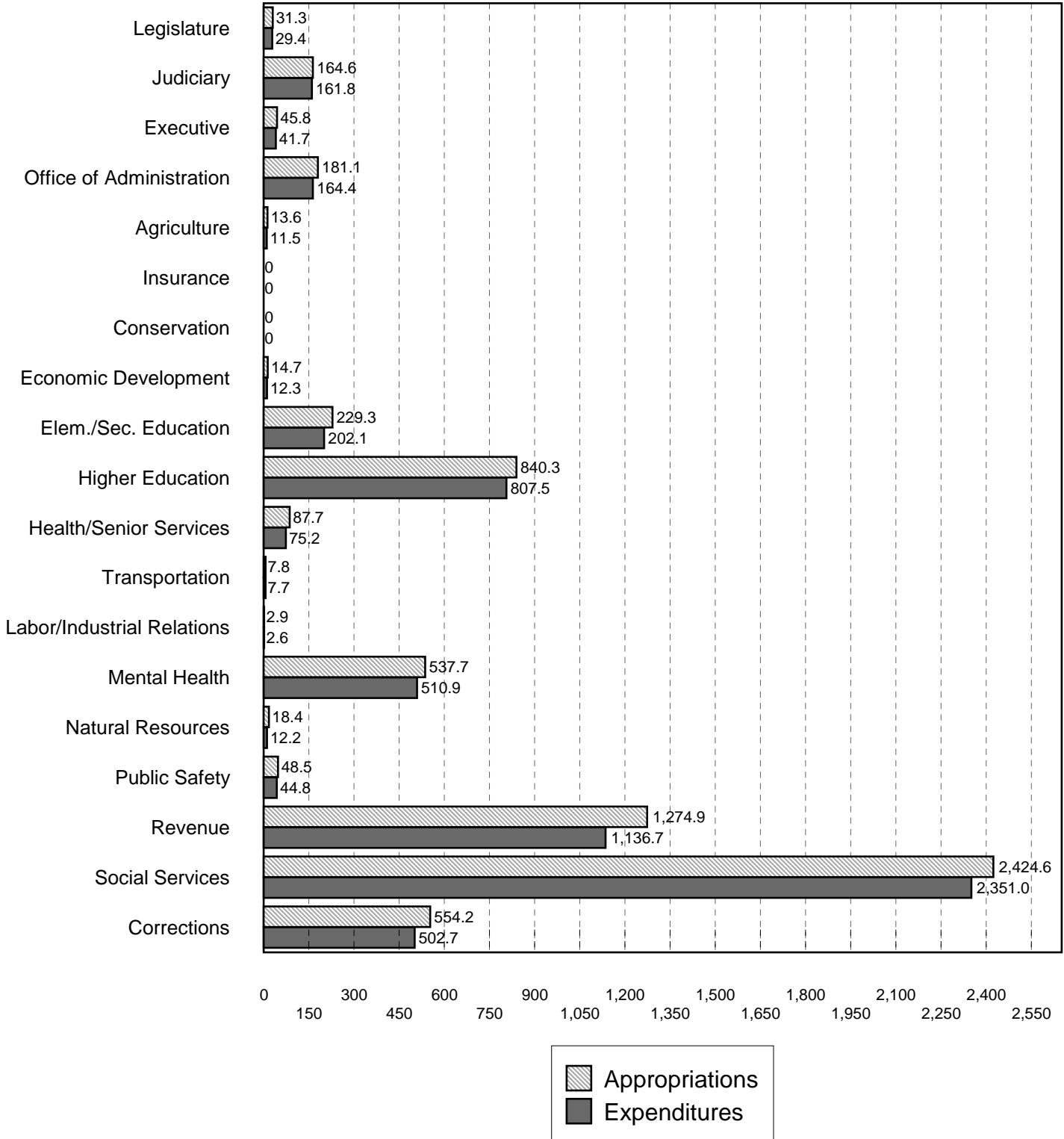


STATE OF MISSOURI
SUMMARY OF APPROPRIATION ACTIVITY BY DEPARTMENT
GENERAL REVENUE FUNDS
FOR THE APPROPRIATION YEAR 2004

	Appropriations	Expenditures and Transfers Out June 30, 2004	Lapse Period Corrections and Transfers Out	Total Expenditures and Transfers Out	Biennial Rollovers to 2005	Lapse of Appropriations
Legislature	\$ 31,282,994.00	\$ 29,444,016.38	\$ (1,320.00)	\$ 29,442,696.38	\$ ---	\$ 1,840,297.62
Judiciary	164,605,783.00	161,850,691.00	(9,208.90)	161,841,482.10	1,841,489.20	922,811.70
Executive	45,834,790.00	41,712,319.36	---	41,712,319.36	573,573.06	3,548,897.58
Office of Administration	181,149,657.00	164,377,737.87	(108.42)	164,377,629.45	14,289,022.91	2,483,004.64
Agriculture	13,602,514.00	11,524,054.94	1,307.50	11,525,362.44	1,777,516.78	299,634.78
Insurance	---	---	---	---	---	---
Conservation	---	---	---	---	---	---
Economic Development	14,708,528.00	12,323,699.39	---	12,323,699.39	394,521.76	1,990,306.85
Elementary and Secondary Education	229,333,027.00	202,063,666.44	509.42	202,064,175.86	2,477,825.47	24,791,025.67
Higher Education	840,295,980.00	807,523,042.55	---	807,523,042.55	8,538,132.70	24,234,804.75
Health and Senior Services	87,656,193.00	75,169,061.84	10,954.64	75,180,016.48	2,224,068.66	10,252,107.86
Transportation	7,784,522.00	7,652,098.26	---	7,652,098.26	---	132,423.74
Labor and Indus- trial Relations	2,899,709.00	2,590,228.25	---	2,590,228.25	163,581.02	145,899.73
Mental Health	537,739,065.00	510,898,840.46	1,958.61	510,900,799.07	15,569,831.32	11,268,434.61
Natural Resources	18,372,530.00	12,169,942.36	(812.91)	12,169,129.45	5,668,858.07	534,542.48
Public Safety	48,463,806.00	44,805,082.89	(25.24)	44,805,057.65	1,351,247.41	2,307,500.94
Revenue	1,274,863,421.00	1,136,770,792.03	(38,610.57)	1,136,732,181.46	1,227,628.73	136,903,610.81
Social Services	2,424,566,630.00	2,350,487,424.98	504,500.00	2,350,991,924.98	12,458,588.02	61,116,117.00
Corrections	554,187,394.00	502,721,217.95	9,755.74	502,730,973.69	21,337,936.29	30,118,484.02
Subtotals	6,477,346,543.00	6,074,083,916.95	478,899.87	6,074,562,816.82	89,893,821.40	312,889,904.78
Appropriated Transfers Out	4,357,743,491.00	4,219,098,784.56	(26,249.70)	4,219,072,534.86	49,347,333.87	89,323,622.27
Court Ordered Desegregation Payments (Note 4)	16,500,000.00	16,500,000.00	---	16,500,000.00	---	---
Totals	<u>\$ 10,851,590,034.00</u>	<u>\$ 10,309,682,701.51</u>	<u>\$ 452,650.17</u>	<u>\$ 10,310,135,351.68</u>	<u>\$ 139,241,155.27</u>	<u>\$ 402,213,527.05</u>

The notes are an integral part of this report.

STATE OF MISSOURI
CHART OF APPROPRIATIONS AND EXPENDITURES BY DEPARTMENT
GENERAL REVENUE FUNDS
FOR THE APPROPRIATION YEAR 2004
Millions of Dollars



**STATE OF MISSOURI
OPERATING COSTS AND FLOW THROUGH PAYMENTS BY DEPARTMENT
ALL FUNDS
APPROPRIATION YEAR 2004**

Each year State departments receive appropriations. These appropriations include expenditures to operate the department, expenditures made for the benefit of other departments and distributions to other entities such as local governments or school districts. The "operating costs" are the expenditures made from the department's appropriations which are used to provide that department's services. The "flow through payments" include expenditures used to fund other entities' or other departments' expenses and distributions to individuals, other entities or other departments for ultimate expenditure.

An analysis of an agency's operating costs gives a better indication of its effectiveness because operating costs are directly controlled by the agency's management. Flow through payments are normally the result of statutory or grant requirements. The spending of these moneys is more directly controlled by the entity or department which receives the flow through moneys.

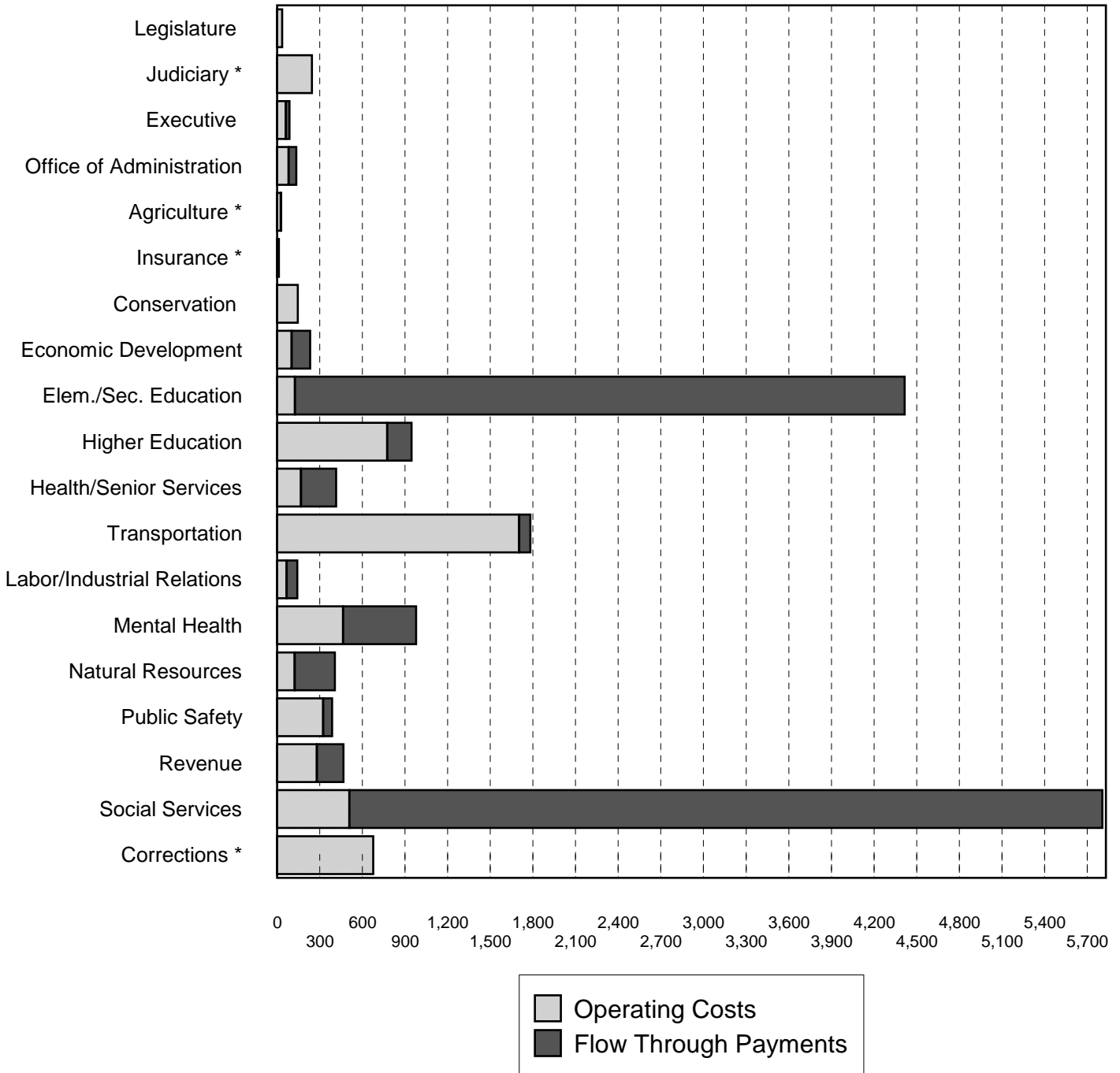
The schedule on the following page shows that the moneys appropriated to an agency are not totally used for operation of that agency. This schedule shows appropriated expenditures for appropriation year 2004. However, these figures do not include appropriated expenditures of \$1,175,985,065 for refunds for overpayment of taxes and fees or investment of State money.

Expenditures for retirement, social security, health care, deferred compensation, reimbursements to Employment Security, statewide insurance, capital improvements, and building and grounds in the amount of \$1,869,106,621 have been allocated to the various departments. Most of the funding was appropriated to the Office of Administration.

The expenditures for debt service are segregated as they represent operating expenditures of the State as a whole. These expenditures are normally administered by the Office of Administration.

The expenditures for the court ordered desegregation payments (Note 4) are segregated because they are mandated by court order. These expenditures are normally administered by the Department of Elementary and Secondary Education.

STATE OF MISSOURI
CHART OF OPERATING COSTS AND FLOW THROUGH PAYMENTS BY DEPARTMENT
ALL FUNDS
FOR THE APPROPRIATION YEAR 2004
Millions of Dollars



*Immaterial Flow Through amounts not shown on this scale.

STATE OF MISSOURI
SUMMARY OF EXPENDITURES BY MAJOR CATEGORY
AND FUND GROUP AND TRANSFERS OUT BY FUND GROUP
FOR THE APPROPRIATION YEAR 2004

	Personal Service	Expense and Equipment	Capital Improvements	Program Specific (Note 8)	Appropriated Transfers Out	Court Ordered Desegregation Payments (Note 4)	Totals
General Fund							
General Revenue Funds	\$ 992,406,722.34	\$ 454,798,106.13	\$ 36,701,112.06	\$ 4,590,656,876.29	\$ 4,219,072,534.86	\$ 16,500,000.00	\$ 10,310,135,351.68
Federal Funds	306,673,008.64	256,760,317.38	12,386,198.42	4,423,091,913.96	338,113,068.48	---	5,337,024,506.88
Special Revenue Funds	633,421,606.10	237,431,461.92	22,120,269.05	4,267,613,123.68	1,327,995,610.71	---	6,488,582,071.46
Debt Service Funds	---	---	---	80,626,681.31	5,756,969.52	---	86,383,650.83
Capital Projects Funds	825,635.06	266,712,315.90	992,278,458.36	183,748,796.12	109,029,353.96	---	1,552,594,559.40
Permanent Funds	---	14,016.38	---	---	355.00	---	14,371.38
Enterprise Funds	35,950,655.43	164,486,922.13	3,347,269.75	13,971,155.81	247,477,442.49	---	465,233,445.61
Internal Service Funds	33,327,434.14	102,672,960.13	5,205,755.63	1,775,849.59	18,680,725.27	---	161,662,724.76
Agency and Trust Funds							
Agency Private Purpose Trust	599,681,366.46	51,198.24	---	12,440,569.32	500,048.36	---	612,673,182.38
	---	2,609,850.59	---	29,353,963.01	54,086,974.26	---	86,050,787.86
Totals	\$ 2,602,286,428.17	\$ 1,485,537,148.80	\$ 1,072,039,063.27	\$ 13,603,278,929.09	\$ 6,320,713,082.91	\$ 16,500,000.00	\$ 25,100,354,652.24

The notes are an integral part of this report.

STATE OF MISSOURI
SUMMARY OF EXPENDITURES BY DEPARTMENT,
FUND GROUP AND MAJOR CATEGORY AND TRANSFERS OUT BY FUND GROUP
FOR THE APPROPRIATION YEAR 2004

	General Fund							Agency and Trust Funds		Totals	
	General		Special	Debt	Capital	Permanent	Enterprise	Internal	Agency		Private Purpose
	Revenue Funds	Federal Funds	Revenue Funds	Service Funds	Projects Funds	Funds	Funds	Service Funds	Trust		
Legislature											
Personal Service	\$ 23,607,458.82	\$ ---	\$ ---	\$ ---	\$ ---	\$ ---	\$ ---	\$ ---	\$ ---	\$ ---	\$ 23,607,458.82
Expense and Equipment	5,828,170.22	---	30,906.82	---	---	---	---	55,022.52	---	---	5,914,099.56
Capital Improvements	7,067.34	---	---	---	---	---	---	---	---	---	7,067.34
Program Specific (Note 8)	---	---	350.00	---	---	---	---	---	---	---	350.00
Judiciary											
Personal Service	144,460,981.55	2,182,989.87	1,879,215.19	---	---	---	---	---	---	---	148,523,186.61
Expense and Equipment	17,132,760.38	4,316,426.41	7,324,074.47	---	---	---	---	107,600.48	---	---	28,880,861.74
Capital Improvements	9,018.17	---	---	---	---	---	---	---	---	---	9,018.17
Program Specific (Note 8)	238,722.00	---	133,988.03	---	---	---	---	90.00	1,104,135.48	---	1,476,935.51
Executive											
Personal Service	25,593,852.75	2,296,486.14	5,207,688.49	---	---	---	71,019.11	---	---	---	33,169,046.49
Expense and Equipment	10,414,321.60	1,271,610.71	4,710,599.96	---	---	---	---	159,770.69	---	1,109,850.59	17,666,153.55
Capital Improvements	16,566.37	3,584.82	125,336.67	---	---	---	---	---	---	---	145,487.86
Program Specific (Note 8)	5,687,578.64	1,818,871.23	437,434.43	---	---	---	---	---	---	18,739,655.19	26,683,539.49
Office of Administration											
Personal Service	16,998,008.77	374,164.13	282,003.09	---	---	---	610,139.56	16,370,753.78	599,681,366.46	---	634,316,435.79
Expense and Equipment	26,958,873.80	465,978.94	754,236.22	---	1,245.30	---	1,150,972.22	67,869,852.85	50,896.87	---	97,252,056.20
Capital Improvements	1,515,268.29	---	---	---	---	---	5,507.15	2,601,078.58	---	---	4,121,854.02
Program Specific (Note 8)	118,905,478.59	4,373,871.54	3,610,620.56	80,626,681.31	351.51	---	191,584.01	862,228.86	1,164,988.62	---	209,735,805.00
Agriculture											
Personal Service	7,637,847.40	847,968.64	2,791,084.89	---	---	---	939,488.67	---	---	---	12,216,389.60
Expense and Equipment	2,464,911.44	1,165,598.31	2,504,965.18	---	2,552.49	---	3,021,379.63	---	---	---	9,159,407.05
Capital Improvements	1,303,097.97	---	---	---	8,331.00	---	---	---	---	---	1,311,428.97
Program Specific (Note 8)	119,505.63	92,136.78	4,593,134.51	---	---	---	44,180.50	---	---	---	4,848,957.42
Insurance											
Personal Service	---	---	9,303,182.04	---	---	---	---	---	---	---	9,303,182.04
Expense and Equipment	---	---	2,681,894.26	---	---	---	---	---	---	---	2,681,894.26
Capital Improvements	---	---	---	---	---	---	---	---	---	---	---
Program Specific (Note 8)	---	272,209.65	69,790.47	---	---	---	---	---	---	---	342,000.12
Conservation											
Personal Service	---	---	69,784,272.53	---	---	---	---	---	---	---	69,784,272.53
Expense and Equipment	---	---	50,792,843.97	---	---	---	---	---	---	---	50,792,843.97
Capital Improvements	---	---	10,701,766.69	---	---	---	---	---	---	---	10,701,766.69
Program Specific (Note 8)	---	---	5,562,038.80	---	---	---	---	---	---	---	5,562,038.80
Economic Development											
Personal Service	3,959,649.94	18,089,646.91	19,520,127.45	---	---	---	---	3,781,406.23	---	---	45,350,830.53
Expense and Equipment	2,788,889.66	6,817,476.95	20,756,395.44	---	---	---	---	1,819,941.42	---	---	32,182,703.47
Capital Improvements	37,810.90	29,759.82	41,006.45	---	---	---	---	627.22	---	---	109,204.39
Program Specific (Note 8)	5,537,348.89	105,113,335.36	28,329,187.76	---	---	---	---	44,062.55	---	---	139,023,934.56
Elementary and Secondary Education											
Personal Service	33,504,343.91	28,751,923.77	713,560.83	---	---	---	---	---	---	---	62,969,828.51
Expense and Equipment	19,913,982.17	21,018,659.20	8,143,757.82	---	---	---	---	---	---	---	49,076,399.19
Capital Improvements	1,341,052.64	---	1,386,407.95	---	19,453.36	---	---	---	---	---	2,746,913.95
Program Specific (Note 8)	147,304,797.14	739,483,709.62	3,386,387,381.17	---	---	---	---	---	---	---	4,273,175,887.93
Higher Education											
Personal Service	2,862,630.75	234,787.17	2,127,022.90	---	---	---	---	---	---	---	5,224,440.82
Expense and Equipment	411,421.34	268,866.38	12,197,402.86	---	---	---	---	---	---	1,500,000.00	14,377,690.58
Capital Improvements	22,689,877.96	---	5,305,027.26	---	1,236,350.78	---	---	---	---	---	29,231,256.00
Program Specific (Note 8)	781,559,112.50	1,489,236.20	160,651,589.93	---	---	---	---	---	1,189,389.72	---	944,889,328.35

**STATE OF MISSOURI
SUMMARY OF EXPENDITURES BY DEPARTMENT,
FUND GROUP AND MAJOR CATEGORY AND TRANSFERS OUT BY FUND GROUP
FOR THE APPROPRIATION YEAR 2004**

	General Fund						Agency and Trust Funds				Totals
	General		Special Revenue Funds	Debt Service Funds	Capital Projects Funds	Permanent Funds	Enterprise Funds	Internal Service Funds	Private Purpose		
	Revenue Funds	Federal Funds							Agency	Trust	
Health and Senior Services											
Personal Service	27,916,510.51	38,345,858.89	3,006,351.57	---	---	---	---	---	---	---	69,268,720.97
Expense and Equipment	25,675,281.20	55,766,939.63	28,080,891.66	---	137,251.88	14,016.38	---	---	---	---	109,674,380.75
Capital Improvements	1,074,860.06	---	---	---	665,183.99	---	---	---	---	---	1,740,044.05
Program Specific (Note 8)	20,513,364.71	184,149,275.87	4,113,385.46	---	---	---	---	---	12,316.30	---	208,788,342.34
Transportation											
Personal Service	347,706.55	1,079,525.62	332,208,203.84	---	---	---	---	---	---	---	333,635,436.01
Expense and Equipment	25,955.71	2,248,271.51	25,328,652.90	---	264,538,255.71	---	---	---	---	---	292,141,135.83
Capital Improvements	---	---	641.00	---	982,621,660.75	---	---	---	---	---	982,622,301.75
Program Specific (Note 8)	7,278,436.00	39,762,446.62	35,553,586.64	---	162,547,660.50	---	---	---	---	---	245,142,129.76
Labor and Industrial Relations											
Personal Service	2,161,422.13	27,294,248.77	8,490,414.84	---	---	---	---	---	---	---	37,946,085.74
Expense and Equipment	374,415.79	10,119,738.32	4,107,614.88	---	---	---	---	---	---	---	14,601,768.99
Capital Improvements	1,590.33	11,435.22	481,825.36	---	---	---	---	---	---	---	494,850.91
Program Specific (Note 8)	52,800.00	6,971,320.22	70,266,274.50	---	---	---	---	---	2,589,730.07	---	79,880,124.79
Mental Health											
Personal Service	236,614,205.97	18,427,711.96	488,691.00	---	---	---	43,553.09	---	---	---	255,574,162.02
Expense and Equipment	73,437,274.22	9,551,383.66	419,830.92	---	4,982.48	---	2,964,365.14	---	---	---	86,377,836.42
Capital Improvements	2,757,741.94	80,993.00	560.07	---	453,900.14	---	1,710,000.00	---	---	---	5,003,195.15
Program Specific (Note 8)	198,091,576.94	304,001,855.82	20,441,953.97	---	---	---	869,468.18	98,584.14	---	---	523,503,439.05
Natural Resources											
Personal Service	7,097,683.95	13,017,324.58	35,043,223.77	---	---	---	2,053,007.01	4,868,153.18	---	---	62,079,392.49
Expense and Equipment	1,999,139.36	6,412,599.31	13,737,575.46	---	---	---	8,756,192.32	2,732,552.78	---	---	33,638,059.23
Capital Improvements	215,504.25	1,249,951.34	3,827,911.88	---	---	---	3,135,715.89	148,528.00	---	---	8,577,611.36
Program Specific (Note 8)	2,856,801.89	13,631,595.51	230,281,073.20	---	20,548,690.62	---	13,719,560.83	---	---	---	281,037,722.05
Public Safety											
Personal Service	30,543,738.94	10,433,183.23	113,225,091.56	---	825,635.06	---	25,494,719.24	---	---	---	180,522,368.03
Expense and Equipment	7,313,551.95	19,788,405.09	31,498,658.67	---	1,981,750.96	---	14,476,070.51	66,687.01	---	---	75,125,124.19
Capital Improvements	1,744,689.86	10,248,137.93	230,797.97	---	5,382,510.20	---	144,927.01	694,170.43	---	---	18,445,233.40
Program Specific (Note 8)	5,203,076.90	71,136,942.91	6,370,249.40	---	652,093.49	---	---	---	---	---	83,362,362.70
Revenue											
Personal Service	28,023,447.96	118,677.33	24,995,042.75	---	---	---	6,782,281.84	---	---	---	59,919,449.88
Expense and Equipment	16,663,197.07	5,652,627.05	20,095,530.97	---	---	---	137,082,307.45	---	---	---	179,493,662.54
Capital Improvements	---	---	4,831.63	---	---	---	61,119.70	---	---	---	65,951.33
Program Specific (Note 8)	1,092,045,536.43	---	200,463,998.91	---	---	---	15,830.47	---	287,686.11	---	1,292,813,051.92
Social Services											
Personal Service	99,653,147.34	143,468,355.56	4,356,429.36	---	---	---	---	36,471.23	---	---	247,514,403.49
Expense and Equipment	45,505,509.34	108,722,535.89	4,224,093.46	---	2,642.48	---	---	4,495,836.42	301.37	---	162,950,918.96
Capital Improvements	723,965.04	44,192.14	14,156.12	---	---	---	---	---	---	---	782,313.30
Program Specific (Note 8)	2,205,109,303.26	2,950,795,106.63	110,347,085.94	---	---	---	---	---	5,993,738.88	10,614,307.82	5,282,859,542.53
Corrections											
Personal Service	301,424,085.10	1,710,156.07	---	---	---	---	---	8,227,096.63	---	---	311,361,337.80
Expense and Equipment	197,890,450.88	3,173,200.02	41,536.00	---	43,634.60	---	---	22,401,330.82	---	---	223,550,152.32
Capital Improvements	3,263,000.94	718,144.15	---	---	1,891,068.14	---	---	51,351.40	---	---	5,923,564.63
Program Specific (Note 8)	153,436.77	---	---	---	---	---	---	---	---	---	153,436.77
Transfers Out											
Appropriated	4,219,072,534.86	338,113,068.48	1,327,995,610.71	5,756,969.52	109,029,353.96	355.00	247,477,442.49	18,680,725.27	500,048.36	54,086,974.26	6,320,713,082.91
Court Ordered Desegregation											
Payments (Note 4)	16,500,000.00	---	---	---	---	---	---	---	---	---	16,500,000.00
Totals	\$ 10,310,135,351.68	\$ 5,337,024,506.88	\$ 6,488,582,071.46	\$ 86,383,650.83	\$ 1,552,594,559.40	\$ 14,371.38	\$ 465,233,445.61	\$ 161,662,724.76	\$ 612,673,182.38	\$ 86,050,787.86	\$ 25,100,354,652.24

The notes are an integral part of this report.

STATE OF MISSOURI
SUMMARY OF APPROPRIATIONS BY FUND GROUP
FOR THE APPROPRIATION YEAR 2004

	<u>Appropriations</u>	<u>Expenditures and Appropriated Transfers Out</u>	<u>Biennial Rollovers to 2005</u>	<u>Lapse of Appropriations</u>
General Fund:				
General Revenue Funds	\$ 10,851,590,034.00	\$ 10,310,135,351.68	\$ 139,241,155.27	\$ 402,213,527.05
Federal Funds	6,381,762,556.00	5,337,024,506.88	181,787,360.30	862,950,688.82
Special Revenue Funds	7,145,887,252.00	6,488,582,071.46	305,818,236.52	351,486,944.02
Debt Service Funds	88,495,456.00	86,383,650.83	---	2,111,805.17
Capital Projects Funds	1,942,604,887.00	1,552,594,559.40	190,692,260.72	199,318,066.88
Permanent Funds	35,520.00	14,371.38	---	21,148.62
Enterprise Funds	498,327,164.00	465,233,445.61	8,976,087.18	24,117,631.21
Internal Service Funds	230,349,132.00	161,662,724.76	16,378,493.62	52,307,913.62
Agency and Trust Funds:				
Agency	643,671,144.00	612,673,182.38	---	30,997,961.62
Private Purpose Trust	88,882,551.00	86,050,787.86	---	2,831,763.14
Totals	<u>\$ 27,871,605,696.00</u>	<u>\$ 25,100,354,652.24</u>	<u>\$ 842,893,593.61</u>	<u>\$ 1,928,357,450.15</u>

The notes are an integral part of this report.

STATE OF MISSOURI
SUMMARY OF APPROPRIATIONS BY FUND AND DEPARTMENT
GENERAL FUND
FOR THE APPROPRIATION YEAR 2004

GENERAL REVENUE FUNDS	<u>Appropriations</u>	<u>Expenditures and Appropriated Transfers Out</u>	<u>Biennial Rollovers to 2005</u>	<u>Lapse of Appropriations</u>
<u>General Revenue - 0101</u>				
Legislature	\$ 31,282,994.00	\$ 29,442,696.38	\$ ---	\$ 1,840,297.62
Judiciary	164,605,783.00	161,841,482.10	1,841,489.20	922,811.70
Executive	45,047,078.00	41,154,260.12	563,504.02	3,329,313.86
Office of Administration	157,275,973.00	153,943,136.39	1,050,292.52	2,282,544.09
Agriculture	10,803,623.00	10,133,351.68	370,636.54	299,634.78
Economic Development	10,423,007.00	8,592,552.74	120,739.76	1,709,714.50
Elementary and Secondary Education	225,790,846.00	200,623,577.30	380,814.44	24,786,454.26
Higher Education	840,295,980.00	807,523,042.55	8,538,132.70	24,234,804.75
Health and Senior Services	87,135,666.00	75,180,016.48	2,224,068.66	9,731,580.86
Transportation	7,784,522.00	7,652,098.26	---	132,423.74
Labor and Industrial Relations	2,824,144.00	2,575,830.79	102,413.48	145,899.73
Mental Health	517,350,039.00	505,761,429.03	3,099,008.31	8,489,601.66
Natural Resources	15,548,170.00	11,700,267.71	3,489,555.36	358,346.93
Public Safety	45,464,018.00	42,670,814.00	492,276.75	2,300,927.25
Revenue	1,272,465,101.00	1,134,334,407.40	1,227,589.73	136,903,103.87
Social Services	1,239,878,937.00	1,217,699,042.53	11,189,664.54	10,990,229.93
Corrections	536,292,325.00	498,819,669.59	7,355,369.06	30,117,286.35
<u>Uncompensated Care - 0108</u>				
Social Services	169,800,001.00	169,799,665.50	---	335.50
<u>Health Interagency Payments - 0113</u>				
Health and Senior Services	520,527.00	---	---	520,527.00
<u>Facilities Maintenance Reserve - 0124</u>				
Office of Administration	14,255,198.00	944,192.32	13,238,730.39	72,275.29
Agriculture	2,798,891.00	1,392,010.76	1,406,880.24	---
Economic Development	311,417.00	37,634.00	273,782.00	1.00
Elementary and Secondary Education	3,542,181.00	1,440,599.56	2,097,011.03	4,570.41
Labor and Industrial Relations	75,565.00	14,397.46	61,167.54	---
Mental Health	15,844,697.00	3,373,873.99	12,470,823.01	---
Natural Resources	2,350,020.00	233,217.64	2,116,802.36	---
Public Safety	2,999,788.00	2,134,243.65	858,970.66	6,573.69
Revenue	39.00	---	39.00	---
Social Services	1,613,923.00	745,040.81	852,415.22	16,466.97
Corrections	17,895,069.00	3,911,304.10	13,982,567.23	1,197.67
<u>State Property Preservation - 0128</u>				
Office of Administration	1.00	---	---	1.00
<u>Intergovernmental Transfer - 0139</u>				
Natural Resources	297,741.00	235,240.65	62,500.35	---
Social Services	33,407,541.00	29,899,931.74	379,956.26	3,127,653.00
<u>Federal Reimbursement Allowance - 0142</u>				
Social Services	709,511,874.00	688,437,012.92	---	21,074,861.08

**STATE OF MISSOURI
SUMMARY OF APPROPRIATIONS BY FUND AND DEPARTMENT
GENERAL FUND
FOR THE APPROPRIATION YEAR 2004**

	Appropriations	Expenditures and Appropriated Transfers Out	Biennial Rollovers to 2005	Lapse of Appropriations
<u>Pharmacy Reimbursement Allowance - 0144</u>				
Social Services	63,121,242.00	57,179,016.99	---	5,942,225.01
<u>Child Support Enforcement Collections - 0169</u>				
Economic Development	567,950.00	514,127.83	---	53,822.17
Revenue	2,398,281.00	2,397,774.06	---	506.94
Social Services	13,979,328.00	10,306,672.18	36,552.00	3,636,103.82
<u>Missouri Technology Investment - 0172</u>				
Economic Development	3,406,154.00	3,179,383.82	---	226,770.18
<u>Missouri Water Development - 0174</u>				
Office of Administration	550,000.00	550,000.00	---	---
<u>General Revenue Reimbursements - 0176</u>				
Mental Health	4,544,329.00	1,765,496.05	---	2,778,832.95
<u>Nursing Facility Federal Reimbursement Allowance - 0196</u>				
Social Services	193,253,784.00	176,925,542.31	---	16,328,241.69
<u>Post Closure - 0198</u>				
Natural Resources	176,599.00	403.45	---	176,195.55
<u>Attorney General's Court Costs - 0603</u>				
Executive	187,000.00	185,800.01	---	1,199.99
<u>Attorney General's Anti-Trust - 0666</u>				
Executive	600,712.00	372,259.23	10,069.04	218,383.73
<u>State Elections Subsidy - 0686</u>				
Office of Administration	4,296,000.00	4,167,962.35	---	128,037.65
<u>State Legal Expense - 0692</u>				
Office of Administration	4,772,485.00	4,772,338.39	---	146.61
Subtotals	<u>6,477,346,543.00</u>	<u>6,074,562,816.82</u>	<u>89,893,821.40</u>	<u>312,889,904.78</u>
<u>FEDERAL FUNDS</u>				
<u>Vocational Rehabilitation - 0104</u>				
Office of Administration	530,000.00	193,642.02	---	336,357.98
Elementary and Secondary Education	139,033,575.00	119,604,691.31	2,840,852.31	16,588,031.38

STATE OF MISSOURI
SUMMARY OF APPROPRIATIONS BY FUND AND DEPARTMENT
GENERAL FUND
FOR THE APPROPRIATION YEAR 2004

	Appropriations	Expenditures and Appropriated Transfers Out	Biennial Rollovers to 2005	Lapse of Appropriations
<u>Elementary and Secondary Education - 0105</u>				
Office of Administration	555,000.00	166,502.58	---	388,497.42
Elementary and Secondary Education	808,613,237.00	669,649,601.28	344,942.00	138,618,693.72
<u>Office of the State Public Defender - 0112</u>				
Judiciary	125,000.00	---	---	125,000.00
<u>Pharmacy Rebates - 0114</u>				
Social Services	80,410,679.00	79,240,086.24	---	1,170,592.76
<u>State Auditor - 0115</u>				
Executive	510,199.00	209,347.58	---	300,851.42
Office of Administration	7,000.00	6,570.93	---	429.07
<u>Higher Education - 0116</u>				
Office of Administration	100.00	17.89	---	82.11
Higher Education	5,727,593.00	1,992,889.75	22,538.84	3,712,164.41
<u>Commission on Human Rights - 0117</u>				
Labor and Industrial Relations	987,000.00	840,500.94	---	146,499.06
<u>Community Development Block Grant (Pass-through) - 0118</u>				
Economic Development	34,000,000.00	33,331,767.83	---	668,232.17
<u>Third Party Liability Collections - 0120</u>				
Judiciary	347,912.00	272,680.43	---	75,231.57
Social Services	15,414,746.00	12,420,030.56	4,292.40	2,990,423.04
<u>Juvenile Accountability Incentive - 0121</u>				
Public Safety	6,474,894.00	4,870,860.53	---	1,604,033.47
<u>Labor and Industrial Relations Administration - 0122</u>				
Office of Administration	2,000.00	391.14	---	1,608.86
Labor and Industrial Relations	15,141,552.00	8,576,226.47	---	6,565,325.53
<u>Community Development Block Grant (Administration) - 0123</u>				
Economic Development	1,093,881.00	610,715.82	11,348.00	471,817.18
<u>Transportation - 0126</u>				
Transportation	64,153,531.00	28,639,658.17	---	35,513,872.83
<u>Economic Development - 0129</u>				
Economic Development	444,205.00	227.51	---	443,977.49

STATE OF MISSOURI
SUMMARY OF APPROPRIATIONS BY FUND AND DEPARTMENT
GENERAL FUND
FOR THE APPROPRIATION YEAR 2004

	<u>Appropriations</u>	<u>Expenditures and Appropriated Transfers Out</u>	<u>Biennial Rollovers to 2005</u>	<u>Lapse of Appropriations</u>
<u>Corrections - 0130</u>				
Office of Administration	5,000.00	1,768.73	---	3,231.27
Corrections	44,146,054.00	5,601,500.24	34,356,594.83	4,187,958.93
<u>Revenue - 0132</u>				
Revenue	8,048,685.00	5,771,304.38	---	2,277,380.62
<u>Agriculture - 0133</u>				
Agriculture	5,886,948.00	2,105,703.73	---	3,781,244.27
<u>Office of Administration - 0135</u>				
Office of Administration	31,012,268.00	4,364,411.20	10,206,617.55	16,441,239.25
<u>Attorney General - 0136</u>				
Executive	4,674,339.00	2,122,738.70	16,860.00	2,534,740.30
Office of Administration	17,100.00	2,235.71	---	14,864.29
<u>Supreme Court - 0137</u>				
Judiciary	16,720,483.00	6,226,735.85	34,514.00	10,459,233.15
Office of Administration	9,000.00	4,330.86	---	4,669.14
<u>Missouri Council on the Arts - 0138</u>				
Economic Development	955,736.00	470,507.36	---	485,228.64
<u>Natural Resources - 0140</u>				
Office of Administration	6,500.00	4,540.23	---	1,959.77
Natural Resources	58,651,293.00	34,311,470.74	5,017,518.19	19,322,304.07
<u>Management Information Systems - 0141</u>				
Economic Development	2,200,000.00	---	---	2,200,000.00
<u>Health - 0143</u>				
Office of Administration	60,000.00	57,202.81	---	2,797.19
Health and Senior Services	323,811,859.00	278,262,074.39	2,104,628.02	43,445,156.59
<u>State Emergency Management - 0145</u>				
Public Safety	26,349,407.00	22,949,741.43	---	3,399,665.57
<u>Mental Health Intergovernmental Transfer - 0147</u>				
Mental Health	10,000,000.00	8,859,074.00	---	1,140,926.00
<u>Mental Health - 0148</u>				
Office of Administration	40,000.00	33,354.67	---	6,645.33
Mental Health	383,896,156.00	323,202,870.44	58,642.91	60,634,642.65
<u>Highway Safety - 0149</u>				
Office of Administration	500.00	82.00	---	418.00
Transportation	18,680,848.00	12,921,454.03	---	5,759,393.97
Public Safety	90.00	---	90.00	---

**STATE OF MISSOURI
SUMMARY OF APPROPRIATIONS BY FUND AND DEPARTMENT
GENERAL FUND
FOR THE APPROPRIATION YEAR 2004**

	Appropriations	Expenditures and Appropriated Transfers Out	Biennial Rollovers to 2005	Lapse of Appropriations
<u>Secretary of State Records - 0150</u>				
Executive	208,002.00	4,740.80	8,936.90	194,324.30
<u>National Endowment for Human Services American Treasury Grant - 0151</u>				
Executive	312,511.00	---	80,000.00	232,511.00
<u>Public Safety - 0152</u>				
Office of Administration	15,000.00	2,153.33	---	12,846.67
Public Safety	61,668,233.00	31,346,259.94	26,981.04	30,294,992.02
<u>Homeland Security - 0154</u>				
Office of Administration	403.00	---	---	403.00
<u>Job Development and Training - 0155</u>				
Office of Administration	8,187.00	8,186.90	---	0.10
Economic Development	131,836,366.00	93,300,093.88	2,141,113.51	36,395,158.61
<u>Election Admin Improvement - 0157</u>				
Executive	17,363,078.00	158,951.98	---	17,204,126.02
<u>Title XIX - 0163</u>				
Social Services	2,478,387,946.00	2,408,642,571.30	---	69,745,374.70
<u>Family Services Donations - 0167</u>				
Social Services	134,000.00	91,925.92	---	42,074.08
<u>Aging Donations - 0168</u>				
Health and Senior Services	50,000.00	---	---	50,000.00
<u>Missouri Veterans Commission - 0184</u>				
Public Safety	11,019,280.00	7,578,620.70	3,440,659.30	---
<u>MCSAP - Transportation - 0185</u>				
Office of Administration	6,000.00	---	---	6,000.00
Economic Development	24,024.00	---	24,024.00	---
Transportation	3,603,579.00	1,529,131.55	---	2,074,447.45
<u>Labor Standards - 0186</u>				
Office of Administration	25,000.00	12,819.45	---	12,180.55
Labor and Industrial Relations	1,592,180.00	950,476.51	---	641,703.49
<u>Governor's Committee on Employment of the Handicapped - 0188</u>				
Office of Administration	200.00	69.59	---	130.41
Labor and Industrial Relations	877,406.00	714,056.73	20,120.08	143,229.19
<u>Federal and Other - 0189</u>				
Social Services	2,500,000.00	2,255,299.50	---	244,700.50

STATE OF MISSOURI
SUMMARY OF APPROPRIATIONS BY FUND AND DEPARTMENT
GENERAL FUND
FOR THE APPROPRIATION YEAR 2004

	Appropriations	Expenditures and Appropriated Transfers Out	Biennial Rollovers to 2005	Lapse of Appropriations
<u>Adjutant General - 0190</u>				
Office of Administration	68,481.00	68,480.22	---	0.78
Public Safety	130,985,648.00	19,091,667.11	108,312,509.98	3,581,470.91
<u>Crime Victims - 0191</u>				
Labor and Industrial Relations	2,073,811.00	756,467.12	---	1,317,343.88
<u>Insurance - 0192</u>				
Insurance	450,000.00	272,209.65	---	177,790.35
<u>Secretary of State - 0195</u>				
Executive	4,334,709.00	2,894,773.84	---	1,439,935.16
<u>Community Service Commission - 0197</u>				
Economic Development	3,334,489.00	2,336,906.64	---	997,582.36
<u>Temporary Assistance for Needy Families - 0199</u>				
Office of Administration	5,000.00	562.97	---	4,437.03
Social Services	155,758,388.00	154,735,406.91	---	1,022,981.09
<u>Family Services - Administrative - 0610</u>				
Office of Administration	283,685.00	276,447.65	---	7,237.35
Social Services	612,297,425.00	545,644,869.79	10,646,963.44	56,005,591.77
<u>Missouri Disaster - 0663</u>				
Office of Administration	5,000.00	---	---	5,000.00
Public Safety	25,770,000.00	25,769,519.45	---	480.55
<u>Abandoned Mine Reclamation - 0697</u>				
Natural Resources	165.00	---	---	165.00
<u>Unemployment Compensation Administration - 0948</u>				
Office of Administration	60,000.00	10,243.73	---	49,756.27
Labor and Industrial Relations	49,762,534.00	32,559,014.76	1,054,333.00	16,149,186.24
Subtotals	<u>5,803,565,100.00</u>	<u>4,998,911,438.40</u>	<u>180,775,080.30</u>	<u>623,878,581.30</u>
Appropriated Transfers Out	4,935,940,947.00	4,557,185,603.34	50,359,613.87	328,395,729.79
Court Ordered Desegregation Payments	16,500,000.00	16,500,000.00	---	---
Totals	<u>\$ 17,233,352,590.00</u>	<u>\$ 15,647,159,858.56</u>	<u>\$ 321,028,515.57</u>	<u>\$ 1,265,164,215.87</u>

**STATE OF MISSOURI
SUMMARY OF APPROPRIATIONS BY FUND AND DEPARTMENT
SPECIAL REVENUE FUNDS
FOR THE APPROPRIATION YEAR 2004**

	Appropriations	Expenditures and Appropriated Transfers Out	Biennial Rollovers to 2005	Lapse of Appropriations
<u>Marguerite Ross Barnett</u>				
<u>Scholarship - 0131</u>				
Higher Education	\$ 521,000.00	\$ 520,844.00	\$ ---	\$ 156.00
<u>Utilecare Stabilization - 0134</u>				
Natural Resources	100.00	---	---	100.00
<u>Motorcycle Safety Trust - 0246</u>				
Transportation	342,934.00	342,933.45	---	0.55
<u>School District Bonds - 0248</u>				
Elementary and Secondary Education	450,000.00	450,000.00	---	---
<u>Compulsive Gamblers - 0249</u>				
Mental Health	452,988.00	277,135.87	---	175,852.13
Public Safety	40,000.00	39,469.26	---	530.74
<u>Missouri Crime Prevention</u>				
<u>Information and Programing - 0253</u>				
Public Safety	50,000.00	909.67	---	49,090.33
<u>Missouri Housing Trust - 0254</u>				
Economic Development	5,987,388.00	5,987,387.02	---	0.98
<u>Treasurer's Information - 0255</u>				
Executive	25,000.00	2,528.70	---	22,471.30
<u>Elevator Safety - 0257</u>				
Public Safety	291,841.00	256,824.10	---	35,016.90
<u>Missouri Arts Council Trust - 0262</u>				
Economic Development	4,684,271.00	3,073,927.13	---	1,610,343.87
<u>Missouri Commission for the Deaf</u>				
<u>Board of Certification of</u>				
<u>Interpreters - 0264</u>				
Elementary and Secondary Education	125,000.00	83,252.99	---	41,747.01
<u>Secretary of State's Technology</u>				
<u>Trust Fund Account - 0266</u>				
Executive	3,001,001.00	2,380,470.72	---	620,530.28
<u>Missouri Air Emission</u>				
<u>Reduction - 0267</u>				
Natural Resources	1,577,176.00	807,158.58	83,127.75	686,889.67
<u>Missouri National Guard</u>				
<u>Training Site - 0269</u>				
Public Safety	260,868.00	242,673.12	---	18,194.88

**STATE OF MISSOURI
SUMMARY OF APPROPRIATIONS BY FUND AND DEPARTMENT
SPECIAL REVENUE FUNDS
FOR THE APPROPRIATION YEAR 2004**

	Appropriations	Expenditures and Appropriated Transfers Out	Biennial Rollovers to 2005	Lapse of Appropriations
<u>Statewide Court Automation - 0270</u>				
Judiciary	4,707,919.00	4,331,607.08	---	376,311.92
<u>Nursing Facility Quality of Care - 0271</u>				
Office of Administration	4,537.00	4,536.90	---	0.10
Health and Senior Services	3,373,257.00	2,511,547.29	---	861,709.71
Social Services	113,455.00	93,434.38	19,971.76	48.86
<u>Tourism Supplemental Revenue - 0274</u>				
Office of Administration	2,750.00	2,750.00	---	---
Economic Development	19,093,352.00	13,780,780.06	1,080,989.26	4,231,582.68
<u>Health Initiatives - 0275</u>				
Office of Administration	6,000.00	89.09	---	5,910.91
Health and Senior Services	5,406,873.00	5,164,935.79	---	241,937.21
Mental Health	5,962,195.00	5,655,034.65	---	307,160.35
Revenue	137,705.00	89,734.86	---	47,970.14
Social Services	20,272,488.00	19,213,806.34	---	1,058,681.66
<u>Health Access Incentive - 0276</u>				
Health and Senior Services	3,193,482.00	3,085,752.60	---	107,729.40
<u>Family Support Loan Program - 0278</u>				
Mental Health	291,305.00	---	---	291,305.00
<u>School Building Revolving - 0279</u>				
Revenue	500.00	500.00	---	---
<u>Business Extension Service Team - 0280</u>				
Economic Development	1,854,000.00	35,150.00	---	1,818,850.00
<u>Peace Officers Standards and Training Commission - 0281</u>				
Public Safety	1,500,000.00	1,277,824.56	---	222,175.44
<u>Independent Living Center - 0284</u>				
Elementary and Secondary Education	590,556.00	586,573.40	---	3,982.60
<u>Gaming Proceeds for Education - 0285</u>				
Revenue	323,803.00	---	---	323,803.00
<u>Gaming Commission - 0286</u>				
Executive	208,421.00	124,086.37	---	84,334.63
Office of Administration	20,000.00	6,312.95	---	13,687.05
Public Safety	18,108,321.00	12,888,991.56	459,302.99	4,760,026.45
Revenue	49,075.00	---	---	49,075.00
Social Services	500,000.00	462,331.17	---	37,668.83
<u>Outstanding Schools Trust - 0287</u>				
Elementary and Secondary Education	394,401,353.00	394,365,578.60	---	35,774.40

**STATE OF MISSOURI
SUMMARY OF APPROPRIATIONS BY FUND AND DEPARTMENT
SPECIAL REVENUE FUNDS
FOR THE APPROPRIATION YEAR 2004**

	Appropriations	Expenditures and Appropriated Transfers Out	Biennial Rollovers to 2005	Lapse of Appropriations
<u>Mental Health Earnings - 0288</u>				
Mental Health	3,711,600.00	3,665,221.15	---	46,378.85
<u>Bingo Proceeds for Education - 0289</u>				
Elementary and Secondary Education	8,460,790.00	3,131,378.94	5,329,410.06	1.00
Public Safety	5,000.00	---	---	5,000.00
<u>Highway - Grade Crossing Safety Account - 0290</u>				
Transportation	3,500,000.00	1,168,242.05	---	2,331,757.95
<u>Lottery Proceeds - 0291</u>				
Office of Administration	25,000.00	---	---	25,000.00
Elementary and Secondary Education	136,114,765.00	135,260,976.67	---	853,788.33
Higher Education	83,278,898.00	75,905,591.24	5,156,100.76	2,217,206.00
<u>Animal Health Laboratory Fee - 0292</u>				
Agriculture	592,225.00	309,234.31	---	282,990.69
<u>Mammography - 0293</u>				
Health and Senior Services	70,402.00	42,988.68	---	27,413.32
<u>Animal Care Reserve - 0295</u>				
Office of Administration	20,000.00	4,617.00	---	15,383.00
Agriculture	617,354.00	317,318.55	---	300,035.45
<u>Aging - Elderly Home Delivered Meals Trust - 0296</u>				
Health and Senior Services	430,000.00	112,632.00	---	317,368.00
Revenue	21,604.00	14,274.00	---	7,330.00
<u>Highway Patrol Inspection - 0297</u>				
Public Safety	37,725.00	37,725.00	---	---
<u>Missouri Public Health Services - 0298</u>				
Health and Senior Services	3,257,750.00	2,066,979.13	2,504.04	1,188,266.83
<u>Livestock Brands - 0299</u>				
Agriculture	46,010.00	43,469.78	---	2,540.22
<u>Commodity Council Merchandising - 0406</u>				
Office of Administration	6.00	5.16	---	0.84
Agriculture	226,795.00	174,693.42	---	52,101.58
<u>Statutory Revision - 0546</u>				
Legislature	106,491.00	31,256.82	---	75,234.18
<u>Credit Unions - 0548</u>				
Office of Administration	5,000.00	26.88	---	4,973.12
Economic Development	928,660.00	835,223.52	61,102.00	32,334.48

**STATE OF MISSOURI
SUMMARY OF APPROPRIATIONS BY FUND AND DEPARTMENT
SPECIAL REVENUE FUNDS
FOR THE APPROPRIATION YEAR 2004**

	Appropriations	Expenditures and Appropriated Transfers Out	Biennial Rollovers to 2005	Lapse of Appropriations
<u>Finance - 0550</u>				
Economic Development	5,534,455.00	4,871,058.48	281,682.50	381,714.02
<u>Insurance Examiners - 0552</u>				
Office of Administration	4,947.00	4,946.81	---	0.19
Insurance	7,478,945.00	6,226,293.45	---	1,252,651.55
<u>Firing Range Fee - 0554</u>				
Public Safety	1,500.00	---	---	1,500.00
<u>Natural Resources Protection - 0555</u>				
Natural Resources	156,673.00	73,064.53	25.41	83,583.06
<u>Deaf Relay Service - 0559</u>				
Economic Development	5,000,000.00	3,651,982.94	---	1,348,017.06
Labor and Industrial Relations	2,696,285.00	1,360,684.08	23,847.88	1,311,753.04
<u>Missouri Community College Job Training Program - 0563</u>				
Economic Development	16,000,000.00	8,061,583.70	---	7,938,416.30
<u>Professional and Practical Nursing Student Loan and Nurse Loan Repayment - 0565</u>				
Health and Senior Services	535,835.00	493,401.94	---	42,433.06
<u>Insurance Dedicated - 0566</u>				
Office of Administration	15,000.00	4,268.57	---	10,731.43
Insurance	6,880,654.00	5,828,573.32	18,342.00	1,033,738.68
<u>International Trade Show Revolving - 0567</u>				
Economic Development	75,000.00	41,850.77	---	33,149.23
<u>Natural Resources Protection - Water Pollution Permit Fee Subaccount - 0568</u>				
Executive	36,987.00	36,987.00	---	---
Office of Administration	10,000.00	2,059.35	---	7,940.65
Natural Resources	6,041,954.00	5,009,229.86	94,479.53	938,244.61
<u>Solid Waste Management - Scrap Tire Subaccount - 0569</u>				
Natural Resources	4,807,376.00	1,829,637.12	1,225,792.22	1,751,946.66
Revenue	32,409.00	5,206.73	---	27,202.27
<u>Solid Waste Management - 0570</u>				
Executive	37,487.00	37,479.32	---	7.68
Natural Resources	15,212,068.00	11,245,780.76	61,337.07	3,904,950.17

**STATE OF MISSOURI
SUMMARY OF APPROPRIATIONS BY FUND AND DEPARTMENT
SPECIAL REVENUE FUNDS
FOR THE APPROPRIATION YEAR 2004**

	Appropriations	Expenditures and Appropriated Transfers Out	Biennial Rollovers to 2005	Lapse of Appropriations
<u>Missouri Qualified Fuel Ethanol Producer Incentive - 0571</u>				
Agriculture	3,716,697.00	3,576,485.00	---	140,212.00
<u>Aquaculture Marketing Development - 0573</u>				
Agriculture	32,795.00	15,891.83	---	16,903.17
<u>Metallic Minerals Waste Management - 0575</u>				
Natural Resources	89,630.00	68,920.32	4,496.18	16,213.50
<u>Local Records Preservation - 0577</u>				
Executive	1,865,157.00	1,314,090.11	121,316.54	429,750.35
Office of Administration	24,000.00	15,750.00	---	8,250.00
<u>Spinal Cord Injury - 0578</u>				
Higher Education	375,000.00	115,938.06	---	259,061.94
<u>Veterans' Trust - 0579</u>				
Public Safety	129,500.00	67,818.77	---	61,681.23
<u>Livestock Sales and Markets Fees - 0581</u>				
Agriculture	33,180.00	9,849.00	---	23,331.00
<u>Manufactured Housing - 0582</u>				
Office of Administration	7,500.00	5,500.00	---	2,000.00
Economic Development	532,485.00	274,762.73	17,979.87	239,742.40
<u>Natural Resources Protection - Air Pollution Asbestos Fee Subaccount - 0584</u>				
Natural Resources	351,512.00	250,696.23	2,046.84	98,768.93
<u>Underground Storage Tank Regulation Program - 0586</u>				
Natural Resources	179,642.00	105,629.98	11,956.15	62,055.87
<u>Chemical Emergency Preparedness - 0587</u>				
Public Safety	1,024,714.00	659,727.59	---	364,986.41
<u>Motor Vehicle Commission - 0588</u>				
Executive	44,692.00	---	---	44,692.00
Revenue	742,427.00	731,272.17	---	11,154.83
<u>Health Spa Regulatory - 0589</u>				
Executive	5,000.00	3,533.00	---	1,467.00

**STATE OF MISSOURI
SUMMARY OF APPROPRIATIONS BY FUND AND DEPARTMENT
SPECIAL REVENUE FUNDS
FOR THE APPROPRIATION YEAR 2004**

	Appropriations	Expenditures and Appropriated Transfers Out	Biennial Rollovers to 2005	Lapse of Appropriations
<u>Missouri CASA - 0590</u>				
Judiciary	200,000.00	101,332.00	---	98,668.00
<u>State Forensic Laboratory - 0591</u>				
Public Safety	326,000.00	224,733.31	---	101,266.69
<u>Services to Victims - 0592</u>				
Public Safety	3,700,000.00	2,314,730.37	---	1,385,269.63
<u>Natural Resources Protection - Air Pollution Permit Fee Subaccount - 0594</u>				
Executive	36,975.00	36,975.00	---	---
Office of Administration	7,500.00	5,170.64	---	2,329.36
Natural Resources	8,325,366.00	6,706,923.77	102,560.38	1,515,881.85
<u>Medical School Loan and Loan Repayment Program - 0598</u>				
Health and Senior Services	50,000.00	50,000.00	---	---
<u>Video Instructional Development and Educational Opportunity - 0599</u>				
Office of Administration	14,500.00	---	---	14,500.00
<u>Missouri Job Development - 0600</u>				
Economic Development	11,696,471.00	7,110,933.40	949,870.37	3,635,667.23
<u>Children's Service Commission - 0601</u>				
Office of Administration	17,000.00	14,968.29	---	2,031.71
<u>Water and Wastewater Loan Revolving - 0602</u>				
Natural Resources	227,670,850.00	95,862,688.65	128,307,817.35	3,500,344.00
<u>Missouri Breeders - 0605</u>				
Public Safety	5,000.00	---	---	5,000.00
<u>Public Service Commission - 0607</u>				
Office of Administration	7,000.00	3,347.62	---	3,652.38
Economic Development	15,131,162.00	11,749,671.64	998,984.22	2,382,506.14
<u>Conservation Commission - 0609</u>				
Executive	40,420.00	37,808.86	---	2,611.14
Office of Administration	904,450.00	820,495.21	---	83,954.79
Conservation	195,337,812.00	136,840,921.99	52,703,142.10	5,793,747.91
Revenue	549,263.00	546,212.67	---	3,050.33
<u>Parks Sales Tax - 0613</u>				
Executive	18,883.00	18,882.71	---	0.29
Office of Administration	350,000.00	130,438.47	---	219,561.53
Natural Resources	44,153,730.00	28,444,458.80	13,474,537.68	2,234,733.52

**STATE OF MISSOURI
SUMMARY OF APPROPRIATIONS BY FUND AND DEPARTMENT
SPECIAL REVENUE FUNDS
FOR THE APPROPRIATION YEAR 2004**

	Appropriations	Expenditures and Appropriated Transfers Out	Biennial Rollovers to 2005	Lapse of Appropriations
<u>Soil and Water Sales Tax - 0614</u>				
Executive	31,209.00	31,199.59	---	9.41
Office of Administration	1.00	---	---	1.00
Natural Resources	55,393,084.00	34,464,520.05	6,563,945.84	14,364,618.11
<u>Apple Merchandising - 0615</u>				
Agriculture	12,000.00	5,000.00	---	7,000.00
<u>State School Money - 0616</u>				
Office of Administration	39,206.00	39,205.11	---	0.89
Elementary and Secondary Education	2,128,889,689.00	2,128,882,003.68	---	7,685.32
Revenue	191,721.00	75,336.96	---	116,384.04
<u>Handicapped Children's Trust - 0618</u>				
Elementary and Secondary Education	166,175.00	---	136,175.00	30,000.00
<u>Social Services Educational Improvement - 0620</u>				
Office of Administration	28,100.00	1,622.86	---	26,477.14
Social Services	6,237,835.00	6,199,054.41	---	38,780.59
<u>Blind Pension - 0621</u>				
Social Services	23,257,577.00	22,360,222.73	---	897,354.27
<u>Tort Victims' Compensation - 0622</u>				
Labor and Industrial Relations	4,962,526.00	4,876,788.21	---	85,737.79
<u>State Seminary Money - 0623</u>				
Higher Education	250,000.00	190,379.28	---	59,620.72
<u>Livestock Dealer Law Enforcement and Administration - 0624</u>				
Agriculture	12,480.00	1.97	---	12,478.03
<u>Board of Accountancy - 0627</u>				
Office of Administration	2,000.00	950.06	---	1,049.94
Economic Development	430,146.00	363,742.73	---	66,403.27
<u>Board of Barber Examiners - 0628</u>				
Economic Development	38,271.00	21,611.39	---	16,659.61
<u>Board of Podiatric Medicine - 0629</u>				
Economic Development	21,681.00	10,720.56	---	10,960.44
<u>Board of Chiropractic Examiners - 0630</u>				
Economic Development	151,052.00	78,330.66	---	72,721.34
<u>Merchandising Practices Revolving - 0631</u>				
Executive	2,923,700.00	1,690,589.52	251,746.52	981,363.96

STATE OF MISSOURI
SUMMARY OF APPROPRIATIONS BY FUND AND DEPARTMENT
SPECIAL REVENUE FUNDS
FOR THE APPROPRIATION YEAR 2004

	Appropriations	Expenditures and Appropriated Transfers Out	Biennial Rollovers to 2005	Lapse of Appropriations
<u>Board of Cosmetology - 0632</u>				
Economic Development	259,418.00	235,959.31	---	23,458.69
<u>Board of Embalmers and Funeral Directors - 0633</u>				
Economic Development	149,634.00	71,366.01	---	78,267.99
<u>Board of Registration for Healing Arts - 0634</u>				
Economic Development	2,485,570.00	2,035,247.84	---	450,322.16
<u>Board of Nursing - 0635</u>				
Office of Administration	4,005.00	4,004.32	---	0.68
Economic Development	1,826,020.00	1,132,746.61	---	693,273.39
<u>Board of Optometry - 0636</u>				
Economic Development	42,604.00	26,545.50	---	16,058.50
<u>Board of Pharmacy - 0637</u>				
Economic Development	1,347,953.00	906,059.76	---	441,893.24
<u>Missouri Real Estate Commission - 0638</u>				
Economic Development	1,125,014.00	892,344.49	---	232,669.51
<u>Veterinary Medical Board - 0639</u>				
Economic Development	111,096.00	47,816.11	---	63,279.89
<u>Health Care Treatment and Access Account - 0640</u>				
Higher Education	2,583,667.00	687,586.82	1,896,080.18	---
Mental Health	2,077,681.00	2,077,681.00	---	---
Social Services	50,959,100.00	50,959,100.00	---	---
<u>Tobacco Prevention, Education, and Cessation Account - 0643</u>				
Office of Administration	1,000.00	948.00	---	52.00
Mental Health	300,000.00	300,000.00	---	---
Public Safety	131,064.00	121,914.14	---	9,149.86
<u>Highway Department - 0644</u>				
Executive	999,025.00	912,293.96	---	86,731.04
Office of Administration	631,343.00	607,089.40	---	24,253.60
Transportation	404,106,722.00	382,665,519.42	---	21,441,202.58
Natural Resources	80,997.00	24,373.35	---	56,623.65
Public Safety	130,762,624.00	118,781,851.50	3,582,916.59	8,397,855.91
Revenue	69,728,286.00	54,830,346.90	873,111.04	14,024,828.06
<u>Milk Inspection Fees - 0645</u>				
Agriculture	1,788,818.00	1,129,936.75	11,585.96	647,295.29

STATE OF MISSOURI
SUMMARY OF APPROPRIATIONS BY FUND AND DEPARTMENT
SPECIAL REVENUE FUNDS
FOR THE APPROPRIATION YEAR 2004

	Appropriations	Expenditures and Appropriated Transfers Out	Biennial Rollovers to 2005	Lapse of Appropriations
<u>Health Document Services - 0646</u>				
Health and Senior Services	815,012.00	531,621.02	---	283,390.98
<u>Grain Inspection Fees - 0647</u>				
Office of Administration	20,000.00	11,034.99	---	8,965.01
Agriculture	2,688,732.00	1,224,283.49	64,428.00	1,400,020.51
<u>Petition Audit Revolving Trust - 0648</u>				
Executive	620,031.00	124,605.40	---	495,425.60
<u>Water and Wastewater Loan - 0649</u>				
Natural Resources	188,288,113.00	79,696,979.23	74,786,939.26	33,804,194.51
<u>Tourism Marketing - 0650</u>				
Economic Development	15,000.00	24.26	---	14,975.74
<u>Excellence In Education - 0651</u>				
Elementary and Secondary Education	2,929,210.00	1,867,043.39	---	1,062,166.61
<u>Workers' Compensation - 0652</u>				
Executive	676,669.00	452,084.48	136,301.92	88,282.60
Office of Administration	5,000.00	4,123.32	---	876.68
Health and Senior Services	140,163.00	131,216.33	---	8,946.67
Labor and Industrial Relations	11,681,504.00	9,335,612.16	1,366,085.74	979,806.10
Revenue	1,669,902.00	668,031.52	---	1,001,870.48
<u>Workers' Compensation - Second Injury - 0653</u>				
Executive	2,404,505.00	2,084,437.99	264,722.80	55,344.21
Office of Administration	7,656.00	7,615.64	---	40.36
Labor and Industrial Relations	59,050,000.00	58,475,003.85	---	574,996.15
Revenue	248,966.00	9,944.19	---	239,021.81
<u>Health - Donated - 0658</u>				
Health and Senior Services	4,519,315.00	1,371,001.05	2,502.08	3,145,811.87
<u>Railroad Expense - 0659</u>				
Office of Administration	4,000.00	3,414.30	---	585.70
Transportation	903,437.00	632,204.53	---	271,232.47
<u>Groundwater Protection - 0660</u>				
Natural Resources	478,151.00	361,463.84	---	116,687.16
<u>State Contracted Manufacturing Dairy Plant Inspection and Grading Fee - 0661</u>				
Agriculture	8,000.00	---	---	8,000.00
<u>Petroleum Inspection - 0662</u>				
Agriculture	2,526,476.00	1,937,011.68	8,208.00	581,256.32
Revenue	31,252.00	30,758.76	---	493.24

**STATE OF MISSOURI
SUMMARY OF APPROPRIATIONS BY FUND AND DEPARTMENT
SPECIAL REVENUE FUNDS
FOR THE APPROPRIATION YEAR 2004**

	Appropriations	Expenditures and Appropriated Transfers Out	Biennial Rollovers to 2005	Lapse of Appropriations
<u>Energy Set-Aside Program - 0667</u>				
Natural Resources	24,427,991.00	10,492,619.98	33,180.44	13,902,190.58
<u>State Land Survey Program - 0668</u>				
Natural Resources	1,237,903.00	1,103,956.39	---	133,946.61
<u>Petroleum Violation Escrow - 0669</u>				
Natural Resources	432,028.00	168,552.20	1,863.00	261,612.80
<u>Legal Defense and Defender - 0670</u>				
Judiciary	1,215,734.00	1,141,187.30	---	74,546.70
<u>Criminal Record System - 0671</u>				
Public Safety	7,546,563.00	4,887,720.41	---	2,658,842.59
<u>Motor Fuel Tax - 0673</u>				
Revenue	188,500,000.00	188,471,679.58	---	28,320.42
<u>Highway Patrol Academy - 0674</u>				
Public Safety	782,845.00	392,235.89	---	390,609.11
<u>State Transportation - 0675</u>				
Transportation	5,536,721.00	5,412,056.08	---	124,664.92
<u>Hazardous Waste - 0676</u>				
Executive	36,975.00	36,969.41	---	5.59
Office of Administration	8,000.00	2,099.82	---	5,900.18
Natural Resources	2,615,874.00	1,992,221.78	50,130.93	573,521.29
<u>Dental Board - 0677</u>				
Economic Development	592,414.00	450,626.87	---	141,787.13
<u>State Board of Architects, Engineers and Land Surveyors - 0678</u>				
Economic Development	728,781.00	559,309.80	---	169,471.20
<u>Safe Drinking Water - 0679</u>				
Executive	13,032.00	13,028.75	---	3.25
Natural Resources	2,851,042.00	1,898,580.25	61,700.65	890,761.10
<u>Missouri Office of Prosecution Services - 0680</u>				
Executive	342,649.00	216,217.34	18,040.80	108,390.86
<u>Crime Victims' Compensation - 0681</u>				
Judiciary	352,000.00	351,999.00	---	1.00
Labor and Industrial Relations	7,014,405.00	6,570,346.91	25,890.04	418,168.05
Public Safety	934,440.00	547,799.64	---	386,640.36
Corrections	82,500.00	41,400.00	---	41,100.00

**STATE OF MISSOURI
SUMMARY OF APPROPRIATIONS BY FUND AND DEPARTMENT
SPECIAL REVENUE FUNDS
FOR THE APPROPRIATION YEAR 2004**

	Appropriations	Expenditures and Appropriated Transfers Out	Biennial Rollovers to 2005	Lapse of Appropriations
<u>Marketing Development - 0683</u>				
Agriculture	1,545,511.00	925,803.66	---	619,707.34
<u>Coal Mine Land Reclamation - 0684</u>				
Natural Resources	1,128,065.00	76,298.90	2,258.10	1,049,508.00
<u>Fair Share - 0687</u>				
Elementary and Secondary Education	23,336,255.00	23,336,254.88	---	0.12
Revenue	85,210.00	33,278.44	---	51,931.56
<u>School District Trust - 0688</u>				
Elementary and Secondary Education	693,947,458.00	690,348,889.18	---	3,598,568.82
<u>Hazardous Waste Remedial - 0690</u>				
Executive	228,931.00	228,877.90	---	53.10
Office of Administration	2,000.00	622.82	---	1,377.18
Health and Senior Services	241,409.00	218,403.24	---	23,005.76
Natural Resources	1,331,353.00	1,082,001.05	43,208.97	206,142.98
<u>Missouri Air Pollution Control - 0691</u>				
Natural Resources	121,117.00	21,905.37	69,219.42	29,992.21
<u>Children's Trust - 0694</u>				
Office of Administration	3,725,380.00	2,511,539.16	27,945.00	1,185,895.84
<u>Highway Patrol Motor Vehicle Revolving - 0695</u>				
Public Safety	6,381,634.00	3,701,940.00	---	2,679,694.00
<u>Meramac-Onondaga State Parks - 0698</u>				
Natural Resources	16,493.00	10,670.66	---	5,822.34
<u>Oil and Gas Remedial - 0699</u>				
Natural Resources	23,000.00	---	---	23,000.00
<u>Biodiesel Fuel Revolving - 0730</u>				
Natural Resources	26,312.00	11,208.23	1.28	15,102.49
<u>Drug Court Resources - 0733</u>				
Judiciary	2,446,500.00	1,607,580.69	---	838,919.31
<u>Missouri Senior RX - 0734</u>				
Office of Administration	4,500.00	2,589.28	---	1,910.72
Health and Senior Services	27,665,983.00	18,191,460.34	---	9,474,522.66
<u>Legal Services for Low Income - 0735</u>				
Social Services	2,161,435.00	2,159,938.00	---	1,497.00
<u>Gear-Up Scholarship - 0737</u>				
Higher Education	200,000.00	40,896.00	---	159,104.00

**STATE OF MISSOURI
SUMMARY OF APPROPRIATIONS BY FUND AND DEPARTMENT
SPECIAL REVENUE FUNDS
FOR THE APPROPRIATION YEAR 2004**

	Appropriations	Expenditures and Appropriated Transfers Out	Biennial Rollovers to 2005	Lapse of Appropriations
<u>Investors Restitution Fund - 0741</u>				
Executive	254,000.00	194,600.00	---	59,400.00
<u>Head Injury - 0742</u>				
Office of Administration	500,000.00	369,824.92	---	130,175.08
<u>Missouri Commission for the Deaf and Hard of Hearing - 0743</u>				
Elementary and Secondary Education	50,000.00	2,158.55	---	47,841.45
<u>Boiler and Pressure Vessels Safety - 0744</u>				
Public Safety	262,418.00	234,891.15	---	27,526.85
<u>Second Capital Commission - 0745</u>				
Office of Administration	100,000.00	---	---	100,000.00
<u>Organic Production and Certification - 0749</u>				
Agriculture	4,500.00	1,291.88	---	3,208.12
<u>Basic Civil Legal Services - 0757</u>				
Judiciary	26,299.00	---	---	26,299.00
<u>State Supplemental Downtown Development - 0766</u>				
Economic Development	1.00	---	---	1.00
<u>State Supplemental Rural Development - 0767</u>				
Economic Development	1.00	---	---	1.00
<u>Library Networking - 0822</u>				
Executive	206,662.00	87,663.91	---	118,998.09
<u>Boll Weevil Suppression and Eradication - 0823</u>				
Agriculture	106,226.00	12,177.67	---	94,048.33
<u>Organ Donor Program - 0824</u>				
Health and Senior Services	357,482.00	251,005.26	---	106,476.74
<u>Child Labor Enforcement - 0826</u>				
Labor and Industrial Relations	200,000.00	28,659.80	---	171,340.20
<u>Youth Opportunities and Violence Prevention - 0827</u>				
Economic Development	250,000.00	---	---	250,000.00

**STATE OF MISSOURI
SUMMARY OF APPROPRIATIONS BY FUND AND DEPARTMENT
SPECIAL REVENUE FUNDS
FOR THE APPROPRIATION YEAR 2004**

	Appropriations	Expenditures and Appropriated Transfers Out	Biennial Rollovers to 2005	Lapse of Appropriations
<u>Inmate Incarceration Reimbursement Act Revolving - 0828</u>				
Executive	33,825.00	31,798.03	---	2,026.97
<u>Secretary of State Investor Education Fund - 0829</u>				
Executive	284,922.00	181,411.87	---	103,510.13
<u>Property Reuse - 0830</u>				
Economic Development	1,500,000.00	368,617.23	---	1,131,382.77
<u>State Court Administration Revolving - 0831</u>				
Judiciary	170,000.00	96,065.36	---	73,934.64
<u>Recruitment and Retention Scholarship - 0832</u>				
Natural Resources	50,000.00	---	---	50,000.00
<u>Concentrated Animal Feeding Operation Indemnity - 0834</u>				
Natural Resources	100,000.00	---	---	100,000.00
<u>State Document Preservation - 0836</u>				
Executive	306,363.00	36,395.27	---	269,967.73
<u>Light Rail Safety - 0838</u>				
Transportation	1.00	---	---	1.00
<u>Student Grant - 0839</u>				
Higher Education	17,378,436.00	17,369,165.50	---	9,270.50
<u>Academic Scholarship - 0840</u>				
Higher Education	16,274,000.00	16,055,000.00	---	219,000.00
<u>State Transportation Assistance Revolving - 0841</u>				
Transportation	550,000.00	372,001.00	---	177,999.00
<u>Criminal Justice Network and Technology Revolving - 0842</u>				
Public Safety	2,247,672.00	1,678,059.27	---	569,612.73
<u>Youth Services Treatment - 0843</u>				
Social Services	1,000.00	---	---	1,000.00
<u>Missouri Office of Prosecution Services Revolving - 0844</u>				
Executive	150,000.00	109,596.99	---	40,403.01

**STATE OF MISSOURI
SUMMARY OF APPROPRIATIONS BY FUND AND DEPARTMENT
SPECIAL REVENUE FUNDS
FOR THE APPROPRIATION YEAR 2004**

	Appropriations	Expenditures and Appropriated Transfers Out	Biennial Rollovers to 2005	Lapse of Appropriations
<u>Judiciary Education and Training - 0847</u>				
Judiciary	2,567,775.00	1,228,037.00	100,983.00	1,238,755.00
Office of Administration	3,000.00	1,250.00	---	1,750.00
<u>Missouri Supplemental Tax Increment Financing - 0848</u>				
Economic Development	6,483,678.00	1,780,079.68	3,196,347.16	1,507,251.16
<u>U.S. Department of Education/ Coordinating Board for Higher Education P.L. 105-33 Interest Account - 0851</u>				
Higher Education	2,700,420.00	711,702.77	---	1,988,717.23
<u>Domestic Relations Resolution - 0852</u>				
Judiciary	632,500.00	479,469.26	---	153,030.74
<u>Correctional Substance Abuse Earnings - 0853</u>				
Corrections	264,600.00	136.00	---	264,464.00
<u>Missouri Wine Marketing and Research Development - 0855</u>				
Agriculture	27,000.00	25,301.23	---	1,698.77
<u>Advantage Missouri Trust - 0856</u>				
Higher Education	629,000.00	303,267.94	---	325,732.06
<u>Missouri College Guarantee - 0858</u>				
Higher Education	8,385,000.00	8,230,211.00	---	154,789.00
<u>Early Childhood Development, Education and Care - 0859</u>				
Elementary and Secondary Education	21,831,154.00	17,721,831.54	---	4,109,322.46
Health and Senior Services	1,021,314.00	871,782.45	17,516.04	132,015.51
Social Services	16,077,696.00	13,356,903.70	---	2,720,792.30
<u>Guaranty Agency Operating - 0880</u>				
Office of Administration	1,000.00	466.65	---	533.35
Higher Education	17,195,069.00	13,450,996.11	189,537.60	3,554,535.29
<u>Federal Student Loan Reserve - 0881</u>				
Higher Education	85,000,000.00	46,699,464.23	---	38,300,535.77
<u>Premium - 0885</u>				
Social Services	4,837,940.00	4,136,974.15	---	700,965.85
<u>Missouri Alternative Fuel Vehicle Loan - 0886</u>				
Natural Resources	300,050.00	---	---	300,050.00

**STATE OF MISSOURI
SUMMARY OF APPROPRIATIONS BY FUND AND DEPARTMENT
SPECIAL REVENUE FUNDS
FOR THE APPROPRIATION YEAR 2004**

	Appropriations	Expenditures and Appropriated Transfers Out	Biennial Rollovers to 2005	Lapse of Appropriations
<u>Fine Collections Center Interest</u>				
<u>Revolving - 0888</u>				
Judiciary	25,000.00	---	---	25,000.00
<u>Assistive Technology Loan</u>				
<u>Revolving - 0889</u>				
Labor and Industrial Relations	1,000,000.00	95,540.98	---	904,459.02
<u>Petroleum Violation Escrow Interest</u>				
<u>Subaccount - 0890</u>				
Natural Resources	155,219.00	113,930.85	27,279.09	14,009.06
<u>Blindness Educatino. Screening, and Treatment Program - 0892</u>				
Health and Senior Services	250,000.00	21,279.97	---	228,720.03
<u>Missouri Lead Abatement Loan - 0893</u>				
Health and Senior Services	276,000.00	---	---	276,000.00
<u>Dry-Cleaning Environmental</u>				
<u>Response Trust - 0898</u>				
Natural Resources	444,729.00	118,755.80	198.15	325,775.05
<u>Missouri National Guard Trust - 0900</u>				
Public Safety	5,079,737.00	2,966,958.29	50,000.00	2,062,778.71
<u>Agriculture Development - 0904</u>				
Agriculture	737,670.00	178,289.67	---	559,380.33
<u>Mined Land Reclamation - 0906</u>				
Executive	13,017.00	13,000.65	---	16.35
Natural Resources	1,942,985.00	722,244.87	10,913.22	1,209,826.91
<u>Babler State Park - 0911</u>				
Natural Resources	316,785.00	125,312.91	---	191,472.09
<u>School for the Blind Trust - 0920</u>				
Elementary and Secondary Education	1,500,000.00	595,165.95	---	904,834.05
<u>School for the Deaf Trust - 0922</u>				
Elementary and Secondary Education	25,000.00	---	---	25,000.00
<u>Governors' Council on Physical</u>				
<u>Fitness Institution Gift Trust - 0924</u>				
Office of Administration	350,000.00	53,102.42	---	296,897.58
<u>Institution Gift Trust - 0925</u>				
Agriculture	30,000.00	4.86	---	29,995.14

**STATE OF MISSOURI
SUMMARY OF APPROPRIATIONS BY FUND AND DEPARTMENT
SPECIAL REVENUE FUNDS
FOR THE APPROPRIATION YEAR 2004**

	<u>Appropriations</u>	<u>Expenditures and Appropriated Transfers Out</u>	<u>Biennial Rollovers to 2005</u>	<u>Lapse of Appropriations</u>
<u>Mental Health Trust - 0926</u>				
Office of Administration	1,000.00	73.86	---	926.14
Mental Health	11,273,223.00	9,375,963.29	---	1,897,259.71
<u>Secretary of State-Wolfner State Library - 0928</u>				
Executive	57,000.00	43,446.70	---	13,553.30
<u>Special Employment Security - 0949</u>				
Economic Development	216,000.00	191,256.90	---	24,743.10
Labor and Industrial Relations	4,486,954.00	2,603,493.59	959,110.79	924,349.62
<u>Crippled Children's - 0950</u>				
Health and Senior Services	275,000.00	84,621.60	---	190,378.40
<u>State Fair Trust - 0951</u>				
Agriculture	10,000.00	3,139.83	---	6,860.17
<u>Aviation Trust - 0952</u>				
Transportation	5,077,112.00	2,498,127.85	---	2,578,984.15
Revenue	157,927.00	52,827.48	---	105,099.52
Subtotals	5,754,803,870.00	5,160,586,460.75	305,422,795.52	288,794,613.73
Appropriated Transfers Out	<u>1,391,083,382.00</u>	<u>1,327,995,610.71</u>	<u>395,441.00</u>	<u>62,692,330.29</u>
Totals	<u>\$ 7,145,887,252.00</u>	<u>\$ 6,488,582,071.46</u>	<u>\$ 305,818,236.52</u>	<u>\$ 351,486,944.02</u>

**STATE OF MISSOURI
SUMMARY OF APPROPRIATIONS BY FUND AND DEPARTMENT
DEBT SERVICE FUNDS
FOR THE APPROPRIATION YEAR 2004**

	Appropriations	Expenditures and Appropriated Transfers Out	Biennial Rollovers to 2005	Lapse of Appropriations
<u>Water Pollution Control Bond and Interest - Series B 2002 - 0200</u>				
Office of Administration	\$ 7,018,619.00	\$ 7,018,618.76	\$ ---	\$ 0.24
<u>Third State Building Bond Interest and Sinking - Series A 2002 - 0201</u>				
Office of Administration	17,092,150.00	17,092,150.00	---	---
<u>Fourth State Building Bond and Interest - Series A 2002 - 0202</u>				
Office of Administration	7,269,432.00	7,269,431.26	---	0.74
<u>Water Pollution Control Bond and Interest - Series A 2003 - 0203</u>				
Office of Administration	1,924,707.00	846,003.89	---	1,078,703.11
<u>Third State Building Bond Interest and Sinking - Series A 2003 - 0204</u>				
Office of Administration	1,977,554.00	944,459.86	---	1,033,094.14
<u>Water Pollution Control Bond and Interest - Series A 1993 - 0228</u>				
Office of Administration	966,735.00	966,735.00	---	---
<u>Water Pollution Control Bond and Interest - Series B 1993 - 0229</u>				
Office of Administration	9,085,708.00	9,085,707.50	---	0.50
<u>Water Pollution Control Bond and Interest - Series A 2002 - 0231</u>				
Office of Administration	1,966,594.00	1,966,593.76	---	0.24
<u>Third State Building Bond Interest and Sinking - Series A 1993 - 0234</u>				
Office of Administration	14,350,741.00	14,350,740.00	---	1.00
<u>Water Pollution Control Bond and Interest - Series A 1995 - 0235</u>				
Office of Administration	1,029,500.00	1,029,500.00	---	---
<u>Water Pollution Control Bond and Interest - Series A 1996 - 0236</u>				
Office of Administration	1,181,463.00	1,181,462.50	---	0.50
<u>Water Pollution Control Bond and Interest - Series A 1998 - 0237</u>				
Office of Administration	2,449,769.00	2,449,768.76	---	0.24
<u>Water Pollution Control Bond and Interest - Series A 1998 - 0238</u>				
Office of Administration	1,487,952.00	1,487,951.26	---	0.74

**STATE OF MISSOURI
SUMMARY OF APPROPRIATIONS BY FUND AND DEPARTMENT
DEBT SERVICE FUNDS
FOR THE APPROPRIATION YEAR 2004**

	<u>Appropriations</u>	<u>Expenditures and Appropriated Transfers Out</u>	<u>Biennial Rollovers to 2005</u>	<u>Lapse of Appropriations</u>
<u>Stormwater Control Bond and Interest - Series A 2002 - 0239</u>				
Office of Administration	980,863.00	980,862.50	---	0.50
<u>Fourth State Building Bond and Interest - Series A 1995 - 0240</u>				
Office of Administration	2,578,750.00	2,578,750.00	---	---
<u>Fourth State Building Bond and Interest - Series A 1996 - 0241</u>				
Office of Administration	4,226,525.00	4,226,525.00	---	---
<u>Fourth State Building Bond and Interest - Series A 1998 - 0242</u>				
Office of Administration	3,504,288.00	3,504,287.50	---	0.50
<u>Stormwater Control Bond and Interest - Series A 1999 - 0243</u>				
Office of Administration	1,487,952.00	1,487,951.26	---	0.74
<u>Water Pollution Control Bond and Interest - Series A 2001 - 0244</u>				
Office of Administration	1,439,563.00	1,439,562.50	---	0.50
<u>Stormwater Control Bond and Interest - Series A 2001 - 0245</u>				
Office of Administration	719,620.00	719,620.00	---	---
Subtotals	82,738,485.00	80,626,681.31	---	2,111,803.69
Appropriated Transfers Out	<u>5,756,971.00</u>	<u>5,756,969.52</u>	---	<u>1.48</u>
Totals	<u>\$ 88,495,456.00</u>	<u>\$ 86,383,650.83</u>	<u>\$ ---</u>	<u>\$ 2,111,805.17</u>

STATE OF MISSOURI
SUMMARY OF APPROPRIATIONS BY FUND AND DEPARTMENT
CAPITAL PROJECTS FUNDS
FOR THE APPROPRIATION YEAR 2004

	Appropriations	Expenditures and Appropriated Transfers Out	Biennial Rollovers to 2005	Lapse of Appropriations
<u>Water Pollution Control - Series A 2002 - 37G - 0301</u>				
Natural Resources	\$ 17,000,000.00	\$ ---	\$ ---	\$ 17,000,000.00
<u>Stormwater Control - Series A 2002 - 37H - 0302</u>				
Natural Resources	20,000,000.00	2,762,483.75	---	17,237,516.25
<u>Veterans' Homes Capital Improvement Trust - 0304</u>				
Office of Administration	1,000.00	351.51	---	648.49
Public Safety	19,885,505.00	8,475,290.35	10,887,621.66	522,592.99
<u>Board Public Buildings - Series A 2003 Bond Proceeds - Projects - 0309</u>				
Office of Administration	270,040.00	1,245.30	268,794.70	---
Agriculture	89,742.00	10,883.49	78,858.51	---
Economic Development	14,120.00	---	14,120.00	---
Elementary and Secondary Education	595,591.00	19,453.36	576,137.64	---
Higher Education	30,490,400.00	1,236,350.78	29,254,049.22	---
Health and Senior Services	30,000,000.00	802,435.87	29,197,564.13	---
Mental Health	6,123,425.00	458,882.62	5,664,542.38	---
Public Safety	2,357,260.00	366,699.36	1,990,560.64	---
Social Services	564,419.00	2,642.48	561,776.52	---
Corrections	7,364,567.00	225,528.03	7,139,038.97	---
<u>State Road - 0320</u>				
Transportation	1,193,038,453.00	1,146,109,838.51	---	46,928,614.49
<u>State Road Series A 2003 - 0324</u>				
Transportation	263,597,739.00	263,597,738.45	---	0.55
<u>Water Pollution Control - Series A 1998 - 0355</u>				
Natural Resources	3,749,569.00	2,639,330.00	1,110,239.00	---
<u>Fourth State Building - Series A 1998 - 0382</u>				
Corrections	2,470,920.00	1,709,174.71	761,745.29	---
<u>Stormwater Control - Series A 1998 - 0383</u>				
Natural Resources	4,142,986.00	4,142,985.19	0.81	---
<u>Water Pollution Control - Series A 2001 - 37E - 0385</u>				
Natural Resources	19,721,236.00	2,531,556.43	10,529,679.57	6,660,000.00
<u>Water Pollution Control - Series A 2001 - 37G - 0386</u>				
Natural Resources	26,577,535.00	7,967,335.99	18,610,199.01	---

**STATE OF MISSOURI
SUMMARY OF APPROPRIATIONS BY FUND AND DEPARTMENT
CAPITAL PROJECTS FUNDS
FOR THE APPROPRIATION YEAR 2004**

	Appropriations	Expenditures and Appropriated Transfers Out	Biennial Rollovers to 2005	Lapse of Appropriations
<u>Stormwater Control - Series A 2001 - 0387</u>				
Natural Resources	29,011,386.00	504,999.26	28,506,386.74	---
Subtotals	1,677,065,893.00	1,443,565,205.44	145,151,314.79	88,349,372.77
Appropriated Transfers Out	265,538,994.00	109,029,353.96	45,540,945.93	110,968,694.11
Totals	\$ 1,942,604,887.00	\$ 1,552,594,559.40	\$ 190,692,260.72	\$ 199,318,066.88

**STATE OF MISSOURI
SUMMARY OF APPROPRIATIONS BY FUND AND DEPARTMENT
PERMANENT FUNDS
FOR THE APPROPRIATION YEAR 2004**

	Appropriations	Expenditures and Appropriated Transfers Out	Biennial Rollovers to 2005	Lapse of Appropriations
<u>Confederate Memorial Park - 0812</u>				
Natural Resources	\$ 165.00	\$ ---	\$ ---	\$ 165.00
<u>Champ W. Smith & Mary C. Smith Memorial Endowment Trust - 0873</u>				
Health and Senior Services	35,000.00	14,016.38	---	20,983.62
Subtotals	35,165.00	14,016.38	---	21,148.62
Appropriated Transfers Out	355.00	355.00	---	---
Totals	\$ 35,520.00	\$ 14,371.38	\$ ---	\$ 21,148.62

**STATE OF MISSOURI
SUMMARY OF APPROPRIATIONS BY FUND AND DEPARTMENT
ENTERPRISE FUNDS
FOR THE APPROPRIATION YEAR 2004**

	Appropriations	Expenditures and Appropriated Transfers Out	Biennial Rollovers to 2005	Lapse of Appropriations
<u>Federal Surplus Property - 0407</u>				
Office of Administration	\$ 2,388,486.00	\$ 1,770,643.68	\$ 57,500.00	\$ 560,342.32
<u>Single-Purpose Animal Facilities Loan Program - 0408</u>				
Agriculture	116,194.00	101,205.08	---	14,988.92
<u>Single-Purpose Animal Facilities Loan Guarantee - 0409</u>				
Agriculture	4.00	---	3.00	1.00
<u>State Fair Fees - 0410</u>				
Office of Administration	20,000.00	18,035.38	---	1,964.62
Agriculture	4,283,505.00	3,868,518.51	---	414,986.49
<u>Agricultural Product Utilization and Business Development Guarantee - 0411</u>				
Agriculture	35,328.00	35,325.21	1.79	1.00
<u>State Parks Earnings - 0415</u>				
Office of Administration	20,000.00	9,626.66	---	10,373.34
Natural Resources	16,321,281.00	7,584,883.93	7,202,381.42	1,534,015.65
<u>Natural Resources Revolving Services - 0425</u>				
Natural Resources	2,693,479.00	2,192,391.67	1,229.75	499,857.58
<u>Historic Preservation Revolving - 0430</u>				
Natural Resources	2,064,496.00	45,847.29	1,000,062.68	1,018,586.03
<u>Missouri Veterans' Homes - 0460</u>				
Office of Administration	147,686.00	147,685.85	---	0.15
Public Safety	45,377,552.00	40,115,716.76	34,250.00	5,227,585.24
<u>Petroleum Storage Tank Insurance - 0585</u>				
Executive	22,157.00	22,157.00	---	---
Office of Administration	1,000.00	165.00	---	835.00
Natural Resources	28,988,135.00	17,841,353.16	142,647.67	11,004,134.17
Revenue	23,969.00	23,144.37	---	824.63
<u>Department of Revenue Information - 0619</u>				
Revenue	978,950.00	956,879.34	8,034.00	14,036.66
<u>State Environmental Improvement Authority - 0654</u>				
Natural Resources	1.00	---	---	1.00

**STATE OF MISSOURI
SUMMARY OF APPROPRIATIONS BY FUND AND DEPARTMENT
ENTERPRISE FUNDS
FOR THE APPROPRIATION YEAR 2004**

	<u>Appropriations</u>	<u>Expenditures and Appropriated Transfers Out</u>	<u>Biennial Rollovers to 2005</u>	<u>Lapse of Appropriations</u>
<u>Lottery Enterprise - 0657</u>				
Executive	48,881.00	48,862.11	---	18.89
Office of Administration	12,047.00	12,046.37	---	0.63
Revenue	<u>144,966,902.00</u>	<u>142,961,515.75</u>	<u>524,414.87</u>	<u>1,480,971.38</u>
Subtotals	248,510,053.00	217,756,003.12	8,970,525.18	21,783,524.70
Appropriated Transfers Out	<u>249,817,111.00</u>	<u>247,477,442.49</u>	<u>5,562.00</u>	<u>2,334,106.51</u>
Totals	<u>\$ 498,327,164.00</u>	<u>\$ 465,233,445.61</u>	<u>\$ 8,976,087.18</u>	<u>\$ 24,117,631.21</u>

**STATE OF MISSOURI
SUMMARY OF APPROPRIATIONS BY FUND AND DEPARTMENT
INTERNAL SERVICE FUNDS
FOR THE APPROPRIATION YEAR 2004**

	<u>Appropriations</u>	<u>Expenditures and Appropriated Transfers Out</u>	<u>Biennial Rollovers to 2005</u>	<u>Lapse of Appropriations</u>
<u>Mental Health Interagency</u>				
<u>Payments - 0109</u>				
Office of Administration	\$ 1,000.00	\$ ---	\$ ---	\$ 1,000.00
Mental Health	6,322,098.00	3,877,386.41	---	2,444,711.59
<u>Natural Resources Cost</u>				
<u>Allocation - 0500</u>				
Office of Administration	5,180,703.00	79,389.33	5,097,959.00	3,354.67
Natural Resources	8,574,646.00	7,424,984.58	41,452.40	1,108,209.02
<u>State Facility Maintenance and</u>				
<u>Operation - 0501</u>				
Office of Administration	18,392,503.00	16,983,374.31	392,173.31	1,016,955.38
Natural Resources	371,708.00	324,249.38	---	47,458.62
<u>Office of Administration Revolving</u>				
<u>Administrative Trust - 0505</u>				
Office of Administration	102,399,139.00	70,628,286.59	8,759,326.61	23,011,525.80
Mental Health	1,710,000.00	1,710,000.00	---	---
Public Safety	776,678.00	714,331.47	62,346.53	---
<u>Working Capital Revolving - 0510</u>				
Office of Administration	20,000.00	12,211.13	---	7,788.87
Corrections	39,716,181.00	27,612,514.52	1,278,697.00	10,824,969.48
<u>Central Check Mailing Service</u>				
<u>Revolving - 0515</u>				
Executive	225,000.00	159,770.69	---	65,229.31
<u>House of Representatives</u>				
<u>Revolving - 0520</u>				
Legislature	45,000.00	39,992.52	---	5,007.48
<u>Supreme Court Publications</u>				
<u>Revolving - 0525</u>				
Judiciary	125,000.00	107,690.48	---	17,309.52
<u>Adjutant General Revolving - 0530</u>				
Public Safety	50,000.00	46,525.97	---	3,474.03
<u>Senate Revolving - 0535</u>				
Legislature	40,000.00	15,030.00	---	24,970.00
<u>Inmate Revolving - 0540</u>				
Corrections	4,213,989.00	3,067,264.33	---	1,146,724.67
<u>Social Services Administrative</u>				
<u>Trust - 0545</u>				
Social Services	6,229,503.00	4,532,307.65	---	1,697,195.35

**STATE OF MISSOURI
SUMMARY OF APPROPRIATIONS BY FUND AND DEPARTMENT
INTERNAL SERVICE FUNDS
FOR THE APPROPRIATION YEAR 2004**

	Appropriations	Expenditures and Appropriated Transfers Out	Biennial Rollovers to 2005	Lapse of Appropriations
<u>Economic Development</u>				
<u>Administrative - 0547</u>				
Office of Administration	1,000.00	324.90	---	675.10
Economic Development	6,209,529.00	1,693,694.41	---	4,515,834.59
<u>Professional Registration</u>				
<u>Fees - 0689</u>				
Office of Administration	1,000.00	327.81	---	672.19
Economic Development	6,213,562.00	3,952,343.01	576,862.77	1,684,356.22
Subtotals	206,818,239.00	142,981,999.49	16,208,817.62	47,627,421.89
Appropriated Transfers Out	23,530,893.00	18,680,725.27	169,676.00	4,680,491.73
Totals	\$ 230,349,132.00	\$ 161,662,724.76	\$ 16,378,493.62	\$ 52,307,913.62

**STATE OF MISSOURI
SUMMARY OF APPROPRIATIONS BY FUND AND DEPARTMENT
AGENCY AND TRUST FUNDS
FOR THE APPROPRIATION YEAR 2004**

	Appropriations	Expenditures and Appropriated Transfers Out	Biennial Rollovers to 2005	Lapse of Appropriations
<u>AGENCY</u>				
<u>State Retirement</u>				
<u>Contributions - 0701</u>				
Office of Administration	\$ 185,870,771.00	\$ 170,788,821.18	\$ ---	\$ 15,081,949.82
<u>Social Security Contributions -</u>				
<u>(O.A.S.D.I./Medicare) - 0702</u>				
Office of Administration	146,094,946.00	136,740,076.52	---	9,354,869.48
<u>Missouri State Employees' Deferred</u>				
<u>Compensation Incentive Plan</u>				
<u>Administration - 0706</u>				
Office of Administration	12,367,442.00	11,151,969.26	---	1,215,472.74
<u>Proceeds of Surplus Property</u>				
<u>Sales - 0710</u>				
Office of Administration	1,220,000.00	1,215,885.49	---	4,114.51
<u>Debt Offset Escrow - 0753</u>				
Judiciary	1,500,000.00	1,104,135.48	---	395,864.52
Higher Education	2,374,000.00	1,189,389.72	---	1,184,610.28
Health and Senior Services	50,000.00	12,316.30	---	37,683.70
Labor and Industrial Relations	2,700,000.00	2,589,730.07	---	110,269.93
Mental Health	100,000.00	98,584.14	---	1,415.86
Revenue	305,000.00	287,686.11	---	17,313.89
Social Services	9,000,000.00	5,994,040.25	---	3,005,959.75
<u>Agriculture Bond Trustee - 0756</u>				
Agriculture	135,000.00	---	---	135,000.00
<u>Proprietary School Bond - 0760</u>				
Higher Education	100,000.00	---	---	100,000.00
<u>Missouri Consolidated Health</u>				
<u>Care Plan Benefit - 0765</u>				
Office of Administration	280,339,970.00	280,339,022.54	---	947.46
<u>Missouri State Employees' Voluntary</u>				
<u>Life Insurance - 0910</u>				
Office of Administration	862,000.00	661,476.96	---	200,523.04
Subtotals	643,019,129.00	612,173,134.02	---	30,845,994.98

**STATE OF MISSOURI
SUMMARY OF APPROPRIATIONS BY FUND AND DEPARTMENT
AGENCY AND TRUST FUNDS
FOR THE APPROPRIATION YEAR 2004**

	Appropriations	Expenditures and Appropriated Transfers Out	Biennial Rollovers to 2005	Lapse of Appropriations
<u>PRIVATE PURPOSE TRUST</u>				
<u>Abandoned Fund Account - 0863</u>				
Executive	21,119,000.00	19,849,505.78	---	1,269,494.22
<u>State Seminary - 0872</u>				
Higher Education	1,500,000.00	1,500,000.00	---	---
<u>Alternative Care Trust - 0905</u>				
Social Services	12,167,000.00	10,614,307.82	---	1,552,692.18
Subtotals	34,786,000.00	31,963,813.60	---	2,822,186.40
Appropriated Transfers Out	54,748,566.00	54,587,022.62	---	161,543.38
Totals	\$ 732,553,695.00	\$ 698,723,970.24	---	\$ 33,829,724.76

**STATE OF MISSOURI
SUMMARY OF APPROPRIATION ACTIVITY
GENERAL FUND - GENERAL REVENUE FUNDS
FOR THE APPROPRIATION YEAR 2004**

	H.B. No.	Appr. No.	Appropriations	Expenditures and Transfers Out	Biennial Rollovers to 2005	Lapse of Appropriations
<u>LEGISLATURE</u>						
<u>Senate</u>						
SENATORS' SALARIES	12.500	0003	\$ 1,071,448.00	\$ 1,057,907.55	\$ ---	\$ 13,540.45
SENATORS' MILEAGE	12.500	0004	56,435.00	54,828.52	---	1,606.48
SENATORS' PER DIEM	12.500	0005	226,100.00	200,289.60	---	25,810.40
JOINT CONTINGENT EXP E&E	12.500	1052	100,000.00	48,210.37	---	51,789.63
JOINT COMM ON ADMIN RULE	12.500	4189	119,707.00	87,325.95	---	32,381.05
JOINT COMM RETIREMENT SYS	12.500	4190	155,000.00	142,099.80	---	12,900.20
JOINT COMM CI	12.500	4191	118,964.00	110,173.22	---	8,790.78
JOINT COMM ON TRANSPORT	14.245	6975	27,775.00	11,135.45	---	16,639.55
SENATE CONTINGENT EXP	12.500	9801	8,669,120.00	8,517,647.55	---	151,472.45
<u>House of Representatives</u>						
REPS EXP VOUCHERS	12.505	1532	1,564,800.00	1,295,496.83	---	269,303.17
REPRESENTATIVES SALARIES	12.505	4257	5,117,283.00	5,084,754.46	---	32,528.54
REPRESENTATIVES MILEAGE	12.505	4258	342,660.00	282,968.73	---	59,691.27
REPRESENTATIVES PER DIEM	12.505	4259	1,083,950.00	916,636.00	---	167,314.00
HOUSE CONTINGENT EXPENSES	12.505	6725	10,541,907.00	9,794,151.00	---	747,756.00
<u>Missouri Commission on Interstate Cooperation</u>						
INTERSTATE ORG DUES	12.510	0012	80,000.00	80,000.00	---	---
<u>Committee on Legislative Research</u>						
COMM ON LEG RESEARCH	12.515	0013	1,141,381.00	996,777.17	---	144,603.83
LEG RES PUBLISH STATUTES	12.520	0014	162,264.00	144,731.11	---	17,532.89
<u>Legislative Research - Oversight Division</u>						
LEG RESEARCH OVERSIGHT	12.525	3084	699,200.00	614,370.39	---	84,829.61
<u>Interim Committees</u>						
JOINT COMM CORRECTIONS	12.530	2805	5,000.00	3,192.68	---	1,807.32
<u>JUDICIARY</u>						
JUDICIARY LEASING	13.130	6083	1,424,634.00	701,659.80	722,974.20	---
JUDICIARY LEASING	13.135	6086	1,118,515.00	---	1,118,515.00	---

Judicial Proceedings and Review

JUD PROCEED & REVIEW PS	12.300	0030	2,407,135.00	2,389,459.94	---	17,675.06
JUD PROCEED & REVIEW E&E	12.300	0033	835,946.00	835,936.71	---	9.29
	& 14.233					
SUP COURT JUDGES SALARIES	12.300	0907	863,500.00	863,499.62	---	0.38
NATL CENTER STATE COURTS	12.305	8011	136,137.00	80,000.00	---	56,137.00

Office of State Court Administrator

STATE COURTS ADMIN E&E	12.310	0039	616,013.00	584,816.47	---	31,196.53
STATE COURTS ADMIN PS	12.310	0524	3,066,830.00	3,062,273.21	---	4,556.79
COURT AUTOMATION PS	12.320	0526	2,731,808.00	2,727,966.59	---	3,841.41
COURT AUTOMATION E&E	12.320	4185	4,348,499.00	4,337,832.49	---	10,666.51

Court of Appeals

APPEALS WEST DIST PS	12.340	0041	1,652,057.00	1,652,053.26	---	3.74
APPEALS WEST DIST E&E	12.340	0044	454,776.00	454,767.66	---	8.34
APPEALS EAST DIST PS	12.345	0046	2,258,677.00	2,246,845.23	---	11,831.77
APPEALS EAST DIST E&E	12.345	0050	495,728.00	495,703.07	---	24.93
APPEALS SOUTH DIST PS	12.350	0052	972,578.00	958,900.95	---	13,677.05
APPEALS-SOUTH DIST E&E	12.350	0054	519,398.00	518,215.42	---	1,182.58
JUDGES SALARIES WEST DIST	12.340	0847	1,265,000.00	1,264,998.24	---	1.76
JUDGES SALARIES EAST DIST	12.345	0848	1,610,000.00	1,588,171.75	---	21,828.25
JUDGES SALARIES SOUTH PS	12.350	0849	777,860.00	777,847.27	---	12.73

Circuit Courts

JUDGES SALARIES CIRCUIT	12.355	0853	14,912,000.00	14,811,908.04	---	100,091.96
ASSOC JUDGES SALARIES	12.355	0856	20,736,000.00	20,717,739.00	---	18,261.00
CIRCUIT PERSONNEL PS	12.355	3354	69,910,964.00	69,855,989.52	---	54,974.48
CIRCUIT PERSONNEL E&E	12.355	5274	3,174,000.00	2,899,646.78	---	274,353.22

Other Programs

RETIR DISCIPL & REMOVE PS	12.385	2204	148,194.00	147,346.78	---	847.22
RETIR DISCIPL & REMOV E&E	12.385	2205	41,667.00	33,043.07	---	8,623.93
APPELLATE JUDICIAL COMM	12.390	4211	15,993.00	15,993.00	---	---

Public Defender System

PUBLIC DEFENDER SVS PS	12.400	0911	21,395,983.00	21,395,982.15	---	0.85
PUBLIC DEFENDER SVS E&E	12.400	0912	4,156,041.00	4,155,953.86	---	87.14

Extraordinary

EXTRAORDINARY EXP/CONFLICT	12.400	8727	2,559,850.00	2,266,932.22	---	292,917.78
----------------------------	--------	------	--------------	--------------	-----	------------

**STATE OF MISSOURI
SUMMARY OF APPROPRIATION ACTIVITY
GENERAL FUND - GENERAL REVENUE FUNDS
FOR THE APPROPRIATION YEAR 2004**

	H.B. No.	Appr. No.	Appropriations	Expenditures and Transfers Out	Biennial Rollovers to 2005	Lapse of Appropriations
<u>EXECUTIVE</u>						
<u>Governor's Office - Administration</u>						
SPECIAL AUDITS	14.220	2749	50,000.00	41,968.86	---	8,031.14
GOVERNOR'S OFFICE	12.005	5600	1,824,818.00	1,698,424.14	---	126,393.86
ASSOCIATION DUES	12.020	6262	150,150.00	150,050.00	---	100.00
<u>Mansion Operating</u>						
MANSION OPERATING EXP	12.005	5599	169,070.00	147,572.77	---	21,497.23
<u>National Guard Emergency Duty</u>						
NATIONAL GUARD EMERGENCY	12.010	0064	4,806.00	4,804.51	---	1.49
<u>Mansion Preservation Commission</u>						
MANSION PRESERV ADV COMN	12.030	0068	3,000.00	---	---	3,000.00
<u>Government Emergency Fund Committee</u>						
GOVT EMERGENCY FUND COMM	12.035	0069	1.00	---	---	1.00
<u>Lieutenant Governor</u>						
LIEUTENANT GOVERNOR PS	12.040	0072	334,982.00	316,404.15	---	18,577.85
LIEUTENANT GOVERNOR E&E	12.040	5914	69,811.00	60,392.19	---	9,418.81
<u>Secretary of State</u>						
REFUNDS	12.050	0080	254,000.00	110,417.17	---	143,582.83
SEC OF STATE LEASING	13.110	6080	428,740.00	199,814.56	228,925.44	---
OFFICIAL MANUAL	12.047	6746	600,000.00	450,800.08	---	149,199.92
<u>Elections</u>						
ELECTIONS PUBLIC NOTICE	12.060	0079	100,000.00	---	---	100,000.00
ABSENTEE BALLOTS	12.065	2041	50,000.00	26,560.68	---	23,439.32
FED ELECTION REFORM	12.075	5915	40,000.00	---	---	40,000.00
ELECTION PRINTING	12.070	6195	21,395.00	17,378.40	---	4,016.60
<u>Record Services</u>						
GRANT MATCH E&E	17.410	6203	58,479.00	50,343.42	8,135.58	---

Library Services

SEC OF STATE PS	12.045	0073	6,682,748.00	6,598,573.51	---	84,174.49
SEC OF STATE E&E	12.045	0077	2,395,934.00	2,327,138.07	---	68,795.93
REAL	12.105	1048	2,959,250.00	2,959,250.00	---	---
MO ST LIB AUTOMATN COSTS	17.400	3319	185,000.00	185,000.00	---	---
STATE AID PUBLIC LIBRARY	12.100	4196	4,001,744.00	4,001,744.00	---	---
LIFT LITERACY PROGRAM	12.110	4198	69,450.00	69,450.00	---	---
STWIDE LIBRARY AUTOMATION	14.225	6898	103,204.00	103,204.00	---	---

State Auditor

STATE AUDITOR PS	12.150	0084	5,538,153.00	5,510,617.59	---	27,535.41
STATE AUDITOR E&E	12.150	0087	895,575.00	712,330.13	---	183,244.87
AUDITOR	13.115	3192	126,054.00	59,910.00	66,144.00	---

State Treasurer

DUPLICATE/OUTLAWED CHECKS	12.160	0093	3,225,000.00	1,124,491.97	---	2,100,508.03
MONITORING N. IRELAND	12.155	0746	4,500.00	---	---	4,500.00
TREASURER	13.120	3193	4,388.00	1,521.00	2,867.00	---
STATE TREASURER PS	12.155	4007	1,378,412.00	1,321,100.96	---	57,311.04
STATE TREASURER E&E	12.155	4331	380,383.00	354,576.43	---	25,806.57
LINKED DEPOSIT REFUNDS	12.190	8364	3,000.00	2,333.49	---	666.51

Attorney General

ATTORNEY GENERAL PS	12.210	0095	9,808,315.00	9,798,828.61	---	9,486.39
MEDICAID FRAUD UNIT E&E	12.225	1678	150,164.00	82,942.08	---	67,221.92
ATTORNEY GENERAL	13.125	3184	514,864.00	257,432.00	257,432.00	---
MEDICAID FRAUD UNIT PS	12.225	3336	144,852.00	97,349.95	---	47,502.05
ATTORNEY GENERAL E&E	12.210	7586	2,316,836.00	2,311,535.40	---	5,300.60
ATTORNEY GENERAL E&E (Fund 0603)	12.210	2218	187,000.00	185,800.01	---	1,199.99
ATTORNEY GENERAL PS (Fund 0666)	12.210	2215	347,744.00	347,617.47	---	126.53
ATTORNEY GENERAL (Fund 0666)	13.125	2825	19,568.00	9,498.96	10,069.04	---
ATTORNEY GENERAL E&E (Fund 0666)	12.210	3003	233,400.00	15,142.80	---	218,257.20

OFFICE OF ADMINISTRATION

DSS OMBUDSMAN PS	05.535	6321	127,643.00	63,992.07	---	63,650.93
DSS OMBUDSMAN E&E	05.535	6322	144,691.00	23,140.64	---	121,550.36
STATE PROP PRESERVE PMTS (Fund 0128)	05.513	6747	1.00	---	---	1.00

Commissioner's Office

COMMISSIONER'S OFFICE PS	05.005	0123	2,120,344.00	1,937,412.54	---	182,931.46
COMMISSIONER'S OFFICE E&E	05.005	2139	448,776.00	435,940.20	---	12,835.80
COSTS IN CRIMINAL CASES	05.070	3444	36,623,000.00	36,622,999.96	---	0.04

& 14.050

**STATE OF MISSOURI
SUMMARY OF APPROPRIATION ACTIVITY
GENERAL FUND - GENERAL REVENUE FUNDS
FOR THE APPROPRIATION YEAR 2004**

	H.B. No.	Appr. No.	Appropriations	Expenditures and Transfers Out	Biennial Rollovers to 2005	Lapse of Appropriations
PUBLIC TELEVISION GRANTS	05.077	4173	95,000.00	92,150.00	---	2,850.00
JUVENILE PERSONNEL	05.060	9182	7,571,900.00	7,571,791.66	---	108.34
PROSECUTIONS/CAP CASE	05.065	9183	20,000.00	13,475.00	---	6,525.00
REGIONAL PLANNING COMM	05.072	9184	200,000.00	194,000.00	---	6,000.00
CLARENCE CANNON PAYMENT (Fund 0174)	05.055	3153	550,000.00	550,000.00	---	---
SPECIAL ELECTION COSTS (Fund 0686)	05.085	5610	4,296,000.00	4,167,962.35	---	128,037.65
<u>Division of Accounting</u>						
REFUND TAXES W/H IN ERROR	05.185	0037	36,000.00	2,027.74	---	33,972.26
ACCOUNTING PS	05.090	0154	1,817,196.00	1,698,176.17	---	119,019.83
ACCOUNTING E&E	05.090	0157	290,106.00	262,019.31	---	28,086.69
BPB ARBITRAGE REBATE/EXP	05.220	1328	1.00	---	---	1.00
MOHEFA COLL SAVINGS BOND	05.250	1336	10,000.00	8,014.00	---	1,986.00
AUDIT RECOVERY DISTRIBUTN	05.325	2007	450,000.00	308,107.26	---	141,892.74
UNEMPLOYMENT BENEFITS	05.160	2238	3,813,000.00	3,613,265.41	---	199,734.59
MAXIMIZE REVENUES	05.320	2615	12,431.00	12,429.44	---	1.56
NEW JOBS TRAINING CERTIF	05.255	2832	1.00	---	---	1.00
CASH MGMT IMPROVEMENT ACT	05.315	2833	881,304.00	681,725.00	---	199,579.00
HR CONTINGENCY	05.200	3062	40,001.00	---	---	40,001.00
DEFERRED COMP ADMIN	05.135	3175	2,872.00	575.60	---	2,296.40
BPB ANNUAL FEES/EXPENSES	05.210	5275	1,350.00	1,335.00	---	15.00
L/P DEBT PAYMENTS	05.225	5281	13,112,509.00	13,099,590.87	---	12,918.13
L/P ANNUAL FEES/EXPENSES	05.230	5282	20,493.00	14,780.50	---	5,712.50
L/P REFUNDING/EXPENSES	05.235	5291	1.00	---	---	1.00
L/P ARBITRAGE REBATE/EXP	05.240	5292	1.00	---	---	1.00
MU BASKETBALL ARENA	05.245	5732	1.00	---	---	1.00
BPB PROCEEDS BOND DEBT	05.207	6654	1.00	---	---	1.00
MOHEFA/SMS AG BLDG	05.246	6682	1.00	---	---	1.00
BPB DEBT SERVICE	05.205	8002	24,771,257.00	24,771,256.26	---	0.74
CAFETERIA PLAN	05.195	9301	1.00	---	---	1.00
BARTLE HALL	05.300	9352	2,000,000.00	2,000,000.00	---	---
EDWARD JONES	05.310	9353	12,000,000.00	12,000,000.00	---	---
JACKSON CO	05.305	9382	3,000,000.00	3,000,000.00	---	---
BPB REFUNDING/EXPENSES	05.215	9844	1.00	---	---	1.00
TEACHER RETIREMENT CONTR	05.130	9851	2,400,000.00	2,141,608.68	---	258,391.32

Division of Budget and Planning

BUDGET & PLANNING E&E	05.365	2140	116,196.00	94,519.09	---	21,676.91
TAX EXPENDITURE BUDGET	05.370	2815	15,495.00	15,000.00	---	495.00
BUDGET & PLANNING PS	05.365	3434	1,412,578.00	1,327,520.22	---	85,057.78

Division of Information Services

INFORMATION SERVICES PS	05.375	0164	2,207,449.00	2,131,618.45	---	75,830.55
INFORMATION SERVICES E&E	05.375	0168	4,511,056.00	4,384,224.00	---	126,832.00

Division of Design and Construction

DESIGN & CONSTRUCTION PS	05.390	0171	1,415,919.00	1,414,374.01	---	1,544.99
DESIGN & CONSTRUCTION E&E	05.390	0174	259,426.00	250,466.14	---	8,959.86
TRUMAN COURT HOUSE	20.280	2838	293,513.00	293,148.16	364.84	---
STATEWIDE MTN REPAIR (Fund 0124)	20.100	0288	32,636.00	6,357.56	26,278.44	---
DC STATEWIDE EMERGENCY (Fund 0124)	16.020	4677	490,944.00	10,638.00	480,306.00	---
DC STATEWIDE HAZ MATERIAL (Fund 0124)	16.025	4679	204,284.00	5,707.22	198,576.78	---
DC STATEWIDE UNPROGRAMMED (Fund 0124)	20.130	4680	286,088.00	65,628.69	220,459.31	---
DC STATEWIDE ROOF (Fund 0124)	20.135	4684	324,520.00	27,386.26	297,133.74	---
DC STATEWIDE ASSESSMENT (Fund 0124)	20.140	4686	526,368.00	49,994.21	476,373.79	---
DC STATEWIDE M&R (Fund 0124)	20.140	4687	734,327.00	293,072.66	441,254.34	---
CAPITOL RESTORATION (Fund 0124)	20.120	4693	367,168.00	294,137.88	73,030.12	---
GOV MANSION ANNUAL M&R (Fund 0124)	20.120	4694	36,310.00	16,873.13	19,436.87	---
GOV MANSION RENOVATION (Fund 0124)	20.120	4695	8,139.00	---	8,139.00	---
DC CATASTROPHIC (Fund 0124)	18.045	6482	1.00	---	1.00	---
STATEWIDE M&R YR1 (Fund 0124)	18.027	6759	3,167,921.00	---	3,167,921.00	---
STATEWIDE M&R YR2 (Fund 0124)	18.027	6760	7,829,820.00	---	7,829,820.00	---

Division of Facilities Management

DES RENO CAP STDY LEG OFC	20.115	0983	724,181.00	688,227.87	35,953.13	---
DES LAND ACQ OF BLD COLE	20.125	0984	451,303.00	234,963.48	216,339.52	---
OFFICE OF ADMINISTRATION	13.030	1059	417,834.00	193,992.21	223,841.79	---
RENOV REPLACMTS CAP BLDG	20.110	1206	400,596.00	3,980.76	396,615.24	---
CONTINGENCY SHORTFALLS	13.145	3136	113,275.00	---	113,275.00	---
OPERATIONAL M&R (Fund 0124)	05.460	3387	246,672.00	174,396.71	---	72,275.29

Division of General Services

WORKERS' COMP & SIF TAX	05.500	3437	3,379,205.00	3,343,620.01	---	35,584.99
DIV OF GENERAL SERVS PS	05.485	4537	1,051,219.00	1,006,691.40	---	44,527.60
DIV OF GENERAL SERVS E&E	05.485	4539	145,563.00	143,036.27	---	2,526.73
WORKERS' COMPENSATION	05.490	4541	21,050,000.00	20,976,601.38	---	73,398.62
LEGAL EXPENSE FUND (Fund 0692)	05.510	5605	4,772,485.00	4,772,338.39	---	146.61

Division of Personnel

DIV PERSONNEL PS	05.400	0187	2,510,629.00	2,405,975.45	---	104,653.55
DIV PERSONNEL E&E	05.400	0189	375,232.00	363,083.28	---	12,148.72

**STATE OF MISSOURI
SUMMARY OF APPROPRIATION ACTIVITY
GENERAL FUND - GENERAL REVENUE FUNDS
FOR THE APPROPRIATION YEAR 2004**

	H.B. No.	Appr. No.	Appropriations	Expenditures and Transfers Out	Biennial Rollovers to 2005	Lapse of Appropriations
<u>Division of Purchasing and Materials</u>						
<u>Management</u>						
PURCHASING/MATRL MGMT PS	05.410	0190	1,443,221.00	1,411,760.72	---	31,460.28
PURCHASING/MATRL MGMT E&E	05.410	0193	188,503.00	134,411.34	---	54,091.66
<u>Administrative Hearing Commission</u>						
ADMIN HEARING COMM PS	05.530	7635	721,406.00	681,180.81	---	40,225.19
ADMIN HEARING COMM E&E	05.530	7636	113,806.00	98,735.93	---	15,070.07
<u>Missouri Ethics Commission</u>						
MO ETHICS COMM E&E	05.555	0127	376,932.00	344,371.49	---	32,560.51
MO ETHICS COMM PS	05.555	0827	829,762.00	777,698.25	---	52,063.75
ETHICS COMMISSION	13.040	3271	123,690.00	59,787.00	63,903.00	---
<u>Board of Fund Commissioners</u>						
ARBITRAGE REBATE	01.015	0835	500,001.00	495,530.39	---	4,470.61
ESCROW & RELATED EXPENSES	01.010	1323	20,000.00	5,289.28	---	14,710.72
REFUND OF BONDS	01.020	9858	98,101.00	93,515.69	---	4,585.31
<u>DEPARTMENT OF AGRICULTURE</u>						
DC STATEWIDE UNPROGRAMMED (Fund 0124)	20.130	4680	6.00	---	6.00	---
DC STATEWIDE ROOF (Fund 0124)	20.135	4684	27,162.00	23,832.74	3,329.26	---
STATEWIDE M&R YR1 (Fund 0124)	18.027	6759	126,578.00	103,224.80	23,353.20	---
STATEWIDE M&R YR2 (Fund 0124)	18.027	6760	1,100,000.00	---	1,100,000.00	---
<u>Office of Director</u>						
DIRECTOR'S OFFICE PS	06.005	0233	997,402.00	962,436.84	---	34,965.16
DIRECTOR'S OFFICE E&E	06.005	0235	426,842.00	414,962.00	---	11,880.00
AGRICULTURE LEASING	13.045	1473	650,218.00	279,581.46	370,636.54	---
REFUND ACCOUNT	06.005	1887	4,340.00	4,016.94	---	323.06
OPERATIONAL M&R (Fund 0124)	06.020	3393	94,689.00	94,689.00	---	---

Division of Animal Health

ANIMAL HEALTH ADMIN PS	06.060	0244	1,799,178.00	1,744,180.34	---	54,997.66
	& 14.077					
ANIMAL HEALTH ADMIN E&E	06.060	0247	521,151.00	508,216.00	---	12,935.00
	& 14.077					
INDEMNITIES	06.070	4388	24,925.00	24,923.50	---	1.50
EARTAGS	06.065	6480	1,000.00	---	---	1,000.00

Division of Grain Inspection and Warehousing

GRAIN REGULATORY SVS PS	06.075	0251	647,525.00	627,100.73	---	20,424.27
GRAIN REGULATORY SVS E&E	06.075	0253	121,882.00	119,219.00	---	2,663.00

Division of Plant Industries

PLANT INDUSTRIES PRGM PS	06.085	0254	1,515,441.00	1,469,015.83	---	46,425.17
GYPSY MOTH CNTRL PRGM PS	06.090	1823	36,484.00	35,243.08	---	1,240.92
GYPSY MOTH CNTRL PRGM E&E	06.090	1824	6,992.00	6,923.00	---	69.00
PLANT INDUSTRIES PRGM E&E	06.085	7360	221,415.00	221,415.00	---	---

Division of Weights and Measures

WEIGHTS & MEASURES PS	06.100	0260	1,051,059.00	1,018,797.77	---	32,261.23
WEIGHTS & MEASURES E&E	06.100	7361	209,545.00	204,234.00	---	5,311.00

State Milk Board

MILK BOARD LOCAL HLTH	06.120	1826	459.00	---	---	459.00
STATE MILK BOARD PS	06.120	5289	130,130.00	124,538.00	---	5,592.00
STATE MILK BOARD E&E	06.120	5290	23,441.00	22,795.62	---	645.38

Division of Market Development

AGRI MISSOURI PROGRAM PS	06.045	2826	32,964.00	31,943.76	---	1,020.24
AGRI BUSINESS DEV PS	06.030	5277	653,951.00	629,803.11	---	24,147.89
AGRI BUSINESS DEV E&E	06.030	5278	344,043.00	334,326.00	---	9,717.00
DEMONSTRATION PROJECTS	06.030	6727	46,072.00	44,690.00	---	1,382.00
AGRI MISSOURI PROGRAM E&E	06.045	8828	204,763.00	198,650.99	---	6,112.01

Missouri State Fair

STATE FAIR ADMIN PS	06.105	0269	597,762.00	579,714.80	---	18,047.20
FAIR AG BLDG HVAC (Fund 0124)	20.145	4703	39,316.00	22,172.20	17,143.80	---
FAIR COMM BLDG BRICK (Fund 0124)	20.145	4704	606,515.00	606,515.00	---	---
FAIR VAR INDUSTRIES BRICK (Fund 0124)	20.145	4705	804,625.00	541,577.02	263,047.98	---

Market Information and Outreach Division

MARKET INFO/OUTREACH PS	06.055	6051	433,543.00	428,160.91	---	5,382.09
MARKET INFO/OUTREACH E&E	06.055	6052	101,096.00	98,463.00	---	2,633.00

**STATE OF MISSOURI
SUMMARY OF APPROPRIATION ACTIVITY
GENERAL FUND - GENERAL REVENUE FUNDS
FOR THE APPROPRIATION YEAR 2004**

	H.B. No.	Appr. No.	Appropriations	Expenditures and Transfers Out	Biennial Rollovers to 2005	Lapse of Appropriations
<u>DEPARTMENT OF ECONOMIC DEVELOPMENT</u>						
DED LEASING	13.055	1978	200,376.00	84,636.24	115,739.76	---
DC STATEWIDE UNPROGRAMMED (Fund 0124)	20.130	4680	33.00	27.50	5.50	---
DC STATEWIDE ROOF (Fund 0124)	20.135	4684	24,200.00	23,488.00	712.00	---
STATEWIDE M&R YR1 (Fund 0124)	18.027	6759	32,946.00	14,119.50	18,826.50	---
STATEWIDE M&R YR2 (Fund 0124)	18.027	6760	254,238.00	---	254,238.00	---
<u>Administrative Services</u>						
MISSOURI WORKS PS	07.010	0580	411,085.00	333,176.94	---	77,908.06
ADMINISTRATIVE SVS E&E	07.005	2173	321,853.00	295,847.21	---	26,005.79
MISSOURI WORKS E&E	07.010	2175	61,751.00	8,670.66	---	53,080.34
ADMINISTRATIVE SVS PS	07.005	3612	1,020,463.00	951,084.56	---	69,378.44
ADMIN MODESA/MORESA EE	14.080	6857	33,333.00	33,333.00	---	---
<u>Economic Development Agencies</u>						
WOMEN'S COUNCIL ADMIN PS	07.110	0837	39,628.00	37,416.82	---	2,211.18
COMM DEV CORPS PRGM PS	07.045	1026	39,703.00	33,106.50	---	6,596.50
COMM DEV CORPS PROGRAM	07.045	2180	753,024.00	662,199.04	---	90,824.96
COMMUNITY DEV PRGM E&E	07.045	2181	190,366.00	184,095.83	---	6,270.17
WOMEN'S COUNCIL ADMIN E&E	07.110	2191	19,585.00	18,194.82	---	1,390.18
LEWIS & CLARK COMM E&E	17.325	3240	5,000.00	---	5,000.00	---
COMMUNITY DEV PRGM PS	07.045	3638	787,929.00	556,831.17	---	231,097.83
MO COMMUNITY SVS COMM PS	07.045	3641	35,979.00	32,564.88	---	3,414.12
DELTA REGIONAL AUTHORITY	14.105	5933	80,000.00	63,296.00	---	16,704.00
COMM DEV CORPS PRGM E&E	07.045	5963	10,786.00	1,936.45	---	8,849.55
BUSINESS PS	07.020	6247	1,467,424.00	1,232,894.77	---	234,529.23
BUSINESS E&E	07.020	6248	2,107,033.00	1,895,254.51	---	211,778.49
JOB TRAINING	07.105	6325	2,000,000.00	1,369,683.74	---	630,316.26
BS MODESA/MORESA PS	14.085	6853	8,796.00	---	---	8,796.00
BS MODESA/MORESA EE	14.085	6854	5,815.00	---	---	5,815.00
CD MODESA/MORESA PS	14.090	6855	8,796.00	---	---	8,796.00
CD MODESA/MORESA EE	14.090	6856	5,815.00	---	---	5,815.00
JOB TRAINING (Fund 0169)	07.105	6234	370,183.00	353,380.63	---	16,802.37
WORKFORCE DEVELOPMENT PS (Fund 0169)	07.100	6235	178,812.00	141,792.20	---	37,019.80
WORKFORCE DEVELOPMENT E&E (Fund 0169)	07.100	6236	18,955.00	18,955.00	---	---

INNOVATION CENTERS (Fund 0172)	07.020	3617	864,118.00	838,194.46	---	25,923.54
MO MANF EXT PARTNERSHIP (Fund 0172)	07.020	3626	1,791,358.00	1,634,769.00	---	156,589.00
TECHNOLOGY-BASED INVEST (Fund 0172)	07.020	5253	700,000.00	679,122.02	---	20,877.98
BUSINESS PS (Fund 0172)	07.020	6254	50,678.00	27,298.34	---	23,379.66

Regulatory Agencies

OFC OF PUBLIC COUNSEL PS	07.170	1031	623,615.00	613,483.76	---	10,131.24
OFC OF PUBLIC COUNSEL E&E	07.170	2202	184,852.00	184,845.84	---	6.16
&	14.110					

DEPARTMENT OF ELEMENTARY AND SECONDARY EDUCATION

COUNTY FOREIGN INSUR TAX	02.045	0106	89,650,000.00	66,481,558.63	---	23,168,441.37
DESE LEASING	13.005	1033	678,620.00	320,602.56	358,017.44	---
DC STATEWIDE EMERGENCY (Fund 0124)	16.020	4677	121,497.00	---	121,497.00	---
DC STATEWIDE HAZ MATERIAL (Fund 0124)	16.025	4679	5,024.00	5,023.66	0.34	---
DC STATEWIDE UNPROGRAMMED (Fund 0124)	20.130	4680	41.00	27.50	13.50	---
DC STATEWIDE ROOF (Fund 0124)	20.135	4684	118,102.00	40,090.80	78,011.20	---
DC STATEWIDE M&R (Fund 0124)	20.140	4687	275,000.00	---	275,000.00	---
STATEWIDE M&R YR1 (Fund 0124)	18.027	6759	492,931.00	77,887.03	415,043.97	---
STATEWIDE M&R YR2 (Fund 0124)	18.027	6760	989,297.00	---	989,297.00	---

Administration

SCHOOL FOOD SERVICES	02.025	0495	3,460,219.00	3,460,218.76	---	0.24
DIV OF GENERAL ADMIN PS	02.005	0537	2,556,486.00	2,479,202.00	---	77,284.00
DIV OF GENERAL ADMIN E&E	02.005	2294	90,551.00	88,424.00	---	2,127.00
BOARD OPERATED E&E	02.015	2298	15,961,819.00	15,961,819.00	---	---
&	14.010					

Division of School Improvement

A+ SCHOOLS PROGRAM	02.100	0108	46,860.00	45,452.87	---	1,407.13
PERFORM BASED ASSESSMENT	02.105	2536	378,355.00	366,267.93	---	12,087.07
SAFE SCHOOLS PROGRAM	02.130	2538	200,000.00	52,932.09	---	147,067.91
SCHOOL IMPROVEMENT PS	02.060	4955	1,212,735.00	1,172,754.00	---	39,981.00
SCHOOL IMPROVEMENT E&E	02.060	4956	244,516.00	240,780.00	---	3,736.00
SCHOLARS ACADEMY	02.090	7646	511,568.00	496,220.59	---	15,347.41
EARLY CHILDHOOD PROGRAM	02.095	8339	73,200.00	71,004.00	---	2,196.00

Division of Vocational and Adult Ed

SPECIAL LITERACY GRANT	02.230	3865	1,184,991.00	1,149,441.00	---	35,550.00
VOCATIONAL EDUCATION PS	02.060	4967	1,190,140.00	1,190,140.00	---	---
VOCATIONAL EDUCATION E&E	02.060	4968	231,396.00	231,396.00	---	---
ADULT ED & LITERACY	02.225	9427	4,279,293.00	4,150,914.00	---	128,379.00

**STATE OF MISSOURI
SUMMARY OF APPROPRIATION ACTIVITY
GENERAL FUND - GENERAL REVENUE FUNDS
FOR THE APPROPRIATION YEAR 2004**

	H.B. No.	Appr. No.	Appropriations	Expenditures and Transfers Out	Biennial Rollovers to 2005	Lapse of Appropriations
<u>Division of Special Education</u>						
BOARD OPERATED PS	02.015	0015	27,089,000.00	27,088,711.13	---	288.87
SHELTERED WORKSHOPS	02.270	0498	18,598,625.00	18,040,665.91	---	557,959.09
BLIND LITERACY TASK FORCE	02.280	1861	95,000.00	88,043.22	---	6,956.78
COMM FOR THE DEAF E&E	02.300	2322	51,902.00	44,031.33	---	7,870.67
DFS/DMH SCHOOL PLACEMENTS	02.260	2542	3,130,731.00	2,808,957.77	---	321,773.23
FIRST STEPS	02.255	4112	10,381,017.00	10,290,495.23	---	90,521.77
	&	14.025				
READERS FOR THE BLIND	02.275	4212	14,000.00	---	---	14,000.00
SPECIAL EDUCATION PS	02.060	4973	187,864.00	187,860.10	---	3.90
	&	14.015				
SPECIAL EDUCATION E&E	02.060	4974	46,117.00	29,266.00	---	16,851.00
COMM FOR THE DEAF PS	02.300	9919	202,389.00	202,388.68	---	0.32
STATE SCHOOLS OPMR (Fund 0124)	02.265	3384	57,950.00	53,378.59	---	4,571.41
MSB HVAC (Fund 0124)	20.005	4665	13,073.00	5,355.20	7,717.80	---
DALE M THOMPSON HVAC/FLR (Fund 0124)	20.015	4670	51,030.00	39,418.36	11,611.64	---
LAKEVIEW HVAC/FLOORING (Fund 0124)	20.015	4671	1,406,417.00	1,218,542.17	187,874.83	---
HELEN M DAVIS ROOFS (Fund 0124)	20.015	4675	11,819.00	875.25	10,943.75	---
<u>Division of Teacher Quality and Urban</u>						
EARLY GRADE LITERACY PRGM	02.020	2535	105,000.00	98,700.00	---	6,300.00
SCHOLARSHIPS	02.140	2537	249,000.00	223,000.00	---	26,000.00
TEACHER QUALITY/URBAN PS	02.060	4979	911,740.00	884,006.00	---	27,734.00
TEACHER QUALITY/URBAN E&E	02.060	4980	93,992.00	91,554.00	---	2,438.00
<u>Division of Vocational Rehabilitation</u>						
FIELD SUPPORT SVS PS	02.185	0051	308,538.00	299,282.00	---	9,256.00
VOCATIONAL REHAB GRANT	02.190	0506	10,571,518.00	10,571,518.00	---	---
FIELD SUPPORT SVS E&E	02.185	2313	6,695.00	6,494.00	---	201.00
ROLLA VOC TECH	16.010	2442	1,446,759.00	1,446,759.00	---	---
WEST PLAINS VOC TECH	16.010	2446	22,797.00	---	22,797.00	---
PERSONAL ASSISTANCE SVS	02.200	8343	28,170,927.00	28,170,927.00	---	---
INDEPENDENT LIVING CNTRS	02.205	8908	2,156,486.00	2,091,790.50	---	64,695.50

DEPARTMENT OF HIGHER EDUCATION

HIGHER EDUCATION LEASING	13.010	6087	174,180.00	62,077.44	112,102.56	---
<u>Higher Education Administration</u>						
COORDINATION ADMIN PS	03.005	0438	645,127.00	583,922.14	---	61,204.86
MIDWEST HIGHER ED. COMM	03.015	0459	82,500.00	82,500.00	---	---
STATE AID COMM COLLEGES	03.135	0591	85,580,377.00	83,012,963.00	---	2,567,414.00
OUT-OF-DISTRICT INSTRUCT	03.135	0802	1,148,458.00	1,114,004.00	---	34,454.00
COMM COLLEGE DEV CENTERS	03.135	0924	240,840.00	233,615.00	---	7,225.00
COORDINATION ADMIN E&E	03.005	2167	143,968.00	141,584.44	---	2,383.56
GRANT & SCHLSHP ADMIN E&E	03.005	2168	92,650.00	92,354.37	---	295.63
STATE ANATOMICAL BOARD	03.025	2288	3,069.00	2,814.72	---	254.28
REGIONAL TECH ED CENTERS	03.135	2678	19,969,650.00	19,370,560.00	---	599,090.00
GRANT & SCHLSHP ADMIN PS	03.005	3857	183,301.00	177,591.92	---	5,709.08
VIETNAM SURVIVOR SCHLSHIP	03.085	3860	10,200.00	10,200.00	---	---
WORKFORCE UNDEREMPLOYED	03.135	3862	1,605,600.00	1,557,432.00	---	48,168.00
WORKFORCE PREPARATION	03.135	4469	14,580,036.00	14,142,635.00	---	437,401.00
PROPRIETARY SCH ADMIN PS	03.005	6293	124,596.00	124,579.29	---	16.71
PROPRIETARY SCH ADMIN E&E	03.005	6294	31,026.00	30,090.37	---	935.63
PUBLIC SERVICE GRANT PRGM	03.080	8349	38,250.00	33,832.00	---	4,418.00
<u>State Colleges and Universities</u>						
ELLIS FISCHER HOSPITAL	03.215	0112	4,223,786.00	4,097,072.00	---	126,714.00
DES RENO CONST SCIENC	20.055	0364	8,706,485.00	6,363,865.72	2,342,619.28	---
MO KIDNEY PROGRAM	03.240	0632	4,016,774.00	3,896,271.00	---	120,503.00
STATE HISTORICAL SOCIETY	03.245	0643	922,601.00	894,923.00	---	27,678.00
INSTITUTE OF MENTAL HLTH	03.235	0644	2,299,850.00	2,230,854.00	---	68,996.00
SOUTHWEST MO STATE UNIV	03.160	0645	70,556,784.00	68,440,080.00	---	2,116,704.00
CENTRAL MO STATE UNIV	03.150	0649	47,581,763.00	46,154,310.00	---	1,427,453.00
SOUTHEAST MO STATE UNIV	03.155	0650	38,746,088.00	37,583,705.00	---	1,162,383.00
TRUMAN STATE UNIVERSITY	03.170	0652	36,037,739.00	34,956,607.00	---	1,081,132.00
NORTHWEST MO STATE UNIV	03.175	0656	26,567,514.00	25,770,489.00	---	797,025.00
MISSOURI SOUTHERN COLLEGE	03.180	0659	18,650,971.00	18,091,442.00	---	559,529.00
MISSOURI WESTERN COLLEGE	03.185	0660	18,316,664.00	17,767,164.00	---	549,500.00
LINCOLN UNIVERSITY	03.165	0661	14,809,240.00	14,364,963.00	---	444,277.00
CONST PE PERFMG ARTS BL	20.040	0943	83,061.00	83,061.00	---	---
PLAN DES OF REN FINE ARTS	20.060	0946	915,333.00	153,782.07	761,550.93	---
PLAN DES OF RENO JASON	20.045	0949	132,859.00	123,501.77	9,357.23	---
DES CONST VIS PERF ARTS	20.065	0952	1,698,533.00	768,137.67	930,395.33	---
COMMON LIBRARY PLATFORM	03.200	1037	649,539.00	630,053.00	---	19,486.00
UNIV OF MO MORENET	03.205	1038	15,004,401.00	14,554,269.00	---	450,132.00
ALZHEIMER'S RESEARCH	03.225	1039	227,375.00	220,554.00	---	6,821.00

**STATE OF MISSOURI
SUMMARY OF APPROPRIATION ACTIVITY
GENERAL FUND - GENERAL REVENUE FUNDS
FOR THE APPROPRIATION YEAR 2004**

	H.B. No.	Appr. No.	Appropriations	Expenditures and Transfers Out	Biennial Rollovers to 2005	Lapse of Appropriations
UNIV OF MISSOURI CAMPUSES	03.195	2304	351,869,336.00	341,313,256.00	---	10,556,080.00
HOSPITAL AND CLINICS	03.210	2305	8,911,671.00	8,644,321.00	---	267,350.00
UMC LIFE SCIENCES BLDG	20.095	2467	21,032,839.00	17,174,386.58	3,858,452.42	---
MO REHABILITATION CENTER	03.220	2691	10,116,691.00	9,813,190.00	---	303,501.00
LINN STATE TECH COLLEGE	03.145	2733	4,013,359.00	3,892,958.00	---	120,401.00
HARRIS STOWE STATE COLL	03.190	3426	8,672,328.00	8,412,158.00	---	260,170.00
CONST PE PERF ARTS BLDG	20.035	4528	2,646.00	2,646.00	---	---
IMPRV DENTAL SCH UMKC	20.080	4533	752,102.00	229,447.05	522,654.95	---
ALZHEIMER'S RESEARCH	17.015	6214	122,820.00	122,820.00	---	---
SEMO VISUAL & PAC	19.110	6754	1,000.00	---	1,000.00	---
<u>DEPARTMENT OF HEALTH AND SENIOR SERVICES</u>						
DOH LAB PLANNING	20.265	2487	1,250,036.00	1,075,301.47	174,734.53	---
HEALTH LEASING	13.100	4181	4,022,523.00	1,973,188.87	2,049,334.13	---
ADMIN SHARED EXPENSES E&E	10.610	6805	123,000.00	100,743.44	---	22,256.56
<u>Office of the Director</u>						
PUBLIC HEALTH LAB PS	10.605	0219	2,108,653.00	1,773,530.15	---	335,122.85
PUBLIC HEALTH LAB E&E	10.605	0220	1,475,504.00	1,475,504.00	---	---
DIRECTOR'S OFFICE E&E	10.600	3914	12,719.00	12,719.00	---	---
OFC OF MINORITY HLTH PS	10.600	4655	267,048.00	264,724.03	---	2,323.97
OFC OF MINORITY HLTH E&E	10.600	4656	272,582.00	272,376.25	---	205.75
MINORITY HLTH & AGING E&E	10.600	4658	165,707.00	165,707.00	---	---
EXECUTIVE STAFF PS	10.600	5209	296,769.00	295,701.55	---	1,067.45
EXECUTIVE STAFF E&E	10.600	5210	3,099.00	3,099.00	---	---
DIRECTOR'S OFFICE PS	10.600	8443	1,664,645.00	1,664,110.64	---	534.36
<u>Center for Health Information Management and Evaluation</u>						
CTR FOR HLT INFO & EVAL PS	10.635	3917	1,667,778.00	1,667,753.44	---	24.56
CTR FOR HLT INFO & EVAL E&E	10.635	3918	595,352.00	595,352.00	---	---
LOCAL REGISTRARS	10.640	3938	155,000.00	154,280.00	---	720.00

Center for Local Public Health Services

LOCAL PUBLIC HLT SVS PS	10.645	0142	355,407.00	344,675.86	---	10,731.14
LOCAL PUBLIC HLT SVS E&E	10.645	0161	34,046.00	33,985.75	---	60.25
CORE PUBLIC HLT FUNCTIONS	10.650	3944	9,027,772.00	8,749,040.34	---	278,731.66

Center for Health Improvement

CENTER HLTH IMPROV PS	10.660	1889	316,456.00	305,343.40	---	11,112.60
CENTER HLTH IMPROV E&E	10.660	1890	119,856.00	104,401.00	---	15,455.00

Administration

DIVISION OF ADMIN PS	10.610	7693	691,482.00	691,385.63	---	96.37
DIVISION OF ADMIN E&E	10.610	7694	289,137.00	289,137.00	---	---

Missouri Health Facilities Review

MHFRC PS	10.800	4176	166,328.00	146,138.64	---	20,189.36
MHFRC E&E	10.800	4177	26,600.00	23,816.00	---	2,784.00

**Environmental Health and Communicable
Disease Prevention**

MEDICATIONS	10.675	1492	2,120,896.00	2,120,896.00	---	---
ENVIRONMENTAL HLT SVC PS	10.675	7700	2,828,206.00	2,828,147.39	---	58.61
ENVIRONMENTAL HLT SVC E&E	10.675	7701	2,041,931.00	2,041,866.23	---	64.77

Maternal Child and Family Health

HEAD INJURY SERVICES	10.710	0262	1,448,498.00	1,448,497.89	---	0.11
MATERNAL & CHILD HLT SVS	10.690	3969	786,334.00	703,364.76	---	82,969.24
ALTERNATIVES TO ABORTION	10.730	4576	570,000.00	---	---	570,000.00
MATERNAL CHILD FAMILY PS	10.680	7716	1,802,787.00	1,802,778.60	---	8.40
MATERNAL CHILD FAMILY E&E	10.680	7717	161,116.00	155,625.68	---	5,490.32
GENETICS PROGRAM	10.715	7731	1,586,216.00	1,442,157.91	---	144,058.09
CHILD W/SPECIAL NEEDS	10.705	9419	1,051,772.00	1,016,401.64	---	35,370.36
CHILD W/SPECIAL NEEDS (Fund 0113)	10.705	4577	520,527.00	---	---	520,527.00

Nutritional Health and Services

WIC SUPP FOOD DISTRIBUT	10.740	0479	54,126.00	54,126.00	---	---
NUTRITION HLTH & SVS PS	10.735	1901	119,223.00	109,607.99	---	9,615.01
NUTRITION HLTH & SVS E&E	10.735	1902	125,312.00	123,688.00	---	1,624.00

Health Standard and License

STANDARDS & LICENSURE PS	10.760	7736	9,339,679.00	9,082,510.95	---	257,168.05
STANDARDS & LICENSURE E&E	10.760	7737	1,169,459.00	1,169,298.75	---	160.25

**STATE OF MISSOURI
SUMMARY OF APPROPRIATION ACTIVITY
GENERAL FUND - GENERAL REVENUE FUNDS
FOR THE APPROPRIATION YEAR 2004**

	H.B. No.	Appr. No.	Appropriations	Expenditures and Transfers Out	Biennial Rollovers to 2005	Lapse of Appropriations
<u>Division of Senior Services</u>						
HOME & COMMUNITY SVS PS	10.770	3376	6,871,252.00	6,387,345.82	---	483,906.18
HOME & COMMUNITY SVS E&E	10.770	3380	918,271.00	917,792.98	---	478.02
HOME & COMMUNITY SVS PRGM	10.775	3383	16,044,376.00	8,921,700.76	---	7,122,675.24
HOME & COMMNTY SVS GRANTS	10.780	4519	9,665,869.00	9,375,801.00	---	290,068.00
AAA GRANTS	10.785	4522	1,866,115.00	1,866,088.25	---	26.75
<u>Chronic Disease Prevention and Health Program</u>						
CHRONIC DIS&HLT PROMO PS	10.755	8859	579,180.00	552,756.42	---	26,423.58
CHRONIC DIS&HLT PROMO E&E	10.755	8860	877,549.00	877,549.00	---	---
<u>DEPARTMENT OF TRANSPORTATION</u>						
FRINGES MULTIMODAL PS	04.230	0100	105,167.00	76,457.85	---	28,709.15
ELDRLY&DISAB TRAN ASSTIST	04.260	2765	2,793,805.00	2,709,991.00	---	83,814.00
PORT AUTH FINANCIAL ASST	04.325	3438	150,000.00	145,500.00	---	4,500.00
SUPPORT TO MULTIMODAL DIV	04.235	4629	39,309.00	38,130.00	---	1,179.00
STATE MATCH FOR AMTRAK	04.295	4265	4,384,815.00	4,384,815.00	---	---
	& 14.045					
MULTIMODAL OPS ADMIN PS	04.230	8899	284,321.00	271,248.70	---	13,072.30
MULTIMODAL OPS ADMIN E&E	04.230	8900	27,105.00	25,955.71	---	1,149.29
<u>DEPARTMENT OF LABOR AND INDUSTRIAL RELATIONS</u>						
DOLIR LEASING	13.065	3229	159,196.00	56,782.52	102,413.48	---
DC STATEWIDE UNPROGRAMMED (Fund 0124)	20.130	4680	13,777.00	2,609.46	11,167.54	---
DC STATEWIDE ROOF (Fund 0124)	20.135	4684	11,788.00	11,788.00	---	---
DC STATEWIDE ASSESSMENT (Fund 0124)	20.140	4686	50,000.00	---	50,000.00	---
<u>Director and Staff</u>						
LIFE INSURANCE COSTS	07.800	2670	102.00	102.00	---	---

Division of Labor Standards

ON-SITE CONSULTATIONS/LS	07.820	0596	83,725.00	81,213.00	---	2,512.00
MINE SAFETY TRNG PRGM	07.825	0597	63,111.00	61,218.00	---	1,893.00
ADMINISTRATION/LS PS	07.815	0683	970,279.00	912,635.74	---	57,643.26
ADMINISTRATION/LS E&E	07.815	0685	144,445.00	107,502.64	---	36,942.36

State Board of Mediation

BOARD OF MEDIATION PS	07.830	0598	107,915.00	104,202.25	---	3,712.75
BOARD OF MEDIATION E&E	07.830	2324	26,149.00	23,923.62	---	2,225.38

Governor's Council on Disability

COUNCIL ON DISABILITY PS	07.890	2352	177,744.00	177,644.00	---	100.00
COUNCIL ON DISABILITY E&E	07.890	2353	51,932.00	43,527.81	---	8,404.19
GOV COUNCL/ASST TECH E&E	07.890	6108	46,418.00	44,785.00	---	1,633.00

Commission on Human Rights

COMM ON HUMAN RIGHTS PS	07.895	5995	929,682.00	901,655.90	---	28,026.10
COMM ON HUMAN RIGHTS E&E	07.895	5997	51,000.00	48,573.01	---	2,426.99

Labor and Industrial Relations Commission

INDUSTRIAL COMMISSION PS	07.810	3092	10,484.00	10,162.30	---	321.70
INDUSTRIAL COMMISSION E&E	07.810	3093	1,962.00	1,903.00	---	59.00

DEPARTMENT OF MENTAL HEALTH

MENTAL HEALTH LEASING	13.095	0655	5,315,668.00	2,434,142.11	2,881,525.89	---
REFUNDS	10.020	5519	50,000.00	49,997.03	---	2.97
STATEWIDE MTN REPAIR (Fund 0124)	20.100	0288	69,250.00	68,715.97	534.03	---
OPERATIONAL M&R (Fund 0124)	10.035	3405	1,197,230.00	1,197,230.00	---	---
DC STATEWIDE HAZ MATERIAL (Fund 0124)	16.025	4679	32,725.00	2,583.13	30,141.87	---
DC STATEWIDE UNPROGRAMMED (Fund 0124)	20.130	4680	23,560.00	10,993.74	12,566.26	---
DC STATEWIDE ROOF (Fund 0124)	20.135	4684	238,655.00	160,734.61	77,920.39	---
DC STATEWIDE ASSESSMENT (Fund 0124)	20.140	4686	202,500.00	11,250.00	191,250.00	---
DC STATEWIDE M&R (Fund 0124)	20.140	4687	1,523,193.00	225,433.32	1,297,759.68	---
STATEWIDE M&R YR1 (Fund 0124)	18.027	6759	1,872,374.00	512,550.99	1,359,823.01	---
STATEWIDE M&R YR2 (Fund 0124)	18.027	6760	8,743,131.00	---	8,743,131.00	---

Office of the Director

DIRECTOR'S OFFICE PS	10.005	0669	823,599.00	802,949.68	---	20,649.32
DIRECTOR'S OFFICE E&E	10.005	2043	101,530.00	48,494.26	---	53,035.74
OFFICE INFO SYSTEMS E&E	10.015	2048	2,793,259.00	2,793,259.00	---	---
OFFICE INFO SYSTEMS PS	10.015	3888	3,026,629.00	3,018,147.70	---	8,481.30
OPERATIONAL SUPPORT PS	10.010	5307	4,259,410.00	4,057,663.61	---	201,746.39
OPERATIONAL SUPPORT E&E	10.010	5310	1,308,043.00	1,091,145.77	---	216,897.23

**STATE OF MISSOURI
SUMMARY OF APPROPRIATION ACTIVITY
GENERAL FUND - GENERAL REVENUE FUNDS
FOR THE APPROPRIATION YEAR 2004**

	H.B. No.	Appr. No.	Appropriations	Expenditures and Transfers Out	Biennial Rollovers to 2005	Lapse of Appropriations
<u>Division of Alcohol and Drug Abuse</u>						
ADA TREATMENT SVS E&E	10.115	2050	2,741,369.00	2,741,369.00	---	---
ADA ADMIN PS	10.105	2149	1,175,343.00	1,175,342.82	---	0.18
ADA ADMIN E&E	10.105	2150	55,672.00	55,672.00	---	---
PREVENTION & EDU SVS PS	10.110	2649	7,485.00	7,480.11	---	4.89
ADA TREATMENT SERVICES	10.115	4147	17,939,641.00	17,939,641.00	---	---
	& 14.160					
ADA TREATMENT SVS PS	10.115	4148	1,613,076.00	1,612,870.02	---	205.98
COMMUNITY 2000	10.110	4649	29,997.00	29,997.00	---	---
SCHOOL BASED PREVENTION	10.110	6795	435,540.00	435,540.00	---	---
<u>Division of Comprehensive Psychiatric Services</u>						
HOMELESS MENTALLY ILL	10.225	0321	851,392.00	851,391.34	---	0.66
MEDICATION COST INCREASES	10.250	0373	9,080,488.00	8,980,488.00	---	100,000.00
DES IMP SEX PREDR BLR HOC	20.220	0443	100,966.00	88,139.68	12,826.32	---
MID MO MHC YOUTH SVS PS	10.295	0677	1,357,530.00	1,357,530.00	---	---
ADULT COMMUNITY PRGM PS	10.210	1479	245,303.00	190,733.94	---	54,569.06
YOUTH COMMUNITY PRGM PS	10.235	1481	254,604.00	252,587.08	---	2,016.92
CPS ADMIN PS	10.205	1844	904,458.00	815,022.03	---	89,435.97
CPS ADMIN E&E	10.205	1845	173,009.00	141,731.00	---	31,278.00
CIVIL COMM LEGAL FEES	10.220	1864	950,000.00	760,512.69	---	189,487.31
OA CIVIL COMM LEGAL FEES	10.220	1865	150,000.00	122,710.00	---	27,290.00
FORENSIC SUPPORT SVS PS	10.230	1866	632,839.00	619,484.38	---	13,354.62
FORENSIC SUPPORT SVS E&E	10.230	1867	121,322.00	72,435.00	---	48,887.00
CPS FUEL & UTILITIES	10.245	1899	5,019,420.00	4,855,686.00	---	163,734.00
ADULT COMMUNITY PRGM E&E	10.210	2052	3,483,138.00	3,483,138.00	---	---
ADULT COMMUNITY PROGRAM	10.210	2053	65,931,611.00	65,931,611.00	---	---
	& 14.165					
YOUTH COMMUNITY PRGM E&E	10.235	2056	1,865,233.00	1,833,524.00	---	31,709.00
YOUTH COMMUNITY PROGRAM	10.235	2057	19,873,280.00	18,287,252.00	---	1,586,028.00
FULTON STATE HOSPITAL E&E	10.260	2061	6,978,213.00	6,978,213.00	---	---
NW MO PSY REHAB CTR E&E	10.265	2063	1,857,754.00	1,761,263.18	---	96,490.82
STL PSY REHAB CTR E&E	10.270	2064	2,698,671.00	2,637,867.00	---	60,804.00
SW MO PSY REHAB CTR E&E	10.275	2065	622,386.00	622,386.00	---	---

COTTONWOOD TRMT CTR E&E	10.280	2066	309,179.00	309,179.00	---	---
HAWTHORN PSY HOSPTL E&E	10.285	2067	1,144,952.00	1,101,561.41	---	43,390.59
METRO STL PSY CTR E&E	10.290	2068	3,360,909.00	3,354,010.00	---	6,899.00
MID MO MHC YOUTH SVS E&E	10.295	2069	434,207.00	434,207.00	---	---
MID MISSOURI MHC E&E	10.295	2077	1,421,248.00	1,421,247.65	---	0.35
SOUTHEAST MO MHC E&E	10.300	2083	1,970,968.00	1,847,364.00	---	123,604.00
WEST MO MHC YOUTH SVS E&E	10.310	2088	116,260.00	114,271.44	---	1,988.56
WESTERN MO MHC E&E	10.310	2090	3,013,033.00	3,012,148.34	---	884.66
LOSS OF BENEFITS (NGRI)	10.255	2454	500,000.00	500,000.00	---	---
SEXUAL VIOLENT PRD PGM PS	10.315	3059	4,373,373.00	4,111,182.00	---	262,191.00
SEXUAL VIOLENT PRD PGM EE	10.315	3060	1,208,139.00	1,008,444.00	---	199,695.00
WEST MO MHC YOUTH SVS PS	10.310	3909	841,403.00	797,122.81	---	44,280.19
SW MO PSY REHAB CTR PS	10.275	4157	2,921,943.00	2,858,986.20	---	62,956.80
HAWTHORN MAIN GYM FLOOR	20.240	4815	110,446.00	110,446.00	---	---
HAWTHORN ROOFS	20.240	4816	157,187.00	99,924.62	57,262.38	---
ST LOUIS PSYCH ELECTRICAL	16.155	4899	131,549.00	78,331.48	53,217.52	---
WESTERN MO NEW FACILITY	20.260	4900	91,185.00	52,106.00	39,079.00	---
SEMO - PUB BLDG	10.305	7520	129,322.00	129,322.00	---	---
FULTON STATE HOSPITAL PS	10.260	9381	36,589,150.00	36,588,941.20	---	208.80
NW MO PSY REHAB CTR PS	10.265	9384	10,177,458.00	9,898,171.74	---	279,286.26
STL PSY REHAB CTR PS	10.270	9385	16,737,368.00	16,353,940.54	---	383,427.46
COTTONWOOD TRMT CTR PS	10.280	9386	1,958,935.00	1,958,935.00	---	---
HAWTHORN PSY HOSPTL PS	10.285	9387	5,348,893.00	5,244,022.94	---	104,870.06
METRO STL PSY CTR PS	10.290	9391	10,487,219.00	10,391,691.58	---	95,527.42
MID MISSOURI MHC PS	10.295	9393	6,009,513.00	6,009,501.55	---	11.45
SOUTHEAST MO MHC PS	10.300	9394	15,098,930.00	14,438,908.54	---	660,021.46
WESTERN MO MHC PS	10.310	9395	17,250,001.00	16,899,694.95	---	350,306.05
FSH HEARNES LIGHTING/ELEC (Fund 0124)	20.230	4808	160,958.00	73,988.35	86,969.65	---
FSH BIGGS HVAC (Fund 0124)	20.230	4809	103,198.00	26,798.00	76,400.00	---
FSH REPLACE LAUNDRY (Fund 0124)	20.230	4810	191,764.00	91,179.04	100,584.96	---
SEMO SHOWER AND TUBS (Fund 0124)	20.255	5083	166,528.00	166,528.00	---	---
SEMO HOCTOR BLDG PLUMBING (Fund 0124)	20.255	5084	102,789.00	102,789.00	---	---
SEMO BLAIR ELEVATOR (Fund 0124)	20.255	5085	44,882.00	44,373.27	508.73	---

**Division of Mental Retardation -
Developmental Disabilities**

COMM SUPPORT STAFF PS	10.420	0458	1,121,251.00	1,114,465.08	---	6,785.92
ALBANY RC PS	10.435	0460	1,197,660.00	1,176,395.00	---	21,265.00
CENTRAL MO RC PS	10.440	0461	1,482,100.00	1,371,424.69	---	110,675.31
HANNIBAL RC PS	10.445	0462	1,478,565.00	1,439,078.31	---	39,486.69
JOPLIN RC PS	10.450	0463	1,503,873.00	1,416,294.78	---	87,578.22
KANSAS CITY RC PS	10.455	0464	2,141,028.00	2,091,093.57	---	49,934.43
KIRKSVILLE RC PS	10.460	0466	1,062,394.00	1,012,950.02	---	49,443.98

**STATE OF MISSOURI
SUMMARY OF APPROPRIATION ACTIVITY
GENERAL FUND - GENERAL REVENUE FUNDS
FOR THE APPROPRIATION YEAR 2004**

	H.B. No.	Appr. No.	Appropriations	Expenditures and Transfers Out	Biennial Rollovers to 2005	Lapse of Appropriations
POPLAR BLUFF RC PS	10.465	0467	1,303,814.00	1,047,950.55	---	255,863.45
ROLLA RC PS	10.470	0468	1,392,509.00	1,337,398.68	---	55,110.32
SIKESTON RC PS	10.475	0469	1,268,355.00	1,119,156.42	---	149,198.58
SPRINGFIELD RC PS	10.480	0470	1,583,186.00	1,544,806.38	---	38,379.62
ST LOUIS RC PS	10.485	0471	3,583,126.00	3,583,125.63	---	0.37
BELLEFONTAINE HC PS	10.495	0473	20,542,684.00	20,542,297.12	---	386.88
HIGGINSVILLE HC PS	10.500	0474	8,409,828.00	8,042,562.15	---	367,265.85
MARSHALL HC PS	10.505	0475	17,900,212.00	17,120,320.76	---	779,891.24
NEVADA HC PS	10.510	0476	7,181,948.00	6,819,630.85	---	362,317.15
ST LOUIS DDTTC PS	10.515	0477	13,971,405.00	13,906,455.00	---	64,950.00
SOUTHEAST MO RES SVCS PS	10.525	0478	4,736,257.00	4,674,934.04	---	61,322.96
MRDD ADMIN PS	10.405	1911	922,664.00	814,803.02	---	107,860.98
MRDD ADMIN E&E	10.405	1912	122,065.00	96,665.00	---	25,400.00
COMMUNITY PROGRAMS	10.410	1919	72,667,791.00	72,667,791.00	---	---
AUTISTIC CLIENTS	10.410	1928	3,188,143.00	3,188,143.00	---	---
NW COMMUNITY SERVICES PS	10.500	1937	2,198,857.00	2,173,524.72	---	25,332.28
FUEL & UTILITIES	10.490	1951	3,075,586.00	3,051,083.71	---	24,502.29
COMM SUPPORT STAFF E&E	10.420	2094	1,356,455.00	1,352,134.26	---	4,320.74
ALBANY RC E&E	10.435	2101	226,175.00	225,977.09	---	197.91
CENTRAL MO RC E&E	10.440	2102	109,446.00	107,746.03	---	1,699.97
HANNIBAL RC E&E	10.445	2108	348,501.00	348,501.00	---	---
JOPLIN RC E&E	10.450	2111	389,070.00	388,839.06	---	230.94
KANSAS CITY RC E&E	10.455	2112	387,989.00	360,872.45	---	27,116.55
KIRKSVILLE RC E&E	10.460	2113	244,184.00	244,181.45	---	2.55
POPLAR BLUFF RC E&E	10.465	2115	235,038.00	235,009.82	---	28.18
ROLLA RC E&E	10.470	2116	203,015.00	198,898.31	---	4,116.69
SIKESTON RC E&E	10.475	2117	227,469.00	218,908.35	---	8,560.65
SPRINGFIELD RC E&E	10.480	2118	572,121.00	567,409.62	---	4,711.38
ST LOUIS DDTTC E&E	10.515	2119	1,944,640.00	1,944,640.00	---	---
SOUTHEAST MO RES SVCS E&E	10.525	2120	705,272.00	703,440.14	---	1,831.86
ST LOUIS RC E&E	10.485	2332	606,625.00	606,601.30	---	23.70
BELLEFONTAINE HC E&E	10.495	2337	1,932,690.00	1,932,690.00	---	---
HIGGINSVILLE HC E&E	10.500	2348	1,230,535.00	1,230,534.69	---	0.31
MARSHALL HC E&E	10.505	2354	1,419,314.00	1,419,314.00	---	---
NEVADA HC E&E	10.510	2356	1,811,123.00	1,811,122.99	---	0.01
C & F DIRECTED SUPPORTS	10.410	2770	16,661,024.00	16,661,024.00	---	---

BELLEFONTAINE WINDOWS	20.225	4807	187,635.00	154,874.07	32,760.93	---
NEVADA WAREHOUSE ROOF	20.250	4830	49,483.00	27,146.73	22,336.27	---
NEVADA STAFF BLDG ROOF	20.250	4831	31,002.00	31,002.00	---	---
BELLEFONTAINE COMM SV PS	10.495	6031	472,264.00	465,177.13	---	7,086.87
BELLEFONTAINE COMM SV E&E	10.495	6032	89,564.00	89,564.00	---	---
MARSHALL COMM SVS PS	10.505	6033	1,644,160.00	1,619,340.61	---	24,819.39
MARSHALL COMM SVS E&E	10.505	6034	172,410.00	172,310.00	---	100.00
NEVADA COMM SVS PS	10.510	6035	782,738.00	736,597.09	---	46,140.91
NEVADA COMM SVS E&E	10.510	6036	120,392.00	120,391.99	---	0.01
SLDDTC COMM SVS PS	10.515	6037	1,475,158.00	1,451,459.97	---	23,698.03
SLDDTC COMM SVS E&E	10.515	6038	306,651.00	306,651.00	---	---
SEMOR COMM SVS PS	10.525	6039	545,802.00	532,053.98	---	13,748.02
SEMOR COMM SVS E&E	10.525	6040	21,284.00	---	---	21,284.00
SLDDTC PUB BLDG	10.520	7525	84,861.00	83,588.00	---	1,273.00
BELLEFONTAINE ELECTRICAL (Fund 0124)	20.225	4805	5,170.00	---	5,170.00	---
HANNIBAL ADMIN ROOF (Fund 0124)	20.235	4811	148,872.00	138,361.23	10,510.77	---
HIGGINSVILLE E ROOF (Fund 0124)	20.245	4818	348,480.00	322,381.50	26,098.50	---
HIGGINSVILLE C ROOF (Fund 0124)	20.245	4819	374,579.00	61,299.71	313,279.29	---
HIGGINSVILLE REMOVE SOIL (Fund 0124)	20.245	4822	294,859.00	156,684.13	138,174.87	---
COMMUNITY PROGRAMS (Fund 0176)	10.410	0395	4,544,329.00	1,765,496.05	---	2,778,832.95

DEPARTMENT OF NATURAL RESOURCES

AGENCY WIDE OPERATIONS	06.235	0566	64,875.00	62,929.00	---	1,946.00
MINORITY SCHOLARSHIPS	06.410	0811	45,783.00	42,000.00	---	3,783.00
DNR LEASING	13.050	4305	1,001,004.00	481,616.67	519,387.33	---
DC STATEWIDE EMERGENCY (Fund 0124)	16.020	4677	13.00	---	13.00	---
DC STATEWIDE HAZ MATERIAL (Fund 0124)	16.025	4679	1,300.00	---	1,300.00	---
DC STATEWIDE UNPROGRAMMED (Fund 0124)	20.130	4680	33,277.00	10,052.40	23,224.60	---
DC STATEWIDE ROOF (Fund 0124)	20.135	4684	13.00	---	13.00	---
LEWIS AND CLARK	17.250	5611	553,484.00	422,211.88	131,272.12	---
LEWIS AND CLARK (Fund 0139)	17.250	5612	297,741.00	235,240.65	62,500.35	---

Office of Director

DIRECTOR'S OFFICE PS	06.200	0953	192,707.00	180,112.21	---	12,594.79
----------------------	--------	------	------------	------------	-----	-----------

Outreach and Assistance Center

OUTREACH & ASSISTANCE PS	06.205	5436	1,477,930.00	1,439,089.94	---	38,840.06
OUTREACH & ASSISTANCE E&E	06.205	5447	495,659.00	480,606.73	---	15,052.27
CAPITOL BOOK PROJECT	17.255	5613	16,750.00	16,750.00	---	---

Division of Administrative Support

DIV OF ADMIN SUPPORT PS	06.230	0955	653,995.00	593,465.41	---	60,529.59
-------------------------	--------	------	------------	------------	-----	-----------

STATE OF MISSOURI
SUMMARY OF APPROPRIATION ACTIVITY
GENERAL FUND - GENERAL REVENUE FUNDS
FOR THE APPROPRIATION YEAR 2004

	H.B. No.	Appr. No.	Appropriations	Expenditures and Transfers Out	Biennial Rollovers to 2005	Lapse of Appropriations
<u>Air and Land Protection Division</u>						
SOLID WASTE FORFEITURES	06.375	4303	34,311.00	32,893.59	---	1,417.41
LAND RECLAMATION PS	06.320	5396	104,563.00	101,403.84	---	3,159.16
LAND RECLAMATION E&E	06.320	5401	4,708.00	4,567.00	---	141.00
ENVIRONMENTAL SVS PS	06.320	5406	108,767.00	108,767.00	---	---
ENVIRONMENTAL SVS E&E	06.320	5417	62,782.00	62,782.00	---	---
ALPD ADMINISTRATION PS	06.320	5426	37,365.00	37,330.43	---	34.57
ALPD ADMINISTRATION E&E	06.320	5429	31,285.00	29,237.00	---	2,048.00
SOLID WASTE FORFEITURES (Fund 0198)	06.375	4304	141,599.00	379.45	---	141,219.55
SOLID WASTE MGMT PS (Fund 0198)	06.320	7001	10,000.00	---	---	10,000.00
SOLID WASTE MGMT E&E (Fund 0198)	06.320	7002	5,000.00	24.00	---	4,976.00
LAND RECLAMATION PS (Fund 0198)	06.320	7003	15,000.00	---	---	15,000.00
LAND RECLAMATION E&E (Fund 0198)	06.320	7004	5,000.00	---	---	5,000.00
<u>Water Protection and Soil Conservation</u>						
DRINKING WATER LOAN	17.205	3279	429,702.00	101,760.09	327,941.91	---
WATER POLLUTION CNTRL PS	06.320	5321	259,881.00	258,719.58	---	1,161.42
WATER POLLUTION CNTRL E&E	06.320	5325	12,630.00	12,019.93	---	610.07
PUBLIC DRINKING WATER PS	06.320	5332	334,728.00	324,420.48	---	10,307.52
PUBLIC DRINKING WATER E&E	06.320	5335	126,489.00	113,677.69	---	12,811.31
REGIONAL OFFICES PS	06.320	5340	2,246,158.00	2,163,231.91	---	82,926.09
REGIONAL OFFICES E&E	06.320	5349	185,151.00	175,454.99	---	9,696.01
WPSCD ADMINISTRATION PS	06.320	5360	40,484.00	39,226.87	---	1,257.13
WPSCD ADMINISTRATION E&E	06.320	5363	58,488.00	56,710.01	---	1,777.99
DRINKING WATER LOAN	17.275	5731	881,477.00	14,125.00	867,352.00	---
DRINKING WATER LOAN	17.305	6395	1,671,547.00	27,945.00	1,643,602.00	---
<u>Geological Survey and Resource Assessment Division</u>						
ADMIN & SUPPORT PS	06.305	5222	441,309.00	426,688.26	---	14,620.74
ADMIN & SUPPORT E&E	06.305	5223	84,814.00	82,359.99	---	2,454.01
GEOLOGICAL SURVEY PS	06.305	5231	607,500.00	576,449.79	---	31,050.21
GEOLOGICAL SURVEY E&E	06.305	5232	101,109.00	99,005.99	---	2,103.01
WATER RESOURCES PS	06.305	5245	688,454.00	656,381.58	---	32,072.42
WATER RESOURCES E&E	06.305	5246	258,617.00	251,513.74	---	7,103.26

DAM & RESERVOIR SAFETY PS	06.305	5249	169,531.00	161,352.11	---	8,178.89
DAM & RESERVOIR SAFTY E&E	06.305	5250	23,375.00	22,704.00	---	671.00
DGLS OPERATIONAL M&R (Fund 0124)	06.300	3394	8,759.00	8,759.00	---	---
DGLS HVAC RENOVATIONS (Fund 0124)	20.150	4719	2,306,658.00	214,406.24	2,092,251.76	---
<u>Division of State Parks</u>						
LOCAL PARKS	17.075	2547	592,095.00	592,095.00	---	---
LANDMARK LOCAL PARKS	17.090	3264	1,151,526.00	1,151,526.00	---	---
LOCAL PARKS	17.090	3265	49,923.00	49,923.00	---	---
MATCHING GRANTS LOCAL PKS	17.080	4329	247,214.00	247,214.00	---	---
<u>DEPARTMENT OF PUBLIC SAFETY</u>						
PUBLIC SAFETY LEASING	13.070	6075	788,836.00	311,768.94	477,067.06	---
DC STATEWIDE EMERGENCY (Fund 0124)	16.020	4677	28,777.00	28,776.33	0.67	---
DC STATEWIDE HAZ MATERIAL (Fund 0124)	16.025	4679	7,013.00	2,475.24	4,537.76	---
DC STATEWIDE UNPROGRAMMED (Fund 0124)	20.130	4680	22,674.00	18,143.61	4,530.39	---
DC STATEWIDE ROOF (Fund 0124)	20.135	4684	94,672.00	17,053.00	77,619.00	---
DC STATEWIDE M&R (Fund 0124)	20.140	4687	258,658.00	143,541.45	115,116.55	---
STATEWIDE M&R YR1 (Fund 0124)	18.027	6759	44,161.00	24,954.43	19,206.57	---
STATEWIDE M&R YR2 (Fund 0124)	18.027	6760	450,037.00	---	450,037.00	---
<u>Office of the Director</u>						
DIRECTOR ADMIN PS	08.005	1097	991,511.00	818,305.70	---	173,205.30
REGIONAL CRIME LABS	08.060	4764	230,000.00	230,000.00	---	---
DIRECTOR ADMIN E&E	08.005	8094	325,842.00	255,366.97	---	70,475.03
OPERATIONAL M&R (Fund 0124)	08.010	3398	185,889.00	179,860.53	---	6,028.47
<u>Division of Fire Safety</u>						
F S ADMIN PS	08.165	1103	1,729,372.00	1,652,657.90	---	76,714.10
F S ADMIN E&E	08.165	1107	197,003.00	191,080.73	---	5,922.27
FIREFIGHTER TRAINING	08.170	7496	215,908.00	208,646.28	---	7,261.72
<u>Capitol Police</u>						
CAPITOL POLICE PS	08.085	3300	1,256,060.00	1,216,551.18	---	39,508.82
CAPITOL POLICE E&E	08.085	3301	138,331.00	134,168.54	---	4,162.46
<u>State Highway Patrol</u>						
SHP TECHNICAL SERVICE PS	08.140	0628	403,247.00	389,397.73	---	13,849.27
SHP ENFORCEMENT PS	08.105	1134	5,284,147.00	5,088,142.28	---	196,004.72
SHP ENFORCEMENT E&E	08.105	1139	915,516.00	879,046.00	---	36,470.00
SHP TECHNICAL SERVICE E&E	08.140	2283	88,564.00	81,853.75	---	6,710.25
GASOLINE PURCHASE	08.110	2335	138,437.00	130,131.00	---	8,306.00
SHP ENFORCEMENT DRUG E&E	08.105	2888	397,000.00	291,422.40	---	105,577.60

**STATE OF MISSOURI
SUMMARY OF APPROPRIATION ACTIVITY
GENERAL FUND - GENERAL REVENUE FUNDS
FOR THE APPROPRIATION YEAR 2004**

	H.B. No.	Appr. No.	Appropriations	Expenditures and Transfers Out	Biennial Rollovers to 2005	Lapse of Appropriations
CRIME LABS PS	08.120	4342	687,182.00	662,742.70	---	24,439.30
CRIME LABS E&E	08.120	4343	322,586.00	312,904.94	---	9,681.06
FRINGE BENEFITS PS	08.095	4344	3,134,661.00	2,873,041.15	---	261,619.85
FRINGE BENEFITS E&E	08.095	4347	305,899.00	287,154.65	---	18,744.35
SHP ADMIN E&E	08.090	4368	20,850.00	6,986.93	---	13,863.07
<u>Division of Liquor Control</u>						
REFUND UNUSED STICKERS	08.160	1161	25,600.00	25,055.00	---	545.00
LIQUOR CONTROL PS	08.155	5283	2,130,985.00	2,063,164.47	---	67,820.53
LIQUOR CONTROL E&E	08.155	5284	496,898.00	483,570.37	---	13,327.63
<u>Missouri State Water Patrol</u>						
STATE WATER PATROL PS	08.150	1171	4,119,326.00	3,736,594.56	---	382,731.44
STATE WATER PATROL E&E	08.150	1175	448,751.00	425,364.10	---	23,386.90
WATER PATROL DRUG E&E	08.150	2892	42,122.00	8,075.24	---	34,046.76
<u>Adjutant General</u>						
FIELD SUPPORT FUEL & UTIL	08.245	0978	1,026,770.00	1,026,770.00	---	---
A G ADMIN PS	08.220	1226	1,546,642.00	1,374,954.01	---	171,687.99
A G ADMIN E&E	08.220	1228	334,731.00	331,253.84	---	3,477.16
A G FIELD SUPPORT PS	08.245	1229	690,115.00	672,147.69	---	17,967.31
A G FIELD SUPPORT E&E	08.245	1231	423,371.00	421,645.51	---	1,725.49
ADJ GEN DRUG E&E	08.220	2894	57,147.00	4,736.80	---	52,410.20
A G AIR SEARCH & RESCUE	08.270	3984	18,602.00	7,626.21	---	10,975.79
CONTRACT SERVICES PS	08.260	4502	482,896.00	439,810.85	---	43,085.15
CONTRACT SERVICES E&E	08.260	4503	509,668.00	509,668.00	---	---
TROUPERS TRNG SCHOOL PS	08.265	4581	90,595.00	85,126.21	---	5,468.79
ADJ GEN FED PROJECT ADMIN	20.185	4892	83,991.00	76,291.47	7,699.53	---
ADJ GEN REVOLVING ACCOUNT	20.190	4893	12,833.00	5,322.84	7,510.16	---
ROOF REPL MASONRY WALL (Fund 0124)	20.175	0320	6,648.00	2,490.94	4,157.06	---
DRAINAGE TKPT H2OPROOF (Fund 0124)	20.175	1144	13,827.00	12,705.60	1,121.40	---
ROOF REPLACEMENT (Fund 0124)	20.175	1145	27,343.00	23,796.60	3,546.40	---
HVAC RENOVATION AND BOIL (Fund 0124)	20.175	1164	70,000.00	70,000.00	---	---
ROOF REPLACEMENT (Fund 0124)	20.175	1165	45,869.00	12,172.86	33,696.14	---
EXTERIOR MASONRY WALL (Fund 0124)	20.175	1169	8,250.00	8,250.00	---	---

EXTERIOR MASONRY WALL (Fund 0124)	20.175	1170	36,292.00	32,953.00	3,339.00	---
ROOF WINDOWS FLR ELECT (Fund 0124)	20.175	1174	16,234.00	7,739.84	8,494.16	---
REPL ROOF REP MASON WALL (Fund 0124)	20.175	1178	2,076.00	---	2,076.00	---
REP ROOF WALLS FLRS (Fund 0124)	20.175	1181	490.00	20.00	470.00	---
PLUMBING SYSTEM RENOVATI (Fund 0124)	20.175	1190	146,924.00	138,374.67	8,549.33	---
OPERATIONAL M&R (Fund 0124)	08.240	3403	399,881.00	399,335.78	---	545.22
ADJ GEN LIFE SAFETY CODE (Fund 0124)	20.180	4742	7,178.00	5,780.00	1,398.00	---
NG ALBANY FLOOR (Fund 0124)	20.180	4743	88.00	88.00	---	---
NG ANDERSON MASONRY WALL (Fund 0124)	20.180	4744	14,547.00	---	14,547.00	---
NG CARUTHERSVILLE REPAIR (Fund 0124)	20.180	4747	5,712.00	---	5,712.00	---
NG CHARLESTON PLUMBING (Fund 0124)	20.180	4748	6,968.00	---	6,968.00	---
NG CLINTON WINDOWS (Fund 0124)	20.180	4750	37,594.00	37,386.70	207.30	---
NG DONIPHAN EXTERIOR WALL (Fund 0124)	20.180	4752	15,244.00	11,100.60	4,143.40	---
NG HARRISONVILLE ROOF (Fund 0124)	20.180	4757	145,704.00	115,820.21	29,883.79	---
NG IKE SKELTON USPFO ROOF (Fund 0124)	20.180	4758	301,940.00	288,306.68	13,633.32	---
NG INDEPENDENCE RENOVATE (Fund 0124)	20.180	4759	13,519.00	6,945.00	6,574.00	---
NG JACKSON ROOF (Fund 0124)	20.180	4760	20,774.00	20,774.00	---	---
NG JACKSON WINDOWS (Fund 0124)	20.180	4761	30,170.00	15,606.69	14,563.31	---
NG LAMAR HVAC (Fund 0124)	20.180	4765	1,275.00	1,275.00	---	---
NG RICHMOND ROOF (Fund 0124)	20.180	4770	115,603.00	115,603.00	---	---
NG RICHMOND WINDOWS (Fund 0124)	20.180	4771	48,748.00	38,197.85	10,550.15	---
NG SIKESTON RENOVATE (Fund 0124)	20.180	4777	267,398.00	267,196.83	201.17	---
NG SPRINGFIELD HVAC (Fund 0124)	20.180	4778	10,512.00	0.50	10,511.50	---
NG SPRINGFIELD ROOF (Fund 0124)	20.180	4779	2,437.00	2,437.00	---	---
NG WARRENSBURG ROOF (Fund 0124)	20.180	4780	88,662.00	85,081.71	3,580.29	---
<u>State Emergency Management Agency</u>						
A G SEMA PS	08.275	1237	1,649,578.00	1,600,003.29	---	49,574.71
A G SEMA E&E	08.275	1241	265,859.00	257,883.00	---	7,976.00
SEMA GRANT	08.285	3299	5,000,001.00	4,947,717.54	---	52,283.46
LOCAL HAZARD MITIGATION	08.275	4434	25,822.00	5,581.39	---	20,240.61
<u>Missouri Veterans' Commission</u>						
VETERANS HOMES PS	08.185	2340	6,510,691.00	6,258,319.52	---	252,371.48
ADMIN & SERVICES PS	08.175	8734	1,613,360.00	1,612,779.70	---	580.30
ADMIN & SERVICE E&E	08.175	8736	286,712.00	269,982.62	---	16,729.38
<u>DEPARTMENT OF REVENUE</u>						
REVENUE LEASING	13.015	6090	1,959,290.00	815,210.23	1,144,079.77	---
TAX COMMISSION LEASING	13.020	6093	163,510.00	80,000.04	83,509.96	---
DC STATEWIDE EMERGENCY (Fund 0124)	16.020	4677	13.00	---	13.00	---
DC STATEWIDE UNPROGRAMMED (Fund 0124)	20.130	4680	13.00	---	13.00	---
DC STATEWIDE ROOF (Fund 0124)	20.135	4684	13.00	---	13.00	---

**STATE OF MISSOURI
SUMMARY OF APPROPRIATION ACTIVITY
GENERAL FUND - GENERAL REVENUE FUNDS
FOR THE APPROPRIATION YEAR 2004**

	H.B. No.	Appr. No.	Appropriations	Expenditures and Transfers Out	Biennial Rollovers to 2005	Lapse of Appropriations
<u>Division of Administration</u>						
POSTAGE	04.010	0075	2,585,597.00	2,585,581.80	---	15.20
DIV OF ADMINISTRATION PS	04.005	1249	3,470,375.00	3,337,820.89	---	132,554.11
DIV OF ADMINISTRATION E&E	04.005	1253	323,664.00	305,527.79	---	18,136.21
<u>Division of Motor Vehicle and Drivers</u>						
<u>Licensing</u>						
DIV OF MV/DL PS	04.005	2752	150,176.00	145,556.83	---	4,619.17
DIV OF MV/DL E&E	04.005	2753	14,444.00	13,978.55	---	465.45
<u>Division of Taxation</u>						
DELINQUENT COLLECTN FEES	04.075	0096	2,728,000.00	2,580,313.32	---	147,686.68
GR REFUNDS (REG)	04.020	1243	1,201,800,000.00	1,075,034,967.36	---	126,765,032.64
DIV OF TAXATION PS	04.005	1267	23,422,774.00	22,088,558.31	---	1,334,215.69
MULTISTATE TAX COMM DUES	04.110	4461	163,001.00	162,180.00	---	821.00
CONTINGENCY PAYMENTS	04.085	6241	1,915,391.00	1,915,391.00	---	---
CONTRACT AUDITORS E&E	04.085	6690	400,000.00	---	---	400,000.00
TAX DATA MATCHING	04.085	6691	7,600,000.00	---	---	7,600,000.00
COUNTY FILING FEES	04.080	7024	200,000.00	172,596.00	---	27,404.00
DIV OF TAXATION E&E	04.005	8489	7,673,985.00	7,287,806.64	---	386,178.36
DIV OF TAXATION PS (Fund 0169)	04.005	6232	21,033.00	20,526.06	---	506.94
DIV OF TAXATION E&E (Fund 0169)	04.005	6233	2,377,248.00	2,377,248.00	---	---
<u>State Tax Commission</u>						
STATE TAX COMMISSION PS	04.015	0083	2,508,038.00	2,430,985.87	---	77,052.13
ASSESSMENT MAINTENANCE	04.030	1044	14,985,668.00	14,985,668.00	---	---
STATE TAX COMMISSION E&E	04.015	2138	315,508.00	307,541.02	---	7,966.98
ASSESSOR CERTIFICATION	04.035	3091	85,680.00	84,723.75	---	956.25
<u>DEPARTMENT OF SOCIAL SERVICES</u>						
SOCIAL SERVICES LEASING	13.105	1434	21,525,709.00	10,758,068.69	10,767,640.31	---
SOCIAL SERVICES LEASING	17.430	2599	395,275.00	---	395,275.00	---
DGS MAINTENANCE & REPAIR (Fund 0124)	11.025	3406	30,708.00	30,708.00	---	---
DYS MAINTENANCE & REPAIR (Fund 0124)	11.025	3410	78,794.00	62,327.03	---	16,466.97
DC STATEWIDE EMERGENCY (Fund 0124)	16.020	4677	24,403.00	24,162.69	240.31	---

DC STATEWIDE UNPROGRAMMED (Fund 0124)	20.130	4680	20,406.00	5,175.00	15,231.00	---
DC STATEWIDE ROOF (Fund 0124)	20.135	4684	13.00	---	13.00	---
STATEWIDE M&R YR1 (Fund 0124)	18.027	6759	119,114.00	72,192.60	46,921.40	---
STATEWIDE M&R YR2 (Fund 0124)	18.027	6760	614,234.00	---	614,234.00	---
SOCIAL SERVICES LEASING (Fund 0169)	13.105	1437	71,832.00	35,280.00	36,552.00	---
<u>Office of the Director</u>						
OFFICE OF DIRECTOR PS	11.005	4333	436,940.00	398,240.32	---	38,699.68
OFFICE OF DIRECTOR E&E	11.005	4334	54,538.00	33,343.61	---	21,194.39
HUMAN RESOURCE CENTER PS	11.030	9948	338,189.00	331,822.37	---	6,366.63
HUMAN RESOURCE CENTER E&E	11.030	9949	32,740.00	31,753.31	---	986.69
OFFICE OF DIRECTOR PS (Fund 0169)	11.005	3577	41,764.00	39,231.57	---	2,532.43
OFFICE OF DIRECTOR E&E (Fund 0169)	11.005	3590	17,300.00	6,138.32	---	11,161.68
<u>Division of Budget and Finance</u>						
DELINQUENT CHLIDREN	11.050	0738	3,192,000.00	3,190,882.00	---	1,118.00
BUDGET & FINANCE PS	11.035	3314	1,570,162.00	1,516,766.45	---	53,395.55
BUDGET & FINANCE E&E	11.035	3316	97,663.00	84,380.78	---	13,282.22
<u>Information Services and Technology Division</u>						
ISTD PS	11.055	0139	3,098,296.00	3,004,202.18	---	94,093.82
ISTD E&E	11.055	2129	1,012,227.00	981,860.00	---	30,367.00
ISTD E&E (Fund 0169)	11.055	2373	2,779,477.00	979,477.00	---	1,800,000.00
ISTD PS (Fund 0169)	11.055	5065	241,055.00	240,183.24	---	871.76
<u>Division of General Services</u>						
PRINCE HALL	20.275	5094	112,936.00	110,450.38	2,485.62	---
GENERAL SERVICES PS	11.060	6349	1,439,979.00	1,437,207.76	---	2,771.24
GENERAL SERVICES E&E	11.060	6350	407,761.00	390,096.61	---	17,664.39
PRINCE HALL WINDOWS (Fund 0124)	20.275	4848	160,578.00	70,458.82	90,119.18	---
PRINCE HALL PH1 WINDOWS (Fund 0124)	20.275	4849	268,890.00	249,450.90	19,439.10	---
PRINCE HALL DAY CARE HVAC (Fund 0124)	20.275	4850	8,019.00	8,019.00	---	---
PRINCE HALL PH2 HVAC (Fund 0124)	20.275	4851	89,701.00	89,701.00	---	---
GENERAL SERVICES PS (Fund 0169)	11.060	3591	95,627.00	95,576.52	---	50.48
<u>Division of Legal Services</u>						
LEGAL SERVICES PS	11.065	6353	1,814,758.00	1,760,186.48	---	54,571.52
LEGAL SERVICES E&E	11.065	6354	234,731.00	227,248.89	---	7,482.11
LEGAL SERVICES PS (Fund 0169)	11.065	2790	147,745.00	97,689.54	---	50,055.46

**STATE OF MISSOURI
SUMMARY OF APPROPRIATION ACTIVITY
GENERAL FUND - GENERAL REVENUE FUNDS
FOR THE APPROPRIATION YEAR 2004**

	H.B. No.	Appr. No.	Appropriations	Expenditures and Transfers Out	Biennial Rollovers to 2005	Lapse of Appropriations
<u>Family Support Division</u>						
GENERAL RELIEF	11.160	1402	100,000.00	100,000.00	---	---
ADULT SUPPLEMENTATION	11.150	1403	210,000.00	160,458.00	---	49,542.00
SUPPLEMENTAL NURSING CARE	11.155	2423	25,997,621.00	25,629,453.00	---	368,168.00
& GRANDPARENT FOSTER CARE	14.185					
GRANDPARENT FOSTER CARE	11.145	2920	2,403,070.00	1,552,688.09	---	850,381.91
TEMPORARY ASSISTANCE	11.140	3596	17,287,706.00	17,180,177.03	---	107,528.97
EBT E&E	11.115	5255	3,484,014.00	3,461,649.78	---	22,364.22
& COMMUNITY PARTNERSHIP PS	14.180					
COMMUNITY PARTNERSHIP PS	11.130	5650	161,956.00	126,273.58	---	35,682.42
COMMUNITY PARTNERSHIP	11.130	5651	1,000,000.00	942,961.65	---	57,038.35
MO MENTORING PARTNERSHIP	11.130	5823	695,715.00	671,073.76	---	24,641.24
CSE FIELD STAFF/OPS PS	11.210	6260	288,242.00	273,424.88	---	14,817.12
CSE FIELD STAFF/OPS E&E	11.210	6261	240,371.00	231,744.22	---	8,626.78
FAMILY SUPPORT ADMIN PS	11.100	6269	1,039,585.00	967,314.37	---	72,270.63
FAMILY SUPPORT ADMIN E&E	11.100	6270	436,531.00	411,565.82	---	24,965.18
IM FIELD STAFF/OPS PS	11.105	6280	25,740,485.00	24,719,008.11	---	1,021,476.89
IM FIELD STAFF/OPS E&E	11.105	6281	2,162,123.00	2,103,526.20	---	58,596.80
FAMILY SUPPORT STAFF TRNG	11.110	6290	513,246.00	342,112.24	---	171,133.76
FIELD & LINE COMPUTERS	11.565	6791	1,113,203.00	1,073,347.32	---	39,855.68
FIELD & LINE TRAINING	11.565	6793	244,845.00	27,435.17	---	217,409.83
FOOD STAMP TRAINING	11.135	7657	80,036.00	57,096.78	---	22,939.22
FAMIS	11.125	9325	2,333,302.00	2,171,505.61	---	161,796.39
PRIVATIZATION COLLECTIONS (Fund 0169)	11.215	0748	510,000.00	30,030.16	---	479,969.84
MULTI COUNTY SERVICE CTRS (Fund 0169)	11.220	1410	653,000.00	640,268.80	---	12,731.20
CSE FIELD STAFF/OPS PS (Fund 0169)	11.210	6267	5,911,198.00	5,334,552.17	---	576,645.83
CSE FIELD STAFF/OPS E&E (Fund 0169)	11.210	6268	2,029,481.00	1,498,975.30	---	530,505.70
FAMILY SUPPORT ADMIN PS (Fund 0169)	11.100	6275	1,346,002.00	1,193,042.67	---	152,959.33
FAMILY SUPPORT ADMIN E&E (Fund 0169)	11.100	6276	134,847.00	116,226.89	---	18,620.11
<u>Children's Division</u>						
RESIDENTIAL TREATMENT SVS	11.255	0032	28,962,839.00	28,962,839.00	---	---
DOMESTIC VIOLENCE	11.290	0766	4,300,000.00	3,942,278.52	---	357,721.48
CHILD ASSESSMENT CENTERS	11.275	1386	1,749,583.00	1,688,071.87	---	61,511.13
CHILDREN'S PROGRAM POOL	11.270	1735	9,670,990.00	9,670,990.00	---	---
PURCHASE OF CHILD CARE	11.305	3592	59,312,362.00	57,532,991.00	---	1,779,371.00
PSYCHIATRIC DIVERSION	11.280	3603	6,542,640.00	6,209,244.74	---	333,395.26

FOSTER CARE	11.255	4856	27,242,418.00	27,242,418.00	---	---
CHILDREN'S TREATMENT SVS	11.250	4861	8,325,970.00	8,076,191.00	---	249,779.00
ADOP/GUARDIANSHIP SUBSIDY	11.260	5701	42,034,513.00	42,034,513.00	---	---
CHILDREN'S ADMIN PS	11.235	6292	927,878.00	850,976.00	---	76,902.00
CHILDREN'S ADMIN E&E	11.235	6295	92,759.00	89,924.72	---	2,834.28
CHILD FIELD STAFF/OPS PS	11.240	6301	23,213,704.00	22,424,056.91	---	789,647.09
CHILD FIELD STAFF/OPS E&E	11.240	6302	2,079,828.00	2,041,833.28	---	37,994.72
CHILDREN'S STAFF TRNG	11.245	6307	1,197,577.00	1,161,229.50	---	36,347.50
INDEPENDENT LIVING	11.265	7559	1,690,790.00	1,640,066.00	---	50,724.00
<u>Division of Youth Services</u>						
JUVENILE COURT DIVERSION	11.325	0225	3,884,412.00	3,537,341.05	---	347,070.95
ADMIN SERVICES PS	11.315	1421	1,568,068.00	1,520,979.61	---	47,088.39
ADMIN SERVICES E&E	11.315	1422	164,630.00	159,306.81	---	5,323.19
YOUTH TREATMENT PRGM PS	11.320	1743	31,019,201.00	29,887,940.79	---	1,131,260.21
YOUTH TREATMENT PRGM E&E	11.320	1744	964,718.00	791,701.65	---	173,016.35
HOGAN STREET HVAC (Fund 0124)	20.270	4843	3,840.00	3,388.10	451.90	---
MO HILLS ADMIN ROOF (Fund 0124)	20.270	4844	28,927.00	28,927.00	---	---
MO HILLS COTTAGES ROOF (Fund 0124)	20.270	4845	166,296.00	100,530.67	65,765.33	---
<u>Division of Medical Services</u>						
WOMEN & MINORITY OUTREACH	11.405	1389	750,000.00	705,772.32	---	44,227.68
HOSPITAL CARE	11.475	1432	21,511,786.00	21,511,786.00	---	---
	&	14.205				
MEDICAID SUPP POOL	14.215	1433	6,179,414.00	6,179,413.99	---	0.01
INFORMATION SYSTEMS	11.420	1438	6,564,001.00	6,340,531.98	---	223,469.02
HOME/COMM BASED SVS DESE	11.460	1609	270,000.00	270,000.00	---	---
MANAGED CARE	11.470	1783	157,811,349.00	157,811,349.00	---	---
	&	14.200				
PHARMACY	11.430	2525	235,922,953.00	235,922,953.00	---	---
CHILDREN'S HLTH INS PRGM	11.495	2866	1,976,910.00	1,976,910.00	---	---
	&	14.210				
MC+ ENROLLMENT	11.425	3715	104,359.00	101,227.98	---	3,131.02
HEALTH CARE ACCESS	11.490	4511	2,286,649.00	1,734,193.79	---	552,455.21
FQHC DISTRIBUTION	11.480	4868	2,000,000.00	1,854,375.00	---	145,625.00
NON-EMERGENCY TRANSPORT	11.465	5928	12,776,589.00	12,776,589.00	---	---
MEDICAL SVS ADMIN PS	11.400	6376	3,479,443.00	3,374,946.82	---	104,496.18
MEDICAL SVS ADMIN E&E	11.400	6377	2,249,695.00	2,182,196.68	---	67,498.32
OPERATION INFO SYS CHGS	17.390	6380	1,552,474.00	1,528,210.39	24,263.61	---
STATE MEDICAL	11.550	6382	35,544,655.00	34,846,542.69	---	698,112.31
NURSING FACILITIES	11.460	6472	89,824,139.00	89,824,139.00	---	---
PHYSICIANS	11.445	8196	109,479,804.00	109,479,804.00	---	---
DENTAL	11.450	8198	2,693,467.00	2,693,467.00	---	---
PREMIUM PAYMENTS	11.455	8200	31,199,490.00	31,199,490.00	---	---
HOME & COMM BASED SVS	11.460	8202	105,310,766.00	105,310,766.00	---	---

**STATE OF MISSOURI
SUMMARY OF APPROPRIATION ACTIVITY
GENERAL FUND - GENERAL REVENUE FUNDS
FOR THE APPROPRIATION YEAR 2004**

	H.B. No.	Appr. No.	Appropriations	Expenditures and Transfers Out	Biennial Rollovers to 2005	Lapse of Appropriations
REHAB & SPECIALTY SVS	11.465	8204	34,150,159.00	34,150,159.00	---	---
&	14.195					
HOSPITAL CARE (Fund 0108)	11.475	0048	29,383,522.00	29,383,522.00	---	---
MEDICAID SUPP POOL (Fund 0108)	11.555	0237	81,900,001.00	81,899,665.50	---	335.50
&	14.215					
NURSING FACILITIES (Fund 0108)	11.460	0779	58,516,478.00	58,516,478.00	---	---
MEDICAID SUPP POOL (Fund 0139)	11.555	3424	13,000,000.00	11,699,500.00	---	1,300,500.00
NURSING FACILITIES (Fund 0139)	11.460	4873	17,690,009.00	15,862,856.00	---	1,827,153.00
MEDICAL SVS ADMIN E&E (Fund 0139)	17.395	5603	407,541.00	27,584.74	379,956.26	---
HIGH MEDICAID VOLUME (Fund 0139)	11.460	6190	1,530,435.00	1,530,435.00	---	---
MINIMUM PER DIEM (Fund 0139)	11.460	6192	779,556.00	779,556.00	---	---
MANAGED CARE (Fund 0142)	11.470	0198	116,112,906.00	115,429,813.83	---	683,092.17
MEDICAID SUPP POOL (Fund 0142)	11.555	0214	1.00	---	---	1.00
HOSPITAL CARE (Fund 0142)	11.475	0776	108,958,465.00	108,958,465.00	---	---
FED REIMB ALLOWANCE (Fund 0142)	11.485	0778	1.00	---	---	1.00
FRA FEDERAL (Fund 0142)	11.485	1605	455,487,699.00	455,487,695.91	---	3.09
HEALTH CARE ACCESS (Fund 0142)	11.490	2531	423,516.00	161,513.18	---	262,002.82
CHILDREN'S HLTH INS PRGM (Fund 0142)	11.495	2868	8,300,000.00	8,300,000.00	---	---
MEDICAID REVENUE UNIT PS (Fund 0142)	11.410	5050	81,000.00	59,525.00	---	21,475.00
MEDICAID REVENUE UNIT E&E (Fund 0142)	11.410	5051	8,286.00	---	---	8,286.00
MONITORING PROGRAM (Fund 0142)	11.475	6738	80,000.00	---	---	80,000.00
TRAUMA CENTERS (Fund 0142)	11.475	6742	20,000,000.00	---	---	20,000,000.00
PAGER PILOT (Fund 0142)	11.475	6744	60,000.00	40,000.00	---	20,000.00
PHARMACY (Fund 0144)	11.430	5586	61,984,630.00	56,902,315.36	---	5,082,314.64
HEALTH CARE ACCESS (Fund 0144)	11.490	5724	89,128.00	75,307.63	---	13,820.37
CHILDREN'S HLTH INS PRGM (Fund 0144)	11.495	5725	201,394.00	201,394.00	---	---
STATE MEDICAL (Fund 0144)	11.550	5726	846,090.00	---	---	846,090.00
NFRA FEDERAL (Fund 0196)	11.530	1606	184,999,999.00	175,671,758.31	---	9,328,240.69
NURSING FAC FED REIMB AL (Fund 0196)	11.530	1789	1.00	---	---	1.00
NURSING FACILITIES (Fund 0196)	11.460	5654	8,072,284.00	1,072,284.00	---	7,000,000.00
MEDICAID SUPP POOL (Fund 0196)	11.555	6645	181,500.00	181,500.00	---	---

DEPARTMENT OF CORRECTIONS

POPULATION GROWTH POOL PS	09.045	1053	4,800,000.00	4,799,947.01	---	52.99
CORRECTIONS LEASING	13.090	1112	12,967,064.00	5,952,468.44	7,014,595.56	---
TREATMENT SUB ABUSE PS	09.425	1373	3,000,522.00	2,946,516.48	---	54,005.52
TREATMENT SUB ABUSE E&E	09.425	1453	5,328,894.00	5,164,611.57	---	164,282.43
WORKFORCE READINESS E&E	09.425	1454	100,242.00	97,783.10	---	2,458.90
TREATMENT SVS TOXIC E&E	09.425	1458	961,969.00	959,460.08	---	2,508.92
MEDICAL SERVICES E&E	09.405	2778	80,298,512.00	80,298,511.09	---	0.91
MEDICAL EQUIPMENT E&E	09.415	2782	244,000.00	187,696.60	---	56,303.40
EDUCATION ACADEMIC PS	09.425	3742	8,530,224.00	7,081,174.01	---	1,449,049.99
EDUCATION ACADEMIC E&E	09.425	3743	4,180,172.00	3,857,195.24	---	322,976.76
EDUCATION HOURLY PS	09.425	3744	200,956.00	23,253.99	---	177,702.01
FUEL AND UTILITIES	09.020	4280	21,093,042.00	21,092,142.80	---	899.20
	& 14.155					
FOOD PURCHASES	09.030	4286	24,365,372.00	23,878,840.33	---	486,531.67
POPULATION GRWTH POOL E&E	09.045	5173	6,426,091.00	5,718,217.46	---	707,873.54
TELECOMMUNICATIONS	09.055	5680	2,837,118.00	2,795,703.14	---	41,414.86
MEDICAL SERVICES PS	09.405	5965	3,365,714.00	2,017,109.98	---	1,348,604.02
STATEWIDE MTN REPAIR (Fund 0124)	20.100	0288	158,478.00	122,965.20	35,512.80	---
OPERATIONAL M&R (Fund 0124)	09.035	3404	1,218,750.00	1,217,552.33	---	1,197.67
DC STATEWIDE EMERGENCY (Fund 0124)	16.020	4677	31,564.00	31,551.00	13.00	---
DC STATEWIDE HAZ MATERIAL (Fund 0124)	16.025	4679	47,483.00	37,872.00	9,611.00	---
DC STATEWIDE UNPROGRAMMED (Fund 0124)	20.130	4680	13,446.00	8,853.13	4,592.87	---
DC STATEWIDE ROOF (Fund 0124)	20.135	4684	27,854.00	27,504.00	350.00	---
DC STATEWIDE M&R (Fund 0124)	20.140	4687	746,257.00	433,042.03	313,214.97	---
STATEWIDE M&R YR1 (Fund 0124)	18.027	6759	841,295.00	306,470.64	534,824.36	---
STATEWIDE M&R YR2 (Fund 0124)	18.027	6760	12,019,243.00	---	12,019,243.00	---
<u>Office of the Director</u>						
OD STAFF PS	09.005	4774	2,525,161.00	2,475,683.95	---	49,477.05
OD STAFF E&E	09.005	4775	172,789.00	168,226.69	---	4,562.31
REENTRY PROGRAM PS	09.005	5955	105,000.00	49,396.79	---	55,603.21
REENTRY PROGRAM E&E	09.005	5956	15,000.00	13,712.97	---	1,287.03
REENTRY PROGRAM CONTRACTS	09.005	5957	400,000.00	201,740.44	---	198,259.56
INFORMATION SYSTEMS PS	09.050	8104	2,031,486.00	2,031,178.68	---	307.32
INFORMATION SYSTEMS E&E	09.050	8105	3,848,236.00	3,806,094.82	---	42,141.18
<u>Division of Human Services</u>						
DHS STAFF PS	09.060	1512	5,360,410.00	5,252,749.53	---	107,660.47
DHS STAFF E&E	09.060	1514	222,845.00	214,196.61	---	8,648.39
EMPLOYEE HEALTH & SAFETY	09.075	1658	580,711.00	575,524.64	---	5,186.36

**STATE OF MISSOURI
SUMMARY OF APPROPRIATION ACTIVITY
GENERAL FUND - GENERAL REVENUE FUNDS
FOR THE APPROPRIATION YEAR 2004**

	H.B. No.	Appr. No.	Appropriations	Expenditures and Transfers Out	Biennial Rollovers to 2005	Lapse of Appropriations
GENERAL SERVICES PS	09.065	2773	1,463,035.00	959,310.62	---	503,724.38
GENERAL SERVICES E&E	09.065	2774	1,609,530.00	1,534,023.21	---	75,506.79
STAFF TRAINING	09.070	6024	1,596,715.00	1,482,870.53	---	113,844.47
<u>Division of Offender Rehabilitative Services</u>						
DORS STAFF PS	09.400	6097	1,773,702.00	1,511,875.33	---	261,826.67
DORS STAFF E&E	09.400	6098	68,989.00	66,658.26	---	2,330.74
<u>Division of Adult Institutions</u>						
EASTERN R&D CORR CTR PS	09.235	0673	21,542,049.00	17,546,357.59	---	3,995,691.41
EASTERN R&D CORR CTR E&E	09.235	0674	1,127,972.00	1,120,003.02	---	7,968.98
OFFICERS CLOTHING	09.115	1356	749,151.00	748,394.23	---	756.77
VEHICLE REPLACEMENT	09.115	1357	1.00	---	---	1.00
INMATE CLOTHING	09.115	1367	2,050,000.00	2,043,134.52	---	6,865.48
INSTITUT COMM PURCHASES	09.115	1368	1,593,924.00	1,577,881.72	---	16,042.28
SOUTH CENTRL CORR CTR PS	09.245	1973	10,921,553.00	10,198,624.82	---	722,928.18
FARMINGTON BOOTCAMP PS	09.180	2308	525,622.00	511,101.14	---	14,520.86
FARMINGTON BOOTCAMP E&E	09.180	2309	133,836.00	133,040.31	---	795.69
WESTERN R&D CORR CTR PS	09.215	2312	15,273,749.00	14,309,233.62	---	964,515.38
MARYVILLE TREATMT CENTER	09.220	2639	6,305,394.00	5,754,212.08	---	551,181.92
PUBLIC SCHOOL RETIREMENT	09.040	2784	1,792.00	---	---	1,792.00
SOUTH EAST CORR CTR PS	09.250	3078	11,544,116.00	10,375,708.95	---	1,168,407.05
SOUTH EAST CORR CTR E&E	09.250	3079	300,695.00	299,435.15	---	1,259.85
CROSSROADS CORR CTR	09.225	3740	10,392,676.00	9,737,686.65	---	654,989.35
DOC STWIDE PRISON CONST	16.140	3820	712,913.00	372,139.50	340,773.50	---
MISSOURI EASTERN CORR CTR	09.155	4069	6,713,997.00	6,309,860.85	---	404,136.15
NORTHEAST CORR CTR	09.230	4127	14,302,224.00	13,409,478.80	---	892,745.20
CHILLICOTHE CORR CTR	09.160	4276	4,175,398.00	3,884,633.03	---	290,764.97
JEFFERSON CITY CORR CTR	09.125	4290	18,230,110.00	15,656,727.56	---	2,573,382.44
CENTRAL MISSOURI CORR CTR	09.130	4292	7,852,694.00	6,964,364.21	---	888,329.79
WOMENS EASTERN R&D	09.135	4294	10,755,766.00	10,091,442.33	---	664,323.67
OZARK CORR CTR	09.140	4296	4,434,205.00	4,080,507.18	---	353,697.82
TIPTON CORR CTR	09.210	4298	10,204,969.00	9,503,455.02	---	701,513.98
MOBERLY CORR CTR	09.145	4300	10,625,946.00	9,987,205.70	---	638,740.30
ALGOA CORR CTR	09.150	4302	8,498,626.00	7,826,672.75	---	671,953.25
DAI STAFF PS	09.100	4783	1,749,266.00	1,402,988.12	---	346,277.88
DAI STAFF E&E	09.100	4786	185,365.00	182,825.43	---	2,539.57

ST LOUIS COMM RELEASE CTR	09.505	4795	3,726,154.00	3,344,623.78	---	381,530.22	
KC COMM RELEASE CTR	09.510	4797	2,218,092.00	1,912,832.33	---	305,259.67	
BOONVILLE CORR CTR	09.165	5260	8,335,631.00	7,603,560.59	---	732,070.41	
WAGE & DISCHARGE COSTS	09.110	5514	3,757,194.00	3,709,162.27	---	48,031.73	
JEFF CITY CORR CTR E&E	09.125	6167	533,149.00	531,735.36	---	1,413.64	
FARMINGTON CORR CTR	09.170	6284	14,827,447.00	14,030,150.17	---	797,296.83	
FARMINGTON CORR BPB PS	09.175	6788	1,264,494.00	1,110,147.77	---	154,346.23	
FARMINGTON CORR BPB E&E	09.175	6789	175,547.00	175,493.02	---	53.98	
FULTON RCP & DGN CORR CTR	09.200	7052	8,464,337.00	8,294,307.80	---	170,029.20	
FULTON R&D CORR BPB PS	09.205	7508	580,545.00	496,816.35	---	83,728.65	
FULTON R&D CORR BPB E&E	09.205	7528	48,533.00	48,532.05	---	0.95	
WESTERN MO CORR CTR	09.185	8113	15,490,928.00	13,725,836.61	---	1,765,091.39	
POTOSI CORR CTR	09.190	8115	9,306,791.00	8,827,605.24	---	479,185.76	
FUEL AND UTILITIES/BPB	09.025	8417	2,568,750.00	2,568,749.99	---	0.01	
INSTITUTIONAL E&E POOL	09.115	9860	13,967,704.00	13,877,665.88	---	90,038.12	
ACC ELECTRICAL STUDY (Fund 0124)	20.200	4782	50,301.00	39,948.44	10,352.56	---	
ACC NEW ELECTRIC SWITCHES (Fund 0124)	20.200	4784	60,886.00	60,032.38	853.62	---	
ACC PERIMETER ALARMS (Fund 0124)	20.200	4785	145,652.00	74,437.75	71,214.25	---	
ACC REPLACE STEAM LINES (Fund 0124)	20.200	4787	35,695.00	---	35,695.00	---	
FCC NEW BOILERS (Fund 0124)	20.205	4791	80,777.00	79,220.76	1,556.24	---	
FCC REPLACE ROOFS (Fund 0124)	20.205	4792	451,093.00	441,673.58	9,419.42	---	
MECC CONTROL CONSOLE (Fund 0124)	16.145	4793	1,725.00	---	1,725.00	---	
MECC REPLACE ALARM SYSTEM (Fund 0124)	16.145	4794	215,837.00	208,960.75	6,876.25	---	
MECC UNITS CONTROL PANELS (Fund 0124)	16.145	4796	573,478.00	424,595.57	148,882.43	---	
MCC REPAIR LAGOON (Fund 0124)	20.210	4800	633,756.00	40,924.13	592,831.87	---	
MCC REPLACE HEAT SYSTEM (Fund 0124)	20.210	4801	99,881.00	1,923.44	97,957.56	---	
WRDCC REPLACE BOILER (Fund 0124)	20.215	4804	441,618.00	353,776.97	87,841.03	---	
<u>Division of Probation and Parole</u>							
COMM SENTENCING ALLOWANC	09.515	1459	93,008.00	83,873.36	---	9,134.64	
RESIDENTIAL TRTMNT FAC	09.515	1463	2,007,651.00	1,938,810.05	---	68,840.95	
COMMUNITY TREATMNT	09.515	1464	732,402.00	662,311.52	---	70,090.48	
DOC COMMAND CENTER E&E	09.515	1465	4,359.00	4,198.83	---	160.17	
P&P STAFF PS	09.500	1738	56,812,616.00	55,025,031.42	---	1,787,584.58	
P&P STAFF E&E	09.500	1742	5,900,797.00	5,818,099.88	---	82,697.12	
DOC COMMAND CENTER PS	09.515	2646	363,275.00	354,716.27	---	8,558.73	
LOCAL SENTENCING INTIAT	09.515	3746	3,328,500.00	3,027,509.38	---	300,990.62	
ELECTRONIC MONITORING	09.515	9715	406,911.00	406,911.00	---	---	
Subtotals			<u>6,477,346,543.00</u>	<u>6,074,562,816.82</u>	<u>89,893,821.40</u>	<u>312,889,904.78</u>	

STATE OF MISSOURI
SUMMARY OF APPROPRIATION ACTIVITY
GENERAL FUND - GENERAL REVENUE FUNDS
FOR THE APPROPRIATION YEAR 2004

	H.B. No.	Appr. No.	Appropriations	Expenditures and Transfers Out	Biennial Rollovers to 2005	Lapse of Appropriations
Appropriated Transfers Out To:						
Fourth State Building Bond and Interest - Series A 2002 Fund (0202)	01.025	T001	7,269,432.00	6,996,002.26	---	273,429.74
Fourth State Building Bond and Interest - Series A 1995 Fund (0240)	01.025	T001	2,535,900.00	1,745,025.65	---	790,874.35
Fourth State Building Bond and Interest - Series A 1996 Fund (0241)	01.025	T001	4,175,625.00	---	---	4,175,625.00
Fourth State Building Bond and Interest - Series A 1998 Fund (0242)	01.025	T001	3,472,413.00	3,398,580.14	---	73,832.86
Water Pollution Control Bond and Interest - Series B 2002 Fund (0200)	01.035	T002	12,536,019.00	10,363,357.86	---	2,172,661.14
Water Pollution Control Bond and Interest - Series A 2003 Fund (0203)	01.035	T002	11,018,135.00	4,593,637.16	---	6,424,497.84
Water Pollution Control Bond and Interest - Series A 2002 Fund (0231)	01.035	T002	987,647.00	964,752.77	---	22,894.23
Water Pollution Control Bond and Interest - Series A 1995 Fund (0235)	01.035	T002	1,016,500.00	698,156.78	---	318,343.22
Water Pollution Control Bond and Interest - Series A 1996 Fund (0236)	01.035	T002	1,167,513.00	---	---	1,167,513.00
Water Pollution Control Bond and Interest - Series A 1998 Fund (0237)	01.035	T002	2,429,144.00	2,377,396.46	---	51,747.54
Water Pollution Control Bond and Interest - Series A 1999 Fund (0238)	01.035	T002	1,472,302.00	1,440,851.57	---	31,450.43
Water Pollution Control Bond and Interest - Series A 2001 Fund (0244)	01.035	T002	1,439,563.00	1,409,725.92	---	29,837.08
Stormwater Control Bond and Interest - Series A 2002 Fund (0239)	01.050	T003	990,213.00	978,780.47	---	11,432.53
Stormwater Control Bond and Interest - Series A 1999 Fund (0243)	01.050	T003	1,472,302.00	1,440,851.59	---	31,450.41
Stormwater Control Bond and Interest - Series A 2001 Fund (0245)	01.050	T003	719,620.00	704,665.41	---	14,954.59
Third State Building Bond Interest and Sinking - Series A 2002 Fund (0201)	01.060	T004	34,509,750.00	20,534,599.84	---	13,975,150.16
Third State Building Bond Interest and Sinking - Series A 20033 Fund (0204)	01.060	T004	16,321,030.00	10,586,773.83	---	5,734,256.17
State School Money Fund (0616)	02.305	T005	1,837,494,202.00	1,837,494,202.00	---	---
Outstanding Schools Trust Fund (0287)	02.315	T008	394,400,000.00	394,400,000.00	---	---

Academic Scholarship Fund (0840)	03.040	T010	15,787,000.00	15,787,000.00	---	---
Student Grant Fund (0839)	03.050	T011	15,578,436.00	15,578,436.00	---	---
Missouri College Guarantee Fund (0858)	03.060	T015	425,000.00	425,000.00	---	---
Advantage Missouri Trust Fund (0856)	03.070	T016	629,000.00	410,000.00	---	219,000.00
Marguerite Ross Barnett Scholarship Fund (0131)	03.090	T017	425,000.00	425,000.00	---	---
Debt Offset Escrow Fund (0753)	04.115	T270	10,577,484.00	10,577,416.62	---	67.38
State Transportation Fund (0675)	04.245	T276	3,765,589.00	3,652,621.00	---	112,968.00
State Facility Maintenance and Operation (Fund 0501)	05.465	T281	19,785,374.00	18,955,841.00	---	829,533.00
General Revenue Fund (0101)	05.475	T283	81,528.00	54,228.00	---	27,300.00
General Revenue Fund (0101)	05.495	T285	54,187.00	53,662.32	---	524.68
State Legal Expense Fund (0692)	05.505	T286	4,300,000.00	4,250,456.51	---	49,543.49
Social Security Contributions Fund (0702)	05.095	T291	72,052,691.00	71,896,017.60	---	156,673.40
Social Security Contributions Fund (0702)	05.095	T292	6,200.00	4,280.71	---	1,919.29
Social Security Contributions Fund (0702)	05.095	T293	656,697.00	555,784.50	---	100,912.50
State Retirement Contributions Fund (0701)	05.115	T295	117,803,771.00	114,890,620.53	---	2,913,150.47
State Retirement Contributions Fund (0701)	05.115	T296	240,510.00	6,173.70	---	234,336.30
State Retirement Contributions Fund (0701)	05.115	T297	895,623.00	763,348.19	---	132,274.81
Missouri State Employees' Deferred Compensation Incentive Plan Administration Fund (0706)	05.140	T298	6,453,442.00	5,467,498.84	---	985,943.16
Missouri State Employees' Deferred Compensation Incentive Plan Administration Fund (0706)	05.140	T299	462.00	450.00	---	12.00
Missouri State Employees' Deferred Compensation Incentive Plan Administration Fund (0706)	05.140	T300	79,160.00	59,726.69	---	19,433.31
Missouri Consolidated Health Care Plan Benefit Fund (0765)	05.170	T302	197,866,576.00	197,551,796.64	---	314,779.36
Missouri Consolidated Health Care Plan Benefit Fund (0765)	05.170	T303	8,520.00	8,516.95	---	3.05
Missouri Consolidated Health Care Plan Benefit Fund (0765)	05.170	T304	2,013,543.00	1,343,351.63	---	670,191.37
Missouri Water Development Fund (0174)	05.050	T305	550,000.00	550,000.00	---	---
State Elections Subsidy Fund (0686)	05.080	T306	4,296,000.00	4,014,000.00	---	282,000.00
Missouri Supplemental Tax Increment Financing Fund (0848)	07.050	T352	3,204,642.00	1,702,068.84	---	1,502,573.16
Business Extension Service Team Fund (0280)	07.025	T353	300,000.00	291,000.00	---	9,000.00
Missouri Technology Investment Fund (0172)	07.025	T354	3,405,526.00	3,303,360.00	---	102,166.00
Missouri Job Development Fund (0600)	07.035	T355	8,849,422.00	8,583,939.00	---	265,483.00
Division of Tourism Supplemental Revenue Fund (0274)	07.125	T359	15,067,743.00	14,615,711.00	---	452,032.00
General Revenue Fund (0101)	10.055	T410	2,700,000.00	2,700,000.00	---	---

**STATE OF MISSOURI
SUMMARY OF APPROPRIATION ACTIVITY
GENERAL FUND - GENERAL REVENUE FUNDS
FOR THE APPROPRIATION YEAR 2004**

	H.B. No.	Appr. No.	Appropriations	Expenditures and Transfers Out	Biennial Rollovers to 2005	Lapse of Appropriations
Federal Reimbursement Allowance Fund (0142)	11.505	T412	237,933,816.00	237,933,816.00	---	---
General Revenue Fund (0101)	11.510	T413	237,933,816.00	237,933,816.00	---	---
Nursing Facility Federal Reimbursement Allowance Fund (0196)	11.515	T414	120,000,000.00	105,907,074.00	---	14,092,926.00
General Revenue Fund (0101)	11.520	T415	120,000,000.00	105,907,074.00	---	14,092,926.00
Nursing Facility Quality of Care Fund (0271)	11.525	T416	1,500,000.00	1,500,000.00	---	---
Abandoned Fund Account Fund (0863)	12.180	T418	1.00	---	---	1.00
Missouri Investment Trust Fund (9998)	12.195	T419	1,000,000.00	---	---	1,000,000.00
Attorney General's Court Costs Fund (0603)	12.240	T423	165,600.00	165,600.00	---	---
Attorney General's Anti-Trust Fund (0666)	12.250	T424	69,000.00	69,000.00	---	---
State Facility Maintenance and Operation Fund (0501)	13.140	T426	2.00	---	2.00	---
Office of Administration Revolving Administrative Trust Fund (0505)	20.290	T435	1,350,947.00	1,350,947.00	---	---
Office of Administration Revolving Administrative Trust Fund (0505)	20.295	T439	554,776.00	554,776.00	---	---
Single-Purpose Animal Facilities Loan Guarantee Fund (0409)	17.035	T459	1.00	---	1.00	---
Single-Purpose Animal Facilities Loan Guarantee Fund (0409)	17.045	T460	1.00	---	1.00	---
Single-Purpose Animal Facilities Loan Guarantee Fund (0409)	17.055	T461	1.00	---	1.00	---
Agricultural Product Utilization and Business Development Loan Guarantee Fund (0411)	17.065	T462	35,327.00	35,325.21	1.79	---
Office of Administration Revolving Administrative Trust Fund (0505)	05.440	T466	1,595,062.00	1,523,350.00	---	71,712.00
General Revenue Fund (0101)	05.445	T468	8,624.00	8,323.00	---	301.00
Labor and Industrial Relations Administrative Fund (0122)	07.805	T470	453,371.00	439,770.00	---	13,601.00
Judiciary Education and Training Fund (0847)	12.325	T524	1,455,363.00	1,455,363.00	---	---
Elderly Home-Delivered Meals Trust Fund (0296)	04.145	T526	91,210.00	91,198.58	---	11.42
Veterans Trust Fund (0579)	04.145	T527	86,757.00	86,714.00	---	43.00
Children's Trust Fund (0694)	04.145	T528	162,460.00	156,372.53	---	6,087.47
Missouri National Guard Trust Fund (0900)	04.145	T529	33,147.00	33,121.61	---	25.39
General Revenue Fund (0101)	05.335	T538	270,000,001.00	270,000,000.00	---	1.00
Budget Reserve Fund (0100)	05.340	T539	270,000,001.00	270,000,000.00	---	1.00

Public Safety Fund (0152)	05.355	T540	10,923.00	10,906.28	---	16.72
State Road Fund (0320)	05.355	T540	12,662.00	12,641.73	---	20.27
Working Capital Revolving Fund (0510)	05.355	T540	180,554.00	180,271.00	---	283.00
Insurance Examiners Fund (0552)	05.355	T540	25,243.00	25,204.15	---	38.85
Conservation Commission Fund (0609)	05.355	T540	16,523.00	16,497.55	---	25.45
Parks Sales Tax Fund (0613)	05.355	T540	1,353.00	1,351.60	---	1.40
Blind Pension Fund (0621)	05.355	T540	69.00	68.22	---	0.78
Safe Highways and Transportation Department Fund (0644)	05.355	T540	54,268.00	54,182.62	---	85.38
Elementary and Secondary Education Fund (0105)	05.360	T542	39,895.00	39,893.14	---	1.86
General Revenue Fund (0101)	12.205	T548	41,306.00	41,304.22	---	1.78
Budget Reserve Fund (0100)	05.345	T550	4,000,000.00	692,180.83	---	3,307,819.17
Facilities Maintenance Reserve Fund (0124)	05.330	T554	3,519,458.00	3,519,458.00	---	---
Department of Economic Development - Community Development Block Grant (0123)	05.335	T566	3,600.00	3,600.00	---	---
Intergovernmental Transfer Fund (0139)	05.335	T566	7,920,000.00	7,920,000.00	---	---
Federal Reimbursement Allowance Fund (0142)	05.335	T566	6,000,000.00	6,000,000.00	---	---
Mental Health Intergovernmental Transfer Fund (0147)	05.335	T566	8,859,080.00	8,859,074.00	---	6.00
Public Safety Fund (0152)	05.335	T566	85,000.00	85,000.00	---	---
MCSAP/Division of Transportation Fund (0185)	05.335	T566	200,000.00	200,000.00	---	---
Missouri Senior Rx Fund (0734)	05.335	T566	5,300,000.00	5,300,000.00	---	---
Budget Reserve Fund (0100)	05.340	T567	13,920,000.00	13,920,000.00	---	---
Budget Reserve Fund (0100)	05.345	T568	6,337.00	6,335.69	---	1.31
Missouri Qualified Fuel Ethanol Producer Incentive Fund (0571)	06.010	T569	3,216,697.00	3,120,196.00	---	96,501.00
Budget Reserve Fund (0100)	05.350	T571	1.00	---	---	1.00
General Revenue Fund (0101)	05.350	T572	25,439,152.00	25,439,152.00	---	---
Facilities Maintenance Reserve Fund (0124)	20.300	T575	14,521,308.00	14,521,308.00	---	---
Office of Administration Revolving Administrative Trust Fund (0505)	20.305	T577	5,411,356.00	5,411,356.00	---	---
Pharmacy Reimbursement Allowance Fund (0144)	11.435	T634	30,000,000.00	24,024,472.00	---	5,975,528.00
General Revenue Fund (0101)	11.440	T635	30,000,000.00	24,024,472.00	---	5,975,528.00
Missouri Supplemental Tax Increment Financing Fund (0848)	17.340	T638	2,099,036.00	36,404.92	2,062,631.08	---
General Revenue Fund (0101)	05.030	T649	775,226.00	775,226.00	---	---
General Revenue Fund (0101)	05.030	T651	5,392.00	5,392.00	---	---
General Revenue Fund (0101)	05.030	T658	358,793.00	358,792.00	---	1.00
General Revenue Fund (0101)	05.030	T659	9,296.00	9,296.00	---	---
General Revenue Fund (0101)	05.030	T660	1,695.00	---	---	1,695.00
General Revenue Fund (0101)	05.030	T661	245,751.00	245,751.00	---	---
General Revenue Fund (0101)	05.030	T662	344.00	343.00	---	1.00
General Revenue Fund (0101)	05.030	T663	40.00	40.00	---	---

**STATE OF MISSOURI
SUMMARY OF APPROPRIATION ACTIVITY
GENERAL FUND - GENERAL REVENUE FUNDS
FOR THE APPROPRIATION YEAR 2004**

	H.B. No.	Appr. No.	Appropriations	Expenditures and Transfers Out	Biennial Rollovers to 2005	Lapse of Appropriations
General Revenue Fund (0101)	05.030	T761	571.00	571.00	---	---
General Revenue Fund (0101)	05.030	T795	6,219.00	6,219.00	---	---
General Revenue Fund (0101)	05.030	T811	2,580.00	2,580.00	---	---
General Revenue Fund (0101)	05.030	T815	9,626.00	9,626.00	---	---
Drug Court Resources Fund (0733)	12.377	T884	2,196,500.00	2,196,500.00	---	---
Missouri Supplemental Tax Increment Financing Fund (0848)	17.355	T909	738,612.00	---	738,612.00	---
Facilities Maintenance Reserve Fund (0124)	18.160	T932	37,147,542.00	37,147,542.00	---	---
Facilities Maintenance Reserve Fund (0124)	18.165	T933	46,652,542.00	113,323.00	46,539,219.00	---
State Property Preservation Fund (0128)	05.512	T945	1.00	---	---	1.00
Office of Administration Revolving Administrative Trust Fund (0505)	18.175	T953	14,401.00	7,536.00	6,865.00	---
General Revenue Fund (0101)	05.360	T954	975,817.00	972,161.00	---	3,656.00
Single-Purpose Animal Facilities Loan Guarantee Fund (0409)	14.060	T959	1.00	---	---	1.00
Agricultural Product Utilization and Business Development Loan Guarantee Fund (0411)	14.070	T960	1.00	---	---	1.00
Children's Trust Fund (0694)	14.043	T976	3,000.00	---	---	3,000.00
Subtotals			<u>4,357,743,491.00</u>	<u>4,219,072,534.86</u>	<u>49,347,333.87</u>	<u>89,323,622.27</u>
Court Ordered Desegregation Payments (Note 4)						
Construction and site acquisition costs to accommodate any reasonably anticipated net enrollment increase caused by any reduction or elimination of the voluntary transfer plan as approved by the United States Court of the Eastern District of Missouri pursuant to Senate Bill 781 (1998)	02.010	0944	16,500,000.00	16,500,000.00	---	---
Totals			<u>\$ 10,851,590,034.00</u>	<u>\$ 10,310,135,351.68</u>	<u>\$ 139,241,155.27</u>	<u>\$ 402,213,527.05</u>

**STATE OF MISSOURI
SUMMARY OF APPROPRIATION ACTIVITY
GENERAL FUND - FEDERAL FUNDS
FOR THE APPROPRIATION YEAR 2004**

	H.B. No.	Appr. No.	Appropriations	Expenditures and Transfers Out	Biennial Rollovers to 2005	Lapse of Appropriations
<u>JUDICIARY</u>						
Supreme Court Fund (0137) JUDICIARY LEASING	13.130	6084	\$ 63,026.00	\$ 28,512.00	\$ 34,514.00	\$ ---
<u>Judicial Proceedings and Review</u>						
Supreme Court Fund (0137) JUD PROCEED & REVIEW PS	12.303	6755	430,000.00	151,102.49	---	278,897.51
<u>Office of State Court Administrator</u>						
Supreme Court Fund (0137) COURT IMPROVE PROJ E&E	12.315	0734	11,686,908.00	3,056,920.88	---	8,629,987.12
COURT IMPROVE PROJ PS	12.315	8378	1,870,269.00	1,443,558.59	---	426,710.41
<u>Circuit Courts</u>						
Third Party Liability Collections Fund (0120) CIRCUIT PERSONNEL PS	12.355	3754	219,873.00	148,564.37	---	71,308.63
CIRCUIT PERSONNEL E&E	12.355	3805	128,039.00	124,116.06	---	3,922.94
Supreme Court Fund (0137) CIRCUIT PERSONNEL PS	12.355	0950	1,255,619.00	439,764.42	---	815,854.58
CIRCUIT PERSONNEL E&E	12.355	2003	289,661.00	---	---	289,661.00
DRUG COURTS E&E	12.380	6094	1,125,000.00	1,106,877.47	---	18,122.53
<u>Public Defender - Federal Grants</u>						
Office of the State Public Defender Fund (0112) GRANTS	12.400	4006	125,000.00	---	---	125,000.00
<u>EXECUTIVE</u>						
<u>Secretary of State</u>						
Secretary of State Fund (0195) FED AID PUBLIC LIBRARY	12.115	4199	3,595,893.00	2,401,176.63	---	1,194,716.37
<u>Elections</u>						
Election Admin Improvement Fund (0157) FED ELECTION REFORM	12.075	6684	17,363,078.00	158,951.98	---	17,204,126.02

Record Services

Secretary of State Records Fund (0150)							
FEDERAL GRANTS	12.080	3132	198,002.00	3,677.70	---	---	194,324.30
FEDERAL GRANTS	17.415	6201	10,000.00	1,063.10	8,936.90	---	---
National Endowment for the Humanities Save America's Treasures Fund (0151)							
DOC PRESERVATION GRANTS	12.085	5932	232,511.00	---	---	---	232,511.00
DOC PRESERVATION GRANTS	17.420	6204	80,000.00	---	80,000.00	---	---

Library Services

Secretary of State Fund (0195)							
SEC OF STATE PS	12.045	4193	511,242.00	390,374.07	---	---	120,867.93
SEC OF STATE E&E	12.045	4194	227,574.00	103,223.14	---	---	124,350.86

State Auditor

State Auditor Fund (0115)							
STATE AUDITOR PS	12.150	4508	465,232.00	199,342.50	---	---	265,889.50
STATE AUDITOR E&E	12.150	4509	44,967.00	10,005.08	---	---	34,961.92

Attorney General

Attorney General Fund (0136)							
DOMESTIC VIOLENCE	12.215	2885	100,000.00	---	---	---	100,000.00
ATTORNEY GENERAL	13.125	3186	24,360.00	7,500.00	16,860.00	---	---
MEDICAID FRAUD UNIT PS	12.225	4025	731,139.00	489,031.93	---	---	242,107.07
MEDICAID FRAUD UNIT E&E	12.225	4026	776,170.00	---	---	---	776,170.00
ATTORNEY GENERAL PS	12.210	4057	1,405,134.57	1,181,209.14	---	---	223,925.43
ATTORNEY GENERAL E&E	12.210	4058	583,387.00	237,724.74	---	---	345,662.26
Social Services and Other Sources Fund (0610)							
ATTORNEY GENERAL PS	12.210	5967	0.43	---	---	---	0.43

Missouri Office of Prosecution Services

Attorney General Fund (0136)							
OFFICE OF PROS SVS PS	12.230	2019	123,248.00	36,528.50	---	---	86,719.50
OFFICE OF PROS SVS E&E	12.230	2318	930,900.00	170,744.39	---	---	760,155.61

OFFICE OF ADMINISTRATION

Office of Administration Fund (0135)							
STATE SECURITY OFCR PS	05.560	6317	177,576.00	---	---	---	177,576.00
STATE SECURITY OFCR E&E	05.560	6318	37,125.00	---	---	---	37,125.00
DSS OMBUDSMAN PS	05.535	6323	62,869.00	31,518.29	---	---	31,350.71
DSS OMBUDSMAN E&E	05.535	6324	71,265.00	9,356.44	---	---	61,908.56

Commissioner's Office

Office of Administration Fund (0135)							
REFUND FLOOD CONTROL	05.040	0132	1,050,556.00	1,050,554.67	---	---	1.33
REFUND NATIONAL FOREST	05.045	0133	2,816,400.00	2,816,359.30	---	---	40.70
INTERGOVT COOPERATION	05.075	5926	250,000.00	---	---	---	250,000.00

**STATE OF MISSOURI
SUMMARY OF APPROPRIATION ACTIVITY
GENERAL FUND - FEDERAL FUNDS
FOR THE APPROPRIATION YEAR 2004**

	H.B. No.	Appr. No.	Appropriations	Expenditures and Transfers Out	Biennial Rollovers to 2005	Lapse of Appropriations
<u>Division of Accounting</u>						
Vocational Rehabilitation Fund (0104)						
UNEMPLOYMENT BENEFITS	05.160	5979	10,000.00	9,614.93	---	385.07
TEACHER RETIREMENT CONTR	05.130	9852	520,000.00	184,027.09	---	335,972.91
Elementary and Secondary Education Fund (0105)						
UNEMPLOYMENT BENEFITS	05.160	5980	15,000.00	10,647.36	---	4,352.64
TEACHER RETIREMENT CONTR	05.130	9857	540,000.00	155,855.22	---	384,144.78
State Auditor Fund (0115)						
UNEMPLOYMENT BENEFITS	05.160	6333	7,000.00	6,570.93	---	429.07
Higher Education Fund (0116)						
UNEMPLOYMENT BENEFITS	05.160	6335	100.00	17.89	---	82.11
Labor and Industrial Relations Administrative Fund (0122)						
UNEMPLOYMENT BENEFITS	05.160	6145	2,000.00	391.14	---	1,608.86
Corrections Fund (0130)						
UNEMPLOYMENT BENEFITS	05.160	6796	5,000.00	1,768.73	---	3,231.27
Attorney General Fund (0136)						
UNEMPLOYMENT BENEFITS	05.160	5981	17,100.00	2,235.71	---	14,864.29
Supreme Court Fund (0137)						
UNEMPLOYMENT BENEFITS	05.160	5982	9,000.00	4,330.86	---	4,669.14
Natural Resources Fund (0140)						
UNEMPLOYMENT BENEFITS	05.160	6336	6,500.00	4,540.23	---	1,959.77
Health Fund (0143)						
UNEMPLOYMENT BENEFITS	05.160	5983	60,000.00	57,202.81	---	2,797.19
Mental Health Fund (0148)						
UNEMPLOYMENT BENEFITS	05.160	5984	40,000.00	33,354.67	---	6,645.33
Transportation - Highway Safety Fund (0149)						
UNEMPLOYMENT BENEFITS	05.160	6339	500.00	82.00	---	418.00
Public Safety Fund (0152)						
UNEMPLOYMENT BENEFITS	05.160	5985	15,000.00	2,153.33	---	12,846.67
Homeland Security Fund (0154)						
UNEMPLOYMENT BENEFITS	05.160	6668	403.00	---	---	403.00
Job Development and Training Fund (0155)						
UNEMPLOYMENT BENEFITS	05.160	5986	8,187.00	8,186.90	---	0.10
MCSAP/Division of Transportation Fund (0185)						
UNEMPLOYMENT BENEFITS	05.160	6970	6,000.00	---	---	6,000.00
Division of Labor Standards Fund (0186)						
UNEMPLOYMENT BENEFITS	05.160	6669	25,000.00	12,819.45	---	12,180.55

Assistive Technology Fund (0188)							
UNEMPLOYMENT BENEFITS	05.160	6670	200.00	69.59	---	---	130.41
Adjutant General Fund (0190)							
UNEMPLOYMENT BENEFITS	05.160	5987	68,481.00	68,480.22	---	---	0.78
Temporary Assistance for Needy Families Fund (0199)							
UNEMPLOYMENT BENEFITS	05.160	5988	5,000.00	562.97	---	---	4,437.03
Social Services and Other Sources Fund (0610)							
UNEMPLOYMENT BENEFITS	05.160	3176	273,685.00	273,684.12	---	---	0.88
TEACHER RETIREMENT CONTR	05.130	5172	10,000.00	2,763.53	---	---	7,236.47
Missouri Disaster Fund (0663)							
UNEMPLOYMENT BENEFITS	05.160	6899	5,000.00	---	---	---	5,000.00
Unemployment Compensation Administration Fund (0948)							
UNEMPLOYMENT BENEFITS	05.160	2242	60,000.00	10,243.73	---	---	49,756.27
<u>Division of Budget and Planning</u>							
Office of Administration Fund (0135)							
SPECIALIZED RESEARCH	05.370	3185	50,000.00	---	---	---	50,000.00
<u>Division of Facilities Management</u>							
Office of Administration Fund (0135)							
CONTINGENCY SHORTFALLS	13.145	3138	57,500.00	---	---	57,500.00	---
<u>Office of Information Technology</u>							
Office of Administration Fund (0135)							
INFO TECHNOLOGY E&E	05.560	5002	14,523,620.00	190,392.05	---	---	14,333,227.95
INFO TECHNOLOGY PS	05.560	5066	213,804.00	---	---	---	213,804.00
JUSTICE INTEGRATION PS	05.560	5204	845,955.00	---	---	---	845,955.00
JUSTICE INTEGRATION E&E	05.560	5205	440,250.00	---	---	---	440,250.00
JUSTICE INTEGRATION PS	17.025	5575	32,585.00	---	---	32,585.00	---
JUSTICE INTEGRATION E&E	17.025	5576	435,020.00	266,230.45	---	168,789.55	---
JUSTICE INTEGRATION PS	17.030	6368	845,955.00	---	---	845,955.00	---
JUSTICE INTEGRATION E&E	17.030	6369	7,901,788.00	---	---	7,901,788.00	---
CONTINUOUS OPERATIONS E&E	17.030	6370	600,000.00	---	---	600,000.00	---
NETWORK CONSOLIDATION	17.030	6371	600,000.00	---	---	600,000.00	---
<u>DEPARTMENT OF AGRICULTURE</u>							
Agriculture Fund (0133)							
REPLACEMENT VEHICLES	06.025	0540	42,330.00	42,330.00	---	---	---
<u>Office of Director</u>							
Agriculture Fund (0133)							
DIRECTOR'S OFFICE PS	06.005	0530	183,039.00	150,716.33	---	---	32,322.67
DIRECTOR'S OFFICE E&E	06.005	0531	1,172,604.00	260,840.27	---	---	911,763.73

**STATE OF MISSOURI
SUMMARY OF APPROPRIATION ACTIVITY
GENERAL FUND - FEDERAL FUNDS
FOR THE APPROPRIATION YEAR 2004**

	H.B. No.	Appr. No.	Appropriations	Expenditures and Transfers Out	Biennial Rollovers to 2005	Lapse of Appropriations
<u>Division of Animal Health</u>						
Agriculture Fund (0133)						
ANIMAL HEALTH ADMIN PS	06.060	0245	439,002.00	309,403.41	---	129,598.59
& 14.077						
ELECTRONIC ANIMAL ID SYST	06.060	0552	220,000.00	---	---	220,000.00
ANIMAL HEALTH ADMIN E&E	06.060	8829	431,209.00	415,873.00	---	15,336.00
& 14.077						
<u>Division of Grain Inspection and Warehousing</u>						
Agriculture Fund (0133)						
GRAIN REGULATORY SVS PS	06.075	6119	39,048.00	17,266.00	---	21,782.00
GRAIN REGULATORY SVS E&E	06.075	6120	47,480.00	7,423.47	---	40,056.53
<u>Division of Plant Industries</u>						
Agriculture Fund (0133)						
PLANT INDUSTRIES PRGM PS	06.085	0255	353,703.00	285,862.00	---	67,841.00
PLANT INDUSTRIES PRGM E&E	06.085	0259	525,748.00	364,113.70	---	161,634.30
GYPSY MOTH CNTRL PRGM	06.090	1825	100,000.00	13,052.85	---	86,947.15
<u>Division of Weights and Measures</u>						
Agriculture Fund (0133)						
WEIGHTS & MEASURES E&E	06.100	2572	1,967,977.00	216.31	---	1,967,760.69
WEIGHTS & MEASURES PS	06.100	6662	62,760.00	48,900.00	---	13,860.00
<u>Agric Business Development Division</u>						
Agriculture Fund (0133)						
AGRI BUSINESS DEV PS	06.030	5279	39,092.00	25,494.25	---	13,597.75
AGRI BUSINESS DEV E&E	06.030	5280	200,000.00	150,915.53	---	49,084.47
<u>Market Info & Outreach Division</u>						
Agriculture Fund (0133)						
AG AWARENESS PRGM	06.055	4375	25,000.00	2,969.96	---	22,030.04
MARKET INFO/OUTREACH PS	06.055	6053	37,956.00	10,326.65	---	27,629.35
<u>DEPARTMENT OF INSURANCE</u>						
MDI Fund (0192)						
HEALTH INSUR COUNSELING	07.715	0794	450,000.00	272,209.65	---	177,790.35

DEPARTMENT OF ECONOMIC DEVELOPMENT

Economic Development - Community Development
Block Grant (Administration) Fund (0123)

DED LEASING	13.055	1979	11,348.00	---	11,348.00	---
Job Development and Training Fund (0155)						
DED LEASING	13.055	1980	3,676,796.00	1,535,682.49	2,141,113.51	---
MCSAP/Division of Transportation Fund (0185)						
DED LEASING	13.055	1981	24,024.00	---	24,024.00	---

Administrative Services

Economic Development - Community Development
Block Grant (Administration) Fund (0123)

ADMINISTRATIVE SVS PS	07.005	1018	39,500.00	33,191.00	---	6,309.00
ADMINISTRATIVE SVS E&E	07.005	2275	5,000.00	293.58	---	4,706.42
Economic Development Fund (0129)						
ADMINISTRATIVE SVS PS	07.005	1017	43,346.00	---	---	43,346.00
ADMINISTRATIVE SVS E&E	07.005	2276	4,118.00	227.51	---	3,890.49
Job Development and Training Fund (0155)						
ADMINISTRATIVE SVS PS	07.005	1019	3,744,991.00	2,923,390.37	---	821,600.63
ADMINISTRATIVE SVS E&E	07.005	2172	1,996,076.00	545,153.33	---	1,450,922.67

Economic Development Agencies

Economic Development - Community Development
Block Grant (Pass-through) Fund (0118)

COMMUNITY DEV PRGM GRANTS	07.045	8310	34,000,000.00	33,331,767.83	---	668,232.17
Economic Development - Community Development Block Grant (Administration) Fund (0123)						
COMMUNITY DEV PRGM E&E	07.045	2182	411,983.00	131,823.85	---	280,159.15
COMMUNITY DEV PRGM PS	07.045	3639	553,133.00	398,915.38	---	154,217.62
BUSINESS PS	07.020	6250	65,943.00	46,335.03	---	19,607.97
BUSINESS E&E	07.020	6251	6,974.00	156.98	---	6,817.02
Economic Development Fund (0129)						
COMM DEV CORPS PROGRAM	07.045	1027	250,000.00	---	---	250,000.00
BUSINESS PS	07.020	6249	146,741.00	---	---	146,741.00
Economic Development - Missouri Council on the Arts Fund (0138)						
MO ARTS COUNCIL E&E	07.070	2188	699,021.00	278,069.67	---	420,951.33
MO ARTS COUNCIL PS	07.070	4357	256,715.00	192,437.69	---	64,277.31
Economic Development - Management Information Systems Fund (0141)						
MO MANF EXT PARTNERSHIP	07.020	3624	2,200,000.00	---	---	2,200,000.00
Job Development and Training Fund (0155)						
WORKFORCE DEVELOPMENT PS	07.100	0584	19,928,286.00	14,390,241.95	---	5,538,044.05
JOB TRAINING	07.105	0585	90,437,215.00	61,999,466.78	---	28,437,748.22
TAA & JTPA PROGRAMS	07.105	0594	7,289,644.00	7,289,643.14	---	0.86
WORKFORCE DEVELOPMENT E&E	07.100	2190	4,763,358.00	4,616,515.82	---	146,842.18

**STATE OF MISSOURI
SUMMARY OF APPROPRIATION ACTIVITY
GENERAL FUND - FEDERAL FUNDS
FOR THE APPROPRIATION YEAR 2004**

	H.B. No.	Appr. No.	Appropriations	Expenditures and Transfers Out	Biennial Rollovers to 2005	Lapse of Appropriations
Community Service Commission Fund (0197)						
MO COMMUNITY SVS COMM	07.045	2184	3,168,748.00	2,231,771.15	---	936,976.85
MO COMMUNITY SVS COMM PS	07.045	3642	165,741.00	105,135.49	---	60,605.51
<u>DEPARTMENT OF ELEMENTARY AND SECONDARY EDUCATION</u>						
Vocational Rehabilitation Fund (0104)						
DESE LEASING	13.005	1035	5,485,937.00	2,645,084.69	2,840,852.31	---
Elementary and Secondary Education Fund (0105)						
COMPUTER INFO SYSTEM	02.005	0908	3,000,000.00	---	---	3,000,000.00
DESE LEASING	13.005	1034	344,942.00	---	344,942.00	---
FED GRANTS & DONATIONS	02.055	4206	15,000,000.00	94,209.73	---	14,905,790.27
LANGUAGE ACQUISITION	02.155	5876	2,600,000.00	2,375,728.50	---	224,271.50
<u>Administration</u>						
Elementary and Secondary Education Fund (0105)						
SCHOOL FOOD SERVICES	02.025	0496	151,375,188.00	151,071,740.57	---	303,447.43
DIV OF GENERAL ADMIN PS	02.005	0538	1,144,369.00	993,285.22	---	151,083.78
DIV OF GENERAL ADMIN E&E	02.005	2296	1,367,486.00	651,769.74	---	715,716.26
<u>Division of School Improvement</u>						
Elementary and Secondary Education Fund (0105)						
CHARTER SCHOOLS	02.135	0047	2,432,000.00	406,389.00	---	2,025,611.00
TITLE I IASA	02.070	0500	190,000,000.00	179,072,675.31	---	10,927,324.69
EARLY CHILDHOOD PROGRAM	02.095	0947	824,000.00	339,093.00	---	484,907.00
COMPREHENSIVE SCHOOL REF TECHNOLOGY	02.145	1805	8,000,000.00	4,034,663.00	---	3,965,337.00
FEDERAL REFUGEES	02.065	2800	12,162,366.00	9,149,236.00	---	3,013,130.00
SCHOOL RENOVATIONS GRANT	02.160	3033	800,000.00	378,780.00	---	421,220.00
TITLE VI IASA	02.115	3220	14,252,588.00	3,084,604.00	---	11,167,984.00
SCHOOL IMPROVEMENT PS	02.080	4600	11,000,000.00	7,344,441.69	---	3,655,558.31
SCHOOL IMPROVEMENT E&E	02.060	4958	2,619,666.00	2,442,830.55	---	176,835.45
TITLE I READING FIRST	02.060	4959	4,656,520.00	856,334.40	---	3,800,185.60
PERFORM BASED ASSESSMENT	02.075	5631	14,908,815.00	8,299,826.00	---	6,608,989.00
RURAL/LOW INC SCHL GRANTS	02.105	5632	7,184,722.00	515,707.34	---	6,669,014.66
	14.020	5875	2,400,000.00	2,236,007.00	---	163,993.00

GOLD STAR SCHOOLS	02.170	6095	15,000.00	1,288.65	---	13,711.35
SCHOOLS WITH DISTINCTION	02.175	6096	13,000.00	2,484.00	---	10,516.00
AP/DUAL CREDIT	02.110	6102	407,250.00	13,923.00	---	393,327.00
CHARACTER ED INITIATIVES	02.165	6165	600,000.00	599,999.39	---	0.61
TITLE II IMP TEACHER QLTY	02.120	6218	74,348,890.00	47,737,390.60	---	26,611,499.40
SAFE & DRUG FREE SCHOOLS	02.125	8309	9,600,000.00	5,816,640.06	---	3,783,359.94

Division of Vocational and Adult Ed

Elementary and Secondary Education
Fund (0105)

CHILD CARE DEV TRAINING	02.095	0027	400,000.00	234,654.06	---	165,345.94
VOC ED-DISTRIBUTIONS	02.215	0513	32,064,693.00	25,151,177.44	---	6,913,515.56
WORKFORCE INVESTMENT ACT	02.220	0515	12,000,000.00	11,114,352.07	---	885,647.93
AFTER SCHOOL PROGRAMMING	02.235	0948	12,138,563.00	7,562,379.28	---	4,576,183.72
TROOPS TO TEACHERS E&E	02.240	2435	153,610.00	64,663.55	---	88,946.45
VOCATIONAL EDUCATION PS	02.060	4970	2,013,469.00	1,639,780.70	---	373,688.30
VOCATIONAL EDUCATION E&E	02.060	4971	910,372.00	660,472.58	---	249,899.42
ADULT ED & LITERACY	02.225	9428	12,500,000.00	8,778,363.27	---	3,721,636.73

Division of Special Education

Elementary and Secondary Education
Fund (0105)

BOARD OPERATED PS	02.015	0020	1,577,832.00	780,935.93	---	796,896.07
SPECIAL EDUCATION-GRANT	02.245	2265	182,315,211.00	168,590,562.99	---	13,724,648.01
BOARD OPERATED E&E	02.015	2301	2,527,581.00	1,029,473.83	---	1,498,107.17
		& 14.010				
EXCESS COSTS & SEV DISABL	02.250	4210	4,452,507.00	4,452,505.15	---	1.85
FIRST STEPS	02.255	4580	10,506,837.00	9,821,532.04	---	685,304.96
SPECIAL EDUCATION PS	02.060	4976	1,637,545.00	1,272,777.91	---	364,767.09
SPECIAL EDUCATION E&E	02.060	4977	590,842.00	254,737.21	---	336,104.79
COMM FOR THE DEAF E&E	02.300	9921	50,000.00	---	---	50,000.00

Division of Teacher Quality and Urban

Elementary and Secondary Education
Fund (0105)

TEACHER QUALITY/URBAN PS	02.060	4982	35,007.00	12,252.00	---	22,755.00
TEACHER QUALITY/URBAN E&E	02.060	4983	382,366.00	322,706.06	---	59,659.94
EDUCATION LEADERSHIP	02.180	5219	300,000.00	114,277.52	---	185,722.48
TRANSITION TO TEACHING	02.180	6166	1,000,000.00	272,950.94	---	727,049.06

Division of Vocational Rehabilitation

Vocational Rehabilitation Fund (0104)

VOCATIONAL REHAB GRANT	02.190	0507	36,387,727.00	34,492,547.32	---	1,895,179.68
DISABILITY DETERMIN GRANT	02.195	0512	18,000,000.00	13,425,630.95	---	4,574,369.05
FIELD SUPPORT SVS PS	02.185	0523	26,357,200.00	21,610,061.46	---	4,747,138.54
VOC REHAB GRANT FROM DMH	02.190	1294	1,000,000.00	999,999.87	---	0.13
FIELD SUPPORT SVS E&E	02.185	2317	4,628,028.00	3,188,543.68	---	1,439,484.32

**STATE OF MISSOURI
SUMMARY OF APPROPRIATION ACTIVITY
GENERAL FUND - FEDERAL FUNDS
FOR THE APPROPRIATION YEAR 2004**

	H.B. No.	Appr. No.	Appropriations	Expenditures and Transfers Out	Biennial Rollovers to 2005	Lapse of Appropriations
PERSONAL ASSISTANCE SVS	02.200	2807	45,082,137.00	41,256,966.17	---	3,825,170.83
INDEPENDENT LIVING CNTRS	02.205	2808	1,592,546.00	1,561,359.17	---	31,186.83
PROJECT SUCCESS	02.210	5607	500,000.00	424,498.00	---	75,502.00
<u>DEPARTMENT OF HIGHER EDUCATION</u>						
Higher Education Fund (0116)						
HIGHER EDUCATION LEASING	13.010	6088	36,956.00	14,417.16	22,538.84	---
<u>Higher Education Administration</u>						
Higher Education Fund (0116)						
GEAR-UP PROGRAM PS	03.100	0441	252,560.00	169,235.94	---	83,324.06
GEAR-UP PROGRAM E&E	03.100	0447	554,480.00	106,822.48	---	447,657.52
GEAR-UP PROGRAM	03.100	0450	697,572.00	482,794.25	---	214,777.75
EISENHOWER GRANT PS	03.030	0795	56,825.00	28,687.89	---	28,137.11
EISENHOWER GRANT E&E	03.030	0796	20,400.00	7,665.60	---	12,734.40
EISENHOWER GRANT	03.030	1305	1,698,000.00	1,006,441.95	---	691,558.05
FED GRANTS/DONATIONS E&E	03.035	5316	1,956,400.00	139,961.14	---	1,816,438.86
MO LEARNERS' NETWORK	03.020	5319	410,800.00	---	---	410,800.00
FED GRANTS/DONATIONS PS	03.035	6228	42,600.00	36,863.34	---	5,736.66
FED GRANTS/DONATIONS	03.035	6229	1,000.00	---	---	1,000.00
<u>DEPARTMENT OF HEALTH AND SENIOR SERVICES</u>						
Health Fund (0143)						
FEDERAL GRANTS E&E	14.170	2123	4,323,068.00	3,382,628.12	---	940,439.88
FEDERAL GRANTS PS	14.170	3946	647,653.00	232,228.78	---	415,424.22
HEALTH LEASING	13.100	4182	3,652,876.00	1,548,247.98	2,104,628.02	---
PREVENTIVE BLOCK GRANT	10.620	7699	1,530,110.00	825,161.50	---	704,948.50
<u>Office of the Director</u>						
Health Fund (0143)						
PUBLIC HEALTH LAB PS	10.605	4174	1,007,202.00	649,731.40	---	357,470.60
PUBLIC HEALTH LAB E&E	10.605	4175	1,923,737.00	1,031,948.60	---	891,788.40
MINORITY HLTH & AGING E&E	10.600	4657	106,904.00	8,250.00	---	98,654.00
EXECUTIVE STAFF PS	10.600	5211	436,317.00	414,580.60	---	21,736.40
EXECUTIVE STAFF E&E	10.600	5212	174,197.00	34,825.33	---	139,371.67

OFC OF MINORITY HLTH PS	10.600	6117	63,538.00	55,976.83	---	7,561.17
OFC OF MINORITY HLTH E&E	10.600	6118	112,409.00	17,450.21	---	94,958.79
DIRECTOR'S OFFICE PS	10.600	8445	1,717,185.00	1,278,943.33	---	438,241.67
DIRECTOR'S OFFICE E&E	10.600	8446	514,506.00	456,115.43	---	58,390.57
<u>Center Emergency Response/Terrorism</u>						
Health Fund (0143)						
CTR ER RESP/TERRORISM E&E	10.655	5641	26,080,567.00	15,213,005.62	---	10,867,561.38
CTR ER RESP/TERRORISM PS	10.655	5903	3,283,299.00	3,281,503.97	---	1,795.03
<u>Center for Health Information Management and Evaluation</u>						
Health Fund (0143)						
CTR FOR HLT INFO&EVAL PS	10.635	3919	3,490,175.00	3,153,667.42	---	336,507.58
CTR FOR HLT INFO&EVAL E&E	10.635	3920	5,552,528.00	4,024,361.98	---	1,528,166.02
<u>Center Local Public Health Services</u>						
Health Fund (0143)						
LOCAL PUBLIC HLT SVS PS	10.645	0163	89,761.00	54,733.90	---	35,027.10
LOCAL PUBLIC HLT SVS E&E	10.645	0165	10,692.00	---	---	10,692.00
<u>Center for Health Improvement</u>						
Health Fund (0143)						
CENTER HLTH IMPROV PS	10.660	1891	731,590.00	630,314.41	---	101,275.59
CENTER HLTH IMPROV E&E	10.660	1892	588,633.00	587,936.66	---	696.34
MEDICAL LOAN PROGRAM	10.665	3934	214,446.00	128,125.00	---	86,321.00
NURSE LOAN PROGRAM	10.670	3936	60,000.00	---	---	60,000.00
<u>Administration</u>						
Health Fund (0143)						
ADMIN SHARED EXPENSES E&E	10.610	6806	117,500.00	95,858.40	---	21,641.60
DIVISION OF ADMIN PS	10.610	7695	1,906,279.00	1,294,865.51	---	611,413.49
DIVISION OF ADMIN E&E	10.610	7696	3,851,279.00	2,348,619.05	---	1,502,659.95
<u>Environmental Health and Communicable Disease Prevention</u>						
Health Fund (0143)						
MEDICATIONS	10.675	1493	9,213,055.00	9,125,347.72	---	87,707.28
ENVIRONMENTAL HLT SVC PS	10.675	7702	4,210,627.00	3,445,206.63	---	765,420.37
ENVIRONMENTAL HLT SVC E&E	10.675	7703	14,052,229.00	13,189,905.56	---	862,323.44
<u>Maternal Child and Family Health</u>						
Health Fund (0143)						
HEAD INJURY SERVICES	10.710	0271	250,000.00	133,329.88	---	116,670.12
GENETICS PROGRAM	10.715	3975	260,000.00	133,269.41	---	126,730.59
SEXUAL ASSAULT PREVENTION	10.685	4659	889,134.00	524,482.74	---	364,651.26

**STATE OF MISSOURI
SUMMARY OF APPROPRIATION ACTIVITY
GENERAL FUND - FEDERAL FUNDS
FOR THE APPROPRIATION YEAR 2004**

	H.B. No.	Appr. No.	Appropriations	Expenditures and Transfers Out	Biennial Rollovers to 2005	Lapse of Appropriations
MATERNAL CHILD FAMILY PS	10.680	7718	3,123,977.00	2,748,727.76	---	375,249.24
MATERNAL CHILD FAMILY E&E	10.680	7719	3,427,286.00	1,002,457.58	---	2,424,828.42
MCH BLOCK	10.695	7720	8,049,819.00	5,708,151.69	---	2,341,667.31
CHILD W/SPECIAL NEEDS	10.705	7725	756,191.00	294,666.32	---	461,524.68
<u>Nutritional Health and Services</u>						
Health Fund (0143)						
SUMMER FOOD SVS PRGM DIST	10.750	1662	7,163,879.00	6,600,404.90	---	563,474.10
NUTRITION HLTH & SVS PS	10.735	1903	2,838,907.00	2,469,310.96	---	369,596.04
NUTRITION HLTH & SVS E&E	10.735	1904	4,233,810.00	4,115,701.26	---	118,108.74
WIC SUPP FOOD DISTRIBUT	10.740	7730	95,470,273.00	95,470,273.00	---	---
CHILD-ADULT CARE FOOD PRG	10.745	8456	39,306,964.00	35,677,069.25	---	3,629,894.75
<u>Health Standard and License</u>						
Health Fund (0143)						
CHILD CARE IMPROVE PRGM	10.765	1812	2,830,313.00	1,393,751.16	---	1,436,561.84
STANDARDS & LICENSURE PS	10.760	7738	9,979,177.00	9,086,138.79	---	893,038.21
STANDARDS & LICENSURE E&E	10.760	7739	3,295,978.00	685,292.72	---	2,610,685.28
<u>Division of Senior Services</u>						
Health Fund (0143)						
HOME & COMMUNITY SVS PS	10.770	2975	8,480,215.00	7,667,858.57	---	812,356.43
HOME & COMMUNITY SVS E&E	10.770	2976	886,245.00	677,149.99	---	209,095.01
HOME & COMMUNITY SVS PRGM	10.775	2980	2,787,597.00	1,175,963.44	---	1,611,633.56
HOME & COMMNTY SVS GRANTS	10.780	2981	31,124,416.00	29,554,429.85	---	1,569,986.15
Division of Aging Donations Fund (0168)						
HOME & COMMUNITY SVS PRGM	10.775	4847	50,000.00	---	---	50,000.00
<u>Chronic Disease Prevention and Health Program</u>						
Health Fund (0143)						
CHRONIC DIS&HLT PROMO PS	10.755	8861	2,571,878.00	1,882,070.03	---	689,807.97
CHRONIC DIS&HLT PROMO E&E	10.755	8862	6,423,438.00	4,752,035.15	---	1,671,402.85

DEPARTMENT OF TRANSPORTATION

Multimodal Operations Fund (0126)

FRINGES MULTIMODAL PS	04.230	0102	165,933.00	113,505.67	---	52,427.33
GRANTS-SEC 5303 (8)	04.280	0437	5,289,028.00	2,618,652.15	---	2,670,375.85
GRANTS-SEC 5309 (SEC 3)	04.275	1316	12,000,000.00	7,294,536.02	---	4,705,463.98
SMALL URBANIZED TRAN ASST	04.265	4263	1.00	---	---	1.00
SUPPORT TO MULTIMODAL DIV	04.235	4272	71,500.00	44,501.41	---	26,998.59
LOCAL RAIL SERVICE ASSIST	04.285	5306	1.00	---	---	1.00
CI GRANTS SEC 5310 (16)	04.255	8493	2,003,255.00	1,860,699.61	---	142,555.39
SMALL URBAN&RURAL TRAN	04.270	8726	10,528,263.00	6,884,015.98	---	3,644,247.02
MULTIMODAL OPS ADMIN PS	04.230	8901	473,550.00	300,379.65	---	173,170.35
MULTIMODAL OPS ADMIN E&E	04.230	8902	650,000.00	133,416.76	---	516,583.24
FEDERAL AVIATION ASSIST	04.320	8905	32,972,000.00	9,389,950.92	---	23,582,049.08

Transportation - Highway Safety Fund (0149)

MAINTENANCE PS	04.215	6309	444,700.00	343,178.22	---	101,521.78
MAINTENANCE E&E	04.215	6310	71,827.00	71,248.07	---	578.93
FRINGES MAINTENANCE PS	04.215	6312	101,239.00	8,959.06	---	92,279.94
FRINGES MAINTENANCE E&E	04.215	6313	6,888.00	6,885.00	---	3.00
HIGHWAY SAFETY GRANTS	04.215	6314	18,054,000.00	12,491,183.68	---	5,562,816.32
SERVICE OPERATIONS E&E	04.220	6316	2,194.00	---	---	2,194.00

MCSAP/Division of Transportation Fund (0185)

MAINTENANCE PS	04.215	6176	919,633.00	276,734.47	---	642,898.53
MAINTENANCE E&E	04.215	6177	1,034,699.00	326,701.31	---	707,997.69
FRINGES MAINTENANCE PS	04.215	6182	269,399.00	36,768.55	---	232,630.45
FRINGES MAINTENANCE E&E	04.215	6183	29,848.00	---	---	29,848.00
MOTOR CARRIER SFTY ASSIST	04.215	6315	1,350,000.00	888,927.22	---	461,072.78

DEPARTMENT OF LABOR AND INDUSTRIAL RELATIONS

Director and Staff

Labor and Industrial Relations Administrative Fund (0122)

DIRECTOR AND STAFF PS	07.800	1869	6,465,982.00	5,839,690.13	---	626,291.87
DIRECTOR AND STAFF EE	07.800	1870	8,675,570.00	2,736,536.34	---	5,939,033.66

Assistive Technology Fund (0188)

DOLIR LEASING	13.065	6193	40,240.00	20,119.92	20,120.08	---
---------------	--------	------	-----------	-----------	-----------	-----

Unemployment Compensation Administration Fund (0948)

STATEWIDE MTN REPAIR	20.100	0290	100,000.00	---	100,000.00	---
LIFE INSURANCE COSTS	07.800	2671	87,602.00	86,497.09	---	1,104.91
DOLIR LEASING	13.065	3233	509,734.00	255,401.00	254,333.00	---

**STATE OF MISSOURI
SUMMARY OF APPROPRIATION ACTIVITY
GENERAL FUND - FEDERAL FUNDS
FOR THE APPROPRIATION YEAR 2004**

	H.B. No.	Appr. No.	Appropriations	Expenditures and Transfers Out	Biennial Rollovers to 2005	Lapse of Appropriations
DC STATEWIDE UNPROGRAMMED	20.130	4682	200,000.00	---	200,000.00	---
DC STATEWIDE M&R	20.140	4689	100,000.00	---	100,000.00	---
DIRECTOR AND STAFF PS	07.800	5831	525,436.00	3,609.00	---	521,827.00
DIRECTOR AND STAFF E&E	07.800	5834	1,803,866.00	1,723,892.75	---	79,973.25
DC UNPROGRAMMED	18.030	6458	200,000.00	---	200,000.00	---
DC M&R	18.040	6470	200,000.00	---	200,000.00	---
<u>Division of Labor Standards</u>						
Division of Labor Standards Fund (0186)						
ADMINISTRATION/LS PS	07.815	2320	198,068.00	---	---	198,068.00
ADMINISTRATION/LS E&E	07.815	2507	165,670.00	8,168.94	---	157,501.06
ON-SITE CONSULT/LS PS	07.820	5890	547,540.00	504,791.77	---	42,748.23
ON-SITE CONSUL/LS E&E	07.820	5891	318,078.00	261,720.14	---	56,357.86
MINE SAFETY TRNG PRGM PS	07.825	5892	255,839.00	80,850.75	---	174,988.25
MINE SAFETY TRNG PRGM E&E	07.825	5893	106,985.00	94,944.91	---	12,040.09
<u>Division of Worker's Compensation</u>						
Labor and Industrial Relations - Crime Victims Fund (0191)						
CRIME VICTIMS ADMIN	07.850	3887	50,000.00	---	---	50,000.00
CRIME VICTIMS COMP FUND	07.855	7650	2,023,811.00	756,467.12	---	1,267,343.88
<u>Division of Employment Security</u>						
Unemployment Compensation Administration Fund (0948)						
ADMIN EMP SEC PS	07.870	0694	27,215,284.00	19,662,947.96	---	7,552,336.04
ADMIN EMP SEC E&E	07.870	0696	8,140,188.00	5,081,270.57	---	3,058,917.43
SEASONAL SERVICES PS	07.870	2666	906,632.00	1,555.50	---	905,076.50
SEASONAL SERVICES E&E	07.870	2944	483,300.00	---	---	483,300.00
EMPLOYMENT & TRAINING PAY	07.875	3910	9,000,000.00	5,490,190.21	---	3,509,809.79
<u>Governor's Council on Disability</u>						
Assistive Technology Fund (0188)						
COUNCIL ON DISABILITY PS	07.890	1183	245,273.00	148,664.50	---	96,608.50
COUNCIL ON DISABILITY E&E	07.890	5837	591,893.00	545,272.31	---	46,620.69

Commisson on Human RightsLabor and Industrial Relations - Commission on
Human Rights Fund (0117)

COMM ON HUMAN RIGHTS PS	07.895	5996	800,000.00	738,116.29	---	61,883.71
	& 14.125					
COMM ON HUMAN RIGHTS E&E	07.895	5998	187,000.00	102,384.65	---	84,615.35

Labor and Industrial Relations CommissionUnemployment Compensation Administration
Fund (0948)

INDUSTRIAL COMMISSION PS	07.810	3094	245,647.00	227,482.58	---	18,164.42
INDUSTRIAL COMMISSION E&E	07.810	3095	44,845.00	26,168.10	---	18,676.90

DEPARTMENT OF MENTAL HEALTHMental Health Intergovernmental Transfer
Fund (0147)

DMH INTERGOVERNMENTAL	10.050	5906	10,000,000.00	8,859,074.00	---	1,140,926.00
Mental Health Fund (0148)						
MENTAL HEALTH LEASING	13.095	0665	63,134.00	4,491.09	58,642.91	---
DMH FEDERAL FUND E&E	10.040	2049	1,800,000.00	582,486.36	---	1,217,513.64
DMH INTERGOVERNMENTAL	10.050	5905	15,000,000.00	14,097,838.00	---	902,162.00
DMH FEDERAL FUND PS	10.040	9373	100,000.00	25,244.23	---	74,755.77

Office of the Director

Mental Health Fund (0148)

OFFICE INFO SYSTEMS PS	10.015	0668	41,240.00	34,341.60	---	6,898.40
DIRECTOR'S OFFICE PS	10.005	0670	60,935.00	46,321.32	---	14,613.68
DIRECTOR'S OFFICE E&E	10.005	2045	79,285.00	52,516.18	---	26,768.82
OFFICE INFO SYSTEMS E&E	10.015	2047	2,006,691.00	2,006,691.00	---	---
OPERATIONAL SUPPORT PS	10.010	5311	390,314.00	302,422.91	---	87,891.09
OPERATIONAL SUPPORT E&E	10.010	5312	584,416.00	179,172.10	---	405,243.90

Division of Alcohol and Drug Abuse

Mental Health Fund (0148)

STATEWIDE NEEDS ASSESSMT	10.105	0308	400,000.00	264,332.03	---	135,667.97
INCENTIVE & HIGH RISK E&E	10.110	1000	3,084,029.00	212,758.19	---	2,871,270.81
ADA TREATMENT SVS E&E	10.115	2051	425,082.00	119,934.10	---	305,147.90
ADA ADMIN PS	10.105	2151	859,155.00	714,718.63	---	144,436.37
ADA ADMIN E&E	10.105	2152	599,868.00	329,354.27	---	270,513.73
PREVENTION & EDU SVS	10.110	2154	6,968,264.00	4,406,609.52	---	2,561,654.48
KIDS BEAT PROGRAM E&E	10.110	2919	119,000.00	119,000.00	---	---
SATOP	10.125	3899	407,458.00	407,238.20	---	219.80
PREVENTION & EDU SVS PS	10.110	4143	229,841.00	163,864.07	---	65,976.93
PREVENTION & EDU SVS E&E	10.110	4144	725,631.00	566,754.20	---	158,876.80
TOBACCO INVESTIGTNS PS	10.110	4145	222,606.00	192,379.99	---	30,226.01
TOBACCO INVESTIGTNS E&E	10.110	4146	103,622.00	39,542.64	---	64,079.36

**STATE OF MISSOURI
SUMMARY OF APPROPRIATION ACTIVITY
GENERAL FUND - FEDERAL FUNDS
FOR THE APPROPRIATION YEAR 2004**

	H.B. No.	Appr. No.	Appropriations	Expenditures and Transfers Out	Biennial Rollovers to 2005	Lapse of Appropriations
ADA TREATMENT SERVICES	10.115	4149	29,600,582.00	18,533,185.17	---	11,067,396.83
ADA TREATMENT SVS PS	10.115	4150	668,932.00	665,859.36	---	3,072.64
COMMUNITY 2000	10.110	4650	2,059,693.00	1,630,730.70	---	428,962.30
SCHOOL BASED PREVENTION	10.110	4651	641,195.00	640,928.79	---	266.21
INCENTIVE & HIGH RISK PS	10.110	5056	178,588.00	62,983.98	---	115,604.02
SYS ENHANCEMENT (YTH) PS	10.115	5298	16,267.00	16,264.56	---	2.44
SYS ENHANCEMENT (YTH) E&E	10.115	5299	731,802.00	731,802.00	---	---
ADA FED MEDICAID	10.115	6677	14,472,732.00	13,841,506.98	---	631,225.02
<u>Division of Comprehensive Psychiatric Services</u>						
Mental Health Fund (0148)						
HOMELESS MENTALLY ILL	10.225	0323	3,842,992.00	3,141,848.75	---	701,143.25
METRO STL PSY CTR PS	10.290	0874	159,909.00	159,863.37	---	45.63
MID MISSOURI MHC PS	10.295	0876	286,076.00	286,073.58	---	2.42
NW MO PSY REHAB CENTER PS	10.265	1003	441,316.00	441,316.00	---	---
STL PSY REHAB CTR PS	10.270	1004	176,945.00	176,368.86	---	576.14
ADULT COMMUNITY PRGM PS	10.210	1480	190,669.00	---	---	190,669.00
YOUTH COMMUNITY PRGM PS	10.235	1483	165,605.00	87,158.42	---	78,446.58
CPS ADMIN PS	10.205	1846	420,254.00	392,340.70	---	27,913.30
CPS ADMIN E&E	10.205	1847	174,311.00	9,780.22	---	164,530.78
ADULT COMMUNITY PRGM E&E	10.210	2054	2,463,133.00	440,387.56	---	2,022,745.44
ADULT COMMUNITY PROGRAM	10.210	2055	14,877,837.00	8,388,127.24	---	6,489,709.76
YOUTH COMMUNITY PRGM E&E	10.235	2058	1,168,101.00	88,793.95	---	1,079,307.05
YOUTH COMMUNITY PROGRAM	10.235	2059	3,632,995.00	1,979,950.89	---	1,653,044.11
MEDICATION COST INCREASES	10.250	2767	916,243.00	916,240.00	---	3.00
HOMELESS MENTALLY ILL E&E	10.225	3904	118,400.00	113,161.00	---	5,239.00
MINORITY HLTH & AGING E&E	10.205	4653	7,000.00	---	---	7,000.00
SUICIDE PREVENTION E&E	10.205	4654	150,000.00	123,489.63	---	26,510.37
HAWTHORN PSY HOSPTL PS	10.285	5567	1,266,912.00	1,243,697.66	---	23,214.34
HAWTHORN PSY HOSPTL E&E	10.285	5568	78,684.00	78,684.00	---	---
WEST MO MHC YOUTH SVS PS	10.310	5569	307,979.00	240,814.96	---	67,164.04
WEST MO MHC YOUTH SVS E&E	10.310	5570	37,891.00	37,876.93	---	14.07
ADULT CP FED MEDICAID	10.210	6678	57,908,940.00	49,187,994.15	---	8,720,945.85
YOUTH CP FED MEDICAID	10.235	6679	14,231,156.00	12,541,234.18	---	1,689,921.82

**Division of Mental Retardation -
Developmental Disabilities**

Mental Health Fund (0148)

COMM SUPPORT STAFF PS	10.420	0878	9,515,970.00	8,614,574.24	---	901,395.76
BELLEFONTAINE HC PS	10.495	0886	1,165,114.00	1,044,939.51	---	120,174.49
NW COMMUNITY SERVICES PS	10.500	0887	682,177.00	652,670.51	---	29,506.49
MARSHALL HC PS	10.505	0888	1,641,963.00	1,324,619.52	---	317,343.48
ST LOUIS DDTC PS	10.515	0898	1,225,600.00	984,664.23	---	240,935.77
SOUTHEAST MO RES SVCS PS	10.525	0899	89,462.00	34,847.51	---	54,614.49
MRDD ADMIN PS	10.405	1913	50,922.00	25,365.19	---	25,556.81
MRDD ADMIN E&E	10.405	1914	7,195.00	7,195.00	---	---
COMMUNITY PROGRAMS	10.410	1922	9,200,000.00	5,868,877.19	---	3,331,122.81
COMM SUPPORT STAFF E&E	10.420	2100	1,224,901.00	737,992.13	---	486,908.87
SOUTHEAST MO RES SVCS E&E	10.525	2122	20,000.00	19,960.15	---	39.85
BELLEFONTAINE HC E&E	10.495	2347	653,871.00	653,871.00	---	---
MARSHALL HC E&E	10.505	2355	351,940.00	351,940.00	---	---
COMMUNITY SUPPORT STAFF	10.420	2771	8,179,464.00	4,179,415.51	---	4,000,048.49
HIGGINSVILLE HC PS	10.500	3027	253,082.00	252,494.68	---	587.32
KANSAS CITY RC E&E	10.455	3028	5,595.00	5,395.00	---	200.00
SIKESTON RC E&E	10.475	3029	5,595.00	5,594.87	---	0.13
ST LOUIS RC E&E	10.485	3030	11,190.00	11,187.72	---	2.28
DEV DISABILITS GRANT PS	10.430	4163	328,041.00	241,502.37	---	86,538.63
DEV DISABILITS GRANT E&E	10.430	4164	1,187,593.00	983,523.53	---	204,069.47
ST LOUIS DDTC E&E	10.515	6021	102,918.00	102,801.84	---	116.16
MRDD FED MEDICAID	10.410	6680	150,060,657.00	149,961,671.63	---	98,985.37
MRDD STAFF FED MEDICAID	10.420	6681	12,269,196.00	6,071,292.89	---	6,197,903.11

DEPARTMENT OF NATURAL RESOURCES

Natural Resources Fund (0140)

STATE AUDITOR BILLING	06.235	2091	21,000.00	19,008.41	---	1,991.59
REFUND ACCOUNTS	06.400	2736	89,742.00	89,643.03	---	98.97
DNR LEASING	13.050	4306	1,303,492.00	439,608.14	863,883.86	---
HOMELAND SECURITY E&E	06.240	5643	361,073.00	111,149.24	---	249,923.76
HOMELAND SECURITY PS	06.240	6326	53,486.00	26,039.46	---	27,446.54
HOMELAND SECURITY PRGM	06.240	6807	422,645.00	238,108.12	---	184,536.88

Abandoned Mined Reclamation Fund (0697)

REFUND ACCOUNTS	06.400	3545	165.00	---	---	165.00
-----------------	--------	------	--------	-----	-----	--------

Office of Director

Natural Resources Fund (0140)

DIRECTOR'S OFFICE PS	06.200	3272	189,257.00	188,257.09	---	999.91
DIRECTOR'S OFFICE E&E	06.200	3273	86,034.00	85,729.59	---	304.41

**STATE OF MISSOURI
SUMMARY OF APPROPRIATION ACTIVITY
GENERAL FUND - FEDERAL FUNDS
FOR THE APPROPRIATION YEAR 2004**

	H.B. No.	Appr. No.	Appropriations	Expenditures and Transfers Out	Biennial Rollovers to 2005	Lapse of Appropriations
<u>Outreach and Assistance Center</u>						
Natural Resources Fund (0140)						
TECHNICAL ASSIST GRANTS	06.225	0715	325,000.00	145,897.23	---	179,102.77
HISTORIC PRESERV GRANTS	06.220	3290	500,000.00	191,754.00	---	308,246.00
ENERGY EFFICIENT SERVICES	06.210	3297	6,443,000.00	5,382,794.28	---	1,060,205.72
OUTREACH & ASSISTANCE PS	06.205	5437	1,534,274.00	1,459,645.04	---	74,628.96
OUTREACH & ASSISTANCE E&E	06.205	5448	846,254.00	253,819.25	---	592,434.75
<u>Division of Administrative Support</u>						
Natural Resources Fund (0140)						
DIV OF ADMIN SUPPORT E&E	06.230	0918	1,084,979.00	393,801.44	---	691,177.56
DIV OF ADMIN SUPPORT PS	06.230	0956	600,932.00	547,838.08	---	53,093.92
<u>Air and Land Protection Division</u>						
Natural Resources Fund (0140)						
CLEANUP CONTROLLED SUBST	06.365	0576	275,000.00	167,407.12	---	107,592.88
HAZARD MAT ANALYSIS	06.385	0884	100,000.00	---	---	100,000.00
ENVIRONMENT EMERG RESPONS	06.385	1358	250,000.00	---	---	250,000.00
LEAKING UNDRGRD STOR TANK	06.365	2506	800,000.00	217,978.86	---	582,021.14
EMISSION INSP OPERATIONS	06.390	2803	630,000.00	---	---	630,000.00
AIR POLLUTION CNTRL PS	06.320	5367	500,000.00	409,275.13	---	90,724.87
AIR POLLUTION CNTRL E&E	06.320	5372	640,763.00	189,213.89	---	451,549.11
HAZARDOUS WASTE PS	06.320	5376	3,311,181.00	3,116,317.73	---	194,863.27
HAZARDOUS WASTE E&E	06.320	5382	685,599.00	589,541.78	---	96,057.22
LAND RECLAMATION PS	06.320	5397	444,943.00	410,329.02	---	34,613.98
LAND RECLAMATION E&E	06.320	5402	133,581.00	61,984.71	---	71,596.29
ENVIRONMENTAL SVS PS	06.320	5408	1,932,403.00	1,819,567.04	---	112,835.96
ENVIRONMENTAL SVS E&E	06.320	5418	845,213.00	653,985.31	---	191,227.69
ALPD ADMINISTRATION PS	06.320	5427	204,567.00	203,803.54	---	763.46
ALPD ADMINISTRATION E&E	06.320	5430	682,554.00	5,159.16	---	677,394.84
WATER QUALITY STUDY ALPD	06.330	5462	305,001.00	4,154.95	---	300,846.05
SOLID WASTE MGMT E&E	06.320	6058	200.00	---	---	200.00
SOLID WASTE MAMT PS	06.320	6667	9,000.00	1,337.10	---	7,662.90
AIR POLL CONTROL GRANTS	06.360	7452	1,409,300.00	852,068.24	---	557,231.76
ABANDNED MINE LAND RECLMT	06.380	7455	2,500,000.00	1,088,682.56	---	1,411,317.44
SMALL OPERATOR ASSIST	06.380	7606	50,000.00	---	---	50,000.00
SUPERFUND CLEANUP	06.365	8053	1,000,000.00	252,475.83	---	747,524.17

Water Protection and Soil Conservation

Natural Resources Fund (0140)

WATER POLLUTION CNTRL PS	06.320	5322	1,848,036.00	1,648,113.58	---	199,922.42
WATER POLLUTION CNTRL E&E	06.320	5326	2,339,726.00	296,014.22	---	2,043,711.78
PUBLIC DRINKING WATER PS	06.320	5333	755,179.00	705,243.21	---	49,935.79
PUBLIC DRINKING WATER E&E	06.320	5336	755,636.00	500,256.35	---	255,379.65
REGIONAL OFFICES PS	06.320	5341	1,529,472.00	1,391,893.58	---	137,578.42
REGIONAL OFFICES E&E	06.320	5350	725,229.00	388,988.45	---	336,240.55
WPSCD ADMINISTRATION PS	06.320	5361	263,296.00	187,427.26	---	75,868.74
WPSCD ADMINISTRATION E&E	06.320	5364	228,326.00	184,317.90	---	44,008.10
WATER QUALITY STUDY WPSCD	06.330	5461	9,139,924.00	4,645,408.25	---	4,494,515.75
SOIL & WATER CONSERV E&E	06.320	6811	15,000.00	---	---	15,000.00
DEMONSTRATION PROJECTS	06.350	8046	100,000.00	17,037.60	---	82,962.40

Geological Survey and Resource Assessment**Division**

Natural Resources Fund (0140)

ADMIN & SUPPORT PS	06.305	5224	66,969.00	66,617.84	---	351.16
ADMIN & SUPPORT E&E	06.305	5225	24,291.00	24,289.76	---	1.24
LAND SURVEY E&E	06.305	5230	20,000.00	18,061.42	---	1,938.58
GEOLOGICAL SURVEY PS	06.305	5233	636,150.00	517,896.75	---	118,253.25
GEOLOGICAL SURVEY E&E	06.305	5234	307,352.00	138,700.72	---	168,651.28
WATER RESOURCES PS	06.305	5247	281,831.00	204,764.27	---	77,066.73
WATER RESOURCES E&E	06.305	5248	124,652.00	17,027.89	---	107,624.11
DAM & RESERVOIR SAFETY PS	06.305	5251	8,371.00	---	---	8,371.00
DAM & RESERVOIR SAFTY E&E	06.305	5252	80,001.00	12,896.91	---	67,104.09
LAND SURVEY RESTOR PROJ	06.315	7772	55,000.00	25,845.00	---	29,155.00

Division of State Parks

Natural Resources Fund (0140)

STATE PARK OPERATION PS	06.255	1946	113,130.00	112,958.86	---	171.14
STATE PARK OPERATION E&E	06.255	1947	51,148.00	15,696.90	---	35,451.10
STATE PARK GRANTS	06.285	2089	175,000.00	74,745.49	---	100,254.51
OUTDOOR RECREATION GRANTS	06.290	3292	2,324,034.00	1,541,461.49	---	782,572.51
CI EXPEND OF GIFTS ETC	16.030	3520	1,232,015.00	733,034.28	498,980.72	---
STATE PARKS EXPENSE AUTH	16.065	4706	3,577,708.00	550,902.73	3,026,805.27	---
LEWIS & CLARK BICENTEN	16.095	4885	50,000.00	---	50,000.00	---
OUTDOOR RECREATION GRANTS	17.300	6386	1,093,344.00	662,161.03	431,182.97	---
STATE PARKS EXPENSE AUTH	18.090	6800	160,000.00	13,334.63	146,665.37	---

DEPARTMENT OF PUBLIC SAFETY

Transportation - Highway Safety Fund (0149)

PUBLIC SAFETY LEASING	13.070	6076	90.00	---	90.00	---
-----------------------	--------	------	-------	-----	-------	-----

Public Safety Fund (0152)

PUBLIC SAFETY LEASING	13.070	6077	48,726.00	21,744.96	26,981.04	---
-----------------------	--------	------	-----------	-----------	-----------	-----

**STATE OF MISSOURI
SUMMARY OF APPROPRIATION ACTIVITY
GENERAL FUND - FEDERAL FUNDS
FOR THE APPROPRIATION YEAR 2004**

	H.B. No.	Appr. No.	Appropriations	Expenditures and Transfers Out	Biennial Rollovers to 2005	Lapse of Appropriations
<u>Office of the Director</u>						
Public Safety - Juvenile Accountability Incentive Block Grant Fund (0121)						
JUV JUS ACCTABILITY GRANT	08.025	1584	6,419,607.00	4,820,217.27	---	1,599,389.73
DIRECTOR ADMIN PS	08.005	1603	39,467.00	38,668.91	---	798.09
DIRECTOR ADMIN E&E	08.005	1604	15,820.00	11,974.35	---	3,845.65
Public Safety Fund (0152)						
NARCOTICS CONTROL ASSIST	08.040	0961	11,000,000.00	7,273,394.60	---	3,726,605.40
VICTIM OF CRIME ACT	08.050	0962	9,000,000.00	7,242,056.62	---	1,757,943.38
JUV JUS DELINQUENCY PREV	08.020	1377	2,500,000.00	1,704,273.35	---	795,726.65
DIRECTOR ADMIN E&E	08.005	1429	222,774.00	63,506.89	---	159,267.11
VIOLENCE AGAINST WOMEN	08.055	2331	3,200,000.00	2,371,788.09	---	828,211.91
JUV JUS CHALLENGE PRGM	08.015	3140	350,000.00	193,734.10	---	156,265.90
LOCAL LAW ENFORCEMENT BLOCK	08.035	3389	800,000.00	775,652.21	---	24,347.79
RESIDENTIAL SUBST ABUSE	08.075	3390	1,227,000.00	1,227,000.00	---	---
DIRECTOR ADMIN PS	08.005	4340	349,914.00	302,905.34	---	47,008.66
DIRECTOR ADMIN	08.005	4471	200,000.00	---	---	200,000.00
NATL FORENSIC IMPRV PRGM	08.065	6043	515,226.00	77,500.27	---	437,725.73
& 14.130						
<u>State Highway Patrol</u>						
Public Safety Fund (0152)						
HIGH INTSTY DRUG TRAFFG	08.090	0625	3,200,000.00	1,470,866.47	---	1,729,133.53
DARE REGIONAL TRN CTR PS	08.125	0626	142,782.00	101,431.24	---	41,350.76
SHP TECHNICAL SERVICE PS	08.140	0629	248,527.00	136,008.25	---	112,518.75
SHP ACADEMY E&E	08.125	0972	87,859.00	34,196.49	---	53,662.51
VEH & DRIVER SAFETY E&E	08.130	0974	82,550.00	---	---	82,550.00
SHP ENFORCEMENT PS	08.105	1135	1,900,491.00	1,475,463.96	---	425,027.04
SHP ENFORCEMENT E&E	08.105	1140	9,343,607.00	2,652,724.34	---	6,690,882.66
DARE REGIONAL TRN CTR E&E	08.125	2282	159,256.00	---	---	159,256.00
SHP TECHNICAL SERVICE E&E	08.140	2284	12,672,169.00	1,118,029.02	---	11,554,139.98
FRINGE BENEFITS PS	08.095	4345	986,784.00	812,783.22	---	174,000.78
FRINGE BENEFITS E&E	08.095	4348	64,647.00	11,497.85	---	53,149.15
CRIME LABS GRANTS	08.120	4372	377,698.00	169,689.55	---	208,008.45
SHP ENFORCEMENT E&E	17.375	5562	233,171.00	233,171.00	---	---
CRIME LABS PS	08.120	9478	171,643.00	134,519.93	---	37,123.07
CRIME LABS E&E	08.120	9479	361,223.00	48,106.23	---	313,116.77

Division of Liquor Control

Public Safety Fund (0152)

LIQUOR CONTROL PS	08.155	3088	310,287.00	82,806.41	---	227,480.59
LIQUOR CONTROL E&E	08.155	3089	185,768.00	41,501.61	---	144,266.39

Missouri State Water Patrol

Public Safety Fund (0152)

STATE WATER PATROL E&E	08.150	5674	1,526,728.00	1,393,758.96	---	132,969.04
	& 14.145					
STATE WATER PATROL PS	08.150	8414	199,403.00	176,148.98	---	23,254.02

Adjutant General

Adjutant General Fund (0190)

TROUPERS TRNG SCHOOL EE	08.265	1868	637,838.00	---	---	637,838.00
OPERATIONAL M & R	08.240	2166	100,000.00	---	---	100,000.00
NATIONAL GUARD	13.080	3195	2,052,502.00	531,915.00	1,520,587.00	---
TROUPERS TRNG SCHOOL PS	08.265	4350	377,701.00	50,025.62	---	327,675.38
ADJ GEN REAL PROPERTY OPS	16.120	4781	5,084,987.00	2,830,587.45	2,254,399.55	---
ADJ GEN ENVIRONMENT COMP	16.125	4891	50,123.00	32,276.40	17,846.60	---
ADJ GEN FED DESIGN FUNDS	16.130	4894	1,414,530.00	733,421.00	681,109.00	---
SOUTH KC ARMORY	16.135	5661	5,216,911.00	68,490.20	5,148,420.80	---
ADJ GEN ENVIRONMENT COMP	16.125	6184	1,187,014.00	223,219.95	963,794.05	---
FEDERAL LEASES	13.080	6331	700,000.00	---	700,000.00	---
AG-ENVIRONMENTAL COMP	19.060	6421	1,900,000.00	89,881.42	1,810,118.58	---
AG-DESIGN SUPPORT	19.070	6423	7,000,000.00	221,444.78	6,778,555.22	---
SPRINGFIELD NEW AVCRAD	19.075	6425	57,183,930.00	---	57,183,930.00	---
ST PETERS NEW ARMORY	19.080	6427	18,597,351.00	---	18,597,351.00	---
KC MAINT BLDG	19.085	6433	3,408,860.00	---	3,408,860.00	---
FARMINGTON ADDTN	19.085	6434	589,164.00	16,465.50	572,698.50	---
HANNIBAL MAINT BLDG	19.085	6435	589,164.00	---	589,164.00	---
RICHMOND MAINT BLDG	19.085	6436	589,164.00	---	589,164.00	---
CONTRACT SERVICES PS	08.260	6463	8,000,515.00	6,166,372.09	---	1,834,142.91
CONTRACT SERVICES E&E	08.300	6464	8,400,000.00	7,724,062.24	---	675,937.76
	& 08.260					
CONTRACT SERVICES REFUNDS	08.260	6465	280,500.00	274,623.14	---	5,876.86
AG-REAL PROPERTY OPS	18.130	6527	6,000,000.00	128,882.32	5,871,117.68	---
HANNIBAL ADDITION	18.135	6543	921,028.00	---	921,028.00	---
CHILLICOTHE RENOVATE	19.085	6646	704,366.00	---	704,366.00	---

State Emergency Management Agency

State Emergency Management Fund (0145)

MERC DISTRIBUTIONS	08.280	0648	350,000.00	253,899.25	---	96,100.75
SEMA GRANT	08.285	1235	24,800,000.00	21,793,642.79	---	3,006,357.21
A G SEMA PS	08.275	1238	983,384.00	738,736.53	---	244,647.47
A G SEMA E&E	08.275	6466	216,023.00	163,462.86	---	52,560.14

Missouri Disaster Fund (0663)

SEMA GRANT	08.285	8415	25,770,000.00	25,769,519.45	---	480.55
------------	--------	------	---------------	---------------	-----	--------

**STATE OF MISSOURI
SUMMARY OF APPROPRIATION ACTIVITY
GENERAL FUND - FEDERAL FUNDS
FOR THE APPROPRIATION YEAR 2004**

	H.B. No.	Appr. No.	Appropriations	Expenditures and Transfers Out	Biennial Rollovers to 2005	Lapse of Appropriations
<u>Missouri Veterans' Commission</u>						
Missouri Veterans Commission Fund (0184)						
CONST 100 BED DEMENT UN	20.160	0410	3,965,669.00	3,276,361.67	689,307.33	---
VET CEMETARY BLOOMFIELD	20.170	0413	816,498.00	718,141.35	98,356.65	---
VET CEMETARY JACKSONVILLE	20.170	1311	1,288,721.00	998,318.62	290,402.38	---
IMPRV VET HOMES STWIDE	20.155	3807	4,948,392.00	2,585,799.06	2,362,592.94	---
<u>DEPARTMENT OF REVENUE</u>						
<u>Division of Administration</u>						
Revenue Fund (0132)						
DIV OF ADMINISTRATION E&E	04.005	1635	70,000.00	14,516.43	---	55,483.57
<u>Division of Motor Vehicle and Drivers</u>						
<u>Licensing</u>						
Revenue Fund (0132)						
DIV OF MV/DL PS	04.005	7332	707,437.00	79,552.61	---	627,884.39
DIV OF MV/DL E&E	04.005	7333	2,702,342.00	1,113,120.62	---	1,589,221.38
<u>Division of Taxation</u>						
Revenue Fund (0132)						
DIV OF TAXATION PS	04.005	6230	43,916.00	39,124.72	---	4,791.28
DIV OF TAXATION E&E	04.005	6231	4,524,990.00	4,524,990.00	---	---
<u>DEPARTMENT OF SOCIAL SERVICES</u>						
Third Party Liability Collections Fund (0120)						
SOCIAL SERVICES LEASING	13.105	2389	8,496.00	4,203.60	4,292.40	---
Social Services and Other Sources Fund (0610)						
SOCIAL SERVICES LEASING	13.105	1435	15,747,581.00	5,990,640.94	9,756,940.06	---
SOCIAL SERVICES LEASING	17.430	2600	210,612.00	---	210,612.00	---
DGS MAINTENANCE & REPAIR	11.025	2999	10,138.00	10,138.00	---	---
DYS MAINTENANCE & REPAIR	11.025	3001	138,243.00	121,173.07	---	17,069.93
FED GRANTS & DONATIONS	11.020	9942	12,404,000.00	2,824,620.93	---	9,579,379.07

Office of the Director

Social Services and Other Sources Fund (0610)							
OFFICE OF DIRECTOR PS	11.005	2956	12,133.00	11,401.12	---	731.88	
HUMAN RESOURCE CENTER PS	11.030	2996	190,653.00	187,839.47	---	2,813.53	
HUMAN RESOURCE CENTER E&E	11.030	2997	41,089.00	36,535.00	---	4,554.00	
OFFICE OF DIRECTOR E&E	11.005	3065	1,500.00	1,164.23	---	335.77	

Division of Budget and Finance

Federal and Other Fund (0189)						
RECPT & DISBRSMT REFUNDS	11.045	6348	2,500,000.00	2,255,299.50	---	244,700.50
Social Services and Other Sources Fund (0610)						
BUDGET & FINANCE PS	11.035	2958	422,380.00	361,489.74	---	60,890.26
BUDGET & FINANCE E&E	11.035	2959	116,518.00	31,818.48	---	84,699.52
REVENUE MAXIMATION E&E	11.040	6169	1,000,000.00	---	---	1,000,000.00

Information Services and Technology Division

Third Party Liability Collections Fund (0120)						
ISTD PS	11.055	0185	7,331.00	7,143.32	---	187.68
ISTD E&E	11.055	2133	43,271.00	---	---	43,271.00
Temporary Assistance for Needy Families Fund (0199)						
ISTD E&E	11.055	2134	2,215,000.00	2,215,000.00	---	---
Social Services and Other Sources Fund (0610)						
ISTD E&E	11.055	2374	23,332,990.00	15,764,537.28	---	7,568,452.72
ISTD PS	11.055	2960	4,540,503.00	4,069,987.11	---	470,515.89

Division of General Services

Social Services and Other Sources Fund (0610)						
GENERAL SERVICES PS	11.060	2962	242,488.00	242,487.35	---	0.65
GENERAL SERVICES E&E	11.060	2963	83,672.00	81,816.38	---	1,855.62

Division of Legal Services

Third Party Liability Collections Fund (0120)						
LEGAL SERVICES PS	11.065	1009	488,298.00	268,059.36	---	220,238.64
LEGAL SERVICES E&E	11.065	1011	318,163.00	154,156.50	---	164,006.50
Social Services and Other Sources Fund (0610)						
LEGAL SERVICES PS	11.065	2964	2,823,231.00	2,823,103.49	---	127.51
LEGAL SERVICES E&E	11.065	2965	779,092.00	663,027.09	---	116,064.91

Family Support Division

Third Party Liability Collections Fund (0120)						
FAMILY SUPPORT ADMIN E&E	11.100	6277	134,577.00	---	---	134,577.00
Division of Family Services Donations Fund (0167)						
SVS FOR VISUALLY IMPAIRED	11.205	4854	100,000.00	82,075.93	---	17,924.07
POLK COUNTY TRUST	11.120	8462	10,000.00	9,849.99	---	150.01
FED GRANTS & DONATIONS	11.020	9946	24,000.00	---	---	24,000.00

**STATE OF MISSOURI
SUMMARY OF APPROPRIATION ACTIVITY
GENERAL FUND - FEDERAL FUNDS
FOR THE APPROPRIATION YEAR 2004**

	H.B. No.	Appr. No.	Appropriations	Expenditures and Transfers Out	Biennial Rollovers to 2005	Lapse of Appropriations
Temporary Assistance for Needy Families Fund (0199)						
TEMPORARY ASSISTANCE	11.140	3597	119,445,760.00	119,439,462.00	---	6,298.00
FAMIS	11.125	4040	1,084,309.00	1,034,360.41	---	49,948.59
COMMUNITY PARTNERSHIP	11.130	5652	4,081,624.00	4,081,624.00	---	---
FAMILY SUPPORT ADMIN PS	11.100	6271	679,133.00	644,355.42	---	34,777.58
FAMILY SUPPORT ADMIN E&E	11.100	6272	1,909,237.00	1,779,559.25	---	129,677.75
IM FIELD STAFF/OPS PS	11.105	6282	17,926,119.00	17,906,910.40	---	19,208.60
IM FIELD STAFF/OPS E&E	11.105	6283	2,206,072.00	1,843,017.65	---	363,054.35
Social Services and Other Sources Fund (0610)						
FOOD DISTRIBUTION PRGM	11.190	0179	1,000,000.00	1,000,000.00	---	---
PRIVATIZATION COLLECTIONS	11.215	0749	990,000.00	58,293.83	---	931,706.17
MULTI COUNTY SERVICE CTRS	11.220	1411	1,270,000.00	1,239,452.77	---	30,547.23
SVS FOR VISUALLY IMPAIRED	11.205	1416	5,085,000.00	5,083,449.57	---	1,550.43
BLIND ADMIN PS	11.200	1462	3,093,020.00	2,551,412.26	---	541,607.74
BLIND ADMIN E&E	11.200	1466	893,411.00	416,849.41	---	476,561.59
REFUGEE ASSISTANCE	11.170	3159	3,812,553.00	3,806,119.96	---	6,433.04
COMMUNITY SVS BLOCK GRANT	11.175	4499	15,794,171.00	13,853,968.94	---	1,940,202.06
COMM SVS BLOCK GRANT STL	11.175	4500	3,350,000.00	3,340,532.00	---	9,468.00
ENERGY ASSISTANCE	11.195	4860	43,794,695.00	43,153,753.47	---	640,941.53
EBT E&E	11.115	5257	2,940,328.00	2,920,845.64	---	19,482.36
& 14.180						
COMMUNITY PARTNERSHIP	11.130	5653	3,402,175.00	3,402,175.00	---	---
MO MENTORING PARTNERSHIP	11.130	5824	778,143.00	759,085.36	---	19,057.64
CSE FIELD STAFF/OPS PS	11.210	6263	22,917,908.00	19,034,403.10	---	3,883,504.90
CSE FIELD STAFF/OPS E&E	11.210	6264	7,528,116.00	3,120,378.17	---	4,407,737.83
FAMILY SUPPORT ADMIN PS	11.100	6273	5,367,683.00	4,531,897.81	---	835,785.19
FAMILY SUPPORT ADMIN E&E	11.100	6274	4,454,215.00	4,314,602.91	---	139,612.09
IM FIELD STAFF/OPS PS	11.105	6285	42,533,392.00	37,924,459.37	---	4,608,932.63
IM FIELD STAFF/OPS E&E	11.105	6286	2,212,610.00	1,622,247.72	---	590,362.28
FAMILY SUPPORT STAFF TRNG	11.110	6291	164,591.00	105,844.30	---	58,746.70
RECPT&DISBR OF SS1 PYMTS	11.160	6373	4,000,000.00	2,419,743.06	---	1,580,256.94
FIELD & LINE COMPUTERS	11.565	6792	599,417.00	599,417.00	---	---
FIELD & LINE TRAINING	11.565	6794	131,840.00	4,664.98	---	127,175.02
CSE COUNTY REIMBURSEMENT	11.225	7548	9,000,000.00	8,969,751.04	---	30,248.96
DISTRIBUTION PASS THROUGH	11.230	7549	42,000,000.00	40,100,379.46	---	1,899,620.54
FOOD STAMP TRAINING	11.135	7658	5,300,000.00	4,884,475.28	---	415,524.72
HOMELESS CHALLENGE GRANT	11.180	8180	500,000.00	500,000.00	---	---
EMERGENCY SHELTER GRANTS	11.185	8467	1,340,000.00	1,255,641.22	---	84,358.78
FAMIS	11.125	9326	2,704,764.00	2,527,929.38	---	176,834.62

Children's Division

Third Party Liability Collections Fund (0120)

CHILDREN'S ADMIN E&E	11.235	6300	163,323.00	---	---	163,323.00
Temporary Assistance for Needy Families Fund (0199)						
PURCHASE OF CHILD CARE	11.305	0180	3,271,331.00	2,851,314.78	---	420,016.22
CHILDREN'S TREATMENT SVS	11.250	1611	1,573,418.00	1,573,418.00	---	---
RESIDENTIAL TREATMENT SVS	11.255	1612	1,366,385.00	1,366,385.00	---	---
Social Services and Other Sources Fund (0610)						
RESIDENTIAL TREATMENT SVS	11.255	0034	39,342,899.00	39,342,899.00	---	---
CHILDREN'S PROGRAM POOL	11.270	1736	9,273,261.00	7,224,961.38	---	2,048,299.62
IV-E AUTH JUVENILE COURT	11.285	1737	700,000.00	161,963.30	---	538,036.70
PURCHASE OF CHILD CARE	11.305	3593	103,357,091.00	103,337,685.09	---	19,405.91
PSYCHIATRIC DIVERSION	11.280	3604	9,691,373.00	9,555,214.02	---	136,158.98
FOSTER CARE	11.255	4858	11,794,688.00	11,790,967.43	---	3,720.57
ADOP/GUARDIANSHIP SUBSIDY	11.260	5702	18,084,646.00	18,081,411.75	---	3,234.25
CHILDREN'S ADMIN PS	11.235	6296	3,227,622.00	2,759,205.31	---	468,416.69
CHILDREN'S ADMIN E&E	11.235	6297	2,837,427.00	2,817,824.21	---	19,602.79
CHILD FIELD STAFF/OPS PS	11.240	6303	38,691,709.00	38,548,088.27	---	143,620.73
CHILD FIELD STAFF/OPS E&E	11.240	6304	4,482,081.00	4,356,707.39	---	125,373.61
CHILDREN'S STAFF TRNG	11.245	6308	384,041.00	348,114.00	---	35,927.00
CHILD ABUSE/NEGLECT GRANT	11.295	6375	1,000,000.00	623,967.44	---	376,032.56
FOSTER CARE TRGT CS MGMT	11.255	6737	5,000,000.00	---	---	5,000,000.00
INDEPENDENT LIVING	11.265	7560	3,393,228.00	3,387,003.00	---	6,225.00
CHILDREN'S TREATMENT SVS	11.250	9318	3,912,629.00	3,912,629.00	---	---
DOMESTIC VIOLENCE	11.290	9818	1,687,653.00	1,578,843.60	---	108,809.40

Division of Youth Services

Social Services and Other Sources Fund (0610)

ADMIN SERVICES PS	11.315	2966	543,939.00	386,428.59	---	157,510.41
ADMIN SERVICES E&E	11.315	2968	117,846.00	74,081.82	---	43,764.18
YOUTH TREATMENT PRGM PS	11.320	2969	6,627,582.00	5,706,987.40	---	920,594.60
YOUTH TREATMENT PRGM E&E	11.320	2970	7,073,293.00	6,681,502.62	---	391,790.38

Division of Medical Services

Pharmacy Rebates Fund (0114)

MEDICAID SUPP POOL	11.555	0798	1.00	---	---	1.00
PHARMACY	11.430	1394	80,163,328.00	78,992,997.30	---	1,170,330.70
MEDICAL SVS ADMIN PS	11.400	2382	16,810.00	16,548.94	---	261.06
MEDICAL SVS ADMIN E&E	11.400	2383	5,110.00	5,110.00	---	---
CHILDREN'S HLTH INS PRGM	11.495	2870	225,430.00	225,430.00	---	---
Third Party Liability Collections Fund (0120)						
MEDICAID SUPP POOL	11.555	0238	11,399,997.00	10,018,351.63	---	1,381,645.37
MEDICAL SVS ADMIN PS	11.400	1387	250,625.00	48,946.66	---	201,678.34
MEDICAL SVS ADMIN E&E	11.400	1388	1,414,665.00	734,938.01	---	679,726.99
TPL CONTRACTS	11.415	1393	1,186,000.00	1,184,231.48	---	1,768.52

**STATE OF MISSOURI
SUMMARY OF APPROPRIATION ACTIVITY
GENERAL FUND - FEDERAL FUNDS
FOR THE APPROPRIATION YEAR 2004**

	H.B. No.	Appr. No.	Appropriations	Expenditures and Transfers Out	Biennial Rollovers to 2005	Lapse of Appropriations
Title XIX Fund (0163)						
HLTH CARE ACCESS UNINSURD	11.490	0236	1.00	---	---	1.00
MANAGED CARE	11.470	1784	465,098,155.00	464,941,520.80	---	156,634.20
& 14.200						
PHARMACY	11.430	2526	577,668,034.00	577,668,034.00	---	---
HEALTH CARE ACCESS	11.490	2530	3,076,630.00	3,076,630.00	---	---
CHILDREN'S HLTH INS PRGM	11.495	2867	69,436,008.00	69,436,008.00	---	---
& 14.210						
NON-EMERGENCY TRANSPORT	11.465	5929	15,176,589.00	15,176,589.00	---	---
MEDICAID SUPP POOL IGT	11.555	5969	20,500,000.00	18,627,461.00	---	1,872,539.00
HIGH MEDICAID VOLUME	11.460	6189	2,430,319.00	2,430,319.00	---	---
MINIMUM PER DIEM	11.460	6191	1,237,928.00	1,237,928.00	---	---
DESE SERVICES	11.535	6226	33,230,000.00	31,850,381.29	---	1,379,618.71
HOME DELIVERED MEALS	11.545	6246	4,491,968.00	4,403,929.07	---	88,038.93
HOSPITAL CARE	11.475	6471	357,450,222.00	357,450,221.70	---	0.30
& 14.205						
NURSING FACILITIES	11.460	6473	265,954,713.00	265,058,782.06	---	895,930.94
TIER 1 SFTY NET HOSPITALS	11.476	6660	23,000,000.00	2,988,890.42	---	20,011,109.58
MONITORING PROGRAM	11.475	6739	80,000.00	---	---	80,000.00
TRAUMA CENTERS	11.475	6743	30,000,000.00	---	---	30,000,000.00
PAGER PILOT	11.475	6745	60,000.00	25,000.00	---	35,000.00
PHYSICIANS	11.445	8197	183,328,901.00	183,328,901.00	---	---
DENTAL	11.450	8199	5,750,170.00	5,750,170.00	---	---
PREMIUM PAYMENTS	11.455	8201	50,414,133.00	50,414,133.00	---	---
HOME & COMM BASED SVS	11.460	8203	169,976,064.00	163,678,145.68	---	6,297,918.32
& 14.190						
REHAB & SPECIALTY SVS	11.465	8205	56,675,554.00	56,675,554.00	---	---
& 14.195						
MEDICAID SUPP POOL	11.555	9331	118,352,557.00	112,764,955.28	---	5,587,601.72
& 14.215						
UNCOMPENSATED CARE	11.500	9832	25,000,000.00	21,659,018.00	---	3,340,982.00
Social Services and Other Sources Fund (0610)						
MEDICAL SVS ADMIN E&E	11.400	0215	6,754,641.00	5,703,608.61	---	1,051,032.39
WOMEN & MINORITY OUTREACH	11.405	1391	750,000.00	728,814.09	---	21,185.91
TPL CONTRACTS	11.415	1392	1,186,000.00	1,184,418.35	---	1,581.65
INFORMATION SYSTEMS	11.420	1439	18,473,731.00	18,473,731.00	---	---
MC+ ENROLLMENT	11.425	3716	3,110,113.00	1,910,113.00	---	1,200,000.00

MEDICAID REVENUE UNIT PS	11.410	5048	81,000.00	59,525.00	---	21,475.00
MEDICAID REVENUE UNIT E&E	11.410	5049	8,286.00	2,551.85	---	5,734.15
MEDICAL SVS ADMIN E&E	17.395	5604	1,131,999.00	528,379.81	603,619.19	---
MEDICAL SVS ADMIN PS	11.400	6378	5,358,625.00	4,564,315.96	---	794,309.04
OPERATION INFO SYS CHGS	17.390	6381	5,165,167.00	5,089,374.81	75,792.19	---

DEPARTMENT OF CORRECTIONS

Corrections Fund (0130)

MEDICAL SERVICES E&E	09.405	2779	1.00	---	---	1.00
FOOD PURCHASES	09.030	4287	450,000.00	449,879.91	---	120.09
FEDERAL PROGRAMS PS	09.010	8102	2,133,025.00	1,710,156.07	---	422,868.93
FEDERAL PROGRAMS EE	09.010	8103	6,308,052.00	2,624,906.09	---	3,683,145.91

Office of the Director

Corrections Fund (0130)

REENTRY PROGRAM E&E	09.005	5874	50,000.00	---	---	50,000.00
---------------------	--------	------	-----------	-----	-----	-----------

Division of Human Services

Corrections Fund (0130)

DHS STAFF E&E	09.060	4862	31,823.00	---	---	31,823.00
---------------	--------	------	-----------	-----	-----	-----------

Division of Adult Institutions

Corrections Fund (0130)

DOC STWIDE PRISON CONST	16.140	3821	4,498,139.00	50,482.90	4,447,656.10	---
COMMUNITY CORRECTION CTRS	16.150	5662	457,360.00	232,484.02	224,875.98	---
NECC NEW JUVENILE UNIT	19.095	6440	2,522,931.00	---	2,522,931.00	---

Division of Probation and Parole

Corrections Fund (0130)

COMM SUPERVISION CTRS	19.090	6437	27,694,723.00	533,591.25	27,161,131.75	---
-----------------------	--------	------	---------------	------------	---------------	-----

Subtotals

5,803,565,100.00	4,998,911,438.40	180,775,080.30	623,878,581.30
------------------	------------------	----------------	----------------

Appropriated Transfers Out To:

Student Grant Fund (0839)	03.050	T012	1,000,000.00	592,521.00	---	407,479.00
General Revenue Fund (0101)	05.475	T282	1,539,556.00	636,307.00	---	903,249.00
General Revenue Fund (0101)	05.495	T284	1,931,573.00	1,913,577.44	---	17,995.56
General Revenue Fund (0101)	05.495	T285	5,040.00	3,488.80	---	1,551.20
Social Security Contributions Fund (0702)	05.095	T292	27,970,225.00	22,454,599.14	---	5,515,625.86
Social Security Contributions Fund (0702)	05.095	T293	75,500.00	35,889.00	---	39,611.00
State Retirement Contributions Fund (0701)	05.115	T296	36,833,690.00	30,218,175.28	---	6,615,514.72
State Retirement Contributions Fund (0701)	05.115	T297	101,020.00	49,088.68	---	51,931.32
Missouri State Employees' Deferred Compensation Incentive Plan Administration Fund (0706)	05.140	T299	2,215,425.00	2,069,172.93	---	146,252.07

**STATE OF MISSOURI
SUMMARY OF APPROPRIATION ACTIVITY
GENERAL FUND - FEDERAL FUNDS
FOR THE APPROPRIATION YEAR 2004**

	H.B. No.	Appr. No.	Appropriations	Expenditures and Transfers Out	Biennial Rollovers to 2005	Lapse of Appropriations
Missouri State Employees' Deferred Compensation Incentive Plan Administration Fund (0706)	05.140	T300	6,170.00	2,585.80	---	3,584.20
Missouri Consolidated Health Care Plan Benefit Fund (0765)	05.170	T303	59,830,911.00	50,807,343.46	---	9,023,567.54
Missouri Consolidated Health Care Plan Benefit Fund (0765)	05.170	T304	128,292.00	84,436.60	---	43,855.40
Economic Development Administrative Fund (0547)	07.015	T344	489,090.00	487,018.40	---	2,071.60
Workers' Compensation Fund (0652)	07.865	T367	30,548.00	---	---	30,548.00
State Facility Maintenance and Operation Fund (0501)	13.140	T427	2.00	---	2.00	---
General Revenue Fund (0101)	05.445	T467	579,079.00	510,873.87	---	68,205.13
General Revenue Fund (0101)	05.445	T468	262.00	240.32	---	21.68
Labor and Industrial Relations Administrative Fund 0122)	07.805	T471	14,516,879.00	6,728,084.00	---	7,788,795.00
General Revenue Fund (0101)	08.100	T518	397,000.00	291,422.40	---	105,577.60
General Revenue Fund (0101)	08.145	T519	42,122.00	8,075.24	---	34,046.76
General Revenue Fund (0101)	08.215	T520	57,147.00	4,539.25	---	52,607.75
Social Services and Other Sources Fund (0610)	05.355	T541	43,844.00	43,843.84	---	0.16
General Revenue Fund (0101)	05.360	T542	189,727,758.00	189,727,757.14	---	0.86
Elementary and Secondary Education Fund (0105)	05.360	T542	92,533.00	92,532.59	---	0.41
Third Party Liability Collections Fund (0120)	05.360	T542	64.00	63.97	---	0.03
Department of Revenue Fund (0132)	05.360	T542	221,781.00	221,781.00	---	---
Agriculture Fund (0133)	05.360	T542	82,929.00	82,928.92	---	0.08
Natural Resources Fund (0140)	05.360	T542	327.00	326.26	---	0.74
Health Fund (0143)	05.360	T542	632,754.00	632,754.00	---	---
Title XIX Fund (0163)	05.360	T542	1,170.00	1,169.40	---	0.60
Federal and Other Fund (0189)	05.360	T542	296,663.00	296,663.00	---	---
Adjutant General Fund (0190)	05.360	T542	1,835.00	1,834.64	---	0.36
Social Services and Other Sources Fund (0610)	05.360	T542	60.00	60.00	---	---
Workers' Compensation Fund (0652)	05.360	T542	30,548.00	30,548.00	---	---
Premium Fund (0885)	05.360	T542	627.00	626.90	---	0.10
Missouri Alternative Fuel Vehicle Loan Fund (0886)	05.360	T542	6.00	---	---	6.00

Budget Reserve Fund (0100)	05.340	T567	9,147,674.00	9,147,674.00	---	---
Budget Reserve Fund (0100)	05.345	T568	3,604.00	3,597.21	---	6.79
General Revenue Fund (0101)	05.030	T652	442,697.00	442,697.00	---	---
General Revenue Fund (0101)	05.030	T653	176,730.00	176,730.00	---	---
General Revenue Fund (0101)	05.030	T657	360.00	359.00	---	1.00
General Revenue Fund (0101)	10.060	T906	19,811,800.00	19,811,800.00	---	---
Enhanced Federal Matching Proceeds Fund (0159)	11.560	T949	208,220,000.00	---	---	208,220,000.00
Office of Administration Revolving Administrative Trust Fund (0505)	18.175	T952	1,100,336.00	88,058.00	1,012,278.00	---
General Revenue Fund (0101)	05.360	T954	<u>411,825.00</u>	<u>411,825.00</u>	<u>---</u>	<u>---</u>
Subtotals			<u>578,197,456.00</u>	<u>338,113,068.48</u>	<u>1,012,280.00</u>	<u>239,072,107.52</u>
Totals			<u><u>\$ 6,381,762,556.00</u></u>	<u><u>\$ 5,337,024,506.88</u></u>	<u><u>\$ 181,787,360.30</u></u>	<u><u>\$ 862,950,688.82</u></u>

**STATE OF MISSOURI
SUMMARY OF APPROPRIATION ACTIVITY
SPECIAL REVENUE FUNDS
FOR THE APPROPRIATION YEAR 2004**

	H.B. No.	Appr. No.	Appropriations	Expenditures and Transfers Out	Biennial Rollovers to 2005	Lapse of Appropriations
<u>LEGISLATURE</u>						
<u>Committee on Legislative Research</u>						
Statutory Revision Fund (0546)						
LEG RES-PUBLISH STATUTES	12.520	3035	\$ 106,491.00	\$ 31,256.82	\$ ---	\$ 75,234.18
<u>JUDICIARY</u>						
Judiciary Education and Training Fund (0847)						
JUDICIARY LEASING	13.130	6085	195,966.00	94,983.00	100,983.00	---
<u>Office of State Courts Administrator</u>						
Statewide Court Automation Fund (0270)						
COURT AUTOMATION PS	12.320	0735	1,374,019.00	1,281,836.28	---	92,182.72
COURT AUTOMATION E&E	12.320	3137	3,333,900.00	3,049,770.80	---	284,129.20
Crime Victims' Compensation Fund (0681)						
COURT AUTOMATION E&E	12.320	6224	352,000.00	351,999.00	---	1.00
Basic Civil Legal Services Fund (0757)						
BASIC LEGAL SERV CIP-PS	14.235	6845	21,033.00	---	---	21,033.00
BASIC LEGAL SERV CIP-EE	14.235	6846	5,266.00	---	---	5,266.00
State Court Administration Revolving Fund (0831)						
STATE COURTS ADMIN E&E	12.310	3031	30,000.00	18,463.76	---	11,536.24
Judiciary Education and Training Fund (0847)						
JUDICIAL TRNG & ED PS	12.330	4186	614,111.00	428,312.09	---	185,798.91
JUDICIAL TRNG & ED E&E	12.330	4187	1,757,698.00	704,741.91	---	1,052,956.09
<u>Circuit Courts</u>						
Missouri CASA Fund (0590)						
CASA PROGRAMS	12.360	5196	200,000.00	101,332.00	---	98,668.00
Drug Court Resources Fund (0733)						
DRUG COURTS E&E	12.380	5197	2,235,185.00	1,538,935.12	---	696,249.88
	& 14.240					
DRUG COURTS PS	12.380	5902	211,315.00	68,645.57	---	142,669.43
State Court Administration Revolving Fund (0831)						
CIRCUIT PERSONNEL E&E	12.355	6239	140,000.00	77,601.60	---	62,398.40
Domestic Relations Resolution Fund (0852)						
DOMESTIC RELATIONS	12.360	4618	500,000.00	398,280.08	---	101,719.92
CIRCUIT PERSONNEL PS	12.355	6065	82,500.00	60,335.00	---	22,165.00
CIRCUIT PERSONNEL E&E	12.355	6066	50,000.00	20,854.18	---	29,145.82

Fine Collections Center Interest Revolving Fund (0888)							
CIRCUIT PERSONNEL E&E	12.355	1992	25,000.00	---	---	25,000.00	
<u>Legal Defense and Defender</u>							
Legal Defense and Defender Fund (0670)							
PUBLIC DEFENDER COMM PS	12.400	0951	58,378.00	40,086.25	---	18,291.75	
PUBLIC DEFENDER COMM	12.400	7673	1,157,356.00	1,101,101.05	---	56,254.95	
<u>EXECUTIVE</u>							
Local Records Preservation Fund (0577)							
SEC OF STATE LEASING	13.110	6081	514.00	240.00	274.00	---	
<u>Record Services</u>							
Local Records Preservation Fund (0577)							
LOCAL RECORD GRANTS	17.405	6207	161,461.00	40,418.46	121,042.54	---	
SEC OF STATE PS	12.045	9491	885,175.00	809,914.82	---	75,260.18	
SEC OF STATE E&E	12.045	9492	418,007.00	291,222.88	---	126,784.12	
LOCAL RECORDS GRANTS	12.090	9835	400,000.00	172,293.95	---	227,706.05	
State Document Preservation Fund (0836)							
DOCUMENT PRESERVATION E&E	12.095	3994	189,515.00	26,692.48	---	162,822.52	
DOCUMENT PRESERVATION PS	12.095	5171	116,848.00	9,702.79	---	107,145.21	
<u>Securities</u>							
Investors Restitution Fund (0741)							
INVESTORS' RESTITUTION	12.055	5925	254,000.00	194,600.00	---	59,400.00	
Investor Education and Protection Fund (0829)							
SEC OF STATE PS	12.045	5532	121,458.00	86,247.98	---	35,210.02	
SEC OF STATE E&E	12.045	5533	163,464.00	95,163.89	---	68,300.11	
<u>Information Technology Services</u>							
Secretary of State's Technology Trust Fund Account Fund (0266)							
SEC OF STATE PS	12.045	2221	78,505.00	76,327.40	---	2,177.60	
SEC OF STATE E&E	12.045	2222	2,922,496.00	2,304,143.32	---	618,352.68	
<u>Library Services</u>							
Library Networking Fund (0822)							
LIBRARY NETWORKING FUND	12.120	4200	206,662.00	87,663.91	---	118,998.09	
<u>Wolfner Library</u>							
Wolfner State Library Fund (0928)							
SEC OF STATE E&E	12.045	4195	57,000.00	43,446.70	---	13,553.30	

**STATE OF MISSOURI
SUMMARY OF APPROPRIATION ACTIVITY
SPECIAL REVENUE FUNDS
FOR THE APPROPRIATION YEAR 2004**

	H.B. No.	Appr. No.	Appropriations	Expenditures and Transfers Out	Biennial Rollovers to 2005	Lapse of Appropriations
<u>State Auditor</u>						
Gaming Commission Fund (0286)						
STATE AUDITOR PS	12.150	0736	59,047.00	3,512.63	---	55,534.37
STATE AUDITOR E&E	12.150	0737	22,580.00	75.24	---	22,504.76
Conservation Commission Fund (0609)						
STATE AUDITOR PS	12.150	2209	37,809.00	37,808.86	---	0.14
STATE AUDITOR E&E	12.150	2211	2,611.00	---	---	2,611.00
Parks Sales Tax Fund (0613)						
STATE AUDITOR PS	12.150	0059	18,883.00	18,882.71	---	0.29
Soil and Water Sales Tax Fund (0614)						
STATE AUDITOR PS	12.150	0060	18,187.00	18,186.96	---	0.04
State Highways and Transportation Department Fund (0644)						
STATE AUDITOR PS	12.150	0085	514,901.00	432,957.89	---	81,943.11
STATE AUDITOR E&E	12.150	0088	19,989.00	15,202.09	---	4,786.91
Petition Audit Revolving Trust Fund (0648)						
STATE AUDITOR PS	12.150	8486	567,415.00	109,612.50	---	457,802.50
STATE AUDITOR E&E	12.150	8487	52,616.00	14,992.90	---	37,623.10
<u>State Treasurer</u>						
Treasurer's Information Fund (0255)						
TREASURER'S INFO FUND	12.155	0747	25,000.00	2,528.70	---	22,471.30
State Highways and Transportation Department Fund (0644)						
STATE TREASURER PS	12.155	0090	464,135.00	464,133.98	---	1.02
Workers' Compensation - Second Injury Fund (0653)						
STATE TREASURER PS	12.155	4009	36,675.00	36,673.81	---	1.19
STATE TREASURER E&E	12.155	4010	3,280.00	3,280.00	---	---
<u>Attorney General</u>						
Gaming Commission Fund (0286)						
ATTORNEY GENERAL PS	12.210	2314	120,047.00	119,715.47	---	331.53
ATTORNEY GENERAL E&E	12.210	3333	6,747.00	783.03	---	5,963.97
Natural Resources Protection - Water Pollution Permit Fee Subaccount Fund (0568)						
ATTORNEY GENERAL PS	12.210	1521	32,272.00	32,272.00	---	---
ATTORNEY GENERAL E&E	12.210	1522	4,715.00	4,715.00	---	---

Solid Waste Management Fund (0570)							
ATTORNEY GENERAL PS	12.210	1523	32,272.00	32,264.32	---	---	7.68
ATTORNEY GENERAL E&E	12.210	1524	5,215.00	5,215.00	---	---	---
Motor Vehicle Commission Fund (0588)							
ATTORNEY GENERAL PS	12.210	9618	33,392.00	---	---	---	33,392.00
ATTORNEY GENERAL E&E	12.210	9619	11,300.00	---	---	---	11,300.00
Health Spa Regulatory Fund (0589)							
ATTORNEY GENERAL E&E	12.210	0806	5,000.00	3,533.00	---	---	1,467.00
Natural Resources Protection - Air Pollution Permit Fee Subaccount Fund (0594)							
ATTORNEY GENERAL PS	12.210	1525	32,260.00	32,260.00	---	---	---
ATTORNEY GENERAL E&E	12.210	1526	4,715.00	4,715.00	---	---	---
Soil and Water Sales Tax Fund (0614)							
ATTORNEY GENERAL PS	12.210	1527	10,755.00	10,745.63	---	---	9.37
ATTORNEY GENERAL E&E	12.210	1528	2,267.00	2,267.00	---	---	---
Merchandising Practices Revolving Fund (0631)							
ATTORNEY GENERAL PS	12.210	1529	598,662.00	598,662.00	---	---	---
ATTORNEY GENERAL E&E	12.210	2315	1,894,860.00	913,496.04	---	---	981,363.96
ATTORNEY GENERAL	13.125	3187	430,178.00	178,431.48	251,746.52	---	---
Workers' Compensation Fund (0652)							
ATTORNEY GENERAL PS	12.210	2316	268,518.00	268,495.54	---	---	22.46
ATTORNEY GENERAL	13.125	3188	239,350.00	103,048.08	136,301.92	---	---
ATTORNEY GENERAL E&E	12.210	7588	168,801.00	80,540.86	---	---	88,260.14
Workers' Compensation - Second Injury Fund (0653)							
ATTORNEY GENERAL	13.125	3189	368,806.00	104,083.20	264,722.80	---	---
ATTORNEY GENERAL PS	12.210	4011	1,594,620.00	1,576,226.99	---	---	18,393.01
ATTORNEY GENERAL E&E	12.210	4012	401,124.00	364,173.99	---	---	36,950.01
Hazardous Waste Fund (0676)							
ATTORNEY GENERAL PS	12.210	1556	32,260.00	32,254.41	---	---	5.59
ATTORNEY GENERAL E&E	12.210	1557	4,715.00	4,715.00	---	---	---
Safe Drinking Water Fund (0679)							
ATTORNEY GENERAL PS	12.210	1558	10,767.00	10,763.75	---	---	3.25
ATTORNEY GENERAL E&E	12.210	1559	2,265.00	2,265.00	---	---	---
Missouri Office of Prosecution Services Fund (0680)							
ATTORNEY GENERAL	13.125	2022	34,506.00	16,465.20	18,040.80	---	---
Hazardous Waste Remedial Fund (0690)							
ATTORNEY GENERAL PS	12.210	6265	218,766.00	218,712.90	---	---	53.10
ATTORNEY GENERAL E&E	12.210	6266	10,165.00	10,165.00	---	---	---
Inmate Incarceration Reimbursement Act Revolving Fund (0828)							
ATTORNEY GENERAL E&E	12.210	4183	11,700.00	9,673.03	---	---	2,026.97
ATTORNEY GENERAL PS	12.210	4204	22,125.00	22,125.00	---	---	---
Mined Land Reclamation Fund (0906)							
ATTORNEY GENERAL PS	12.210	1560	10,755.00	10,738.65	---	---	16.35
ATTORNEY GENERAL E&E	12.210	1561	2,262.00	2,262.00	---	---	---

**STATE OF MISSOURI
SUMMARY OF APPROPRIATION ACTIVITY
SPECIAL REVENUE FUNDS
FOR THE APPROPRIATION YEAR 2004**

	H.B. No.	Appr. No.	Appropriations	Expenditures and Transfers Out	Biennial Rollovers to 2005	Lapse of Appropriations
<u>Missouri Office of Prosecution Services</u>						
Missouri Office of Prosecution Services						
Fund (0680)						
OFFICE OF PROS SVS PS	12.230	7337	147,724.00	138,489.50	---	9,234.50
OFFICE OF PROS SVS E&E	12.230	7338	160,419.00	61,262.64	---	99,156.36
Missouri Office of Prosecution Services						
Revolving Fund (0844)						
OFFICE OF PROS SVS E&E	12.230	4106	150,000.00	109,596.99	---	40,403.01
<u>OFFICE OF ADMINISTRATION</u>						
Second Capital Commission Fund (0745)						
2ND STATE CAPITOL COMM	05.470	6364	100,000.00	---	---	100,000.00
<u>Division of Accounting</u>						
Nursing Facility Quality of Care Fund (0271)						
UNEMPLOYMENT BENEFITS	05.160	6341	4,537.00	4,536.90	---	0.10
Division of Tourism Supplemental Revenue						
Fund (0274)						
UNEMPLOYMENT BENEFITS	05.160	6971	2,750.00	2,750.00	---	---
Health Initiatives Fund (0275)						
UNEMPLOYMENT BENEFITS	05.160	5990	1,000.00	42.21	---	957.79
TEACHER RETIREMENT CONTR	05.130	6105	5,000.00	46.88	---	4,953.12
Gaming Commission Fund (0286)						
UNEMPLOYMENT BENEFITS	05.160	6671	20,000.00	6,312.95	---	13,687.05
Lottery Proceeds Fund (0291)						
TEACHER RETIREMENT CONTR	05.130	2831	25,000.00	---	---	25,000.00
Animal Care Reserve Fund (0295)						
UNEMPLOYMENT BENEFITS	05.160	6672	20,000.00	4,617.00	---	15,383.00
Commodity Council Merchandising Fund (0406)						
UNEMPLOYMENT BENEFITS	05.160	7029	6.00	5.16	---	0.84
Division of Credit Unions Fund (0548)						
UNEMPLOYMENT BENEFITS	05.160	6001	5,000.00	26.88	---	4,973.12
Insurance Examiners Fund (0552)						
UNEMPLOYMENT BENEFITS	05.160	6674	4,947.00	4,946.81	---	0.19
Insurance Dedicated Fund (0566)						
UNEMPLOYMENT BENEFITS	05.160	6002	15,000.00	4,268.57	---	10,731.43
Natural Resources Protection - Water Pollution						
Permit Fee Subaccount Fund (0568)						
UNEMPLOYMENT BENEFITS	05.160	6797	10,000.00	2,059.35	---	7,940.65

Local Records Preservation Fund (0577)							
UNEMPLOYMENT BENEFITS	05.160	6894	24,000.00	15,750.00	---	8,250.00	
Manufactured Housing Fund (0582)							
UNEMPLOYMENT BENEFITS	05.160	6895	7,500.00	5,500.00	---	2,000.00	
Natural Resources Protection - Air Pollution Permit Fee Subaccount Fund (0594)							
UNEMPLOYMENT BENEFITS	05.160	6154	7,500.00	5,170.64	---	2,329.36	
Video Instructional Development and Educational Opportunity Fund (0599)							
TEACHER RETIREMENT CONTR	05.130	1155	14,500.00	---	---	14,500.00	
Children's Service Commission Fund (0601)							
CHILDREN'S SERVICE COMM	05.545	5609	17,000.00	14,968.29	---	2,031.71	
	& 14.055						
Public Service Commission Fund (0607)							
UNEMPLOYMENT BENEFITS	05.160	6343	7,000.00	3,347.62	---	3,652.38	
Conservation Commission Fund (0609)							
UNEMPLOYMENT BENEFITS	05.160	2240	200,000.00	132,509.80	---	67,490.20	
Parks Sales Tax Fund (0613)							
UNEMPLOYMENT BENEFITS	05.160	6237	350,000.00	130,438.47	---	219,561.53	
Soil and Water Sales Tax Fund (0614)							
UNEMPLOYMENT BENEFITS	05.160	6238	1.00	---	---	1.00	
State School Money Fund (0616)							
TEACHER RETIREMENT CONTR	05.130	3014	39,206.00	39,205.11	---	0.89	
Social Services Educational Improvement Fund (0620)							
TEACHER RETIREMENT CONTR	05.130	3440	27,100.00	1,126.42	---	25,973.58	
UNEMPLOYMENT BENEFITS	05.160	6003	1,000.00	496.44	---	503.56	
Board of Accountancy Fund (0627)							
UNEMPLOYMENT BENEFITS	05.160	6798	2,000.00	950.06	---	1,049.94	
Board of Nursing Fund (0635)							
UNEMPLOYMENT BENEFITS	05.160	6799	4,005.00	4,004.32	---	0.68	
Healthy Families Trust Fund-Tobacco Prevention, Education and Cessation Account Fund (0643)							
UNEMPLOYMENT BENEFITS	05.160	6897	1,000.00	948.00	---	52.00	
State Highways and Transportation Department Fund (0644)							
UNEMPLOYMENT OTHER	05.160	2241	41,343.00	41,342.24	---	0.76	
MODOT/HWY PATROL UNEMPLOY	05.165	6365	590,000.00	565,747.16	---	24,252.84	
Grain Inspection Fees Fund (0647)							
UNEMPLOYMENT BENEFITS	05.160	6004	20,000.00	11,034.99	---	8,965.01	
Workers' Compensation Fund (0652)							
UNEMPLOYMENT BENEFITS	05.160	6005	5,000.00	4,123.32	---	876.68	
Workers' Compensation - Second Injury Fund (0653)							
UNEMPLOYMENT BENEFITS	05.160	6346	7,656.00	7,615.64	---	40.36	
Railroad Expense Fund (0659)							
UNEMPLOYMENT BENEFITS	05.160	6147	4,000.00	3,414.30	---	585.70	

**STATE OF MISSOURI
SUMMARY OF APPROPRIATION ACTIVITY
SPECIAL REVENUE FUNDS
FOR THE APPROPRIATION YEAR 2004**

	H.B. No.	Appr. No.	Appropriations	Expenditures and Transfers Out	Biennial Rollovers to 2005	Lapse of Appropriations
Hazardous Waste Fund (0676)						
UNEMPLOYMENT BENEFITS	05.160	6151	8,000.00	2,099.82	---	5,900.18
Hazardous Waste Remedial Fund (0690)						
UNEMPLOYMENT BENEFITS	05.160	6153	2,000.00	622.82	---	1,377.18
Missouri Senior Rx Fund (0734)						
UNEMPLOYMENT BENEFITS	05.160	6972	4,500.00	2,589.28	---	1,910.72
Judiciary Education and Training Fund (0847)						
UNEMPLOYMENT BENEFITS	05.160	6973	3,000.00	1,250.00	---	1,750.00
Guaranty Agency Operating Fund (0880)						
UNEMPLOYMENT BENEFITS	05.160	6357	1,000.00	466.65	---	533.35
Mental Health Trust Fund (0926)						
UNEMPLOYMENT BENEFITS	05.160	6900	1,000.00	73.86	---	926.14
<u>Division of Facilities Management</u>						
Children's Trust Fund (0694)						
OFFICE OF ADMINISTRATION	13.030	1069	33,720.00	5,775.00	27,945.00	---
<u>Division of General Services</u>						
Conservation Commission Fund (0609)						
WORKERS' COMP & SIF TAX	05.500	3439	104,450.00	104,390.46	---	59.54
WORKERS' COMPENSATION	05.490	4542	600,000.00	583,594.95	---	16,405.05
Head Injury Fund (0742)						
HEAD INJURY PROGRAM PS	05.525	6030	78,730.00	78,715.70	---	14.30
HEAD INJURY PROGRAM	05.525	6763	421,270.00	291,109.22	---	130,160.78
Governor's Council on Physical Fitness Institution Gift Trust Fund (0924)						
HEALTH COUNCIL PROGRAMS	05.520	2608	350,000.00	53,102.42	---	296,897.58
<u>Children's Trust Fund</u>						
Children's Trust Fund (0694)						
CTF PROGRAMS	05.540	5608	3,360,000.00	2,274,684.27	---	1,085,315.73
CHILDREN'S TRUST FUND PS	05.540	8371	185,421.00	162,908.98	---	22,512.02
CHILDREN'S TRUST FUND E&E	05.540	8372	146,239.00	68,170.91	---	78,068.09

DEPARTMENT OF AGRICULTURE

Animal Care Reserve Fund (0295)							
REPLACEMENT VEHICLES	06.025	1969	74,860.00	72,227.00	---	2,633.00	
Milk Inspection Fees Fund (0645)							
AGRICULTURE LEASING	13.045	1475	22,514.00	10,928.04	11,585.96	---	
REPLACEMENT VEHICLES	06.025	6113	14,110.00	---	---	14,110.00	
Grain Inspection Fees Fund (0647)							
AGRICULTURE LEASING	13.045	1474	85,512.00	21,084.00	64,428.00	---	
REPLACEMENT VEHICLES	06.025	3570	337,520.00	31,500.00	---	306,020.00	
Petroleum Inspection Fund (0662)							
AGRICULTURE LEASING	13.045	0653	15,408.00	7,200.00	8,208.00	---	
REPLACEMENT VEHICLES	06.025	3569	54,700.00	54,700.00	---	---	

Office of Director

Animal Health Laboratory Fee Fund (0292)							
DIRECTOR'S OFFICE E&E	06.005	1553	3,925.00	---	---	3,925.00	
DIRECTOR'S OFFICE PS	06.005	1571	6,686.00	---	---	6,686.00	
Animal Care Reserve Fund (0295)							
DIRECTOR'S OFFICE E&E	06.005	1555	5,943.00	---	---	5,943.00	
DIRECTOR'S OFFICE PS	06.005	1572	6,685.00	---	---	6,685.00	
Livestock Brands Fund (0299)							
DIRECTOR'S OFFICE E&E	06.005	1562	5,000.00	2,494.28	---	2,505.72	
Commodity Council Merchandising Fund (0406)							
DIRECTOR'S OFFICE E&E	06.005	1563	350.00	---	---	350.00	
DIRECTOR'S OFFICE PS	06.005	1575	300.00	---	---	300.00	
Missouri Qualified Fuel Ethanol Producer Incentive Fund (0571)							
ETHANOL INCENTIVE PRGM	06.015	4627	3,716,697.00	3,576,485.00	---	140,212.00	
Livestock Sales and Markets Fees Fund (0581)							
DIRECTOR'S OFFICE E&E	06.005	1566	265.00	---	---	265.00	
DIRECTOR'S OFFICE PS	06.005	1595	350.00	---	---	350.00	
Livestock Dealer Law Enforcement and Administration Fund (0624)							
DIRECTOR'S OFFICE E&E	06.005	1567	105.00	---	---	105.00	
DIRECTOR'S OFFICE PS	06.005	1596	125.00	---	---	125.00	
Milk Inspection Fees Fund (0645)							
DIRECTOR'S OFFICE E&E	06.005	1568	1,002.00	---	---	1,002.00	
DIRECTOR'S OFFICE PS	06.005	1580	1,296.00	---	---	1,296.00	
Grain Inspection Fees Fund (0647)							
DIRECTOR'S OFFICE E&E	06.005	1569	6,740.00	---	---	6,740.00	
DIRECTOR'S OFFICE PS	06.005	1581	7,422.00	---	---	7,422.00	
Petroleum Inspection Fund (0662)							
DIRECTOR'S OFFICE E&E	06.005	1570	12,373.00	---	---	12,373.00	
DIRECTOR'S OFFICE PS	06.005	1582	13,408.00	3,842.00	---	9,566.00	

**STATE OF MISSOURI
SUMMARY OF APPROPRIATION ACTIVITY
SPECIAL REVENUE FUNDS
FOR THE APPROPRIATION YEAR 2004**

	H.B. No.	Appr. No.	Appropriations	Expenditures and Transfers Out	Biennial Rollovers to 2005	Lapse of Appropriations
Marketing Development Fund (0683)						
DIRECTOR'S OFFICE PS	06.005	1597	5,010.00	1,525.50	---	3,484.50
DIRECTOR'S OFFICE E&E	06.005	1599	2,499.00	---	---	2,499.00
Organic Production and Certification Fee Fund (0749)						
DIRECTOR'S OFFICE E&E	06.005	6901	4,500.00	1,291.88	---	3,208.12
Agriculture Development Fund (0904)						
DIRECTOR'S OFFICE PS	06.005	1598	920.00	---	---	920.00
DIRECTOR'S OFFICE E&E	06.005	1600	726.00	---	---	726.00
<u>Division of Animal Health</u>						
Animal Health Laboratory Fee Fund (0292)						
ANIMAL HEALTH ADMIN PS	06.060	1222	135,214.00	35,080.00	---	100,134.00
ANIMAL HEALTH ADMIN E&E	06.060	2186	446,400.00	274,154.31	---	172,245.69
Animal Care Reserve Fund (0295)						
ANIMAL HEALTH ADMIN PS	06.060	1224	293,759.00	177,908.80	---	115,850.20
ANIMAL HEALTH ADMIN E&E	06.060	2187	236,107.00	67,182.75	---	168,924.25
Livestock Brands Fund (0299)						
LIVESTOCK BRANDS PRGM	06.060	1227	41,010.00	40,975.50	---	34.50
Livestock Sales and Markets Fees Fund (0581)						
LIVESTOCK MARKETS	06.060	9462	32,565.00	9,849.00	---	22,716.00
Livestock Dealer Law Enforcement and Administration Fund (0624)						
LIVESTOCK DEALER LAW	06.060	8830	12,250.00	1.97	---	12,248.03
Institution Gift Trust Fund (0925)						
GIFT TRUST FUND	06.060	3121	5,000.00	---	---	5,000.00
<u>Division of Grain Inspection and Warehousing</u>						
Commodity Council Merchandising Fund (0406)						
COMMODITY MERCHNDNSNG PS	06.075	2417	68,145.00	38,147.75	---	29,997.25
COMMODITY MERCHNDNSNG E&E	06.075	2418	23,000.00	12,361.65	---	10,638.35
REFUNDS & REIMBURSEMENTS	06.080	2420	135,000.00	124,184.02	---	10,815.98
Aquaculture Marketing Development Fund (0573)						
MO AQUACULTURE COUNCIL	06.080	2419	25,000.00	8,264.33	---	16,735.67
Apple Merchandising Fund (0615)						
RES & MKT DEV OF APPLES	06.080	2421	12,000.00	5,000.00	---	7,000.00

Grain Inspection Fees Fund (0647)							
GRAIN INSPECTION SVS E&E	06.075	2388	312,107.00	162,124.75	---	149,982.25	
GRAIN INSPECTION SVS PS	06.075	3201	1,839,431.00	957,288.64	---	882,142.36	
PAYMENT OF FED USER FEE	06.075	4552	100,000.00	52,286.10	---	47,713.90	
Missouri Wine Marketing and Research Development Fund (0855)							
WINE MKTNG & RESEARCH	06.080	0554	27,000.00	25,301.23	---	1,698.77	
<u>Division of Plant Industries</u>							
Boll Weevil Suppression and Eradication Fund (0823)							
BOLL WEEVIL ERADICAT PS	06.095	0556	66,226.00	6,084.96	---	60,141.04	
BOLL WEEVIL ERADICAT E&E	06.095	0557	40,000.00	6,092.71	---	33,907.29	
<u>Division of Weights and Measures</u>							
Petroleum Inspection Fund (0662)							
WEIGHTS & MEASURES E&E	06.100	2573	1,141,798.00	703,078.91	---	438,719.09	
WEIGHTS & MEASURES PS	06.100	8381	1,288,789.00	1,168,190.77	---	120,598.23	
<u>State Milk Board</u>							
Milk Inspection Fees Fund (0645)							
STATE MILK BOARD PS	06.120	0265	219,897.00	118,263.21	---	101,633.79	
STATE MILK BOARD E&E	06.120	0267	241,029.00	143,049.35	---	97,979.65	
MILK BOARD LOCAL HLTH	06.120	0268	1,288,970.00	857,696.15	---	431,273.85	
State Contracted Manufacturing Dairy Plant Inspection and Grading Fee Fund (0661)							
DAIRY PLANT INSPECTIONS	06.120	7362	8,000.00	---	---	8,000.00	
<u>Agric Business Development Division</u>							
Aquaculture Marketing Development Fund (0573)							
AGRI BUSINESS DEV PS	06.030	5027	7,795.00	7,627.50	---	167.50	
Marketing Development Fund (0683)							
GRAPE & WINE PROGRAM E&E	06.050	2568	1,282,150.00	733,405.87	---	548,744.13	
GRAPE & WINE PROGRAM PS	06.050	2827	103,852.00	103,471.00	---	381.00	
Agriculture Development Fund (0904)							
AG DEVELOPMENT PRGM PS	06.040	5394	85,201.00	46,233.35	---	38,967.65	
AG DEVELOPMENT PRGM E&E	06.040	5395	48,422.00	24,071.74	---	24,350.26	
AG DEVEL FUND INVESTMENTS	06.040	9913	500,000.00	45,749.99	---	454,250.01	
<u>Missouri State Fair</u>							
State Fair Trust Fund (0951)							
FUNDING TO START FAIR	06.110	3812	10,000.00	3,139.83	---	6,860.17	

**STATE OF MISSOURI
SUMMARY OF APPROPRIATION ACTIVITY
SPECIAL REVENUE FUNDS
FOR THE APPROPRIATION YEAR 2004**

	H.B. No.	Appr. No.	Appropriations	Expenditures and Transfers Out	Biennial Rollovers to 2005	Lapse of Appropriations
<u>Market Information and Outreach Division</u>						
Marketing Development						
GOV'S CONFERENCE ON AG	06.055	2938	125,000.00	73,942.18	---	51,057.82
MARKET INFO/OUTREACH E&E	06.055	6054	27,000.00	13,459.11	---	13,540.89
Agriculture Development Fund (0904)						
MARKET INFO/OUTREACH PS	06.055	6055	102,401.00	62,234.59	---	40,166.41
Institution Gift Trust Fund (0925)						
AG AWARENESS PRGM	06.055	4377	25,000.00	4.86	---	24,995.14
<u>DEPARTMENT OF INSURANCE</u>						
Insurance Examiners Fund (0552)						
MKT CONDUCT&FIN EXAM PS	07.705	0793	5,369,071.00	4,693,047.11	---	676,023.89
MKT CONDUCT&FIN EXAM E&E	07.705	2042	2,095,607.00	1,518,979.86	---	576,627.14
REFUNDS	07.710	2681	14,267.00	14,266.48	---	0.52
Insurance Dedicated Fund (0566)						
INSURANCE LEASING	13.060	6082	26,622.00	8,280.00	18,342.00	---
DEPT ADMINISTRATION PS	07.700	9907	5,000,976.00	4,610,134.93	---	390,841.07
DEPT ADMINISTRATION E&E	07.700	9908	1,803,056.00	1,162,516.26	---	640,539.74
REFUNDS	07.710	9909	50,000.00	47,642.13	---	2,357.87
<u>DEPARTMENT OF CONSERVATION</u>						
Conservation Commission Fund (0609)						
CONSERVATION PROGRAMS	06.600	0286	126,951,038.00	121,157,290.09	---	5,793,747.91
MDC CONSTRUCTION	16.100	4886	18,386,774.00	68,946.76	18,317,827.24	---
STATEWIDE CONSTRUCTION	19.040	6415	50,000,000.00	15,614,685.14	34,385,314.86	---
<u>DEPARTMENT OF ECONOMIC DEVELOPMENT</u>						
Division of Tourism Supplemental Revenue Fund (0274)						
DED LEASING	13.055	1982	19,866.00	8,181.60	11,684.40	---
Division of Credit Unions Fund (0548)						
DED LEASING	13.055	1983	77,932.00	16,830.00	61,102.00	---
Division of Finance Fund (0550)						
DED LEASING	13.055	1984	467,774.00	186,091.50	281,682.50	---

Manufactured Housing Fund (0582)							
DED LEASING	13.055	3128	31,788.00	13,808.13	17,979.87		---
Missouri Job Development Fund (0600)							
DED LEASING	13.055	1985	25,012.00	---	25,012.00		---
Public Service Commission Fund (0607)							
DED LEASING	13.055	1986	1,800,638.00	801,653.78	998,984.22		---
<u>Economic Development Agencies</u>							
Missouri Housing Trust Fund (0254)							
MO HOUSING DEVELOP COMM	07.130	0980	5,987,388.00	5,987,387.02	---		0.98
Missouri Arts Council Trust Fund (0262)							
MO ARTS COUNCIL E&E	07.070	0989	3,035,838.00	2,112,082.00	---		923,756.00
MO ARTS COUNCIL PS	07.070	2881	407,433.00	356,546.13	---		50,886.87
INCENTIVES AND TECH ASST	07.070	2943	1,241,000.00	605,299.00	---		635,701.00
Division of Tourism Supplemental Revenue Fund (0274)							
TOURISM PS	07.120	1030	1,541,126.00	1,389,622.45	---		151,503.55
TOURISM E&E	07.120	2192	13,918,905.00	9,838,825.87	---		4,080,079.13
TOURISM E&E	17.365	6210	3,613,455.00	2,544,150.14	1,069,304.86		---
Business Extension Service Team Fund (0280)							
BUSINESS EXT SVS PRGM	07.020	1029	1,854,000.00	35,150.00	---		1,818,850.00
Missouri Community College Job Training Program Fund (0563)							
COMM COLL NEW JOBS TRNG	07.040	0906	16,000,000.00	8,061,583.70	---		7,938,416.30
International Promotions Revolving Fund (0567)							
BUSINESS E&E	07.020	6255	75,000.00	41,850.77	---		33,149.23
Missouri Job Development Fund (0600)							
MO JOB DEVELOPMENT	07.030	0905	8,783,104.00	5,267,530.83	---		3,515,573.17
MO JOB DEVELOPMENT	17.350	6213	2,472,672.00	1,547,813.63	924,858.37		---
BUSINESS PS	07.020	6256	327,294.00	241,417.84	---		85,876.16
BUSINESS E&E	07.020	6257	88,389.00	54,171.10	---		34,217.90
Tourism Marketing Fund (0650)							
TOURISM E&E	07.120	8403	15,000.00	24.26	---		14,975.74
State Supplemental Downtown Development Fund (0766)							
MODESA PROGRAM	14.095	6858	1.00	---	---		1.00
State Supplemental Rural Development Fund (0767)							
MORESA PROGRAM	14.095	6859	1.00	---	---		1.00
Youth Opportunities and Violence Prevention Fund (0827)							
YOUTH OPPORTUN & VIOLENCE	07.045	2455	250,000.00	---	---		250,000.00
Property Reuse Fund (0830)							
BROWNFIELDS REDEV PRGM	07.045	2575	1,500,000.00	368,617.23	---		1,131,382.77

**STATE OF MISSOURI
SUMMARY OF APPROPRIATION ACTIVITY
SPECIAL REVENUE FUNDS
FOR THE APPROPRIATION YEAR 2004**

	H.B. No.	Appr. No.	Appropriations	Expenditures and Transfers Out	Biennial Rollovers to 2005	Lapse of Appropriations
Missouri Supplemental Tax Increment Financing Fund (0848)						
STATE TIF PROGRAM	07.055	4351	3,204,642.00	1,697,390.84	---	1,507,251.16
STATE TIF PROGRAM	17.345	5588	2,099,036.00	82,688.84	2,016,347.16	---
STATE TIF PROGRAM	17.360	6209	1,180,000.00	---	1,180,000.00	---
Special Employment Security Fund (0949)						
BUILDINGS & LAND	07.115	0592	216,000.00	191,256.90	---	24,743.10
<u>Regulatory Agencies</u>						
Division of Credit Unions Fund (0548)						
DIV OF CREDIT UNIONS E&E	07.140	2195	130,951.00	130,876.83	---	74.17
DIV OF CREDIT UNIONS PS	07.140	3657	719,777.00	687,516.69	---	32,260.31
Division of Finance Fund (0550)						
DIV OF FINANCE E&E	07.145	2196	827,265.00	821,261.17	---	6,003.83
DIV OF FINANCE PS	07.145	3658	4,189,416.00	3,835,822.73	---	353,593.27
OUT-OF-STATE EXAMS E&E	07.145	6138	50,000.00	27,883.08	---	22,116.92
Deaf Relay Service and Equipment Distribution Program						
PUBLIC SERVICE COMM E&E	07.175	9834	5,000,000.00	3,651,982.94	---	1,348,017.06
Manufactured Housing						
MANUFACTD HOUSING REFUNDS	07.135	0817	10,000.00	3,520.00	---	6,480.00
MANUF HOUSING ADMIN E&E	07.135	2194	146,771.00	38,405.48	---	108,365.52
MANUFACTD HOUSING PRGM	07.135	3102	16,255.00	16,254.59	---	0.41
MANUF HOUSING ADMIN PS	07.135	3991	325,436.00	202,774.53	---	122,661.47
PUBLIC SERVICE COMM E&E	07.175	4392	2,235.00	---	---	2,235.00
Public Service Commission Fund (0607)						
PSC REFUNDS	07.175	0818	10,000.00	40.00	---	9,960.00
PUBLIC SERVICE COMM PS	07.175	1428	9,523,311.00	8,648,109.96	---	875,201.04
& 14.115						
PUBLIC SERVICE COMM E&E	07.175	2203	3,797,213.00	2,299,867.90	---	1,497,345.10
& 14.115						
Board of Accountancy Fund (0627)						
BOARD OF ACCOUNTANCY E&E	07.205	2214	195,718.00	138,248.81	---	57,469.19
BOARD OF ACCOUNTANCY PS	07.205	3666	234,428.00	225,493.92	---	8,934.08
Board of Barber Examiners Fund (0628)						
BARBER EXAMINERS	07.215	0819	38,271.00	21,611.39	---	16,659.61
Board of Podiatric Medicine Fund (0629)						
PODIATRIC MEDICINE	07.260	0839	21,681.00	10,720.56	---	10,960.44
Board of Chiropractic Examiners Fund (0630)						
CHIROPRACTIC EXAMINERS	07.220	0820	151,052.00	78,330.66	---	72,721.34

Board of Cosmetology Fund (0632)							
BOARD OF COSMETOLOGY	07.225	0832	259,418.00	235,959.31	---	23,458.69	
Board of Embalmers and Funeral Directors Fund (0633)							
EMBALMERS & FUNERAL DIR	07.235	0833	149,634.00	71,366.01	---	78,267.99	
Board of Registration for Healing Arts Fund (0634)							
HEALING ART FEE PAYMENTS	07.240	2225	187,568.00	630.00	---	186,938.00	
BD FOR HEALING ART E&E	07.240	2230	702,605.00	577,832.37	---	124,772.63	
BD FOR HEALING ART PS	07.240	3673	1,595,397.00	1,456,785.47	---	138,611.53	
Board of Nursing Fund (0635)							
BOARD OF NURSING E&E	07.245	2244	758,360.00	253,357.93	---	505,002.07	
BOARD OF NURSING PS	07.245	3675	892,681.00	716,950.68	---	175,730.32	
FINGERPRINTING	07.245	4864	174,979.00	162,438.00	---	12,541.00	
Board of Optometry Fund (0636)							
BOARD OF OPTOMETRY	07.250	0836	42,604.00	26,545.50	---	16,058.50	
Board of Pharmacy Fund (0637)							
BOARD OF PHARMACY E&E	07.255	2262	606,756.00	224,134.24	---	382,621.76	
PHARMACY CRIM HISTORY	07.255	2586	170,000.00	157,682.00	---	12,318.00	
BOARD OF PHARMACY PS	07.255	3677	571,197.00	524,243.52	---	46,953.48	
Missouri Real Estate Commission Fund (0638)							
MO REAL ESTATE COMM E&E	07.265	2266	294,734.00	216,615.60	---	78,118.40	
MO REAL ESTATE COMM PS	07.265	3679	830,280.00	675,728.89	---	154,551.11	
Veterinary Medical Board Fund (0639)							
TESTING SERVICES	07.270	0329	40,000.00	9,000.00	---	31,000.00	
MO VETERINARY MEDICAL BD	07.270	0840	71,096.00	38,816.11	---	32,279.89	
Dental Board Fund (0677)							
DENTAL BOARD E&E	07.230	2224	265,924.00	176,720.62	---	89,203.38	
DENTAL BOARD PS	07.230	3671	326,490.00	273,906.25	---	52,583.75	
State Board of Architects, Professional Engineers, Land Surveyors and Landscape Architects Fund (0678)							
ARCH PE & LAND SURV E&E	07.210	2223	405,127.00	274,101.41	---	131,025.59	
ARCH PE & LAND SURV PS	07.210	3667	323,654.00	285,208.39	---	38,445.61	
<u>DEPARTMENT OF ELEMENTARY AND SECONDARY EDUCATION</u>							
Outstanding Schools Trust Fund (0287)							
FOUNDATION-FORMULA	02.015	0678	241,179,625.00	241,179,624.51	---	0.49	
Bingo Proceeds for Education Fund (0289)							
STATEWIDE MTN REPAIR	20.100	0294	94,997.00	49,199.80	45,797.20	---	
DC STATEWIDE M&R	20.140	4692	419,187.00	300,510.22	118,676.78	---	
DC M&R	18.040	6478	502,225.00	---	502,225.00	---	

**STATE OF MISSOURI
SUMMARY OF APPROPRIATION ACTIVITY
SPECIAL REVENUE FUNDS
FOR THE APPROPRIATION YEAR 2004**

	H.B. No.	Appr. No.	Appropriations	Expenditures and Transfers Out	Biennial Rollovers to 2005	Lapse of Appropriations
State School Money Fund (0616)						
FOUNDATION-FORMULA	02.015	0679	1,477,395,293.00	1,477,395,292.70	---	0.30
Excellence in Education Fund (0651)						
DIV OF GENERAL ADMIN E&E	02.005	2297	2,681,686.00	1,654,383.29	---	1,027,302.71
DIV OF GENERAL ADMIN PS	02.005	6459	247,524.00	212,660.10	---	34,863.90
<u>Administration</u>						
School District Bonds Fund (0248)						
SCHOOL DISTRICT BONDS	02.050	0113	450,000.00	450,000.00	---	---
Outstanding Schools Trust Fund (0287)						
FOUNDATION-SPECIAL NEEDS	02.015	0680	152,002,371.00	152,002,370.50	---	0.50
Lottery Proceeds Fund (0291)						
DIV OF GENERAL ADMIN E&E	02.005	0058	110,880.00	106,910.09	---	3,969.91
FOUNDATION-GIFTED	02.015	0705	198,351.00	198,351.00	---	---
FOUNDATION-TRANSPORTATION	02.015	2362	78,371,749.00	78,371,749.00	---	---
FOUNDATION-SPECIAL ED	02.015	2381	3,762,000.00	3,762,000.00	---	---
FOUNDATION-EARLY SPEC ED	02.015	5645	21,441,385.00	21,441,385.00	---	---
	&	14.005				
State School Money Fund (0616)						
FOUNDATION-SPECIAL NEEDS	02.015	0681	205,281,888.00	205,281,887.50	---	0.50
FOUNDATION-TRANSPORTATION	02.015	0684	73,795,184.00	73,795,184.00	---	---
FOUNDATION-SPECIAL ED	02.015	0691	145,855,387.00	145,855,386.69	---	0.31
FOUNDATION-REMEDIAL READ	02.015	0692	11,096,445.00	11,096,445.00	---	---
FOUNDATION-EARLY SPEC ED	02.015	0702	74,813,887.00	74,813,887.00	---	---
FOUNDATION-GIFTED	02.015	0706	23,217,588.00	23,217,588.00	---	---
FOUNDATION-PARENT ED/PAT	02.015	0722	27,895,933.00	27,895,933.00	---	---
Fair Share Fund (0687)						
FAIR SHARE FUND	02.035	5235	23,336,255.00	23,336,254.88	---	0.12
School District Trust Fund (0688)						
SCHOOL DISTRICT TRUST FND	02.040	5240	693,947,458.00	690,348,889.18	---	3,598,568.82
<u>Division of School Improvement</u>						
Outstanding Schools Trust Fund (0287)						
PERFORM BASED ASSESSMENT	02.105	2796	128,125.00	128,125.00	---	---
SCHOOL IMPROVEMENT PS	02.060	4961	203,837.00	188,122.53	---	15,714.47
SCHOOL IMPROVEMENT E&E	02.060	4962	28,120.00	12,249.24	---	15,870.76

Lottery Proceeds Fund (0291)							
AP/DUAL CREDIT	02.110	0040	711,786.00	690,432.00	---	21,354.00	
SCHOLARS ACADEMY	02.090	0078	158,156.00	153,410.83	---	4,745.17	
PERFORM BASED ASSESSMENT	02.105	1289	4,568,630.00	4,424,458.14	---	144,171.86	
SAFE SCHOOLS PROGRAM	02.130	2539	4,922,368.00	4,311,504.45	---	610,863.55	
A+ SCHOOLS PROGRAM	02.100	3214	12,563,100.00	12,563,100.00	---	---	
CHARACTER ED INITIATIVES	02.165	3215	250,000.00	242,500.00	---	7,500.00	
State School Money Fund (0616)							
FERMAN MEMORIAL-GIFTED	02.085	5640	10,000.00	2,613.08	---	7,386.92	
EARLY CHILDHOOD PROGRAM	02.095	7976	125,000.00	125,000.00	---	---	
Early Childhood Development, Education and Care Fund (0859)							
EARLY CHILDHOOD PROGRAM	02.095	0028	16,545,112.00	12,435,789.75	---	4,109,322.25	
<u>Division of Vocational and Adult Ed</u>							
Outstanding Schools Trust Fund (0287)							
ADULT ED & LITERACY	02.225	1631	525,313.00	525,313.00	---	---	
State School Money Fund (0616)							
FOUNDATION-VOCATIONAL ED	02.015	0720	52,080,428.00	52,080,427.63	---	0.37	
<u>Division of Special Education</u>							
Missouri Commission for the Deaf Board of Certification of Interpreters Fund (0264)							
COMM FOR THE DEAF E&E	02.300	0111	125,000.00	83,252.99	---	41,747.01	
Bingo Proceeds for Education Fund (0289)							
SUPPL ADA MODS AT 4 SSSH	16.005	0358	445,624.00	7,336.50	438,287.50	---	
BOARD OPERATED E&E	02.015	2303	1,707,167.00	1,707,167.00	---	---	
MSB ROOFS	20.005	4664	251,423.00	211,894.99	39,528.01	---	
MSD ROOFS	20.010	4667	263,228.00	182,839.34	80,388.66	---	
MSD ELECTRICAL	20.010	4669	818,252.00	43,161.52	775,090.48	---	
EW THOMPSON ROOF/HVAC	20.015	4673	755,213.00	109,667.74	645,545.26	---	
BW ROBINSON HVAC	20.015	4674	182,892.00	---	182,892.00	---	
MAPLE VALLEY ACM DECON	20.020	4875	502,067.00	245,162.34	256,904.66	---	
MAPLE VALLEY HVAC	20.020	4876	278,320.00	19,110.15	259,209.85	---	
KIRCHNER SCHOOL ADA	20.025	5004	15,614.00	3,631.77	11,982.23	---	
HELEM M. DAVIS SCHOOL ADA	20.025	5005	49,910.00	49,910.00	---	---	
GREENE VALLE SCHOOL ADA	20.025	5007	305,710.00	134,823.91	170,886.09	---	
ASBESTOS INSPECTIONS	19.005	6401	635,734.00	---	635,734.00	---	
MSB EMERGENCY WARNING	18.010	6443	987,371.00	---	987,371.00	---	
MSD VOC BLDG ROOF	18.015	6446	245,856.00	66,964.66	178,891.34	---	
Lottery Proceeds Fund (0291)							
STATE SCHOOLS OPMR	02.265	2811	342,754.00	331,920.27	---	10,833.73	
DFS/DMH SCHOOL PLACEMENTS	02.260	5677	6,968,606.00	6,968,606.00	---	---	
State School Money Fund (0616)							
READERS FOR THE BLIND	02.275	2268	25,000.00	24,703.08	---	296.92	
FOUNDATION-CAREER LADDER	02.015	2363	37,297,656.00	37,297,656.00	---	---	

**STATE OF MISSOURI
SUMMARY OF APPROPRIATION ACTIVITY
SPECIAL REVENUE FUNDS
FOR THE APPROPRIATION YEAR 2004**

	H.B. No.	Appr. No.	Appropriations	Expenditures and Transfers Out	Biennial Rollovers to 2005	Lapse of Appropriations
Handicapped Children's Trust Fund (0618)						
SCHOOL SEVERELY HANDICAP	02.295	2280	30,000.00	---	---	30,000.00
SSSH ADA PLAYGROUNDS	20.025	5008	136,175.00	---	136,175.00	---
Missouri Commission for the Deaf and Hard of Hearing Fund (0743)						
COMM FOR THE DEAF E&E	02.300	6099	50,000.00	2,158.55	---	47,841.45
Early Childhood Development, Education and Care Fund (0859)						
FIRST STEPS	02.255	3180	5,286,042.00	5,286,041.79	---	0.21
School for Blind Trust Fund (0920)						
SCHOOL FOR BLIND	02.290	3445	1,000,000.00	531,112.16	---	468,887.84
SCHOOL FOR BLIND	02.290	9806	500,000.00	64,053.79	---	435,946.21
School for Deaf Trust Fund (0922)						
SCHOOL FOR DEAF	02.285	0543	25,000.00	---	---	25,000.00
<u>Division of Teacher Quality and Urban</u>						
Outstanding Schools Trust Fund (0287)						
EARLY GRADE LITERACY PRGM	02.020	3864	250,000.00	250,000.00	---	---
TEACHER QUALITY/URBAN PS	02.060	4985	76,921.00	72,767.20	---	4,153.80
TEACHER QUALITY/URBAN E&E	02.060	4986	7,041.00	7,005.62	---	35.38
Lottery Proceeds Fund (0291)						
SCHOLARSHIPS	02.140	0107	200,000.00	154,000.00	---	46,000.00
EARLY GRADE LITERACY PRGM	02.020	1284	145,000.00	140,650.00	---	4,350.00
<u>Division of Vocational Rehabilitation</u>						
Independent Living Center Fund (0284)						
INDEPENDENT LIVING CNTRS	02.205	2809	590,556.00	586,573.40	---	3,982.60
Lottery Proceeds Fund (0291)						
VOCATIONAL REHAB GRANT	02.190	2806	1,400,000.00	1,399,999.89	---	0.11
<u>DEPARTMENT OF HIGHER EDUCATION</u>						
Guaranty Agency Operating Fund (0880)						
HIGHER EDUCATION LEASING	13.010	6089	353,328.00	163,790.40	189,537.60	---

Higher Education Administration

Marguerite Ross Barnett Scholarship Fund (0131)							
M ROSS BARNETT SCHLSHIP	03.095	0066	521,000.00	520,844.00	---	156.00	
Lottery Proceeds Fund (0291)							
COMMUNITY COLLEGES CI	20.090	2482	1,995,083.00	1,750,692.00	244,391.00	---	
STATE AID COMM COLLEGES	03.135	2679	5,564,239.00	5,397,312.00	---	166,927.00	
WORKFORCE PREPARATION	03.135	4470	1,332,353.00	1,292,382.00	---	39,971.00	
PUBLIC SERVICE GRANT PRGM	14.030	6998	22,460.00	---	---	22,460.00	
VIETNAM SURVIVOR SCHLSHIP	14.035	6999	23,370.00	11,407.00	---	11,963.00	
GEAR-UP Scholarship Fund (0737)							
GEAR-UP SCHOLARSHIPS	03.100	5655	200,000.00	40,896.00	---	159,104.00	
Student Grant Fund (0839)							
GALLAGHER SCHOLARSHIP	03.055	3859	17,378,436.00	17,369,165.50	---	9,270.50	
Academic Scholarship Fund (0840)							
ACADEMIC SCHOLARSHIP PRGM	03.045	3858	16,274,000.00	16,055,000.00	---	219,000.00	
U.S. Department of Education/Coordinating Board for Higher Education P.L. 105-33 Interest Account Fund (0851)							
LOAN PROGRAM ADMIN PS	03.105	2371	87,920.00	61,219.00	---	26,701.00	
LOAN PROGRAM ADMIN E&E	03.105	4467	2,612,500.00	650,483.77	---	1,962,016.23	
Advantage Missouri Trust Fund (0856)							
ADVANTAGE MISSOURI PRGM	03.075	0062	629,000.00	303,267.94	---	325,732.06	
Missouri College Guarantee Fund (0858)							
COLLEGE GUARANTEE PRGM	03.065	0061	8,385,000.00	8,230,211.00	---	154,789.00	
Guaranty Agency Operating Fund (0880)							
LOAN PROGRAM ADMIN PS	03.105	0998	2,138,935.00	1,582,997.40	---	555,937.60	
LOAN PROGRAM ADMIN E&E	03.105	2169	8,417,406.00	7,827,841.86	---	589,564.14	
	& 14.040						
FEDERAL LOAN COMPLIANCE	03.105	3134	1,000,000.00	---	---	1,000,000.00	
E-GOVERNMENT PS	03.110	5057	371,000.00	214,650.50	---	156,349.50	
E-GOVERNMENT E&E	03.110	5058	114,400.00	113,941.27	---	458.73	
COLLECTION INVOICING	03.105	5075	4,800,000.00	3,547,774.68	---	1,252,225.32	
Federal Student Loan Reserve Fund (0881)							
LOAN PRGM REVOLVING FUND	03.120	0067	85,000,000.00	46,699,464.23	---	38,300,535.77	

State Colleges and Universities

Lottery Proceeds Fund (0291)							
RENOVATE WOOD BLDG	20.030	0362	1,259,476.00	363,138.69	896,337.31	---	
TUNNEL REP ASSOC ITEMS	20.075	0365	4,078,359.00	3,034,039.55	1,044,319.45	---	
RENO LAB AN CHEM STOR	20.085	0367	218,151.00	---	218,151.00	---	
DES CONST VIS PERF ARTS	20.065	0954	2,752,902.00	---	2,752,902.00	---	
CENTRAL MO STATE UNIV	03.150	1539	4,985,715.00	4,836,144.00	---	149,571.00	
SOUTHEAST MO STATE UNIV	03.155	1540	4,059,895.00	3,938,098.00	---	121,797.00	
SOUTHWEST MO STATE UNIV	03.160	1545	7,200,409.00	6,984,396.00	---	216,013.00	
TRUMAN STATE UNIVERSITY	03.170	1546	3,776,109.00	3,662,826.00	---	113,283.00	
NORTHWEST MO STATE UNIV	03.175	1547	2,599,805.00	2,521,811.00	---	77,994.00	
MISSOURI SOUTHERN COLLEGE	03.180	1549	1,722,820.00	1,671,135.00	---	51,685.00	

**STATE OF MISSOURI
SUMMARY OF APPROPRIATION ACTIVITY
SPECIAL REVENUE FUNDS
FOR THE APPROPRIATION YEAR 2004**

	H.B. No.	Appr. No.	Appropriations	Expenditures and Transfers Out	Biennial Rollovers to 2005	Lapse of Appropriations
MISSOURI WESTERN COLLEGE	03.185	1550	1,768,039.00	1,714,998.00	---	53,041.00
HARRIS STOWE STATE COLL	03.190	1551	908,704.00	881,443.00	---	27,261.00
UNIV OF MISSOURI CAMPUSES	03.195	1552	36,869,596.00	35,763,508.00	---	1,106,088.00
LINCOLN UNIVERSITY	03.165	1554	1,551,205.00	1,504,669.00	---	46,536.00
DES IMPRV OPHELIA PARISH	20.050	3725	169,680.00	169,680.00	---	---
LINN STATE TECH COLLEGE	03.145	6227	420,528.00	407,912.00	---	12,616.00
Spinal Cord Injury Fund (0578)						
SPINAL CORD INJURY	03.230	5628	375,000.00	115,938.06	---	259,061.94
State Seminary Money Fund (0623)						
SEMINARY FUND INV INCOME	03.255	0616	250,000.00	190,379.28	---	59,620.72
Healthy Families Trust Fund-Health Care Treatment and Access Account Fund (0640)						
UMC TELEMEDICINE	17.005	5596	2,583,667.00	687,586.82	1,896,080.18	---
<u>DEPARTMENT OF HEALTH AND SENIOR SERVICES</u>						
Missouri Public Health Services Fund (0298)						
HEALTH LEASING	13.100	3178	4,866.00	2,361.96	2,504.04	---
Health - Donated Fund (0658)						
HEALTH LEASING	13.100	2375	4,862.00	2,359.92	2,502.08	---
DOH DONATED FUNDS PS	10.615	4631	250,000.00	14,053.58	---	235,946.42
DOH DONATED FUNDS E&E	10.615	4632	2,246,604.00	190,255.90	---	2,056,348.10
Early Childhood Development, Education and Care Fund (0859)						
HEALTH LEASING	13.100	2372	29,316.00	11,799.96	17,516.04	---
<u>Office of the Director</u>						
Missouri Public Health Services Fund (0298)						
PUBLIC HEALTH LAB PS	10.605	0222	725,099.00	442,142.24	---	282,956.76
PUBLIC HEALTH LAB E&E	10.605	0223	1,479,300.00	1,334,603.32	---	144,696.68

Center for Health Information Management and Evaluation

Missouri Public Health Services Fund (0298)							
CTR FOR HLT INFO&EVAL E&E	10.635	3923	50,000.00		---	---	50,000.00
Health and Senior Services Document Services Fund (0646)							
CTR FOR HLT INFO&EVAL PS	10.635	5919	225,012.00	112,524.42		---	112,487.58
CTR FOR HLT INFO&EVAL E&E	10.635	5920	365,000.00	358,470.82		---	6,529.18
Workers' Compensation Fund (0652)							
CTR FOR HLT INFO&EVAL PS	10.635	3926	114,163.00	113,216.33		---	946.67
CTR FOR HLT INFO&EVAL E&E	10.635	3927	18,000.00	18,000.00		---	---
Health - Donated Fund (0658)							
CTR FOR HLT INFO&EVAL E&E	10.635	3928	481,059.00	332,258.72		---	148,800.28
CTR FOR HLT INFO&EVAL PS	10.635	5314	158,778.00	97,125.66		---	61,652.34

Center for Local Public Health Services

Health - Donated Fund (0658)							
LOCAL PUBLIC HLT SVS PS	10.645	1921	90,201.00	75,801.16		---	14,399.84
LOCAL PUBLIC HLT SVS E&E	10.645	1923	162,097.00	38,672.11		---	123,424.89

Center for Health Improvement

Health Access Incentive Fund (0276)							
CENTER HLTH IMPROV PS	10.660	1893	82,820.00	79,902.19		---	2,917.81
PRIMO PROGRAM	10.660	3931	3,027,000.00	2,932,991.09		---	94,008.91
Professional and Practical Nursing Student Loan and Nurse Loan Repayment Fund (0565)							
CENTER HLTH IMPROV PS	10.660	1894	63,335.00	62,296.26		---	1,038.74
CENTER HLTH IMPROV E&E	10.660	1895	22,500.00	19,382.94		---	3,117.06
NURSE LOAN PROGRAM	10.670	3937	450,000.00	411,722.74		---	38,277.26
Health Professional Student Loan and Loan Repayment Program Fund (0598)							
MEDICAL LOAN PROGRAM	10.665	3935	50,000.00	50,000.00		---	---
Health - Donated Fund (0658)							
PRIMO PROGRAM	10.660	3932	850,000.00	620,474.00		---	229,526.00

Administration

Nursing Facility Quality of Care Fund (0271)							
DIVISION OF ADMIN E&E	10.610	6114	9,723.00	7,779.00		---	1,944.00
Health Access Incentive Fund (0276)							
DIVISION OF ADMIN E&E	10.610	0217	7,000.00		---	---	7,000.00
Missouri Public Health Services Fund (0298)							
DIVISION OF ADMIN PS	10.610	1799	118,047.00	118,047.00		---	---
DIVISION OF ADMIN E&E	10.610	1800	419,280.00	11,519.29		---	407,760.71

**STATE OF MISSOURI
SUMMARY OF APPROPRIATION ACTIVITY
SPECIAL REVENUE FUNDS
FOR THE APPROPRIATION YEAR 2004**

	H.B. No.	Appr. No.	Appropriations	Expenditures and Transfers Out	Biennial Rollovers to 2005	Lapse of Appropriations
Health and Senior Services Document Services Fund (0646)						
DIVISION OF ADMIN E&E	10.610	7697	225,000.00	60,625.78	---	164,374.22
Workers' Compensation Fund (0652)						
DIVISION OF ADMIN E&E	10.610	0218	8,000.00	---	---	8,000.00
<u>Environmental Health and Communicable Disease Prevention</u>						
Missouri Public Health Services Fund (0298)						
ENVIRONMENTAL HLT SVC PS	10.675	1808	108,368.00	34,726.26	---	73,641.74
	& 14.175					
ENVIRONMENTAL HLT SVC E&E	10.675	1809	245,316.00	16,698.18	---	228,617.82
	& 14.175					
Hazardous Waste Remedial Fund (0690)						
ENVIRONMENTAL HLT SVC PS	10.675	7704	170,877.00	154,755.05	---	16,121.95
ENVIRONMENTAL HLT SVC E&E	10.675	7705	70,532.00	63,648.19	---	6,883.81
Missouri Lead Abatement Loan Fund (0893)						
LEAD ABATEMENT LOAN PRGM	10.675	5313	276,000.00	---	---	276,000.00
<u>Maternal Child and Family Health</u>						
Health Initiatives Fund (0275)						
MATERNAL CHILD FAMILY PS	10.680	3966	40,309.00	38,622.02	---	1,686.98
SCHOOL HEALTH GRANTS	10.700	3974	5,366,564.00	5,126,313.77	---	240,250.23
Blindness Education, Screening and Treatment Program Fund (0892)						
BLINDNESS TREATMENT PRGM	10.720	3017	250,000.00	21,279.97	---	228,720.03
Crippled Children Fund (0950)						
CHILD W/SPECIAL NEEDS	10.705	7726	275,000.00	84,621.60	---	190,378.40
<u>Nutritional Health and Services</u>						
Health - Donated Fund (0658)						
WIC SUPP FOOD DISTRIBUT	10.740	5315	145,714.00	---	---	145,714.00
<u>Health Standard and License</u>						
Nursing Facility Quality of Care Fund (0271)						
STANDARDS & LICENSURE PS	10.760	6115	1,096,808.00	798,850.38	---	297,957.62
STANDARDS & LICENSURE E&E	10.760	6116	2,266,726.00	1,704,917.91	---	561,808.09
Health Access Incentive Fund (0276)						
STANDARDS & LICENSURE PS	10.760	3978	63,012.00	60,882.39	---	2,129.61
STANDARDS & LICENSURE E&E	10.760	3979	13,650.00	11,976.93	---	1,673.07

Mammography Fund (0293)							
STANDARDS & LICENSURE PS	10.760	0272	52,202.00	24,788.68	---	27,413.32	
STANDARDS & LICENSURE E&E	10.760	0276	18,200.00	18,200.00	---	---	
Missouri Public Health Services Fund (0298)							
HLTH & SAFETY INSPECT E&E	10.760	2128	49,469.00	49,076.77	---	392.23	
HLTH & SAFETY INSPECT PS	10.760	3983	58,005.00	57,804.11	---	200.89	
Health - Donated Fund (0658)							
DIET PILL EDUCATION	10.760	2813	130,000.00	---	---	130,000.00	
Early Childhood Development, Education and Care Fund (0859)							
CHILD FACLTY INSPECT PS	10.760	2360	181,418.00	181,340.51	---	77.49	
CHILD FACLTY INSPECT E&E	10.760	2361	81,840.00	77,635.00	---	4,205.00	
CHILD CARE IMPROVE PRGM	10.765	3196	728,740.00	601,006.98	---	127,733.02	

Division of Senior Services

Elderly Home-Delivered Meals Trust Fund (0296)						
HOME & COMMNTY SVS GRANTS	10.780	4521	430,000.00	112,632.00	---	317,368.00

Chronic Disease Prevention and Health Program

Organ Donor Program Fund (0824)						
ORGAN DONOR PRGM PS	10.755	0667	102,472.00	83,507.73	---	18,964.27
ORGAN DONOR PRGM E&E	10.755	2562	255,010.00	167,497.53	---	87,512.47

Senior Pharmacy Commission

Missouri Senior Rx Fund (0734)						
MO SENIOR RX PROGRAM PS	10.790	5536	641,712.00	455,965.60	---	185,746.40
MO SENIOR RX PROGRAM E&E	10.790	5537	2,745,024.00	2,071,704.99	---	673,319.01
MO SENIOR RX PROGRAM	10.790	5753	22,779,247.00	15,663,789.75	---	7,115,457.25
3RD PARTY ADMIN E&E	10.790	5849	1,500,000.00	---	---	1,500,000.00

DEPARTMENT OF TRANSPORTATION

Motorcycle Safety Trust Fund (0246)						
MAINTENANCE E&E	04.215	6311	342,934.00	342,933.45	---	0.55
Transportation Department Grade Crossing Safety Account Fund (0290)						
RR GRADE CROSSING HAZARDS	04.305	6179	3,500,000.00	1,168,242.05	---	2,331,757.95
State Highways and Transportation Department Fund (0644)						
FRINGES SERVICEOPS PS	04.220	0098	6,375,433.00	5,276,652.46	---	1,098,780.54
FRINGES SERVICEOPS E&E	04.220	0099	820,213.00	807,347.00	---	12,866.00
FRINGES MULTIMODAL PS	04.230	0109	58,270.00	49,045.00	---	9,225.00
SERVICE OPERATIONS PS	04.220	0117	17,120,275.00	13,830,560.31	---	3,289,714.69
MULTIMODAL OPS ADMIN PS	04.230	0122	163,675.00	137,931.25	---	25,743.75
MAINTENANCE PS	04.215	0765	126,073,038.00	125,485,833.90	---	587,204.10

**STATE OF MISSOURI
SUMMARY OF APPROPRIATION ACTIVITY
SPECIAL REVENUE FUNDS
FOR THE APPROPRIATION YEAR 2004**

	H.B. No.	Appr. No.	Appropriations	Expenditures and Transfers Out	Biennial Rollovers to 2005	Lapse of Appropriations
FRINGES MAINTENANCE PS	04.215	4393	52,489,628.00	51,815,635.07	---	673,992.93
FRINGES MAINTENANCE E&E	04.215	4394	5,923,125.00	5,461,239.00	---	461,886.00
FRINGES CONSTRUCTION PS	04.205	4395	29,718,380.00	29,336,173.58	---	382,206.42
FRINGES CONSTRUCTION E&E	04.205	4396	3,461,951.00	3,461,951.00	---	---
CONSTRUCTION PS	04.205	4401	79,634,659.00	78,581,926.55	---	1,052,732.45
FRINGES ADMIN PS	04.200	4413	8,870,869.00	6,501,206.90	---	2,369,662.10
FRINGES ADMIN E&E	04.200	4414	9,717,249.00	9,470,808.00	---	246,441.00
HRC HIGHWAY FUND REFUNDS	04.225	6172	1,000,000.00	692,419.44	---	307,580.56
HRC MOTOR FUEL TAX REFUND	04.225	6173	25,535,833.00	25,535,832.36	---	0.64
MAINTENANCE E&E	04.215	6185	1,324,502.00	645,518.68	---	678,983.32
SERVICE OPERATIONS E&E	04.220	6186	352,115.00	201,788.74	---	150,326.26
ADMINISTRATION PS	04.200	6337	24,615,538.00	17,883,183.60	---	6,732,354.40
ADMINISTRATION E&E	04.200	6338	8,355,646.00	5,113,652.63	---	3,241,993.37
MOTORIST ASSISTANCE PS	04.217	6647	1,857,662.00	1,746,919.38	---	110,742.62
FRINGES MOTOR ASSIST PS	04.217	6650	638,661.00	629,894.57	---	8,766.43
Railroad Expense Fund (0659)						
MULTIMODAL OPS ADMIN PS	04.230	6174	438,448.00	398,658.14	---	39,789.86
MULTIMODAL OPS ADMIN E&E	04.230	6175	177,933.00	74,933.62	---	102,999.38
SUPPORT TO MULTIMODAL DIV	04.235	6180	180,000.00	55,674.85	---	124,325.15
FRINGES MULTIMODAL PS	04.230	6181	107,056.00	102,937.92	---	4,118.08
State Transportation Fund (0675)						
FRINGES MULTIMODAL PS	04.230	0115	16,725.00	14,062.71	---	2,662.29
SUPPORT TO MULTIMODAL DIV	04.235	0436	32,420.00	32,420.00	---	---
MO AMTRAK STATIONS	04.300	1046	25,000.00	25,000.00	---	---
TRANSIT FUNDS FOR STATE	04.250	2754	3,765,589.00	3,652,621.00	---	112,968.00
STATE MATCH FOR AMTRAK	04.295	4267	1,500,000.00	1,500,000.00	---	---
FERRY BOAT ASSISTANCE	04.325	6751	150,000.00	150,000.00	---	---
MULTIMODAL OPS ADMIN PS	04.230	9939	46,987.00	37,952.37	---	9,034.63
Light Rail Safety Fund (0838)						
LIGHT RAIL SAFETY E&E	04.290	6178	1.00	---	---	1.00
State Transportation Assistance Revolving Fund (0841)						
MULTIMODAL REVOLVING LOAN	04.240	4404	550,000.00	372,001.00	---	177,999.00
Aviation Trust Fund (0952)						
AIRPORT CI & MAINT	04.315	1045	4,600,000.00	2,089,769.51	---	2,510,230.49
MULTIMODAL OPS ADMIN PS	04.230	4660	330,022.00	276,116.48	---	53,905.52
MULTIMODAL OPS ADMIN E&E	04.230	4661	16,150.00	16,027.21	---	122.79
FRINGES MULTIMODAL PS	04.230	4662	118,239.00	103,513.65	---	14,725.35
SUPPORT TO MULTIMODAL DIV	04.235	4857	12,701.00	12,701.00	---	---

DEPARTMENT OF LABOR AND INDUSTRIAL RELATIONS

Deaf Relay Service and Equipment Distribution Program Fund (0559)

DOLIR LEASING	13.065	6666	40,240.00	16,392.12	23,847.88	---
Workers' Compensation Fund (0652)						
STATEWIDE MTN REPAIR	20.100	0292	122,167.00	---	122,167.00	---
DOLIR LEASING	13.065	3236	1,041,118.00	370,346.76	670,771.24	---
DC STATEWIDE UNPROGRAMMED	20.130	4683	78,168.00	3,697.50	74,470.50	---
DC STATEWIDE M&R	20.140	4691	200,000.00	1,323.00	198,677.00	---
DC UNPROGRAMMED	18.030	6467	100,000.00	---	100,000.00	---
DC M&R	18.040	6481	200,000.00	---	200,000.00	---
Crime Victims' Compensation Fund (0681)						
DOLIR LEASING	13.065	2684	50,314.00	24,423.96	25,890.04	---

Director and Staff

Workers' Compensation Fund (0652)						
DIRECTOR AND STAFF E&E	07.800	2663	2,350.00	9.71	---	2,340.29
LIFE INSURANCE COSTS	07.800	2669	500.00	189.24	---	310.76
DIRECTOR AND STAFF PS	07.800	5832	23,184.00	---	---	23,184.00
Crime Victims' Compensation Fund (0681)						
LIFE INSURANCE COSTS	07.800	2672	50.00	3.48	---	46.52

Division of Labor Standards

Child Labor Enforcement Fund (0826)						
ADMINISTRATION/LS E&E	07.815	2665	200,000.00	28,659.80	---	171,340.20

Division of Worker's Compensation

Tort Victims Compensation Fund (0622)						
ADMIN WORK COMP PS	07.835	5258	41,556.00	11,084.00	---	30,472.00
ADMIN WORK COMP E&E	07.835	5259	15,000.00	703.04	---	14,296.96
TORT VICTIMS COMP PAYMENT	07.860	6107	4,905,970.00	4,865,001.17	---	40,968.83
Workers' Compensation Fund (0652)						
ADMIN WORK COMP PS	07.835	0690	7,889,219.00	7,505,300.68	---	383,918.32
ADMIN WORK COMP E&E	07.835	0693	1,432,649.00	903,161.32	---	529,487.68
Workers' Compensation - Second Injury Fund (0653)						
SECOND INJURY FUND	07.840	4636	57,500,000.00	57,457,280.79	---	42,719.21
	& 14.120					
SECOND INJURY REFUNDS	07.845	6106	1,550,000.00	1,017,723.06	---	532,276.94
Crime Victims' Compensation Fund (0681)						
CRIME VICTIMS ADMIN PS	07.850	1565	262,909.00	205,026.98	---	57,882.02
CRIME VICTIMS ADMIN E&E	07.850	2145	101,558.00	64,446.76	---	37,111.24
ADMIN WORK COMP PS	07.835	4635	23,385.00	---	---	23,385.00
CRIME VICTIMS COMP FUND	07.855	4638	6,576,189.00	6,276,445.73	---	299,743.27

**STATE OF MISSOURI
SUMMARY OF APPROPRIATION ACTIVITY
SPECIAL REVENUE FUNDS
FOR THE APPROPRIATION YEAR 2004**

	H.B. No.	Appr. No.	Appropriations	Expenditures and Transfers Out	Biennial Rollovers to 2005	Lapse of Appropriations
<u>Division of Employment Security</u>						
Special Employment Security Fund (0949)						
SPECIAL EMP SECURITY E&E	07.880	2945	3,030,000.00	2,219,766.32	---	810,233.68
SPFD JOB SVC FNDTN LEAK	16.110	4723	78,074.00	73,826.50	4,247.50	---
SPECIAL EMP SECURITY PS	07.880	5414	100,569.00	86,453.06	---	14,115.94
EMP SEC CHILLER	18.110	6507	210,520.00	---	210,520.00	---
EMP SEC COOLING TOWER	18.110	6508	248,774.00	199,703.91	49,070.09	---
EMP SEC CARPET	18.110	6509	586,872.00	23,743.80	563,128.20	---
STL JOB SVC ESCALATOR	18.110	6510	132,145.00	---	132,145.00	---
FEDERAL INTEREST PAYMENTS	07.880	6685	100,000.00	---	---	100,000.00
<u>Governor's Council on Disability</u>						
Deaf Relay Service and Equipment Distribution Program Fund (0559)						
COUNCIL ON DISABILITY PS	07.890	3015	188,131.00	186,932.00	---	1,199.00
COUNCIL ON DISABILITY E&E	07.890	3016	2,467,914.00	1,157,359.96	---	1,310,554.04
Assistive Technology Loan Revolving Fund (0889)						
ASSISTIVE TECH LOAN PRGM	07.890	2863	1,000,000.00	95,540.98	---	904,459.02
<u>Labor and Industrial Relations Committee</u>						
Workers' Compensation Fund (0652)						
INDUSTRIAL COMMISSION PS	07.810	3096	500,332.00	495,425.40	---	4,906.60
INDUSTRIAL COMMISSION E&E	07.810	4526	91,817.00	56,158.55	---	35,658.45
<u>DEPARTMENT OF MENTAL HEALTH</u>						
Mental Health Trust Fund (0926)						
MENTAL HLT TRUST FUND PS	10.030	4136	736,165.00	168,751.04	---	567,413.96
MENTAL HLT TRUST FUND E&E	10.030	4137	1,283,486.00	354,480.25	---	929,005.75
<u>Division of Alcohol and Drug Abuse</u>						
Compulsive Gamblers Fund (0249)						
COMPULSIVE GAMBLING TRTMT	10.120	0313	412,798.00	241,660.25	---	171,137.75
COMPULSIVE GAMBLING PS	10.120	2451	34,996.00	34,996.00	---	---
COMPULSIVE GAMBLING E&E	10.120	2452	5,194.00	479.62	---	4,714.38
Health Initiatives Fund (0275)						
ADA ADMIN PS	10.105	1839	206,091.00	199,907.96	---	6,183.04
ADA ADMIN E&E	10.105	1840	51,204.00	37,300.69	---	13,903.31
ADA TREATMENT SERVICES	10.115	4151	5,585,388.00	5,417,826.00	---	167,562.00

Mental Health Earnings Fund (0288)							
SATOP	10.125	3901	3,570,018.00	3,552,054.72	---	---	17,963.28
ADA ADMIN PS	10.105	4140	89,210.00	85,036.00	---	---	4,174.00
ADA ADMIN E&E	10.105	4141	52,372.00	28,130.43	---	---	24,241.57
Healthy Families Trust Fund-Health Care Treatment and Access Account Fund (0640)							
ADA TREATMENT SERVICES	10.115	5521	2,077,681.00	2,077,681.00	---	---	---
Healthy Families Trust Fund-Tobacco Prevention, Education and Cessation Account Fund (0643)							
PREVENTION & EDU SVS	10.110	5524	300,000.00	300,000.00	---	---	---

Division of Comprehensive Psychiatric Services

Health Initiatives Fund (0275)							
ADULT COMMUNITY PROGRAM	10.210	0567	20,624.00	---	---	---	20,624.00
YOUTH COMMUNITY PROGRAM	10.235	0613	98,888.00	---	---	---	98,888.00
Mental Health Trust Fund (0926)							
NW MO PSY REHAB CTR PS	10.265	2768	400,840.00	---	---	---	400,840.00

Division of Mental Retardation - Developmental Disabilities

Family Support Loan Program Fund (0278)							
FAMILY SUPP&LOAN PROGRAM	10.415	1934	291,305.00	---	---	---	291,305.00
Mental Health Trust Fund (0926)							
SB 40 BOARD TAX	10.410	1927	8,852,732.00	8,852,732.00	---	---	---

DEPARTMENT OF NATURAL RESOURCES

Missouri Air Emission Reduction Fund (0267)							
REFUND ACCOUNTS	06.400	1591	331.00	---	---	---	331.00
Natural Resources Protection Fund (0555)							
DNR LEASING	13.050	6803	982.00	956.59	25.41	---	---
Natural Resources Protection - Water Pollution Permit Fee Subaccount Fund (0568)							
REFUND ACCOUNTS	06.400	2739	24,925.00	1,800.00	---	---	23,125.00
DNR LEASING	13.050	4308	210,498.00	116,018.47	94,479.53	---	---
Solid Waste Management - Scrap Tire Subaccount Fund (0569)							
REFUND ACCOUNTS	06.400	3536	165.00	---	---	---	165.00
DNR LEASING	13.050	4309	41,746.00	13,853.61	27,892.39	---	---
Solid Waste Management Fund (0570)							
REFUND ACCOUNTS	06.400	3537	165.00	---	---	---	165.00
DNR LEASING	13.050	4310	180,383.00	119,045.93	61,337.07	---	---
CONTRACT AUDITS	06.235	5269	50,000.00	---	---	---	50,000.00

**STATE OF MISSOURI
SUMMARY OF APPROPRIATION ACTIVITY
SPECIAL REVENUE FUNDS
FOR THE APPROPRIATION YEAR 2004**

	H.B. No.	Appr. No.	Appropriations	Expenditures and Transfers Out	Biennial Rollovers to 2005	Lapse of Appropriations
Metallic Minerals Waste Management Fund (0575)						
REFUND ACCOUNTS	06.400	3538	165.00	---	---	165.00
DNR LEASING	13.050	4311	7,658.00	3,161.82	4,496.18	---
Natural Resources Protection - Air Pollution Asbestos Fee Subaccount Fund (0584)						
REFUND ACCOUNTS	06.400	2740	9,930.00	8,408.34	---	1,521.66
DNR LEASING	13.050	4312	2,533.00	486.16	2,046.84	---
Underground Storage Tank Regulation Program Fund (0586)						
REFUND ACCOUNTS	06.400	2742	4,965.00	150.00	---	4,815.00
DNR LEASING	13.050	4314	19,671.00	7,714.85	11,956.15	---
Natural Resources Protection - Air Pollution Permit Fee Subaccount Fund (0594)						
REFUND ACCOUNTS	06.400	2743	77,499.00	37,095.61	---	40,403.39
DNR LEASING	13.050	4315	211,487.00	108,926.62	102,560.38	---
Water and Wastewater Loan Revolving Fund (0602)						
REFUND ACCOUNTS	06.400	3539	121,444.00	121,100.00	---	344.00
Parks Sales Tax Fund (0613)						
REFUND ACCOUNTS	06.400	3374	165.00	---	---	165.00
DNR LEASING	13.050	4316	418,338.00	262,940.19	155,397.81	---
Soil and Water Sales Tax Fund (0614)						
REFUND ACCOUNTS	06.400	3540	329.00	---	---	329.00
DNR LEASING	13.050	4317	188,549.00	121,358.34	67,190.66	---
CONTRACT AUDITS	06.235	5270	200,000.00	---	---	200,000.00
State Highways and Transportation Department Fund (0644)						
AGENCY WIDE OPERATIONS PS	06.235	0672	67,219.00	24,289.35	---	42,929.65
AGENCY WIDE OPERATION E&E	06.235	0687	13,778.00	84.00	---	13,694.00
Water and Wastewater Loan Fund (0649)						
REFUND ACCOUNTS	06.400	3541	165.00	---	---	165.00
STATE AUDITOR BILLING	06.235	4118	14,000.00	14,000.00	---	---
DNR LEASING	13.050	4318	10,798.00	---	10,798.00	---
Groundwater Protection Fund (0660)						
REFUND ACCOUNTS	06.400	2744	2,178.00	2,175.00	---	3.00
Energy Set-Aside Program Fund (0667)						
DNR LEASING	13.050	4319	49,281.00	16,100.56	33,180.44	---
State Land Survey Program Fund (0668)						
REFUND ACCOUNTS	06.400	3542	165.00	---	---	165.00

Petroleum Violation Escrow Fund (0669)							
REFUND ACCOUNTS	06.400	3543	165.00	---	---	165.00	
DNR LEASING	13.050	4320	1,863.00	---	1,863.00	---	
Hazardous Waste Fund (0676)							
REFUND ACCOUNTS	06.400	2746	10,775.00	10,404.64	---	370.36	
DNR LEASING	13.050	4321	110,651.00	60,520.07	50,130.93	---	
Safe Drinking Water Fund (0679)							
REFUND ACCOUNTS	06.400	2745	3,748.00	345.00	---	3,403.00	
DNR LEASING	13.050	4322	154,498.00	92,797.35	61,700.65	---	
Coal Mine Land Reclamation Fund (0684)							
REFUND ACCOUNTS	06.400	3544	165.00	---	---	165.00	
DNR LEASING	13.050	4323	4,087.00	1,828.90	2,258.10	---	
Hazardous Waste Remedial Fund (0690)							
REFUND ACCOUNTS	06.400	2747	12,430.00	9,730.54	---	2,699.46	
DNR LEASING	13.050	4324	81,588.00	38,379.03	43,208.97	---	
Missouri Air Pollution Control Fund (0691)							
DNR LEASING	13.050	4325	72,109.00	2,889.58	69,219.42	---	
Biodiesel Fuel Revolving Fund (0730)							
REFUND ACCOUNTS	06.400	5261	165.00	---	---	165.00	
DNR LEASING	13.050	6801	44.00	42.72	1.28	---	
Recruitment and Retention Scholarship Fund (0832)							
MINORITY SCHOLARSHIPS	06.410	3495	50,000.00	---	---	50,000.00	
Missouri Alternative Fuel Vehicle Loan Fund (0886)							
REFUND ACCOUNTS	06.400	3130	50.00	---	---	50.00	
Petroleum Violation Escrow Interest Subaccount Fund (0890)							
DNR LEASING	13.050	1608	30,250.00	2,970.91	27,279.09	---	
REFUND ACCOUNTS	06.400	3131	200.00	---	---	200.00	
Dry-Cleaning Environmental Response Trust Fund (0898)							
REFUND ACCOUNTS	06.400	3129	4,500.00	4,500.00	---	---	
DNR LEASING	13.050	6804	7,913.00	7,714.85	198.15	---	
Mined Land Reclamation Fund (0906)							
REFUND ACCOUNTS	06.400	2748	69,930.00	68,801.82	---	1,128.18	
DNR LEASING	13.050	4326	23,037.00	12,123.78	10,913.22	---	
Babler State Park Fund (0911)							
REFUND ACCOUNTS	06.400	3375	417.00	---	---	417.00	
<u>Outreach and Assistance Center</u>							
Utilicare Stabilization Fund (0134)							
ENERGY EFFICIENT SERVICES	06.210	4218	100.00	---	---	100.00	
Natural Resources Protection - Water Pollution Permit Fee Subaccount Fund (0568)							
OUTREACH & ASSISTANCE PS	06.205	5440	69,240.00	65,333.29	---	3,906.71	
OUTREACH & ASSISTANCE E&E	06.205	5452	43,737.00	14,693.92	---	29,043.08	

**STATE OF MISSOURI
SUMMARY OF APPROPRIATION ACTIVITY
SPECIAL REVENUE FUNDS
FOR THE APPROPRIATION YEAR 2004**

	H.B. No.	Appr. No.	Appropriations	Expenditures and Transfers Out	Biennial Rollovers to 2005	Lapse of Appropriations
Solid Waste Management - Scrap Tire						
Subaccount Fund (0569)						
OUTREACH & ASSISTANCE PS	06.205	5441	38,624.00	20,142.65	---	18,481.35
OUTREACH & ASSISTANCE E&E	06.205	5453	6,158.00	2,053.62	---	4,104.38
Solid Waste Management Fund (0570)						
OUTREACH & ASSISTANCE PS	06.205	5442	85,549.00	48,753.72	---	36,795.28
OUTREACH & ASSISTANCE E&E	06.205	5454	14,150.00	6,047.84	---	8,102.16
Natural Resources Protection - Air Pollution						
Permit Fee Subaccount Fund (0594)						
OUTREACH & ASSISTANCE PS	06.205	5443	330,898.00	220,628.07	---	110,269.93
OUTREACH & ASSISTANCE E&E	06.205	5455	53,840.00	39,170.72	---	14,669.28
Energy Set-Aside Program Fund (0667)						
ENERGY EFFICIENT SERVICES	06.210	2469	23,909,044.00	10,290,041.76	---	13,619,002.24
OUTREACH & ASSISTANCE PS	06.205	5444	379,331.00	173,910.79	---	205,420.21
OUTREACH & ASSISTANCE E&E	06.205	5456	90,335.00	12,566.87	---	77,768.13
Petroleum Violation Escrow Fund (0669)						
ENERGY EFFICIENT SERVICES	06.210	1452	430,000.00	168,552.20	---	261,447.80
Hazardous Waste Fund (0676)						
OUTREACH & ASSISTANCE PS	06.205	5445	31,763.00	31,746.41	---	16.59
OUTREACH & ASSISTANCE E&E	06.205	5457	12,343.00	8,537.54	---	3,805.46
Biodiesel Fuel Revolving Fund (0730)						
ENERGY EFFICIENT SERVICES	06.210	5459	25,000.00	10,083.50	---	14,916.50
OUTREACH & ASSSISTANCE PS	06.205	6057	1,103.00	1,082.01	---	20.99
Missouri Alternative Fuel Vehicle Loan						
Fund (0886)						
ENERGY EFFICIENT SERVICES	06.210	1965	300,000.00	---	---	300,000.00
Petroleum Violation Escrow Interest Subaccount						
Fund (0890)						
OUTREACH & ASSISTANCE PS	06.205	5446	91,018.00	91,011.03	---	6.97
OUTREACH & ASSISTANCE E&E	06.205	5458	33,751.00	19,948.91	---	13,802.09
<u>Division of Administrative Support</u>						
Parks Sales Tax Fund (0613)						
DIV OF ADMIN SUPPORT E&E	06.230	4073	54,400.00	54,400.00	---	---
<u>Division of Environmental Quality</u>						
Missouri Air Emission Reduction Fund (0267)						
DNR LEASING	13.050	5730	138,398.00	55,270.25	83,127.75	---

Air and Land Protection Division

Missouri Air Emission Reduction Fund (0267)							
ENHANCED I/M-ALPD PS	06.325	5433	705,227.00	614,377.19	---	90,849.81	
ENHANCED I/M-ALPD E&E	06.325	5435	697,030.00	101,419.90	---	595,610.10	
Natural Resources Protection Fund (0555)							
HAZARDOUS WASTE PS	06.320	5377	30,148.00	26,409.36	---	3,738.64	
HAZARDOUS WASTE E&E	06.320	5383	17,080.00	1,742.06	---	15,337.94	
ENVIRONMENT DAMAGES ALPD	06.355	5463	52,711.00	---	---	52,711.00	
AIR POLLUTION CNTRL E&E	06.320	5494	20.00	---	---	20.00	
ALPD ADMINISTRATION E&E	06.320	6059	384.00	---	---	384.00	
Natural Resources Protection - Water Pollution Permit Fee Subaccount Fund (0568)							
ENVIRONMENTAL SVS PS	06.320	5410	6,995.00	6,994.11	---	0.89	
ENVIRONMENTAL SVS E&E	06.320	5420	33,337.00	583.18	---	32,753.82	
HAZARDOUS WASTE PS	06.320	5518	2,331.00	---	---	2,331.00	
Solid Waste Management - Scrap Tire Subaccount Fund (0569)							
SOLID WASTE LOANS&GRANTS	06.370	1419	1,637,000.00	115,709.54	---	1,521,290.46	
SOLID WASTE MGMT PS	06.320	5389	113,538.00	45,393.48	---	68,144.52	
SOLID WASTE MGMT E&E	06.320	5392	18,700.00	7,276.26	---	11,423.74	
ALPD ADMINISTRATION E&E	06.320	5488	367.00	---	---	367.00	
SOLID WASTE LOANS&GRANTS	17.295	5624	1,084,262.00	1,084,262.00	---	---	
SOLID WASTE LOANS&GRANTS	17.320	6374	1,637,000.00	439,100.17	1,197,899.83	---	
Solid Waste Management Fund (0570)							
SOLID WASTE LOANS&GRANTS	06.370	1418	6,300,000.00	2,703,173.39	---	3,596,826.61	
SOLID WASTE MGMT PS	06.320	5390	1,615,702.00	1,522,939.62	---	92,762.38	
SOLID WASTE MGMT E&E	06.320	5393	249,036.00	184,264.87	---	64,771.13	
ALPD ADMINISTRATION E&E	06.320	5489	2,922.00	---	---	2,922.00	
ALPD ADMINISTRATION PS	06.320	5503	28,377.00	27,485.94	---	891.06	
HAZARDOUS WASTE PS	06.320	5529	13,396.00	1,872.56	---	11,523.44	
SOLID WASTE LOANS&GRANTS	17.295	5623	194,990.00	194,990.00	---	---	
SOLID WASTE LOANS&GRANTS	17.320	6372	6,144,588.00	6,144,588.00	---	---	
Metallic Minerals Waste Management Fund (0575)							
LAND RECLAMATION PS	06.320	5398	67,187.00	59,571.35	---	7,615.65	
LAND RECLAMATION E&E	06.320	5403	14,077.00	6,140.34	---	7,936.66	
ALPD ADMINISTRATION E&E	06.320	5482	291.00	---	---	291.00	
HAZARDOUS WASTE PS	06.320	5527	252.00	46.81	---	205.19	
Natural Resources Protection - Air Pollution Asbestos Fee Subaccount Fund (0584)							
AIR POLLUTION CNTRL PS	06.320	5368	156,421.00	151,353.23	---	5,067.77	
AIR POLLUTION CNTRL E&E	06.320	5373	60,380.00	24,445.31	---	35,934.69	
ALPD ADMINISTRATION E&E	06.320	5483	1,246.00	---	---	1,246.00	
AIR POLL CONTROL GRANTS	06.360	9766	75,000.00	23,100.00	---	51,900.00	

**STATE OF MISSOURI
SUMMARY OF APPROPRIATION ACTIVITY
SPECIAL REVENUE FUNDS
FOR THE APPROPRIATION YEAR 2004**

	H.B. No.	Appr. No.	Appropriations	Expenditures and Transfers Out	Biennial Rollovers to 2005	Lapse of Appropriations
Underground Storage Tank Regulation Program Fund (0586)						
HAZARDOUS WASTE PS	06.320	5379	131,097.00	86,477.12	---	44,619.88
HAZARDOUS WASTE E&E	06.320	5385	23,444.00	11,288.01	---	12,155.99
ALPD ADMINISTRATION E&E	06.320	5485	465.00	---	---	465.00
Natural Resources Protection - Air Pollution Permit Fee Subaccount Fund (0594)						
AIR POLL CONTROL GRANTS	06.360	1364	2,027,000.00	1,509,747.85	---	517,252.15
AIR POLLUTION CNTRL PS	06.320	5369	2,979,000.00	2,952,208.11	---	26,791.89
AIR POLLUTION CNTRL E&E	06.320	5374	1,028,987.00	559,166.03	---	469,820.97
ENVIRONMENTAL SVS PS	06.320	5412	334,926.00	329,274.70	---	5,651.30
ENVIRONMENTAL SVS E&E	06.320	5422	245,101.00	218,093.86	---	27,007.14
HAZARDOUS WASTE PS	06.320	5471	7,937.00	5,878.88	---	2,058.12
HAZARDOUS WASTE E&E	06.320	5472	16.00	---	---	16.00
ALPD ADMINISTRATION E&E	06.320	5492	25,856.00	---	---	25,856.00
ALPD ADMINISTRATION PS	06.320	5500	23,101.00	890.35	---	22,210.65
Soil and Water Sales Tax Fund (0614)						
HAZARDOUS WASTE PS	06.320	5505	8,795.00	936.30	---	7,858.70
Hazardous Waste Fund (0676)						
HAZARD MAT ANALYSIS	06.385	3080	30,105.00	---	---	30,105.00
ENVIRONMENT EMERG RESPONS	06.385	3082	130,000.00	120,454.55	---	9,545.45
EMERGENCY RESPONSE LOAN	06.385	3083	150,000.00	---	---	150,000.00
HAZARDOUS WASTE PS	06.320	5380	829,288.00	714,356.09	---	114,931.91
HAZARDOUS WASTE E&E	06.320	5386	142,185.00	114,417.91	---	27,767.09
ENVIRONMENTAL SVS PS	06.320	5413	750,636.00	694,580.51	---	56,055.49
ENVIRONMENTAL SVS E&E	06.320	5423	361,941.00	199,932.09	---	162,008.91
ALPD ADMINISTRATION E&E	06.320	5490	10,620.00	---	---	10,620.00
ALPD ADMINISTRATION PS	06.320	5501	24,860.00	21,073.40	---	3,786.60
Safe Drinking Water Fund (0679)						
ENVIRONMENTAL SVS PS	06.320	5415	499,846.00	497,264.44	---	2,581.56
ENVIRONMENTAL SVS E&E	06.320	5424	552,630.00	349,225.86	---	203,404.14
HAZARDOUS WASTE PS	06.320	5520	1,164.00	---	---	1,164.00
Coal Mine Land Reclamation Fund (0684)						
LAND RECLAMATION PS	06.320	5399	108,125.00	66,920.39	---	41,204.61
LAND RECLAMATION E&E	06.320	5404	15,270.00	5,889.79	---	9,380.21
ALPD ADMINISTRATION E&E	06.320	5493	418.00	---	---	418.00
COAL MINED LAND FUND PROJ	06.380	7454	1,000,000.00	1,659.82	---	998,340.18

Hazardous Waste Remedial Fund (0690)							
HAZARDOUS WASTE PS	06.320	5381	708,050.00	637,323.63	---	70,726.37	
HAZARDOUS WASTE E&E	06.320	5387	169,069.00	137,478.72	---	31,590.28	
ENVIRONMENTAL SVS PS	06.320	5416	53,000.00	51,308.62	---	1,691.38	
ENVIRONMENTAL SVS E&E	06.320	5425	87,389.00	46,570.10	---	40,818.90	
ALPD ADMINISTRATION E&E	06.320	5491	5,477.00	---	---	5,477.00	
HAZARD MAT ANALYSIS	06.385	7602	30,105.00	---	---	30,105.00	
SUPERFUND CLEANUP	06.365	8123	21,274.00	9,772.24	---	11,501.76	
Missouri Air Pollution Control Fund (0691)							
AIR POLLUTION CNTRL PS	06.320	5370	42,512.00	18,171.49	---	24,340.51	
AIR POLLUTION CNTRL E&E	06.320	5375	6,496.00	844.30	---	5,651.70	
Dry-Cleaning Environmental Response Trust Fund (0898)							
HAZARDOUS WASTE PS	06.320	5467	174,057.00	97,498.26	---	76,558.74	
HAZARDOUS WASTE E&E	06.320	5468	31,431.00	9,042.69	---	22,388.31	
DRYCLEANERS CLEANUP	06.365	5469	200,000.00	---	---	200,000.00	
ALPD ADMINISTRATION E&E	06.320	6060	705.00	---	---	705.00	
Mined Land Reclamation Fund (0906)							
LAND RECLAMATION PS	06.320	5400	214,712.00	210,342.19	---	4,369.81	
LAND RECLAMATION E&E	06.320	5405	227,790.00	49,698.96	---	178,091.04	
ALPD ADMINISTRATION E&E	06.320	5487	4,916.00	---	---	4,916.00	
ALPD ADMINISTRATION PS	06.320	5502	1,591.00	---	---	1,591.00	
HAZARDOUS WASTE PS	06.320	5528	1,009.00	889.07	---	119.93	
LAND RECLMT BOND FORFEIT	06.380	7453	1,400,000.00	380,389.05	---	1,019,610.95	
<u>Water Protection and Soil Conservation</u>							
Missouri Air Emission Reduction Fund (0267)							
ENHANCED I/M-WPSCD PS	06.325	5432	8,190.00	8,190.00	---	---	
ENHANCED I/M-WPSCD E&E	06.325	5434	28,000.00	27,901.24	---	98.76	
Natural Resources Protection Fund (0555)							
WATER POLLUTION CNTRL E&E	06.320	5327	23,346.00	11,957.00	---	11,389.00	
ENVIRONMENT DAMAGES WPSCD	06.355	5464	32,002.00	31,999.52	---	2.48	
Natural Resources Protection - Water Pollution Permit Fee Subaccount Fund (0568)							
WATER QUALITY STUDY GRANT	06.330	1359	50,000.00	48,916.86	---	1,083.14	
WATER POLLUTION CNTRL PS	06.320	5323	1,732,112.00	1,724,144.47	---	7,967.53	
WATER POLLUTION CNTRL E&E	06.320	5328	1,352,544.00	1,148,471.41	---	204,072.59	
REGIONAL OFFICES PS	06.320	5342	1,964,256.00	1,506,416.91	---	457,839.09	
REGIONAL OFFICES E&E	06.320	5351	301,221.00	184,091.07	---	117,129.93	
ENVIRONMENT DAMAGES WPSCD	06.355	5466	184,998.00	184,997.46	---	0.54	
WPSCD ADMINISTRATION E&E	06.320	5478	16,248.00	---	---	16,248.00	
Solid Waste Management - Scrap Tire Subaccount Fund (0569)							
REGIONAL OFFICES PS	06.320	5343	163,035.00	91,313.68	---	71,721.32	
REGIONAL OFFICES E&E	06.320	5352	66,781.00	10,532.11	---	56,248.89	

**STATE OF MISSOURI
SUMMARY OF APPROPRIATION ACTIVITY
SPECIAL REVENUE FUNDS
FOR THE APPROPRIATION YEAR 2004**

	H.B. No.	Appr. No.	Appropriations	Expenditures and Transfers Out	Biennial Rollovers to 2005	Lapse of Appropriations
Solid Waste Management Fund (0570)						
REGIONAL OFFICES PS	06.320	5344	257,693.00	237,882.03	---	19,810.97
REGIONAL OFFICES E&E	06.320	5353	75,117.00	54,736.86	---	20,380.14
Natural Resources Protection - Air Pollution Asbestos Fee Subaccount Fund (0584)						
REGIONAL OFFICES PS	06.320	6013	46,002.00	42,903.19	---	3,098.81
Natural Resources Protection - Air Pollution Permit Fee Subaccount Fund (0594)						
REGIONAL OFFICES PS	06.320	5346	853,684.00	666,231.58	---	187,452.42
REGIONAL OFFICES E&E	06.320	5355	126,034.00	59,611.39	---	66,422.61
Water and Wastewater Loan Revolving Fund (0602)						
LOANS WASTE2O TRT FACS	17.175	0699	1,309,564.00	459,126.59	850,437.41	---
WATER & WASTEWATER LOAN	06.335	1446	20,000,000.00	20,000,000.00	---	---
LOANS WASTE2O TRT FACS	17.180	2491	351,700.00	351,700.00	---	---
WATER & WASTEWATER LOAN	17.155	2555	35,133,739.00	19,691,725.00	15,442,014.00	---
WATER & WASTEWATER LOAN	17.160	3269	43,225,399.00	19,000,000.00	24,225,399.00	---
LOANS WASTE2O TRT FACS	17.190	4278	12,340,345.00	341,543.41	11,998,801.59	---
DRINKING WATER LOAN	06.335	5470	4,000,000.00	500,000.00	---	3,500,000.00
WATER & WASTEWATER LOAN	17.270	5615	47,426,828.00	20,000,000.00	27,426,828.00	---
WATER & WASTEWATER LOAN	17.305	6391	57,411,831.00	15,397,493.65	42,014,337.35	---
DRINKING WATER LOAN	17.305	6393	6,350,000.00	---	6,350,000.00	---
Soil and Water Sales Tax Fund (0614)						
SPECIAL AREA LAND TREATMT	06.350	1420	6,896,200.00	---	---	6,896,200.00
SOIL & WATER RES GRANT	06.350	1423	160,000.00	---	---	160,000.00
COST SHARE GRANT	06.350	1425	20,250,000.00	14,597,748.11	---	5,652,251.89
LOAN INTEREST SHARE PRGM	06.350	1427	300,000.00	---	---	300,000.00
LOAN INTEREST SHARE PRGM	17.235	3286	697,061.00	123,344.24	573,716.76	---
SOIL & WATER RES GRANTS	17.245	3289	115,561.00	106,946.54	8,614.46	---
SOIL & WATER CONSERV PS	06.320	5338	1,942,310.00	1,693,649.35	---	248,660.65
SOIL & WATER CONSERV E&E	06.320	5339	1,017,439.00	987,389.29	---	30,049.71
REGIONAL OFFICES E&E	06.320	5474	59,026.00	46,169.54	---	12,856.46
WPSCD ADMINISTRATION E&E	06.320	5479	18,381.00	---	---	18,381.00
WPSCD ADMINISTRATION PS	06.320	5496	46,917.00	---	---	46,917.00
SPECIAL AREA LAND TREATMT	17.285	5621	4,630,694.00	4,630,649.87	44.13	---
SOIL & WATER RES GRANT	17.290	5622	112,602.00	76,584.65	36,017.35	---
SPECIAL AREA LAND TREATMT	17.315	6379	5,495,608.00	460,167.98	5,035,440.02	---
SOIL & WATER RES GRANT	17.315	6383	160,000.00	---	160,000.00	---
COST SHARE GRANT	17.315	6384	4,507,836.00	4,498,697.54	9,138.46	---
LOAN INTEREST SHARE PGRM	17.315	6385	673,784.00	---	673,784.00	---
GRANTS TO SOIL DISTRICTS	06.350	7607	7,911,992.00	7,120,878.30	---	791,113.70

Water and Wastewater Loan Fund (0649)							
LOANS WASTE2O TRT FACS	17.175	0697	75,417.00	75,417.00	---	---	---
LOANS WASTE2O TRT FACS	17.165	1361	400,451.00	400,451.00	---	---	---
DRINKING WATER LOAN	06.335	1442	10,000,000.00	---	---	---	10,000,000.00
WATER & WASTEWATER LOAN	06.335	1450	40,000,000.00	16,195,973.49	---	---	23,804,026.51
LOANS WASTE2O TRT FACS	17.170	2104	5,031,138.00	5,031,138.00	---	---	---
WATER & WASTEWATER LOAN	17.155	2554	5,733,438.00	5,733,437.05	0.95	---	---
DRINKING WATER LOAN	17.195	2557	21,794,455.00	---	21,794,455.00	---	---
WATER & WASTEWATER LOAN	17.160	3270	12,862,983.00	12,862,982.26	0.74	---	---
DRINKING WATER LOAN	17.205	3280	22,000,000.00	---	22,000,000.00	---	---
LOANS WASTE2O TRT FACS	17.185	3482	8,095,591.00	8,095,591.00	---	---	---
LOANS WASTE2O TRT FACS	17.190	4279	9,226,893.00	9,226,892.93	0.07	---	---
DRINKING WATER SYS LOANS	17.200	4285	11,271,141.00	2,200,301.54	9,070,839.46	---	---
WATER POLLUTION CNTRL E&E	06.320	5331	1.00	---	---	---	1.00
REGIONAL OFFICES E&E	06.320	5356	1.00	---	---	---	1.00
WPSCD ADMINISTRATION E&E	06.320	5481	1.00	---	---	---	1.00
WATER & WASTEWATER LOAN	17.270	5616	7,491,498.00	7,491,497.96	0.04	---	---
DRINKING WATER LOAN	17.275	5617	22,000,000.00	11,058,934.76	10,941,065.24	---	---
WATER & WASTEWATER LOAN	17.305	6392	1,310,363.00	1,310,362.24	0.76	---	---
DRINKING WATER LOAN	17.305	6394	10,969,779.00	---	10,969,779.00	---	---
Hazardous Waste Fund (0676)							
REGIONAL OFFICES E&E	06.320	5357	20,707.00	16,198.57	---	---	4,508.43
Safe Drinking Water Fund (0679)							
DRINKING WATER ANALYSIS	06.330	3382	296,444.00	79,403.30	---	---	217,040.70
PUBLIC DRINKING WATER PS	06.320	5334	405,729.00	397,620.22	---	---	8,108.78
PUBLIC DRINKING WATER E&E	06.320	5337	247,377.00	35,203.30	---	---	212,173.70
REGIONAL OFFICES PS	06.320	5348	469,945.00	347,735.83	---	---	122,209.17
REGIONAL OFFICES E&E	06.320	5358	204,291.00	98,984.95	---	---	105,306.05
WPSCD ADMINISTRATION E&E	06.320	5480	15,370.00	---	---	---	15,370.00
Concentrated Animal Feeding Operation							
Indemnity Fund (0834)							
CAFO CLOSURES	06.345	3480	100,000.00	---	---	---	100,000.00
<u>Geological Survey and Resource Assessment</u>							
<u>Division</u>							
Natural Resources Protection - Water Pollution							
Permit Fee Subaccount Fund (0568)							
GEOLOGICAL SURVEY PS	06.305	6129	35,785.00	5,631.42	---	---	30,153.58
GEOLOGICAL SURVEY E&E	06.305	6130	13,727.00	1,137.29	---	---	12,589.71
Parks Sales Tax Fund (0613)							
BOLLINGER MILL ROOF	16.085	4713	24,891.00	21,972.39	2,918.61	---	---
Groundwater Protection Fund (0660)							
GEOLOGICAL SURVEY PS	06.305	5243	367,973.00	281,248.96	---	---	86,724.04
GEOLOGICAL SURVEY E&E	06.305	5244	108,000.00	78,039.88	---	---	29,960.12

**STATE OF MISSOURI
SUMMARY OF APPROPRIATION ACTIVITY
SPECIAL REVENUE FUNDS
FOR THE APPROPRIATION YEAR 2004**

	H.B. No.	Appr. No.	Appropriations	Expenditures and Transfers Out	Biennial Rollovers to 2005	Lapse of Appropriations
State Land Survey Program Fund (0668)						
LAND SURVEY RESTOR PROJ	06.315	2759	185,000.00	172,864.00	---	12,136.00
LAND SURVEY PS	06.305	5228	872,738.00	781,002.19	---	91,735.81
LAND SURVEY E&E	06.305	5229	180,000.00	150,090.20	---	29,909.80
Hazardous Waste Remedial Fund (0690)						
GEOLOGICAL SURVEY PS	06.305	5241	127,471.00	124,901.55	---	2,569.45
GEOLOGICAL SURVEY E&E	06.305	5242	35,500.00	26,536.62	---	8,963.38
Oil and Gas Remedial Fund (0699)						
OIL & GAS REMEDIAL FUND	06.310	7767	23,000.00	---	---	23,000.00
Dry-Cleaning Environmental Response Trust Fund (0898)						
GEOLOGICAL SURVEY PS	06.305	6109	21,823.00	---	---	21,823.00
GEOLOGICAL SURVEY E&E	06.305	6110	4,300.00	---	---	4,300.00
<u>Division of State Parks</u>						
Parks Sales Tax Fund (0613)						
CONST RENOVTN STATEWIDE	16.050	0381	3,894,403.00	1,532,695.50	2,361,707.50	---
UPG RENO H2O WASTE H2O SYS	16.060	0396	459,203.00	27,204.96	431,998.04	---
STATE PARKS OPERATION E&E	06.255	0664	7,468,372.00	6,339,494.83	---	1,128,877.17
LEVY DISTRICT PAYMENTS	06.255	1942	6,326.00	6,324.75	---	1.25
STATE PARKS OPERATION PS	06.255	2082	18,625,693.00	17,553,148.95	---	1,072,544.05
PAYMENT IN LIEU OF TAXES	06.265	2470	40,000.00	6,853.95	---	33,146.05
INTERMODAL STEA MATCH	16.035	3521	76,089.00	58,508.35	17,580.65	---
IMPRV PARKS HIST SITES	16.040	3523	1,127,853.00	85,615.83	1,042,237.17	---
IMPRV HIST SITES PARKS	16.045	3525	261,989.00	111,929.62	150,059.38	---
PARKS STATEWIDE RENOVATE	16.070	4709	2,432,606.00	1,360,885.69	1,071,720.31	---
BABLER RENOVATE STABLES	16.085	4712	65,664.00	---	65,664.00	---
ST FRANCOIS SHOWERHOUSE	16.085	4715	2,315.00	796.57	1,518.43	---
WASHINGTON SHOWERHOUSE	16.085	4716	141,819.00	---	141,819.00	---
WATKINS MILL SHOWERHOUSE	16.085	4717	135,726.00	1,015.00	134,711.00	---
LEWIS & CLARK BICENTEN	16.095	4884	48,154.00	---	48,154.00	---
VARIOUS LEWIS & CLARK PROJ	19.025	6406	450,000.00	137,592.08	312,407.92	---
STATEWIDE SMALL CI	19.030	6407	310,000.00	---	310,000.00	---
BIG SUGAR CREEK DAY USE	19.035	6409	200,000.00	---	200,000.00	---
GRAHAM CAVE RENOVATE	19.035	6410	125,000.00	---	125,000.00	---
LEWIS & CLARK RESTROOMS	19.035	6411	100,000.00	---	100,000.00	---
OZARK CAVERN ROAD IMPR	19.035	6412	80,000.00	---	80,000.00	---
RT 66 STORAGE BLDG	19.035	6413	135,000.00	---	135,000.00	---
WESTON BEND PICNIC AREA	19.035	6414	35,000.00	---	35,000.00	---
BENNETT CAMP RENOVATE	18.070	6492	500,000.00	---	500,000.00	---

BIG OAK BOARDWALK RENOV	18.070	6493	100,000.00	---	100,000.00	---
DEUTSCHHEIM HIST RENOV	18.070	6494	106,693.00	---	106,693.00	---
BABLER RENOVATE CCC	18.070	6495	65,000.00	95.93	64,904.07	---
NATHAN BOONE CABINS	18.070	6497	106,692.00	---	106,692.00	---
RT 66 RENOV VISITOR CTR	18.070	6498	456,339.00	55,957.26	400,381.74	---
STATEWIDE EROSION CTRL	18.075	6500	300,000.00	---	300,000.00	---
STATEWIDE RENOVATIONS	18.090	6504	5,700,000.00	727,026.95	4,972,973.05	---
BRUCE R WATKINS CENTER	06.260	9727	100,000.00	100,000.00	---	---
Meramec-Onondaga State Parks Fund (0698)						
STATE PARKS OPERATION PS	06.255	2084	10,893.00	10,670.66	---	222.34
STATE PARKS OPERATION E&E	06.255	2085	5,600.00	---	---	5,600.00
Babler State Park Fund (0911)						
STATE PARKS OPERATION PS	06.255	2086	209,789.00	51,798.26	---	157,990.74
STATE PARKS OPERATION E&E	06.255	2087	106,579.00	73,514.65	---	33,064.35

DEPARTMENT OF PUBLIC SAFETY

Office of the Director

Missouri Crime Prevention Information and Programming Fund (0253)						
DIRECTOR ADMIN E&E	08.005	2328	50,000.00	909.67	---	49,090.33
Peace Officer Standards and Training Commission Fund (0281)						
POST TRAINING	08.080	1645	1,500,000.00	1,277,824.56	---	222,175.44
Firing Range Fee Fund (0554)						
DIRECTOR ADMIN E&E	08.005	0097	1,500.00	---	---	1,500.00
State Forensic Laboratory Fund (0591)						
STATE FORENSIC LABS	08.070	8770	266,000.00	184,693.19	---	81,306.81
Services to Victims Fund (0592)						
STATE SERVICES TO VICTIMS	08.045	8866	3,700,000.00	2,314,730.37	---	1,385,269.63
State Highways and Transportation Department Fund (0644)						
DC M&R	18.040	6476	500,000.00	---	500,000.00	---
Crime Victims' Compensation Fund (0681)						
DIRECTOR ADMIN E&E	08.005	5220	657,828.00	389,951.85	---	267,876.15
STATE SERVICES TO VICTIMS	08.045	5668	50,000.00	49,743.54	---	256.46
DIRECTOR ADMIN PS	08.005	8769	226,612.00	108,104.25	---	118,507.75

Division of Fire Safety

Elevator Safety Fund (0257)						
F S ADMIN PS	08.165	5629	187,524.00	160,629.87	---	26,894.13
F S ADMIN E&E	08.165	5630	104,317.00	96,194.23	---	8,122.77
Chemical Emergency Preparedness Fund (0587)						
FIREFIGHTER TRAINING	08.170	1382	142,237.00	67,270.00	---	74,967.00
Boiler and Pressure Vessels Safety Fund (0744)						
F S ADMIN PS	08.165	6103	204,348.00	177,277.85	---	27,070.15
F S ADMIN E&E	08.165	6104	58,070.00	57,613.30	---	456.70

**STATE OF MISSOURI
SUMMARY OF APPROPRIATION ACTIVITY
SPECIAL REVENUE FUNDS
FOR THE APPROPRIATION YEAR 2004**

	H.B. No.	Appr. No.	Appropriations	Expenditures and Transfers Out	Biennial Rollovers to 2005	Lapse of Appropriations
<u>State Highway Patrol</u>						
Gaming Commission Fund (0286)						
SHP TECHNICAL SERVICE PS	08.140	0636	18,582.00	8,654.98	---	9,927.02
SHP ENFORCEMENT E&E	08.105	1647	84,908.00	74,672.94	---	10,235.06
GASOLINE PURCHASE	08.110	1648	186,661.00	186,661.00	---	---
FRINGE BENEFITS PS	08.095	3276	67,507.00	52,965.92	---	14,541.08
FRINGE BENEFITS E&E	08.095	3277	4,803.00	84.90	---	4,718.10
SHP ENFORCEMENT PS	08.105	3278	21,265.00	4,919.75	---	16,345.25
SHP ADMIN E&E	08.090	4369	4,865.00	4,177.50	---	687.50
VEHICLE REPLACEMENT	08.115	4371	510,065.00	---	---	510,065.00
SHP ACADEMY PS	08.125	5917	143,232.00	117,245.10	---	25,986.90
SHP ACADEMY E&E	08.125	5918	132,112.00	130,798.48	---	1,313.52
Highway Patrol Inspection Fund (0297)						
VEH & DRIVER SAFETY	08.130	1379	37,725.00	37,725.00	---	---
State Forensic Laboratory Fund (0591)						
CRIME LABS E&E	08.120	8771	60,000.00	40,040.12	---	19,959.88
State Highways and Transportation Department Fund (0644)						
SHP TECHNICAL SERVICE PS	08.140	0630	9,493,274.00	8,906,481.16	---	586,792.84
SHP ADMIN PS	08.090	1130	4,818,821.00	4,656,201.95	---	162,619.05
SHP ADMIN E&E	08.090	1133	402,877.00	393,449.78	---	9,427.22
SHP ENFORCEMENT PS	08.105	1136	46,487,217.00	43,069,785.41	---	3,417,431.59
SHP ACADEMY PS	08.125	1143	1,162,648.00	958,123.87	---	204,524.13
SHP ACADEMY E&E	08.125	1148	144,139.00	136,067.74	---	8,071.26
VEH & DRIVER SAFETY PS	08.130	1150	9,124,606.00	7,828,116.45	---	1,296,489.55
VEH & DRIVER SAFETY E&E	08.130	1154	916,412.00	910,191.32	---	6,220.68
SHP ENFORCEMENT E&E	08.105	1430	4,269,446.00	4,200,832.86	---	68,613.14
SHP TECHNICAL SERVICE E&E	08.140	2285	6,024,425.00	6,015,209.54	---	9,215.46
& 14.140						
STATE HIGHWAY PATROL	13.075	3194	1,193,136.00	470,348.99	722,787.01	---
REFUND UNUSED STICKERS	08.135	3284	40,000.00	39,990.75	---	9.25
FRINGE BENEFITS PS	08.095	4346	33,041,053.00	31,055,148.11	---	1,985,904.89
FRINGE BENEFITS E&E	08.095	4349	3,128,820.00	3,052,207.67	---	76,612.33
VEHICLE REPLACEMENT	08.115	4370	3,823,946.00	3,488,374.00	---	335,572.00
GASOLINE PURCHASE	08.110	4472	1,962,184.00	1,961,882.29	---	301.71
& 14.137						
CRIME LABS PS	08.120	5296	1,514,667.00	1,288,946.15	---	225,720.85
CRIME LABS E&E	08.120	5297	105,957.00	101,627.04	---	4,329.96

TRP-D STRAFFORD CDL SITE	19.045	6416	314,772.00	---	314,772.00	---
HP-GHQ ANNEX ELEVATOR	18.115	6511	84,673.00	16,888.52	67,784.48	---
HP-GHQ PAVEMENT REPAIR	18.115	6512	328,081.00	23,261.69	304,819.31	---
HP-HGQ HVAC	18.115	6513	338,277.00	16,997.00	321,280.00	---
HP-GHQ ANNEX ELECTRICAL	18.115	6514	486,425.00	44,876.70	441,548.30	---
TRP-B ROOF	18.115	6515	127,742.00	---	127,742.00	---
TRP-C HVAC	18.115	6516	615,476.00	75,471.23	540,004.77	---
TRP-C ROOF	18.115	6517	181,421.00	69,909.03	111,511.97	---
TRP-F GARAGE PVMT REPR	18.115	6518	132,129.00	1,462.25	130,666.75	---
Criminal Record System Fund (0671)						
SHP TECHNICAL SERVICE PS	08.140	0635	418,556.00	311,208.79	---	107,347.21
SHP ENFORCEMENT E&E	08.105	1431	2,694,121.00	1,199,440.94	---	1,494,680.06
	&	14.135				
SHP TECHNICAL SERVICE E&E	08.140	2286	1,246,884.00	431,886.20	---	814,997.80
FRINGE BENEFITS PS	08.095	8867	1,086,086.00	950,615.06	---	135,470.94
FRINGE BENEFITS E&E	08.095	8868	64,138.00	52,302.52	---	11,835.48
SHP ENFORCEMENT PS	08.105	8870	1,971,802.00	1,888,639.05	---	83,162.95
CRIME LABS PS	08.120	8872	61,376.00	50,028.74	---	11,347.26
CRIME LABS E&E	08.120	8873	3,600.00	3,599.11	---	0.89
Highway Patrol Academy Fund (0674)						
SHP ACADEMY E&E	08.125	3441	653,260.00	292,291.92	---	360,968.08
SHP ACADEMY PS	08.125	6328	81,059.00	67,425.63	---	13,633.37
FRINGE BENEFITS PS	08.095	6329	46,638.00	32,518.34	---	14,119.66
FRINGE BENEFITS E&E	08.095	6330	1,888.00	---	---	1,888.00
Highway Patrol's Motor Vehicle and Aircraft Revolving Fund (0695)						
SHP ENFORCEMENT E&E	08.105	1967	330,500.00	29,896.20	---	300,603.80
VEHICLE REPLACEMENT	08.115	6461	6,051,134.00	3,672,043.80	---	2,379,090.20
Criminal Justice Network and Technology Revolving Fund (0842)						
FRINGE BENEFITS PS	08.095	1975	15,894.00	14,835.76	---	1,058.24
FRINGE BENEFITS E&E	08.095	1976	1,022.00	968.28	---	53.72
SHP TECHNICAL SERVICE PS	08.140	2505	29,756.00	28,765.00	---	991.00
SHP TECHNICAL SERVICE E&E	08.140	4113	2,201,000.00	1,633,490.23	---	567,509.77
<u>Division of Liquor Control</u>						
Healthy Families Trust Fund-Tobacco Prevention, Education and Cessation Account Fund (0643)						
LIQUOR CONTROL PS	08.155	5525	79,989.00	70,839.14	---	9,149.86
LIQUOR CONTROL E&E	08.155	5526	51,075.00	51,075.00	---	---

**STATE OF MISSOURI
SUMMARY OF APPROPRIATION ACTIVITY
SPECIAL REVENUE FUNDS
FOR THE APPROPRIATION YEAR 2004**

	H.B. No.	Appr. No.	Appropriations	Expenditures and Transfers Out	Biennial Rollovers to 2005	Lapse of Appropriations
<u>Adjutant General</u>						
Missouri National Guard Training Site Fund (0269)						
TRAINING SITE REVOLVING	08.255	3154	244,800.00	234,596.06	---	10,203.94
TROUPERS TRNG SCHOOL PS	08.265	5658	16,068.00	8,077.06	---	7,990.94
Missouri National Guard Trust Fund (0900)						
NATIONAL GUARD TRUST FUND	08.225	1863	2,000.00	---	---	2,000.00
MILITARY HONORS PRGM E&E	08.235	2287	1,219,325.00	663,535.13	---	555,789.87
TUITION ASSISTANCE	08.230	4624	2,762,400.00	1,669,898.47	---	1,092,501.53
MILITARY HONORS PRGM PS	08.235	4625	1,046,012.00	633,524.69	---	412,487.31
AG-DESIGN & CONSTRUCTION	19.070	6762	50,000.00	---	50,000.00	---
<u>State Emergency Management Agency</u>						
Chemical Emergency Preparedness Fund (0587)						
A G SEMA PS	08.275	3882	163,593.00	115,697.31	---	47,895.69
A G SEMA E&E	08.275	3883	68,884.00	32,797.05	---	36,086.95
MERC DISTRIBUTIONS	08.280	3884	650,000.00	443,963.23	---	206,036.77
<u>Missouri Veterans' Commission</u>						
Veterans Trust Fund (0579)						
ADMIN & SERVICE E&E	08.175	0981	24,800.00	15,978.77	---	8,821.23
ADMIN & SERVICE PS	08.175	5262	52,200.00	51,840.00	---	360.00
VETERANS HOMES PS	08.185	6787	52,500.00	---	---	52,500.00
<u>Missouri Gaming Commission</u>						
Compulsive Gamblers Fund (0249)						
GAMING E&E	08.190	3087	40,000.00	39,469.26	---	530.74
Gaming Commission Fund (0286)						
GAMING COMM FRINGES PS	08.195	1542	3,027,192.00	2,327,690.66	---	699,501.34
GAMING COMM FRINGES E&E	08.195	1543	178,765.00	89,547.06	---	89,217.94
GAMING COMM REFUNDS	08.200	1651	100,000.00	1,110.00	---	98,890.00
GAMING & BINGO PS	08.190	2990	10,763,099.00	8,280,785.51	---	2,482,313.49
GAMING & BINGO E&E	08.190	2991	1,999,291.00	1,203,006.75	---	796,284.25
GAMING COMMISSION	13.085	3198	865,974.00	406,671.01	459,302.99	---
Bingo Proceeds for Education Fund (0289)						
BINGO REFUNDS	08.205	2994	5,000.00	---	---	5,000.00
Missouri Breeders Fund (0605)						
HORSE RACING BREEDERS	08.210	3295	5,000.00	---	---	5,000.00

DEPARTMENT OF REVENUE

School Building Revolving Fund (0279)							
FED & OTHER FUND REFUNDS	04.025	6905	500.00	500.00	---	---	
State Highways and Transportation Department Fund (0644)							
REVENUE LEASING	13.015	6092	1,475,136.00	602,024.96	873,111.04	---	

Division of Administration

Health Initiatives Fund (0275)						
POSTAGE	04.010	1636	4,733.00	4,591.00	---	142.00
Elderly Home-Delivered Meals Trust Fund (0296)						
DIV OF ADMINISTRATION E&E	04.005	0120	10,800.00	10,800.00	---	---
Motor Vehicle Commission Fund (0588)						
DIV OF ADMINISTRATION PS	04.005	4455	82,097.00	82,096.50	---	0.50
DIV OF ADMINISTRATION E&E	04.005	4456	29,653.00	29,653.00	---	---
Conservation Commission Fund (0609)						
POSTAGE	04.010	6240	1,183.00	1,183.00	---	---
State Highways and Transportation Department Fund (0644)						
POSTAGE	04.010	0082	4,951,457.00	2,945,498.00	---	2,005,959.00
ATTORNEY FEES	04.055	0089	15,000.00	2,945.42	---	12,054.58
DIV OF ADMINISTRATION PS	04.005	1250	4,870,643.00	4,672,957.40	---	197,685.60
DIV OF ADMINISTRATION E&E	04.005	6211	1,390,792.00	1,195,582.29	---	195,209.71

Division of Motor Vehicles and Drivers**Licensing**

Motor Vehicle Commission Fund (0588)						
DIV OF MV/DL PS	04.005	4458	146,900.00	146,454.19	---	445.81
DIV OF MV/DL E&E	04.005	4459	471,777.00	471,777.00	---	---
State Highways and Transportation Department Fund (0644)						
DIV OF MV/DL PS	04.005	1262	17,945,437.00	17,354,803.39	---	590,633.61
DIV OF MV/DL E&E	04.005	1265	14,546,848.00	14,133,845.88	---	413,002.12
PROBLEM DRIVER POINT SYS	04.050	1312	60,000.00	58,200.00	---	1,800.00
CDLIS FEES	04.045	3363	275,000.00	266,750.00	---	8,250.00

Division of Taxation

Health Initiatives Fund (0275)						
DIV OF TAXATION PS	04.005	1637	42,314.00	40,635.39	---	1,678.61
DIV OF TAXATION E&E	04.005	1638	4,382.00	3,595.59	---	786.41
CIGARETTE TAX REFUNDS	04.100	1640	86,276.00	40,912.88	---	45,363.12
Gaming Proceeds for Education Fund (0285)						
FED & OTHER FUND REFUNDS	04.025	3004	323,803.00	---	---	323,803.00
Gaming Commission Fund (0286)						
FED & OTHER FUND REFUNDS	04.025	0929	49,075.00	---	---	49,075.00

**STATE OF MISSOURI
SUMMARY OF APPROPRIATION ACTIVITY
SPECIAL REVENUE FUNDS
FOR THE APPROPRIATION YEAR 2004**

	H.B. No.	Appr. No.	Appropriations	Expenditures and Transfers Out	Biennial Rollovers to 2005	Lapse of Appropriations
Elderly Home-Delivered Meals Trust Fund (0296)						
DIV OF TAXATION PS	04.005	1307	10,804.00	3,474.00	---	7,330.00
Solid Waste Management - Scrap Tire Subaccount Fund (0569)						
FED & OTHER FUND REFUNDS	04.025	1592	32,409.00	5,206.73	---	27,202.27
Motor Vehicle Commission Fund (0588)						
MOTOR V COMM REFUNDS	04.105	4462	12,000.00	1,291.48	---	10,708.52
Conservation Commission Fund (0609)						
DIV OF TAXATION PS	04.005	4772	464,441.00	464,428.83	---	12.17
DIV OF TAXATION E&E	04.005	4773	49,030.00	45,991.84	---	3,038.16
CONTINGENCY PAYMENTS	04.085	6244	34,609.00	34,609.00	---	---
State School Money Fund (0616)						
CIGARETTE TAX REFUNDS	04.100	1641	191,721.00	75,336.96	---	116,384.04
State Highways and Transportation Department Fund (0644)						
HIGHWAY FUND REFUNDS	04.040	1245	1,647,711.00	1,493,022.43	---	154,688.57
REFUNDS OF MOTOR FUEL TAX	04.070	1248	19,219,423.00	9,611,967.22	---	9,607,455.78
DIV OF TAXATION PS	04.005	1268	2,450,989.00	2,201,921.85	---	249,067.15
DIV OF TAXATION E&E	04.005	1272	329,850.00	290,828.06	---	39,021.94
CONTINGENCY PAYMENTS	04.085	6242	550,000.00	---	---	550,000.00
Workers' Compensation Fund (0652)						
WORKERS COMP REFUNDS	04.090	8360	1,669,902.00	668,031.52	---	1,001,870.48
Workers' Compensation - Second Injury Fund (0653)						
2ND INJURY REFUNDS	04.095	9162	248,966.00	9,944.19	---	239,021.81
Petroleum Inspection Fund (0662)						
DIV OF TAXATION PS	04.005	8356	28,286.00	28,271.20	---	14.80
DIV OF TAXATION E&E	04.005	8357	2,966.00	2,487.56	---	478.44
Motor Fuel Tax Fund (0673)						
DIST TO CITIES MFT FUND	04.060	1246	188,500,000.00	188,471,679.58	---	28,320.42
Fair Share Fund (0687)						
CIGARETTE TAX REFUNDS	04.100	1642	85,210.00	33,278.44	---	51,931.56
Aviation Trust Fund (0952)						
AVIATION TRUST REFUNDS	04.065	9815	157,927.00	52,827.48	---	105,099.52

DEPARTMENT OF SOCIAL SERVICES

Nursing Facility Quality of Care Fund (0271)							
SOCIAL SERVICES LEASING	13.105	0666	23,744.00	11,856.24	11,887.76	---	---
SOCIAL SERVICES LEASING	17.430	2601	8,084.00	---	8,084.00	---	---
Youth Services Treatment Fund (0843)							
FED GRANTS & DONATIONS	11.020	5966	1,000.00	---	---	---	1,000.00

Office of the Director

Legal Services for Low-Income People Fund (0735)							
LEGAL AID GRANTS	11.010	5585	2,161,435.00	2,159,938.00	---	---	1,497.00

Information Services and Technology Division

Social Services Educational Improvement Fund (0620)							
ISTD E&E	11.055	0149	127,238.00	127,238.00	---	---	---

Family Support Division

Health Initiatives Fund (0275)							
IM FIELD STAFF/OPS PS	11.105	6287	675,041.00	652,638.45	---	---	22,402.55
IM FIELD STAFF/OPS E&E	11.105	6288	28,749.00	---	---	---	28,749.00
Blind Pension Fund (0621)							
BLIND ADMIN PS	11.200	0768	854,016.00	836,131.27	---	---	17,884.73
BLIND ADMIN E&E	11.200	0770	210,637.00	210,629.65	---	---	7.35
BLIND PENSIONS	11.165	1407	20,580,572.00	19,763,554.00	---	---	817,018.00
SVS FOR VISUALLY IMPAIRED	11.205	5699	1,549,935.00	1,549,907.81	---	---	27.19
FAMILY SUPPORT ADMIN E&E	11.100	6278	62,417.00	---	---	---	62,417.00

Children's Division

Health Initiatives Fund (0275)							
CHILD FIELD STAFF/OPS PS	11.240	6305	61,994.00	33,614.34	---	---	28,379.66
CHILD FIELD STAFF/OPS E&E	11.240	6306	28,749.00	27,872.83	---	---	876.17
Early Childhood Development, Education and Care Fund (0859)							
EARLY CHILDHOOD STARTUP	11.305	0730	4,136,278.00	3,260,727.12	---	---	875,550.88
CHILDHOOD DEVELOPMENT	11.305	0731	3,446,898.00	2,854,798.00	---	---	592,100.00
CHILDHOOD DEV CERTIF	11.305	0739	3,446,898.00	2,788,844.60	---	---	658,053.40
PURCHASE OF CHILD CARE	11.305	2273	1,548,152.00	1,548,152.00	---	---	---
ACCREDITED PROVIDERS	11.305	4628	3,446,898.00	2,853,942.66	---	---	592,955.34
CHILDREN'S ADMIN PS	11.235	6298	40,716.00	38,588.06	---	---	2,127.94
CHILDREN'S ADMIN E&E	11.235	6299	11,856.00	11,851.26	---	---	4.74

**STATE OF MISSOURI
SUMMARY OF APPROPRIATION ACTIVITY
SPECIAL REVENUE FUNDS
FOR THE APPROPRIATION YEAR 2004**

	H.B. No.	Appr. No.	Appropriations	Expenditures and Transfers Out	Biennial Rollovers to 2005	Lapse of Appropriations
<u>Division of Youth Services</u>						
Health Initiatives Fund (0275)						
YOUTH TREATMENT PRGM PS	11.320	3608	107,219.00	102,012.40	---	5,206.60
YOUTH TREATMENT PRGM E&E	11.320	3609	10,135.00	---	---	10,135.00
Gaming Commission Fund (0286)						
JUVENILE COURT DIVERSION	11.325	0186	500,000.00	462,331.17	---	37,668.83
Social Services Educational Improvement Fund (0620)						
YOUTH TREATMENT PRGM PS	11.320	1748	2,394,837.00	2,363,756.05	---	31,080.95
YOUTH TREATMENT PRGM E&E	11.320	1749	3,715,760.00	3,708,060.36	---	7,699.64
<u>Division of Medical Services</u>						
Nursing Facility Quality of Care Fund (0271)						
MEDICAL SVS ADMIN PS	11.400	1753	71,346.00	71,297.14	---	48.86
MEDICAL SVS ADMIN E&E	11.400	1754	10,281.00	10,281.00	---	---
Health Initiatives Fund (0275)						
MEDICAL SVS ADMIN E&E	11.400	0216	31,385.00	30,443.00	---	942.00
MEDICAL SVS ADMIN PS	11.400	1670	266,394.00	258,391.65	---	8,002.35
MANAGED CARE	11.470	1785	8,270,848.00	8,022,723.00	---	248,125.00
CHILDREN'S HLTH INS PRGM	11.495	2869	4,999,173.00	4,849,198.00	---	149,975.00
PHARMACY	11.430	3066	969,293.00	940,214.00	---	29,079.00
PHYSICIANS	11.445	3067	1,247,544.00	1,210,118.00	---	37,426.00
DENTAL	11.450	3070	71,162.00	69,027.00	---	2,135.00
HOME & COMM BASED SVS	11.460	3071	159,305.00	115,254.67	---	44,050.33
REHAB & SPECIALITY SVS	11.465	3072	194,881.00	189,035.00	---	5,846.00
HOSPITAL CARE	11.475	3073	2,797,179.00	2,713,264.00	---	83,915.00
STATE MEDICAL	11.550	3074	353,437.00	---	---	353,437.00
Healthy Families Trust Fund-Health Care Treatment and Access Account Fund (0640)						
DSS SAFETY NET	11.475	4079	30,365,444.00	30,365,444.00	---	---
PHARMACY	11.430	5506	1,041,034.00	1,041,034.00	---	---
PHYSICIANS	11.445	5507	1,041,034.00	1,041,034.00	---	---
DENTAL	11.450	5510	848,773.00	848,773.00	---	---
NURSING FACILITIES	11.460	5511	17,973.00	17,973.00	---	---
REHAB & SPECIALTY SVS	11.465	5512	831,745.00	831,745.00	---	---
MANAGED CARE	11.470	5513	4,447,110.00	4,447,110.00	---	---
HOSPITAL CARE	11.475	5515	2,365,987.00	2,365,987.00	---	---
HOSPITAL GME	11.475	5517	10,000,000.00	10,000,000.00	---	---

Premium Fund (0885)							
CHILDREN'S HLTH INS PRGM	11.495	2872	1,000,000.00	299,034.15	---	700,965.85	
MEDICAID SUPP POOL	11.555	6133	3,837,940.00	3,837,940.00	---	---	

DEPARMENT OF CORRECTIONS

Correctional Substance Abuse Earnings Fund (0853)						
REACT E&E	09.425	0175	264,600.00	136.00	---	264,464.00

Office of the Director

Crime Victims' Compensation Fund (0681)						
OD STAFF E&E	09.005	3064	82,500.00	41,400.00	---	41,100.00
Subtotals			<u>5,754,803,870.00</u>	<u>5,160,586,460.75</u>	<u>305,422,795.52</u>	<u>288,794,613.73</u>

Appropriated Transfers Out To:

State School Money Fund (0616)	02.310	T006	249,080,434.00	249,080,433.43	---	0.57
School District Bonds Fund (0248)	02.320	T009	450,000.00	450,000.00	---	---
Student Grant Fund (0839)	03.050	T013	50,000.00	---	---	50,000.00
General Revenue Fund (0101)	04.125	T271	2,500,000.00	2,500,000.00	---	---
General Revenue Fund (0101)	04.130	T272	237,205.00	237,203.09	---	1.91
General Revenue Fund (0101)	04.135	T273	237,260.00	237,253.75	---	6.25
General Revenue Fund (0101)	04.140	T274	108,000.00	54,000.00	---	54,000.00
General Revenue Fund (0101)	05.475	T283	3,907,757.00	2,984,870.00	---	922,887.00
General Revenue Fund (0101)	05.495	T285	1,209,023.00	1,090,269.94	---	118,753.06
State Legal Expense Fund (0692)	05.505	T288	130,000.00	77,706.94	---	52,293.06
State Legal Expense Fund (0692)	05.505	T289	600,000.00	440,164.68	---	159,835.32
State Legal Expense Fund (0692)	05.505	T290	32,461.00	32,453.51	---	7.49
Social Security Contributions Fund (0702)	05.095	T293	16,485,485.00	14,073,379.94	---	2,412,105.06
Social Security Contributions Fund (0702)	05.105	T294	17,572,405.00	17,570,800.81	---	1,604.19
State Retirement Contributions Fund (0701)	05.115	T297	22,147,068.00	18,018,259.62	---	4,128,808.38
Missouri State Employees' Deferred Compensation Incentive Plan Administration Fund (0706)	05.140	T300	1,313,981.00	1,186,269.34	---	127,711.66
Missouri State Employees' Deferred Compensation Incentive Plan Administration Fund (0706)	05.150	T301	1,574,034.00	1,573,907.36	---	126.64
Missouri Consolidated Health Care Plan Benefit Fund (0765)	05.170	T304	20,857,568.00	18,891,250.44	---	1,966,317.56
Natural Resources Cost Allocation Fund (0500)	06.415	T316	255,705.00	239,548.00	---	16,157.00
Natural Resources Cost Allocation Fund (0500)	06.415	T317	17,538.00	16,460.00	---	1,078.00
Natural Resources Cost Allocation Fund (0500)	06.415	T319	283,130.00	266,120.00	---	17,010.00

**STATE OF MISSOURI
SUMMARY OF APPROPRIATION ACTIVITY
SPECIAL REVENUE FUNDS
FOR THE APPROPRIATION YEAR 2004**

	H.B. No.	Appr. No.	Appropriations	Expenditures and Transfers Out	Biennial Rollovers to 2005	Lapse of Appropriations
Natural Resources Cost Allocation Fund (0500)	06.415	T323	16,325.00	15,268.00	---	1,057.00
Natural Resources Cost Allocation Fund (0500)	06.415	T324	1,026,371.00	958,004.00	---	68,367.00
Natural Resources Cost Allocation Fund (0500)	06.415	T325	77,679.00	25,264.00	---	52,415.00
Natural Resources Cost Allocation Fund (0500)	06.415	T326	55,495.00	52,016.00	---	3,479.00
Natural Resources Cost Allocation Fund (0500)	06.415	T328	44,979.00	42,211.00	---	2,768.00
Natural Resources Cost Allocation Fund (0500)	06.415	T329	1,107,326.00	1,038,648.00	---	68,678.00
Natural Resources Cost Allocation Fund (0500)	06.415	T330	4,152,539.00	3,815,648.00	---	336,891.00
Natural Resources Cost Allocation Fund (0500)	06.415	T331	566,590.00	528,552.00	---	38,038.00
Natural Resources Cost Allocation Fund (0500)	06.415	T332	73,004.00	66,983.00	---	6,021.00
Natural Resources Cost Allocation Fund (0500)	06.415	T333	115,476.00	108,638.00	---	6,838.00
Natural Resources Cost Allocation Fund (0500)	06.415	T334	308,987.00	295,246.00	---	13,741.00
Natural Resources Cost Allocation Fund (0500)	06.415	T336	454,300.00	426,371.00	---	27,929.00
Natural Resources Cost Allocation Fund (0500)	06.415	T337	466,357.00	436,187.00	---	30,170.00
Natural Resources Cost Allocation Fund (0500)	06.415	T338	6,151.00	5,738.00	---	413.00
Economic Development Administrative Fund (0547)	07.015	T346	159,347.00	122,362.79	---	36,984.21
Economic Development Administrative Fund (0547)	07.015	T349	183,104.00	182,756.42	---	347.58
Economic Development Administrative Fund (0547)	07.015	T350	40,069.00	36,729.22	---	3,339.78
Economic Development Administrative Fund (0547)	07.015	T351	408,224.00	407,781.44	---	442.56
Division of Finance Fund (0550)	07.150	T360	39,400.00	28,971.36	---	10,428.64
Division of Finance Fund (0550)	07.165	T361	160,557.00	160,556.17	---	0.83
Kids' Chance Scholarship Fund (0878)	07.835	T365	50,000.00	50,000.00	---	---

Workers' Compensation Fund (0652)	07.865	T368	190.00	---	---	190.00
Professional Registration Fees Fund (0689)	07.285	T369	115,601.00	94,963.84	---	20,637.16
Professional Registration Fees Fund (0689)	07.285	T370	232,535.00	191,581.47	---	40,953.53
Professional Registration Fees Fund (0689)	07.285	T371	189,295.00	121,624.27	---	67,670.73
Professional Registration Fees Fund (0689)	07.285	T372	165,059.00	124,966.10	---	40,092.90
Professional Registration Fees Fund (0689)	07.285	T373	123,529.00	109,083.10	---	14,445.90
Professional Registration Fees Fund (0689)	07.285	T374	205,293.00	183,705.88	---	21,587.12
Professional Registration Fees Fund (0689)	07.285	T375	1,259,535.00	1,244,197.65	---	15,337.35
Professional Registration Fees Fund (0689)	07.285	T376	248,693.00	207,662.74	---	41,030.26
Professional Registration Fees Fund (0689)	07.285	T377	67,922.00	38,592.70	---	29,329.30
Professional Registration Fees Fund (0689)	07.285	T378	39,718.00	37,267.37	---	2,450.63
Professional Registration Fees Fund (0689)	07.285	T379	323,715.00	323,059.11	---	655.89
Professional Registration Fees Fund (0689)	07.285	T380	106,176.00	77,381.28	---	28,794.72
Professional Registration Fees Fund (0689)	07.285	T381	65,012.00	63,912.24	---	1,099.76
Professional Registration Fees Fund (0689)	07.285	T382	387,661.00	303,308.11	---	84,352.89
Professional Registration Fees Fund (0689)	07.285	T383	73,080.00	52,049.35	---	21,030.65
Professional Registration Fees Fund (0689)	07.285	T384	42,037.00	---	---	42,037.00
Professional Registration Fees Fund (0689)	07.285	T387	17,211.00	13,556.99	---	3,654.01
Professional Registration Fees Fund (0689)	07.285	T388	876,104.00	773,308.06	---	102,795.94
Professional Registration Fees Fund (0689)	07.285	T389	127,663.00	109,933.78	---	17,729.22
Professional Registration Fees Fund (0689)	07.285	T390	75,255.00	70,838.23	---	4,416.77
Professional Registration Fees Fund (0689)	07.285	T391	245,140.00	225,558.05	---	19,581.95
Professional Registration Fees Fund (0689)	07.285	T392	26,473.00	22,326.71	---	4,146.29
Professional Registration Fees Fund (0689)	07.285	T393	338,454.00	264,866.74	---	73,587.26
Professional Registration Fees Fund (0689)	07.285	T394	361,713.00	234,266.63	---	127,446.37
Professional Registration Fees Fund (0689)	07.285	T395	137,692.00	110,715.96	---	26,976.04
Professional Registration Fees Fund (0689)	07.285	T396	46,329.00	46,275.29	---	53.71
Professional Registration Fees Fund (0689)	07.285	T397	466,043.00	342,079.62	---	123,963.38
Professional Registration Fees Fund (0689)	07.285	T398	171,129.00	128,006.50	---	43,122.50
Missouri Real Estate Commission Fund (0638)	07.275	T399	15,000.00	---	---	15,000.00
Veterans' Commission Capital Improvement Trust Fund (0304)	08.295	T406	3,000,000.00	3,000,000.00	---	---
Missouri National Guard Trust Fund (0900)	08.300	T407	3,000,000.00	3,000,000.00	---	---
Missouri College Guarantee Fund (0858)	08.305	T408	5,000,000.00	5,000,000.00	---	---
Early Childhood Development, Education and Care Fund (0859)	08.310	T409	30,175,000.00	27,484,599.92	---	2,690,400.08
Health Access Incentive Fund (0276)	10.630	T411	3,241,003.00	3,006,225.00	---	234,778.00
Missouri Investment Trust Fund (9998)	12.195	T420	2,000,000.00	---	---	2,000,000.00
Missouri Investment Trust Fund (9998)	12.195	T421	375,000.00	---	---	375,000.00
Federal Student Loan Reserve Fund (0881)	03.130	T463	2,000,001.00	2,918.65	---	1,997,082.35
General Revenue Fund (0101)	05.445	T468	193,462.00	180,352.71	---	13,109.29
Labor and Industrial Relations Administrative Fund (0122)	07.805	T472	3,120,445.00	2,140,682.00	---	979,763.00
Labor and Industrial Relations Administrative Fund (0122)	07.805	T473	118,892.00	15,534.00	---	103,358.00
Professional Registration Fees Fund (0689)	07.285	T474	40,240.00	40,000.00	---	240.00

**STATE OF MISSOURI
SUMMARY OF APPROPRIATION ACTIVITY
SPECIAL REVENUE FUNDS
FOR THE APPROPRIATION YEAR 2004**

	H.B. No.	Appr. No.	Appropriations	Expenditures and Transfers Out	Biennial Rollovers to 2005	Lapse of Appropriations
Natural Resources Cost Allocation Fund (0500)	06.415	T481	265,607.00	248,373.00	---	17,234.00
Economic Development Administrative Fund (0547)	07.015	T503	11,065.00	8,322.05	---	2,742.95
Petroleum Violation Escrow Interest Subaccount Fund (0890)	06.215	T516	20,000.00	7,616.00	---	12,384.00
Labor and Industrial Relations Administrative Fund (0122)	07.805	T522	120,315.00	96,252.00	---	24,063.00
Natural Resources Cost Allocation Fund (0500)	06.415	T523	45,405.00	37,429.00	---	7,976.00
Guaranty Agency Operating Fund (0880)	03.115	T525	11,200,000.00	11,098,987.26	---	101,012.74
General Revenue Fund (0101)	04.150	T530	2,831.00	---	---	2,831.00
General Revenue Fund (0101)	04.150	T531	19,485.00	19,247.68	---	237.32
General Revenue Fund (0101)	04.150	T532	5,202.00	4,133.85	---	1,068.15
General Revenue Fund (0101)	04.150	T533	651.00	102.07	---	548.93
State Road Fund (0320)	04.160	T535	201,215,655.00	166,206,147.35	---	35,009,507.65
General Revenue Fund (0101)	05.355	T541	218,901.00	218,900.58	---	0.42
Healthy Families Trust Fund (0625)	05.355	T541	266,916.00	266,913.24	---	2.76
Guaranty Agency Operating Fund (0880)	05.355	T541	96.00	95.34	---	0.66
Childhood Lead Testing Fund (0899)	05.355	T541	143,505.00	143,505.00	---	---
General Revenue Fund (0101)	05.360	T542	10,306,123.00	10,306,101.37	---	21.63
State School Money Fund (0616)	05.360	T542	12,187,683.00	12,187,682.26	---	0.74
Workers' Compensation Fund (0652)	05.360	T542	190.00	190.00	---	---
Legal Services for Low-Income Families (0735)	05.360	T542	335,126.00	335,125.06	---	0.94
Assistive Technology Loan Revolving Fund (0899)	05.360	T542	95,786.00	95,786.00	---	---
General Revenue Fund (0101)	07.155	T543	500,000.00	129,150.50	---	370,849.50
General Revenue Fund (0101)	07.160	T544	6,909.00	---	---	6,909.00
General Revenue Fund (0101)	12.205	T548	539,091.00	539,088.22	---	2.78
State Road Fund (0320)	08.315	T549	2,804,166.00	2,804,165.71	---	0.29
Compulsive Gamblers Fund (0249)	08.320	T553	489,850.00	489,850.00	---	---
General Revenue Fund (0101)	05.010	T555	70,715,848.00	70,715,848.00	---	---
Healthy Families Trust Fund - Health Care Treatment and Access Account Fund (0640)	05.015	T556	53,241,622.00	53,241,622.00	---	---
Healthy Families Trust Fund - Tobacco Prevention, Education and Cessation Account Fund (0643)	05.020	T559	472,829.00	472,829.00	---	---

Healthy Families Trust Fund - Seniors Catastrophic Prescription Drug Account Fund (0665)	05.025	T560	16,484,942.00	16,484,942.00	---	---
Budget Reserve Fund (0100)	05.340	T567	10,000,000.00	5,300,000.00	---	4,700,000.00
Budget Reserve Fund (0100)	05.345	T568	12,607.00	12,605.29	---	1.71
Missouri Qualified Fuel Ethanol Producer Incentive Fund (0571)	06.010	T570	500,000.00	500,000.00	---	---
General Revenue Fund (0101)	07.280	T580	26,500.00	17,843.48	---	8,656.52
General Revenue Fund (0101)	07.280	T581	122,100.00	91,701.26	---	30,398.74
General Revenue Fund (0101)	07.280	T582	14,400.00	1,686.10	---	12,713.90
General Revenue Fund (0101)	07.280	T583	16,700.00	14,040.60	---	2,659.40
General Revenue Fund (0101)	07.280	T584	8,000.00	197.75	---	7,802.25
General Revenue Fund (0101)	07.280	T585	22,200.00	15,419.79	---	6,780.21
General Revenue Fund (0101)	07.280	T586	87,000.00	76,503.82	---	10,496.18
General Revenue Fund (0101)	07.280	T587	15,000.00	7,240.37	---	7,759.63
General Revenue Fund (0101)	07.280	T588	31,200.00	19,170.18	---	12,029.82
General Revenue Fund (0101)	07.280	T589	1,200.00	30.44	---	1,169.56
General Revenue Fund (0101)	07.280	T590	99,500.00	85,008.79	---	14,491.21
General Revenue Fund (0101)	07.280	T591	9,100.00	614.80	---	8,485.20
General Revenue Fund (0101)	07.280	T592	7,200.00	3,457.43	---	3,742.57
General Revenue Fund (0101)	07.280	T593	190,000.00	150,091.30	---	39,908.70
General Revenue Fund (0101)	07.280	T594	7,700.00	4,218.31	---	3,481.69
General Revenue Fund (0101)	07.280	T595	1,200.00	140.00	---	1,060.00
General Revenue Fund (0101)	07.280	T597	2,200.00	103.47	---	2,096.53
General Revenue Fund (0101)	07.280	T598	133,400.00	132,100.10	---	1,299.90
General Revenue Fund (0101)	07.280	T599	6,100.00	4,987.48	---	1,112.52
General Revenue Fund (0101)	07.280	T600	7,750.00	7,262.91	---	487.09
General Revenue Fund (0101)	07.280	T601	96,000.00	77,342.61	---	18,657.39
General Revenue Fund (0101)	07.280	T602	7,500.00	6,350.13	---	1,149.87
General Revenue Fund (0101)	07.280	T603	48,000.00	41,659.30	---	6,340.70
General Revenue Fund (0101)	07.280	T604	51,000.00	47,811.42	---	3,188.58
General Revenue Fund (0101)	07.280	T605	5,000.00	1,171.69	---	3,828.31
General Revenue Fund (0101)	07.280	T606	5,700.00	4,437.42	---	1,262.58
General Revenue Fund (0101)	07.280	T607	133,500.00	127,235.67	---	6,264.33
General Revenue Fund (0101)	07.280	T608	15,500.00	13,192.05	---	2,307.95
General Revenue Fund (0101)	07.280	T609	7,500.00	7,253.80	---	246.20
General Revenue Fund (0101)	07.280	T612	3,000.00	---	---	3,000.00
General Revenue Fund (0101)	07.280	T613	5,200.00	4,523.08	---	676.92
Professional Registration Fees Fund (0689)	07.285	T614	17,635.00	15,951.39	---	1,683.61
Professional Registration Fees Fund (0689)	07.285	T615	212,103.00	211,697.51	---	405.49
Missouri Senior Rx Fund (0734)	10.795	T631	16,478,288.00	16,478,288.00	---	---
State Highways and Transportation Department Fund (0644)	04.165	T632	547,546,903.00	547,154,006.30	---	392,896.70
Missouri College Guarantee Fund (0858)	03.060	T641	2,750,000.00	2,750,000.00	---	---
General Revenue Fund (0101)	05.030	T654	2,018.00	2,018.00	---	---
General Revenue Fund (0101)	05.030	T655	2,431.00	---	---	2,431.00

**STATE OF MISSOURI
SUMMARY OF APPROPRIATION ACTIVITY
SPECIAL REVENUE FUNDS
FOR THE APPROPRIATION YEAR 2004**

	H.B. No.	Appr. No.	Appropriations	Expenditures and Transfers Out	Biennial Rollovers to 2005	Lapse of Appropriations
General Revenue Fund (0101)	05.030	T664	13.00	13.00	---	---
General Revenue Fund (0101)	05.030	T665	610.00	580.00	---	30.00
General Revenue Fund (0101)	05.030	T666	1,220.00	1,219.00	---	1.00
General Revenue Fund (0101)	05.030	T668	56.00	56.00	---	---
General Revenue Fund (0101)	05.030	T669	42,012.00	42,010.00	---	2.00
General Revenue Fund (0101)	05.030	T670	26.00	26.00	---	---
General Revenue Fund (0101)	05.030	T671	294.00	286.00	---	8.00
General Revenue Fund (0101)	05.030	T672	1,086.00	1,086.00	---	---
General Revenue Fund (0101)	05.030	T673	2,657.00	2,657.00	---	---
General Revenue Fund (0101)	05.030	T674	5,886.00	5,886.00	---	---
General Revenue Fund (0101)	05.030	T675	717.00	692.00	---	25.00
General Revenue Fund (0101)	05.030	T676	673.00	673.00	---	---
General Revenue Fund (0101)	05.030	T677	7.00	---	---	7.00
General Revenue Fund (0101)	05.030	T678	21,972.00	21,972.00	---	---
General Revenue Fund (0101)	05.030	T679	24,787.00	24,787.00	---	---
General Revenue Fund (0101)	05.030	T680	2,661.00	2,660.00	---	1.00
General Revenue Fund (0101)	05.030	T681	61,179.00	61,179.00	---	---
General Revenue Fund (0101)	05.030	T682	37,496.00	37,496.00	---	---
General Revenue Fund (0101)	05.030	T683	430.00	---	---	430.00
General Revenue Fund (0101)	05.030	T684	74,584.00	74,584.00	---	---
General Revenue Fund (0101)	05.030	T685	315,592.00	138,343.00	---	177,249.00
General Revenue Fund (0101)	05.030	T686	14,892.00	14,892.00	---	---
General Revenue Fund (0101)	05.030	T687	1.00	1.00	---	---
General Revenue Fund (0101)	05.030	T688	555.00	555.00	---	---
General Revenue Fund (0101)	05.030	T689	9,665.00	9,664.00	---	1.00
General Revenue Fund (0101)	05.030	T690	11,611.00	11,610.00	---	1.00
General Revenue Fund (0101)	05.030	T691	2,389.00	2,389.00	---	---
General Revenue Fund (0101)	05.030	T692	560,535.00	534,699.00	---	25,836.00
General Revenue Fund (0101)	05.030	T693	18,629.00	18,629.00	---	---
General Revenue Fund (0101)	05.030	T694	11,009.00	11,009.00	---	---
General Revenue Fund (0101)	05.030	T695	3,724.00	3,724.00	---	---
General Revenue Fund (0101)	05.030	T696	1,175.00	1,175.00	---	---
General Revenue Fund (0101)	05.030	T697	8,295.00	8,295.00	---	---
General Revenue Fund (0101)	05.030	T698	351.00	324.00	---	27.00
General Revenue Fund (0101)	05.030	T699	8,230.00	8,230.00	---	---
General Revenue Fund (0101)	05.030	T700	19,941.00	19,941.00	---	---
General Revenue Fund (0101)	05.030	T701	165.00	165.00	---	---
General Revenue Fund (0101)	05.030	T703	1,398.00	1,398.00	---	---
General Revenue Fund (0101)	05.030	T723	1,462.00	1,462.00	---	---

General Revenue Fund (0101)	05.030	T725	18,683.00	18,683.00	---	---
General Revenue Fund (0101)	05.030	T726	268.00	268.00	---	---
General Revenue Fund (0101)	05.030	T727	119,512.00	119,512.00	---	---
General Revenue Fund (0101)	05.030	T728	120,379.00	120,378.00	---	1.00
General Revenue Fund (0101)	05.030	T729	309.00	309.00	---	---
General Revenue Fund (0101)	05.030	T730	39,637.00	39,637.00	---	---
General Revenue Fund (0101)	05.030	T731	4,853.00	4,692.00	---	161.00
General Revenue Fund (0101)	05.030	T732	1,079.00	1,034.00	---	45.00
General Revenue Fund (0101)	05.030	T733	3,601.00	3,601.00	---	---
General Revenue Fund (0101)	05.030	T734	167,332.00	167,332.00	---	---
General Revenue Fund (0101)	05.030	T735	703.00	703.00	---	---
General Revenue Fund (0101)	05.030	T736	23,711.00	6,180.00	---	17,531.00
General Revenue Fund (0101)	05.030	T737	122,813.00	58,425.00	---	64,388.00
General Revenue Fund (0101)	05.030	T738	13,848.00	13,847.00	---	1.00
General Revenue Fund (0101)	05.030	T739	329.00	329.00	---	---
General Revenue Fund (0101)	05.030	T740	2,156.00	2,077.00	---	79.00
General Revenue Fund (0101)	05.030	T741	1,951.00	1,951.00	---	---
General Revenue Fund (0101)	05.030	T743	33,386.00	33,385.00	---	1.00
General Revenue Fund (0101)	05.030	T744	311.00	311.00	---	---
General Revenue Fund (0101)	05.030	T745	4,314.00	4,218.00	---	96.00
General Revenue Fund (0101)	05.030	T746	120.00	120.00	---	---
General Revenue Fund (0101)	05.030	T747	9,666.00	9,666.00	---	---
General Revenue Fund (0101)	05.030	T748	5,968.00	5,968.00	---	---
General Revenue Fund (0101)	05.030	T750	3,998.00	3,997.00	---	1.00
General Revenue Fund (0101)	05.030	T751	9,426.00	9,425.00	---	1.00
General Revenue Fund (0101)	05.030	T752	16,694.00	11,282.00	---	5,412.00
General Revenue Fund (0101)	05.030	T753	67.00	67.00	---	---
General Revenue Fund (0101)	05.030	T754	2,088.00	2,088.00	---	---
General Revenue Fund (0101)	05.030	T755	29,782.00	29,782.00	---	---
General Revenue Fund (0101)	05.030	T756	139,335.00	139,335.00	---	---
General Revenue Fund (0101)	05.030	T757	231.00	230.00	---	1.00
General Revenue Fund (0101)	05.030	T758	163.00	162.00	---	1.00
General Revenue Fund (0101)	05.030	T759	21,019.00	21,019.00	---	---
General Revenue Fund (0101)	05.030	T760	5.00	4.00	---	1.00
General Revenue Fund (0101)	05.030	T762	17.00	17.00	---	---
General Revenue Fund (0101)	05.030	T763	260,868.00	260,868.00	---	---
General Revenue Fund (0101)	05.030	T764	28.00	28.00	---	---
General Revenue Fund (0101)	05.030	T766	105,140.00	105,140.00	---	---
General Revenue Fund (0101)	05.030	T767	7,157.00	7,157.00	---	---
General Revenue Fund (0101)	05.030	T768	7.00	6.00	---	1.00
General Revenue Fund (0101)	05.030	T769	2,084,759.00	2,084,759.00	---	---
General Revenue Fund (0101)	05.030	T770	9,042.00	8,779.00	---	263.00
General Revenue Fund (0101)	05.030	T771	3,280.00	3,197.00	---	83.00
General Revenue Fund (0101)	05.030	T772	622.00	602.00	---	20.00
General Revenue Fund (0101)	05.030	T773	1,016.00	914.00	---	102.00
General Revenue Fund (0101)	05.030	T774	29,344.00	29,344.00	---	---
General Revenue Fund (0101)	05.030	T775	19,693.00	19,010.00	---	683.00

**STATE OF MISSOURI
SUMMARY OF APPROPRIATION ACTIVITY
SPECIAL REVENUE FUNDS
FOR THE APPROPRIATION YEAR 2004**

	H.B. No.	Appr. No.	Appropriations	Expenditures and Transfers Out	Biennial Rollovers to 2005	Lapse of Appropriations
General Revenue Fund (0101)	05.030	T776	7,200.00	7,001.00	---	199.00
General Revenue Fund (0101)	05.030	T777	65,911.00	64,547.00	---	1,364.00
General Revenue Fund (0101)	05.030	T778	39,831.00	38,610.00	---	1,221.00
General Revenue Fund (0101)	05.030	T779	1,136.00	1,082.00	---	54.00
General Revenue Fund (0101)	05.030	T780	20,253.00	19,712.00	---	541.00
General Revenue Fund (0101)	05.030	T781	30,668.00	29,948.00	---	720.00
General Revenue Fund (0101)	05.030	T782	2,616.00	2,499.00	---	117.00
General Revenue Fund (0101)	05.030	T783	14,199.00	13,586.00	---	613.00
General Revenue Fund (0101)	05.030	T784	677.00	677.00	---	---
General Revenue Fund (0101)	05.030	T785	39,407.00	39,407.00	---	---
General Revenue Fund (0101)	05.030	T786	7,968.00	7,747.00	---	221.00
General Revenue Fund (0101)	05.030	T787	39.00	39.00	---	---
General Revenue Fund (0101)	05.030	T788	192,030.00	192,030.00	---	---
General Revenue Fund (0101)	05.030	T789	405,375.00	392,736.00	---	12,639.00
General Revenue Fund (0101)	05.030	T790	13,276.00	13,276.00	---	---
General Revenue Fund (0101)	05.030	T791	14,810.00	14,809.00	---	1.00
General Revenue Fund (0101)	05.030	T792	12,180.00	12,179.00	---	1.00
General Revenue Fund (0101)	05.030	T793	45,786.00	32,046.00	---	13,740.00
General Revenue Fund (0101)	05.030	T796	39,315.00	39,315.00	---	---
General Revenue Fund (0101)	05.030	T797	31,374.00	31,374.00	---	---
General Revenue Fund (0101)	05.030	T798	16,149.00	16,149.00	---	---
General Revenue Fund (0101)	05.030	T799	8,258.00	8,257.00	---	1.00
General Revenue Fund (0101)	05.030	T800	30,653.00	30,653.00	---	---
General Revenue Fund (0101)	05.030	T801	2,442.00	2,431.00	---	11.00
General Revenue Fund (0101)	05.030	T802	3,358.00	3,358.00	---	---
General Revenue Fund (0101)	05.030	T803	56,206.00	56,205.00	---	1.00
General Revenue Fund (0101)	05.030	T804	11,920.00	11,636.00	---	284.00
General Revenue Fund (0101)	05.030	T805	16,404.00	15,902.00	---	502.00
General Revenue Fund (0101)	05.030	T806	53,524.00	53,524.00	---	---
General Revenue Fund (0101)	05.030	T807	3,586.00	3,586.00	---	---
General Revenue Fund (0101)	05.030	T808	54,564.00	54,564.00	---	---
General Revenue Fund (0101)	05.030	T809	6,817.00	6,817.00	---	---
General Revenue Fund (0101)	05.030	T810	1,566.00	1,566.00	---	---
General Revenue Fund (0101)	05.030	T813	42,302.00	42,302.00	---	---
General Revenue Fund (0101)	05.030	T814	550.00	550.00	---	---
General Revenue Fund (0101)	05.030	T816	1,485.00	1,428.00	---	57.00
General Revenue Fund (0101)	05.030	T817	27,487.00	27,486.00	---	1.00
General Revenue Fund (0101)	05.030	T818	44,324.00	44,324.00	---	---
General Revenue Fund (0101)	05.030	T819	598.00	598.00	---	---

General Revenue Fund (0101)	05.030	T821	715.00	---	---	715.00
General Revenue Fund (0101)	05.030	T823	279.00	263.00	---	16.00
General Revenue Fund (0101)	05.030	T824	1,138.00	1,138.00	---	---
General Revenue Fund (0101)	05.030	T825	3,182.00	3,182.00	---	---
General Revenue Fund (0101)	05.030	T826	1,000.00	1,000.00	---	---
General Revenue Fund (0101)	05.030	T827	1,114.00	1,114.00	---	---
General Revenue Fund (0101)	05.030	T828	3,925.00	3,925.00	---	---
General Revenue Fund (0101)	05.030	T829	3,655.00	3,655.00	---	---
General Revenue Fund (0101)	05.030	T830	214.00	214.00	---	---
General Revenue Fund (0101)	05.030	T831	1,258.00	1,203.00	---	55.00
General Revenue Fund (0101)	05.030	T832	202.00	202.00	---	---
General Revenue Fund (0101)	05.030	T833	593.00	592.00	---	1.00
General Revenue Fund (0101)	05.030	T835	53,690.00	---	---	53,690.00
General Revenue Fund (0101)	05.030	T836	46,963.00	46,963.00	---	---
General Revenue Fund (0101)	05.030	T837	3,307.00	3,307.00	---	---
General Revenue Fund (0101)	05.030	T838	10,070.00	10,070.00	---	---
General Revenue Fund (0101)	05.030	T839	850.00	850.00	---	---
General Revenue Fund (0101)	05.030	T840	885.00	832.00	---	53.00
General Revenue Fund (0101)	05.030	T841	18,509.00	18,508.00	---	1.00
General Revenue Fund (0101)	05.030	T842	1,482.00	1,482.00	---	---
General Revenue Fund (0101)	05.030	T844	1,795.00	1,795.00	---	---
General Revenue Fund (0101)	05.030	T845	533.00	532.00	---	1.00
General Revenue Fund (0101)	05.030	T846	76.00	76.00	---	---
General Revenue Fund (0101)	05.030	T847	5,493.00	5,492.00	---	1.00
General Revenue Fund (0101)	05.030	T848	1,844.00	1,818.00	---	26.00
General Revenue Fund (0101)	05.030	T849	32,177.00	32,177.00	---	---
General Revenue Fund (0101)	05.030	T850	140,189.00	140,188.00	---	1.00
General Revenue Fund (0101)	05.030	T854	58.00	58.00	---	---
General Revenue Fund (0101)	05.030	T855	27.00	27.00	---	---
General Revenue Fund (0101)	05.030	T856	691.00	650.00	---	41.00
General Revenue Fund (0101)	05.030	T857	2,654.00	2,653.00	---	1.00
General Revenue Fund (0101)	05.030	T858	1,738.00	---	---	1,738.00
General Revenue Fund (0101)	05.030	T859	34.00	---	---	34.00
General Revenue Fund (0101)	05.030	T861	3,433.00	3,433.00	---	---
General Revenue Fund (0101)	05.030	T862	71.00	71.00	---	---
General Revenue Fund (0101)	05.030	T863	1,339.00	1,339.00	---	---
General Revenue Fund (0101)	05.030	T864	3,576.00	3,576.00	---	---
General Revenue Fund (0101)	05.030	T865	28,081.00	28,081.00	---	---
General Revenue Fund (0101)	05.030	T866	3,956.00	3,955.00	---	1.00
General Revenue Fund (0101)	05.030	T868	8,257.00	8,257.00	---	---
General Revenue Fund (0101)	05.030	T870	4,939.00	4,939.00	---	---
General Revenue Fund (0101)	05.030	T871	56.00	56.00	---	---
General Revenue Fund (0101)	05.030	T872	70,823.00	70,823.00	---	---
General Revenue Fund (0101)	05.030	T873	72.00	72.00	---	---
General Revenue Fund (0101)	05.030	T875	28,643.00	28,643.00	---	---
General Revenue Fund (0101)	05.030	T876	675.00	675.00	---	---
General Revenue Fund (0101)	05.030	T877	30.00	30.00	---	---

**STATE OF MISSOURI
SUMMARY OF APPROPRIATION ACTIVITY
SPECIAL REVENUE FUNDS
FOR THE APPROPRIATION YEAR 2004**

	H.B. No.	Appr. No.	Appropriations	Expenditures and Transfers Out	Biennial Rollovers to 2005	Lapse of Appropriations
General Revenue Fund (0101)	05.030	T878	50,357.00	50,357.00	---	---
Water Pollution Control Bond and Interest - Series A 2002 Fund (0231)	01.040	T883	987,647.00	987,647.00	---	---
Social Security Contributions Fund (0702)	05.100	T900	5,555,000.00	4,945,866.87	---	609,133.13
Missouri State Employees' Deferred Compensation Incentive Plan Administration Fund (0706)	05.145	T901	557,000.00	447,924.69	---	109,075.31
Professional Registration Fees Fund (0689)	07.290	T903	1.00	---	---	1.00
Natural Resources Cost Allocation Fund (0500)	06.415	T904	21,846.00	20,504.00	---	1,342.00
Railroad Expense Fund (0659)	04.310	T907	100,000.00	---	---	100,000.00
State Retirement Contributions Fund (0701)	05.120	T910	178,052.00	178,050.03	---	1.97
Missouri Consolidated Health Care Plan Benefit Fund (0765)	05.175	T911	294,000.00	238,665.24	---	55,334.76
General Revenue Fund (0101)	05.030	T913	838.00	838.00	---	---
General Revenue Fund (0101)	05.030	T914	332.00	331.00	---	1.00
General Revenue Fund (0101)	05.030	T915	204,841.00	204,841.00	---	---
General Revenue Fund (0101)	05.030	T916	25,122.00	---	---	25,122.00
General Revenue Fund (0101)	05.030	T917	1,098.00	---	---	1,098.00
General Revenue Fund (0101)	05.030	T918	3,681.00	3,681.00	---	---
General Revenue Fund (0101)	05.030	T919	22.00	22.00	---	---
General Revenue Fund (0101)	05.030	T920	6,654.00	6,654.00	---	---
General Revenue Fund (0101)	05.030	T921	6,589.00	6,588.00	---	1.00
General Revenue Fund (0101)	05.030	T922	2,135.00	2,135.00	---	---
General Revenue Fund (0101)	05.030	T923	7,899.00	---	---	7,899.00
General Revenue Fund (0101)	05.030	T925	688.00	688.00	---	---
General Revenue Fund (0101)	05.030	T926	130.00	130.00	---	---
General Revenue Fund (0101)	05.030	T927	17,890.00	---	---	17,890.00
Legal Services for Low-Income People Fund (0735)	11.015	T946	2,000,000.00	1,783,743.00	---	216,257.00
Petroleum Violation Escrow Fund (0669)	06.212	T947	305,000.00	305,000.00	---	---
Office of Administration Revolving Administrative Trust Fund (0505)	18.175	T953	810,209.00	414,768.00	395,441.00	---

General Revenue Fund (0101)	05.360	T954	5,580,101.00	5,455,651.00	---	124,450.00
General Revenue Fund (0101)	14.100	T956	1.00	---	---	1.00
General Revenue Fund (0101)	14.100	T957	1.00	---	---	1.00
General Revenue Fund (0101)	14.044	T977	250.00	---	---	250.00
			<u>1,391,083,382.00</u>	<u>1,327,995,610.71</u>	<u>395,441.00</u>	<u>62,692,330.29</u>
Subtotals						
Totals			<u>\$ 7,145,887,252.00</u>	<u>\$ 6,488,582,071.46</u>	<u>\$ 305,818,236.52</u>	<u>\$ 351,486,944.02</u>

**STATE OF MISSOURI
SUMMARY OF APPROPRIATION ACTIVITY
DEBT SERVICE FUNDS
FOR THE APPROPRIATION YEAR 2004**

<u>OFFICE OF ADMINISTRATION</u>	<u>H.B. No.</u>	<u>Appr. No.</u>	<u>Appropriations</u>	<u>Expenditures and Transfers Out</u>	<u>Biennial Rollovers to 2005</u>	<u>Lapse of Appropriations</u>
<u>Board of Fund Commissioners</u>						
Water Pollution Control Bond and Interest - Series B 2002 Fund (0200)						
STATE WPC BONDS	01.045	6162	\$ 7,018,619.00	\$ 7,018,618.76	\$ ---	\$ 0.24
Third State Building Bond Interest and Sinking - Series A 2002 Fund (0201)						
3RD STATE BLDG BONDS	01.065	6163	17,092,150.00	17,092,150.00	---	---
Fourth State Building Bond and Interest - Series A 2002 Fund (0202)						
4TH STATE BUILDING BONDS	01.030	6164	7,269,432.00	7,269,431.26	---	0.74
Water Pollution Control Bond and Interest - Series A 2003 Fund (0203)						
STATE WPC BONDS	01.045	6903	1,924,707.00	846,003.89	---	1,078,703.11
Third State Building Bond Interest and Sinking - Series A 2003 Fund (0204)						
3RD STATE BLDG BONDS	01.065	6902	1,977,554.00	944,459.86	---	1,033,094.14
Water Pollution Control Bond and Interest - Series A 1993 Fund (0228)						
STATE WPC BONDS	01.045	1324	966,735.00	966,735.00	---	---
Water Pollution Control Bond and Interest - Series B 1993 Fund (0229)						
STATE WPC BONDS	01.045	1578	9,085,708.00	9,085,707.50	---	0.50
Water Pollution Control Bond and Interest - Series A 2002 Fund (0231)						
STATE WPC BONDS	01.045	5198	1,966,594.00	1,966,593.76	---	0.24
Third State Building Bond Interest and Sinking - Series A 1993 Fund (0234)						
3RD STATE BLDG BONDS	01.065	1579	14,350,741.00	14,350,740.00	---	1.00
Water Pollution Control Bond and Interest - Series A 1995 Fund (0235)						
STATE WPC BONDS	01.045	0121	1,029,500.00	1,029,500.00	---	---
Water Pollution Control Bond and Interest - Series A 1996 Fund (0236)						
STATE WPC BONDS	01.045	2465	1,181,463.00	1,181,462.50	---	0.50
Water Pollution Control Bond and Interest - Series A 1998 Fund (0237)						
STATE WPC BONDS	01.045	3501	2,449,769.00	2,449,768.76	---	0.24

Water Pollution Control Bond and Interest - Series A 1999 Fund (0238)							
STATE WPC BONDS	01.045	1931	1,487,952.00	1,487,951.26	---	0.74	
Stormwater Control Bond and Interest - Series A 2002 Fund (0239)							
STORMWATER CNTRL BONDS	01.055	5199	980,863.00	980,862.50	---	0.50	
Fourth State Building Bond and Interest - Series A 1995 Fund (0240)							
4TH STATE BUILDING BONDS	01.030	0104	2,578,750.00	2,578,750.00	---	---	
Fourth State Building Bond and Interest - Series A 1996 Fund (0241)							
4TH STATE BUILDING BONDS	01.030	3351	4,226,525.00	4,226,525.00	---	---	
Fourth State Building Bond and Interest - Series A 1998 Fund (0242)							
4TH STATE BUILDING BONDS	01.030	3500	3,504,288.00	3,504,287.50	---	0.50	
Stormwater Control Bond and Interest - Series A 1999 Fund (0243)							
STORMWATER CNTRL BONDS	01.055	0007	1,487,952.00	1,487,951.26	---	0.74	
Water Pollution Control Bond and Interest - Series A 2001 Fund (0244)							
STATE WPC BONDS	01.045	3018	1,439,563.00	1,439,562.50	---	0.50	
Stormwater Control Bond and Interest - Series A 2001 Fund (0245)							
STORMWATER CNTRL BONDS	01.055	3019	719,620.00	719,620.00	---	---	
Subtotals			<u>82,738,485.00</u>	<u>80,626,681.31</u>	<u>---</u>	<u>2,111,803.69</u>	
Appropriated Transfers Out To:							
Water Pollution Control Bond and Interest - Series B 2002 Fund (0200)	05.360	T542	1,179,755.00	1,179,754.26	---	0.74	
Water Pollution Control Bond and Interest - Series A 2003 Fund (0203)	05.360	T542	2,196,367.00	2,196,366.73	---	0.27	
Third State Building Bond Interest and Sinking - Series A 2003 Fund (0204)	05.360	T542	2,380,849.00	2,380,848.53	---	0.47	
Subtotals			<u>5,756,971.00</u>	<u>5,756,969.52</u>	<u>---</u>	<u>1.48</u>	
Totals			<u>\$ 88,495,456.00</u>	<u>\$ 86,383,650.83</u>	<u>\$ ---</u>	<u>\$ 2,111,805.17</u>	

**STATE OF MISSOURI
SUMMARY OF APPROPRIATION ACTIVITY
CAPITAL PROJECTS FUNDS
FOR THE APPROPRIATION YEAR 2004**

	H.B. No.	Appr. No.	Appropriations	Expenditures and Transfers Out	Biennial Rollovers to 2005	Lapse of Appropriations
<u>OFFICE OF ADMINISTRATION</u>						
BPB-Series A 2003 Bond Proceeds-Projects Fund (0309)						
STATEWIDE M&R	18.027	6758	\$ 40.00	\$ ---	\$ 40.00	\$ ---
Veterans' Commission Capital Improvement Trust Fund (0304)						
UNEMPLOYMENT BENEFITS	05.160	6893	1,000.00	351.51	---	648.49
<u>Division of Design and Construction</u>						
BPB-Series A 2003 Bond Proceeds-Projects Fund (0309)						
MSP REDEVELOP COMM	19.010	6402	270,000.00	1,245.30	268,754.70	---
<u>DEPARTMENT OF AGRICULTURE</u>						
BPB-Series A 2003 Bond Proceeds-Projects Fund (0309)						
STATEWIDE M&R	18.027	6758	89,742.00	10,883.49	78,858.51	---
<u>DEPARTMENT OF ECONOMIC DEVELOPMENT</u>						
BPB-Series A 2003 Bond Proceeds-Projects Fund (0309)						
STATEWIDE M&R	18.027	6758	14,120.00	---	14,120.00	---
<u>DEPARTMENT OF ELEMENTARY AND SECONDARY EDUCATION</u>						
BPB-Series A 2003 Bond Proceeds-Projects Fund (0309)						
STATEWIDE M&R	18.027	6758	595,591.00	19,453.36	576,137.64	---
<u>DEPARTMENT OF HIGHER EDUCATION</u>						
<u>State Colleges and Universities</u>						
BPB-Series A 2003 Bond Proceeds-Projects Fund (0309)						
UMKC LIFE SCIENCES BLDG	19.105	6661	30,490,400.00	1,236,350.78	29,254,049.22	---

DEPARTMENT OF HEALTH AND SENIOR SERVICES

BPB-Series A 2003 Bond Proceeds-Projects Fund (0309)

STATE HEALTH LAB	20.285	6790	30,000,000.00	802,435.87	29,197,564.13	---
------------------	--------	------	---------------	------------	---------------	-----

DEPARTMENT OF TRANSPORTATION

State Road Fund (0320)

SERVICE OPERATIONS E&E	04.220	0118	104,860,053.00	83,839,620.51	---	21,020,432.49
TRANSPORTATION ENHANCEMNT	04.210	1819	22,000,000.00	21,663,318.47	---	336,681.53
BOND PRINCIPAL & INTEREST	04.205	3550	58,537,648.00	54,540,648.76	---	3,996,999.24
MAINTENANCE E&E	04.215	4399	156,542,287.00	141,629,974.85	---	14,912,312.15
CONSTRUCTION E&E	04.205	4402	29,916,336.00	23,546,262.55	---	6,370,073.45
CONSTRUCTION	04.205	4403	820,850,000.00	820,587,625.88	---	262,374.12
MOTORIST ASSISTANCE E&E	04.217	6649	317,129.00	293,848.94	---	23,280.06
MULTIMODAL OPS ADMIN E&E	04.230	8904	15,000.00	8,538.55	---	6,461.45
State Road Fund - Series A 2003 Fund (0324)						
CONSTRUCTION	04.205	6171	263,597,739.00	263,597,738.45	---	0.55

DEPARTMENT OF MENTAL HEALTH

BPB-Series A 2003 Bond Proceeds-Projects Fund (0309)

STATEWIDE M&R	18.027	6758	6,123,425.00	458,882.62	5,664,542.38	---
---------------	--------	------	--------------	------------	--------------	-----

DEPARTMENT OF NATURAL RESOURCES

Water Protection and Soil Conservation

Water Pollution Control - Series 2002 - 37G Fund (0301)

RURAL WATER&SEWER GRANTS	06.335	6136	17,000,000.00	---	---	17,000,000.00
Stormwater - Series A 2002 - 37H Fund (0302)						
STORMWATER GRANTS	06.335	6137	20,000,000.00	2,762,483.75	---	17,237,516.25
Water Pollution Control - Series A 1998 - 37C Fund (0355)						
CONST GRNTS WASTETRMT FAC	17.105	2986	608,182.00	476,400.00	131,782.00	---
CONST GRNTS WASTETRMT FAC	17.110	2987	713.00	---	713.00	---
CONST GRNTS WASTETRMT FAC	17.115	2988	1,019,276.00	534,602.00	484,674.00	---
CONST GRNTS WASTETRMT FAC	17.120	4277	2,121,398.00	1,628,328.00	493,070.00	---
Stormwater Control - Series A 1999 - 37H Fund (0383)						
STORMWATER GRANTS	17.210	2558	689,672.00	689,671.62	0.38	---
STORMWATER GRANTS	17.215	3281	3,453,314.00	3,453,313.57	0.43	---

**STATE OF MISSOURI
SUMMARY OF APPROPRIATION ACTIVITY
CAPITAL PROJECTS FUNDS
FOR THE APPROPRIATION YEAR 2004**

	H.B. No.	Appr. No.	Appropriations	Expenditures and Transfers Out	Biennial Rollovers to 2005	Lapse of Appropriations
Water Pollution Control - Series A 2001 - 37E Fund (0385)						
WASTEWATER FACILITY GRANT	06.335	6134	3,000,000.00	---	---	3,000,000.00
RURAL WATER & SEWER GRANTS	06.335	6135	3,660,000.00	---	---	3,660,000.00
STORMWATER CONTROL GRANTS	17.220	6216	450,408.00	20,387.00	430,021.00	---
STORMWATER CONTROL GRANTS	17.225	6217	644,388.00	322,409.00	321,979.00	---
STORMWATER GRANTS	17.210	6219	624,618.00	133,369.00	491,249.00	---
STORMWATER CONTROL GRANTS	17.230	6220	449,974.00	49,554.71	400,419.29	---
WASTEWATER FACILITY GRANT	17.095	6387	2,750,000.00	2,005,836.72	744,163.28	---
WASTEWATER FACILITY GRANT	17.100	6388	2,930,134.00	---	2,930,134.00	---
WASTEWATER FACILITY GRANT	17.260	6389	2,211,714.00	---	2,211,714.00	---
WASTEWATER FACILITY GRANT	17.305	6390	3,000,000.00	---	3,000,000.00	---
Water Pollution Control - Series A 2001 - 37G Fund (0386)						
RURAL WATER & SEWER GRANTS	17.280	6221	9,616,900.00	5,212,542.14	4,404,357.86	---
RURAL WATER & SEWER GRANTS	17.305	6399	16,960,635.00	2,754,793.85	14,205,841.15	---
Stormwater Control - Series A 2001 - 37H Fund (0387)						
STORMWATER GRANTS	17.210	7005	10,274,176.00	504,999.26	9,769,176.74	---
STORMWATER GRANTS	17.215	7006	12,987,210.00	---	12,987,210.00	---
STORMWATER GRANTS	17.305	7007	5,750,000.00	---	5,750,000.00	---
<u>DEPARTMENT OF PUBLIC SAFETY</u>						
Veterans' Commission Capital Improvement Trust Fund (0304)						
STATEWIDE MTN REPAIR	20.100	0293	41,318.00	41,315.00	3.00	---
DC STATEWIDE M&R	20.140	4690	500,000.00	460,476.42	39,523.58	---
DC M&R	18.040	6479	500,000.00	---	500,000.00	---
BPB-Series A 2003 Bond Proceeds-Projects Fund (0309)						
STATEWIDE M&R	18.027	6758	307,492.00	86,329.23	221,162.77	---
<u>Adjutant General</u>						
Veterans' Commission Capital Improvement Trust Fund (0304)						
VETS RECOGNITION PRG E&E	14.150	3430	404,949.00	183,315.66	---	221,633.34
WWII VETS RECOGNITION E&E	17.385	5848	156,071.00	156,071.00	---	---

BPB-Series A 2003 Bond Proceeds-Projects
Fund (0309)

AG-FED PROJECT SUPPORT	19.065	6422	400,000.00	194,710.18	205,289.82	---
SPRINGFIELD NEW AVCRAD	19.075	6424	616,562.00	77,615.92	538,946.08	---
ST PETERS NEW ARMORY	19.080	6426	487,468.00	---	487,468.00	---
CHILLICOTHE RENOVATE	19.085	6428	276,920.00	---	276,920.00	---
KC MAINT BLDG	19.085	6429	157,818.00	---	157,818.00	---
FARMINGTON ADDTN	19.085	6430	37,000.00	8,044.03	28,955.97	---
HANNIBAL MAINT BLDG	19.085	6431	37,000.00	---	37,000.00	---
RICHMOND MAINT BLDG	19.085	6432	37,000.00	---	37,000.00	---

Missouri Veterans' Commission

Veterans' Commission Capital Improvement
Trust Fund (0304)

CONST 100 BED DEMENT UN	20.160	0411	1,274,110.00	1,243,000.43	31,109.57	---
VET CEMETARY BLOOMFIELD	20.170	0414	160,023.00	141,532.10	18,490.90	---
VET CEMETARY JACKSONVILLE	20.170	1317	186,892.00	110,329.13	76,562.87	---
VC ST LOUIS DEMENTIA WING	20.165	3328	1,382,625.00	799,280.27	583,344.73	---
VC MT VERNON NEW HOME	20.165	3329	1,440,619.00	1,075,957.55	364,661.45	---
VC NEW CLINICS	20.165	3330	319,150.00	280,867.04	38,282.96	---
IMPRV VET HOM STWIDE	20.155	3806	2,109,015.00	1,336,860.44	772,154.56	---
ADMIN & SERVICE PS	08.175	4481	827,004.00	825,635.06	---	1,368.94
ADMIN & SERVICE E&E	08.175	4482	639,150.00	461,465.80	---	177,684.20
VETERANS SVS OFFICER PRGM	08.180	5052	750,000.00	652,093.49	---	97,906.51
ADMIN & SERVICE E&E	17.380	6200	130,000.00	56,510.86	73,489.14	---
SPFD COLUMBARIUM WALL	19.050	6417	806,607.00	27,230.70	779,376.30	---
CAPE-VH DINING ROOM	19.055	6418	337,943.00	---	337,943.00	---
STJAMES-VH DINING ROOM	19.055	6419	314,140.00	21,741.10	292,398.90	---
STLOUIS-VH FENCE	19.055	6420	303,769.00	3,571.45	300,197.55	---
CAPE-VH FLOOR/ROOMS	18.125	6520	1,382,079.00	---	1,382,079.00	---
CAPE-VH HVAC	18.125	6521	3,289,882.00	270,491.80	3,019,390.20	---
STLOUIS-VH DOORS	18.125	6522	107,462.00	---	107,462.00	---
STLOUIS-VH ROOF	18.125	6523	1,074,769.00	76,659.40	998,109.60	---
CAMERON-VH HVAC	18.125	6524	492,020.00	82,498.29	409,521.71	---
CAPE VH KITCHEN RENOV	18.125	6525	358,207.00	---	358,207.00	---
WARRENSBURG-VH HVAC	18.125	6526	373,701.00	15,920.00	357,781.00	---
MVC JACKSONVILLE CEMETERY	19.046	6683	200,000.00	152,467.36	47,532.64	---
VETERANS HOMES E&E	08.185	6786	24,000.00	---	---	24,000.00

DEPARTMENT OF SOCIAL SERVICES

BPB-Series A 2003 Bond Proceeds-Projects
Fund (0309)

STATEWIDE M&R	18.027	6758	564,419.00	2,642.48	561,776.52	---
---------------	--------	------	------------	----------	------------	-----

**STATE OF MISSOURI
SUMMARY OF APPROPRIATION ACTIVITY
CAPITAL PROJECTS FUNDS
FOR THE APPROPRIATION YEAR 2004**

	H.B. No.	Appr. No.	Appropriations	Expenditures and Transfers Out	Biennial Rollovers to 2005	Lapse of Appropriations
<u>DEPARTMENT OF CORRECTIONS</u>						
BPB-Series A 2003 Bond Proceeds-Projects Fund (0309)						
STATEWIDE M&R	18.027	6758	4,007,047.00	88,334.15	3,918,712.85	---
<u>Division of Adult Institutions</u>						
Fourth State Building - Series A 1998 Fund (0382)						
FIRESAFET IMPRV ENTERP	16.151	0431	2,470,920.00	1,709,174.71	761,745.29	---
BPB-Series A 2003 Bond Proceeds-Projects Fund (0309)						
NECC NEW JUVENILE UNIT	19.095	6439	280,326.00	26,706.16	253,619.84	---
<u>Division of Probation and Parole</u>						
BPB-Series A 2003 Bond Proceeds-Projects Fund (0309)						
COMM SUPERVISION CTRS	19.090	6438	3,077,194.00	110,487.72	2,966,706.28	---
Subtotals			<u>1,677,065,893.00</u>	<u>1,443,565,205.44</u>	<u>145,151,314.79</u>	<u>88,349,372.77</u>
Appropriated Transfers Out To:						
General Revenue Fund (0101)	05.495	T285	294.00	293.94	---	0.06
Social Security Contributions Fund (0702)	05.095	T293	65,200.00	62,011.60	---	3,188.40
State Retirement Contributions Fund (0701)	05.115	T297	87,720.00	80,456.22	---	7,263.78
Missouri State Employees' Deferred Compensation Incentive Plan Administration Fund (0706)	05.140	T300	6,010.00	4,754.99	---	1,255.01
Missouri Consolidated Health Care Plan Benefit Fund (0765)	05.170	T304	143,467.00	142,832.10	---	634.90
Missouri Veterans' Homes Fund (0460)	08.290	T405	12,600,000.00	12,600,000.00	---	---
Water and Wastewater Loan Fund (0649)	17.130	T448	7,164,495.00	1,582,943.84	5,581,551.16	---
Water and Wastewater Loan Fund (0649)	17.135	T449	5,724,807.00	---	5,724,807.00	---
Water and Wastewater Loan Fund (0649)	17.140	T450	10,557,128.00	9,586,315.23	970,812.77	---
Water and Wastewater Loan Fund (0649)	17.145	T451	10,600,000.00	---	10,600,000.00	---
General Revenue Fund (0101)	05.445	T468	279.00	---	---	279.00
Water and Wastewater Loan Fund (0649)	17.125	T505	10,600,000.00	---	10,600,000.00	---
Water and Wastewater Loan Fund and/or Water and Wastewater Loan Revolving Fund (0602)	17.265	T637	1,463,775.00	---	1,463,775.00	---

General Revenue Fund (0101)	05.030	T702	127,829.00	127,829.00	---	---
Water and Wastewater Loan Fund and/or Water and Wastewater Loan Revolving Fund (0602)	06.340	T905	10,600,000.00	---	---	10,600,000.00
Water and Wastewater Loan Fund and/or Water and Wastewater Loan Revolving Fund (0602)	17.310	T930	10,600,000.00	---	10,600,000.00	---
General Revenue Fund (0101)	05.208	T937	185,000,000.00	84,643,927.04	---	100,356,072.96
General Revenue Fund (0101)	05.360	T954	197,990.00	197,990.00	---	---
Subtotals			<u>265,538,994.00</u>	<u>109,029,353.96</u>	<u>45,540,945.93</u>	<u>110,968,694.11</u>
Totals			<u>\$ 1,942,604,887.00</u>	<u>\$ 1,552,594,559.40</u>	<u>\$ 190,692,260.72</u>	<u>\$ 199,318,066.88</u>

**STATE OF MISSOURI
SUMMARY OF APPROPRIATION ACTIVITY
PERMANENT FUNDS
FOR THE APPROPRIATION YEAR 2004**

	H.B. No.	Appr. No.	Appropriations	Expenditures and Transfers Out	Biennial Rollovers to 2005	Lapse of Appropriations
<u>DEPARTMENT OF HEALTH AND SENIOR SERVICES</u>						
<u>Maternal Child and Family Health</u>						
Champ W. Smith and Mary C. Smith Memorial Endowment Trust Fund (0873)						
CHILD W/SPECIAL NEEDS	10.705	7727	\$ 35,000.00	\$ 14,016.38	\$ ---	\$ 20,983.62
<u>DEPARTMENT OF NATURAL RESOURCES</u>						
Confederate Memorial Park Fund (0812)						
REFUND ACCOUNTS	06.400	3546	165.00	---	---	165.00
Subtotals			<u>35,165.00</u>	<u>14,016.38</u>	<u>---</u>	<u>21,148.62</u>
Appropriated Transfers Out To:						
General Revenue Fund (0101)	05.030	T822	28.00	28.00	---	---
General Revenue Fund (0101)	05.030	T853	165.00	165.00	---	---
General Revenue Fund (0101)	05.360	T954	162.00	162.00	---	---
Subtotals			<u>355.00</u>	<u>355.00</u>	<u>---</u>	<u>---</u>
Totals			<u>\$ 35,520.00</u>	<u>\$ 14,371.38</u>	<u>\$ ---</u>	<u>\$ 21,148.62</u>

**STATE OF MISSOURI
SUMMARY OF APPROPRIATION ACTIVITY
ENTERPRISE FUNDS
FOR THE APPROPRIATION YEAR 2004**

	H.B. No.	Appr. No.	Appropriations	Expenditures and Transfers Out	Biennial Rollovers to 2005	Lapse of Appropriations
<u>EXECUTIVE</u>						
<u>Attorney General</u>						
Petroleum Storage Tank Insurance Fund (0585)						
ATTORNEY GENERAL PS	12.210	4203	\$ 22,157.00	\$ 22,157.00	\$ ---	\$ ---
Lottery Enterprise Fund (0657)						
ATTORNEY GENERAL PS	12.210	3335	48,881.00	48,862.11	---	18.89
<u>OFFICE OF ADMINISTRATION</u>						
<u>Commissioner's Office</u>						
Federal Surplus Property Fund (0407)						
COMMISSIONER'S OFFICE PS	05.005	5202	39,228.00	39,201.60	---	26.40
<u>Division of Accounting</u>						
State Fair Fees Fund (0410)						
UNEMPLOYMENT BENEFITS	05.160	5991	20,000.00	18,035.38	---	1,964.62
State Park Earnings Fund (0415)						
UNEMPLOYMENT BENEFITS	05.160	5992	20,000.00	9,626.66	---	10,373.34
Missouri Veterans' Homes Fund (0460)						
UNEMPLOYMENT BENEFITS	05.160	5993	147,686.00	147,685.85	---	0.15
Petroleum Storage Tank Insurance Fund (0585)						
UNEMPLOYMENT BENEFITS	05.160	6152	1,000.00	165.00	---	835.00
Lottery Enterprise Fund (0657)						
UNEMPLOYMENT BENEFITS	05.160	6146	12,047.00	12,046.37	---	0.63
<u>Division of Facilities Management</u>						
Federal Surplus Property Fund (0407)						
CONTINGENCY SHORTFALLS	13.145	3141	57,500.00	---	57,500.00	---
<u>Division of Purchasing and Materials Management</u>						
Federal Surplus Property Fund (0407)						
FIXED PRICE VEHICLE PRGM	05.420	0825	800,000.00	667,013.85	---	132,986.15
SURPLUS PROPERTY PS	05.420	9347	684,374.00	570,937.96	---	113,436.04
SURPLUS PROPERTY E&E	05.420	9348	752,884.00	443,166.19	---	309,717.81
SURPLUS PROPERTY RECYCLE	05.425	9349	54,500.00	50,324.08	---	4,175.92

DEPARTMENT OF AGRICULTURE

Office of Director

Single-Purpose Animal Facilities Loan Program
Fund (0408)

DIRECTOR'S OFFICE E&E	06.005	1564	287.00	---	---	287.00
DIRECTOR'S OFFICE PS	06.005	1577	380.00	---	---	380.00
State Fair Fees Fund (0410)						
DIRECTOR'S OFFICE E&E	06.005	1589	6,900.00	---	---	6,900.00
DIRECTOR'S OFFICE PS	06.005	1593	9,105.00	9,104.84	---	0.16

Agri Business Development Division

Single-Purpose Animal Facilities Loan Program
Fund (0408)

AG&SMALL BUS DEV AUTH PS	06.035	1790	93,273.00	88,275.85	---	4,997.15
AG&SMALL BUS DEV AUTH E&E	06.035	1795	22,254.00	12,929.23	---	9,324.77

Single-Purpose Animal Facilities Loan Guarantee
Fund (0409)

AGR LOAN GUARANTEE FUNDNG	17.040	2385	1.00	---	1.00	---
AGR LOAN GUARANTEE FUNDNG	17.050	3567	1.00	---	1.00	---
AGR LOAN GUARANTEE FUNDNG	17.060	4378	1.00	---	1.00	---
SINGL ANIMAL FAC LOAN PRG	14.065	6887	1.00	---	---	1.00

Agricultural Product Utilization and Business
Development Loan Guarantee Fund (0411)

EST INIT FUNDS APU GRANTS	17.070	4383	35,327.00	35,325.21	1.79	---
MO VALUE-ADDED LOAN PRG	14.075	6888	1.00	---	---	1.00

Missouri State Fair

State Fair Fees Fund (0410)

FUNDING TO START FAIR	06.110	0228	75,000.00	24,540.00	---	50,460.00
STATE FAIR ADMIN PS	06.105	0270	1,019,942.00	842,107.98	---	177,834.02
STATE FAIR ADMIN E&E	06.105	0274	3,000,496.00	2,964,088.90	---	36,407.10
STATE FAIR EQUIP REPLACE	06.115	1878	172,062.00	28,676.79	---	143,385.21

DEPARTMENT OF NATURAL RESOURCES

State Park Earnings Fund (0415)

SALES TAX GR REIMBURSE	06.405	2379	230,800.00	184,320.32	---	46,479.68
REFUND ACCOUNTS	06.400	2737	26,095.00	25,923.02	---	171.98

Natural Resources Revolving Services
Fund (0425)

DNR LEASING	13.050	1613	1,677.00	447.25	1,229.75	---
DNR REVOLVING FUND	06.395	2132	2,644,470.00	2,150,764.20	---	493,705.80
SALES TAX GR REIMBURSE	06.405	3085	4,200.00	2,371.69	---	1,828.31
REFUND ACCOUNTS	06.400	3372	1,119.00	330.00	---	789.00

**STATE OF MISSOURI
SUMMARY OF APPROPRIATION ACTIVITY
ENTERPRISE FUNDS
FOR THE APPROPRIATION YEAR 2004**

	H.B. No.	Appr. No.	Appropriations	Expenditures and Transfers Out	Biennial Rollovers to 2005	Lapse of Appropriations
Historic Preservation Revolving Fund (0430)						
REFUND ACCOUNTS	06.400	3373	3,165.00	3,000.00	---	165.00
DNR LEASING	13.050	6802	5,483.00	5,420.32	62.68	---
Petroleum Storage Tank Insurance Fund (0585)						
DNR LEASING	13.050	4313	239,358.00	96,710.33	142,647.67	---
<u>Petroleum Storage Tank Insurance Board</u>						
Petroleum Storage Tank Insurance Fund (0585)						
PETRO STORAGE TANK REFUND	06.245	2880	60,000.00	46,942.76	---	13,057.24
PETRO STORAGE TANK BD PS	06.245	3532	168,924.00	109,734.38	---	59,189.62
PETRO STORAGE TANK BD E&E	06.245	3533	2,219,300.00	935,801.80	---	1,283,498.20
PETRO STORAGE TANK INSUR	06.245	3534	24,990,000.00	15,417,479.29	---	9,572,520.71
<u>Environmental Improvement and Energy Resources</u>						
State Environmental Improvement Authority Fund (0654)						
EIERA	06.250	8029	1.00	---	---	1.00
<u>Office of Director</u>						
State Park Earnings Fund (0415)						
DIRECTORS OFFICE PS	06.200	5301	21,671.00	21,670.02	---	0.98
DIRECTORS OFFICE E&E	06.200	5304	2,633.00	2,615.00	---	18.00
Historic Preservation Revolving Fund (0430)						
DIRECTORS OFFICE PS	06.200	5302	2,150.00	2,148.20	---	1.80
<u>Outreach and Assistance Center</u>						
State Park Earnings Fund (0415)						
OUTREACH & ASSISTANCE E&E	06.205	5449	92,687.00	61,472.30	---	31,214.70
Historic Preservation Revolving Fund (0430)						
OUTREACH & ASSISTANCE PS	06.205	5438	53,698.00	20,406.41	---	33,291.59
OUTREACH & ASSISTANCE E&E	06.205	5450	1,000,000.00	14,872.36	---	985,127.64
<u>Division of Administrative Support</u>						
Natural Resources Revolving Services Fund (0425)						
DIV OF ADMIN SUPPORT PS	06.230	2092	35,392.00	35,382.45	---	9.55
DIV OF ADMIN SUPPORT E&E	06.230	2093	6,621.00	3,096.08	---	3,524.92

Air and Land Protection Division

Petroleum Storage Tank Insurance Fund (0585)

HAZARDOUS WASTE PS	06.320	5378	620,934.00	573,688.38	---	47,245.62
HAZARDOUS WASTE E&E	06.320	5384	139,650.00	139,197.52	---	452.48
ENVIRONMENTAL SVS PS	06.320	5411	6,700.00	2,750.60	---	3,949.40
ENVIRONMENTAL SVS E&E	06.320	5421	7,192.00	4,550.10	---	2,641.90
ALPD ADMINISTRATION E&E	06.320	5484	2,559.00	---	---	2,559.00

Water Protection and Soil Conservation

Petroleum Storage Tank Insurance Fund (0585)

REGIONAL OFFICES PS	06.320	5345	418,717.00	414,163.97	---	4,553.03
REGIONAL OFFICES E&E	06.320	5354	73,281.00	62,512.60	---	10,768.40

Geological Survey and Resource Assessment Division

Petroleum Storage Tank Insurance Fund (0585)

GEOLOGICAL SURVEY PS	06.305	5238	35,120.00	31,852.65	---	3,267.35
GEOLOGICAL SURVEY E&E	06.305	5239	6,400.00	5,968.78	---	431.22

Division of State Parks

State Park Earnings Fund (0415)

CONST RENOVVTN STATEWIDE	16.050	0383	94,650.00	35,515.03	59,134.97	---
EXH REN PARKS HIST SITES	16.055	0386	363,438.00	60,338.57	303,099.43	---
STATE PARK OPERATION PS	06.255	1940	920,410.00	841,209.95	---	79,200.05
STATE PARK OPERATION E&E	06.255	1941	3,449,687.00	2,553,354.87	---	896,332.13
PARKS RESALE	06.275	1971	550,000.00	546,208.52	---	3,791.48
PARKS CONCESSIONS DEFAULT	06.280	1972	200,000.00	---	---	200,000.00
GIFTS TO PARKS	06.270	2392	100,000.00	74,452.15	---	25,547.85
STATE PARK GRANTS	06.285	2394	175,000.00	23,741.20	---	151,258.80
CI EXPEND OF GIFTS ETC	16.030	3519	50,399.00	40,160.57	10,238.43	---
INTERMODAL STEA MATCH	16.035	3522	17,124.00	7,602.00	9,522.00	---
IMPRV PARKS HIST SITES	16.040	3524	90,603.00	82,394.64	8,208.36	---
STATE PARKS EXPENSE AUTH	16.065	4707	1,832,887.00	1,639,220.47	193,666.53	---
PARKS ROADS & TRAILS	16.075	4710	303,563.00	155,323.18	148,239.82	---
ROARING RIVER SHOWERHOUSE	16.085	4714	35,273.00	3,720.42	31,552.58	---
WATKINS MILL VISITOR CTR	16.085	4718	76,534.00	8,631.58	67,902.42	---
PARKS STATEWIDE EXHIBITS	16.080	4874	700,000.00	1,411.95	698,588.05	---
PARKS-LAND PURCHASES	16.090	4879	66,353.00	62,624.80	3,728.20	---
MASTADON HVAC	16.095	4880	16,859.00	13,657.72	3,201.28	---
WASHINGTON LAND PURCHASE	16.095	4881	2,467.00	---	2,467.00	---
BENNETT SPRINGS STORE	16.095	4882	86,889.00	586.25	86,302.75	---
RT 66 SITE DEVELOPMENT	16.095	4883	17,489.00	17,171.75	317.25	---
CONTRACT AUDITS	06.235	5268	100,000.00	---	---	100,000.00
VARIOUS LEWIS & CLARK PROJ	19.025	6405	1,179,000.00	89,560.02	1,089,439.98	---
WATKINS MILL SHOWER HSE	19.035	6408	160,000.00	---	160,000.00	---

**STATE OF MISSOURI
SUMMARY OF APPROPRIATION ACTIVITY
ENTERPRISE FUNDS
FOR THE APPROPRIATION YEAR 2004**

	H.B. No.	Appr. No.	Appropriations	Expenditures and Transfers Out	Biennial Rollovers to 2005	Lapse of Appropriations
BABLER DINING HALL FLOOR	18.070	6491	84,570.00	8,054.70	76,515.30	---
MO MINES EXHIBIT SPACE	18.070	6496	80,000.00	---	80,000.00	---
WASHINGTON POOL	18.070	6499	600,000.00	17,560.95	582,439.05	---
STATEWIDE DAM REPAIRS	18.080	6501	350,000.00	75.00	349,925.00	---
STATEWIDE CMPGRND IMPR	18.085	6502	1,500,000.00	285,441.13	1,214,558.87	---
STATEWIDE RENOVATIONS	18.090	6503	2,480,000.00	720,865.85	1,759,134.15	---
STATE PARKS EXPENSE AUTH	18.090	6657	264,200.00	---	264,200.00	---
Historic Preservation Revolving Fund (0430)						
DNR HISTORIC PRESERVATION	18.100	6658	1,000,000.00	---	1,000,000.00	---
<u>DEPARTMENT OF PUBLIC SAFETY</u>						
<u>Missouri Veterans' Commission</u>						
Missouri Veterans' Homes Fund (0460)						
VETERANS HOMES PS	08.185	2342	28,642,784.00	25,032,224.24	---	3,610,559.76
VETERANS HOMES E&E	08.185	2344	15,425,332.00	13,878,669.35	---	1,546,662.65
PUBLIC SAFETY LEASING	13.070	6078	34,250.00	---	34,250.00	---
ADMIN & SERVICE PS	08.175	8735	462,621.00	462,495.00	---	126.00
ADMIN & SERVICE E&E	08.175	8737	812,565.00	742,328.17	---	70,236.83
<u>DEPARTMENT OF REVENUE</u>						
<u>Division of Administration</u>						
Revenue Information Fund (0619)						
POSTAGE	04.010	0081	172,699.00	172,699.00	---	---
DIV OF ADMINISTRATION PS	04.005	4586	171,800.00	171,799.50	---	0.50
REVENUE LEASING	13.015	6091	8,034.00	---	8,034.00	---
DIV OF ADMINISTRATION E&E	04.005	7329	125,567.00	112,060.64	---	13,506.36
<u>Division of Motor Vehicle and Drivers</u>						
<u>Licensing</u>						
Revenue Information Fund (0619)						
DIV OF MV/DL PS	04.005	8358	249,562.00	249,032.20	---	529.80
DIV OF MV/DL E&E	04.005	8359	251,288.00	251,288.00	---	---
<u>Division of Taxation</u>						
Petroleum Storage Tank Insurance Fund (0585)						
DIV OF TAXATION PS	04.005	0574	22,842.00	22,031.80	---	810.20
DIV OF TAXATION E&E	04.005	0575	1,127.00	1,112.57	---	14.43

Missouri Lottery Commission

Lottery Enterprise Fund (0657)

LOTTERY LEASING	13.025	3307	721,444.00	316,449.96	404,994.04	---
LOTTERY HQ REPLACE HVAC	16.015	4676	48,880.00	32.46	48,847.54	---
LOTTERY COMMISSION PRIZES	04.175	6215	102,000,000.00	101,613,769.58	---	386,230.42
LOTTERY HQ HVAC	18.020	6447	136,341.00	65,767.71	70,573.29	---
LOTTERY COMMISSION PS	04.170	9156	6,650,559.00	6,339,418.34	---	311,140.66
LOTTERY COMMISSION E&E	04.170	9157	35,409,678.00	34,626,077.70	---	783,600.30
			<hr/>	<hr/>	<hr/>	<hr/>
Subtotals			248,510,053.00	217,756,003.12	8,970,525.18	21,783,524.70

Appropriated Transfers Out To:

Lottery Proceeds Fund (0291)	04.180	T275	230,318,233.00	230,318,233.00	---	---
General Revenue Fund (0101)	05.475	T283	44,052.00	43,110.00	---	942.00
General Revenue Fund (0101)	05.495	T285	1,000,056.00	975,831.31	---	24,224.69
Social Security Contributions Fund (0702)	05.095	T293	3,058,400.00	2,688,646.04	---	369,753.96
State Retirement Contributions Fund (0701)	05.115	T297	4,120,060.00	3,277,700.69	---	842,359.31
Missouri State Employees' Deferred Compensation Incentive Plan Administration Fund (0706)	05.140	T300	298,564.00	138,625.86	---	159,938.14
Missouri Consolidated Health Care Plan Benefit Fund (0765)	05.170	T304	6,366,753.00	6,121,816.73	---	244,936.27
Natural Resources Cost Allocation Fund (0500)	06.415	T320	749,281.00	688,845.00	---	60,436.00
Natural Resources Cost Allocation Fund (0500)	06.415	T322	18,470.00	17,378.00	---	1,092.00
Natural Resources Cost Allocation Fund (0500)	06.415	T327	324,782.00	304,349.00	---	20,433.00
State Facility Maintenance and Operation Fund (0501)	13.140	T428	2.00	---	2.00	---
General Revenue Fund (0101)	05.445	T468	17,531.00	17,288.86	---	242.14
State Highways and Transportation Department Fund (0644)	04.155	T534	1,454,843.00	965,004.00	---	489,839.00
Water and Wastewater Loan Fund (0649)	05.355	T541	1.00	---	---	1.00
General Revenue Fund (0101)	05.360	T542	256,000.00	256,000.00	---	---
Social Services and Other Sources Fund (0610)	05.360	T542	10,001.00	10,000.00	---	1.00
General Revenue Fund (0101)	05.030	T704	2,419.00	2,419.00	---	---
General Revenue Fund (0101)	05.030	T705	52,888.00	52,887.00	---	1.00
General Revenue Fund (0101)	05.030	T706	94.00	24.00	---	70.00
General Revenue Fund (0101)	05.030	T707	86,380.00	86,380.00	---	---
General Revenue Fund (0101)	05.030	T709	6,009.00	6,008.00	---	1.00
General Revenue Fund (0101)	05.030	T710	1,722.00	1,722.00	---	---

**STATE OF MISSOURI
SUMMARY OF APPROPRIATION ACTIVITY
ENTERPRISE FUNDS
FOR THE APPROPRIATION YEAR 2004**

	H.B. No.	Appr. No.	Appropriations	Expenditures and Transfers Out	Biennial Rollovers to 2005	Lapse of Appropriations
General Revenue Fund (0101)	05.030	T711	950,569.00	950,569.00	---	---
General Revenue Fund (0101)	05.030	T749	198,168.00	89,687.00	---	108,481.00
General Revenue Fund (0101)	05.030	T765	28,383.00	17,196.00	---	11,187.00
Office of Administration Revolving Administrative Trust Fund (0505)	18.175	T953	11,552.00	5,992.00	5,560.00	---
General Revenue Fund (0101)	05.360	T954	441,898.00	441,730.00	---	168.00
Subtotals			<u>249,817,111.00</u>	<u>247,477,442.49</u>	<u>5,562.00</u>	<u>2,334,106.51</u>
Totals			<u>\$ 498,327,164.00</u>	<u>\$ 465,233,445.61</u>	<u>\$ 8,976,087.18</u>	<u>\$ 24,117,631.21</u>

**STATE OF MISSOURI
SUMMARY OF APPROPRIATION ACTIVITY
INTERNAL SERVICE FUNDS
FOR THE APPROPRIATION YEAR 2004**

	H.B. No.	Appr. No.	Appropriations	Expenditures and Transfers Out	Biennial Rollovers to 2005	Lapse of Appropriations
<u>LEGISLATURE</u>						
<u>Senate</u>						
Senate Revolving Fund (0535) SENATE CONTINGENT EXP	12.500	4505	\$ 40,000.00	\$ 15,030.00	\$ ---	\$ 24,970.00
<u>House of Representatives</u>						
House of Representatives Revolving Fund (0520) HOUSE REVOLVING FUND	12.505	3165	45,000.00	39,992.52	---	5,007.48
<u>JUDICIARY</u>						
<u>Judicial Proceedings and Review</u>						
Supreme Court Publications Revolving Fund (0525) JUD PROCEED & REVIEW E&E	12.300	4506	125,000.00	107,690.48	---	17,309.52
<u>EXECUTIVE</u>						
<u>State Treasurer</u>						
Central Check Mailing Service Revolving Fund (0515) STATE TREASURER E&E	12.155	2212	225,000.00	159,770.69	---	65,229.31
<u>OFFICE OF ADMINISTRATION</u>						
State Facilities Maintenance and Operation Fund (0501) OFFICE OF ADMINISTRATION	13.030	1066	633,242.00	241,068.69	392,173.31	---
Office of Administration Revolving Administrative Trust Fund (0505)						
STATEWIDE MTN REPAIR	20.100	0289	4,998.00	4,902.70	95.30	---
OFFICE OF ADMINISTRATION	13.030	1067	263,700.00	131,850.00	131,850.00	---
DC STATEWIDE EMERGENCY	16.020	4678	50,000.00	26,810.93	23,189.07	---
DC STATEWIDE UNPROGRAMMED	20.130	4681	204,196.00	194,514.61	9,681.39	---
DC STATEWIDE M&R	20.140	4688	358,463.00	336,683.81	21,779.19	---
MULTI TENANT	13.035	6194	7,787,020.00	3,301,061.69	4,485,958.31	---
STATEWIDE M&R	18.026	6757	2,140,559.00	41,720.90	2,098,838.10	---

Commissioner's Office

Office of Administration Revolving Administrative Trust Fund (0505)

COMMISSIONER'S OFFICE PS	05.005	6728	293,709.00	160,062.12	---	133,646.88
--------------------------	--------	------	------------	------------	-----	------------

Division of Accounting

Mental Health Interagency Payments Fund (0109)

UNEMPLOYMENT BENEFITS	05.160	5989	1,000.00	---	---	1,000.00
-----------------------	--------	------	----------	-----	-----	----------

Natural Resources Cost Allocation Fund (0500)

UNEMPLOYMENT BENEFITS	05.160	6155	8,000.00	4,647.33	---	3,352.67
-----------------------	--------	------	----------	----------	-----	----------

State Facility Maintenance and Operation Fund (0501)

UNEMPLOYMENT BENEFITS	05.160	5994	22,000.00	17,920.78	---	4,079.22
-----------------------	--------	------	-----------	-----------	-----	----------

Office of Administration Revolving Administrative Trust Fund (0505)

UNEMPLOYMENT BENEFITS	05.160	5999	44,000.00	34,638.00	---	9,362.00
-----------------------	--------	------	-----------	-----------	-----	----------

Working Capital Revolving Fund (0510)

UNEMPLOYMENT BENEFITS	05.160	6000	20,000.00	12,211.13	---	7,788.87
-----------------------	--------	------	-----------	-----------	-----	----------

Economic Development Administrative Fund (0547)

UNEMPLOYMENT BENEFITS	05.160	6673	1,000.00	324.90	---	675.10
-----------------------	--------	------	----------	--------	-----	--------

Professional Registration Fees Fund (0689)

UNEMPLOYMENT BENEFITS	05.160	6006	1,000.00	327.81	---	672.19
-----------------------	--------	------	----------	--------	-----	--------

Division of Information Services

Office of Administration Revolving Administrative Trust Fund (0505)

INFORMATION SERVICES PS	05.375	0008	5,759,048.00	4,793,115.91	---	965,932.09
-------------------------	--------	------	--------------	--------------	-----	------------

INFORMATION SERVICES E&E	05.375	2147	27,868,636.00	18,095,052.22	---	9,773,583.78
--------------------------	--------	------	---------------	---------------	-----	--------------

TELECOM REVOLVING FUND	05.380	6334	36,000,000.00	29,058,284.55	---	6,941,715.45
------------------------	--------	------	---------------	---------------	-----	--------------

Division of Design and Construction

Natural Resources Cost Allocation Fund (0500)

DNR RELOCATE GRN BLDG	19.020	6404	5,172,701.00	74,742.00	5,097,959.00	---
-----------------------	--------	------	--------------	-----------	--------------	-----

Office of Administration Revolving Administrative Trust Fund (0505)

REPL ROOF TCKPT SEAL EXT	20.105	0295	223,274.00	223,274.00	---	---
--------------------------	--------	------	------------	------------	-----	-----

DESIGN & CONSTRUCTION E&E	05.390	4416	412,239.00	325,822.25	---	86,416.75
---------------------------	--------	------	------------	------------	-----	-----------

FACILITY ASSESSMENT PS	05.395	6041	460,450.00	217,120.91	---	243,329.09
------------------------	--------	------	------------	------------	-----	------------

FACILITY ASSESSMENT E&E	05.395	6042	268,040.00	---	---	268,040.00
-------------------------	--------	------	------------	-----	-----	------------

ROOF SETTLEMENT	18.055	6485	493,015.00	---	493,015.00	---
-----------------	--------	------	------------	-----	------------	-----

DESIGN & CONSTRUCTION PS	05.390	9174	2,290,025.00	2,184,573.30	---	105,451.70
--------------------------	--------	------	--------------	--------------	-----	------------

**STATE OF MISSOURI
SUMMARY OF APPROPRIATION ACTIVITY
INTERNAL SERVICE FUNDS
FOR THE APPROPRIATION YEAR 2004**

	H.B. No.	Appr. No.	Appropriations	Expenditures and Transfers Out	Biennial Rollovers to 2005	Lapse of Appropriations
<u>Division of Facilities Management</u>						
State Facility Maintenance and Operation Fund (0501)						
STATE OFF BUILDINGS E&E	05.455	2148	10,519,793.00	10,051,086.44	---	468,706.56
STATE OFF BUILDINGS PS	05.455	2605	6,071,197.00	5,602,037.38	---	469,159.62
OPERATIONAL M & R	05.460	2606	486,271.00	445,906.61	---	40,364.39
BUILDING MODIFICATIONS	05.480	2607	630,000.00	625,354.41	---	4,645.59
MANSION DONATIONS	05.450	3046	30,000.00	---	---	30,000.00
Office of Administration Revolving Administrative Trust Fund (0505)						
REPL CHILLER ENVIR CTRL	20.110	1205	106,308.00	106,308.00	---	---
FACILITIES MGMT PS	05.435	1874	1,031,123.00	909,106.84	---	122,016.16
FACILITIES MGMT E&E	05.435	1875	164,082.00	128,540.72	---	35,541.28
JEFFERSON BLDG CAULKING	20.120	4696	128,513.00	91,248.28	37,264.72	---
PENNEY'S BLDG HVAC	20.120	4697	31,672.00	---	31,672.00	---
SUPREME COURT HVAC	20.120	4698	137,139.00	16,550.11	120,588.89	---
SUPREME COURT PLUMBING	20.120	4699	758,934.00	327,533.31	431,400.69	---
TRUMAN BLDG CHILLERS	20.120	4700	1,077,360.00	926,207.21	151,152.79	---
WAINWRIGHT ELEC SWITCH	20.120	4701	194,896.00	194,209.01	686.99	---
WAINWRIGHT FIRE ALARMS	20.120	4702	110,647.00	109,622.00	1,025.00	---
LEWIS & CLARK MONUMENT	19.015	6403	1.00	---	1.00	---
<u>Division of General Services</u>						
Office of Administration Revolving Administrative Trust Fund (0505)						
DIV OF GENERAL SERVS PS	05.485	4538	2,245,638.00	1,688,965.51	---	556,672.49
DIV OF GENERAL SERVS E&E	05.485	4540	1,783,396.00	784,883.04	---	998,512.96
CENTRAL SUPPLY/SERVICES	05.515	6259	5,000,000.00	4,179,909.23	---	820,090.77
<u>Division of Personnel</u>						
Office of Administration Revolving Administrative Trust Fund (0505)						
DIV PERSONNEL E&E	05.400	2249	320,000.00	52,733.83	---	267,266.17
DIV PERSONNEL PS	05.400	8007	59,952.00	38,823.35	---	21,128.65
EMPLOYEE SUGGESTION AWARD	05.405	9846	10,000.00	---	---	10,000.00

Division of Purchasing and Materials

Management

Office of Administration Revolving Administrative
Trust Fund (0505)

BID & PERFORM BOND REFUND	05.415	7349	2,112,000.00	656,000.00	---	1,456,000.00
---------------------------	--------	------	--------------	------------	-----	--------------

Missouri Public Entity Risk Management

Office of Administration Revolving Administrative
Trust Fund (0505)

MOPERM PS	05.550	8471	565,542.00	423,349.46	---	142,192.54
MOPERM E&E	05.550	8472	64,847.00	29,165.77	---	35,681.23

Office of Information Technology

Natural Resources Cost Allocation Fund (0500)

INFO TECHNOLOGY PS	05.560	6319	1.00	---	---	1.00
INFO TECHNOLOGY E&E	05.560	6320	1.00	---	---	1.00

Office of Administration Revolving Administrative
Trust Fund (0505)

INFO TECHNOLOGY E&E	17.020	2521	183,206.00	39,884.26	143,321.74	---
INFO TECHNOLOGY PS	05.560	2610	368,685.00	350,414.00	---	18,271.00
INFO TECHNOLOGY E&E	05.560	2611	100,939.00	100,264.19	---	674.81
E-GOVERNMENT PS	17.025	5577	7,001.00	3,185.00	3,816.00	---
E-GOVERNMENT E&E	17.025	5578	773,445.00	341,895.57	431,549.43	---
OIT PROJECT OVERSIGHT PS	17.025	5579	1.00	---	1.00	---
OIT PROJECT OVERSIGHT E&E	17.025	5580	142,440.00	---	142,440.00	---

DEPARTMENT OF ECONOMIC DEVELOPMENT

Professional Registration Fees Fund (0689)

DED LEASING	13.055	1988	24,396.00	11,400.00	12,996.00	---
-------------	--------	------	-----------	-----------	-----------	-----

Administrative Services

Economic Development Administrative
Fund (0547)

REFUNDS	07.005	0812	5,000.00	---	---	5,000.00
ADMINISTRATIVE SVS E&E	07.005	2174	1,971,610.00	524,607.77	---	1,447,002.23
ADMINISTRATIVE SVS PS	07.005	3614	1,269,781.00	1,169,086.64	---	100,694.36

Economic Development Agencies

Economic Development Administrative
Fund (0547)

COMM DEV CORPS PROGRAM	07.045	1028	250,000.00	---	---	250,000.00
MO MANF EXT PARTNERSHIP	07.020	2024	2,600,000.00	---	---	2,600,000.00
BUSINESS PS	07.020	6252	87,538.00	---	---	87,538.00
BUSINESS E&E	07.020	6253	25,600.00	---	---	25,600.00

**STATE OF MISSOURI
SUMMARY OF APPROPRIATION ACTIVITY
INTERNAL SERVICE FUNDS
FOR THE APPROPRIATION YEAR 2004**

	H.B. No.	Appr. No.	Appropriations	Expenditures and Transfers Out	Biennial Rollovers to 2005	Lapse of Appropriations
<u>Regulatory Agencies</u>						
Professional Registration Fees Fund (0689)						
EXAMINATION & OTHER FEES	07.200	1010	88,000.00	19,130.00	---	68,870.00
ADMINISTRATION PS	07.200	1032	2,931,151.00	2,612,319.59	---	318,831.41
ADMINISTRATION E&E	07.200	2207	2,445,015.00	1,154,297.64	---	1,290,717.36
PR REFUNDS	07.200	5407	50,000.00	44,062.55	---	5,937.45
ADMINISTRATION E&E	17.370	6212	675,000.00	111,133.23	563,866.77	---
<u>DEPARTMENT OF MENTAL HEALTH</u>						
Mental Health Interagency Payments Fund (0109)						
WORK THERAPY PS	10.045	3891	80,519.00	42,799.26	---	37,719.74
WORK THERAPY E&E	10.045	3892	600.00	600.00	---	---
<u>Office of the Director</u>						
Mental Health Interagency Payments Fund (0109)						
OFFICE INFO SYSTEMS E&E	10.015	5566	2,800,000.00	2,606,771.00	---	193,229.00
<u>Division of Comprehensive Psychiatric Services</u>						
Mental Health Interagency Payments Fund (0109)						
DYS/DFS CLIENTS SVS PS	10.240	0354	615,922.00	753.83	---	615,168.17
ADULT COMMUNITY PROGRAM	10.210	1856	250,000.00	---	---	250,000.00
DYS/DFS CLIENTS SVS E&E	10.240	2060	100,200.00	2,432.89	---	97,767.11
FULTON STATE HOSPITAL E&E	10.260	5273	425,000.00	354,561.25	---	70,438.75
Office of Administration Revolving Administrative Trust Fund (0505)						
NEW WESTERN MO MHC	19.100	6665	1,710,000.00	1,710,000.00	---	---
<u>Division of Mental Retardation - Developmental Disabilities</u>						
Mental Health Interagency Payments Fund (0109)						
DFS CLIENTS	10.410	0399	2,049,857.00	869,468.18	---	1,180,388.82
<u>DEPARTMENT OF NATURAL RESOURCES</u>						
Natural Resources Cost Allocation Fund (0500)						
REFUND ACCOUNTS	06.400	2738	4,478.00	---	---	4,478.00
DNR LEASING	13.050	4307	75,334.00	33,880.60	41,452.40	1.00

Office of Director

Natural Resources Cost Allocation Fund (0500)							
DIRECTOR'S OFFICE PS	06.200	0631	163,061.00	161,996.35	---	1,064.65	
DIRECTOR'S OFFICE E&E	06.200	0634	11,371.00	11,263.41	---	107.59	

Outreach and Assistance Center

Natural Resources Cost Allocation Fund (0500)						
OUTREACH & ASSISTANCE PS	06.205	5439	134,766.00	131,549.77	---	3,216.23

Division of Administrative Support

Natural Resources Cost Allocation Fund (0500)						
DIV OF ADMIN SUPPORT E&E	06.230	2473	3,178,780.00	2,423,977.87	---	754,802.13
DIV OF ADMIN SUPPORT PS	06.230	8823	1,893,149.00	1,748,714.56	---	144,434.44

Air and Land Protection Division

Natural Resources Cost Allocation Fund (0500)						
ALPD ADMINISTRATION PS	06.320	5428	739,170.00	734,078.91	---	5,091.09
ALPD ADMINISTRATION E&E	06.320	5431	145,164.00	130,363.13	---	14,800.87

Water Protection and Soil Conservation

Natural Resources Cost Allocation Fund (0500)						
WPSCD ADMINISTRATION PS	06.320	5362	585,205.00	584,283.22	---	921.78
WPSCD ADMINISTRATION E&E	06.320	5365	186,593.00	55,203.30	---	131,389.70

Geological Survey and Resource Assessment**Division**

Natural Resources Cost Allocation Fund (0500)						
ADMIN & SUPPORT PS	06.305	5226	179,235.00	174,473.72	---	4,761.28
ADMIN & SUPPORT E&E	06.305	5227	15,185.00	9,350.07	---	5,834.93

Division of State Parks

Natural Resources Cost Allocation Fund (0500)						
STATE PARK OPERATION PS	06.255	1952	1,116,926.00	1,116,314.75	---	611.25
STATE PARK OPERATION E&E	06.255	1953	146,229.00	109,534.92	---	36,694.08
State Facility Maintenance and Operation Fund (0501)						
STATE PARKS OPERATION PS	06.255	3462	260,381.00	216,742.90	---	43,638.10
STATE PARKS OPERATION E&E	06.255	3463	111,327.00	107,506.48	---	3,820.52

DEPARTMENT OF PUBLIC SAFETY

Office of Administration Revolving Administrative Trust Fund (0505)

STATEWIDE MTN REPAIR	20.100	0289	12,191.00	9,995.00	2,196.00	---
ROOF SETTLEMENT	18.055	6485	6,985.00	20.70	6,964.30	---

**STATE OF MISSOURI
SUMMARY OF APPROPRIATION ACTIVITY
INTERNAL SERVICE FUNDS
FOR THE APPROPRIATION YEAR 2004**

	H.B. No.	Appr. No.	Appropriations	Expenditures and Transfers Out	Biennial Rollovers to 2005	Lapse of Appropriations
<u>State Highway Patrol</u>						
Office of Administration Revolving Administrative Trust Fund (0505)						
HP STATEWIDE FIRE ALARM	16.115	4726	283,147.00	252,403.08	30,743.92	---
HP STATEWIDE ELEC TEST	16.115	4727	5,149.00	4,987.73	161.27	---
HP GHQ ACADEMY HVAC	16.115	4728	6,416.00	6,416.00	---	---
HP GHQ HVAC	16.115	4730	189,047.00	189,047.00	---	---
HP GHQ EXT WALL PANELS	16.115	4731	52,204.00	52,204.00	---	---
HP TROOP A EXT WALLS	16.115	4732	47,606.00	47,606.00	---	---
HP TROOP B HVAC	16.115	4733	104,018.00	95,405.40	8,612.60	---
HP TROOP D HVAC	16.115	4734	36,221.00	33,619.13	2,601.87	---
HP TROOP I HVAC	16.115	4738	33,694.00	22,627.43	11,066.57	---
<u>Adjutant General</u>						
Adjutant General Revolving Fund (0530)						
A G ARMORY RENTALS	08.250	4767	50,000.00	46,525.97	---	3,474.03
<u>DEPARTMENT OF SOCIAL SERVICES</u>						
<u>Information Services and Technology Division</u>						
Social Services Administrative Trust Fund (0545)						
ISTD PS	11.055	0147	36,524.00	36,471.23	---	52.77
ISTD E&E	11.055	2131	403,289.00	---	---	403,289.00
<u>Division of General Services</u>						
Social Services Administrative Trust Fund (0545)						
CENTRALIZED INVENTORY SYS	11.060	1008	5,500,000.00	4,320,120.23	---	1,179,879.77
GENERAL SERVICES E&E	11.060	1696	250,000.00	175,716.19	---	74,283.81
<u>Family Support Division</u>						
Social Services Administrative Trust Fund (0545)						
FAMILY SUPPORT ADMIN E&E	11.100	6279	39,690.00	---	---	39,690.00
<u>DEPARTMENT OF CORRECTIONS</u>						
Working Capital Revolving Fund (0510)						
FUEL AND UTILITIES	09.020	4281	1,500,000.00	928,697.09	---	571,302.91
CORRECTIONS LEASING	13.090	6073	107,928.00	50,964.00	56,964.00	---

Division of Human Services

Working Capital Revolving Fund (0510)

GENERAL SERVICES PS	09.065	2775	26,284.00	21,047.00	---	5,237.00
DHS STAFF PS	09.060	6111	46,841.00	35,059.01	---	11,781.99
Inmate Revolving Fund (0540)						
DHS STAFF PS	09.060	6067	308,423.00	230,693.72	---	77,729.28
DHS STAFF E&E	09.060	6068	63,049.00	41,642.62	---	21,406.38

Division of Offender Rehabilitative Services

Working Capital Revolving Fund (0510)

WORKFORCE READINESS PS	09.425	2368	1,029,553.00	900,569.60	---	128,983.40
WORKFORCE READINESS E&E	09.425	2369	718,043.00	---	---	718,043.00
VOCATIONAL ENTERPRIS E&E	09.430	2776	25,844,542.00	19,236,993.42	---	6,607,548.58
VOCATIONAL ENTERPRISES PS	09.430	2967	7,534,933.00	6,052,248.90	---	1,482,684.10
PRISON INDUSTRY ENHANCE	09.435	3155	962,762.00	---	---	962,762.00
TELECOMMUNICATIONS	09.055	5681	256,400.00	---	---	256,400.00
MVE WAREHOUSE ROOF	18.140	6580	1,221,733.00	---	1,221,733.00	---

Division of Adult Institutions

Working Capital Revolving Fund (0510)

DAI STAFF PS	09.100	1994	54,960.00	44,287.45	---	10,672.55
JEFF CITY CORR CTR PS	09.125	1995	192,361.00	136,136.33	---	56,224.67
MOBERLY CORR CTR PS	09.145	1997	164,881.00	157,881.88	---	6,999.12
MO EASTERN CORR CTR PS	09.155	2001	54,960.00	48,629.84	---	6,330.16

Inmate Revolving Fund (0540)

OZARK CORR CTR PS	09.140	1996	304,973.00	276,553.33	---	28,419.67
TIPTON CORR CTR	09.210	6069	77,545.00	51,958.44	---	25,586.56
KC COMM RELEASE CTR	09.510	6072	41,782.00	33,238.04	---	8,543.96
CHILLICOTHE CORR CTR PS	09.160	6112	24,022.00	23,759.00	---	263.00

Division of Probation and Parole

Inmate Revolving Fund (0540)

RESIDENTIAL TRTMNT FAC	09.515	1467	1,949,598.00	1,511,554.95	---	438,043.05
P&P STAFF PS	09.500	6070	120,705.00	88,325.14	---	32,379.86
P&P STAFF E&E	09.500	6071	63,048.00	16,223.42	---	46,824.58
COMM CORR COORD UNIT	09.515	9716	157,734.00	126,708.95	---	31,025.05
ELECTRONIC MONITORING	09.515	9717	1,103,110.00	666,606.72	---	436,503.28

Subtotals

206,818,239.00	142,981,999.49	16,208,817.62	47,627,421.89
----------------	----------------	---------------	---------------

Appropriated Transfers Out To:

General Revenue Fund (0101)	05.385	T277	2,117,479.00	---	---	2,117,479.00
General Revenue Fund (0101)	05.475	T283	886,692.00	632,524.00	---	254,168.00
General Revenue Fund (0101)	05.495	T285	332,309.00	284,843.22	---	47,465.78
State Legal Expense Fund (0692)	05.505	T287	25,000.00	---	---	25,000.00
Social Security Contributions Fund (0702)	05.095	T293	3,029,200.00	2,452,800.31	---	576,399.69
State Retirement Contributions Fund (0701)	05.115	T297	4,047,830.00	3,306,803.08	---	741,026.92

**STATE OF MISSOURI
SUMMARY OF APPROPRIATION ACTIVITY
INTERNAL SERVICE FUNDS
FOR THE APPROPRIATION YEAR 2004**

	H.B. No.	Appr. No.	Appropriations	Expenditures and Transfers Out	Biennial Rollovers to 2005	Lapse of Appropriations
Missouri State Employees' Deferred Compensation Incentive Plan Administration Fund (0706)	05.140	T300	230,517.00	201,052.76	---	29,464.24
Missouri Consolidated Health Care Plan Benefit Fund (0765)	05.170	T304	5,705,350.00	5,149,012.75	---	556,337.25
General Revenue Fund (0101)	05.035	T308	1.00	---	---	1.00
General Revenue Fund (0101)	05.445	T468	33,453.00	24,176.44	---	9,276.56
Economic Development Administrative Fund (0547)	07.015	T502	593,586.00	475,623.28	---	117,962.72
General Revenue Fund (0101)	05.360	T542	3,500,000.00	3,500,000.00	---	---
General Revenue Fund (0101)	12.205	T548	279,761.00	279,759.04	---	1.96
General Revenue Fund (0101)	05.030	T650	52,940.00	52,940.00	---	---
General Revenue Fund (0101)	05.030	T712	104,802.00	104,802.00	---	---
General Revenue Fund (0101)	05.030	T713	214,369.00	214,368.00	---	1.00
General Revenue Fund (0101)	05.030	T714	488,628.00	285,961.00	---	202,667.00
General Revenue Fund (0101)	05.030	T715	288,169.00	288,169.00	---	---
General Revenue Fund (0101)	05.030	T716	477.00	477.00	---	---
General Revenue Fund (0101)	05.030	T717	281.00	281.00	---	---
General Revenue Fund (0101)	05.030	T718	1,177.00	1,177.00	---	---
General Revenue Fund (0101)	05.030	T719	439.00	439.00	---	---
General Revenue Fund (0101)	05.030	T720	292.00	292.00	---	---
General Revenue Fund (0101)	05.030	T721	47,920.00	47,919.00	---	1.00
General Revenue Fund (0101)	05.030	T722	17,487.00	17,487.00	---	---
General Revenue Fund (0101)	05.030	T724	22,639.00	22,639.00	---	---
General Revenue Fund (0101)	05.030	T812	78,938.00	76,271.00	---	2,667.00
State Committee of Psychologist (0580)	07.295	T902	36,256.00	36,199.17	---	56.83
Veterinary Medical Board (0639)	07.295	T902	43,823.00	43,753.58	---	69.42
Athletic Fund (0693)	07.295	T902	79,922.00	79,795.64	---	126.36
General Revenue Fund (0101)	05.030	T912	101.00	---	---	101.00
Office of Administration Revolving Administrative Trust Fund (0505)	18.175	T953	257,568.00	87,892.00	169,676.00	---
General Revenue Fund (0101)	05.360	T954	1,013,487.00	1,013,268.00	---	219.00
Subtotals			<u>23,530,893.00</u>	<u>18,680,725.27</u>	<u>169,676.00</u>	<u>4,680,491.73</u>
Totals			<u>\$ 230,349,132.00</u>	<u>\$ 161,662,724.76</u>	<u>\$ 16,378,493.62</u>	<u>\$ 52,307,913.62</u>

**STATE OF MISSOURI
SUMMARY OF APPROPRIATION ACTIVITY
AGENCY AND TRUST FUNDS - AGENCY
FOR THE APPROPRIATION YEAR 2004**

	H.B. No.	Appr. No.	Appropriations	Expenditures and Transfers Out	Biennial Rollovers to 2005	Lapse of Appropriations
<u>JUDICIARY</u>						
<u>Circuit Courts</u>						
Debt Offset Escrow Fund (0753) DEBT OFFSET	12.360	4004	\$ 100,000.00	\$ 68,531.45	---	\$ 31,468.55
<u>Debt Offset Escrow Fund</u>						
Debt Offset Escrow Fund (0753) DEBT OFFSET ESCROW FUND	12.400	3023	1,400,000.00	1,035,604.03	---	364,395.97
<u>OFFICE OF ADMINISTRATION</u>						
<u>Division of Accounting</u>						
State Retirement Contributions Fund (0701) RETIREMENT SYSTEM CONTR	05.125	9179	185,870,771.00	170,788,821.18	---	15,081,949.82
Social Security Contributions (OASDI/Medicare) Fund (0702) OASDHI CONTRIBUTIONS	05.110	0136	146,094,946.00	136,740,076.52	---	9,354,869.48
Missouri State Employees' Deferred Compensation Incentive Plan Administration Fund (0706) DEFERRED COMP PAYMENTS	05.155	0036	12,367,442.00	11,151,969.26	---	1,215,472.74
Missouri Consolidated Health Care Plan Benefit Fund (0765) MOCHCP CONTRIBUTIONS	05.180	1335	280,339,970.00	280,339,022.54	---	947.46
Missouri State Employees' Voluntary Life Insurance Fund (0910) VOLUNTARY LIFE INSURANCE	05.190	0045	862,000.00	661,476.96	---	200,523.04
<u>Division of Purchasing and Materials Management</u>						
Proceeds of Surplus Property Sales Fund (0710) SURPLUS PROP SALE PROCEED	05.430	1576	1,220,000.00	1,215,885.49	---	4,114.51
<u>DEPARTMENT OF AGRICULTURE</u>						
<u>Division of Animal Health</u>						
Agriculture Bond Trustee Fund (0756) BOND TRUSTEE ACCOUNT	06.060	3120	135,000.00	---	---	135,000.00

DEPARTMENT OF HIGHER EDUCATION**Higher Education Administration**

Debt Offset Escrow Fund (0753)

LOAN PRGM REFUND OFFSET	03.125	2000	750,000.00	105,949.72	---	644,050.28
CC TAX REFUND OFFSET	03.140	3386	510,000.00	508,019.83	---	1,980.17
Proprietary School Bond Fund (0760)						
PROPRIETARY SCHOOL BOND	03.010	7986	100,000.00	---	---	100,000.00

State Colleges and Universities

Debt Offset Escrow Fund (0753)

LINN STATE TECH COLLEGE	03.145	0076	30,000.00	---	---	30,000.00
CENTRAL MO STATE UNIV	03.150	2004	75,000.00	74,534.57	---	465.43
SOUTHEAST MO STATE UNIV	03.155	2008	75,000.00	41,852.44	---	33,147.56
SOUTHWEST MO STATE UNIV	03.160	2011	254,000.00	252,143.19	---	1,856.81
LINCOLN UNIVERSITY	03.165	2014	75,000.00	60,402.99	---	14,597.01
TRUMAN STATE UNIVERSITY	03.170	2017	75,000.00	1,839.04	---	73,160.96
NORTHWEST MO STATE UNIV	03.175	2020	75,000.00	52,902.73	---	22,097.27
MISSOURI SOUTHERN COLLEGE	03.180	2023	75,000.00	3,779.87	---	71,220.13
MISSOURI WESTERN COLLEGE	03.185	2026	105,000.00	87,965.34	---	17,034.66
HARRIS STOWE STATE COLL	03.190	2030	75,000.00	---	---	75,000.00
UNIV OF MISSOURI CAMPUSES	03.195	2034	200,000.00	---	---	200,000.00

DEPARTMENT OF HEALTH AND SENIOR SERVICES**Administration**

Debt Offset Escrow Fund (0753)

DEBT OFFSET ESCROW	10.625	0258	50,000.00	12,316.30	---	37,683.70
--------------------	--------	------	-----------	-----------	-----	-----------

DEPARTMENT OF LABOR AND INDUSTRIAL RELATIONS**Division of Employment Security**

Debt Offset Escrow Fund (0753)

DEBT OFFSET ESCROW FUND	07.885	2146	2,700,000.00	2,589,730.07	---	110,269.93
-------------------------	--------	------	--------------	--------------	-----	------------

DEPARTMENT OF MENTAL HEALTH

Debt Offset Escrow Fund (0753)

REFUNDS	10.020	1837	100,000.00	98,584.14	---	1,415.86
---------	--------	------	------------	-----------	-----	----------

DEPARTMENT OF REVENUE**Division of Taxation**

Debt Offset Escrow Fund (0753)

DEBT OFFSET	04.120	3985	305,000.00	287,686.11	---	17,313.89
-------------	--------	------	------------	------------	-----	-----------

**STATE OF MISSOURI
SUMMARY OF APPROPRIATION ACTIVITY
AGENCY AND TRUST FUNDS - AGENCY
FOR THE APPROPRIATION YEAR 2004**

<u>DEPARTMENT OF SOCIAL SERVICES</u>	H.B. No.	Appr. No.	<u>Appropriations</u>	<u>Expenditures and Transfers Out</u>	<u>Biennial Rollovers to 2005</u>	<u>Lapse of Appropriations</u>
<u>Family Support Division</u>						
Debt Offset Escrow Fund (0753)						
DISTRIBUTION PASS THROUGH	11.230	1716	9,000,000.00	5,994,040.25	---	3,005,959.75
Subtotals			<u>643,019,129.00</u>	<u>612,173,134.02</u>	<u>---</u>	<u>30,845,994.98</u>
Appropriated Transfers Out To:						
Social Security Contributions Fund (0702)	05.095	T293	100.00	---	---	100.00
State Retirement Contributions Fund (0701)	05.115	T297	100.00	---	---	100.00
Missouri State Employees' Deferred Compensation Incentive Plan Administration Fund (0706)	05.140	T300	100.00	---	---	100.00
Missouri Consolidated Health Care Plan Benefit Fund (0765)	05.170	T304	647.00	---	---	647.00
General Revenue Fund (0101)	12.200	T546	600,000.00	448,980.36	---	151,019.64
General Revenue Fund (0101)	05.030	T820	9,384.00	9,384.00	---	---
General Revenue Fund (0101)	05.030	T924	10,488.00	10,488.00	---	---
General Revenue Fund (0101)	05.360	T954	31,196.00	31,196.00	---	---
Subtotals			<u>652,015.00</u>	<u>500,048.36</u>	<u>---</u>	<u>151,966.64</u>
Totals			<u>\$ 643,671,144.00</u>	<u>\$ 612,673,182.38</u>	<u>\$ ---</u>	<u>\$ 30,997,961.62</u>

**STATE OF MISSOURI
SUMMARY OF APPROPRIATION ACTIVITY
AGENCY AND TRUST FUNDS - PRIVATE PURPOSE
FOR THE APPROPRIATION YEAR 2004**

	H.B. No.	Appr. No.	Appropriations	Expenditures and Transfers Out	Biennial Rollovers to 2005	Lapse of Appropriations
<u>EXECUTIVE</u>						
<u>State Treasurer</u>						
Abandoned Fund Account Fund (0863)						
AF ADVERTISING & AUCTIONS	12.155	1321	\$ 1,119,000.00	\$ 1,109,850.59	\$ ---	\$ 9,149.41
AF CLAIMS	12.175	3173	20,000,000.00	18,739,655.19	---	1,260,344.81
<u>DEPARTMENT OF HIGHER EDUCATION</u>						
<u>State Colleges and Universities</u>						
State Seminary Fund (0872)						
SEMINARY FUND INVESTMENTS	03.250	0633	1,500,000.00	1,500,000.00	---	---
<u>DEPARTMENT OF SOCIAL SERVICES</u>						
<u>Family Support Division</u>						
Alternative Care Trust Fund (0905)						
DISTRIBUTION PASS THROUGH	11.230	3586	167,000.00	---	---	167,000.00
<u>Children's Division</u>						
Alternative Care Trust Fund (0905)						
FOSTER CARE CHILDRENS ACC	11.300	8181	12,000,000.00	10,614,307.82	---	1,385,692.18
Subtotals			34,786,000.00	31,963,813.60	---	2,822,186.40
Appropriated Transfers Out To:						
State Public School (0817)	05.360	T542	2,550,000.00	2,550,000.00	---	---
General Revenue Fund (0101)	12.185	T547	51,000,000.00	51,000,000.00	---	---
General Revenue Fund (0101)	05.030	T851	9,104.00	---	---	9,104.00
General Revenue Fund (0101)	05.030	T852	281,571.00	281,571.00	---	---
Mental Health Trust Fund (0926)	10.025	T938	54,000.00	53,527.26	---	472.74
General Revenue Fund (0101)	05.360	T954	201,876.00	201,876.00	---	---
Subtotals			54,096,551.00	54,086,974.26	---	9,576.74
Totals			\$ 88,882,551.00	\$ 86,050,787.86	\$ ---	\$ 2,831,763.14

STATE OF MISSOURI
NOTES TO THE APPROPRIATION ACTIVITY REPORT
APPROPRIATION YEAR 2004

Note 4 – Court Ordered Desegregation

The expenditures of the St. Louis Desegregation Plan are mandated by court order. The amounts paid for the current year and prior years are:

<u>Appropriation Year</u>	<u>Projected Expenditures</u>	<u>Expenditures</u>	<u>Lapses</u>
2004	\$ 16,500,000	\$ 16,500,000	\$ ---
2003	20,000,000	20,000,000	---
2002	20,000,000	20,000,000	---
2001	50,000,000	50,000,000	---
2000	53,500,000	53,476,585	23,415
1999	191,862,972	188,799,736	3,063,236
1998	158,800,000	147,021,949	11,778,051
1997	151,700,000	138,086,852	13,613,148
1996	153,700,000	148,291,471	5,408,529
1995	155,700,000	139,258,397	16,441,603
1994	147,600,000	134,202,695	13,397,305
1993	147,100,000	136,028,438	11,071,562
1992	144,600,000	137,189,737	7,410,263
1991	135,200,000	132,695,771	2,504,229
1990	135,000,000	122,161,135	12,838,865
1989	129,000,000	116,999,047	12,000,953
1988	107,200,000	93,957,886	13,242,114
1987	84,700,000	83,473,429	1,226,571
1986	74,800,000	66,300,504	8,499,496
1985	59,200,000	57,095,304	2,104,696
1984	40,400,000	37,424,743	2,975,257
1983	21,000,000	17,187,556	3,812,444
1982	13,500,000	13,140,216	359,784
1981	10,180,490	8,530,000	1,650,490

Note 5 – Other Transfers

These amounts consist primarily of transfers between funds which stand appropriated per either the State constitution or the State statutes. Also included are transfers between funds which correct transactions occurring in a prior fiscal/appropriation year. Beginning in fiscal year 2002, all transfers were appropriated, therefore there are no other transfers.

STATE OF MISSOURI
NOTES TO THE APPROPRIATION ACTIVITY REPORT
APPROPRIATION YEAR 2004

Note 6 – General Fund

The General Fund includes General Revenue Funds and Federal Funds.

<u>Fund Number</u>	<u>Fund Name</u>
General Revenue Funds:	
0100	Budget Reserve
0101	General Revenue
0106	Cash Operating Reserve
0107	Budget Stabilization
0108	Uncompensated Care
0113	Health Interagency Payments
0124	Facilities Maintenance Reserve
0128	State Property Preservation
0139	Intergovernmental Transfer
0142	Federal Reimbursement Allowance
0144	Pharmacy Reimbursement Allowance
0161	Title XIX – Patient Placement
0169	Child Support Enforcement Collections
0172	Missouri Technology Investment
0173	Microenterprise Loan
0174	Missouri Water Development
0176	General Revenue Reimbursements
0177	Missouri Humanities Council Trust
0179	General Revenue – Cultural Sub-Account
0196	Nursing Facility Federal Reimbursement Allowance
0198	Post Closure
0603	Attorney General's Court Costs
0617	Disproportionate Share
0666	Attorney General's Anti-Trust
0686	State Elections Subsidy
0692	State Legal Expense
Federal Funds	
0104-0199	<i>(excluding Fund Numbers listed above and 0109, 0131, and 0134)</i>
0610	Division of Family Services – Administrative
0663	Missouri Disaster
0697	Abandoned Mined Reclamation
0948	Unemployment Compensation Administration

This reporting is consistent with Missouri's Comprehensive Annual Financial Report.

STATE OF MISSOURI
NOTES TO THE APPROPRIATION ACTIVITY REPORT
APPROPRIATION YEAR 2004

Note 7 – General Revenue Fund

Operational results for the General Revenue Fund (Fund 0101) for fiscal year 2004 are as follows:

Revenues

Taxes	\$ 7,182,242,245
Licenses, Fees, and Permits	72,648,357
Sales, Services, Leases and Rentals	100,227,850
Bond Sale Proceeds	63
Contributions and Intergovernmental	96,236,086
Interest, Penalties, and Unclaimed Property	16,719,055
Refunds	12,693,395
Miscellaneous Revenues	<u>34,560,427</u>
Subtotal	7,515,327,478
Transfers In	<u>1,131,329,584</u>
Total Revenues and Transfers In	8,646,657,062

Expenditures

Personal Service	984,809,687
Expense and Equipment	440,389,162
Capital Improvements	26,220,527
Program Specific	2,382,967,318
Refunds	1,075,260,981
Court Order Desegregation Payments	<u>16,500,000</u>
Subtotal	4,926,147,675
Transfers Out	<u>3,503,941,435</u>
Total Expenditures and Transfers Out	<u>8,430,089,110</u>
Excess Revenues and Transfers In	<u>\$ 216,567,952</u>

Note 8 – Refunds

In fiscal year 2004, refunds in the amount of \$1,126,465,832 for all funds and \$1,075,260,981 for general revenue funds are reported on a separate line on page 3 and page 5 of this report. Fiscal years 2000 – 2003 were restated to show refunds separately for comparative purposes. Refunds are reported as program specific expenditures on all remaining pages.