

STATE OF MISSOURI

APPROPRIATION ACTIVITY REPORT




APPROPRIATION YEAR 2005

**OFFICE OF ADMINISTRATION
DIVISION OF ACCOUNTING**

APPROPRIATION ACTIVITY REPORT

APPROPRIATION YEAR 2005



STATE OF MISSOURI

MATT BLUNT
GOVERNOR

MICHAEL N. KEATHLEY
COMMISSIONER
OFFICE OF ADMINISTRATION

THOMAS J. SADOWSKI
DIRECTOR
DIVISION OF ACCOUNTING

TABLE OF CONTENTS

	<u>Page</u>
Letter of Transmittal	i
Revenues – All Funds and General Revenue Funds	1
Schedule of Revenues, Expenditures and Transfers for the Past Five Years – All Funds	3
Chart of Revenues and Expenditures for the Past Five Years – All Funds.....	4
Schedule of Revenues, Expenditures and Transfers for the Past Five Years – General Revenue Funds	5
Chart of Revenues, Expenditures and Transfers for the Past Five Years – General Revenue Funds	6
Summary of Appropriation Activity by Department – All Funds.....	7
Chart of Appropriations and Expenditures by Department – All Funds.....	8
Summary of Appropriation Activity by Department – General Revenue Funds	9
Chart of Appropriations and Expenditures by Department – General Revenue Funds	10
Operating Costs and Flow Through Payments by Department – All Funds.....	11
Chart of Operating Costs and Flow Through Payments by Department – All Funds.....	13
Summary of Expenditures by Major Category and Fund Group and Transfers Out by Fund Group.....	14
Summary of Expenditures by Department, Fund Group and Major Category and Transfers Out by Fund Group	15
Summary of Appropriations by Fund Group	19
Summary of Appropriations by Fund and Department:	
General Fund	20
Special Revenue Funds	26
Debt Service Funds.....	42
Capital Projects Funds	44
Permanent Funds.....	46
Enterprise Funds.....	47
Internal Service Funds	49
Agency and Trust Funds.....	51

Summary of Appropriation Activity:

General Fund:

General Revenue Funds.....	53
Federal Funds.....	88
Special Revenue Funds.....	116
Debt Service Funds.....	170
Capital Projects Funds.....	172
Permanent Funds.....	178
Enterprise Funds.....	179
Internal Service Funds.....	186

Agency and Trust Funds

Agency.....	195
Private Purpose.....	200

Notes to the Appropriation Activity Report.....	201
---	-----

(THIS PAGE INTENTIONALLY LEFT BLANK)

Matt Blunt
Governor



Michael N. Keathley
Commissioner

State of Missouri
OFFICE OF ADMINISTRATION
Post Office Box 809
Jefferson City, Missouri 65102
(573) 751-2971
<http://www.oa.mo.gov/acct/>

Thomas J. Sadowski
Director
Division of Accounting

September 19, 2005

The Honorable Matt Blunt
Governor of Missouri
State Capitol
Jefferson City, Missouri 65101

Dear Governor Blunt:

I am pleased to submit the Appropriation Activity Report of the State of Missouri for the appropriation year, July 1, 2004 through July 31, 2005.

This report, together with the annual combined financial report of the Missouri Department of Revenue and the Office of the State Treasurer, will fulfill the statutory requirements for financial reporting under Section 32.060 of the Missouri Revised Statutes.

These statements present a comparative analysis of revenues to expenditures and appropriations to expenditures for Appropriation Year 2005. This report also includes a detailed analysis of appropriations and expenditures by departments, fund groups and major categories. This report is prepared on a budgetary (non-GAAP) basis of accounting. Under the budgetary basis of accounting, revenues are recorded when cash is received and expenditures when the liabilities for them are recorded.

Sincerely,

A handwritten signature in black ink that reads "THOMAS SADOWSKI".

Thomas Sadowski, CGFM, CPA
Director

**STATE OF MISSOURI
REVENUES - ALL FUNDS AND GENERAL REVENUE FUNDS
FOR FISCAL YEARS 2005 AND 2004**

	Fiscal Year 2005		Fiscal Year 2004	
	All Funds	General Revenue Funds	All Funds	General Revenue Funds
<u>TAXES</u>				
Sales and Use Tax	\$ 3,031,417,953	\$ 1,957,694,190	\$ 2,944,853,815	\$ 1,902,255,404
Income Tax	5,220,858,945	5,214,328,987	4,909,136,321	4,901,142,158
Premium Tax	287,739,456	190,410,605	304,847,871	185,430,417
Commodity Tax	138,589,552	27,172,654	137,678,158	26,911,296
Corporation Franchise Tax	119,446,502	119,446,502	91,387,675	91,387,675
Motor Vehicle Fuel/Use Tax	751,796,435	---	736,317,563	---
Inheritance Tax	42,221,932	42,221,932	75,115,067	75,115,067
Miscellaneous Taxes	367,712,583	65,895,076	324,116,993	42,100,944
Total Taxes	9,959,783,358	7,617,169,946	9,523,453,463	7,224,342,961
<u>LICENSES, FEES AND PERMITS</u>				
Licenses and Permits	352,314,801	6,459,105	342,685,034	5,251,510
Collection Fees	19,775,880	19,728,444	18,813,734	18,764,447
Registration Fees	37,457,985	31,550,753	37,771,541	32,313,007
Regulatory Fees	71,877,405	704,905	74,743,539	913,822
Inspection Fees	9,629,839	481,988	9,291,542	492,146
Court Fees	21,604,235	13,497,017	20,538,094	13,336,981
Financial Institute Exam Fees	7,209,189	---	6,990,259	---
Miscellaneous Fees	104,132,892	1,989,239	100,459,031	1,817,294
Total Licenses, Fees and Permits	624,002,226	74,411,451	611,292,774	72,889,207
<u>SALES</u>				
Bond Sales	---	---	262,829,539	63
Working Capital Revolving Fund Sales	28,869,446	---	30,279,700	---
Lottery Sales	345,575,845	---	366,115,206	---
Sales	31,419,496	2,178,377	27,952,177	2,774,642
Total Sales	405,864,787	2,178,377	687,176,622	2,774,705
<u>LEASES AND RENTALS</u>				
Concessions and Recreational Rentals and Leases	2,311,396	1,066	2,094,671	1,066
Miscellaneous Leases and Rentals	25,260,721	151,184	23,000,098	277,398
Total Leases and Rentals	27,572,117	152,250	25,094,769	278,464

**STATE OF MISSOURI
REVENUES - ALL FUNDS AND GENERAL REVENUE FUNDS
FOR FISCAL YEARS 2005 AND 2004**

	Fiscal Year 2005		Fiscal Year 2004	
	All Funds	General Revenue Funds	All Funds	General Revenue Funds
<u>SERVICES</u>				
Medicaid Services	159,922,063	79,088,810	145,334,013	85,559,942
Medicare Services	13,104,191	12,559,144	7,891,969	7,318,474
Other Medical Services	9,750,998	9,667,811	10,292,211	10,139,414
Other Services	118,104	308	107,852	---
Interagency Services	<u>99,686,721</u>	<u>106,652</u>	<u>99,219,378</u>	<u>228,433</u>
Total Services	<u>282,582,077</u>	<u>101,422,725</u>	<u>262,845,423</u>	<u>103,246,263</u>
<u>CONTRIBUTIONS AND INTER-GOVERNMENTAL RECEIPTS</u>				
Federal Grants	7,120,487,171	1,173,164,600	6,706,465,635	1,044,571,828
Others	<u>77,492,954</u>	<u>663,379</u>	<u>65,979,582</u>	<u>481,537</u>
Total Contributions and Intergovernmental Receipts	<u>7,197,980,125</u>	<u>1,173,827,979</u>	<u>6,772,445,217</u>	<u>1,045,053,365</u>
<u>INTEREST, PENALTIES AND UNCLAIMED PROPERTIES</u>				
Interest	74,380,397	27,972,434	52,534,125	23,622,454
Penalties	25,826,073	1,622,286	21,591,309	450,698
Unclaimed Properties	<u>53,672,925</u>	<u>58,211</u>	<u>76,805,503</u>	<u>42,589</u>
Total Interest, Penalties and Unclaimed Properties	<u>153,879,395</u>	<u>29,652,931</u>	<u>150,930,937</u>	<u>24,115,741</u>
<u>REFUNDS</u>				
Medicare-Medicaid Refunds	331,852,999	8,221,225	250,677,523	7,377,771
School Refunds	6,003,910	3,325,845	6,301,593	3,681,509
Cost Reimbursements	447,889	447,889	342,290	342,290
Miscellaneous Refunds	<u>9,525,870</u>	<u>1,464,253</u>	<u>13,133,229</u>	<u>1,672,283</u>
Total Refunds	<u>347,830,668</u>	<u>13,459,212</u>	<u>270,454,635</u>	<u>13,073,853</u>
<u>MISCELLANEOUS RECEIPTS</u>				
Redeposit of Investment/ Loan Principal	50,046,710	---	135,776,586	---
Bond Account	7,278,870	7,278,870	6,676,769	6,676,383
Miscellaneous Receipts	<u>463,588,480</u>	<u>62,541,979</u>	<u>502,596,629</u>	<u>78,102,168</u>
Total Miscellaneous Receipts	<u>520,914,060</u>	<u>69,820,849</u>	<u>645,049,984</u>	<u>84,778,551</u>
TOTAL REVENUES	<u>\$ 19,520,408,813</u>	<u>\$ 9,082,095,720</u>	<u>\$ 18,948,743,824</u>	<u>\$ 8,570,553,110</u>


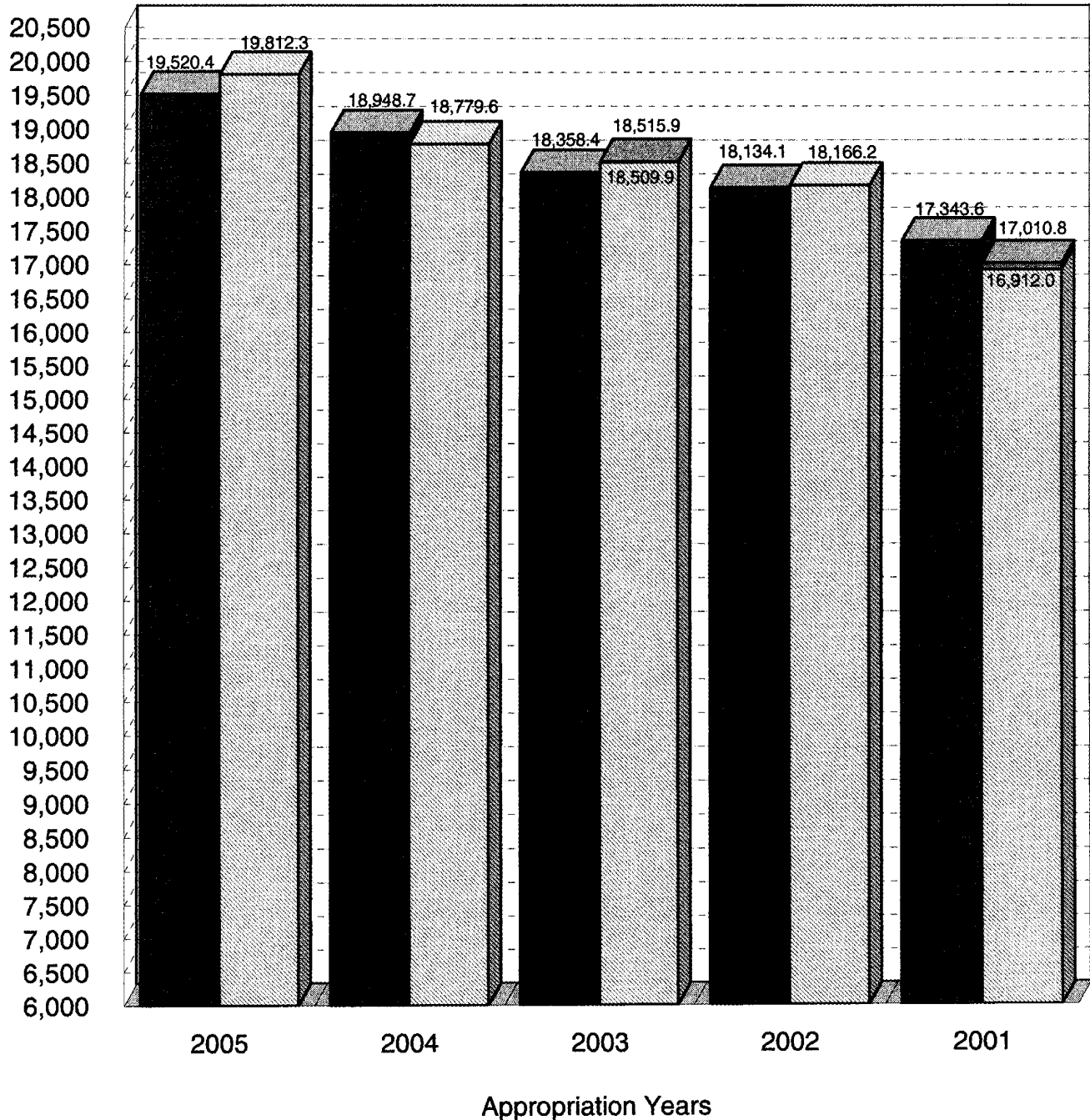
The notes are an integral part of this report.

STATE OF MISSOURI
SCHEDULE OF REVENUES, EXPENDITURES AND TRANSFERS
FOR THE PAST FIVE YEARS - ALL FUNDS

	Fiscal Year 2005	Fiscal Year 2004	Fiscal Year 2003	Fiscal Year 2002	Fiscal Year 2001
<u>REVENUES AND TRANSFERS IN</u>					
Revenues					
Taxes	\$ 9,959,783,358	\$ 9,523,453,463	\$ 9,116,302,626	\$ 9,226,620,293	\$ 9,233,419,806
Licenses, Fees and Permits	624,002,226	611,292,774	590,254,798	577,952,525	575,444,747
Sales, Services, Leases and Rentals	716,018,981	712,287,275	669,505,517	611,079,712	569,538,684
Bond Sale Proceeds	---	262,829,539	398,337,310	413,049,331	286,102,087
Contributions and Intergovernmental	7,197,980,125	6,772,445,217	6,554,375,002	6,021,915,939	5,363,269,298
Interest, Penalties and Unclaimed Properties	153,879,395	150,930,937	128,061,473	162,584,853	234,483,769
Refunds	347,830,668	270,454,635	241,327,807	242,634,885	214,464,188
Miscellaneous Revenues	520,914,060	645,049,984	660,240,056	878,256,384	866,924,043
Total Revenues	19,520,408,813	18,948,743,824	18,358,404,589	18,134,093,922	17,343,646,622
Total Transfers In	6,281,599,175	6,320,713,083	6,471,163,936	6,105,195,292	5,341,785,163
Total Revenues and Transfers In	\$ 25,802,007,988	\$ 25,269,456,907	\$ 24,829,568,525	\$ 24,239,289,214	\$ 22,685,431,785
	Appropriation Year 2005	Appropriation Year 2004	Appropriation Year 2003	Appropriation Year 2002	Appropriation Year 2001
<u>EXPENDITURES AND TRANSFERS OUT</u>					
Expenditures					
Personal Service Expense and Equipment	\$ 2,774,525,126	\$ 2,602,286,428	\$ 3,277,067,867	\$ 3,291,274,856	\$ 3,319,313,497
Capital Improvements	1,503,661,254	1,485,537,149	1,520,763,090	1,426,878,224	1,417,619,499
Program Specific	897,297,466	1,072,039,063	1,150,274,493	1,193,884,983	1,127,139,833
Refunds (Note 8)	13,494,177,232	12,476,813,097	11,282,224,805	11,068,042,734	9,835,935,361
Article X Distribution (Note 3)	1,127,619,246	1,126,465,832	1,259,651,138	1,166,155,402	1,161,985,499
Court Ordered Desegregation Payments (Note 4)	---	---	5,950,032	---	98,856,167
Total Expenditures	15,000,000	16,500,000	20,000,000	20,000,000	50,000,000
Transfers Out	19,812,280,324	18,779,641,569	18,515,931,425	18,166,236,199	17,010,849,856
Appropriated	6,281,624,533	6,320,713,083	6,471,163,936	6,105,195,292	4,231,512,513
Other (Note 5)	---	---	---	---	1,009,749,339
Total Transfers Out	6,281,624,533	6,320,713,083	6,471,163,936	6,105,195,292	5,241,261,852
Total Expenditures and Transfers Out	26,093,904,857	25,100,354,652	24,987,095,361	24,271,431,491	22,252,111,708
Excess Revenues and Transfers In (Expenditures and Transfers Out)	\$ (291,896,869)	\$ 169,102,255	\$ (157,526,836)	\$ (32,142,277)	\$ 433,320,077

The notes are an integral part of this report.

**STATE OF MISSOURI
CHART OF REVENUES AND EXPENDITURES
FOR THE PAST FIVE YEARS - ALL FUNDS
Millions of Dollars**

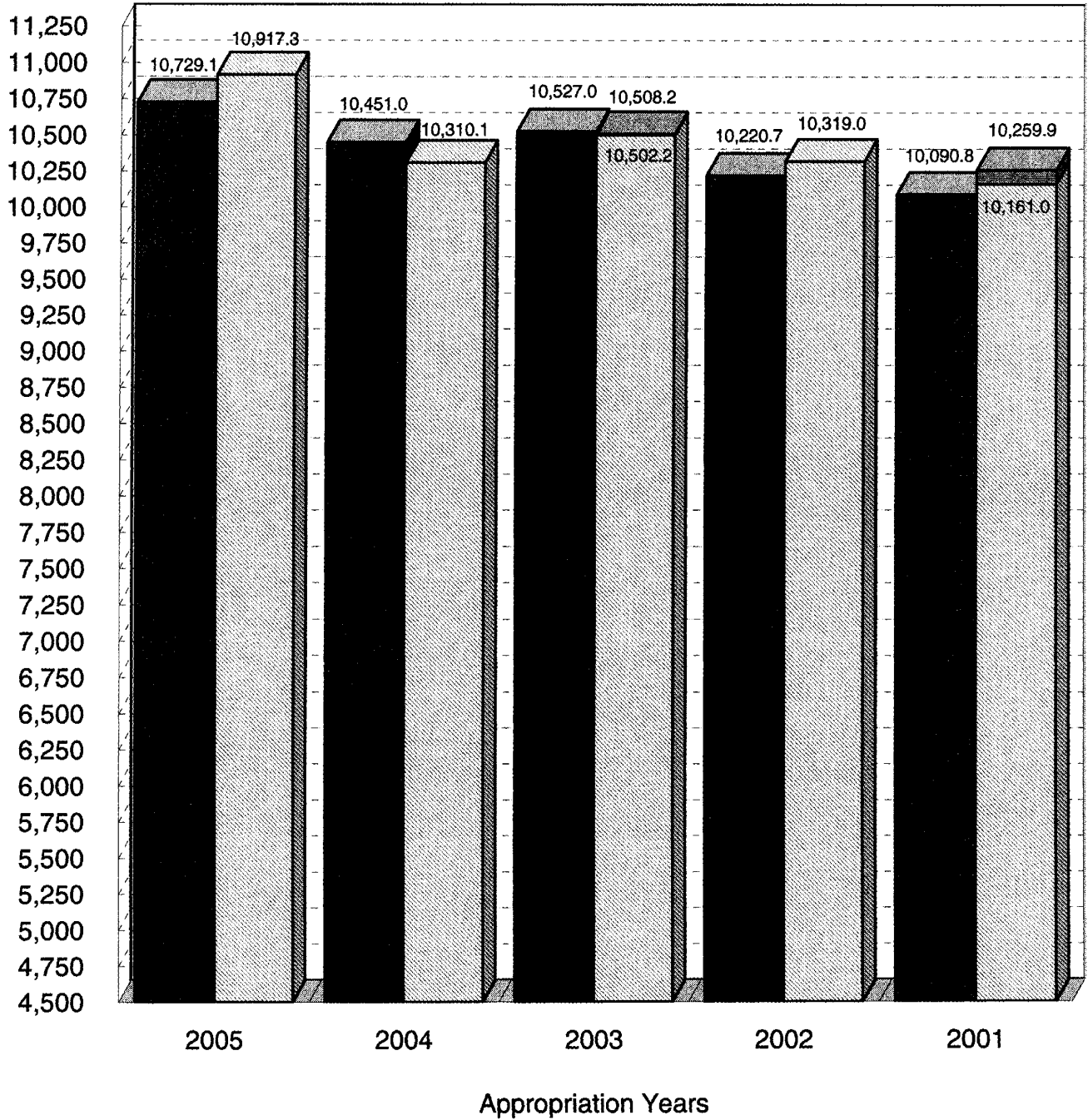


STATE OF MISSOURI
SCHEDULE OF REVENUES, EXPENDITURES AND TRANSFERS
FOR THE PAST FIVE YEARS - GENERAL REVENUE FUNDS

	Fiscal Year 2005	Fiscal Year 2004	Fiscal Year 2003	Fiscal Year 2002	Fiscal Year 2001
<u>REVENUES AND TRANSFERS IN</u>					
Revenues					
Sales and Use Tax	\$ 1,957,694,190	\$ 1,902,255,404	\$ 1,799,486,436	\$ 1,816,896,338	\$ 1,803,450,304
Individual Income Tax	4,859,938,620	4,571,546,157	4,369,512,453	4,460,220,512	4,582,889,272
Corporate Income Tax	354,390,367	329,596,001	335,187,599	449,025,210	365,911,447
County Foreign					
Insurance Tax	165,480,625	162,129,552	157,209,442	160,589,220	139,319,912
Liquor Taxes and Licenses	22,980,884	22,452,148	21,425,120	21,548,075	20,976,035
Beer Taxes and Licenses	8,179,281	8,339,952	8,225,453	8,239,840	8,120,855
Corporation Franchise Tax	119,446,502	91,387,675	68,363,407	20,753,109	71,862,773
Inheritance Tax	42,221,932	75,115,067	79,070,868	136,954,927	156,818,846
Miscellaneous Taxes	90,825,057	65,401,809	57,746,637	30,272,635	35,825,387
Interest on Deposits and Investments	27,972,434	23,622,454	30,498,872	54,993,035	81,751,983
Licenses, Fees and Permits	70,423,939	69,008,403	63,943,163	64,452,023	63,683,717
Sales, Services, Leases and Rentals	103,753,352	106,299,432	138,499,334	126,641,345	109,432,677
Refunds	13,459,212	13,073,853	11,066,524	12,666,560	11,862,322
All Other Sources	1,245,329,325	1,130,325,203	1,297,214,161	1,101,431,915	958,041,958
Total Revenues	9,082,095,720	8,570,553,110	8,437,449,469	8,464,684,744	8,409,947,488
Total Transfers In	1,646,981,938	1,880,401,712	2,089,566,810	1,756,024,732	1,680,892,501
Total Revenues and Transfers In	\$ 10,729,077,658	\$ 10,450,954,822	\$ 10,527,016,279	\$ 10,220,709,476	\$ 10,090,839,989
	Appropriation Year 2005	Appropriation Year 2004	Appropriation Year 2003	Appropriation Year 2002	Appropriation Year 2001
<u>EXPENDITURES AND TRANSFERS OUT</u>					
Expenditures					
Personal Service	\$ 1,022,306,989	\$ 992,406,722	\$ 1,654,510,304	\$ 1,645,790,862	\$ 1,747,907,153
Expense and Equipment	453,936,394	454,798,106	464,610,661	444,789,449	486,406,546
Capital Improvements	22,289,609	36,701,112	60,110,427	79,932,833	191,234,916
Program Specific	3,926,202,633	3,515,395,896	2,834,212,774	2,793,143,392	2,452,076,758
Refunds (Note 8)	1,071,305,603	1,075,260,981	1,166,319,532	1,116,832,976	1,102,078,913
Article X					
Distribution (Note 3)	---	---	5,950,032	---	98,856,167
Court Ordered Desegregation Payments (Note 4)	15,000,000	16,500,000	20,000,000	20,000,000	50,000,000
Total Expenditures	6,511,041,228	6,091,062,817	6,205,713,730	6,100,489,512	6,128,560,453
Transfers Out					
Appropriated	4,406,278,387	4,219,072,535	4,302,481,163	4,218,480,217	3,342,403,719
Other (Note 5)	---	---	---	---	788,945,871
Total Transfers Out	4,406,278,387	4,219,072,535	4,302,481,163	4,218,480,217	4,131,349,590
Total Expenditures and Transfers Out	10,917,319,615	10,310,135,352	10,508,194,893	10,318,969,729	10,259,910,043
Excess Revenues and Transfers In (Expenditures and Transfers Out)	\$ (188,241,957)	\$ 140,819,470	\$ 18,821,386	\$ (98,260,253)	\$ (169,070,054)

The notes are an integral part of this report.

**STATE OF MISSOURI
 CHART OF REVENUES, EXPENDITURES AND TRANSFERS
 FOR THE PAST FIVE YEARS - GENERAL REVENUE FUNDS
 Millions of Dollars**



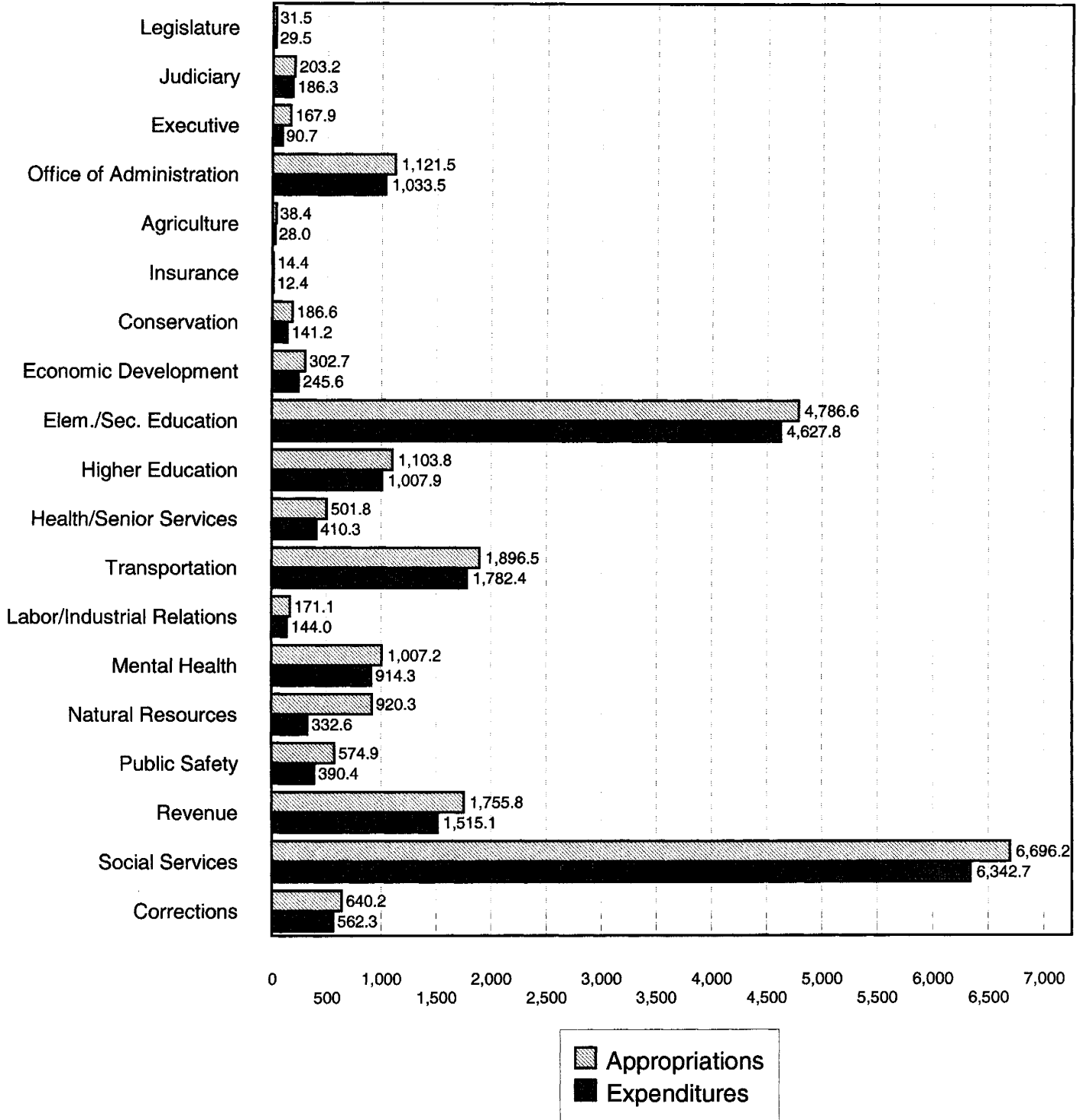
■ Revenues and Transfers
 ▨ Expenditures and Transfers
 ▩ Article X Distribution

STATE OF MISSOURI
SUMMARY OF APPROPRIATION ACTIVITY BY DEPARTMENT
ALL FUNDS
FOR THE APPROPRIATION YEAR 2005

	Appropriations	Expenditures and Transfers Out June 30, 2005	Lapse Period Corrections and Transfers Out	Total Expenditures and Transfers Out	Reappropriations to 2006	Lapse of Appropriations
Legislature	\$ 31,545,229.00	\$ 29,457,956.55	\$ (575.00)	\$ 29,457,381.55	\$ ---	\$ 2,087,847.45
Judiciary	203,197,699.20	186,320,635.02	72.57	186,320,707.59	---	16,876,991.61
Executive	167,907,378.54	90,742,283.93	---	90,742,283.93	---	77,165,094.61
Office of Administration	1,121,529,718.08	1,033,488,386.63	(2,654.64)	1,033,485,731.99	17,778,185.00	70,265,801.09
Agriculture	38,351,148.04	28,018,972.63	---	28,018,972.63	360,500.00	9,971,675.41
Insurance	14,388,275.00	12,415,708.60	---	12,415,708.60	---	1,972,566.40
Conservation	186,634,265.10	141,153,173.19	(536.76)	141,152,636.43	15,176,625.00	30,305,003.67
Economic Development	302,695,538.42	245,582,401.46	394.71	245,582,796.17	67,850.00	57,044,892.25
Elementary and Secondary Education	4,786,556,686.48	4,627,848,179.67	171.04	4,627,848,350.71	2,772,428.00	155,935,907.77
Higher Education	1,103,759,971.30	1,007,936,714.24	---	1,007,936,714.24	31,136,944.00	64,686,313.06
Health and Senior Services	501,757,950.97	410,344,480.38	1,526.40	410,346,006.78	15,921,919.00	75,490,025.19
Transportation	1,896,483,163.00	1,782,441,064.82	1,879.69	1,782,442,944.51	---	114,040,218.49
Labor and Indus- trial Relations	171,052,186.55	144,029,855.22	104.04	144,029,959.26	858,806.00	26,163,421.29
Mental Health	1,007,157,130.61	914,287,542.72	1,044.63	914,288,587.35	12,369,244.00	80,499,299.26
Natural Resources	920,323,884.22	332,563,310.25	14,839.71	332,578,149.96	9,754,642.00	577,991,092.26
Public Safety	574,934,454.14	390,439,634.67	5,885.72	390,445,520.39	84,100,946.00	100,387,987.75
Revenue	1,755,816,574.64	1,515,130,826.60	239.29	1,515,131,065.89	---	240,685,508.75
Social Services	6,696,241,334.14	6,342,712,794.47	(851.43)	6,342,711,943.04	496,528.00	353,032,863.10
Corrections	<u>640,242,555.38</u>	<u>562,343,085.76</u>	<u>1,776.77</u>	<u>562,344,862.53</u>	<u>38,041,150.00</u>	<u>39,856,542.85</u>
Subtotals	22,120,575,142.81	19,797,257,006.81	23,316.74	19,797,280,323.55	228,835,767.00	2,094,459,052.26
Appropriated Transfers Out	6,811,147,601.80	6,281,641,870.93	(17,337.48)	6,281,624,533.45	---	529,523,068.35
Court Ordered Desegregation Payments (Note 4)	<u>15,000,000.00</u>	<u>15,000,000.00</u>	<u>---</u>	<u>15,000,000.00</u>	<u>---</u>	<u>---</u>
Totals	<u>\$ 28,946,722,744.61</u>	<u>\$ 26,093,898,877.74</u>	<u>\$ 5,979.26</u>	<u>\$ 26,093,904,857.00</u>	<u>\$ 228,835,767.00</u>	<u>\$ 2,623,982,120.61</u>

The notes are an integral part of this report.

STATE OF MISSOURI
CHART OF APPROPRIATIONS AND EXPENDITURES BY DEPARTMENT
ALL FUNDS
FOR THE APPROPRIATION YEAR 2005
Millions of Dollars

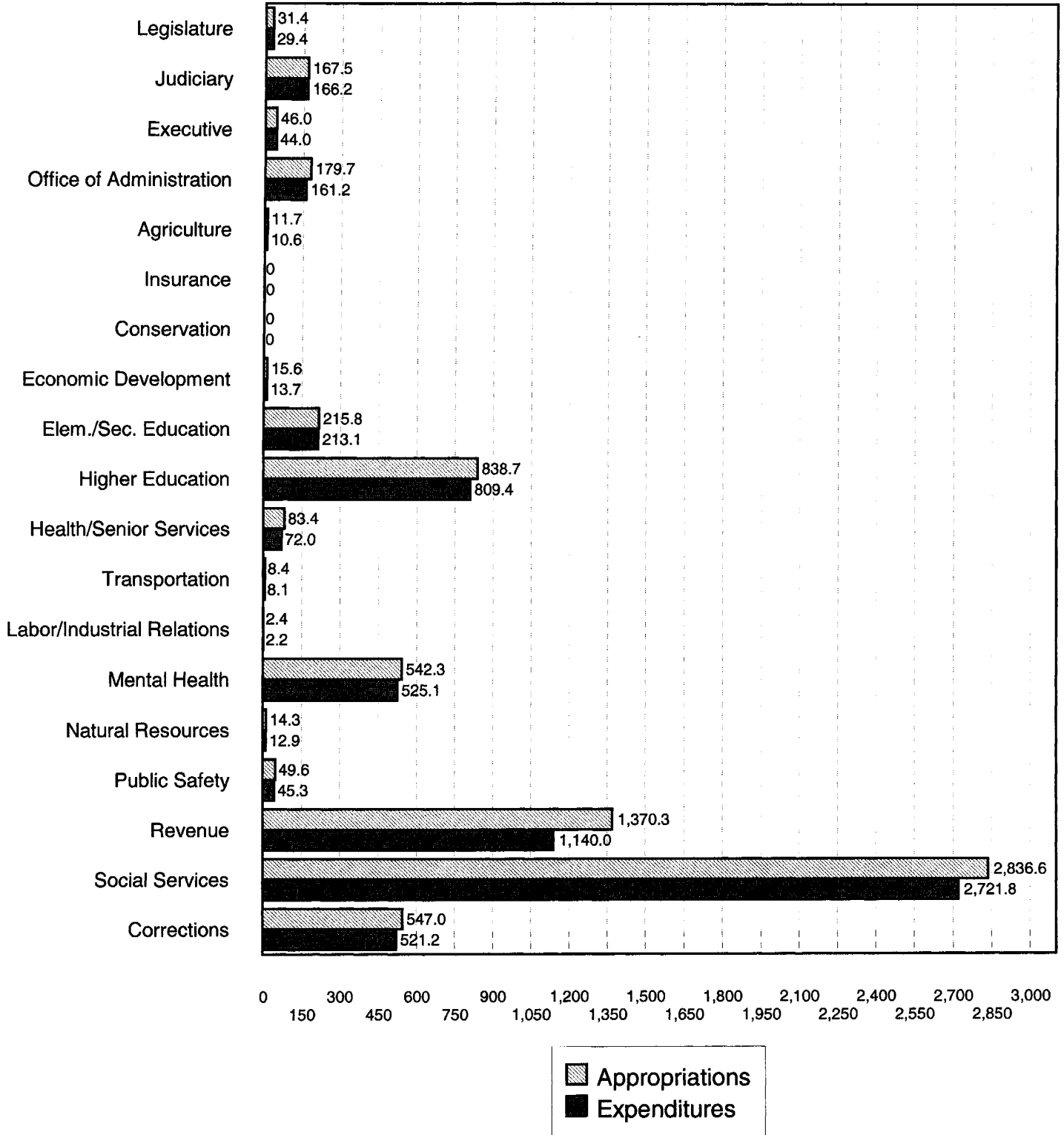


STATE OF MISSOURI
SUMMARY OF APPROPRIATION ACTIVITY BY DEPARTMENT
GENERAL REVENUE FUNDS
FOR THE APPROPRIATION YEAR 2005

	Appropriations	Expenditures and Transfers Out June 30, 2005	Lapse Period Corrections and Transfers Out	Total Expenditures and Transfers Out	Reappropriations to 2006	Lapse of Appropriations
Legislature	\$ 31,352,538.00	\$ 29,369,554.98	\$ (575.00)	\$ 29,368,979.98	\$ ---	\$ 1,983,558.02
Judiciary	167,483,215.20	166,209,299.69	(1,318.75)	166,207,980.94	---	1,275,234.26
Executive	45,980,662.06	43,965,219.37	---	43,965,219.37	---	2,015,442.69
Office of Administration	179,737,642.91	161,208,576.00	---	161,208,576.00	13,354,236.00	5,174,830.91
Agriculture	11,681,124.78	10,580,932.19	---	10,580,932.19	262,875.00	837,317.59
Insurance	---	---	---	---	---	---
Conservation	---	---	---	---	---	---
Economic Development	15,568,558.76	13,748,375.49	---	13,748,375.49	53,730.00	1,766,453.27
Elementary and Secondary Education	215,806,688.47	213,052,197.81	---	213,052,197.81	1,012,988.00	1,741,502.66
Higher Education	838,720,445.70	809,426,610.93	---	809,426,610.93	1,587,068.00	27,706,766.77
Health and Senior Services	83,419,657.66	71,917,395.16	48,326.07	71,965,721.23	---	11,453,936.43
Transportation	8,396,579.00	8,107,188.31	---	8,107,188.31	---	289,390.69
Labor and Indus- trial Relations	2,414,645.02	2,182,205.97	---	2,182,205.97	7,999.00	224,440.05
Mental Health	542,302,649.32	525,092,721.37	1,044.63	525,093,766.00	7,556,089.00	9,652,794.32
Natural Resources	14,339,073.07	12,854,940.75	5,999.13	12,860,939.88	602,999.00	875,134.19
Public Safety	49,565,304.41	45,285,415.85	504.29	45,285,920.14	576,180.00	3,703,204.27
Revenue	1,370,335,657.73	1,140,015,937.65	239.29	1,140,016,176.94	---	230,319,480.79
Social Services	2,836,594,321.02	2,721,786,792.87	(599.03)	2,721,786,193.84	316,723.00	114,491,404.18
Corrections	547,016,058.29	521,182,466.64	1,776.77	521,184,243.41	7,373,020.00	18,458,794.88
Subtotals	6,960,714,821.40	6,495,985,831.03	55,397.40	6,496,041,228.43	32,703,907.00	431,969,685.97
Appropriated Transfers Out	4,682,987,100.87	4,406,273,639.01	4,747.59	4,406,278,386.60	---	276,708,714.27
Court Ordered Desegregation Payments (Note 4)	15,000,000.00	15,000,000.00	---	15,000,000.00	---	---
Totals	<u>\$ 11,658,701,922.27</u>	<u>\$ 10,917,259,470.04</u>	<u>\$ 60,144.99</u>	<u>\$ 10,917,319,615.03</u>	<u>\$ 32,703,907.00</u>	<u>\$ 708,678,400.24</u>

The notes are an integral part of this report.

STATE OF MISSOURI
CHART OF APPROPRIATIONS AND EXPENDITURES BY DEPARTMENT
GENERAL REVENUE FUNDS
FOR THE APPROPRIATION YEAR 2005
Millions of Dollars



(THIS PAGE INTENTIONALLY LEFT BLANK)

**STATE OF MISSOURI
OPERATING COSTS AND FLOW THROUGH PAYMENTS BY DEPARTMENT
ALL FUNDS
APPROPRIATION YEAR 2005**

Each year State departments receive appropriations. These appropriations include expenditures to operate the department, expenditures made for the benefit of other departments and distributions to other entities such as local governments or school districts. The "operating costs" are the expenditures made from the department's appropriations which are used to provide that department's services. The "flow through payments" include expenditures used to fund other entities' or other departments' expenses and distributions to individuals, other entities or other departments for ultimate expenditure.

An analysis of an agency's operating costs gives a better indication of its effectiveness because operating costs are directly controlled by the agency's management. Flow through payments are normally the result of statutory or grant requirements. The spending of these moneys is more directly controlled by the entity or department which receives the flow through moneys.

The schedule on the following page shows that the moneys appropriated to an agency are not totally used for operation of that agency. This schedule shows appropriated expenditures for appropriation year 2005. However, these figures do not include appropriated expenditures of \$1,125,865,388.68 for refunds for overpayment of taxes and fees or investment of State money.

Expenditures for retirement, social security, health care, deferred compensation, reimbursements to Employment Security, statewide insurance, capital improvements, and building and grounds in the amount of \$1,767,001,033.75 have been allocated to the various departments. Most of the funding was appropriated to the Office of Administration.

The expenditures for debt service are segregated as they represent operating expenditures of the State as a whole. These expenditures are normally administered by the Office of Administration.

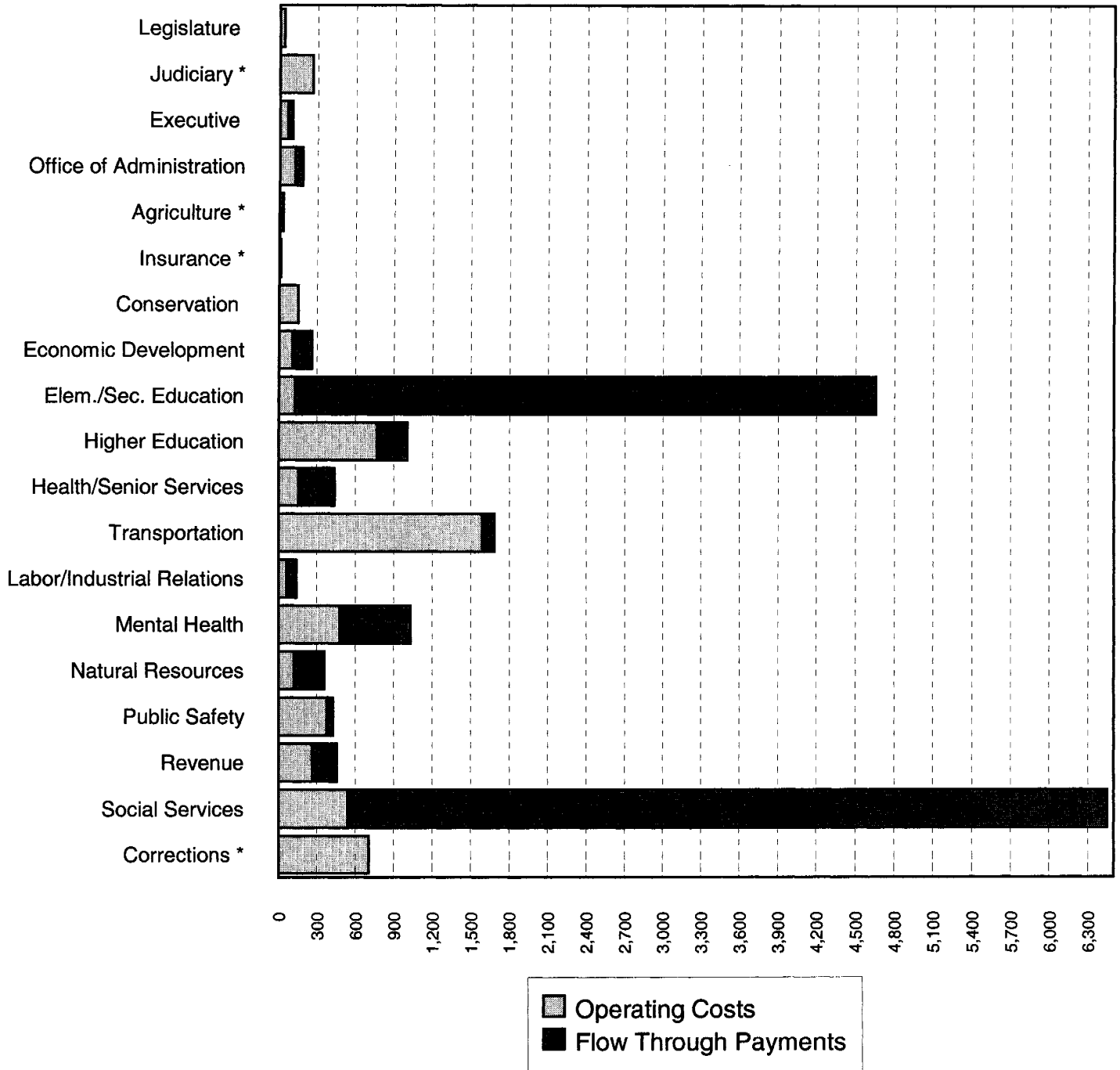
The expenditures for the court ordered desegregation payments (Note 4) are segregated because they are mandated by court order. These expenditures are normally administered by the Department of Elementary and Secondary Education.

**STATE OF MISSOURI
OPERATING COSTS AND FLOW THROUGH PAYMENTS BY DEPARTMENT
ALL FUNDS
APPROPRIATION YEAR 2005**

	Operating Costs	Flow Through Payments
Legislature	\$ 37,963,866.43	\$ ---
Judiciary	260,308,640.51	343,716.52
Executive	65,950,690.31	37,212,096.37
Office of Administration	123,935,199.24	59,711,744.91
Agriculture	27,048,174.89	5,443,248.86
Insurance	15,195,096.72	439,247.85
Conservation	154,479,731.61	---
Economic Development	107,529,134.03	155,522,988.78
Elementary and Secondary Education	129,788,643.37	4,527,405,455.05
Higher Education	771,271,546.44	237,752,452.36
Health and Senior Services	159,409,971.53	278,470,343.11
Transportation	1,588,923,268.67	96,298,110.96
Labor and Industrial Relations	66,269,845.29	77,386,451.44
Mental Health	482,570,940.26	549,684,087.50
Natural Resources	126,591,834.20	233,686,620.45
Public Safety	379,739,396.82	47,217,347.55
Revenue	266,348,822.15	190,818,717.54
Social Services	541,685,586.79	5,909,916,021.30
Corrections	708,381,766.21	360,191.48
Debt Service	250,353,937.38	---
Court Ordered Desegregation Payments (Note 4)	---	15,000,000.00
	<hr/>	<hr/>
Totals	<u>\$ 6,263,746,092.85</u>	<u>\$ 12,422,668,842.03</u>

The notes are an integral part of this report.

STATE OF MISSOURI
CHART OF OPERATING COSTS AND FLOW THROUGH PAYMENTS BY DEPARTMENT
ALL FUNDS
FOR THE APPROPRIATION YEAR 2005
Millions of Dollars



*Immaterial Flow Through amounts not shown on this scale.

STATE OF MISSOURI
SUMMARY OF EXPENDITURES BY MAJOR CATEGORY
AND FUND GROUP AND TRANSFERS OUT BY FUND GROUP
FOR THE APPROPRIATION YEAR 2005

	Personal Service	Expense and Equipment	Capital Improvements	Program Specific (Note 8)	Appropriated Transfers Out	Court Ordered Desegregation Payments (Note 4)	Totals
General Fund							
General Revenue							
Funds	\$ 1,022,306,989.03	\$ 453,936,394.17	\$ 22,289,609.49	\$ 4,997,508,235.74	\$ 4,406,278,386.60	\$ 15,000,000.00	\$ 10,917,319,615.03
Federal Funds	322,924,118.48	257,904,687.79	14,319,030.36	4,856,318,172.00	207,808,320.47	---	5,659,274,329.10
Special Revenue Funds	678,419,076.67	257,296,051.60	23,106,920.94	4,397,506,097.15	1,327,385,929.62	---	6,683,714,075.98
Debt Service Funds	---	---	---	95,148,747.56	115,699.06	---	95,264,446.62
Capital Projects Funds	967,507.74	289,903,006.24	834,332,478.60	218,642,614.00	62,327,857.82	---	1,406,173,464.40
Permanent Funds	---	5,250.00	---	---	385.00	---	5,635.00
Enterprise Funds	41,076,218.44	140,348,337.68	2,712,119.28	13,757,540.14	238,944,742.31	---	436,838,957.85
Internal Service Funds	34,391,331.90	102,359,849.38	537,307.50	2,289,126.67	16,203,370.61	---	155,780,986.06
Agency and Trust Funds							
Agency	674,439,883.93	87,248.65	---	10,956,574.12	1,660,081.06	---	687,143,787.76
Private Purpose Trust	---	1,820,428.19	---	29,669,370.11	20,899,760.90	---	52,389,559.20
Totals	\$ 2,774,525,126.19	\$ 1,503,661,253.70	\$ 897,297,466.17	\$ 14,621,796,477.49	\$ 6,281,624,533.45	\$ 15,000,000.00	\$ 26,093,904,857.00

The notes are an integral part of this report.

(THIS PAGE INTENTIONALLY LEFT BLANK)

**STATE OF MISSOURI
SUMMARY OF EXPENDITURES BY DEPARTMENT,
FUND GROUP AND MAJOR CATEGORY AND TRANSFERS OUT BY FUND GROUP
FOR THE APPROPRIATION YEAR 2005**

	General Fund							Agency and Trust Funds		Totals	
	General		Special Revenue Funds	Debt Service Funds	Capital Projects Funds	Permanent Funds	Enterprise Funds	Internal Service Funds	Agency		Private Purpose Trust
	Revenue Funds	Federal Funds									
Legislature											
Personal Service	\$ 23,222,012.50	\$ ---	\$ 7,783.76	\$ ---	\$ ---	\$ ---	\$ ---	\$ ---	\$ ---	\$ ---	\$ 23,229,796.26
Expense and Equipment	6,139,699.41	---	66,067.41	---	---	---	14,550.40	---	---	---	6,220,317.22
Capital Improvements	7,268.07	---	---	---	---	---	---	---	---	---	7,268.07
Program Specific (Note 8)	---	---	---	---	---	---	---	---	---	---	---
Judiciary											
Personal Service	148,866,993.68	2,213,028.48	1,869,388.63	---	---	---	---	---	---	---	152,949,410.79
Expense and Equipment	17,035,120.44	3,601,878.26	10,712,219.71	---	---	---	86,988.13	---	---	---	31,436,206.54
Capital Improvements	17,884.19	---	---	---	---	---	---	---	---	---	17,884.19
Program Specific (Note 8)	287,982.63	---	414,196.08	---	---	---	219.25	1,214,808.11	---	---	1,917,206.07
Executive											
Personal Service	26,632,959.50	2,362,842.68	5,015,085.77	---	---	---	72,836.00	---	---	---	34,083,723.95
Expense and Equipment	10,130,556.82	5,667,758.14	5,465,806.73	---	---	---	---	118,914.52	---	579,460.85	21,962,497.06
Capital Improvements	43,768.48	206,380.66	380,643.57	---	---	---	---	---	---	---	630,792.71
Program Specific (Note 8)	7,157,934.57	7,183,889.90	291,441.39	---	---	---	---	---	---	19,432,004.35	34,065,270.21
Office of Administration											
Personal Service	17,300,375.64	552,825.19	520,642.82	---	---	---	640,354.61	16,694,892.61	674,439,883.93	---	710,148,974.80
Expense and Equipment	29,835,544.49	1,206,975.73	1,473,366.65	---	8,910.12	---	1,905,979.52	67,504,659.06	87,248.65	---	102,022,684.22
Capital Improvements	1,064,051.21	---	---	---	241,348.58	---	---	429,712.12	---	---	1,735,111.91
Program Specific (Note 8)	113,008,604.66	5,535,444.93	5,430,460.92	95,148,747.56	5,102.35	---	196,483.34	186,766.66	67,350.64	---	219,578,961.06
Agriculture											
Personal Service	7,375,484.89	1,013,935.39	2,998,820.99	---	---	---	996,433.55	---	---	---	12,384,674.82
Expense and Equipment	2,013,724.66	939,903.08	2,259,803.93	---	6,315.26	---	2,801,867.33	---	---	---	8,021,614.26
Capital Improvements	1,088,802.95	---	---	---	65,013.86	---	---	---	---	---	1,153,816.81
Program Specific (Note 8)	102,919.69	8,496.08	6,261,473.16	---	---	---	85,977.81	---	---	---	6,458,866.74
Insurance											
Personal Service	---	---	9,438,629.98	---	---	---	---	---	---	---	9,438,629.98
Expense and Equipment	---	---	2,295,120.20	---	---	---	---	---	---	---	2,295,120.20
Capital Improvements	---	---	---	---	---	---	---	---	---	---	---
Program Specific (Note 8)	---	439,247.85	242,710.57	---	---	---	---	---	---	---	681,958.42
Conservation											
Personal Service	---	---	73,591,194.77	---	---	---	---	---	---	---	73,591,194.77
Expense and Equipment	---	---	48,092,167.80	---	---	---	---	---	---	---	48,092,167.80
Capital Improvements	---	---	13,011,353.34	---	---	---	---	---	---	---	13,011,353.34
Program Specific (Note 8)	---	---	6,457,920.52	---	---	---	---	---	---	---	6,457,920.52
Economic Development											
Personal Service	4,125,173.01	19,293,704.66	19,879,192.41	---	---	---	---	3,842,782.12	---	---	47,140,852.20
Expense and Equipment	2,548,974.23	11,205,631.90	22,092,448.81	---	---	---	---	2,455,257.29	---	---	38,302,312.23
Capital Improvements	192,165.50	2,850.00	35,526.39	---	---	---	---	547.60	---	---	231,089.49
Program Specific (Note 8)	6,882,062.75	124,335,123.94	28,638,821.06	---	---	---	---	52,534.50	---	---	159,908,542.25
Elementary and Secondary Education											
Personal Service	34,051,980.69	29,150,014.00	681,595.27	---	---	---	---	---	---	---	63,883,589.96
Expense and Equipment	18,604,096.83	20,263,215.59	7,391,104.06	---	---	---	---	---	---	---	46,258,416.48
Capital Improvements	878,051.87	---	2,597,930.60	---	503,050.41	---	---	---	---	---	3,979,032.88
Program Specific (Note 8)	159,518,068.42	818,803,403.92	3,535,405,839.05	---	---	---	---	---	---	---	4,513,727,311.39
Higher Education											
Personal Service	894,079.28	227,264.85	1,939,587.01	---	---	---	---	---	---	---	3,060,931.14
Expense and Equipment	302,427.05	170,015.70	8,505,749.33	---	---	---	---	---	---	1,240,967.34	10,219,159.42
Capital Improvements	6,838,960.60	---	3,071,053.27	---	2,778,721.15	---	---	---	---	---	12,688,735.02
Program Specific (Note 8)	801,391,144.00	1,965,035.51	177,013,454.42	---	---	---	---	1,598,254.73	---	---	981,967,888.66

**STATE OF MISSOURI
SUMMARY OF EXPENDITURES BY DEPARTMENT,
FUND GROUP AND MAJOR CATEGORY AND TRANSFERS OUT BY FUND GROUP
FOR THE APPROPRIATION YEAR 2005**

	General Fund						Agency and Trust Funds				Totals
	General		Special Revenue Funds	Debt Service Funds	Capital Projects Funds	Permanent Funds	Enterprise Funds	Internal Service Funds	Private Purpose		
	Revenue Funds	Federal Funds							Agency	Trust	
Health and Senior Services											
Personal Service	27,652,004.82	42,000,566.96	3,384,152.51	---	---	---	---	---	---	---	73,036,724.29
Expense and Equipment	24,733,457.00	55,562,800.16	26,734,878.74	---	3,564.05	5,250.00	---	---	---	---	107,039,949.95
Capital Improvements	174,269.10	1,473.00	---	---	10,801,189.85	---	---	---	---	---	10,976,931.95
Program Specific (Note 8)	19,405,990.31	195,777,021.39	4,108,461.89	---	---	---	---	---	927.00	---	219,292,400.59
Transportation											
Personal Service	342,050.15	812,888.81	357,841,941.79	---	---	---	---	---	---	---	358,996,880.75
Expense and Equipment	16,692.16	2,050,883.44	25,487,473.17	---	288,580,125.47	---	---	---	---	---	316,135,174.24
Capital Improvements	---	---	5,211.55	---	810,711,218.08	---	---	---	---	---	810,716,429.63
Program Specific (Note 8)	7,748,446.00	49,125,722.14	38,504,548.88	---	201,215,742.87	---	---	---	---	---	296,594,459.89
Labor and Industrial Relations											
Personal Service	1,953,984.43	28,101,511.64	8,425,284.35	---	---	---	---	---	---	---	38,480,780.42
Expense and Equipment	215,215.97	8,363,081.56	16,487,055.77	---	---	---	---	---	---	---	25,065,353.30
Capital Improvements	13,005.57	3,547.20	333,499.10	---	---	---	---	---	---	---	350,051.87
Program Specific (Note 8)	---	7,601,381.91	70,282,681.40	---	---	---	---	---	2,249,710.36	---	80,133,773.67
Mental Health											
Personal Service	241,997,664.07	21,416,419.78	606,805.86	---	---	---	134,570.13	---	---	---	264,155,459.84
Expense and Equipment	65,224,962.89	9,937,971.17	375,807.74	---	33,345.96	---	3,076,986.24	---	---	---	78,649,074.00
Capital Improvements	4,010,903.69	127,050.64	1,040.00	---	1,405,687.00	---	---	---	---	---	5,544,681.33
Program Specific (Note 8)	213,860,235.35	328,957,277.24	21,017,287.76	---	---	---	2,049,606.26	54,965.57	---	---	565,939,372.18
Natural Resources											
Personal Service	6,582,470.33	13,663,951.61	35,981,700.36	---	---	2,064,722.19	5,150,747.85	---	---	---	63,443,592.34
Expense and Equipment	1,811,984.90	6,814,012.35	12,852,663.00	---	---	8,008,730.27	2,782,801.19	---	---	---	32,270,191.71
Capital Improvements	1,493,452.08	689,395.21	1,947,831.14	---	---	2,503,182.19	---	---	---	---	6,633,860.62
Program Specific (Note 8)	2,973,032.57	13,809,087.21	183,284,480.30	---	16,695,191.60	13,468,713.61	---	---	---	---	230,230,505.29
Public Safety											
Personal Service	34,514,714.85	11,500,283.97	125,730,197.22	---	967,507.74	30,298,792.30	---	---	---	---	203,011,496.08
Expense and Equipment	8,411,602.99	16,103,467.49	43,153,011.36	---	814,075.11	15,399,070.44	44,846.13	---	---	---	83,926,073.52
Capital Improvements	591,608.89	10,543,539.33	1,687,373.94	---	5,005,979.30	184,345.79	54,671.80	---	---	---	18,067,519.05
Program Specific (Note 8)	1,767,993.41	76,275,119.24	6,670,741.91	---	726,577.18	---	---	---	---	---	85,440,431.74
Revenue											
Personal Service	28,878,176.71	86,617.46	25,988,266.91	---	---	7,003,079.79	---	---	---	---	61,956,140.87
Expense and Equipment	18,604,184.26	6,235,859.06	20,260,026.64	---	---	112,232,690.12	---	---	---	---	157,332,760.08
Capital Improvements	---	---	---	---	---	24,591.30	---	---	---	---	24,591.30
Program Specific (Note 8)	1,092,533,815.97	---	202,995,056.60	---	---	6,365.38	---	282,335.69	---	---	1,295,817,573.64
Social Services											
Personal Service	101,976,065.50	148,685,705.43	4,518,806.26	---	---	---	32,452.41	---	---	---	255,213,029.60
Expense and Equipment	48,578,192.33	106,823,065.90	3,581,645.80	---	303.96	---	4,210,534.79	---	---	---	163,193,742.78
Capital Improvements	368,085.75	13,872.11	35,458.04	---	309,874.74	---	---	---	---	---	727,290.64
Program Specific (Note 8)	2,570,863,850.26	3,226,501,920.74	110,486,521.24	---	---	---	---	5,488,222.02	10,237,365.76	---	5,923,577,880.02
Corrections											
Personal Service	315,940,798.98	1,842,557.57	---	---	---	---	8,535,886.78	---	---	---	326,319,243.33
Expense and Equipment	199,729,957.74	2,958,168.26	9,634.75	---	456,366.31	---	22,064,311.63	---	---	---	225,218,438.69
Capital Improvements	5,507,331.54	2,730,922.21	---	---	2,510,395.63	---	52,375.98	---	---	---	10,801,025.36
Program Specific (Note 8)	6,155.15	---	---	---	---	---	---	---	---	---	6,155.15
Transfers Out											
Appropriated	4,406,278,386.60	207,808,320.47	1,327,385,929.62	115,699.06	62,327,857.82	385.00	238,944,742.31	16,203,370.61	1,660,081.06	20,899,760.90	6,281,624,533.45
Court Ordered Desegregation Payments (Note 4)	15,000,000.00	---	---	---	---	---	---	---	---	---	15,000,000.00
Totals	\$ 10,917,319,615.03	\$ 5,659,274,329.10	\$ 6,683,714,075.98	\$ 95,264,446.62	\$ 1,406,173,464.40	\$ 5,635.00	\$ 436,838,957.85	\$ 155,780,986.06	\$ 687,143,787.76	\$ 52,389,559.20	\$ 26,093,904,857.00

The notes are an integral part of this report.

**STATE OF MISSOURI
SUMMARY OF APPROPRIATIONS BY FUND GROUP
FOR THE APPROPRIATION YEAR 2005**

	<u>Appropriations</u>	<u>Expenditures and Appropriated Transfers Out</u>	<u>Reappropriations to 2006</u>	<u>Lapse of Appropriations</u>
General Fund:				
General Revenue Funds	\$ 11,658,701,922.27	\$ 10,917,319,615.03	\$ 32,703,907.00	\$ 708,678,400.24
Federal Funds	6,567,229,541.30	5,659,274,329.10	100,402,411.00	807,552,801.20
Special Revenue Funds	7,549,183,510.52	6,683,714,075.98	28,545,389.00	836,924,045.54
Debt Service Funds	95,264,455.00	95,264,446.62	---	8.38
Capital Projects Funds	1,629,232,160.72	1,406,173,464.40	60,554,058.00	162,504,638.32
Permanent Funds	35,554.00	5,635.00	---	29,919.00
Enterprise Funds	464,571,698.18	436,838,957.85	2,662,350.00	25,070,390.33
Internal Service Funds	215,718,153.62	155,780,986.06	3,967,652.00	55,969,515.56
Agency and Trust Funds:				
Agency	710,238,987.00	687,143,787.76	---	23,095,199.24
Private Purpose Trust	56,546,762.00	52,389,559.20	---	4,157,202.80
Totals	<u>\$ 28,946,722,744.61</u>	<u>\$ 26,093,904,857.00</u>	<u>\$ 228,835,767.00</u>	<u>\$ 2,623,982,120.61</u>

The notes are an integral part of this report.

STATE OF MISSOURI
SUMMARY OF APPROPRIATIONS BY FUND AND DEPARTMENT
GENERAL FUND
FOR THE APPROPRIATION YEAR 2005

	<u>Appropriations</u>	<u>Expenditures and Appropriated Transfers Out</u>	<u>Reappropriations to 2006</u>	<u>Lapse of Appropriations</u>
<u>GENERAL REVENUE FUNDS</u>				
<u>General Revenue - 0101</u>				
Legislature	\$ 31,352,538.00	\$ 29,368,979.98	\$ ---	\$ 1,983,558.02
Judiciary	167,483,215.20	166,207,980.94	---	1,275,234.26
Executive	45,194,049.02	43,514,294.90	---	1,679,754.12
Office of Administration	153,383,460.52	149,045,921.18	---	4,337,539.34
Agriculture	10,260,193.54	9,427,303.00	---	832,890.54
Economic Development	11,098,139.76	9,511,811.01	---	1,586,328.75
Elementary and Secondary Education	213,802,151.44	212,096,870.35	---	1,705,281.09
Higher Education	838,720,445.70	809,426,610.93	1,587,068.00	27,706,766.77
Health and Senior Services	83,419,657.66	71,965,721.23	---	11,453,936.43
Transportation	8,396,579.00	8,107,188.31	---	289,390.69
Labor and Industrial Relations	2,359,904.48	2,142,765.94	---	217,138.54
Mental Health	524,723,769.31	515,363,378.40	---	9,360,390.91
Natural Resources	12,010,617.36	11,275,771.90	---	734,845.46
Public Safety	48,037,378.75	44,218,258.49	148,545.00	3,670,575.26
Revenue	1,367,713,701.73	1,137,394,266.82	---	230,319,434.91
Social Services	1,479,206,128.54	1,450,238,101.56	---	28,968,026.98
Corrections	532,775,986.06	514,438,313.96	---	18,337,672.10
<u>Uncompensated Care - 0108</u>				
Social Services	91,000,001.00	91,000,000.00	---	1.00
<u>Facilities Maintenance Reserve - 0124</u>				
Office of Administration	15,376,746.39	1,473,095.84	13,354,236.00	549,414.55
Agriculture	1,420,931.24	1,153,629.19	262,875.00	4,427.05
Economic Development	251,033.00	197,296.74	53,730.00	6.26
Elementary and Secondary Education	2,004,537.03	955,327.46	1,012,988.00	36,221.57
Labor and Industrial Relations	54,740.54	39,440.03	7,999.00	7,301.51
Mental Health	13,034,551.01	5,269,363.55	7,556,089.00	209,098.46
Natural Resources	2,124,356.36	1,520,580.02	602,999.00	777.34
Public Safety	1,527,925.66	1,067,661.65	427,635.00	32,629.01
Revenue	26.00	---	---	26.00
Social Services	843,591.22	505,155.17	316,723.00	21,713.05
Corrections	14,240,072.23	6,745,929.45	7,373,020.00	121,122.78
<u>State Property Preservation - 0128</u>				
Office of Administration	1.00	---	---	1.00
<u>Intergovernmental Transfer - 0139</u>				
Natural Resources	62,500.35	61,501.64	---	998.71
Social Services	114,718,331.26	75,910,819.01	---	38,807,512.25
<u>Federal Reimbursement Allowance - 0142</u>				
Social Services	836,820,797.00	792,794,139.45	---	44,026,657.55

**STATE OF MISSOURI
SUMMARY OF APPROPRIATIONS BY FUND AND DEPARTMENT
GENERAL FUND
FOR THE APPROPRIATION YEAR 2005**

	<u>Appropriations</u>	<u>Expenditures and Appropriated Transfers Out</u>	<u>Reappropriations to 2006</u>	<u>Lapse of Appropriations</u>
<u>Pharmacy Reimbursement Allowance - 0144</u>				
Social Services	63,148,557.00	62,301,708.75	---	846,848.25
<u>Child Support Enforcement Collections - 0169</u>				
Economic Development	567,950.00	566,833.51	---	1,116.49
Revenue	2,621,930.00	2,621,910.12	---	19.88
Social Services	14,321,691.00	12,682,571.85	---	1,639,119.15
<u>Missouri Technology Investment - 0172</u>				
Economic Development	3,651,436.00	3,472,434.23	---	179,001.77
<u>Missouri Water Development - 0174</u>				
Office of Administration	550,000.00	545,861.64	---	4,138.36
<u>General Revenue Reimbursements - 0176</u>				
Mental Health	4,544,329.00	4,461,024.05	---	83,304.95
<u>Nursing Facility Federal Reimbursement Allowance - 0196</u>				
Social Services	236,535,224.00	236,353,698.05	---	181,525.95
<u>Post Closure - 0198</u>				
Natural Resources	141,599.00	3,086.32	---	138,512.68
<u>Attorney General's Court Costs - 0603</u>				
Executive	187,000.00	187,000.00	---	---
<u>Attorney General's Anti-Trust - 0666</u>				
Executive	599,613.04	263,924.47	---	335,688.57
<u>State Elections Subsidy - 0686</u>				
Office of Administration	400,000.00	122,386.33	---	277,613.67
<u>State Legal Expense - 0692</u>				
Office of Administration	10,027,435.00	10,021,311.01	---	6,123.99
Subtotals	<u>6,960,714,821.40</u>	<u>6,496,041,228.43</u>	<u>32,703,907.00</u>	<u>431,969,685.97</u>
<u>FEDERAL FUNDS</u>				
<u>Vocational Rehabilitation - 0104</u>				
Office of Administration	530,000.00	202,645.31	---	327,354.69
Elementary and Secondary Education	133,781,617.31	117,749,775.77	---	16,031,841.54

**STATE OF MISSOURI
SUMMARY OF APPROPRIATIONS BY FUND AND DEPARTMENT
GENERAL FUND
FOR THE APPROPRIATION YEAR 2005**

	<u>Appropriations</u>	<u>Expenditures and Appropriated Transfers Out</u>	<u>Reappropriations to 2006</u>	<u>Lapse of Appropriations</u>
<u>Elementary and Secondary Education - 0105</u>				
Office of Administration	555,000.00	188,940.59	---	366,059.41
Elementary and Secondary Education	837,006,321.00	724,930,742.19	---	112,075,578.81
<u>Office of the State Public Defender - 0112</u>				
Judiciary	125,000.00	---	---	125,000.00
<u>Pharmacy Rebates - 0114</u>				
Social Services	96,581,469.00	96,578,625.30	---	2,843.70
<u>State Auditor - 0115</u>				
Executive	523,399.00	260,279.05	---	263,119.95
Office of Administration	2,000.00	481.13	---	1,518.87
<u>Higher Education - 0116</u>				
Higher Education	5,270,175.84	2,362,316.06	---	2,907,859.78
<u>Commission on Human Rights - 0117</u>				
Labor and Industrial Relations	1,023,267.00	887,565.76	---	135,701.24
<u>Community Development Block Grant (Pass-through) - 0118</u>				
Economic Development	33,795,000.00	33,794,067.37	---	932.63
<u>Third Party Liability Collections - 0120</u>				
Judiciary	356,912.00	254,614.99	---	102,297.01
Office of Administration	9,000.00	5,971.81	---	3,028.19
Social Services	24,917,099.40	9,028,118.55	---	15,888,980.85
<u>Juvenile Accountability Incentive - 0121</u>				
Public Safety	5,256,499.00	3,220,751.21	---	2,035,747.79
<u>Labor and Industrial Relations Administration - 0122</u>				
Office of Administration	6,500.00	5,382.81	---	1,117.19
Labor and Industrial Relations	14,457,907.00	8,442,543.47	---	6,015,363.53
<u>Community Development Block Grant (Administration) - 0123</u>				
Economic Development	1,116,681.00	650,916.38	---	465,764.62
<u>Transportation - 0126</u>				
Transportation	96,122,296.00	35,937,018.71	---	60,185,277.29
<u>DESE - Medicaid - 0127</u>				
Elementary and Secondary Education	33,299,954.00	25,536,115.55	---	7,763,838.45
<u>Economic Development - 0129</u>				
Economic Development	450,205.00	---	---	450,205.00

**STATE OF MISSOURI
SUMMARY OF APPROPRIATIONS BY FUND AND DEPARTMENT
GENERAL FUND
FOR THE APPROPRIATION YEAR 2005**

	<u>Appropriations</u>	<u>Expenditures and Appropriated Transfers Out</u>	<u>Reappropriations to 2006</u>	<u>Lapse of Appropriations</u>
<u>Corrections - 0130</u>				
Office of Administration	3,000.00	1,342.00	---	1,658.00
Corrections	42,170,429.83	7,531,648.04	27,121,579.00	7,517,202.79
<u>Revenue - 0132</u>				
Revenue	9,001,789.00	6,322,476.52	---	2,679,312.48
<u>Agriculture - 0133</u>				
Agriculture	5,490,357.00	1,962,334.55	---	3,528,022.45
<u>Office of Administration - 0135</u>				
Office of Administration	20,439,423.55	5,016,536.69	---	15,422,886.86
<u>Attorney General - 0136</u>				
Executive	5,042,293.00	2,384,224.45	---	2,658,068.55
Office of Administration	5,393.00	4,631.96	---	761.04
<u>Supreme Court - 0137</u>				
Judiciary	17,117,291.00	5,560,291.75	---	11,556,999.25
Office of Administration	1,000.00	---	---	1,000.00
<u>Missouri Council on the Arts - 0138</u>				
Economic Development	964,748.00	468,057.93	---	496,690.07
<u>Natural Resources - 0140</u>				
Office of Administration	943,765.00	872,831.95	69,312.00	1,621.05
Natural Resources	63,267,924.19	34,384,074.43	---	28,883,849.76
<u>Management Information Systems - 0141</u>				
Economic Development	2,200,000.00	---	---	2,200,000.00
<u>Health - 0143</u>				
Office of Administration	60,000.00	57,831.93	---	2,168.07
Health and Senior Services	337,198,242.02	293,341,861.51	---	43,856,380.51
<u>State Emergency Management - 0145</u>				
Public Safety	56,535,099.00	42,499,116.05	---	14,035,982.95
<u>Mental Health Intergovernmental Transfer - 0147</u>				
Mental Health	10,000,000.00	9,813,563.00	---	186,437.00
<u>Mental Health - 0148</u>				
Office of Administration	40,000.00	29,518.24	---	10,481.76
Mental Health	417,422,871.91	350,625,155.83	---	66,797,716.08
<u>Highway Safety - 0149</u>				
Transportation	18,610,158.00	15,051,360.24	---	3,558,797.76
Public Safety	90.00	---	---	90.00

**STATE OF MISSOURI
SUMMARY OF APPROPRIATIONS BY FUND AND DEPARTMENT
GENERAL FUND
FOR THE APPROPRIATION YEAR 2005**

	<u>Appropriations</u>	<u>Expenditures and Appropriated Transfers Out</u>	<u>Reappropriations to 2006</u>	<u>Lapse of Appropriations</u>
<u>Secretary of State Records - 0150</u>				
Executive	148,938.90	123,368.08	---	25,570.82
<u>National Endowment for Human Services American Treasury Grant - 0151</u>				
Executive	146,172.00	---	---	146,172.00
<u>Public Safety - 0152</u>				
Office of Administration	15,000.00	2,408.33	---	12,591.67
Public Safety	56,616,156.04	30,682,341.15	---	25,933,814.89
<u>Job Development and Training - 0155</u>				
Office of Administration	20,000.00	15,545.86	---	4,454.14
Economic Development	130,445,797.51	117,535,479.04	---	12,910,318.47
<u>Election Admin Improvement - 0157</u>				
Executive	63,883,364.00	10,202,365.64	---	53,680,998.36
<u>Election Improvement Revolving Loan - 0158</u>				
Executive	232,385.00	232,185.00	---	200.00
<u>Title XIX - 0163</u>				
Social Services	2,823,162,057.00	2,663,399,505.17	---	159,762,551.83
<u>Family Services Donations - 0167</u>				
Social Services	134,000.00	100,747.22	---	33,252.78
<u>Aging Donations - 0168</u>				
Health and Senior Services	50,000.00	---	---	50,000.00
<u>Missouri Veterans Commission - 0184</u>				
Public Safety	3,440,659.30	953,502.49	---	2,487,156.81
<u>MCSAP - Transportation - 0185</u>				
Economic Development	24,024.00	---	---	24,024.00
Transportation	1,350,000.00	1,001,115.44	---	348,884.56
<u>Labor Standards - 0186</u>				
Office of Administration	2,000.00	339.92	---	1,660.08
Labor and Industrial Relations	1,522,180.00	745,118.33	---	777,061.67
<u>Governor's Committee on Employment of the Handicapped - 0188</u>				
Office of Administration	996,966.00	733,686.46	---	263,279.54
Labor and Industrial Relations	20,120.08	18,255.96	---	1,864.12
<u>Federal and Other - 0189</u>				
Social Services	53,000.00	33,124.71	---	19,875.29

**STATE OF MISSOURI
SUMMARY OF APPROPRIATIONS BY FUND AND DEPARTMENT
GENERAL FUND
FOR THE APPROPRIATION YEAR 2005**

	<u>Appropriations</u>	<u>Expenditures and Appropriated Transfers Out</u>	<u>Reappropriations to 2006</u>	<u>Lapse of Appropriations</u>
<u>Adjutant General - 0190</u>				
Office of Administration	16,668.00	16,667.34	---	0.66
Public Safety	129,926,129.98	24,837,086.02	73,211,520.00	31,877,523.96
<u>Crime Victims - 0191</u>				
Labor and Industrial Relations	2,262,671.00	1,573,926.88	---	688,744.12
<u>Insurance - 0192</u>				
Insurance	450,000.00	439,247.85	---	10,752.15
<u>Secretary of State - 0195</u>				
Executive	3,507,896.00	2,218,449.16	---	1,289,446.84
Office of Administration	8,500.00	6,250.00	---	2,250.00
<u>Community Service Commission - 0197</u>				
Economic Development	3,339,289.00	2,388,789.78	---	950,499.22
<u>Temporary Assistance for Needy Families - 0199</u>				
Office of Administration	5,000.00	206.22	---	4,793.78
Social Services	160,268,720.00	154,113,119.27	---	6,155,600.73
<u>Family Services - Administrative - 0610</u>				
Office of Administration	277,700.00	112,278.75	---	165,421.25
Social Services	602,640,478.44	558,771,323.96	---	43,869,154.48
<u>Missouri Disaster - 0663</u>				
Public Safety	12,230,000.00	12,229,613.11	---	386.89
<u>Abandoned Mine Reclamation - 0697</u>				
Natural Resources	692,433.00	592,371.95	---	100,061.05
<u>Unemployment Compensation Administration - 0948</u>				
Office of Administration	60,000.00	21,748.55	---	38,251.45
Labor and Industrial Relations	45,769,627.00	32,402,111.91	---	13,367,515.09
Subtotals	<u>6,335,418,109.30</u>	<u>5,451,466,008.63</u>	<u>100,402,411.00</u>	<u>783,549,689.67</u>
Appropriated Transfers Out	4,914,798,532.87	4,614,086,707.07	---	300,711,825.80
Court Ordered Desegregation Payments	<u>15,000,000.00</u>	<u>15,000,000.00</u>	<u>---</u>	<u>---</u>
Totals	<u>\$ 18,225,931,463.57</u>	<u>\$ 16,576,593,944.13</u>	<u>\$ 133,106,318.00</u>	<u>\$ 1,516,231,201.44</u>

**STATE OF MISSOURI
SUMMARY OF APPROPRIATIONS BY FUND AND DEPARTMENT
SPECIAL REVENUE FUNDS
FOR THE APPROPRIATION YEAR 2005**

	<u>Appropriations</u>	<u>Expenditures and Appropriated Transfers Out</u>	<u>Reappropriations to 2006</u>	<u>Lapse of Appropriations</u>
<u>Marguerite Ross Barnett</u>				
<u>Scholarship - 0131</u>				
Higher Education	\$ 460,000.00	\$ 454,931.00	\$ ---	\$ 5,069.00
<u>Utlilcare Stabilization - 0134</u>				
Natural Resources	100.00	---	---	100.00
<u>Motorcycle Safety Trust - 0246</u>				
Transportation	316,510.00	316,509.64	---	0.36
<u>School District Bonds - 0248</u>				
Elementary and Secondary Education	450,000.00	450,000.00	---	---
<u>Compulsive Gamblers - 0249</u>				
Mental Health	454,188.00	311,856.51	---	142,331.49
Public Safety	40,000.00	39,816.13	---	183.87
<u>Missouri Crime Prevention</u>				
<u>Information and Programing - 0253</u>				
Public Safety	50,000.00	226.11	---	49,773.89
<u>Missouri Housing Trust - 0254</u>				
Economic Development	6,000,235.00	6,000,234.34	---	0.66
<u>Treasurer's Information - 0255</u>				
Executive	504,135.00	411,319.03	---	92,815.97
<u>Elevator Safety - 0257</u>				
Public Safety	279,600.00	230,112.02	---	49,487.98
<u>Missouri Arts Council Trust - 0262</u>				
Office of Administration	2,390.00	2,389.21	---	0.79
Economic Development	4,695,659.00	2,139,349.93	---	2,556,309.07
<u>Missouri Commission for the Deaf</u>				
<u>Board of Certification of</u>				
<u>Interpreters - 0264</u>				
Elementary and Secondary Education	125,000.00	82,284.89	---	42,715.11
<u>Secretary of State's Technology</u>				
<u>Trust Fund Account - 0266</u>				
Executive	3,003,401.00	2,240,112.85	---	763,288.15
<u>Missouri Air Emission</u>				
<u>Reduction - 0267</u>				
Office of Administration	500.00	170.53	---	329.47
Natural Resources	1,686,108.75	908,943.53	---	777,165.22
<u>Missouri National Guard</u>				
<u>Training Site - 0269</u>				
Public Safety	280,972.00	279,217.40	---	1,754.60

**STATE OF MISSOURI
SUMMARY OF APPROPRIATIONS BY FUND AND DEPARTMENT
SPECIAL REVENUE FUNDS
FOR THE APPROPRIATION YEAR 2005**

	<u>Appropriations</u>	<u>Expenditures and Appropriated Transfers Out</u>	<u>Reappropriations to 2006</u>	<u>Lapse of Appropriations</u>
<u>Statewide Court Automation - 0270</u>				
Judiciary	5,009,944.00	3,750,390.61	---	1,259,553.39
<u>Nursing Facility Quality of Care - 0271</u>				
Office of Administration	10,000.00	2,200.36	---	7,799.64
Health and Senior Services	3,389,852.00	1,459,973.03	---	1,929,878.97
Social Services	103,225.76	102,957.38	---	268.38
<u>Tourism Supplemental Revenue - 0274</u>				
Office of Administration	8,000.00	4,595.55	---	3,404.45
Economic Development	19,318,244.26	15,120,618.03	---	4,197,626.23
<u>Health Initiatives - 0275</u>				
Office of Administration	6,000.00	389.23	---	5,610.77
Health and Senior Services	5,407,881.00	5,243,305.38	---	164,575.62
Mental Health	5,969,395.00	5,648,964.82	---	320,430.18
Revenue	78,829.00	70,879.54	---	7,949.46
Social Services	20,550,263.00	19,641,984.41	---	908,278.59
<u>Health Access Incentive - 0276</u>				
Health and Senior Services	3,198,282.00	3,082,017.81	---	116,264.19
<u>Business Extension Service Team - 0280</u>				
Economic Development	1,854,000.00	31,797.30	---	1,822,202.70
<u>Peace Officers Standards and Training Commission - 0281</u>				
Public Safety	1,500,000.00	1,351,379.07	---	148,620.93
<u>Independent Living Center - 0284</u>				
Elementary and Secondary Education	590,556.00	550,556.00	---	40,000.00
<u>Gaming Proceeds for Education - 0285</u>				
Revenue	42,000.00	41,918.09	---	81.91
<u>Gaming Commission - 0286</u>				
Executive	212,621.00	130,001.60	---	82,619.40
Office of Administration	3,000.00	2,783.04	---	216.96
Public Safety	18,125,211.99	14,570,297.31	---	3,554,914.68
Revenue	5,000.00	---	---	5,000.00
Social Services	500,000.00	446,251.23	---	53,748.77
<u>Outstanding Schools Trust - 0287</u>				
Elementary and Secondary Education	396,200,000.00	396,115,334.25	---	84,665.75
<u>Mental Health Earnings - 0288</u>				
Mental Health	3,890,800.00	3,814,420.92	---	76,379.08

**STATE OF MISSOURI
SUMMARY OF APPROPRIATIONS BY FUND AND DEPARTMENT
SPECIAL REVENUE FUNDS
FOR THE APPROPRIATION YEAR 2005**

	<u>Appropriations</u>	<u>Expenditures and Appropriated Transfers Out</u>	<u>Reappropriations to 2006</u>	<u>Lapse of Appropriations</u>
<u>Bingo Proceeds for Education - 0289</u>				
Elementary and Secondary Education	7,036,577.06	4,746,064.05	1,744,343.00	546,170.01
Higher Educations	500,000.00	---	500,000.00	---
Public Safety	5,000.00	---	---	5,000.00
<u>Highway - Grade Crossing Safety Account - 0290</u>				
Transportation	2,832,307.00	679,981.23	---	2,152,325.77
<u>Lottery Proceeds - 0291</u>				
Office of Administration	25,000.00	---	---	25,000.00
Elementary and Secondary Education	148,739,067.00	148,286,978.76	---	452,088.24
Higher Education	78,771,410.76	73,992,900.27	2,574,548.00	2,203,962.49
<u>Animal Health Laboratory Fee - 0292</u>				
Agriculture	594,315.00	357,836.66	---	236,478.34
<u>Mammography - 0293</u>				
Health and Senior Services	72,502.00	32,421.37	---	40,080.63
<u>Animal Care Reserve - 0295</u>				
Agriculture	587,268.00	300,472.11	---	286,795.89
<u>Aging - Elderly Home Delivered Meals Trust - 0296</u>				
Health and Senior Services	430,000.00	91,806.00	---	338,194.00
Revenue	22,204.00	15,297.44	---	6,906.56
<u>Highway Patrol Inspection - 0297</u>				
Public Safety	37,725.00	37,720.18	---	4.82
<u>Missouri Public Health Services - 0298</u>				
Health and Senior Services	3,106,920.04	2,575,935.21	---	530,984.83
<u>Livestock Brands - 0299</u>				
Agriculture	41,371.00	16,461.87	---	24,909.13
<u>Commodity Council Merchandising - 0406</u>				
Office of Administration	100.00	2.58	---	97.42
Agriculture	260,681.00	209,695.29	---	50,985.71
<u>First Steps - 0499</u>				
Elementary and Secondary Education	6,000,000.00	---	---	6,000,000.00
<u>Statutory Revision - 0546</u>				
Legislature	107,691.00	73,851.17	---	33,839.83
<u>Credit Unions - 0548</u>				
Office of Administration	5,000.00	22.74	---	4,977.26
Economic Development	930,430.00	845,103.20	---	85,326.80

**STATE OF MISSOURI
SUMMARY OF APPROPRIATIONS BY FUND AND DEPARTMENT
SPECIAL REVENUE FUNDS
FOR THE APPROPRIATION YEAR 2005**

	<u>Appropriations</u>	<u>Expenditures and Appropriated Transfers Out</u>	<u>Reappropriations to 2006</u>	<u>Lapse of Appropriations</u>
<u>Finance - 0550</u>				
Office of Administration	902.00	901.34	---	0.66
Economic Development	5,382,191.50	4,970,642.36	---	411,549.14
<u>Insurance Examiners - 0552</u>				
Office of Administration	6,000.00	3,385.77	---	2,614.23
Insurance	7,229,253.00	6,142,737.49	---	1,086,515.51
<u>Natural Resources Protection - 0555</u>				
Natural Resources	573,934.41	446,384.92	---	127,549.49
<u>Deaf Relay Service - 0559</u>				
Office of Administration	2,163,045.00	1,392,178.63	---	770,866.37
Economic Development	5,000,000.00	3,523,270.59	---	1,476,729.41
Labor and Industrial Relations	23,847.88	18,256.04	---	5,591.84
<u>Missouri Community College Job Training Program - 0563</u>				
Economic Development	16,000,000.00	6,847,303.72	---	9,152,696.28
<u>Professional and Practical Nursing Student Loan and Nurse Loan Repayment - 0565</u>				
Health and Senior Services	588,235.00	527,351.04	---	60,883.96
<u>Insurance Dedicated - 0566</u>				
Office of Administration	15,000.00	1,683.57	---	13,316.43
Insurance	6,709,022.00	5,833,723.26	---	875,298.74
<u>International Trade Show Revolving - 0567</u>				
Economic Development	125,000.00	124,679.93	---	320.07
<u>Natural Resources Protection - Water Pollution Permit Fee Subaccount - 0568</u>				
Executive	37,899.00	37,899.00	---	---
Office of Administration	201,119.00	172,913.21	28,205.00	0.79
Natural Resources	5,805,651.53	4,731,264.99	---	1,074,386.54
<u>Solid Waste Management - Scrap Tire Subaccount - 0569</u>				
Natural Resources	4,099,810.22	1,117,387.73	---	2,982,422.49
Revenue	20,150.00	315.26	---	19,834.74
<u>Solid Waste Management - 0570</u>				
Executive	38,399.00	38,399.00	---	---
Office of Administration	16,967.00	15,224.74	1,742.00	0.26
Natural Resources	14,168,006.07	8,343,021.33	---	5,824,984.74

**STATE OF MISSOURI
SUMMARY OF APPROPRIATIONS BY FUND AND DEPARTMENT
SPECIAL REVENUE FUNDS
FOR THE APPROPRIATION YEAR 2005**

	<u>Appropriations</u>	<u>Expenditures and Appropriated Transfers Out</u>	<u>Reappropriations to 2006</u>	<u>Lapse of Appropriations</u>
<u>Missouri Qualified Fuel Ethanol Producer Incentive - 0571</u>				
Agriculture	6,367,800.00	5,340,834.00	---	1,026,966.00
<u>Aquaculture Marketing Development - 0573</u>				
Agriculture	33,095.00	14,809.58	---	18,285.42
<u>Metallic Minerals Waste Management - 0575</u>				
Natural Resources	89,016.18	72,965.42	---	16,050.76
<u>Local Records Preservation - 0577</u>				
Executive	1,835,706.54	1,428,058.87	---	407,647.67
<u>Spinal Cord Injury - 0578</u>				
Higher Education	375,000.00	272,808.00	---	102,192.00
<u>Veterans' Trust - 0579</u>				
Public Safety	77,301.00	71,531.31	---	5,769.69
<u>Livestock Sales and Markets Fees - 0581</u>				
Agriculture	33,181.00	6,927.53	---	26,253.47
<u>Manufactured Housing - 0582</u>				
Economic Development	571,695.87	330,221.68	---	241,474.19
<u>Natural Resources Protection - Air Pollution Asbestos Fee Subaccount - 0584</u>				
Office of Administration	500.00	48.75	---	451.25
Natural Resources	356,746.84	246,954.50	---	109,792.34
<u>Underground Storage Tank Regulation Program - 0586</u>				
Natural Resources	120,156.15	88,818.05	---	31,338.10
<u>Chemical Emergency Preparedness - 0587</u>				
Public Safety	988,477.00	674,671.37	---	313,805.63
<u>Motor Vehicle Commission - 0588</u>				
Executive	45,892.00	37,180.89	---	8,711.11
Revenue	1,034,339.00	940,919.98	---	93,419.02
<u>Health Spa Regulatory - 0589</u>				
Executive	5,000.00	5,000.00	---	---

**STATE OF MISSOURI
SUMMARY OF APPROPRIATIONS BY FUND AND DEPARTMENT
SPECIAL REVENUE FUNDS
FOR THE APPROPRIATION YEAR 2005**

	<u>Appropriations</u>	<u>Expenditures and Appropriated Transfers Out</u>	<u>Reappropriations to 2006</u>	<u>Lapse of Appropriations</u>
<u>Missouri CASA - 0590</u>				
Judiciary	200,000.00	80,041.01	---	119,958.99
<u>State Forensic Laboratory - 0591</u>				
Public Safety	326,000.00	254,843.42	---	71,156.58
<u>Services to Victims - 0592</u>				
Public Safety	3,500,000.00	2,766,428.39	---	733,571.61
<u>Natural Resources Protection - Air Pollution Permit Fee Subaccount - 0594</u>				
Executive	37,875.00	37,875.00	---	---
Office of Administration	50,795.00	42,376.13	6,843.00	1,575.87
Natural Resources	8,439,274.38	6,573,362.13	---	1,865,912.25
<u>Missouri Main Street Program - 0596</u>				
Economic Development	40,590.00	40,590.00	---	---
<u>Medical School Loan and Loan Repayment Program - 0598</u>				
Health and Senior Services	50,000.00	24,000.00	---	26,000.00
<u>Video Instructional Development and Educational Opportunity - 0599</u>				
Office of Administration	14,500.00	---	---	14,500.00
<u>Missouri Job Development - 0600</u>				
Economic Development	9,958,257.37	9,638,480.37	---	319,777.00
<u>Children's Service Commission - 0601</u>				
Office of Administration	10,000.00	---	---	10,000.00
<u>Water and Wastewater Loan Revolving - 0602</u>				
Natural Resources	381,616,744.35	82,193,240.83	---	299,423,503.52
<u>Missouri Breeders - 0605</u>				
Public Safety	5,000.00	---	---	5,000.00
<u>Public Service Commission - 0607</u>				
Office of Administration	7,277.00	7,276.79	---	0.21
Economic Development	14,759,799.22	11,756,741.33	---	3,003,057.89
<u>Conservation Commission - 0609</u>				
Executive	41,620.00	35,942.49	---	5,677.51
Office of Administration	1,422,463.00	1,335,805.35	---	86,657.65
Conservation	186,634,265.10	141,152,636.43	15,176,625.00	30,305,003.67
Revenue	710,876.00	710,854.18	---	21.82

**STATE OF MISSOURI
SUMMARY OF APPROPRIATIONS BY FUND AND DEPARTMENT
SPECIAL REVENUE FUNDS
FOR THE APPROPRIATION YEAR 2005**

	<u>Appropriations</u>	<u>Expenditures and Appropriated Transfers Out</u>	<u>Reappropriations to 2006</u>	<u>Lapse of Appropriations</u>
<u>Parks Sales Tax - 0613</u>				
Executive	19,483.00	18,743.75	---	739.25
Office of Administration	350,000.00	115,127.25	---	234,872.75
Natural Resources	40,775,482.68	27,071,453.00	6,489,293.00	7,214,736.68
<u>Soil and Water Sales Tax - 0614</u>				
Executive	32,109.00	32,065.75	---	43.25
Office of Administration	179,070.00	164,084.85	14,984.00	1.15
Natural Resources	45,561,546.84	35,610,691.59	---	9,950,855.25
<u>Apple Merchandising - 0615</u>				
Agriculture	12,000.00	5,000.00	---	7,000.00
<u>State School Money - 0616</u>				
Office of Administration	38,460.00	34,650.80	---	3,809.20
Elementary and Secondary Education	2,246,907,105.00	2,241,197,079.17	---	5,710,025.83
Revenue	50,000.00	44,074.35	---	5,925.65
<u>Handicapped Children's Trust - 0618</u>				
Elementary and Secondary Education	166,175.00	---	---	166,175.00
<u>Social Services Educational Improvement - 0620</u>				
Office of Administration	28,100.00	1,235.86	---	26,864.14
Social Services	5,592,576.00	5,591,618.97	---	957.03
<u>Blind Pension - 0621</u>				
Social Services	24,614,632.00	23,202,154.66	---	1,412,477.34
<u>Tort Victims' Compensation - 0622</u>				
Labor and Industrial Relations	985,956.00	928,234.91	---	57,721.09
<u>State Seminary Money - 0623</u>				
Higher Education	250,000.00	141,231.27	---	108,768.73
<u>Livestock Dealer Law Enforcement and Administration - 0624</u>				
Agriculture	12,482.00	---	---	12,482.00
<u>Board of Accountancy - 0627</u>				
Economic Development	438,546.00	387,884.35	---	50,661.65
<u>Board of Barber Examiners - 0628</u>				
Economic Development	39,271.00	34,403.96	---	4,867.04
<u>Board of Podiatric Medicine - 0629</u>				
Economic Development	21,681.00	7,747.57	---	13,933.43
<u>Board of Chiropractic Examiners - 0630</u>				
Economic Development	151,052.00	101,883.34	---	49,168.66

**STATE OF MISSOURI
SUMMARY OF APPROPRIATIONS BY FUND AND DEPARTMENT
SPECIAL REVENUE FUNDS
FOR THE APPROPRIATION YEAR 2005**

	<u>Appropriations</u>	<u>Expenditures and Appropriated Transfers Out</u>	<u>Reappropriations to 2006</u>	<u>Lapse of Appropriations</u>
<u>Merchandising Practices</u>				
<u>Revolving - 0631</u>				
Executive	2,768,669	1,700,650.78	---	1,068,017.74
<u>Board of Cosmetology - 0632</u>				
Economic Development	259,418.00	259,371.13	---	46.87
<u>Board of Embalmers and Funeral Directors - 0633</u>				
Economic Development	149,634.00	70,078.81	---	79,555.19
<u>Board of Registration for Healing Arts - 0634</u>				
Economic Development	2,517,394.00	2,068,459.74	---	448,934.26
<u>Board of Nursing - 0635</u>				
Office of Administration	10,000.00	2,080.00	---	7,920.00
Economic Development	1,960,220.00	1,424,518.00	---	535,702.00
<u>Board of Optometry - 0636</u>				
Economic Development	42,604.00	33,749.89	---	8,854.11
<u>Board of Pharmacy - 0637</u>				
Economic Development	1,353,961.00	1,062,534.32	---	291,426.68
<u>Missouri Real Estate Commission - 0638</u>				
Office of Administration	1,750.00	1,750.00	---	---
Economic Development	1,160,786.00	843,076.63	---	317,709.37
<u>Veterinary Medical Board - 0639</u>				
Economic Development	111,096.00	80,589.45	---	30,506.55
<u>Health Care Treatment and Access Account - 0640</u>				
Higher Education	1,896,080.18	848,525.24	---	1,047,554.94
Mental Health	2,077,681.00	2,077,681.00	---	---
Social Services	50,959,100.00	50,959,100.00	---	---
<u>Tobacco Prevention, Education, and Cessation Account - 0643</u>				
Office of Administration	203.00	202.69	---	0.31
Mental Health	300,000.00	300,000.00	---	---
Public Safety	134,664.00	113,982.15	---	20,681.85
<u>Highway Department - 0644</u>				
Office of Administration	590,371.00	583,535.80	---	6,835.20
Transportation	437,891,756.00	413,241,621.54	---	24,650,134.46
Public Safety	145,047,140.59	135,435,481.01	1,090,112.00	8,521,547.58
Revenue	60,022,947.04	56,055,834.10	---	3,967,112.94

**STATE OF MISSOURI
SUMMARY OF APPROPRIATIONS BY FUND AND DEPARTMENT
SPECIAL REVENUE FUNDS
FOR THE APPROPRIATION YEAR 2005**

	<u>Appropriations</u>	<u>Expenditures and Appropriated Transfers Out</u>	<u>Reappropriations to 2006</u>	<u>Lapse of Appropriations</u>
<u>Milk Inspection Fees - 0645</u>				
Agriculture	1,782,412.96	962,370.39	---	820,042.57
<u>Health Document Services - 0646</u>				
Health and Senior Services	916,412.00	580,360.00	---	336,052.00
<u>Grain Inspection Fees - 0647</u>				
Office of Administration	20,000.00	10,626.91	---	9,373.09
Agriculture	2,050,049.00	1,260,974.16	---	789,074.84
<u>Petition Audit Revolving Trust - 0648</u>				
Executive	839,231.00	156,314.97	---	682,916.03
<u>Water and Wastewater Loan - 0649</u>				
Natural Resources	134,027,693.26	38,680,111.89	---	95,347,581.37
<u>Tourism Marketing - 0650</u>				
Economic Development	15,000.00	15,000.00	---	---
<u>Excellence In Education - 0651</u>				
Elementary and Secondary Education	2,934,010.00	2,261,889.63	---	672,120.37
<u>Workers' Compensation - 0652</u>				
Executive	581,420.92	464,355.45	---	117,065.47
Office of Administration	5,000.00	224.59	---	4,775.41
Health and Senior Services	143,763.00	135,540.29	---	8,222.71
Labor and Industrial Relations	11,479,222.74	9,677,155.91	200,000.00	1,602,066.83
Revenue	1,669,902.00	314,398.48	---	1,355,503.52
<u>Workers' Compensation - Second Injury - 0653</u>				
Executive	2,981,155.80	2,747,234.84	---	233,920.96
Office of Administration	25,000.00	6,046.15	---	18,953.85
Labor and Industrial Relations	64,650,000.00	63,503,689.24	---	1,146,310.76
Revenue	248,966.00	9,732.05	---	239,233.95
<u>Health - Donated - 0658</u>				
Health and Senior Services	4,392,852.08	1,024,071.53	---	3,368,780.55
<u>Railroad Expense - 0659</u>				
Transportation	881,401.00	688,282.11	---	193,118.89
<u>Groundwater Protection - 0660</u>				
Natural Resources	490,016.00	389,056.00	---	100,960.00
<u>State Contracted Manufacturing Dairy Plant Inspection and Grading Fee - 0661</u>				
Agriculture	8,000.00	---	---	8,000.00

**STATE OF MISSOURI
SUMMARY OF APPROPRIATIONS BY FUND AND DEPARTMENT
SPECIAL REVENUE FUNDS
FOR THE APPROPRIATION YEAR 2005**

	<u>Appropriations</u>	<u>Expenditures and Appropriated Transfers Out</u>	<u>Reappropriations to 2006</u>	<u>Lapse of Appropriations</u>
<u>Petroleum Inspection - 0662</u>				
Agriculture	2,298,439.00	1,573,415.61	---	725,023.39
Revenue	32,452.00	32,223.48	---	228.52
<u>Energy Set-Aside Program - 0667</u>				
Office of Administration	37,066.00	29,750.39	7,315.00	0.61
Natural Resources	30,995,074.44	19,901,434.13	---	11,093,640.31
<u>State Land Survey Program - 0668</u>				
Natural Resources	1,247,283.00	1,140,406.68	---	106,876.32
<u>Legal Defense and Defender - 0670</u>				
Judiciary	1,968,134.00	1,712,170.50	---	255,963.50
<u>Criminal Record System - 0671</u>				
Public Safety	9,948,843.00	8,461,141.71	---	1,487,701.29
<u>Motor Fuel Tax - 0673</u>				
Revenue	190,670,000.00	190,668,717.54	---	1,282.46
<u>Highway Patrol Academy - 0674</u>				
Public Safety	796,848.00	411,939.65	---	384,908.35
<u>State Transportation - 0675</u>				
Transportation	5,532,217.00	5,415,438.86	---	116,778.14
<u>Hazardous Waste - 0676</u>				
Executive	37,875.00	37,875.00	---	---
Office of Administration	1,434.00	517.30	420.00	496.70
Natural Resources	2,384,322.93	1,891,610.28	---	492,712.65
<u>Dental Board - 0677</u>				
Economic Development	603,214.00	455,575.11	---	147,638.89
<u>State Board of Architects, Engineers and Land Surveyors - 0678</u>				
Economic Development	740,781.00	493,787.67	---	246,993.33
<u>Safe Drinking Water - 0679</u>				
Executive	13,344.00	13,344.00	---	---
Office of Administration	139,842.00	121,887.34	10,152.00	7,802.66
Natural Resources	2,713,751.65	2,165,680.27	---	548,071.38
<u>Missouri Office of Prosecution Services - 0680</u>				
Executive	422,678.80	231,092.88	---	191,585.92
<u>Crime Victims' Compensation - 0681</u>				
Judiciary	632,000.00	632,000.00	---	---
Office of Administration	1,000.00	472.21	---	527.79
Labor and Industrial Relations	6,410,411.04	5,744,249.33	---	666,161.71
Public Safety	1,413,430.00	1,213,135.06	---	200,294.94

**STATE OF MISSOURI
SUMMARY OF APPROPRIATIONS BY FUND AND DEPARTMENT
SPECIAL REVENUE FUNDS
FOR THE APPROPRIATION YEAR 2005**

	<u>Appropriations</u>	<u>Expenditures and Appropriated Transfers Out</u>	<u>Reappropriations to 2006</u>	<u>Lapse of Appropriations</u>
<u>Marketing Development - 0683</u>				
Agriculture	1,610,910.00	1,285,498.32	---	325,411.68
<u>Coal Mine Land Reclamation - 0684</u>				
Natural Resources	974,519.10	100,425.08	---	874,094.02
<u>Fair Share - 0687</u>				
Elementary and Secondary Education	23,027,314.00	23,027,313.71	---	0.29
Revenue	20,000.00	19,588.57	---	411.43
<u>School District Trust - 0688</u>				
Elementary and Secondary Education	710,514,000.00	710,513,384.65	---	615.35
<u>Hazardous Waste Remedial - 0690</u>				
Executive	234,043.00	234,043.00	---	---
Office of Administration	500.00	3.30	---	496.70
Health and Senior Services	248,609.00	234,917.73	---	13,691.27
Natural Resources	1,648,279.97	1,347,402.93	---	300,877.04
<u>Missouri Air Pollution Control - 0691</u>				
Natural Resources	50,428.42	40,212.55	---	10,215.87
<u>Children's Trust - 0694</u>				
Office of Administration	3,726,005.00	2,827,906.99	---	898,098.01
Revenue	250,271.00	250,270.34	---	0.66
<u>Highway Patrol Motor Vehicle Revolving - 0695</u>				
Public Safety	6,044,936.00	5,919,947.95	---	124,988.05
<u>Meramac-Onondaga State Parks - 0698</u>				
Natural Resources	17,093.00	6,849.90	---	10,243.10
<u>Oil and Gas Remedial - 0699</u>				
Natural Resources	23,000.00	---	---	23,000.00
<u>Biodiesel Fuel Revolving - 0730</u>				
Natural Resources	147,786.28	125,612.36	---	22,173.92
<u>Drug Court Resources - 0733</u>				
Judiciary	2,201,300.00	1,995,437.56	---	205,862.44
<u>Missouri Senior RX - 0734</u>				
Office of Administration	12,000.00	7,380.26	---	4,619.74
Health and Senior Services	27,686,383.00	18,038,218.68	---	9,648,164.32
<u>Gear-Up Scholarship - 0737</u>				
Higher Education	200,000.00	40,683.00	---	159,317.00

**STATE OF MISSOURI
SUMMARY OF APPROPRIATIONS BY FUND AND DEPARTMENT
SPECIAL REVENUE FUNDS
FOR THE APPROPRIATION YEAR 2005**

	<u>Appropriations</u>	<u>Expenditures and Appropriated Transfers Out</u>	<u>Reappropriations to 2006</u>	<u>Lapse of Appropriations</u>
<u>Investors Restitution Fund - 0741</u>				
Executive	55,000.00	3,000.00	---	52,000.00
<u>Head Injury - 0742</u>				
Office of Administration	502,400.00	335,639.50	---	166,760.50
<u>Missouri Commission for the Deaf and Hard of Hearing - 0743</u>				
Office of Administration	2,000.00	---	---	2,000.00
Elementary and Secondary Education	50,000.00	641.54	---	49,358.46
<u>Boiler and Pressure Vessels Safety - 0744</u>				
Public Safety	379,123.00	370,112.28	---	9,010.72
<u>Second Capital Commission - 0745</u>				
Office of Administration	100,000.00	---	---	100,000.00
<u>Organic Production and Certification - 0749</u>				
Agriculture	127,500.00	7,251.67	---	120,248.33
<u>Stormwater Loan Revolving - 0754</u>				
Natural Resources	1,014,341.00	---	---	1,014,341.00
<u>Rural Water and Sewer Loan Revolving - 0755</u>				
Natural Resources	190,340.00	---	---	190,340.00
<u>Basic Civil Legal Services - 0757</u>				
Judiciary	3,555,444.00	3,044,001.41	---	511,442.59
<u>Highway Patrol Traffic Records - 0758</u>				
Public Safety	127,852.00	123,505.19	---	4,346.81
<u>Youth Services Products - 0764</u>				
Social Services	25,000.00	---	---	25,000.00
<u>State Supplemental Downtown Development - 0766</u>				
Economic Development	1.00	---	---	1.00
<u>State Supplemental Rural Development - 0767</u>				
Economic Development	1.00	---	---	1.00
<u>DNA Profiling Analysis - 0772</u>				
Public Safety	500,000.00	479,694.77	---	20,305.23
<u>Department of Revenue Specialty Plate - 0775</u>				
Revenue	9,850.00	---	---	9,850.00

**STATE OF MISSOURI
SUMMARY OF APPROPRIATIONS BY FUND AND DEPARTMENT
SPECIAL REVENUE FUNDS
FOR THE APPROPRIATION YEAR 2005**

	<u>Appropriations</u>	<u>Expenditures and Appropriated Transfers Out</u>	<u>Reappropriations to 2006</u>	<u>Lapse of Appropriations</u>
<u>Highway Patrol Expense - 0793</u>				
Public Safety	65,000.00	---	---	65,000.00
<u>Attorney General Trust - 0794</u>				
Executive	759,689.00	759,678.91	---	10.09
<u>Juneteenth Heritage and Jazz Festival and Memorial - 0795</u>				
Economic Development	1.00	---	---	1.00
<u>Library Networking - 0822</u>				
Executive	450,001.00	45,779.32	---	404,221.68
<u>Boll Weevil Suppression and Eradication - 0823</u>				
Agriculture	99,260.00	7,625.18	---	91,634.82
<u>Organ Donor Program - 0824</u>				
Health and Senior Services	359,282.00	256,585.71	---	102,696.29
<u>Child Labor Enforcement - 0826</u>				
Labor and Industrial Relations	200,000.00	31,239.17	---	168,760.83
<u>Youth Opportunities and Violence Prevention - 0827</u>				
Economic Development	250,000.00	---	---	250,000.00
<u>Inmate Incarceration Reimbursement Act Revolving - 0828</u>				
Executive	35,025.00	26,178.67	---	8,846.33
<u>Secretary of State Investor Education Fund - 0829</u>				
Executive	289,122.00	184,442.87	---	104,679.13
<u>Property Reuse - 0830</u>				
Economic Development	1,500,000.00	433,438.00	---	1,066,562.00
<u>State Court Administration Revolving - 0831</u>				
Judiciary	180,000.00	131,809.04	---	48,190.96
<u>Recruitment and Retention Scholarship - 0832</u>				
Natural Resources	50,000.00	---	---	50,000.00
<u>Concentrated Animal Feeding Operation Indemnity - 0834</u>				
Natural Resources	100,000.00	---	---	100,000.00
<u>State Document Preservation - 0836</u>				
Executive	12,355,219.00	549.76	---	12,354,669.24

**STATE OF MISSOURI
SUMMARY OF APPROPRIATIONS BY FUND AND DEPARTMENT
SPECIAL REVENUE FUNDS
FOR THE APPROPRIATION YEAR 2005**

	<u>Appropriations</u>	<u>Expenditures and Appropriated Transfers Out</u>	<u>Reappropriations to 2006</u>	<u>Lapse of Appropriations</u>
<u>Light Rail Safety - 0838</u>				
Transportation	1.00	---	---	1.00
<u>Student Grant - 0839</u>				
Higher Education	16,981,436.00	16,829,625.00	---	151,811.00
<u>Academic Scholarship - 0840</u>				
Higher Education	16,287,000.00	16,270,000.00	---	17,000.00
<u>State Transportation Assistance Revolving - 0841</u>				
Transportation	550,000.00	450,000.00	---	100,000.00
<u>Criminal Justice Network and Technology Revolving - 0842</u>				
Public Safety	1,556,783.00	1,449,223.59	---	107,559.41
<u>Youth Services Treatment - 0843</u>				
Social Services	1,000.00	---	---	1,000.00
<u>Missouri Office of Prosecution Services Revolving - 0844</u>				
Executive	150,000.00	82,521.78	---	67,478.22
<u>Judiciary Education and Training - 0847</u>				
Judiciary	1,776,059.00	1,236,766.10	---	539,292.90
<u>Missouri Supplemental Tax Increment Financing - 0848</u>				
Economic Development	6,400,990.16	1,289,513.21	---	5,111,476.95
<u>U.S. Department of Education/ Coordinating Board for Higher Education P.L. 105-33 Interest Account - 0851</u>				
Higher Education	2,002,820.00	839,039.91	---	1,163,780.09
<u>Domestic Relations Resolution - 0852</u>				
Judiciary	592,400.00	413,188.19	---	179,211.81
<u>Correctional Substance Abuse Earnings - 0853</u>				
Corrections	264,600.00	9,634.75	---	254,965.25
<u>Missouri Wine Marketing and Research Development - 0855</u>				
Agriculture	32,000.00	31,608.97	---	391.03
<u>Advantage Missouri Trust - 0856</u>				
Higher Education	164,825.00	44,903.76	---	119,921.24

**STATE OF MISSOURI
SUMMARY OF APPROPRIATIONS BY FUND AND DEPARTMENT
SPECIAL REVENUE FUNDS
FOR THE APPROPRIATION YEAR 2005**

	<u>Appropriations</u>	<u>Expenditures and Appropriated Transfers Out</u>	<u>Reappropriations to 2006</u>	<u>Lapse of Appropriations</u>
<u>Missouri College Guarantee - 0858</u>				
Higher Education	8,385,000.00	7,908,396.00	---	476,604.00
<u>Early Childhood Development, Education and Care - 0859</u>				
Elementary and Secondary Education	21,831,154.00	18,101,642.00	---	3,729,512.00
Health and Senior Services	1,015,514.04	760,432.67	---	255,081.37
Social Services	16,078,460.00	14,196,037.76	---	1,882,422.24
<u>Guaranty Agency Operating - 0880</u>				
Higher Education	15,375,728.60	9,983,640.94	---	5,392,087.66
<u>Federal Student Loan Reserve - 0881</u>				
Higher Education	85,000,000.00	62,903,159.64	---	22,096,840.36
<u>Premium - 0885</u>				
Social Services	5,578,940.00	4,482,326.93	---	1,096,613.07
<u>Missouri Alternative Fuel Vehicle Loan - 0886</u>				
Natural Resources	2,050.00	---	---	2,050.00
<u>Assistive Technology Loan Revolving - 0889</u>				
Office of Administration	545,200.00	132,586.96	---	412,613.04
<u>Petroleum Violation Escrow Interest Subaccount - 0890</u>				
Natural Resources	75.09	---	---	75.09
<u>Blindness Educatino, Screening, and Treatment Program - 0892</u>				
Health and Senior Services	250,000.00	66,367.18	---	183,632.82
<u>Missouri Lead Abatement Loan - 0893</u>				
Health and Senior Services	276,000.00	30,000.00	---	246,000.00
<u>Dry-Cleaning Environmental Response Trust - 0898</u>				
Natural Resources	499,598.15	187,127.22	---	312,470.93
<u>Missouri National Guard Trust - 0900</u>				
Public Safety	5,102,153.00	2,986,918.36	50,000.00	2,065,234.64
<u>Agriculture Development - 0904</u>				
Agriculture	343,835.00	136,167.91	---	207,667.09
<u>Mined Land Reclamation - 0906</u>				
Executive	13,317.00	13,317.00	---	---
Natural Resources	2,020,747.22	566,730.11	---	1,454,017.11

**STATE OF MISSOURI
SUMMARY OF APPROPRIATIONS BY FUND AND DEPARTMENT
SPECIAL REVENUE FUNDS
FOR THE APPROPRIATION YEAR 2005**

	<u>Appropriations</u>	<u>Expenditures and Appropriated Transfers Out</u>	<u>Reappropriations to 2006</u>	<u>Lapse of Appropriations</u>
<u>Babler State Park - 0911</u>				
Natural Resources	160,384.00	119,527.38	---	40,856.62
<u>School for the Blind Trust - 0920</u>				
Elementary and Secondary Education	1,500,000.00	670,300.33	---	829,699.67
<u>School for the Deaf Trust - 0922</u>				
Elementary and Secondary Education	73,000.00	73,000.00	---	---
<u>Governors' Council on Physical Fitness Institution Gift Trust - 0924</u>				
Office of Administration	350,000.00	64,413.72	---	285,586.28
<u>Institution Gift Trust - 0925</u>				
Agriculture	30,000.00	---	---	30,000.00
<u>Mental Health Trust - 0926</u>				
Mental Health	12,404,778.00	9,848,018.11	---	2,556,759.89
<u>Secretary of State-Wolfner State Library - 0928</u>				
Executive	14,500.00	---	---	14,500.00
<u>Special Employment Security Bond Proceeds - 0947</u>				
Office of Administration	1.00	---	---	1.00
<u>Special Employment Security - 0949</u>				
Economic Development	216,000.00	215,344.71	---	655.29
Labor and Industrial Relations	17,497,331.79	15,625,696.02	650,807.00	1,220,828.77
<u>Crippled Children's - 0950</u>				
Health and Senior Services	275,000.00	64,189.51	---	210,810.49
<u>State Fair Trust - 0951</u>				
Agriculture	10,000.00	3,148.83	---	6,851.17
<u>Aviation Trust - 0952</u>				
Transportation	5,112,452.00	1,047,342.01	---	4,065,109.99
Revenue	157,927.00	68,326.75	---	89,600.25
Subtotals	6,055,902,187.52	5,356,328,146.36	28,545,389.00	671,028,652.16
Appropriated Transfers Out	1,493,281,323.00	1,327,385,929.62	---	165,895,393.38
Totals	<u>\$ 7,549,183,510.52</u>	<u>\$ 6,683,714,075.98</u>	<u>\$ 28,545,389.00</u>	<u>\$ 836,924,045.54</u>

**STATE OF MISSOURI
SUMMARY OF APPROPRIATIONS BY FUND AND DEPARTMENT
DEBT SERVICE FUNDS
FOR THE APPROPRIATION YEAR 2005**

	<u>Appropriations</u>	<u>Expenditures and Appropriated Transfers Out</u>	<u>Reappropriations to 2006</u>	<u>Lapse of Appropriations</u>
<u>Water Pollution Control Bond and Interest - Series B 2002 - 0200</u>				
Office of Administration	\$ 12,536,019.00	\$ 12,536,018.76	\$ ---	\$ 0.24
<u>Third State Building Bond Interest and Sinking - Series A 2002 - 0201</u>				
Office of Administration	34,509,750.00	34,509,750.00	---	---
<u>Fourth State Building Bond and Interest - Series A 2002 - 0202</u>				
Office of Administration	7,269,432.00	7,269,431.26	---	0.74
<u>Water Pollution Control Bond and Interest - Series A 2003 - 0203</u>				
Office of Administration	5,944,000.00	5,944,000.00	---	---
<u>Third State Building Bond Interest and Sinking - Series A 2003 - 0204</u>				
Office of Administration	12,023,163.00	12,023,162.50	---	0.50
<u>Water Pollution Control Bond and Interest - Series A 2002 - 0231</u>				
Office of Administration	1,975,294.00	1,975,293.76	---	0.24
<u>Water Pollution Control Bond and Interest - Series A 1995 - 0235</u>				
Office of Administration	1,016,500.00	1,016,500.00	---	---
<u>Water Pollution Control Bond and Interest - Series A 1996 - 0236</u>				
Office of Administration	1,167,513.00	1,167,512.50	---	0.50
<u>Water Pollution Control Bond and Interest - Series A 1998 - 0237</u>				
Office of Administration	2,429,144.00	2,429,143.76	---	0.24
<u>Water Pollution Control Bond and Interest - Series A 1998 - 0238</u>				
Office of Administration	1,472,302.00	1,472,301.26	---	0.74
<u>Stormwater Control Bond and Interest - Series A 2002 - 0239</u>				
Office of Administration	990,213.00	990,212.50	---	0.50
<u>Fourth State Building Bond and Interest - Series A 1995 - 0240</u>				
Office of Administration	2,535,900.00	2,535,900.00	---	---
<u>Fourth State Building Bond and Interest - Series A 1996 - 0241</u>				
Office of Administration	4,175,625.00	4,175,625.00	---	---

**STATE OF MISSOURI
SUMMARY OF APPROPRIATIONS BY FUND AND DEPARTMENT
DEBT SERVICE FUNDS
FOR THE APPROPRIATION YEAR 2005**

	<u>Appropriations</u>	<u>Expenditures and Appropriated Transfers Out</u>	<u>Reappropriations to 2006</u>	<u>Lapse of Appropriations</u>
<u>Fourth State Building Bond and Interest - Series A 1998 - 0242</u>				
Office of Administration	3,472,413.00	3,472,412.50	---	0.50
<u>Stormwater Control Bond and Interest - Series A 1999 - 0243</u>				
Office of Administration	1,472,302.00	1,472,301.26	---	0.74
<u>Water Pollution Control Bond and Interest - Series A 2001 - 0244</u>				
Office of Administration	1,439,563.00	1,439,562.50	---	0.50
<u>Stormwater Control Bond and Interest - Series A 2001 - 0245</u>				
Office of Administration	719,620.00	719,620.00	---	---
Subtotals	95,148,753.00	95,148,747.56	---	5.44
Appropriated Transfers Out	<u>115,702.00</u>	<u>115,699.06</u>	<u>---</u>	<u>2.94</u>
Totals	<u>\$ 95,264,455.00</u>	<u>\$ 95,264,446.62</u>	<u>\$ ---</u>	<u>\$ 8.38</u>

**STATE OF MISSOURI
SUMMARY OF APPROPRIATIONS BY FUND AND DEPARTMENT
CAPITAL PROJECTS FUNDS
FOR THE APPROPRIATION YEAR 2005**

	<u>Appropriations</u>	<u>Expenditures and Appropriated Transfers Out</u>	<u>Reappropriations to 2006</u>	<u>Lapse of Appropriations</u>
<u>Water Pollution Control - Series A 2002 - 37G - 0301</u>				
Natural Resources	\$ 16,359,825.00	\$ 7,355,629.00	\$ ---	\$ 9,004,196.00
<u>Stormwater Control - Series A 2002 - 37H - 0302</u>				
Natural Resources	11,950,458.00	4,490,822.80	---	7,459,635.20
<u>Veterans' Homes Capital Improvement Trust - 0304</u>				
Office of Administration	10,000.00	5,102.35	---	4,897.65
Public Safety	15,983,184.66	7,208,093.21	7,926,703.00	848,388.45
<u>Board Public Buildings - Series A 2003 Bond Proceeds - Projects - 0309</u>				
Office of Administration	567,582.70	250,258.70	317,324.00	---
Agriculture	168,954.51	71,329.12	97,625.00	0.39
Economic Development	14,120.00	---	14,120.00	---
Elementary and Secondary Education	518,147.64	503,050.41	15,097.00	0.23
Higher Education	29,254,049.22	2,778,721.15	26,475,328.00	0.07
Health and Senior Services	29,197,564.13	10,804,753.90	15,921,919.00	2,470,891.23
Mental Health	6,252,188.38	1,439,032.96	4,813,155.00	0.42
Public Safety	2,039,948.64	306,046.12	1,246,431.00	487,471.52
Social Services	489,984.52	310,178.70	179,805.00	0.82
Corrections	6,242,902.97	2,696,349.58	3,546,551.00	2.39
<u>State Road - 0320</u>				
Transportation	1,318,887,485.00	1,300,507,086.42	---	18,380,398.58
<u>State Road Series A 2003 - 0324</u>				
Transportation	1.00	---	---	1.00
<u>Water Pollution Control - Series A 1998 - 0355</u>				
Natural Resources	1,268,128.00	156,264.38	---	1,111,863.62
<u>Fourth State Building - Series A 1998 - 0382</u>				
Corrections	761,745.29	270,412.36	---	491,332.93
<u>Stormwater Control - Series A 1998 - 0383</u>				
Natural Resources	0.81	---	---	0.81
<u>Water Pollution Control - Series A 2001 - 37E - 0385</u>				
Natural Resources	17,031,790.57	2,508,722.98	---	14,523,067.59
<u>Water Pollution Control - Series A 2001 - 37G - 0386</u>				
Natural Resources	19,060,199.01	425,405.40	---	18,634,793.61

**STATE OF MISSOURI
SUMMARY OF APPROPRIATIONS BY FUND AND DEPARTMENT
CAPITAL PROJECTS FUNDS
FOR THE APPROPRIATION YEAR 2005**

	<u>Appropriations</u>	<u>Expenditures and Appropriated Transfers Out</u>	<u>Reappropriations to 2006</u>	<u>Lapse of Appropriations</u>
<u>Stormwater Control - Series A 2001 - 0387</u>				
Natural Resources	38,806,386.74	1,758,347.04	---	37,048,039.70
Subtotals	1,514,864,646.79	1,343,845,606.58	60,554,058.00	110,464,982.21
Appropriated Transfers Out	114,367,513.93	62,327,857.82	---	52,039,656.11
Totals	<u>\$ 1,629,232,160.72</u>	<u>\$ 1,406,173,464.40</u>	<u>\$ 60,554,058.00</u>	<u>\$ 162,504,638.32</u>

**STATE OF MISSOURI
SUMMARY OF APPROPRIATIONS BY FUND AND DEPARTMENT
PERMANENT FUNDS
FOR THE APPROPRIATION YEAR 2005**

	<u>Appropriations</u>	<u>Expenditures and Appropriated Transfers Out</u>	<u>Reappropriations to 2006</u>	<u>Lapse of Appropriations</u>
<u>Confederate Memorial Park - 0812</u>				
Natural Resources	\$ 165.00	\$ ---	\$ ---	\$ 165.00
<u>Champ W. Smith & Mary C. Smith Memorial Endowment Trust - 0873</u>				
Health and Senior Services	<u>35,000.00</u>	<u>5,250.00</u>	<u>---</u>	<u>29,750.00</u>
Subtotals	35,165.00	5,250.00	---	29,915.00
Appropriated Transfers Out	<u>389.00</u>	<u>385.00</u>	<u>---</u>	<u>4.00</u>
Totals	<u>\$ 35,554.00</u>	<u>\$ 5,635.00</u>	<u>\$ ---</u>	<u>\$ 29,919.00</u>

**STATE OF MISSOURI
SUMMARY OF APPROPRIATIONS BY FUND AND DEPARTMENT
ENTERPRISE FUNDS
FOR THE APPROPRIATION YEAR 2005**

	<u>Appropriations</u>	<u>Expenditures and Appropriated Transfers Out</u>	<u>Reappropriations to 2006</u>	<u>Lapse of Appropriations</u>
<u>Federal Surplus Property - 0407</u>				
Office of Administration	\$ 2,988,216.00	\$ 2,550,821.34	\$ ---	\$ 437,394.66
<u>Single-Purpose Animal Facilities Loan Program - 0408</u>				
Agriculture	119,802.00	102,209.00	---	17,593.00
<u>Single-Purpose Animal Facilities Loan Guarantee - 0409</u>				
Agriculture	21,371.00	21,367.59	---	3.41
<u>State Fair Fees - 0410</u>				
Office of Administration	20,053.00	20,052.15	---	0.85
Agriculture	4,399,937.00	3,760,702.10	---	639,234.90
<u>Agricultural Product Utilization and Business Development Guarantee - 0411</u>				
Agriculture	2.79	---	---	2.79
<u>State Parks Earnings - 0415</u>				
Office of Administration	20,000.00	14,945.86	---	5,054.14
Natural Resources	13,020,488.42	6,926,082.78	2,662,350.00	3,432,055.64
<u>Natural Resources Revolving Services - 0425</u>				
Natural Resources	2,620,607.75	1,337,154.91	---	1,283,452.84
<u>Historic Preservation Revolving - 0430</u>				
Natural Resources	1,982,694.68	38,285.45	---	1,944,409.23
<u>Missouri Veterans' Homes - 0460</u>				
Office of Administration	153,983.00	153,982.12	---	0.88
Public Safety	46,898,139.00	45,882,208.53	---	1,015,930.47
<u>Petroleum Storage Tank Insurance - 0585</u>				
Executive	22,757.00	22,757.00	---	---
Natural Resources	28,846,089.67	17,743,825.12	---	11,102,264.55
Revenue	25,169.00	25,001.50	---	167.50
<u>Department of Revenue Information - 0619</u>				
Revenue	996,950.00	881,746.73	---	115,203.27
<u>State Environmental Improvement Authority - 0654</u>				
Natural Resources	1.00	---	---	1.00

**STATE OF MISSOURI
SUMMARY OF APPROPRIATIONS BY FUND AND DEPARTMENT
ENTERPRISE FUNDS
FOR THE APPROPRIATION YEAR 2005**

	Appropriations	Expenditures and Appropriated Transfers Out	Reappropriations to 2006	Lapse of Appropriations
<u>Lottery Enterprise - 0657</u>				
Executive	50,081.00	50,079.00	---	2.00
Office of Administration	3,016.00	3,016.00	---	---
Revenue	120,126,719.87	118,359,978.36	---	1,766,741.51
Subtotals	222,316,078.18	197,894,215.54	2,662,350.00	21,759,512.64
Appropriated Transfers Out	242,255,620.00	238,944,742.31	---	3,310,877.69
Totals	\$ 464,571,698.18	\$ 436,838,957.85	\$ 2,662,350.00	\$ 25,070,390.33

**STATE OF MISSOURI
SUMMARY OF APPROPRIATIONS BY FUND AND DEPARTMENT
INTERNAL SERVICE FUNDS
FOR THE APPROPRIATION YEAR 2005**

	<u>Appropriations</u>	<u>Expenditures and Appropriated Transfers Out</u>	<u>Reappropriations to 2006</u>	<u>Lapse of Appropriations</u>
<u>Mental Health Interagency</u>				
<u>Payments - 0109</u>				
Office of Administration	\$ 1,000.00	\$ ---	\$ ---	\$ 1,000.00
Mental Health	6,012,579.00	5,261,162.63	---	751,416.37
<u>Natural Resources Cost</u>				
<u>Allocation - 0500</u>				
Office of Administration	3,568,590.00	653,360.16	2,915,227.00	2.84
Natural Resources	8,670,964.40	7,603,935.36	---	1,067,029.04
<u>State Facility Maintenance and</u>				
<u>Operation - 0501</u>				
Office of Administration	18,203,363.31	17,178,545.61	---	1,024,817.70
Natural Resources	357,293.00	329,613.68	---	27,679.32
<u>Office of Administration Revolving</u>				
<u>Administrative Trust - 0505</u>				
Office of Administration	94,737,209.61	66,977,079.61	1,052,425.00	26,707,705.00
Public Safety	61,184.53	56,610.46	---	4,574.07
<u>Working Capital Revolving - 0510</u>				
Office of Administration	12,000.00	6,651.36	---	5,348.64
Corrections	39,583,023.00	27,952,776.61	---	11,630,246.39
<u>Central Check Mailing Service</u>				
<u>Revolving - 0515</u>				
Executive	225,000.00	118,914.52	---	106,085.48
<u>House of Representatives</u>				
<u>Revolving - 0520</u>				
Legislature	45,000.00	14,550.40	---	30,449.60
<u>Supreme Court Publications</u>				
<u>Revolving - 0525</u>				
Judiciary	150,000.00	87,207.38	---	62,792.62
<u>Adjutant General Revolving - 0530</u>				
Public Safety	50,000.00	42,907.47	---	7,092.53
<u>Senate Revolving - 0535</u>				
Legislature	40,000.00	---	---	40,000.00
<u>Inmate Revolving - 0540</u>				
Corrections	4,203,796.00	2,699,797.78	---	1,503,998.22
<u>Social Services Administrative</u>				
<u>Trust - 0545</u>				
Social Services	6,230,008.00	4,242,987.20	---	1,987,020.80

**STATE OF MISSOURI
SUMMARY OF APPROPRIATIONS BY FUND AND DEPARTMENT
INTERNAL SERVICE FUNDS
FOR THE APPROPRIATION YEAR 2005**

	Appropriations	Expenditures and Appropriated Transfers Out	Reappropriations to 2006	Lapse of Appropriations
<u>Economic Development</u>				
<u>Administrative - 0547</u>				
Office of Administration	299.00	298.15	---	0.85
Economic Development	6,234,685.00	1,729,463.14	---	4,505,221.86
<u>Professional Registration</u>				
<u>Fees - 0689</u>				
Office of Administration	1,000.00	95.56	---	904.44
Economic Development	5,674,676.77	4,621,658.37	---	1,053,018.40
Subtotals	194,061,671.62	139,577,615.45	3,967,652.00	50,516,404.17
Appropriated Transfers Out	21,656,482.00	16,203,370.61	---	5,453,111.39
Totals	\$ 215,718,153.62	\$ 155,780,986.06	\$ 3,967,652.00	\$ 55,969,515.56

**STATE OF MISSOURI
SUMMARY OF APPROPRIATIONS BY FUND AND DEPARTMENT
AGENCY AND TRUST FUNDS
FOR THE APPROPRIATION YEAR 2005**

	Appropriations	Expenditures and Appropriated Transfers Out	Reappropriations to 2006	Lapse of Appropriations
<u>AGENCY</u>				
<u>American Cancer Society, Heartland Division, Inc. - 0700</u>				
Revenue	\$ 8,864.00	\$ 8,863.26	\$ ---	\$ 0.74
<u>State Retirement Contributions - 0701</u>				
Office of Administration	208,143,355.00	197,300,003.83	---	10,843,351.17
<u>Social Security Contributions - (O.A.S.D.I./Medicare) - 0702</u>				
Office of Administration	147,685,654.00	142,924,783.64	---	4,760,870.36
<u>ALS Lou Gehrig's Disease - 0703</u>				
Revenue	2,752.00	2,752.00	---	---
<u>American Lung Association of Missouri - 0704</u>				
Revenue	2,120.00	2,120.00	---	---
<u>Missouri State Employees' Deferred Compensation Incentive Plan Administration - 0706</u>				
Office of Administration	12,367,442.00	11,269,693.45	---	1,097,748.55
<u>Muscular Dystrophy Association - 0707</u>				
Revenue	2,785.00	2,785.00	---	---
<u>Arthritis Foundation - 0708</u>				
Revenue	1,918.00	---	---	1,918.00
<u>National Multiple Sclerosis Society - 0709</u>				
Revenue	4,503.00	4,502.92	---	0.08
<u>Proceeds of Surplus Property Sales - 0710</u>				
Office of Administration	159,280.00	154,599.29	---	4,680.71
<u>American Diabetes Association Gateway Area - 0713</u>				
Revenue	4,261.00	4,260.27	---	0.73
<u>American Heart Association - 0714</u>				
Revenue	3,458.00	3,457.51	---	0.49
<u>March of Dimes - 0716</u>				
Revenue	2,915.00	2,915.00	---	---

**STATE OF MISSOURI
SUMMARY OF APPROPRIATIONS BY FUND AND DEPARTMENT
AGENCY AND TRUST FUNDS
FOR THE APPROPRIATION YEAR 2005**

	<u>Appropriations</u>	<u>Expenditures and Appropriated Transfers Out</u>	<u>Reappropriations to 2006</u>	<u>Lapse of Appropriations</u>
<u>Missouri Community College Job Retention Training Program - 0717</u>				
Economic Development	300,000.00	---	---	300,000.00
<u>Debt Offset Escrow - 0753</u>				
Judiciary	1,850,000.00	1,214,808.11	---	635,191.89
Higher Education	2,266,000.00	1,598,254.73	---	667,745.27
Health and Senior Services	50,000.00	927.00	---	49,073.00
Labor and Industrial Relations	2,335,000.00	2,249,710.36	---	85,289.64
Mental Health	70,000.00	54,965.57	---	15,034.43
Revenue	251,000.00	250,679.73	---	320.27
Social Services	9,000,000.00	5,488,222.02	---	3,511,777.98
<u>Agriculture Bond Trustee - 0756</u>				
Agriculture	135,000.00	---	---	135,000.00
<u>Proprietary School Bond - 0760</u>				
Higher Education	100,000.00	---	---	100,000.00
<u>Missouri Consolidated Health Care Plan Benefit - 0765</u>				
Office of Administration	322,508,403.00	322,344,802.47	---	163,600.53
<u>Missouri State Employees' Voluntary Life Insurance - 0910</u>				
Office of Administration	862,000.00	600,600.54	---	261,399.46
Subtotals	<u>708,116,710.00</u>	<u>685,483,706.70</u>	---	<u>22,633,003.30</u>
<u>PRIVATE PURPOSE TRUST</u>				
<u>Abandoned Fund Account - 0863</u>				
Executive	20,330,000.00	20,011,465.20	---	318,534.80
<u>State Seminary - 0872</u>				
Higher Education	1,500,000.00	1,240,967.34	---	259,032.66
<u>Alternative Care Trust - 0905</u>				
Social Services	12,167,000.00	10,237,365.76	---	1,929,634.24
Subtotals	<u>33,997,000.00</u>	<u>31,489,798.30</u>	---	<u>2,507,201.70</u>
Appropriated Transfers Out	<u>24,672,039.00</u>	<u>22,559,841.96</u>	---	<u>2,112,197.04</u>
Totals	<u>\$ 766,785,749.00</u>	<u>\$ 739,533,346.96</u>	\$ ---	<u>\$ 27,252,402.04</u>

**STATE OF MISSOURI
SUMMARY OF APPROPRIATION ACTIVITY
GENERAL FUND - GENERAL REVENUE FUNDS
FOR THE APPROPRIATION YEAR 2005**

	H.B. No.	Appr. No.	Appropriations	Expenditures and Transfers Out	Reappropriations to 2006	Lapse of Appropriations
<u>LEGISLATURE</u>						
<u>Senate</u>						
SENATORS' SALARIES	12.500	0003	\$ 1,071,448.00	\$ 1,032,102.76	\$ ---	\$ 39,345.24
SENATORS' MILEAGE	12.500	0004	56,435.00	54,205.13	---	2,229.87
SENATORS' PER DIEM	12.500	0005	226,100.00	182,702.24	---	43,397.76
JOINT CONTINGENT EXP E&E	12.500	1052	100,000.00	51,638.05	---	48,361.95
JOINT COMM ON ADMIN RULE	12.500	4189	119,707.00	88,259.12	---	31,447.88
JOINT COMM RETIREMENT SYS	12.500	4190	155,000.00	137,616.33	---	17,383.67
JOINT COMM CI	12.500	4191	118,964.00	82,603.77	---	36,360.23
JOINT COMM ON TRANSPORT	12.500	6975	100,853.00	17,074.08	---	83,778.92
SENATE CONTINGENT EXP	12.500	9801	8,669,120.00	8,188,708.43	---	480,411.57
<u>House of Representatives</u>						
REPS EXP VOUCHERS	12.505	1532	1,564,800.00	1,293,280.37	---	271,519.63
REPRESENTATIVES SALARIES	12.505	4257	5,117,283.00	5,035,018.29	---	82,264.71
REPRESENTATIVES MILEAGE	12.505	4258	342,660.00	294,466.33	---	48,193.67
REPRESENTATIVES PER DIEM	12.505	4259	1,083,950.00	868,373.60	---	215,576.40
HOUSE CONTINGENT EXPENSES	12.505	6725	10,537,710.00	10,375,228.56	---	162,481.44
<u>Missouri Commission on Interstate Cooperation</u>						
INTERSTATE ORG DUES	12.510	0012	40,000.00	40,000.00	---	---
<u>Committee on Legislative Research</u>						
COMM ON LEG RESEARCH	12.515	0013	1,173,781.00	921,913.20	---	251,867.80
LEG RES PUBLISH STATUTES	12.520	0014	164,664.00	145,366.16	---	19,297.84
<u>Legislative Research - Oversight Division</u>						
LEG RESEARCH OVERSIGHT	12.525	3084	708,063.00	558,762.16	---	149,300.84
<u>Interim Committees</u>						
JOINT COMM CORRECTIONS	12.530	2805	2,000.00	1,661.40	---	338.60
<u>JUDICIARY</u>						
JUDICIARY LEASING	13.130	6083	722,974.20	701,659.80	---	21,314.40
STL POST OFFICE	13.135	6086	1,118,515.00	---	---	1,118,515.00

Judicial Proceedings and Review

JUD PROCEED & REVIEW PS	12.300	0030	2,446,035.00	2,445,490.81	---	544.19
JUD PROCEED & REVIEW E&E	12.300	0033	871,309.00	871,295.40	---	13.60
SUP COURT JUDGES SALARIES	12.300	0907	863,500.00	833,091.26	---	30,408.74

Office of State Court Administrator

STATE COURTS ADMIN E&E	12.315	0039	616,013.00	615,842.58	---	170.42
STATE COURTS ADMIN PS	12.315	0524	2,971,344.00	2,969,674.74	---	1,669.26
COURT AUTOMATION PS	12.325	0526	2,811,008.00	2,809,741.90	---	1,266.10
COURT AUTOMATION E&E	12.325	4185	4,348,499.00	4,348,499.00	---	---

Court of Appeals

APPEALS WEST DIST PS	12.340	0041	1,706,138.00	1,706,133.32	---	4.68
APPEALS WEST DIST E&E	12.340	0044	451,695.00	451,694.70	---	0.30
APPEALS EAST DIST PS	12.345	0046	2,336,050.00	2,323,498.74	---	12,551.26
APPEALS EAST DIST E&E	12.345	0050	490,055.00	490,054.93	---	0.07
APPEALS SOUTH DIST PS	12.350	0052	1,024,400.00	992,209.44	---	32,190.56
APPEALS-SOUTH DIST E&E	12.350	0054	469,956.00	468,394.50	---	1,561.50
JUDGES SALARIES WEST DIST	12.340	0847	1,265,000.00	1,264,998.24	---	1.76
JUDGES SALARIES EAST DIST	12.345	0848	1,610,000.00	1,562,821.82	---	47,178.18
JUDGES SALARIES SOUTH PS	12.350	0849	805,000.00	805,000.00	---	---

Circuit Courts

JUDGES SALARIES CIRCUIT	12.355	0853	14,949,300.00	14,949,229.33	---	70.67
ASSOC JUDGES SALARIES	12.355	0856	20,624,800.00	20,624,799.94	---	0.06
CIRCUIT PERSONNEL PS	12.355	3354	72,869,440.00	72,869,277.32	---	162.68
CIRCUIT PERSONNEL E&E	12.355	5274	1,856,082.00	1,854,693.15	---	1,388.85
ENTITLEMENT PROGRAMS-EE	12.355	6847	1,551,918.00	1,551,918.00	---	---
NEW JUDGES SALARY	12.355	7057	40,000.00	40,000.00	---	---

Other Programs

RETIR DISCIPL & REMOVE PS	12.375	2204	150,494.00	150,019.51	---	474.49
RETIR. DISCIPL & REMOV E&E	12.375	2205	42,667.00	42,667.00	---	---
APPELLATE JUDICIAL COMM	12.380	4211	7,741.00	3,381.69	---	4,359.31

Public Defender System

PUBLIC DEFENDER SVS PS	12.400	0911	22,562,711.00	22,562,710.94	---	0.06
PUBLIC DEFENDER SVS E&E	12.400	0912	3,659,069.00	3,659,065.76	---	3.24

Extraordinary

EXTRAORDINARY EXP/CONFLCT	12.400	8727	2,241,502.00	2,240,117.12	---	1,384.88
---------------------------	--------	------	--------------	--------------	-----	----------

**STATE OF MISSOURI
SUMMARY OF APPROPRIATION ACTIVITY
GENERAL FUND - GENERAL REVENUE FUNDS
FOR THE APPROPRIATION YEAR 2005**

	H.B. No.	Appr. No.	Appropriations	Expenditures and Transfers Out	Reappropriations to 2006	Lapse of Appropriations
<u>EXECUTIVE</u>						
<u>Governor's Office - Administration</u>						
GOVERNOR'S OFFICE	12.005	5600	1,869,218.00	1,745,438.76	---	123,779.24
ASSOCIATION DUES	12.015	6262	150,150.00	142,950.00	---	7,200.00
<u>Mansion Operating</u>						
MANSION OPERATING EXP	12.005	5599	157,061.00	136,216.34	---	20,844.66
<u>National Guard Emergency Duty</u>						
NATIONAL GUARD EMERGENCY	12.010	0064	150,001.00	116,252.10	---	33,748.90
<u>Government Emergency Fund Committee</u>						
GOVT EMERGENCY FUND COMM	12.025	0069	1.00	---	---	1.00
<u>Lieutenant Governor</u>						
LIEUTENANT GOVERNOR PS	12.030	0072	350,918.00	331,257.63	---	19,660.37
LIEUTENANT GOVERNOR E&E	12.030	5914	62,875.00	57,973.77	---	4,901.23
<u>Secretary of State</u>						
REFUNDS	12.050	0080	145,000.00	139,775.83	---	5,224.17
SEC OF STATE LEASING	13.110	6080	228,925.44	198,821.80	---	30,103.64
OFFICIAL MANUAL	12.045	6746	10,000.00	9,998.43	---	1.57
<u>Administrative Services</u>						
SEC OF STATE PS	12.040	0073	6,754,859.00	6,711,724.88	---	43,134.12
SEC OF STATE E&E	12.040	0077	2,483,907.00	2,482,186.69	---	1,720.31
<u>Elections</u>						
ELECTIONS PUBLIC NOTICE	12.060	0079	1,600,000.00	580,512.91	---	1,019,487.09
ABSENTEE BALLOTS	12.065	2041	75,000.00	71,630.09	---	3,369.91
ELECTION PRINTING	12.070	6195	21,395.00	19,980.21	---	1,414.79
<u>Record Services</u>						
GRANT MATCH E&E	17.410	6203	8,135.58	8,124.77	---	10.81

Library Services

REAL	12.105	1048	2,959,250.00	2,959,250.00	---	---
STATE AID PUBLIC LIBRARY	12.100	4196	4,001,744.00	4,001,743.98	---	0.02
LIFT LITERACY PROGRAM	12.110	4198	69,450.00	69,450.00	---	---

State Auditor

STATE AUDITOR PS	12.150	0084	5,748,116.00	5,745,272.69	---	2,843.31
STATE AUDITOR E&E	12.150	0087	902,947.00	641,930.95	---	261,016.05
AUDITOR	13.115	3192	66,144.00	53,855.64	---	12,288.36

State Treasurer

DUPLICATE/OUTLAWED CHECKS	12.160	0093	2,875,000.00	2,859,264.46	---	15,735.54
TREASURER	13.120	3193	2,867.00	345.00	---	2,522.00
STATE TREASURER PS	12.155	4007	1,439,812.00	1,439,106.20	---	705.80
STATE TREASURER E&E	12.155	4331	289,505.00	289,092.11	---	412.89
LINKED DEPOSIT REFUNDS	12.185	8364	3,000.00	37.85	---	2,962.15

Attorney General

ATTORNEY GENERAL PS	12.210	0095	10,274,798.00	10,271,400.46	---	3,397.54
MEDICAID FRAUD UNIT E&E	12.225	1678	150,164.00	134,356.75	---	15,807.25
ATTORNEY GENERAL	13.125	3184	257,432.00	245,575.84	---	11,856.16
MEDICAID FRAUD UNIT PS	12.225	3336	151,452.00	116,002.68	---	35,449.32
ATTORNEY GENERAL E&E	12.210	7586	1,934,922.00	1,934,766.08	---	155.92
ATTORNEY GENERAL E&E (Fund 0603)	12.210	2218	187,000.00	187,000.00	---	---
ATTORNEY GENERAL PS (Fund 0666)	12.210	2215	335,144.00	249,205.59	---	85,938.41
ATTORNEY GENERAL (Fund 0666)	13.125	2825	10,069.04	5,541.06	---	4,527.98
ATTORNEY GENERAL E&E (Fund 0666)	12.210	3003	254,400.00	9,177.82	---	245,222.18

OFFICE OF ADMINISTRATION

DES LAND ACQ OF BLD COLE	20.125	0984	216,339.52	216,334.60	---	4.92
OFFICE OF ADMINISTRATION	13.030	1059	223,841.79	211,305.79	---	12,536.00
TRUMAN COURT HOUSE	20.280	2838	364.84	364.84	---	---
DSS OMBUDSMAN PS	05.180	6321	130,859.00	130,784.32	---	74.68
DSS OMBUDSMAN E&E	05.180	6322	73,697.00	13,496.14	---	60,200.86
ASSISTIVE TECHNOLOGY-EE	05.195	6871	52,760.00	51,177.00	---	1,583.00
GOV CNSL ON DISABILITY PS	05.200	6880	189,241.00	183,645.42	---	5,595.58
GOV CNSL ON DISABILITY EE	05.200	6881	39,878.00	37,601.51	---	2,276.49
STATEWIDE MTN REPAIR (Fund 0124)	20.100	0288	29,812.44	---	---	29,812.44
DC STATEWIDE EMERGENCY (Fund 0124)	16.020	4677	189,061.00	---	---	189,061.00
DC STATEWIDE HAZ MATERIAL (Fund 0124)	16.025	4679	84,874.78	25,704.26	---	59,170.52
DC STATEWIDE UNPROGRAMMED (Fund 0124)	20.130	4680	73,412.31	37,814.46	---	35,597.85

**STATE OF MISSOURI
SUMMARY OF APPROPRIATION ACTIVITY
GENERAL FUND - GENERAL REVENUE FUNDS
FOR THE APPROPRIATION YEAR 2005**

	H.B. No.	Appr. No.	Appropriations	Expenditures and Transfers Out	Reappropriations to 2006	Lapse of Appropriations
DC STATEWIDE ROOF (Fund 0124)	20.135	4684	276,114.74	273,474.24	---	2,640.50
DC STATEWIDE ASSESSMENT (Fund 0124)	20.140	4686	536,784.79	536,644.46	---	140.33
DC STATEWIDE M&R (Fund 0124)	20.140	4687	153,974.34	11,952.86	---	142,021.48
STATEWIDE M&R YR1 (Fund 0124)	18.027	6759	3,322,375.00	635.27	3,321,739.00	0.73
STATEWIDE M&R YR2 (Fund 0124)	18.028	6760	10,363,058.00	330,560.81	10,032,497.00	0.19
<u>Commissioner's Office</u>						
COMMISSIONER'S OFFICE PS	05.005	0123	2,123,944.00	1,937,618.25	---	186,325.75
GOVERNOR TRANSITION	05.420	1779	100,000.00	61,820.88	---	38,179.12
LT GOVERNOR TRANSITION	05.420	1780	5,000.00	4,778.70	---	221.30
SEC OF STATE TRANSITION	05.420	1781	10,000.00	9,971.24	---	28.76
TREASURER TRANSITION	05.420	1782	10,000.00	2,541.70	---	7,458.30
ATTY GENERAL TRANSITION	05.420	1786	10,000.00	---	---	10,000.00
COMMISSIONER'S OFFICE E&E	05.005	2139	414,902.00	369,186.90	---	45,715.10
COSTS IN CRIMINAL CASES	05.385	3444	35,560,616.00	35,560,615.89	---	0.11
PUBLIC TELEVISION GRANTS	05.400	4173	95,000.00	92,150.00	---	2,850.00
JUVENILE PERSONNEL	05.375	9182	7,575,050.00	7,575,050.00	---	---
PROSECUTIONS/CAP CASE	05.380	9183	20,000.00	11,450.00	---	8,550.00
REGIONAL PLANNING COMM	05.390	9184	200,000.00	185,098.24	---	14,901.76
CLARENCE CANNON PAYMENT (Fund 0174)	05.370	3153	550,000.00	545,861.64	---	4,138.36
SPECIAL ELECTION COSTS (Fund 0686)	05.410	5610	400,000.00	122,386.33	---	277,613.67
<u>Division of Accounting</u>						
REFUND TAXES W/H IN ERROR	05.515	0037	36,000.00	4,927.35	---	31,072.65
ACCOUNTING PS	05.010	0154	1,796,036.00	1,678,895.28	---	117,140.72
ACCOUNTING E&E	05.010	0157	289,340.00	257,612.16	---	31,727.84
AUDIT RECOVERY DISTRIBUTN	05.285	2007	450,000.00	157,139.39	---	292,860.61
UNEMPLOYMENT BENEFITS	05.490	2238	2,753,764.00	2,745,201.82	---	8,562.18
NEW JOBS TRAINING CERTIF	05.260	2832	1.00	---	---	1.00
CASH MGMT IMPROVEMENT ACT	05.280	2833	830,000.00	405,044.00	---	424,956.00
HR CONTINGENCY	05.530	3062	40,001.00	---	---	40,001.00
BPB ANNUAL FEES/EXPENSES	05.235	5275	41,624.00	41,622.61	---	1.39
L/P DEBT PAYMENTS	05.240	5281	13,103,271.00	12,824,111.91	---	279,159.09
MU BASKETBALL ARENA	05.245	5732	2,868,785.00	2,859,926.09	---	8,858.91
BPB PROCEEDS BOND DEBT	05.225	6654	1.00	---	---	1.00
MOHEFA/SMS AG BLDG	05.250	6682	1.00	---	---	1.00

DEBT MANAGEMENT	05.255	6933	200,000.00	15,959.72	---	184,040.28
BPB DEBT SERVICE	05.220	8002	24,788,769.00	24,388,768.76	---	400,000.24
CAFETERIA PLAN	05.525	9301	1.00	---	---	1.00
BARTLE HALL	05.265	9352	2,000,000.00	2,000,000.00	---	---
EDWARD JONES	05.275	9353	12,000,000.00	12,000,000.00	---	---
JACKSON CO	05.270	9382	3,000,000.00	3,000,000.00	---	---
TEACHER RETIREMENT CONTR	05.460	9851	2,400,000.00	2,215,996.05	---	184,003.95
<u>Division of Budget and Planning</u>						
BUDGET & PLANNING E&E	05.015	2140	114,242.00	101,439.54	---	12,802.46
MAXIMIZE REVENUES	05.025	2615	1.00	---	---	1.00
TAX EXPENDITURE BUDGET	05.020	2815	15,495.00	15,000.00	---	495.00
BUDGET & PLANNING PS	05.015	3434	1,415,178.00	1,358,989.16	---	56,188.84
<u>Division of Information Services</u>						
INFORMATION SERVICES PS	05.030	0164	2,269,729.00	2,135,290.25	---	134,438.75
INFORMATION SERVICES E&E	05.030	0168	4,299,377.00	3,786,333.04	---	513,043.96
<u>Division of Design and Construction</u>						
DESIGN & CONSTRUCTION PS	05.045	0171	1,474,642.00	1,259,137.12	---	215,504.88
DESIGN & CONSTRUCTION E&E	05.045	0174	163,016.00	130,906.00	---	32,110.00
DC CATASTROPHIC (Fund 0124)	18.045	6482	1.00	---	---	1.00
<u>Division of Facilities Management</u>						
DES RENO CAP STDY LEG OFC	20.115	0983	35,953.13	---	---	35,953.13
RENOV REPLACMTS CAP BLDG	20.110	1206	396,615.24	6,968.40	---	389,646.84
CONTINGENCY SHORTFALLS	13.145	3136	113,275.00	71,864.42	---	41,410.58
OPERATIONAL M&R (Fund 0124)	05.120	3387	246,672.00	219,468.23	---	27,203.77
CAPITOL RESTORATION (Fund 0124)	20.120	4693	73,030.12	17,404.38	---	55,625.74
GOV MANSION ANNUAL M&R (Fund 0124)	20.120	4694	19,436.87	19,436.87	---	---
GOV MANSION RENOVATION (Fund 0124)	20.120	4695	8,139.00	---	---	8,139.00
<u>Division of General Services</u>						
WORKERS' COMP & SIF TAX	05.545	3437	1,904,881.00	1,904,880.19	---	0.81
DIV OF GENERAL SERVS PS	05.145	4537	1,034,323.00	981,445.37	---	52,877.63
DIV OF GENERAL SERVS E&E	05.145	4539	130,656.00	123,858.15	---	6,797.85
WORKERS' COMPENSATION	05.535	4541	19,800,000.00	19,762,203.42	---	37,796.58
STATE PROP PRESERVE PMTS (Fund 0128)	05.155	6747	1.00	---	---	1.00
LEGAL EXPENSE FUND (Fund 0692)	05.555	5605	10,027,435.00	10,021,311.01	---	6,123.99
<u>Division of Personnel</u>						
DIV PERSONNEL PS	05.055	0187	2,509,831.00	2,414,233.31	---	95,597.69
DIV PERSONNEL E&E	05.055	0189	260,586.00	247,992.58	---	12,593.42

**STATE OF MISSOURI
SUMMARY OF APPROPRIATION ACTIVITY
GENERAL FUND - GENERAL REVENUE FUNDS
FOR THE APPROPRIATION YEAR 2005**

	H.B. No.	Appr. No.	Appropriations	Expenditures and Transfers Out	Reappropriations to 2006	Lapse of Appropriations
<u>Division of Purchasing and Materials Management</u>						
PURCHASING/MATRL MGMT PS	05.065	0190	1,486,421.00	1,419,554.85	---	66,866.15
PURCHASING/MATRL MGMT E&E	05.065	0193	168,725.00	126,968.15	---	41,756.85
<u>Administrative Hearing Commission</u>						
ADMIN HEARING COMM PS	05.175	7635	736,584.00	704,229.38	---	32,354.62
ADMIN HEARING COMM E&E	05.175	7636	113,031.00	82,863.12	---	30,167.88
<u>Missouri Ethics Commission</u>						
MO ETHICS COMM E&E	05.210	0127	352,945.00	283,976.65	---	68,968.35
MO ETHICS COMM PS	05.210	0827	854,962.00	814,034.09	---	40,927.91
ETHICS COMMISSION	13.040	3271	63,903.00	59,787.00	---	4,116.00
<u>Board of Fund Commissioners</u>						
ESCROW & RELATED EXPENSES	01.010	1323	20,002.00	3,770.43	---	16,231.57
<u>DEPARTMENT OF AGRICULTURE</u>						
AGRICULTURE LEASING	13.045	1473	370,636.54	279,984.36	---	90,652.18
DC STATEWIDE UNPROGRAMMED (Fund 0124)	20.130	4680	5.00	---	---	5.00
DC STATEWIDE ROOF (Fund 0124)	20.135	4684	0.26	---	---	0.26
STATEWIDE M&R YR1 (Fund 0124)	18.027	6759	79,485.20	61,905.70	17,579.00	0.50
STATEWIDE M&R YR2 (Fund 0124)	18.028	6760	966,560.00	721,263.51	245,296.00	0.49
<u>Office of Director</u>						
DIRECTOR'S OFFICE PS	06.005	0233	1,001,846.00	945,335.58	---	56,510.42
DIRECTOR'S OFFICE E&E	06.005	0235	384,122.00	351,420.12	---	32,701.88
REFUND ACCOUNT	06.005	1887	6,640.00	5,887.53	---	752.47
OPERATIONAL M&R (Fund 0124)	06.020	3393	94,689.00	94,268.20	---	420.80
<u>Division of Animal Health</u>						
ANIMAL HEALTH ADMIN PS	06.080	0244	1,823,312.00	1,697,034.52	---	126,277.48
ANIMAL HEALTH ADMIN E&E	06.080	0247	407,801.00	393,933.65	---	13,867.35
INDEMNITIES	06.090	4388	2,503.00	2,502.50	---	0.50
EARTAGS	06.085	6480	1,000.00	970.00	---	30.00

Division of Grain Inspection and Warehousing

GRAIN REGULATORY SVS PS	06.095	0251	658,977.00	625,520.96	---	33,456.04
GRAIN REGULATORY SVS E&E	06.095	0253	103,525.00	95,537.00	---	7,988.00

Division of Plant Industries

PLANT INDUSTRIES PRGM PS	06.105	0254	1,472,943.00	1,395,676.99	---	77,266.01
GYPSY MOTH CNTRL PRGM PS	06.110	1823	42,413.00	41,137.09	---	1,275.91
GYPSY MOTH CNTRL PRGM E&E	06.110	1824	2,158.00	2,090.20	---	67.80
PLANT INDUSTRIES PRGM E&E	06.105	7360	210,716.00	196,288.76	---	14,427.24

Division of Weights and Measures

WEIGHTS & MEASURES PS	06.120	0260	1,070,658.00	944,669.99	---	125,988.01
WEIGHTS & MEASURES E&E	06.120	7361	198,974.00	193,652.00	---	5,322.00

State Milk Board

MILK BOARD LOCAL HLTH	06.140	1826	459.00	---	---	459.00
STATE MILK BOARD PS	06.140	5289	112,080.00	108,677.42	---	3,402.58
STATE MILK BOARD E&E	06.140	5290	21,362.00	17,144.54	---	4,217.46

Agric Business Development Division

AGRI MISSOURI PROGRAM PS	06.065	2826	34,164.00	33,131.26	---	1,032.74
AGRI BUSINESS DEV PS	06.030	5277	669,430.00	608,602.06	---	60,827.94
AGRI BUSINESS DEV E&E	06.030	5278	313,842.00	284,246.74	---	29,595.26
AGRI MISSOURI PROGRAM E&E	06.065	8828	187,632.00	129,914.10	---	57,717.90

Missouri State Fair

STATE FAIR ADMIN PS	06.125	0269	554,416.00	531,191.79	---	23,224.21
---------------------	--------	------	------------	------------	-----	-----------

Market Information and Outreach Division

MARKET INFO/OUTREACH PS	06.075	6051	480,830.00	433,430.23	---	47,399.77
MARKET INFO/OUTREACH E&E	06.075	6052	82,764.00	64,898.20	---	17,865.80
DEMONSTRATION PROJECTS	06.075	6727	44,990.00	44,425.41	---	564.59
FAIR AG BLDG HVAC (Fund 0124)	20.145	4703	17,143.80	17,143.80	---	---
FAIR VAR INDUSTRIES BRICK (Fund 0124)	20.145	4705	263,047.98	259,047.98	---	4,000.00

DEPARTMENT OF ECONOMIC DEVELOPMENT

DED LEASING	13.055	1978	115,739.76	82,482.65	---	33,257.11
DC STATEWIDE UNPROGRAMMED (Fund 0124)	20.130	4680	5.50	---	---	5.50
DC STATEWIDE ROOF (Fund 0124)	20.135	4684	1,620.00	1,620.00	---	---
STATEWIDE M&R YR1 (Fund 0124)	18.027	6759	44,683.50	18,826.00	25,857.00	0.50
STATEWIDE M&R YR2 (Fund 0124)	18.028	6760	204,724.00	176,850.74	27,873.00	0.26

**STATE OF MISSOURI
SUMMARY OF APPROPRIATION ACTIVITY
GENERAL FUND - GENERAL REVENUE FUNDS
FOR THE APPROPRIATION YEAR 2005**

	H.B. No.	Appr. No.	Appropriations	Expenditures and Transfers Out	Reappropriations to 2006	Lapse of Appropriations
<u>Administrative Services</u>						
ADMINISTRATIVE SVS E&E	07.005	2173	322,260.00	290,008.24	---	32,251.76
ADMINISTRATIVE SVS PS	07.005	3612	1,558,883.00	1,304,121.35	---	254,761.65
ADMIN MODESA/MORESA EE	07.005	6857	100,000.00	---	---	100,000.00
<u>Economic Development Agencies</u>						
WOMEN'S COUNCIL ADMIN PS	07.110	0837	6,200.00	5,045.05	---	1,154.95
COMM DEV CORPS PRGM PS	07.050	1026	38,337.00	23,577.50	---	14,759.50
COMM DEV CORPS PROGRAM	07.050	2180	753,024.00	701,114.76	---	51,909.24
COMMUNITY DEV PRGM E&E	07.050	2181	191,506.00	176,733.31	---	14,772.69
MO ARTS COUNCIL E&E	07.085	2185	500,000.00	449,819.00	---	50,181.00
WOMEN'S COUNCIL ADMIN E&E	07.110	2191	5,000.00	4,847.95	---	152.05
LEWIS & CLARK COMM E&E	17.325	3240	5,000.00	---	---	5,000.00
COMMUNITY DEV PRGM PS	07.050	3638	749,393.00	653,406.38	---	95,986.62
MO COMMUNITY SVS COMM PS	07.050	3641	37,179.00	25,790.18	---	11,388.82
DELTA REGIONAL AUTHORITY	14.100	5933	80,000.00	79,826.00	---	174.00
COMM DEV CORPS PRGM E&E	07.050	5963	10,462.00	1,190.52	---	9,271.48
BUSINESS PS	07.020	6247	1,410,472.00	1,259,098.74	---	151,373.26
BUSINESS E&E	07.020	6248	2,142,822.00	1,715,801.22	---	427,020.78
JOB TRAINING	07.105	6325	1,980,563.00	1,921,146.00	---	59,417.00
BS MODESA/MORESA PS	07.020	6853	92,316.00	---	---	92,316.00
BS MODESA/MORESA EE	07.020	6854	35,736.00	---	---	35,736.00
CD MODESA/MORESA PS	07.050	6855	92,316.00	19,293.59	---	73,022.41
CD MODESA/MORESA EE	07.050	6856	35,736.00	1,229.08	---	34,506.92
JOB TRAINING (Fund 0169)	07.105	6234	370,183.00	370,183.00	---	---
WORKFORCE DEVELOPMENT PS (Fund 0169)	07.100	6235	178,812.00	177,700.00	---	1,112.00
WORKFORCE DEVELOPMENT E&E (Fund 0169)	07.100	6236	18,955.00	18,950.51	---	4.49
MO MANF EXT PARTNERSHIP (Fund 0172)	07.020	3626	1,791,358.00	1,685,846.00	---	105,512.00
BUSINESS PS (Fund 0172)	07.020	6254	51,878.00	32,634.24	---	19,243.76
ROLLA INNOVATION CENTER (Fund 0172)	07.020	7070	320,100.00	310,497.00	---	9,603.00
SE MO INNOVATION CENTER (Fund 0172)	07.020	7071	320,100.00	310,497.00	---	9,603.00
ST. LOUIS INNOVATION CNT (Fund 0172)	07.020	7072	400,000.00	388,000.00	---	12,000.00
OTHER INNOVATION CENTERS (Fund 0172)	07.020	7073	268,000.00	252,460.00	---	15,540.00
FT LEONARD WOOD TECH DEVL (Fund 0172)	07.020	7074	250,000.00	249,999.99	---	0.01
MO TECH CORP/RESEARCH (Fund 0172)	07.020	7075	250,000.00	242,500.00	---	7,500.00

Regulatory Agencies

OFC OF PUBLIC COUNSEL PS	07.170	1031	641,815.00	624,505.98	---	17,309.02
OFC OF PUBLIC COUNSEL E&E	07.170	2202	193,380.00	172,773.51	---	20,606.49

DEPARTMENT OF ELEMENTARY AND SECONDARY EDUCATION

COUNTY FOREIGN INSUR TAX	02.040	0106	77,191,746.00	77,190,271.44	---	1,474.56
DESE LEASING	13.005	1033	358,017.44	316,776.96	---	41,240.48
DC STATEWIDE EMERGENCY (Fund 0124)	16.020	4677	125,216.00	125,215.20	---	0.80
DC STATEWIDE HAZ MATERIAL (Fund 0124)	16.025	4679	30,000.34	17,905.85	---	12,094.49
DC STATEWIDE UNPROGRAMMED (Fund 0124)	20.130	4680	9,583.50	9,569.68	---	13.82
DC STATEWIDE ROOF (Fund 0124)	20.135	4684	99,164.20	87,928.20	---	11,236.00
DC STATEWIDE M&R (Fund 0124)	20.140	4687	275,000.00	275,000.00	---	---
STATEWIDE M&R YR1 (Fund 0124)	18.027	6759	46,395.97	46,395.04	---	0.93
STATEWIDE M&R YR2 (Fund 0124)	18.028	6760	1,143,079.00	130,090.60	1,012,988.00	0.40

Administration

SCHOOL FOOD SERVICES	02.025	0495	3,487,799.00	3,487,799.00	---	---
DIV OF GENERAL ADMIN PS	02.005	0537	2,609,419.00	2,518,402.00	---	91,017.00
DIV OF GENERAL ADMIN E&E	02.005	2294	66,958.00	64,949.00	---	2,009.00
BOARD OPERATED E&E	02.015	2298	15,954,236.00	15,954,236.00	---	---
SCHOOL IMPROVEMENT E&E	02.055	4956	103,078.00	99,986.00	---	3,092.00
CAREER EDUCATION E&E	02.055	4968	243,923.00	243,923.00	---	---
SPECIAL EDUCATION E&E	02.055	4974	29,925.00	28,703.00	---	1,222.00
TEACHER QUALITY/URBAN E&E	02.055	4980	102,679.00	100,421.00	---	2,258.00

Division of School Improvement

A+ SCHOOLS PROGRAM	02.095	0108	46,860.00	46,856.87	---	3.13
PERFORM BASED ASSESSMENT	02.100	2536	378,355.00	367,002.42	---	11,352.58
SCHOOL IMPROVEMENT PS	02.055	4955	1,278,332.00	1,208,901.00	---	69,431.00
SCHOLARS ACADEMY	02.085	7646	511,568.00	496,217.90	---	15,350.10
EARLY CHILDHOOD PROGRAM	02.090	8339	73,200.00	71,004.00	---	2,196.00

Division of Career Education

SPECIAL LITERACY GRANT	02.220	3865	1,184,991.00	1,149,441.00	---	35,550.00
CAREER EDUCATION PS	02.055	4967	1,202,848.00	1,202,847.51	---	0.49
ADULT ED & LITERACY	02.215	9427	4,279,293.00	4,150,914.00	---	128,379.00

Division of Special Education

BOARD OPERATED PS	02.015	0015	27,449,907.00	27,449,557.14	---	349.86
SHELTERED WORKSHOPS	02.260	0498	18,598,625.00	18,581,804.27	---	16,820.73
BLIND LITERACY TASK FORCE	02.270	1861	95,000.00	88,148.44	---	6,851.56

**STATE OF MISSOURI
SUMMARY OF APPROPRIATION ACTIVITY
GENERAL FUND - GENERAL REVENUE FUNDS
FOR THE APPROPRIATION YEAR 2005**

	H.B. No.	Appr. No.	Appropriations	Expenditures and Transfers Out	Reappropriations to 2006	Lapse of Appropriations
COMM FOR THE DEAF E&E	02.290	2322	48,085.00	37,821.00	---	10,264.00
DFS/DMH SCHOOL PLACEMENTS	02.250	2542	2,330,731.00	1,421,685.46	---	909,045.54
FIRST STEPS	02.245	4112	10,343,305.00	10,169,590.00	---	173,715.00
SPECIAL EDUCATION PS	02.055	4973	198,900.00	192,624.60	---	6,275.40
COMM FOR THE DEAF PS	02.290	9919	212,692.00	212,605.50	---	86.50
STATE SCHOOLS OPMR (Fund 0124)	02.255	3384	57,950.00	57,947.89	---	2.11
MSB HVAC (Fund 0124)	20.005	4665	7,717.80	7,717.80	---	---
DALE M THOMPSON HVAC/FLR (Fund 0124)	20.015	4670	11,611.64	---	---	11,611.64
LAKEVIEW HVAC/FLOORING (Fund 0124)	20.015	4671	187,874.83	186,613.45	---	1,261.38
HELEN M DAVIS ROOFS (Fund 0124)	20.015	4675	10,943.75	10,943.75	---	---
<u>Division of Teacher Quality and Urban</u>						
COURT ORDERED PAYMENTS	02.010	0944	15,000,000.00	15,000,000.00	---	---
EARLY GRADE LITERACY PRGM	02.020	2535	105,000.00	101,850.00	---	3,150.00
SCHOLARSHIPS	02.130	2537	249,000.00	215,000.00	---	34,000.00
TEACHER QUALITY/URBAN PS	02.055	4979	930,037.00	891,313.00	---	38,724.00
<u>Division of Vocational Rehabilitation</u>						
FIELD SUPPORT SVS PS	02.175	0051	317,538.00	303,827.74	---	13,710.26
VOCATIONAL REHAB GRANT	02.180	0506	10,811,624.00	10,811,623.56	---	0.44
FIELD SUPPORT SVS E&E	02.175	2313	6,680.00	6,460.04	---	219.96
WEST PLAINS VOC TECH	16.010	2446	22,797.00	---	---	22,797.00
MEDICAID FEE FOR SRV/CARE	02.191	7027	69,954.00	69,954.00	---	---
PERSONAL ASSISTANCE SVS	02.190	8343	30,752,563.00	30,752,563.00	---	---
INDEPENDENT LIVING CNTRS	02.195	8908	2,156,486.00	2,091,790.50	---	64,695.50
<u>DEPARTMENT OF HIGHER EDUCATION</u>						
HIGHER EDUCATION LEASING	13.010	6087	112,102.56	63,603.48	---	48,499.08
<u>Higher Education Administration</u>						
COORDINATION ADMIN PS	03.005	0438	662,347.00	608,063.05	---	54,283.95
MIDWEST HIGHER ED. COMM	03.015	0459	82,500.00	82,500.00	---	---
STATE AID COMM COLLEGES	03.130	0591	87,609,147.00	84,980,873.00	---	2,628,274.00
OUT-OF-DISTRICT INSTRUCT	03.130	0802	1,175,986.00	1,140,706.00	---	35,280.00
COMM COLLEGE DEV CENTERS	03.130	0924	246,613.00	239,215.00	---	7,398.00

COORDINATION ADMIN E&E	03.005	2167	143,478.00	102,638.36	---	40,839.64
GRANT & SCHLSHP ADMIN E&E	03.005	2168	92,115.00	24,054.12	---	68,060.88
STATE ANATOMICAL BOARD	03.020	2288	3,069.00	---	---	3,069.00
REGIONAL TECH ED CENTERS	03.130	2678	20,448,307.00	19,834,858.00	---	613,449.00
GRANT & SCHLSHP ADMIN PS	03.005	3857	189,241.00	160,618.35	---	28,622.65
VIETNAM SURVIVOR SCHLSHIP	03.080	3860	83,570.00	38,000.00	---	45,570.00
WORKFORCE UNDEREMPLOYED	03.130	3862	1,644,085.00	1,594,762.00	---	49,323.00
WORKFORCE PREPARATION	03.130	4469	14,961,443.00	14,512,600.00	---	448,843.00
PROPRIETARY SCH ADMIN PS	03.005	6293	125,416.00	125,397.88	---	18.12
PROPRIETARY SCH ADMIN E&E	03.005	6294	33,326.00	29,631.09	---	3,694.91
PUBLIC SERVICE GRANT PRGM	03.075	8349	60,710.00	38,712.00	---	21,998.00

State Colleges and Universities

DES RENO CONST SCIENC	20.055	0364	2,342,619.28	2,342,618.81	---	0.47
MO KIDNEY PROGRAM	03.230	0632	4,016,774.00	3,896,271.00	---	120,503.00
STATE HISTORICAL SOCIETY	03.235	0643	922,601.00	838,990.00	---	83,611.00
INSTITUTE OF MENTAL HLTH	03.225	0644	2,299,850.00	2,091,427.00	---	208,423.00
SOUTHWEST MO STATE UNIV	03.155	0645	73,095,562.00	70,902,695.00	---	2,192,867.00
CENTRAL MO STATE UNIV	03.145	0649	48,841,763.00	47,376,510.00	---	1,465,253.00
SOUTHEAST MO STATE UNIV	03.150	0650	39,772,113.00	38,578,950.00	---	1,193,163.00
TRUMAN STATE UNIVERSITY	03.165	0652	36,992,045.00	35,882,284.00	---	1,109,761.00
NORTHWEST MO STATE UNIV	03.170	0656	27,266,631.00	26,448,632.00	---	817,999.00
MO SOUTHERN UNIV-JOPLIN	03.175	0659	19,389,314.00	18,807,635.00	---	581,679.00
MISSOURI WESTERN COLLEGE	03.180	0660	18,998,078.00	18,428,136.00	---	569,942.00
LINCOLN UNIVERSITY	03.160	0661	15,201,387.00	14,745,345.00	---	456,042.00
PLAN DES OF REN FINE ARTS	20.060	0946	761,550.93	---	761,550.00	0.93
PLAN DES OF RENO JASON	20.045	0949	9,357.23	9,357.23	---	---
DES CONST VIS PERF ARTS	20.065	0952	930,395.33	104,877.19	825,518.00	0.14
COMMON LIBRARY PLATFORM	03.195	1037	649,539.00	590,674.00	---	58,865.00
UNIV OF MO MORENET	03.200	1038	14,504,401.00	13,189,939.00	---	1,314,462.00
ALZHEIMER'S RESEARCH	03.215	1039	227,375.00	206,770.00	---	20,605.00
UNIV OF MISSOURI CAMPUSES	03.190	2304	363,949,765.00	353,031,272.00	---	10,918,493.00
HOSPITAL AND CLINICS	03.205	2305	13,135,457.00	11,945,056.00	---	1,190,401.00
UMC LIFE SCIENCES BLDG	20.095	2467	3,858,452.42	3,858,452.42	---	---
MO REHABILITATION CENTER	03.210	2691	10,116,691.00	9,199,866.00	---	916,825.00
LINN STATE TECH COLLEGE	03.140	2733	4,119,636.00	3,996,047.00	---	123,589.00
HARRIS STOWE STATE COLL	03.185	3426	8,901,978.00	8,634,919.00	---	267,059.00
IMPRV DENTAL SCH UMKC	20.080	4533	522,654.95	522,654.95	---	---
SEMO VISUAL & PAC	19.110	6754	1,000.00	1,000.00	---	---
CMSU MORRIS SCIENCE BLDG	21.025	6914	220,000.00	220,000.00	---	---

**STATE OF MISSOURI
SUMMARY OF APPROPRIATION ACTIVITY
GENERAL FUND - GENERAL REVENUE FUNDS
FOR THE APPROPRIATION YEAR 2005**

	H.B. No.	Appr. No.	Appropriations	Expenditures and Transfers Out	Reappropriations to 2006	Lapse of Appropriations
<u>DEPARTMENT OF HEALTH AND SENIOR SERVICES</u>						
DOH LAB PLANNING	20.265	2487	174,734.53	174,734.53	---	---
HEALTH LEASING	13.100	4181	2,049,334.13	1,987,380.42	---	61,953.71
<u>Office of the Director</u>						
DIRECTOR'S OFFICE E&E	10.600	3914	13,839.00	13,170.83	---	668.17
OFC OF MINORITY HLTH PS	10.600	4655	267,308.00	238,392.40	---	28,915.60
OFC OF MINORITY HLTH E&E	10.600	4656	536,025.00	341,744.00	---	194,281.00
MINORITY HLTH & AGING PRG	10.600	4658	165,707.00	157,453.04	---	8,253.96
DIRECTOR'S OFFICE PS	10.600	8443	1,628,346.00	1,553,036.46	---	75,309.54
<u>State Public Health Lab</u>						
PUBLIC HEALTH LAB PS	10.605	0219	1,824,380.00	1,737,122.76	---	87,257.24
PUBLIC HEALTH LAB E&E	10.605	0220	1,604,150.00	1,556,975.00	---	47,175.00
<u>Center for Health Information Management and Evaluation</u>						
CTR FOR HLT INFO&EVAL PS	10.630	3917	1,786,448.00	1,757,848.00	---	28,600.00
CTR FOR HLT INFO&EVAL E&E	10.630	3918	332,356.00	332,181.65	---	174.35
LOCAL REGISTRARS	10.630	3938	155,000.00	155,000.00	---	---
<u>Center for Local Public Health Services</u>						
LOCAL PUBLIC HLT SVS PS	10.635	0142	361,159.00	332,097.70	---	29,061.30
LOCAL PUBLIC HLT SVS E&E	10.635	0161	28,546.00	22,677.47	---	5,868.53
CORE PUBLIC HLT FUNCTIONS	10.640	3944	9,027,772.00	8,740,478.86	---	287,293.14
<u>Administration</u>						
ADMIN SHARED EXPENSES E&E	10.610	6805	102,535.00	85,947.69	---	16,587.31
DIVISION OF ADMIN PS	10.610	7693	709,217.00	687,938.08	---	21,278.92
DIVISION OF ADMIN E&E	10.610	7694	269,095.00	249,938.00	---	19,157.00
<u>Missouri Health Facilities Review</u>						
MHFRC PS	10.715	4176	169,328.00	141,578.82	---	27,749.18
MHFRC E&E	10.715	4177	23,851.00	18,964.33	---	4,886.67

Environmental Health and Communicable

Disease Prevention

MEDICATIONS	10.655	1492	2,120,896.00	2,057,269.00	---	63,627.00
ENV HLT COM DIS PROG	10.655	6812	1,095,832.00	1,062,944.94	---	32,887.06
ENVIRONMENTAL HLT SVC PS	10.650	7700	2,864,563.00	2,726,353.50	---	138,209.50
ENVIRONMENTAL HLT SVC E&E	10.650	7701	1,236,940.00	939,999.09	---	296,940.91

Division of Community Health

DIV COMM HLTH SVS PS	10.660	6816	2,812,204.00	2,640,355.44	---	171,848.56
DIV COMM HLTH SVS E&E	10.660	6817	422,611.00	356,217.90	---	66,393.10
COM HLTH SVC PROGRAM	10.665	6826	780,855.00	733,923.90	---	46,931.10

Maternal Child and Family Health

HEAD INJURY SERVICES	10.665	0262	1,448,498.00	1,426,170.81	---	22,327.19
MATERNAL & CHILD HLT SVS	10.665	3969	779,358.00	591,165.21	---	188,192.79
ALTERNATIVES TO ABORTION	10.677	4576	570,000.00	398,971.94	---	171,028.06
GENETICS PROGRAM	10.665	7731	1,586,216.00	1,378,057.48	---	208,158.52
CHILD W/SPECIAL NEEDS	10.665	9419	1,051,772.00	1,020,218.79	---	31,553.21

Nutritional Health and Services

WIC SUPP FOOD DISTRIBUT	10.675	0479	54,126.00	52,502.00	---	1,624.00
-------------------------	--------	------	-----------	-----------	-----	----------

Senior Service and Regulation

SN SVC & REGULATION-PS	10.680	6829	17,108,961.00	15,837,281.66	---	1,271,679.34
SN SVC & REGULATION-EE	10.680	6830	2,224,820.00	1,801,617.81	---	423,202.19

Division of Senior Services

HOME & COMMUNITY SVS PRGM	10.690	3383	14,678,146.00	7,427,926.17	---	7,250,219.83
HOME & COMMNTY SVS GRANTS	10.695	4519	9,488,614.00	9,403,995.55	---	84,618.45
AAA GRANTS	10.700	4522	1,866,115.00	1,826,090.00	---	40,025.00

DEPARTMENT OF TRANSPORTATION

FRINGES MULTIMODAL PS	04.235	0100	105,149.00	71,453.35	---	33,695.65
ELDRLY&DISAB TRAN ASSTIST	04.265	2765	2,793,805.00	2,709,991.00	---	83,814.00
PORT AUTH FINANCIAL ASST	04.330	3438	450,000.00	436,500.00	---	13,500.00
STATE MATCH FOR AMTRAK	04.300	4265	4,700,000.00	4,564,969.00	---	135,031.00
SUPPORT TO MULTIMODAL DIV	04.240	4629	38,130.00	36,986.00	---	1,144.00
MULTIMODAL OPS ADMIN PS	04.235	8899	288,105.00	270,596.80	---	17,508.20
MULTIMODAL OPS ADMIN E&E	04.235	8900	21,390.00	16,692.16	---	4,697.84

**STATE OF MISSOURI
SUMMARY OF APPROPRIATION ACTIVITY
GENERAL FUND - GENERAL REVENUE FUNDS
FOR THE APPROPRIATION YEAR 2005**

	H.B. No.	Appr. No.	Appropriations	Expenditures and Transfers Out	Reappropriations to 2006	Lapse of Appropriations
<u>DEPARTMENT OF LABOR AND INDUSTRIAL RELATIONS</u>						
DOLIR LEASING	13.065	3229	102,413.48	27,079.92	---	75,333.56
DC STATEWIDE EMERGENCY (Fund 0124)	16.020	4677	2,750.00	2,750.00	---	---
DC STATEWIDE UNPROGRAMMED (Fund 0124)	20.130	4680	22,885.54	15,585.31	---	7,300.23
DC STATEWIDE ROOF (Fund 0124)	20.135	4684	9,017.00	9,016.36	---	0.64
DC STATEWIDE ASSESSMENT (Fund 0124)	20.140	4686	12,089.00	12,088.36	---	0.64
STATEWIDE M&R YR2 (Fund 0124)	18.028	6760	7,999.00	---	7,999.00	---
<u>Director and Staff</u>						
LIFE INSURANCE COSTS	07.800	2670	102.00	102.00	---	---
<u>Division of Labor Standards</u>						
ON-SITE CONSULTATIONS/LS	07.820	0596	81,076.00	78,644.00	---	2,432.00
MINE SAFETY TRNG PRGM	07.825	0597	61,218.00	59,381.00	---	1,837.00
ADMINISTRATION/LS PS	07.815	0683	939,861.00	900,604.86	---	39,256.14
ADMINISTRATION/LS E&E	07.815	0685	111,422.00	58,178.44	---	53,243.56
<u>State Board of Mediation</u>						
BOARD OF MEDIATION PS	07.830	0598	103,449.00	98,058.00	---	5,391.00
BOARD OF MEDIATION E&E	07.830	2324	18,985.00	12,971.49	---	6,013.51
<u>Commission on Human Rights</u>						
COMM ON HUMAN RIGHTS PS	07.895	5995	893,062.00	864,723.95	---	28,338.05
COMM ON HUMAN RIGHTS E&E	07.895	5997	33,200.00	28,735.96	---	4,464.04
<u>Labor and Industrial Relations Commission</u>						
INDUSTRIAL COMMISSION PS	07.810	3092	13,495.00	12,779.32	---	715.68
INDUSTRIAL COMMISSION E&E	07.810	3093	1,621.00	1,507.00	---	114.00
<u>DEPARTMENT OF MENTAL HEALTH</u>						
MENTAL HEALTH LEASING	13.095	0655	2,881,525.89	2,448,294.76	---	433,231.13
REFUNDS	10.020	5519	49,217.00	49,217.00	---	---
STATEWIDE MTN REPAIR (Fund 0124)	20.100	0288	0.03	---	---	0.03
OPERATIONAL M&R (Fund 0124)	10.035	3405	1,197,230.00	1,195,687.49	---	1,542.51

DC STATEWIDE HAZ MATERIAL (Fund 0124)	16.025	4679	57,562.87	56,651.41	---	911.46
DC STATEWIDE UNPROGRAMMED (Fund 0124)	20.130	4680	26,024.26	25,353.00	---	671.26
DC STATEWIDE ROOF (Fund 0124)	20.135	4684	69,745.39	69,744.65	---	0.74
DC STATEWIDE ASSESSMENT (Fund 0124)	20.140	4686	168,750.00	168,750.00	---	---
DC STATEWIDE M&R (Fund 0124)	20.140	4687	935,365.68	860,665.97	---	74,699.71
STATEWIDE M&R YR1 (Fund 0124)	18.027	6759	1,440,171.01	668,903.82	771,267.00	0.19
STATEWIDE M&R YR2 (Fund 0124)	18.028	6760	8,382,005.00	1,597,182.09	6,784,822.00	0.91

Office of the Director

DIRECTOR'S OFFICE PS	10.005	0669	828,391.00	816,989.55	---	11,401.45
DIRECTOR'S OFFICE E&E	10.005	2043	92,746.00	84,021.06	---	8,724.94
OFFICE INFO SYSTEMS E&E	10.015	2048	2,657,602.00	2,565,496.28	---	92,105.72
OFFICE INFO SYSTEMS PS	10.015	3888	3,061,194.00	3,059,157.65	---	2,036.35
OPERATIONAL SUPPORT PS	10.010	5307	4,371,561.00	4,053,250.23	---	318,310.77
OPERATIONAL SUPPORT E&E	10.010	5310	1,114,261.00	983,200.00	---	131,061.00

Division of Alcohol and Drug Abuse

ADA TREATMENT SVS E&E	10.115	2050	2,324,426.00	2,324,426.00	---	---
ADA ADMIN PS	10.105	2149	1,190,372.00	1,190,372.00	---	---
ADA ADMIN E&E	10.105	2150	55,573.00	55,573.00	---	---
PREVENTION & EDU SVS PS	10.110	2649	7,485.00	7,484.87	---	0.13
ADA TREATMENT SERVICES	10.115	4147	20,783,661.00	20,371,416.00	---	412,245.00
ADA TREATMENT SVS PS	10.115	4148	784,346.00	784,288.64	---	57.36
COMMUNITY 2000	10.110	4649	29,997.00	29,997.00	---	---
SCHOOL BASED PREVENTION	10.110	6795	435,540.00	435,540.00	---	---

Division of Comprehensive Psychiatric Services

HOMELESS MENTALLY ILL	10.220	0321	851,392.00	851,392.00	---	---
MEDICATION COST INCREASES	10.245	0373	9,080,488.00	9,080,488.00	---	---
DES IMP SEX PREDR BLR HOC	20.220	0443	12,826.32	---	---	12,826.32
MID MO MHC YOUTH SVS PS	10.280	0677	1,389,755.00	1,389,754.18	---	0.82
ADULT COMMUNITY PRGM PS	10.210	1479	106,583.00	105,551.71	---	1,031.29
YOUTH COMMUNITY PRGM PS	10.230	1481	261,696.00	260,150.92	---	1,545.08
CPS ADMIN PS	10.205	1844	815,430.00	803,222.27	---	12,207.73
CPS ADMIN E&E	10.205	1845	172,525.00	149,721.00	---	22,804.00
CIVIL COMM LEGAL FEES	10.215	1864	950,000.00	652,609.50	---	297,390.50
OA CIVIL COMM LEGAL FEES	10.215	1865	132,550.00	115,800.00	---	16,750.00
FORENSIC SUPPORT SVS PS	10.225	1866	653,707.00	606,995.56	---	46,711.44
FORENSIC SUPPORT SVS E&E	10.225	1867	82,122.00	64,138.00	---	17,984.00
CPS FUEL & UTILITIES	10.240	1899	4,726,109.00	4,726,109.00	---	---
ADULT COMMUNITY PRGM E&E	10.210	2052	900,000.00	835,373.00	---	64,627.00
ADULT COMMUNITY PROGRAM	10.210	2053	73,945,403.00	72,645,739.00	---	1,299,664.00

**STATE OF MISSOURI
SUMMARY OF APPROPRIATION ACTIVITY
GENERAL FUND - GENERAL REVENUE FUNDS
FOR THE APPROPRIATION YEAR 2005**

	H.B. No.	Appr. No.	Appropriations	Expenditures and Transfers Out	Reappropriations to 2006	Lapse of Appropriations
YOUTH COMMUNITY PRGM E&E	10.230	2056	470,000.00	387,362.00	---	82,638.00
YOUTH COMMUNITY PROGRAM	10.230	2057	21,006,784.00	19,065,529.00	---	1,941,255.00
FULTON STATE HOSPITAL E&E	10.255	2061	5,360,604.00	5,360,603.46	---	0.54
NW MO PSY REHAB CTR E&E	10.260	2063	1,935,298.00	1,923,277.81	---	12,020.19
STL PSY REHAB CTR E&E	10.265	2064	2,629,796.00	2,597,880.00	---	31,916.00
SW MO PSY REHAB CTR E&E	10.267	2065	474,013.00	474,013.00	---	---
COTTONWOOD TRMT CTR E&E	10.272	2066	280,226.00	230,227.00	---	49,999.00
HAWTHORN PSY HOSPTL E&E	10.270	2067	1,263,136.00	1,192,466.00	---	70,670.00
METRO STL PSY CTR E&E	10.275	2068	3,111,396.00	3,111,396.00	---	---
MID MO MHC YOUTH SVS E&E	10.280	2069	438,574.00	438,574.00	---	---
MID MISSOURI MHC E&E	10.280	2077	1,404,790.00	1,404,790.00	---	---
SOUTHEAST MO MHC E&E	10.285	2083	1,985,642.00	1,985,642.00	---	---
WEST MO MHC YOUTH SVS E&E	10.295	2088	115,029.00	114,160.00	---	869.00
WESTERN MO MHC E&E	10.295	2090	2,551,876.00	2,533,176.65	---	18,699.35
LOSS OF BENEFITS (NGRI)	10.250	2454	500,000.00	500,000.00	---	---
SEXUAL OFFEND TRTM PS	10.300	3059	5,726,240.00	5,683,605.92	---	42,634.08
SEXUAL OFFEND TRTM EE	10.300	3060	1,325,991.00	1,325,991.00	---	---
WEST MO MHC YOUTH SVS PS	10.295	3909	886,919.00	876,505.00	---	10,414.00
SW MO PSY REHAB CTR PS	10.267	4157	2,289,975.00	2,289,923.42	---	51.58
HAWTHORN ROOFS	20.240	4816	57,262.38	57,262.38	---	---
ST LOUIS PSYCH ELECTRICAL	16.155	4899	53,217.52	5,853.04	---	47,364.48
WESTERN MO NEW FACILITY	20.260	4900	39,079.00	39,079.00	---	---
SEMO - PUB BLDG	10.290	7520	129,322.00	129,322.00	---	---
FULTON STATE HOSPITAL PS	10.255	9381	37,902,250.00	37,901,652.34	---	597.66
NW MO PSY REHAB CTR PS	10.260	9384	9,536,921.00	9,294,907.42	---	242,013.58
STL PSY REHAB CTR PS	10.265	9385	16,425,266.00	16,216,679.72	---	208,586.28
COTTONWOOD TRMT CTR PS	10.272	9386	1,237,654.00	1,237,653.94	---	0.06
HAWTHORN PSY HOSPTL PS	10.270	9387	5,439,625.00	5,120,162.75	---	319,462.25
METRO STL PSY CTR PS	10.275	9391	11,018,413.00	10,983,018.38	---	35,394.62
MID MISSOURI MHC PS	10.280	9393	6,322,155.00	6,322,154.38	---	0.62
SOUTHEAST MO MHC PS	10.285	9394	15,110,193.00	14,974,248.28	---	135,944.72
WESTERN MO MHC PS	10.295	9395	15,701,550.00	15,173,038.35	---	528,511.65
FSH HEARNES LIGHTING/ELEC (Fund 0124)	20.230	4808	86,969.65	35,000.00	---	51,969.65
FSH BIGGS HVAC (Fund 0124)	20.230	4809	76,400.00	66,953.70	---	9,446.30
FSH REPLACE LAUNDRY (Fund 0124)	20.230	4810	100,584.96	82,328.25	---	18,256.71
SEMO BLAIR ELEVATOR (Fund 0124)	20.255	5085	508.73	---	---	508.73

Division of Mental Retardation -
Developmental Disabilities

COMM SUPPORT STAFF PS	10.415	0458	1,287,299.00	1,262,296.68	---	25,002.32
ALBANY RC PS	10.425	0460	1,188,081.00	1,164,972.72	---	23,108.28
CENTRAL MO RC PS	10.430	0461	1,413,814.00	1,349,105.21	---	64,708.79
HANNIBAL RC PS	10.435	0462	1,490,921.00	1,467,810.80	---	23,110.20
JOPLIN RC PS	10.440	0463	1,609,368.00	1,520,345.83	---	89,022.17
KANSAS CITY RC PS	10.445	0464	2,159,388.00	2,119,007.39	---	40,380.61
KIRKSVILLE RC PS	10.450	0466	1,050,338.00	989,337.75	---	61,000.25
POPLAR BLUFF RC PS	10.455	0467	1,203,835.00	1,203,834.28	---	0.72
ROLLA RC PS	10.460	0468	1,479,439.00	1,416,009.94	---	63,429.06
SIKESTON RC PS	10.465	0469	1,229,745.00	1,216,633.65	---	13,111.35
SPRINGFIELD RC PS	10.470	0470	1,687,596.00	1,605,541.50	---	82,054.50
ST LOUIS RC PS	10.475	0471	3,739,371.00	3,739,371.00	---	---
BELLEFONTAINE HC PS	10.485	0473	21,786,972.00	21,784,046.57	---	2,925.43
HIGGINSVILLE HC PS	10.490	0474	8,518,916.00	8,514,057.22	---	4,858.78
MARSHALL HC PS	10.495	0475	18,619,035.00	18,543,939.41	---	75,095.59
NEVADA HC PS	10.500	0476	7,491,274.00	7,464,050.03	---	27,223.97
ST LOUIS DDTDC PS	10.505	0477	13,941,082.00	13,941,082.00	---	---
SOUTHEAST MO RES SVCS PS	10.515	0478	4,946,473.00	4,946,144.70	---	328.30
MRDD ADMIN PS	10.405	1911	876,600.00	876,599.91	---	0.09
MRDD ADMIN E&E	10.405	1912	114,990.00	111,943.00	---	3,047.00
COMMUNITY PROGRAMS	10.410	1919	77,129,382.00	75,809,917.24	---	1,319,464.76
AUTISTIC CLIENTS	10.410	1928	3,200,659.00	3,200,659.00	---	---
NW COMMUNITY SERVICES PS	10.490	1937	2,465,000.00	2,463,732.23	---	1,267.77
FUEL & UTILITIES	10.480	1951	3,015,586.00	3,015,586.00	---	---
COMM SUPPORT STAFF E&E	10.415	2094	1,073,512.00	1,071,649.76	---	1,862.24
ALBANY RC E&E	10.425	2101	205,103.00	181,200.79	---	23,902.21
CENTRAL MO RC E&E	10.430	2102	109,131.00	101,527.23	---	7,603.77
HANNIBAL RC E&E	10.435	2108	353,935.00	351,335.00	---	2,600.00
JOPLIN RC E&E	10.440	2111	316,302.00	268,428.18	---	47,873.82
KANSAS CITY RC E&E	10.445	2112	386,398.00	342,538.40	---	43,859.60
KIRKSVILLE RC E&E	10.450	2113	215,060.00	208,335.00	---	6,725.00
POPLAR BLUFF RC E&E	10.455	2115	192,561.00	133,508.00	---	59,053.00
ROLLA RC E&E	10.460	2116	206,283.00	135,165.36	---	71,117.64
SIKESTON RC E&E	10.465	2117	203,271.00	196,767.86	---	6,503.14
SPRINGFIELD RC E&E	10.470	2118	333,407.00	260,323.69	---	73,083.31
ST LOUIS DDTDC E&E	10.505	2119	2,440,664.00	2,440,664.00	---	---
SOUTHEAST MO RES SVCS E&E	10.515	2120	692,975.00	692,921.73	---	53.27
ST LOUIS RC E&E	10.475	2332	541,716.00	541,715.95	---	0.05
BELLEFONTAINE HC E&E	10.485	2337	1,558,418.00	1,558,418.00	---	---
HIGGINSVILLE HC E&E	10.490	2348	1,000,321.00	1,000,319.18	---	1.82
MARSHALL HC E&E	10.495	2354	1,395,440.00	1,395,440.00	---	---
NEVADA HC E&E	10.500	2356	1,662,879.00	1,662,878.96	---	0.04

**STATE OF MISSOURI
SUMMARY OF APPROPRIATION ACTIVITY
GENERAL FUND - GENERAL REVENUE FUNDS
FOR THE APPROPRIATION YEAR 2005**

	H.B. No.	Appr. No.	Appropriations	Expenditures and Transfers Out	Reappropriations to 2006	Lapse of Appropriations
C & F DIRECTED SUPPORTS	10.410	2770	16,736,118.00	16,735,422.77	---	695.23
BELLEFONTAINE WINDOWS	20.225	4807	32,760.93	---	---	32,760.93
NEVADA WAREHOUSE ROOF	20.250	4830	22,336.27	---	---	22,336.27
MARSHALL COMM SVS PS	10.495	6033	1,762,348.00	1,761,946.78	---	401.22
MARSHALL COMM SVS E&E	10.495	6034	22,410.00	22,410.00	---	---
NEVADA COMM SVS PS	10.500	6035	913,876.00	889,139.58	---	24,736.42
NEVADA COMM SVS E&E	10.500	6036	20,248.00	18,019.57	---	2,228.43
SLDDTC COMM SVS PS	10.505	6037	2,048,883.00	2,030,893.06	---	17,989.94
SLDDTC COMM SVS E&E	10.505	6038	453,850.00	453,850.00	---	---
SEMOR COMM SVS PS	10.515	6039	591,085.00	576,998.35	---	14,086.65
SEMOR COMM SVS E&E	10.515	6040	24,772.00	24,753.72	---	18.28
SLDDTC PUB BLDG	10.510	7525	84,861.00	84,861.00	---	---
BELLEFONTAINE ELECTRICAL (Fund 0124)	20.225	4805	5,170.00	5,170.00	---	---
HANNIBAL ADMIN ROOF (Fund 0124)	20.235	4811	10,510.77	10,510.77	---	---
HIGGINSVILLE E ROOF (Fund 0124)	20.245	4818	26,098.50	26,098.50	---	---
HIGGINSVILLE C ROOF (Fund 0124)	20.245	4819	313,279.29	286,798.25	---	26,481.04
HIGGINSVILLE REMOVE SOIL (Fund 0124)	20.245	4822	138,174.87	113,565.65	---	24,609.22
COMMUNITY PROGRAMS (Fund 0176)	10.410	0395	4,544,329.00	4,461,024.05	---	83,304.95
<u>DEPARTMENT OF NATURAL RESOURCES</u>						
AGENCY WIDE OPERATIONS	06.235	0566	60,848.00	59,023.00	---	1,825.00
MINORITY SCHOLARSHIPS	06.410	0811	44,410.00	23,000.00	---	21,410.00
DNR LEASING	13.050	4305	519,387.33	489,079.67	---	30,307.66
LEWIS AND CLARK	17.250	5611	131,272.12	126,613.65	---	4,658.47
DC STATEWIDE EMERGENCY (Fund 0124)	16.020	4677	13.00	---	---	13.00
DC STATEWIDE HAZ MATERIAL (Fund 0124)	16.025	4679	1,556.00	1,555.34	---	0.66
DC STATEWIDE UNPROGRAMMED (Fund 0124)	20.130	4680	21,776.60	21,576.26	---	200.34
LEWIS AND CLARK (Fund 0139)	17.250	5612	62,500.35	61,501.64	---	998.71
<u>Office of Director</u>						
DIRECTOR'S OFFICE PS	06.200	0953	189,890.00	182,424.00	---	7,466.00
<u>Outreach and Assistance Center</u>						
OUTREACH & ASSISTANCE PS	06.205	5436	1,483,062.00	1,415,751.93	---	67,310.07
OUTREACH & ASSISTANCE E&E	06.205	5447	461,415.00	439,253.23	---	22,161.77

Division of Administrative Support

DIV OF ADMIN SUPPORT PS	06.230	0955	654,835.00	560,452.27	---	94,382.73
-------------------------	--------	------	------------	------------	-----	-----------

Air and Land Protection Division

SOLID WASTE FORFEITURES	06.375	4303	17,304.00	1,650.00	---	15,654.00
ENVIRONMENTAL SVS PS	06.320	5406	159,978.00	149,077.58	---	10,900.42
ENVIRONMENTAL SVS E&E	06.320	5417	97,496.00	95,104.00	---	2,392.00
SOLID WASTE FORFEITURES (Fund 0198)	06.375	4304	141,599.00	3,086.32	---	138,512.68

Water Protection and Soil Conservation

DRINKING WATER LOAN	17.205	3279	327,941.91	327,941.91	---	---
WATER POLLUTION CNTRL PS	06.320	5321	92,255.00	88,461.01	---	3,793.99
WATER POLLUTION CNTRL E&E	06.320	5325	11,825.00	11,014.73	---	810.27
PUBLIC DRINKING WATER PS	06.320	5332	319,777.00	299,908.23	---	19,868.77
PUBLIC DRINKING WATER E&E	06.320	5335	109,761.00	80,617.73	---	29,143.27
REGIONAL OFFICES PS	06.320	5340	2,230,491.00	2,149,753.09	---	80,737.91
REGIONAL OFFICES E&E	06.320	5349	154,663.00	125,242.19	---	29,420.81
WPSCD ADMINISTRATION E&E	06.320	5363	50,329.00	43,764.35	---	6,564.65
DRINKING WATER LOAN	17.275	5731	867,352.00	867,352.00	---	---
DRINKING WATER LOAN	17.305	6395	1,643,602.00	1,643,602.00	---	---

Geological Survey and Resource Assessment**Division**

ADMIN & SUPPORT PS	06.305	5222	421,192.00	369,435.84	---	51,756.16
ADMIN & SUPPORT E&E	06.305	5223	83,547.00	80,998.80	---	2,548.20
GEOLOGICAL SURVEY PS	06.305	5231	583,373.00	476,341.08	---	107,031.92
GEOLOGICAL SURVEY E&E	06.305	5232	77,027.00	75,130.31	---	1,896.69
WATER RESOURCES PS	06.305	5245	994,994.00	890,865.30	---	104,128.70
WATER RESOURCES E&E	06.305	5246	222,590.00	203,914.00	---	18,676.00
DGLS OPERATIONAL M&R (Fund 0124)	06.300	3394	8,759.00	8,196.62	---	562.38
DGLS HVAC RENOVATIONS (Fund 0124)	20.150	4719	2,092,251.76	1,489,251.80	602,999.00	0.96

DEPARTMENT OF PUBLIC SAFETY

PUBLIC SAFETY LEASING	13.070	6075	477,067.06	277,253.79	---	199,813.27
DC STATEWIDE EMERGENCY (Fund 0124)	16.020	4677	0.67	---	---	0.67
DC STATEWIDE HAZ MATERIAL (Fund 0124)	16.025	4679	60,348.76	58,975.53	---	1,373.23
DC STATEWIDE UNPROGRAMMED (Fund 0124)	20.130	4680	86,586.39	86,585.52	---	0.87
DC STATEWIDE ROOF (Fund 0124)	20.135	4684	68,748.00	68,747.14	---	0.86
DC STATEWIDE M&R (Fund 0124)	20.140	4687	100,661.55	100,660.90	---	0.65
STATEWIDE M&R YR1 (Fund 0124)	18.027	6759	16,961.57	4,165.80	12,795.00	0.77
STATEWIDE M&R YR2 (Fund 0124)	18.028	6760	420,926.00	6,085.99	414,840.00	0.01

**STATE OF MISSOURI
SUMMARY OF APPROPRIATION ACTIVITY
GENERAL FUND - GENERAL REVENUE FUNDS
FOR THE APPROPRIATION YEAR 2005**

	H.B. No.	Appr. No.	Appropriations	Expenditures and Transfers Out	Reappropriations to 2006	Lapse of Appropriations
<u>Office of the Director</u>						
JOPLIN CRIME LAB	14.105	0651	72,000.00	72,000.00	---	---
DIRECTOR ADMIN PS	08.005	1097	985,799.00	871,435.52	---	114,363.48
MULTI JURIS TASK FORCES	08.031	4477	30,000.00	27,898.13	---	2,101.87
REGIONAL CRIME LABS	08.060	4764	223,100.00	216,314.96	---	6,785.04
DIRECTOR ADMIN E&E	08.005	8094	258,559.00	168,613.16	---	89,945.84
OPERATIONAL M&R (Fund 0124)	08.010	3398	185,889.00	183,919.80	---	1,969.20
<u>Division of Fire Safety</u>						
F S ADMIN PS	08.165	1103	1,788,076.00	1,704,817.93	---	83,258.07
F S ADMIN E&E	08.165	1107	195,853.00	189,906.78	---	5,946.22
FIREFIGHTER TRAINING	08.170	7496	215,908.00	208,962.67	---	6,945.33
<u>Capitol Police</u>						
CAPITOL POLICE PS	08.085	3300	1,315,236.00	1,225,246.56	---	89,989.44
CAPITOL POLICE E&E	08.085	3301	104,949.00	96,902.56	---	8,046.44
<u>State Highway Patrol</u>						
SHP TECHNICAL SERVICE PS	08.140	0628	392,180.00	355,505.16	---	36,674.84
SHP ENFORCEMENT PS	08.105	1134	5,320,798.00	5,150,922.41	---	169,875.59
SHP ENFORCEMENT E&E	08.105	1139	909,614.00	792,866.63	---	116,747.37
SHP TECHNICAL SERVICE E&E	08.140	2283	85,312.00	66,732.11	---	18,579.89
GASOLINE PURCHASE	08.110	2335	171,583.00	171,469.62	---	113.38
SHP ENFORCEMENT DRUG E&E	08.105	2888	229,876.00	215,214.53	---	14,661.47
CRIME LABS PS	08.120	4342	678,540.00	634,721.17	---	43,818.83
CRIME LABS E&E	08.120	4343	318,614.00	316,882.25	---	1,731.75
FRINGE BENEFITS PS	08.095	4344	3,456,601.00	3,348,231.07	---	108,369.93
FRINGE BENEFITS E&E	08.095	4347	286,306.00	285,883.02	---	422.98
SHP ADMIN E&E	08.090	4368	20,155.00	11,625.10	---	8,529.90
HP SALARY ADJUSTMENT	08.091	6986	391,259.00	379,044.61	---	12,214.39
HP SALARY ADJM FRINGES	08.091	6990	180,175.00	---	---	180,175.00
<u>Division of Liquor Control</u>						
REFUND UNUSED STICKERS	08.160	1161	18,000.00	15,405.01	---	2,594.99
LIQUOR CONTROL PS	08.155	5283	2,315,459.00	2,166,571.65	---	148,887.35
LIQUOR CONTROL E&E	08.155	5284	452,908.00	419,292.82	---	33,615.18

Missouri State Water Patrol

STATE WATER PATROL PS	08.150	1171	4,262,726.00	4,082,954.17	---	179,771.83
STATE WATER PATROL E&E	08.150	1175	1,099,913.00	1,077,765.22	---	22,147.78
WATER PATROL DRUG E&E	08.150	2892	42,122.00	26,600.52	---	15,521.48

Adjutant General

FIELD SUPPORT FUEL & UTIL	08.235	0978	985,375.00	955,814.00	---	29,561.00
A G ADMIN PS	08.220	1226	1,527,726.00	1,441,773.61	---	85,952.39
A G ADMIN E&E	08.220	1228	252,891.00	197,818.67	---	55,072.33
A G FIELD SUPPORT PS	08.235	1229	801,974.00	734,129.07	---	67,844.93
A G FIELD SUPPORT E&E	08.235	1231	313,242.00	303,444.62	---	9,797.38
ADJ GEN DRUG E&E	08.220	2894	36,984.00	1,726.19	---	35,257.81
A G AIR SEARCH & RESCUE	08.255	3984	17,872.00	12,093.70	---	5,778.30
CONTRACT SERVICES PS	08.250	4502	541,414.00	419,023.85	---	122,390.15
CONTRACT SERVICES E&E	08.250	4503	480,147.00	466,899.31	---	13,247.69
ADJ GEN FED PROJECT ADMIN	20.185	4892	7,699.53	7,686.06	---	13.47
ADJ GEN REVOLVING ACCOUNT	20.190	4893	7,510.16	7,500.00	---	10.16
NG-FED PROJECT SUPPORT	21.015	6913	365,044.00	216,498.12	148,545.00	0.88
SEDALIA ARMORY	21.020	6943	40,000.00	39,300.00	---	700.00
OPERATIONAL M&R (Fund 0124)	08.230	3403	399,881.00	399,012.95	---	868.05
ROOF REPL MASONRY WALL (Fund 0124)	20.175	0320	4,157.06	956.59	---	3,200.47
DRAINAGE TKPT H2OPROOF (Fund 0124)	20.175	1144	1,121.40	---	---	1,121.40
ROOF REPLACEMENT (Fund 0124)	20.175	1145	3,546.40	3,073.20	---	473.20
ROOF REPLACEMENT (Fund 0124)	20.175	1165	33,696.14	33,696.14	---	---
EXTERIOR MASONRY WALL (Fund 0124)	20.175	1170	3,339.00	456.00	---	2,883.00
ROOF WINDOWS FLR ELECT (Fund 0124)	20.175	1174	8,494.16	3,882.17	---	4,611.99
REPL ROOF REP MASON WALL (Fund 0124)	20.175	1178	2,076.00	---	---	2,076.00
REP ROOF WALLS FLRS (Fund 0124)	20.175	1181	470.00	---	---	470.00
PLUMBING SYSTEM RENOVATI (Fund 0124)	20.175	1190	8,549.33	509.57	---	8,039.76
ADJ GEN LIFE SAFETY CODE (Fund 0124)	20.180	4742	1,398.00	---	---	1,398.00
NG ANDERSON MASONRY WALL (Fund 0124)	20.180	4744	14,547.00	14,547.00	---	---
NG CARUTHERSVILLE REPAIR (Fund 0124)	20.180	4747	5,712.00	4,316.60	---	1,395.40
NG CHARLESTON PLUMBING (Fund 0124)	20.180	4748	6,968.00	5,568.00	---	1,400.00
NG CLINTON WINDOWS (Fund 0124)	20.180	4750	207.30	---	---	207.30
NG DONIPHAN EXTERIOR WALL (Fund 0124)	20.180	4752	4,143.40	3,950.00	---	193.40
NG HARRISONVILLE ROOF (Fund 0124)	20.180	4757	29,883.79	29,883.79	---	---
NG IKE SKELTON USPFO ROOF (Fund 0124)	20.180	4758	13,633.32	13,290.27	---	343.05
NG INDEPENDENCE RENOVATE (Fund 0124)	20.180	4759	6,574.00	6,571.00	---	3.00
NG JACKSON WINDOWS (Fund 0124)	20.180	4761	14,563.31	14,165.75	---	397.56
NG RICHMOND WINDOWS (Fund 0124)	20.180	4771	10,550.15	10,550.15	---	---
NG SIKESTON RENOVATE (Fund 0124)	20.180	4777	201.17	---	---	201.17
NG SPRINGFIELD HVAC (Fund 0124)	20.180	4778	10,511.50	10,511.50	---	---
NG WARRENSBURG ROOF (Fund 0124)	20.180	4780	3,580.29	3,580.29	---	---

**STATE OF MISSOURI
SUMMARY OF APPROPRIATION ACTIVITY
GENERAL FUND - GENERAL REVENUE FUNDS
FOR THE APPROPRIATION YEAR 2005**

	H.B. No.	Appr. No.	Appropriations	Expenditures and Transfers Out	Reappropriations to 2006	Lapse of Appropriations
<u>State Emergency Management Agency</u>						
A G SEMA PS	08.265	1237	1,655,209.00	1,522,870.09	---	132,338.91
A G SEMA E&E	08.265	1241	429,037.00	394,857.94	---	34,179.06
SEMA GRANT	08.275	3299	1,439,150.00	1,439,124.26	---	25.74
<u>Missouri Veterans' Commission</u>						
VETERANS HOMES PS	08.185	2340	9,109,638.00	8,832,924.92	---	276,713.08
VETERANS HOMES E&E	08.185	2341	687,832.00	667,197.00	---	20,635.00
VETERAN'S VIDEOTAPING E&E	08.175	7019	1,000,000.00	1,826.17	---	998,173.83
ADMIN & SERVICES PS	08.175	8734	1,694,252.00	1,643,390.58	---	50,861.42
ADMIN & SERVICE E&E	08.175	8736	345,694.00	335,321.20	---	10,372.80
<u>DEPARTMENT OF REVENUE</u>						
REVENUE LEASING	13.015	6090	1,144,079.77	827,665.06	---	316,414.71
TAX COMMISSION LEASING	13.020	6093	83,509.96	79,303.96	---	4,206.00
DEBT OFFSET TAX CREDITS	14.030	7323	1,000.00	---	---	1,000.00
DC STATEWIDE EMERGENCY (Fund 0124)	16.020	4677	13.00	---	---	13.00
DC STATEWIDE UNPROGRAMMED (Fund 0124)	20.130	4680	13.00	---	---	13.00
<u>Division of Administration</u>						
POSTAGE	04.010	0075	2,585,597.00	2,500,538.14	---	85,058.86
DIV OF ADMINISTRATION PS	04.005	1249	3,889,025.00	3,724,946.73	---	164,078.27
DIV OF ADMINISTRATION E&E	04.005	1253	283,844.00	252,564.71	---	31,279.29
<u>Division of Motor Vehicle and Drivers</u>						
<u>Licensing</u>						
DIV OF MV/DL PS	04.005	2752	114,786.00	88,448.70	---	26,337.30
DIV OF MV/DL E&E	04.005	2753	12,629.00	3,512.80	---	9,116.20
<u>Division of Taxation</u>						
DELINQUENT COLLECTN FEES	04.075	0096	2,909,773.00	2,897,246.71	---	12,526.29
GR REFUNDS (REG)	04.020	1243	1,286,600,000.00	1,071,058,885.87	---	215,541,114.13
DIV OF TAXATION PS	04.005	1267	24,256,401.00	22,577,323.21	---	1,679,077.79
COUNTY STOCK INSUR TAX	14.025	2705	150,000.00	150,000.00	---	---
MULTISTATE TAX COMM DUES	04.110	4461	163,001.00	163,001.00	---	---
CONTINGENCY PAYMENTS	04.085	6241	8,322,012.00	4,822,012.00	---	3,500,000.00

CONTRACT AUDITORS E&E	04.085	6690	400,000.00	2,594.00	---	397,406.00
TAX DATA MATCHING	04.085	6691	7,600,000.00	84,707.18	---	7,515,292.82
MODESA/MORESA-PS	04.005	6863	50,156.00	---	---	50,156.00
MODESA/MORESA-EE	04.005	6864	186,428.00	---	---	186,428.00
COUNTY FILING FEES	04.080	7024	200,000.00	160,042.50	---	39,957.50
DIV OF TAXATION E&E	04.005	8489	7,036,592.00	6,383,162.62	---	653,429.38
DIV OF TAXATION PS (Fund 0169)	04.005	6232	22,089.00	22,069.12	---	19.88
DIV OF TAXATION E&E (Fund 0169)	04.005	6233	2,599,841.00	2,599,841.00	---	---

State Tax Commission

STATE TAX COMMISSION PS	04.015	0083	2,562,535.00	2,465,388.95	---	97,146.05
ASSESSMENT MAINTENANCE	04.030	1044	18,785,668.00	18,785,668.00	---	---
STATE TAX COMMISSION E&E	04.015	2138	299,553.00	291,694.00	---	7,859.00
ASSESSOR CERTIFICATION	04.035	3091	77,112.00	75,560.68	---	1,551.32

DEPARTMENT OF SOCIAL SERVICES

SOCIAL SERVICES LEASING	13.105	1434	10,767,640.31	9,333,032.94	---	1,434,607.37
SOCIAL SERVICES LEASING	17.430	2599	395,275.00	395,275.00	---	---
DGS MAINTENANCE & REPAIR (Fund 0124)	11.015	3406	30,708.00	30,032.63	---	675.37
DYS MAINTENANCE & REPAIR (Fund 0124)	11.015	3410	78,794.00	78,794.00	---	---
DC STATEWIDE EMERGENCY (Fund 0124)	16.020	4677	33,257.31	33,256.74	---	0.57
DC STATEWIDE HAZ MATERIAL (Fund 0124)	16.025	4679	4,086.00	4,085.20	---	0.80
DC STATEWIDE UNPROGRAMMED (Fund 0124)	20.130	4680	16,566.00	16,565.53	---	0.47
DC STATEWIDE ROOF (Fund 0124)	20.135	4684	10,705.00	10,705.00	---	---
STATEWIDE M&R YR1 (Fund 0124)	18.027	6759	115,773.40	19,747.67	96,025.00	0.73
STATEWIDE M&R YR2 (Fund 0124)	18.028	6760	377,926.00	157,227.66	220,698.00	0.34
SOCIAL SERVICES LEASING (Fund 0169)	13.105	1437	36,552.00	35,280.00	---	1,272.00

Office of the Director

OFFICE OF DIRECTOR PS	11.005	4333	433,120.00	382,134.86	---	50,985.14
OFFICE OF DIRECTOR E&E	11.005	4334	52,649.00	47,235.93	---	5,413.07
HUMAN RESOURCE CENTER PS	11.020	9948	342,543.00	275,148.34	---	67,394.66
HUMAN RESOURCE CENTER E&E	11.020	9949	31,558.00	25,715.41	---	5,842.59
OFFICE OF DIRECTOR PS (Fund 0169)	11.005	3577	42,964.00	39,055.11	---	3,908.89
OFFICE OF DIRECTOR E&E (Fund 0169)	11.005	3590	17,300.00	17,000.00	---	300.00

Division of Budget and Finance

DELINQUENT CHILDREN	11.040	0738	3,302,000.00	3,301,984.00	---	16.00
BUDGET & FINANCE PS	11.025	3314	1,529,266.00	1,438,193.27	---	91,072.73
BUDGET & FINANCE E&E	11.025	3316	94,130.00	90,822.12	---	3,307.88

**STATE OF MISSOURI
SUMMARY OF APPROPRIATION ACTIVITY
GENERAL FUND - GENERAL REVENUE FUNDS
FOR THE APPROPRIATION YEAR 2005**

	H.B. No.	Appr. No.	Appropriations	Expenditures and Transfers Out	Reappropriations to 2006	Lapse of Appropriations
<u>Information Services and Technology</u>						
<u>Division</u>						
ISTD PS	11.045	0139	3,019,851.00	2,925,323.02	---	94,527.98
ISTD E&E	11.045	2129	979,788.00	950,394.00	---	29,394.00
FIELD & LINE COMPUTERS	11.050	6791	1,058,177.00	1,026,432.00	---	31,745.00
FIELD & LINE TRAINING	11.050	6793	237,500.00	218,036.05	---	19,463.95
ISTD E&E (Fund 0169)	11.045	2373	2,779,477.00	1,689,710.39	---	1,089,766.61
ISTD PS (Fund 0169)	11.045	5065	240,789.00	240,062.35	---	726.65
<u>Division of General Services</u>						
GENERAL SERVICES PS	11.055	6349	1,437,969.00	1,368,896.96	---	69,072.04
GENERAL SERVICES E&E	11.055	6350	463,626.00	399,713.61	---	63,912.39
GENERAL SERVICES PS (Fund 0169)	11.055	3591	99,227.00	97,793.04	---	1,433.96
<u>Division of Legal Services</u>						
LEGAL SERVICES PS	11.060	6353	1,763,344.00	1,685,187.90	---	78,156.10
LEGAL SERVICES E&E	11.060	6354	226,765.00	168,952.40	---	57,812.60
LEGAL SERVICES PS (Fund 0169)	11.060	2790	151,453.00	135,890.97	---	15,562.03
<u>Family Support Division</u>						
DOMESTIC VIOLENCE	11.200	0766	4,300,000.00	4,004,407.60	---	295,592.40
ADULT SUPPLEMENTATION	11.150	1403	165,000.00	135,931.00	---	29,069.00
SUPPLEMENTAL NURSING CARE	11.155	2423	26,464,815.00	25,601,241.00	---	863,574.00
GRANDPARENT FOSTER CARE	11.145	2920	2,330,978.00	759,802.11	---	1,571,175.89
TEMPORARY ASSISTANCE	11.140	3596	17,287,706.00	17,072,706.00	---	215,000.00
EBT E&E	11.115	5255	4,080,042.00	4,026,564.03	---	53,477.97
COMMUNITY PARTNERSHIP PS	11.130	5650	112,912.00	106,853.39	---	6,058.61
COMMUNITY PARTNERSHIP	11.130	5651	970,000.00	933,479.77	---	36,520.23
MO MENTORING PARTNERSHIP	11.130	5823	674,844.00	654,598.90	---	20,245.10
CSE FIELD STAFF/OPS PS	11.215	6260	74,097.00	71,679.21	---	2,417.79
FAMILY SUPPORT ADMIN PS	11.100	6269	777,729.00	688,556.01	---	89,172.99
FAMILY SUPPORT ADMIN E&E	11.100	6270	428,295.00	355,068.39	---	73,226.61
IM FIELD STAFF/OPS PS	11.105	6280	25,271,205.00	24,184,699.55	---	1,086,505.45
IM FIELD STAFF/OPS E&E	11.105	6281	2,223,314.00	2,051,274.83	---	172,039.17
IM STAFF TRNG	11.110	6290	497,849.00	481,680.39	---	16,168.61
IM FIELD STAFF/HPB E&E	11.105	7433	250,000.00	249,995.10	---	4.90
CHILD FIELD STAFF/HPB E&E	11.245	7434	157,075.00	155,209.54	---	1,865.46

FOOD STAMP TRAINING	11.135	7657	67,831.00	---	---	67,831.00
FAMIS	11.125	9325	2,263,303.00	2,145,404.00	---	117,899.00
PRIVATIZATION COLLECTIONS (Fund 0169)	11.220	0748	510,000.00	178,572.09	---	331,427.91
MULTI COUNTY SERVICE CTRS (Fund 0169)	11.225	1410	653,000.00	653,000.00	---	---
CSE FIELD STAFF/OPS PS (Fund 0169)	11.215	6267	6,559,839.00	6,405,989.90	---	153,849.10
CSE FIELD STAFF/OPS E&E (Fund 0169)	11.215	6268	1,740,309.00	1,740,110.00	---	199.00
FAMILY SUPPORT ADMIN PS (Fund 0169)	11.100	6275	1,355,934.00	1,330,724.13	---	25,209.87
FAMILY SUPPORT ADMIN E&E (Fund 0169)	11.100	6276	134,847.00	119,383.87	---	15,463.13

Children's Division

RESIDENTIAL TREATMENT SVS	11.260	0032	29,833,969.00	29,833,969.00	---	---
CHILD ASSESSMENT CENTERS	11.280	1386	1,898,952.00	1,838,276.43	---	60,675.57
CHILDREN'S PROGRAM POOL	11.275	1735	14,843,044.00	14,837,544.00	---	5,500.00
PURCHASE OF CHILD CARE	11.305	3592	59,312,362.00	57,532,991.00	---	1,779,371.00
PSYCHIATRIC DIVERSION	11.285	3603	6,346,361.00	6,346,361.00	---	---
FOSTER CARE	11.260	4856	27,764,244.00	27,762,711.77	---	1,532.23
CHILDREN'S TREATMENT SVS	11.255	4861	8,226,191.00	7,979,189.50	---	247,001.50
ADOP/GUARDIANSHIP SUBSIDY	11.265	5701	42,034,513.00	42,033,511.38	---	1,001.62
CHILDREN'S ADMIN PS	11.240	6292	876,731.00	827,827.82	---	48,903.18
CHILDREN'S ADMIN E&E	11.240	6295	89,604.00	86,896.27	---	2,707.73
CHILD FIELD STAFF/OPS PS	11.245	6301	24,025,036.00	23,111,163.48	---	913,872.52
CHILD FIELD STAFF/OPS E&E	11.245	6302	2,009,754.00	1,948,338.40	---	61,415.60
CHILDREN'S STAFF TRNG	11.250	6307	1,161,650.00	1,125,352.50	---	36,297.50
TRANSITIONAL LIVING	11.270	6867	1,690,790.00	1,690,790.00	---	---
CHILD WELFARE ACCREDIT PS	11.245	6962	1,646,779.00	1,627,302.64	---	19,476.36
CHILD WELFARE ACCREDIT EE	11.245	6963	4,451,679.00	2,116,050.59	---	2,335,628.41

Division of Youth Services

JUVENILE COURT DIVERSION	11.320	0225	3,767,880.00	3,520,457.02	---	247,422.98
ADMIN SERVICES PS	11.310	1421	1,563,981.00	1,487,853.64	---	76,127.36
ADMIN SERVICES E&E	11.310	1422	164,046.00	159,125.00	---	4,921.00
YOUTH TREATMENT PRGM PS	11.315	1743	31,335,585.00	30,330,675.11	---	1,004,909.89
YOUTH TREATMENT PRGM E&E	11.315	1744	1,659,580.00	1,607,519.67	---	52,060.33
HOGAN STREET HVAC (Fund 0124)	20.270	4843	451.90	---	---	451.90
MO HILLS COTTAGES ROOF (Fund 0124)	20.270	4845	65,765.33	53,634.50	---	12,130.83

Division of Medical Services

WOMEN & MINORITY OUTREACH	11.410	1389	727,500.00	648,534.20	---	78,965.80
HOSPITAL CARE	11.480	1432	50,565,094.00	50,565,094.00	---	---
MEDICAID SUPP POOL	14.210	1433	55,422,618.00	49,991,626.16	---	5,430,991.84
INFORMATION SYSTEMS	11.425	1438	6,065,081.00	5,883,129.00	---	181,952.00
MANAGED CARE	11.475	1783	186,524,842.00	186,524,842.00	---	---
PHARMACY	11.435	2525	284,608,058.00	284,608,058.00	---	---
CHILDREN'S HLTH INS PRGM	14.205	2866	34,048.00	34,048.00	---	---

**STATE OF MISSOURI
SUMMARY OF APPROPRIATION ACTIVITY
GENERAL FUND - GENERAL REVENUE FUNDS
FOR THE APPROPRIATION YEAR 2005**

	H.B. No.	Appr. No.	Appropriations	Expenditures and Transfers Out	Reappropriations to 2006	Lapse of Appropriations
MC+ ENROLLMENT	11.430	3715	88,445.00	80,123.58	---	8,321.42
FQHC DISTRIBUTION	11.490	4868	7,000,000.00	6,492,499.99	---	507,500.01
NON-EMERGENCY TRANSPORT	11.470	5928	18,140,529.00	18,139,612.75	---	916.25
MEDICAL SVS ADMIN PS	11.400	6376	3,274,716.00	3,130,938.05	---	143,777.95
MEDICAL SVS ADMIN E&E	11.400	6377	878,222.00	750,212.97	---	128,009.03
OPERATION INFO SYS CHGS	17.390	6380	24,263.61	---	---	24,263.61
STATE MEDICAL	11.555	6382	37,140,168.00	37,140,168.00	---	---
NURSING FACILITIES	11.465	6472	100,790,642.00	100,790,642.00	---	---
PHARMACY PROGRAM MGMT	11.405	6764	2,301,123.00	2,182,089.00	---	119,034.00
PHYSICIANS	11.450	8196	136,399,655.00	136,397,546.13	---	2,108.87
DENTAL	11.455	8198	12,193,775.00	12,193,775.00	---	---
PREMIUM PAYMENTS	11.460	8200	36,876,610.00	36,876,480.61	---	129.39
HOME & COMM BASED SVS	11.465	8202	115,467,731.00	106,847,388.37	---	8,620,342.63
REHAB & SPECIALTY SVS	11.470	8204	45,445,595.00	45,445,595.00	---	---
HOSPITAL CARE (Fund 0108)	11.480	0048	32,483,522.00	32,483,522.00	---	---
MEDICAID SUPP POOL (Fund 0108)	11.560	0237	1.00	---	---	1.00
NURSING FACILITIES (Fund 0108)	11.465	0779	58,516,478.00	58,516,478.00	---	---
HEALTH CARE ACCESS (Fund 0139)	11.500	3421	1,088,212.00	1,060,276.00	---	27,936.00
CHILDREN'S HLTH INS PRGM (Fund 0139)	11.505	3422	16,424,469.00	16,424,469.00	---	---
UPL MAX TRANSACTIONS (Fund 0139)	11.560	3424	13,000,000.00	10,421,630.00	---	2,578,370.00
HOSPITAL CARE (Fund 0139)	11.480	3427	20,250,000.00	20,250,000.00	---	---
NURSING FACILITIES (Fund 0139)	11.465	4873	20,000,000.00	17,125,000.00	---	2,875,000.00
MEDICAL SVS ADMIN E&E (Fund 0139)	17.395	5603	379,956.26	53,750.01	---	326,206.25
DSH MAX TRANSACTIONS (Fund 0139)	11.560	6976	33,000,000.00	---	---	33,000,000.00
PHARMACY (Fund 0139)	11.435	6977	10,575,694.00	10,575,694.00	---	---
MANAGED CARE (Fund 0142)	11.475	0198	116,112,906.00	116,112,906.00	---	---
MEDICAID SUPP POOL (Fund 0142)	11.560	0214	1.00	---	---	1.00
HOSPITAL CARE (Fund 0142)	11.480	0776	89,438,465.00	89,438,465.00	---	---
FED REIMB ALLOWANCE (Fund 0142)	11.495	0778	1.00	---	---	1.00
FRA FEDERAL (Fund 0142)	11.495	1605	602,282,999.00	578,489,422.36	---	23,793,576.64
HEALTH CARE ACCESS (Fund 0142)	11.500	2531	423,516.00	395,888.44	---	27,627.56
CHILDREN'S HLTH INS PRGM (Fund 0142)	11.505	2868	8,191,223.00	8,191,223.00	---	---
MEDICAID REVENUE UNIT PS (Fund 0142)	11.415	5050	83,400.00	62,125.00	---	21,275.00
MEDICAID REVENUE UNIT E&E (Fund 0142)	11.415	5051	8,286.00	---	---	8,286.00
MONITORING PROGRAM (Fund 0142)	11.480	6738	200,000.00	36,319.65	---	163,680.35

TRAUMA CENTERS (Fund 0142)	11.480	6742	20,000,000.00	---	---	20,000,000.00
PAGER PILOT (Fund 0142)	11.480	6744	80,000.00	67,790.00	---	12,210.00
PHARMACY (Fund 0144)	11.435	5586	61,984,630.00	61,984,630.00	---	---
HEALTH CARE ACCESS (Fund 0144)	11.500	5724	89,128.00	89,128.00	---	---
CHILDREN'S HLTH INS PRGM (Fund 0144)	11.505	5725	201,394.00	201,394.00	---	---
STATE MEDICAL (Fund 0144)	11.555	5726	846,090.00	---	---	846,090.00
MEDICAL SVS ADMIN PS (Fund 0144)	11.400	6884	22,750.00	21,991.75	---	758.25
MEDICAL SVS ADMIN EE (Fund 0144)	11.400	6885	4,565.00	4,565.00	---	---
NFRA FEDERAL (Fund 0196)	11.540	1606	235,281,439.00	235,281,414.05	---	24.95
NURSING FAC FED REIMB AL (Fund 0196)	11.540	1789	1.00	---	---	1.00
NURSING FACILITIES (Fund 0196)	11.465	5654	1,072,284.00	1,072,284.00	---	---
MEDICAID SUPP POOL (Fund 0196)	11.560	6645	181,500.00	---	---	181,500.00

Division of General Services

PRINCE HALL	20.275	5094	2,485.62	163.90	---	2,321.72
PRINCE HALL WINDOWS (Fund 0124)	20.275	4848	90,119.18	81,667.14	---	8,452.04
PRINCE HALL PH1 WINDOWS (Fund 0124)	20.275	4849	19,439.10	19,439.10	---	---

DEPARTMENT OF CORRECTIONS

POPULATION GROWTH POOL PS	09.045	1053	6,187,085.00	6,185,887.91	---	1,197.09
CORRECTIONS LEASING	13.090	1112	7,014,595.56	6,097,069.53	---	917,526.03
TREATMENT SUB ABUSE PS	09.425	1373	3,126,841.00	3,065,766.78	---	61,074.22
TREATMENT SUB ABUSE E&E	09.425	1453	5,439,326.00	4,974,106.75	---	465,219.25
WORKFORCE READINESS E&E	09.425	1454	99,787.00	94,817.51	---	4,969.49
TREATMENT SVS TOXIC E&E	09.425	1458	902,757.00	861,579.26	---	41,177.74
MEDICAL SERVICES E&E	09.405	2778	83,558,622.00	83,555,727.75	---	2,894.25
MEDICAL EQUIPMENT E&E	09.415	2782	241,560.00	234,272.45	---	7,287.55
EDUCATION ACADEMIC PS	09.425	3742	8,488,290.00	7,396,481.21	---	1,091,808.79
EDUCATION ACADEMIC E&E	09.425	3743	4,147,528.00	4,109,202.32	---	38,325.68
EDUCATION HOURLY PS	09.425	3744	35,956.00	18,807.66	---	17,148.34
FUEL AND UTILITIES	09.020	4280	22,607,738.00	22,603,354.00	---	4,384.00
FOOD PURCHASES	09.030	4286	24,438,476.00	23,842,553.34	---	595,922.66
POPULATION GRWTH POOL E&E	09.045	5173	3,889,682.00	3,871,336.79	---	18,345.21
TELECOMMUNICATIONS	09.055	5680	3,033,747.00	3,033,747.00	---	---
MEDICAL SERVICES PS	09.405	5965	3,627,708.00	1,928,683.74	---	1,699,024.26
STATEWIDE MTN REPAIR (Fund 0124)	20.100	0288	32,512.80	29,662.80	---	2,850.00
OPERATIONAL M&R (Fund 0124)	09.035	3404	1,218,750.00	1,218,687.45	---	62.55
DC STATEWIDE EMERGENCY (Fund 0124)	16.020	4677	251,772.00	251,749.26	---	22.74
DC STATEWIDE HAZ MATERIAL (Fund 0124)	16.025	4679	5,739.00	5,739.00	---	---
DC STATEWIDE UNPROGRAMMED (Fund 0124)	20.130	4680	34,951.87	30,337.68	---	4,614.19
DC STATEWIDE M&R (Fund 0124)	20.140	4687	977,343.97	972,251.95	---	5,092.02
STATEWIDE M&R YR1 (Fund 0124)	18.027	6759	520,074.36	393,873.73	126,200.00	0.63
STATEWIDE M&R YR2 (Fund 0124)	18.028	6760	10,133,723.00	2,886,902.60	7,246,820.00	0.40

**STATE OF MISSOURI
SUMMARY OF APPROPRIATION ACTIVITY
GENERAL FUND - GENERAL REVENUE FUNDS
FOR THE APPROPRIATION YEAR 2005**

	H.B. No.	Appr. No.	Appropriations	Expenditures and Transfers Out	Reappropriations to 2006	Lapse of Appropriations
<u>Office of the Director</u>						
OD STAFF PS	09.005	4774	2,853,771.00	2,728,658.73	---	125,112.27
OD STAFF E&E	09.005	4775	175,001.00	167,645.73	---	7,355.27
REENTRY PROGRAM E&E	09.005	5956	15,000.00	13,031.99	---	1,968.01
REENTRY PROGRAM CONTRACTS	09.005	5957	396,000.00	360,191.48	---	35,808.52
INFORMATION SYSTEMS PS	09.050	8104	2,282,230.00	2,206,694.54	---	75,535.46
INFORMATION SYSTEMS E&E	09.050	8105	4,003,382.00	3,882,036.06	---	121,345.94
<u>Division of Human Services</u>						
DHS STAFF PS	09.100	1512	8,694,894.00	8,336,653.62	---	358,240.38
DHS STAFF E&E	09.100	1514	236,467.00	234,886.95	---	1,580.05
EMPLOYEE HEALTH & SAFETY	09.115	1658	441,560.00	426,006.41	---	15,553.59
GENERAL SERVICES E&E	09.105	2774	333,442.00	333,143.96	---	298.04
STAFF TRAINING	09.110	6024	1,741,264.00	1,596,201.67	---	145,062.33
<u>Division of Offender Rehabilitative Services</u>						
DORS STAFF PS	09.400	6097	1,877,987.00	1,700,012.11	---	177,974.89
DORS STAFF E&E	09.400	6098	68,034.00	67,214.30	---	819.70
<u>Division of Adult Institutions</u>						
EASTERN R&D CORR CTR PS	09.320	0673	20,178,140.00	19,050,751.77	---	1,127,388.23
OFFICERS CLOTHING	09.205	1356	749,151.00	748,413.48	---	737.52
VEHICLE REPLACEMENT	09.205	1357	1.00	---	---	1.00
INMATE CLOTHING	09.205	1367	2,050,000.00	2,048,166.45	---	1,833.55
INSTITUT COMM PURCHASES	09.205	1368	1,557,218.00	1,557,018.00	---	200.00
SOUTH CENTRL CORR CTR PS	09.325	1973	11,156,384.00	10,815,171.25	---	341,212.75
WESTERN R&D CORR CTR PS	09.300	2312	15,771,593.00	15,145,439.50	---	626,153.50
MARYVILLE TREATMT CENTER	09.305	2639	6,384,280.00	5,909,299.46	---	474,980.54
PUBLIC SCHOOL RETIREMENT	09.040	2784	1.00	---	---	1.00
SOUTH EAST CORR CTR PS	09.330	3078	11,141,729.00	10,593,842.93	---	547,886.07
CROSSROADS CORR CTR	09.310	3740	10,803,826.00	10,273,383.96	---	530,442.04
DOC STWIDE PRISON CONST	16.140	3820	340,773.50	188,436.67	---	152,336.83
MISSOURI EASTERN CORR CTR	09.245	4069	6,440,378.00	6,439,253.67	---	1,124.33
NORTHEAST CORR CTR	09.315	4127	14,611,518.00	14,156,310.40	---	455,207.60
CHILLICOTHE CORR CTR	09.250	4276	4,142,637.00	4,046,709.45	---	95,927.55
JEFFERSON CITY CORR CTR	09.215	4290	16,609,849.00	15,525,539.09	---	1,084,309.91
CENTRAL MISSOURI CORR CTR	09.220	4292	7,960,220.00	6,659,581.81	---	1,300,638.19

WOMENS EASTERN R&D	09.225	4294	11,050,877.00	10,566,446.97	---	484,430.03
OZARK CORR CTR	09.230	4296	4,391,798.00	4,209,788.94	---	182,009.06
TIPTON CORR CTR	09.295	4298	10,450,282.00	9,926,536.54	---	523,745.46
MOBERLY CORR CTR	09.235	4300	10,722,744.00	10,439,141.83	---	283,602.17
ALGOA CORR CTR	09.240	4302	8,658,111.00	8,280,064.61	---	378,046.39
DAI STAFF PS	09.195	4783	1,933,840.00	1,630,309.80	---	303,530.20
DAI STAFF E&E	09.195	4786	183,511.00	177,967.94	---	5,543.06
ST LOUIS COMM RELEASE CTR	09.505	4795	3,743,628.00	3,556,637.77	---	186,990.23
KC COMM RELEASE CTR	09.510	4797	2,216,863.00	2,039,317.30	---	177,545.70
BOONVILLE CORR CTR	09.255	5260	8,221,249.00	7,918,371.67	---	302,877.33
WAGE & DISCHARGE COSTS	09.200	5514	3,782,646.00	3,673,783.32	---	108,862.68
FARMINGTON CORR CTR	09.260	6284	15,452,878.00	15,414,955.40	---	37,922.60
FARMINGTON CORR BPB PS	09.265	6788	1,227,530.00	1,133,568.82	---	93,961.18
FARMINGTON CORR BPB E&E	09.265	6789	175,547.00	175,280.72	---	266.28
MO ST PENITENTIARY OPER	09.210	6966	561,459.00	315,429.64	---	246,029.36
FULTON RCP & DGN CORR CTR	09.285	7052	8,521,156.00	8,425,042.88	---	96,113.12
FULTON R&D CORR BPB PS	09.290	7508	494,932.00	452,314.67	---	42,617.33
FULTON R&D CORR BPB E&E	09.290	7528	48,533.00	47,657.68	---	875.32
WESTERN MO CORR CTR	09.275	8113	14,167,955.00	13,599,393.97	---	568,561.03
POTOSI CORR CTR	09.280	8115	9,178,658.00	9,155,122.51	---	23,535.49
FUEL AND UTILITIES/BPB	09.025	8417	3,426,479.00	3,426,479.00	---	---
INSTITUTIONAL E&E POOL	09.205	9860	14,162,849.00	14,140,982.97	---	21,866.03
ACC ELECTRICAL STUDY (Fund 0124)	20.200	4782	10,352.56	10,328.69	---	23.87
ACC NEW ELECTRIC SWITCHES (Fund 0124)	20.200	4784	853.62	853.62	---	---
ACC PERIMETER ALARMS (Fund 0124)	20.200	4785	71,214.25	71,212.28	---	1.97
ACC REPLACE STEAM LINES (Fund 0124)	20.200	4787	35,695.00	35,695.00	---	---
FCC NEW BOILERS (Fund 0124)	20.205	4791	1,556.24	---	---	1,556.24
FCC REPLACE ROOFS (Fund 0124)	20.205	4792	9,419.42	---	---	9,419.42
MECC CONTROL CONSOLE (Fund 0124)	16.145	4793	1,725.00	1,725.00	---	---
MECC REPLACE ALARM SYSTEM (Fund 0124)	16.145	4794	6,876.25	6,876.25	---	---
MECC UNITS CONTROL PANELS (Fund 0124)	16.145	4796	148,882.43	148,778.66	---	103.77
MCC REPAIR LAGOON (Fund 0124)	20.210	4800	592,831.87	528,840.74	---	63,991.13
MCC REPLACE HEAT SYSTEM (Fund 0124)	20.210	4801	97,957.56	90,266.74	---	7,690.82
WRDCC REPLACE BOILER (Fund 0124)	20.215	4804	87,841.03	62,148.00	---	25,693.03
<u>Division of Probation and Parole</u>						
COMM SENTENCING ALLOWANC	09.515	1459	92,078.00	78,107.28	---	13,970.72
RESIDENTIAL TRTMNT FAC	09.515	1463	2,007,651.00	1,835,899.89	---	171,751.11
COMMUNITY TREATMNT	09.515	1464	732,402.00	667,580.68	---	64,821.32
DOC COMMAND CENTER E&E	09.515	1465	14,546.00	2,703.89	---	11,842.11

**STATE OF MISSOURI
SUMMARY OF APPROPRIATION ACTIVITY
GENERAL FUND - GENERAL REVENUE FUNDS
FOR THE APPROPRIATION YEAR 2005**

	H.B. No.	Appr. No.	Appropriations	Expenditures and Transfers Out	Reappropriations to 2006	Lapse of Appropriations
P&P STAFF PS	09.500	1738	57,284,817.00	56,617,795.86	---	667,021.14
P&P STAFF E&E	09.500	1742	5,916,791.00	5,775,853.97	---	140,937.03
DOC COMMAND CENTER PS	09.515	2646	395,621.00	393,059.85	---	2,561.15
LOCAL SENTENCING INTIAT	09.515	3746	3,295,215.00	2,884,924.15	---	410,290.85
ELECTRONIC MONITORING	09.515	9715	406,911.00	394,704.00	---	12,207.00
Subtotals			<u>6,975,714,821.40</u>	<u>6,511,041,228.43</u>	<u>32,703,907.00</u>	<u>431,969,685.97</u>
Appropriated Transfers Out To:						
Fourth State Building Bond and Interest - Series A 2002 Fund (0202)	01.015	T001	7,714,482.35	7,089,788.71	---	624,693.64
Fourth State Building Bond and Interest - Series A 1996 Fund (0241)	01.015	T001	3,438,476.53	3,160,039.91	---	278,436.62
Fourth State Building Bond and Interest - Series A 1998 Fund (0242)	01.015	T001	3,699,655.12	3,400,069.11	---	299,586.01
Water Pollution Control Bond and Interest - Series B 2002 Fund (0200)	01.025	T002	16,498,524.20	16,158,661.14	---	339,863.06
Water Pollution Control Bond and Interest - Series A 2003 Fund (0203)	01.025	T002	11,129,866.94	10,900,596.09	---	229,270.85
Water Pollution Control Bond and Interest - Series A 2002 Fund (0231)	01.025	T002	1,000,720.89	980,106.44	---	20,614.45
Water Pollution Control Bond and Interest - Series A 1996 Fund (0236)	01.025	T002	902,170.66	883,586.30	---	18,584.36
Water Pollution Control Bond and Interest - Series A 1998 Fund (0237)	01.025	T002	2,431,713.65	2,381,621.31	---	50,092.34
Water Pollution Control Bond and Interest - Series A 1999 Fund (0238)	01.025	T002	1,468,602.68	1,438,350.05	---	30,252.63
Water Pollution Control Bond and Interest - Series A 2001 Fund (0244)	01.025	T002	1,444,526.98	1,414,770.30	---	29,756.68
Stormwater Control Bond and Interest - Series A 2002 Fund (0239)	01.040	T003	994,316.42	977,629.42	---	16,687.00
Stormwater Control Bond and Interest - Series A 1999 Fund (0243)	01.040	T003	1,462,901.04	1,438,350.07	---	24,550.97
Stormwater Control Bond and Interest - Series A 2001 Fund (0245)	01.040	T003	719,292.54	707,221.10	---	12,071.44

Third State Building Bond Interest and Sinking - Series A 2002 Fund (0201)	01.050	T004	33,766,333.01	33,258,489.69	---	507,843.32
Third State Building Bond Interest and Sinking - Series A 2003 Fund (0204)	01.050	T004	16,354,229.99	16,108,263.50	---	245,966.49
State School Money Fund (0616)	02.295	T005	1,945,559,893.00	1,945,559,893.00	---	---
Outstanding Schools Trust Fund (0287)	02.305	T008	396,200,000.00	396,200,000.00	---	---
Academic Scholarship Fund (0840)	03.035	T010	15,787,000.00	15,787,000.00	---	---
Student Grant Fund (0839)	03.045	T011	15,578,436.00	15,578,436.00	---	---
Missouri College Guarantee Fund (0858)	03.055	T015	425,000.00	425,000.00	---	---
Advantage Missouri Trust Fund (0856)	03.065	T016	164,825.00	---	---	164,825.00
Marguerite Ross Barnett Scholarship Fund (0131)	03.085	T017	425,000.00	425,000.00	---	---
Debt Offset Escrow Fund (0753)	04.115	T270	10,797,863.00	10,797,861.74	---	1.26
State Transportation Fund (0675)	04.250	T276	3,765,589.00	3,652,621.00	---	112,968.00
State Facility Maintenance and Operation Fund (0501)	05.125	T281	20,587,202.00	20,096,455.00	---	490,747.00
General Revenue Fund (0101)	05.135	T283	42,193.00	38,046.00	---	4,147.00
General Revenue Fund (0101)	05.540	T285	58,879.00	58,878.35	---	0.65
State Legal Expense Fund (0692)	05.550	T286	5,600,000.00	5,478,640.15	---	121,359.85
Social Security Contributions Fund (0702)	05.425	T291	74,428,690.00	74,306,793.57	---	121,896.43
Social Security Contributions Fund (0702)	05.425	T292	8,355.00	5,886.65	---	2,468.35
Social Security Contributions Fund (0702)	05.425	T293	654,445.00	645,228.06	---	9,216.94
State Retirement Contributions Fund (0701)	05.445	T295	131,791,058.81	130,438,928.80	---	1,352,130.01
Social Security Contributions Fund (0702)	05.445	T295	580.19	574.24	---	5.95
State Retirement Contributions Fund (0701)	05.445	T296	13,055.00	9,745.55	---	3,309.45
State Retirement Contributions Fund (0701)	05.445	T297	1,016,000.00	1,004,807.21	---	11,192.79
Missouri State Employees' Deferred Compensation Incentive Plan Administration Fund (0706)	05.470	T298	6,453,442.00	5,493,439.66	---	960,002.34
Missouri State Employees' Deferred Compensation Incentive Plan Administration Fund (0706)	05.470	T299	660.00	617.51	---	42.49
Missouri State Employees' Deferred Compensation Incentive Plan Administration Fund (0706)	05.470	T300	79,080.00	65,602.46	---	13,477.54
Missouri Consolidated Health Care Plan Benefit Fund (0765)	05.500	T302	213,640,574.00	213,261,116.20	---	379,457.80
Missouri Consolidated Health Care Plan Benefit Fund (0765)	05.500	T303	18,918.00	16,138.91	---	2,779.09
Missouri Consolidated Health Care Plan Benefit Fund (0765)	05.500	T304	2,574,484.00	2,009,707.84	---	564,776.16
Missouri Water Development Fund (0174)	05.365	T305	550,000.00	545,865.00	---	4,135.00
State Elections Subsidy Fund (0686)	05.405	T306	4,284,000.00	4,284,000.00	---	---
Missouri Supplemental Tax Increment Financing Fund (0848)	07.055	T352	3,204,642.00	1,296,308.00	---	1,908,334.00

**STATE OF MISSOURI
SUMMARY OF APPROPRIATION ACTIVITY
GENERAL FUND - GENERAL REVENUE FUNDS
FOR THE APPROPRIATION YEAR 2005**

	H.B. No.	Appr. No.	Appropriations	Expenditures and Transfers Out	Reappropriations to 2006	Lapse of Appropriations
Missouri Technology Investment Fund (0172)	07.025	T354	3,651,436.00	3,521,893.00	---	129,543.00
Missouri Job Development Fund (0600)	07.035	T355	8,583,939.00	8,226,421.00	---	357,518.00
Missouri Main Street Program Fund (0596)	07.053	T356	40,590.00	39,372.00	---	1,218.00
Division of Tourism Supplemental Revenue Fund (0274)	07.125	T359	17,817,811.00	16,777,947.00	---	1,039,864.00
General Revenue Fund (0101)	10.050	T410	2,700,000.00	2,700,000.00	---	---
Federal Reimbursement Allowance Fund (0142)	11.515	T412	264,394,640.00	264,394,631.00	---	9.00
General Revenue Fund (0101)	11.520	T413	264,394,640.00	264,394,631.00	---	9.00
Nursing Facility Federal Reimbursement Allowance Fund (0196)	11.525	T414	141,630,355.00	141,630,346.00	---	9.00
General Revenue Fund (0101)	11.530	T415	141,630,355.00	141,630,346.00	---	9.00
Nursing Facility Quality of Care Fund (0271)	11.535	T416	1,500,000.00	1,500,000.00	---	---
Abandoned Fund Account Fund (0863)	12.175	T418	3,000,001.00	1,400,811.72	---	1,599,189.28
Missouri Investment Trust Fund (9998)	12.190	T419	1,000,000.00	---	---	1,000,000.00
Attorney General's Court Costs Fund (0603)	12.240	T423	165,600.00	165,600.00	---	---
Attorney General's Anti-Trust Fund (0666)	12.250	T424	69,000.00	69,000.00	---	---
State Facility Maintenance and Operation Fund (0501)	13.140	T426	2.00	---	---	2.00
Single-Purpose Animal Facilities Loan Guarantee Fund (0409)	17.035	T459	1.00	---	---	1.00
Single-Purpose Animal Facilities Loan Guarantee Fund (0409)	17.045	T460	1.00	---	---	1.00
Single-Purpose Animal Facilities Loan Guarantee Fund (0409)	17.055	T461	1.00	---	---	1.00
Agricultural Product Utilization and Business Development Loan Guarantee Fund (0411)	17.065	T462	1.79	---	---	1.79
Office of Administration Revolving Administrative Trust Fund (0505)	05.100	T466	1,534,318.00	1,498,641.00	---	35,677.00
General Revenue Fund (0101)	05.105	T468	1,814.00	1,814.00	---	---
Labor and Industrial Relations Administrative Fund (0122)	07.805	T470	403,935.00	402,567.00	---	1,368.00
Judiciary Education and Training Fund (0847)	12.330	T524	1,455,363.00	1,455,363.00	---	---
Elderly Home-Delivered Meals Trust Fund (0296)	04.145	T526	88,410.00	80,812.61	---	7,597.39
Veterans Trust Fund (0579)	04.145	T527	71,707.00	65,682.84	---	6,024.16
Children's Trust Fund (0694)	04.145	T528	162,460.00	137,069.52	---	25,390.48
Missouri National Guard Trust Fund (0900)	04.145	T529	35,247.00	35,233.12	---	13.88

General Revenue Fund (0101)	05.295	T538	325,000,000.00	250,000,000.00	---	75,000,000.00
Budget Reserve Fund (0100)	05.300	T539	325,000,000.00	250,000,000.00	---	75,000,000.00
Public Safety Fund (0152)	05.315	T540	1,198.69	1,198.69	---	---
Working Capital Revolving Fund (0510)	05.315	T540	4.36	4.36	---	---
Solid Waste Management - Scrap Tire Subaccount Fund (0569)	05.315	T540	100.32	100.32	---	---
Local Records Preservation Fund (0577)	05.315	T540	2,667.30	2,667.30	---	---
Petroleum Storage Tank Insurance Fund (0585)	05.315	T540	507.22	507.22	---	---
Missouri Real Estate Commission Fund (0638)	05.315	T540	33,705.75	33,705.70	---	0.05
State Highways and Transportation Department Fund (0644)	05.315	T540	670.40	670.40	---	---
Investor Education and Protection Fund (0829)	05.315	T540	60,530.00	60,529.92	---	0.08
Federal Student Loan Reserve Fund (0881)	05.315	T540	25.41	25.41	---	---
Aviation Trust Fund (0952)	05.315	T540	2,787,353.55	2,787,349.69	---	3.86
General Revenue Fund (0101)	12.200	T548	1.00	---	---	1.00
Budget Reserve Fund (0100)	05.305	T550	3,000,000.00	2,871,479.47	---	128,520.53
Facilities Maintenance Reserve Fund (0124)	05.290	T554	3,519,458.00	3,519,458.00	---	---
Mental Health Intergovernmental Transfer Fund (0147)	05.295	T566	43,420,429.47	9,813,563.00	---	33,606,866.47
Public Safety Fund (0152)	05.295	T566	162,380.35	36,700.00	---	125,680.35
Treasurer's Information Fund (0255)	05.295	T566	3,008.68	680.00	---	2,328.68
Missouri Senior Rx Fund (0734)	05.295	T566	31,414,181.50	7,100,000.00	---	24,314,181.50
Missouri Qualified Fuel Ethanol Producer Incentive Fund (0571)	06.010	T569	5,367,800.00	5,367,800.00	---	---
Budget Reserve Fund (0100)	05.310	T571	14,160,430.00	9,057,210.00	---	5,103,220.00
General Revenue Fund (0101)	05.310	T572	1.00	---	---	1.00
Pharmacy Reimbursement Allowance Fund (0144)	11.440	T634	30,000,000.00	28,916,421.00	---	1,083,579.00
General Revenue Fund (0101)	11.445	T635	30,000,000.00	28,916,421.00	---	1,083,579.00
Missouri Supplemental Tax Increment Financing Fund (0848)	17.340	T638	2,062,631.08	---	---	2,062,631.08
General Revenue Fund (0101)	05.345	T649	1,823,855.00	1,769,757.00	---	54,098.00
General Revenue Fund (0101)	05.345	T651	5,222.00	---	---	5,222.00
General Revenue Fund (0101)	05.345	T658	239,864.00	234,404.00	---	5,460.00
General Revenue Fund (0101)	05.345	T659	22,068.00	22,068.00	---	---
General Revenue Fund (0101)	05.345	T660	5,140.00	---	---	5,140.00
General Revenue Fund (0101)	05.345	T661	365,231.00	357,547.00	---	7,684.00
General Revenue Fund (0101)	05.345	T662	264.00	250.00	---	14.00
General Revenue Fund (0101)	05.345	T663	63.00	62.00	---	1.00
General Revenue Fund (0101)	05.345	T761	1,260.00	1,258.00	---	2.00
General Revenue Fund (0101)	05.345	T795	4,945.00	4,858.00	---	87.00
General Revenue Fund (0101)	05.345	T811	39.00	39.00	---	---
General Revenue Fund (0101)	05.345	T815	59,289.00	59,287.00	---	2.00

**STATE OF MISSOURI
SUMMARY OF APPROPRIATION ACTIVITY
GENERAL FUND - GENERAL REVENUE FUNDS
FOR THE APPROPRIATION YEAR 2005**

	H.B. No.	Appr. No.	Appropriations	Expenditures and Transfers Out	Reappropriations to 2006	Lapse of Appropriations
Drug Court Resources Fund (0733)	12.365	T884	2,196,500.00	2,196,500.00	---	---
Missouri Supplemental Tax Increment Financing Fund (0848)	17.355	T909	738,612.00	---	---	738,612.00
Facilities Maintenance Reserve Fund (0124)	18.165	T933	46,539,219.00	4,986,472.00	---	41,552,747.00
State Property Preservation Fund (0128)	05.150	T945	1.00	---	---	1.00
Office of Administration Revolving Administrative Trust Fund (0505)	18.175	T953	8,891.00	8,891.00	---	---
Treasurer's Information Fund (0255)	05.320	T954	67,349.00	67,348.00	---	1.00
Election Administration Improvement Fund (0157)	05.415	T958	3,784,000.00	116,038.00	---	3,667,962.00
Single-Purpose Animal Facilities Loan Guarantee Fund (0409)	06.040	T959	21,368.00	21,367.59	---	0.41
Agricultural Product Utilization and Business Development Loan Guarantee Fund (0411)	06.050	T960	1.00	---	---	1.00
Workers' Memorial Fund (0895)	04.145	T976	8,700.00	8,188.10	---	511.90
Missouri Supplemental Tax Increment Financing Fund (0848)	07.056	T981	1.00	---	---	1.00
American Cancer Society, Heartland Division Fund (0700)	14.035	T990	9,500.00	8,987.26	---	512.74
ALS Lou Gehrig's Disease Fund (0703)	14.035	T991	3,000.00	2,688.00	---	312.00
American Lung Association of Missouri Fund (0704)	14.035	T992	1,500.00	1,251.45	---	248.55
Muscular Dystrophy Association Fund (0707)	14.035	T993	2,000.00	1,880.00	---	120.00
Arthritis Foundation Fund (0708)	14.035	T994	1,250.00	1,110.00	---	140.00
National Multiple Sclerosis Society Fund (0709)	14.035	T995	4,200.00	4,149.37	---	50.63
American Diabetes Association - Gateway Area Fund (0713)	14.035	T996	4,000.00	3,826.27	---	173.73
American Heart Association Fund (0714)	14.035	T997	3,000.00	2,974.23	---	25.77
March of Dimes Fund (0716)	14.035	T998	2,380.00	2,378.00	---	2.00
Subtotals			<u>4,682,987,100.87</u>	<u>4,406,278,386.60</u>	<u>---</u>	<u>276,708,714.27</u>
Totals			<u>\$ 11,658,701,922.27</u>	<u>\$ 10,917,319,615.03</u>	<u>\$ 32,703,907.00</u>	<u>\$ 708,678,400.24</u>

**STATE OF MISSOURI
SUMMARY OF APPROPRIATION ACTIVITY
GENERAL FUND - FEDERAL FUNDS
FOR THE APPROPRIATION YEAR 2005**

	H.B. No.	Appr. No.	Appropriations	Expenditures and Transfers Out	Reappropriations to 2006	Lapse of Appropriations
<u>JUDICIARY</u>						
Judiciary Fund (0137)						
JUDICIARY LEASING	13.130	6084	\$ 34,514.00	\$ 28,512.00	\$ ---	\$ 6,002.00
<u>Judicial Proceedings and Review</u>						
Judiciary Fund (0137)						
JUD PROCEED & REVIEW PS	12.300	6755	439,600.00	208,179.77	---	231,420.23
<u>Office of State Court Administrator</u>						
Judiciary Fund (0137)						
COURT IMPROVE PROJ E&E	12.320	0734	11,736,828.00	2,345,966.13	---	9,390,861.87
JUDICIAL TRNG & ED E&E	12.335	6915	225,000.00	3,008.15	---	221,991.85
COURT IMPROVE PROJ PS	12.320	8378	1,922,169.00	1,408,446.88	---	513,722.12
<u>Circuit Courts</u>						
Third Party Liability Collections Fund (0120)						
CIRCUIT PERSONNEL PS	12.355	3754	228,873.00	155,223.01	---	73,649.99
CIRCUIT PERSONNEL E&E	12.355	3805	128,039.00	99,391.98	---	28,647.02
Judiciary Fund (0137)						
CIRCUIT PERSONNEL PS	12.355	0950	1,325,375.00	441,178.82	---	884,196.18
CIRCUIT PERSONNEL E&E	12.355	2003	308,805.00	---	---	308,805.00
<u>Drug Court Coord Commission</u>						
Judiciary Fund (0137)						
DRUG COURTS E&E	12.370	6094	1,125,000.00	1,125,000.00	---	---
<u>Public Defender - Federal Grants</u>						
Office of the State Public Defender Fund (0112)						
GRANTS	12.400	4006	125,000.00	---	---	125,000.00
<u>EXECUTIVE</u>						
<u>Secretary of State</u>						
Secretary of State Fund (0195)						
FED AID PUBLIC LIBRARY	12.115	4199	2,750,000.00	1,647,583.70	---	1,102,416.30

Elections

Election Admin Improvement Fund (0157)							
FED ELECTION REFORM	12.075	6684	63,764,824.00	10,202,365.64	---	53,562,458.36	
STATE MATCH	12.075	7013	118,540.00	---	---	118,540.00	
Election Improv Revolving Loan Fund (0158)							
FED ELECTION REFORM	12.075	6810	232,385.00	232,185.00	---	200.00	

Record Services

Secretary of State Records Fund (0150)						
FEDERAL GRANTS	12.080	3132	98,002.00	74,255.91	---	23,746.09
FEDERAL GRANTS	17.415	6201	8,936.90	8,020.89	---	916.01
REGRANT PROGRAM	12.080	6896	42,000.00	41,091.28	---	908.72
National Endowment for the Humanities						
Save America's Treasures Fund (0151)						
DOC PRESERVATION GRANTS	12.085	5932	66,172.00	---	---	66,172.00
DOC PRESERVATION GRANTS	17.420	6204	80,000.00	---	---	80,000.00

Library Services

Secretary of State Fund (0195)						
SEC OF STATE PS	12.040	4193	530,322.00	416,677.23	---	113,644.77
SEC OF STATE E&E	12.040	4194	227,574.00	154,188.23	---	73,385.77

State Auditor

State Auditor Fund (0115)						
STATE AUDITOR PS	12.150	4508	478,432.00	240,199.81	---	238,232.19
STATE AUDITOR E&E	12.150	4509	44,967.00	20,079.24	---	24,887.76

Attorney General

Attorney General Fund (0136)						
DOMESTIC VIOLENCE	12.215	2885	100,000.00	---	---	100,000.00
ATTORNEY GENERAL	13.125	3186	16,860.00	8,100.00	---	8,760.00
MEDICAID FRAUD UNIT PS	12.225	4025	752,139.00	575,485.15	---	176,653.85
MEDICAID FRAUD UNIT E&E	12.225	4026	776,170.00	---	---	776,170.00
ATTORNEY GENERAL PS	12.210	4057	1,650,468.00	1,128,792.99	---	521,675.01
ATTORNEY GENERAL E&E	12.210	4058	688,908.00	470,013.44	---	218,894.56

Missouri Office of Prosecution Services

Attorney General Fund (0136)						
OFFICE OF PROS SVS PS	12.230	2019	126,848.00	1,687.50	---	125,160.50
OFFICE OF PROS SVS E&E	12.230	2318	930,900.00	200,145.37	---	730,754.63

OFFICE OF ADMINISTRATION

Office of Administration Fund (0135)						
DSS OMBUDSMAN PS	05.180	6323	64,453.00	64,415.76	---	37.24
DSS OMBUDSMAN E&E	05.180	6324	71,265.00	11,685.46	---	59,579.54
DISASTER ASSISTANCE REIMB	21.005	6911	1.00	---	---	1.00

**STATE OF MISSOURI
SUMMARY OF APPROPRIATION ACTIVITY
GENERAL FUND - FEDERAL FUNDS
FOR THE APPROPRIATION YEAR 2005**

	H.B. No.	Appr. No.	Appropriations	Expenditures and Transfers Out	Reappropriations to 2006	Lapse of Appropriations
Assistive Technology Fund (0188)						
ASSISTIVE TECHNOLOGY PS	05.195	6872	205,073.00	106,701.00	---	98,372.00
ASSISTIVE TECHNOLOGY EE	05.195	6873	791,893.00	626,985.46	---	164,907.54
<u>Commissioner's Office</u>						
Office of Administration Fund (0135)						
FLOOD CONTROL	05.355	0132	1,013,250.00	1,013,248.36	---	1.64
NATIONAL FOREST	05.360	0133	3,727,803.00	3,727,802.95	---	0.05
INTERGOVT COOPERATION	05.395	5926	250,000.00	---	---	250,000.00
<u>Division of Accounting</u>						
Vocational Rehabilitation Fund (0104)						
UNEMPLOYMENT BENEFITS	05.490	5979	10,000.00	7,260.51	---	2,739.49
TEACHER RETIREMENT CONTR	05.460	9852	520,000.00	195,384.80	---	324,615.20
Elementary and Secondary Education Fund (0105)						
UNEMPLOYMENT BENEFITS	05.490	5980	15,000.00	5,836.23	---	9,163.77
TEACHER RETIREMENT CONTR	05.460	9857	540,000.00	183,104.36	---	356,895.64
State Auditor Fund (0115)						
UNEMPLOYMENT BENEFITS	05.490	6333	2,000.00	481.13	---	1,518.87
Third Party Liability Collections Fund (0120)						
UNEMPLOYMENT BENEFITS	05.490	7077	9,000.00	5,971.81	---	3,028.19
Labor and Industrial Relations Administrative Fund (0122)						
UNEMPLOYMENT BENEFITS	05.490	6145	6,500.00	5,382.81	---	1,117.19
Corrections Fund (0130)						
UNEMPLOYMENT BENEFITS	05.490	6796	3,000.00	1,342.00	---	1,658.00
Attorney General Fund (0136)						
UNEMPLOYMENT BENEFITS	05.490	5981	5,393.00	4,631.96	---	761.04
Judiciary Fund (0137)						
UNEMPLOYMENT BENEFITS	05.490	5982	1,000.00	---	---	1,000.00
Natural Resources Fund (0140)						
UNEMPLOYMENT BENEFITS	05.490	6336	4,000.00	2,379.54	---	1,620.46
Health Fund (0143)						
UNEMPLOYMENT BENEFITS	05.490	5983	60,000.00	57,831.93	---	2,168.07
Mental Health Fund (0148)						
UNEMPLOYMENT BENEFITS	05.490	5984	40,000.00	29,518.24	---	10,481.76
Public Safety Fund (0152)						
UNEMPLOYMENT BENEFITS	05.490	5985	15,000.00	2,408.33	---	12,591.67

Job Development and Training Fund (0155)							
UNEMPLOYMENT BENEFITS	05.490	5986	20,000.00	15,545.86	---	---	4,454.14
Division of Labor Standards Fund (0186)							
UNEMPLOYMENT BENEFITS	05.490	6669	2,000.00	339.92	---	---	1,660.08
Adjutant General Fund (0190)							
UNEMPLOYMENT BENEFITS	05.490	5987	16,668.00	16,667.34	---	---	0.66
Secretary of State Fund (0195)							
UNEMPLOYMENT BENEFITS	05.490	7428	8,500.00	6,250.00	---	---	2,250.00
Temporary Assistance for Needy Families Fund (0199)							
UNEMPLOYMENT BENEFITS	05.490	5988	5,000.00	206.22	---	---	4,793.78
Social Services and Other Sources Fund (0610)							
UNEMPLOYMENT BENEFITS	05.490	3176	267,700.00	109,059.48	---	---	158,640.52
TEACHER RETIREMENT CONTR	05.460	5172	10,000.00	3,219.27	---	---	6,780.73
Unemployment Compensation Administration Fund (0948)							
UNEMPLOYMENT BENEFITS	05.490	2242	60,000.00	21,748.55	---	---	38,251.45
<u>Division of Budget and Planning</u>							
Office of Administration Fund (0135)							
SPECIALIZED RESEARCH	05.020	3185	50,000.00	---	---	---	50,000.00
<u>Division of Facilities Management</u>							
Office of Administration Fund (0135)							
CONTINGENCY SHORTFALLS	13.145	3138	57,500.00	---	---	---	57,500.00
DEPT NATURAL RESOURCES (0140)							
DNR RELOCATE GRN BLDG	19.020	0970	939,765.00	870,452.41	69,312.00	---	0.59
<u>Office of Information Technology</u>							
Office of Administration Fund (0135)							
INFO TECHNOLOGY E&E	05.215	5002	3,416,081.00	75,257.46	---	---	3,340,823.54
INFO TECHNOLOGY PS	05.215	5066	159,072.00	---	---	---	159,072.00
JUSTICE INTEGRATION E&E	05.215	5205	1,286,205.00	---	---	---	1,286,205.00
JUSTICE INTEGRATION PS	17.025	5575	32,585.00	---	---	---	32,585.00
JUSTICE INTEGRATION E&E	17.025	5576	168,789.55	124,126.70	---	---	44,662.85
STATE SECURITY OFCR PS	05.215	6317	181,176.00	---	---	---	181,176.00
STATE SECURITY OFCR E&E	05.215	6318	13,500.00	---	---	---	13,500.00
JUSTICE INTEGRATION PS	17.030	6368	845,955.00	---	---	---	845,955.00
JUSTICE INTEGRATION E&E	17.030	6369	7,901,788.00	---	---	---	7,901,788.00
CONTINUOUS OPERATIONS E&E	17.030	6370	600,000.00	---	---	---	600,000.00
NETWORK CONSOLIDATION	17.030	6371	600,000.00	---	---	---	600,000.00
<u>DEPARTMENT OF AGRICULTURE</u>							
Agriculture Fund (0133)							
REPLACEMENT VEHICLES	06.025	0540	120,825.00	48,594.69	---	---	72,230.31

**STATE OF MISSOURI
SUMMARY OF APPROPRIATION ACTIVITY
GENERAL FUND - FEDERAL FUNDS
FOR THE APPROPRIATION YEAR 2005**

	<u>H.B. No.</u>	<u>Appr. No.</u>	<u>Appropriations</u>	<u>Expenditures and Transfers Out</u>	<u>Reappropriations to 2006</u>	<u>Lapse of Appropriations</u>
<u>Office of Director</u>						
Agriculture Fund (0133)						
	06.005	0530	229,467.00	191,370.93	---	38,096.07
	06.005	0531	1,187,261.00	120,828.83	---	1,066,432.17
<u>Division of Animal Health</u>						
Agriculture Fund (0133)						
	06.080	0245	526,045.00	434,925.94	---	91,119.06
	06.080	0552	211,687.00	---	---	211,687.00
	06.080	8829	752,594.00	384,573.42	---	368,020.58
<u>Division of Grain Inspection and Warehousing</u>						
Agriculture Fund (0133)						
	06.095	6119	40,248.00	5,657.00	---	34,591.00
	06.095	6120	41,180.00	10,234.31	---	30,945.69
<u>Division of Plant Industries</u>						
Agriculture Fund (0133)						
	06.105	0255	365,703.00	309,960.23	---	55,742.77
	06.105	0259	703,050.00	348,653.50	---	354,396.50
	06.110	1825	100,000.00	22,809.37	---	77,190.63
<u>Division of Weights and Measures</u>						
Agriculture Fund (0133)						
	06.120	2572	767,977.00	222.38	---	767,754.62
	06.120	6662	65,160.00	---	---	65,160.00
<u>Agric Business Development Division</u>						
Agriculture Fund (0133)						
	06.030	5279	31,704.00	31,016.58	---	687.42
	06.030	5280	200,000.00	7,804.64	---	192,195.36
<u>Market Info and Outreach Division</u>						
Agriculture Fund (0133)						
	06.075	4375	100,000.00	4,678.02	---	95,321.98
	06.075	6053	47,456.00	41,004.71	---	6,451.29

DEPARTMENT OF INSURANCE

MDI Fund (0192)							
HEALTH INSUR COUNSELING	07.715	0794	450,000.00	439,247.85	---	10,752.15	

DEPARTMENT OF ECONOMIC DEVELOPMENT

Economic Development - Community Development Block Grant (Administration) Fund (0123)						
DED LEASING	13.055	1979	11,348.00	---	---	11,348.00
Job Development and Training Fund (0155)						
DED LEASING	13.055	1980	2,141,113.51	1,536,347.53	---	604,765.98
MCSAP/Division of Transportation Fund (0185)						
DED LEASING	13.055	1981	24,024.00	---	---	24,024.00

Administrative Services

Economic Development - Community Development Block Grant (Administration) Fund (0123)						
ADMINISTRATIVE SVS PS	07.005	1018	41,900.00	34,366.00	---	7,534.00
ADMINISTRATIVE SVS E&E	07.005	2275	5,000.00	457.28	---	4,542.72
Economic Development Fund (0129)						
ADMINISTRATIVE SVS PS	07.005	1017	44,546.00	---	---	44,546.00
ADMINISTRATIVE SVS E&E	07.005	2276	4,118.00	---	---	4,118.00
Job Development and Training Fund (0155)						
ADMINISTRATIVE SVS PS	07.005	1019	3,838,110.00	3,122,010.80	---	716,099.20
ADMINISTRATIVE SVS E&E	07.005	2172	1,996,076.00	620,760.44	---	1,375,315.56

Economic Development Agencies

Economic Development - Community Development Block Grant (Pass-through) Fund (0118)						
COMMUNITY DEV PRGM GRANTS	07.050	8310	33,795,000.00	33,794,067.37	---	932.63
Economic Development - Community Development Block Grant (Administration) Fund (0123)						
COMMUNITY DEV PRGM E&E	07.050	2182	411,983.00	148,458.31	---	263,524.69
COMMUNITY DEV PRGM PS	07.050	3639	571,133.00	417,545.49	---	153,587.51
BUSINESS PS	07.020	6250	68,343.00	43,413.50	---	24,929.50
BUSINESS E&E	07.020	6251	6,974.00	6,675.80	---	298.20
Economic Development Fund (0129)						
COMM DEV CORPS PROGRAM	07.050	1027	250,000.00	---	---	250,000.00
BUSINESS PS	07.020	6249	151,541.00	---	---	151,541.00
Economic Development - Missouri Council on the Arts Fund (0138)						
MO ARTS COUNCIL E&E	07.085	2188	699,021.00	237,126.00	---	461,895.00
MO ARTS COUNCIL PS	07.085	4357	265,727.00	230,931.93	---	34,795.07
Economic Development - Management Information Systems Fund (0141)						
MO MANF EXT PARTNERSHIP	07.020	3624	2,200,000.00	---	---	2,200,000.00

**STATE OF MISSOURI
SUMMARY OF APPROPRIATION ACTIVITY
GENERAL FUND - FEDERAL FUNDS
FOR THE APPROPRIATION YEAR 2005**

	H.B. No.	Appr. No.	Appropriations	Expenditures and Transfers Out	Reappropriations to 2006	Lapse of Appropriations
Job Development and Training Fund (0155)						
WORKFORCE DEVELOPMENT PS	07.100	0584	19,445,814.00	15,278,576.59	---	4,167,237.41
JOB TRAINING	07.105	0585	90,437,215.00	87,574,721.19	---	2,862,493.81
TAA & JTPA PROGRAMS	07.105	0594	7,000,000.00	3,862,586.40	---	3,137,413.60
WORKFORCE DEVELOPMENT E&E	07.100	2190	5,538,358.00	5,498,566.26	---	39,791.74
WOMEN'S COUNCIL ADMIN PS	07.110	7040	29,628.00	23,149.94	---	6,478.06
WOMEN'S COUNCIL ADMIN E&E	07.110	7041	19,483.00	18,759.89	---	723.11
Community Service Commission Fund (0197)						
MO COMMUNITY SVS COMM	07.050	2184	3,168,748.00	2,245,079.37	---	923,668.63
MO COMMUNITY SVS COMM PS	07.050	3642	170,541.00	143,710.41	---	26,830.59
<u>DEPARTMENT OF ELEMENTARY AND SECONDARY EDUCATION</u>						
Vocational Rehabilitation Fund (0104)						
DESE LEASING	13.005	1035	2,840,852.31	2,612,633.29	---	228,219.02
Elementary and Secondary Education Fund (0105)						
COMPUTER INFO SYSTEM	02.005	0908	1,500,000.00	---	---	1,500,000.00
DESE LEASING	13.005	1034	344,942.00	---	---	344,942.00
FED GRANTS & DONATIONS	02.050	4206	15,000,000.00	1,271,178.58	---	13,728,821.42
Elementary and Secondary Education Medicaid Fund (0127)						
MEDICAID FEE FOR SRV/CARE	02.191	7076	33,299,954.00	25,536,115.55	---	7,763,838.45
<u>Administration</u>						
Vocational Rehabilitation Fund (0104)						
FIELD SUPPORT SVS E&E	02.175	2317	4,415,897.00	3,309,681.08	---	1,106,215.92
Elementary and Secondary Education Fund (0105)						
SCHOOL FOOD SERVICES	02.025	0496	163,231,869.00	162,793,001.05	---	438,867.95
DIV OF GENERAL ADMIN PS	02.005	0538	1,182,169.00	1,170,864.24	---	11,304.76
DIV OF GENERAL ADMIN E&E	02.005	2296	1,367,486.00	603,635.10	---	763,850.90
SCHOOL IMPROVEMENT E&E	02.055	4959	4,656,520.00	1,689,111.53	---	2,967,408.47
CAREER EDUCATION E&E	02.055	4971	910,372.00	871,438.61	---	38,933.39
SPECIAL EDUCATION E&E	02.055	4977	590,842.00	306,199.90	---	284,642.10
TEACHER QUALITY/URBAN E&E	02.055	4983	382,366.00	8,643.98	---	373,722.02

Division of School ImprovementElementary and Secondary Education
Fund (0105)

CHARTER SCHOOLS	02.125	0047	2,432,000.00	139,078.00	---	2,292,922.00
TITLE I IASA	02.065	0500	190,000,000.00	185,428,905.97	---	4,571,094.03
EARLY CHILDHOOD PROGRAM	02.090	0947	824,000.00	350,629.00	---	473,371.00
COMPREHENSIVE SCHOOL REF	02.135	1805	8,000,000.00	5,190,899.00	---	2,809,101.00
TECHNOLOGY	02.060	2800	12,722,366.00	8,332,376.00	---	4,389,990.00
FEDERAL REFUGEES	02.150	3033	800,000.00	84,257.14	---	715,742.86
TITLE V IASA	02.075	4600	11,000,000.00	6,009,483.65	---	4,990,516.35
SCHOOL IMPROVEMENT PS	02.055	4958	2,696,550.00	2,601,479.16	---	95,070.84
TITLE I READING FIRST	02.070	5631	29,908,815.00	17,092,798.29	---	12,816,016.71
PERFORM BASED ASSESSMENT	02.100	5632	7,184,722.00	6,558,166.81	---	626,555.19
RURAL/LOW INC SCHL GRANTS	02.140	5875	2,100,000.00	2,100,000.00	---	---
LANGUAGE ACQUISITION	02.145	5876	2,600,000.00	2,598,477.36	---	1,522.64
GOLD STAR SCHOOLS	02.160	6095	15,000.00	13,087.89	---	1,912.11
SCHOOLS WITH DISTINCTION	02.165	6096	13,000.00	2,208.00	---	10,792.00
AP/DUAL CREDIT	02.105	6102	407,250.00	15,600.00	---	391,650.00
CHARACTER ED INITIATIVES	02.155	6165	600,000.00	582,961.25	---	17,038.75
TITLE II IMP TEACHER QLTY	02.110	6218	74,348,890.00	49,836,987.39	---	24,511,902.61
SAFE & DRUG FREE SCHOOLS	02.115	8309	9,600,000.00	5,844,735.00	---	3,755,265.00

Division of Career EducationElementary and Secondary Education
Fund (0105)

CHILD CARE DEV TRAINING	02.090	0027	400,000.00	330,622.83	---	69,377.17
VOC ED-DISTRIBUTIONS	02.205	0513	27,000,000.00	25,203,365.01	---	1,796,634.99
WORKFORCE INVESTMENT ACT	02.210	0515	10,075,000.00	10,053,983.63	---	21,016.37
AFTER SCHOOL PROGRAMMING	02.225	0948	17,408,383.00	12,851,048.38	---	4,557,334.62
TROOPS TO TEACHERS E&E	02.230	2435	153,610.00	39,916.21	---	113,693.79
CAREER EDUCATION PS	02.055	4970	2,083,069.00	1,752,487.26	---	330,581.74
ADULT ED & LITERACY	02.215	9428	12,000,000.00	9,498,217.22	---	2,501,782.78

Division of Special EducationElementary and Secondary Education
Fund (0105)

BOARD OPERATED PS	02.015	0020	1,606,500.00	629,382.97	---	977,117.03
SPECIAL EDUCATION-GRANT	02.235	2265	202,315,211.00	186,888,707.44	---	15,426,503.56
BOARD OPERATED E&E	02.015	2301	2,527,581.00	925,696.38	---	1,601,884.62
EXTRA COSTS & SEV DISABL	02.240	4210	3,436,219.00	3,436,218.88	---	0.12
FIRST STEPS	02.245	4580	10,506,837.00	9,761,914.36	---	744,922.64
SPECIAL EDUCATION PS	02.055	4976	1,688,545.00	1,525,688.42	---	162,856.58
COMM FOR THE DEAF E&E	02.290	9921	50,000.00	---	---	50,000.00

**STATE OF MISSOURI
SUMMARY OF APPROPRIATION ACTIVITY
GENERAL FUND - FEDERAL FUNDS
FOR THE APPROPRIATION YEAR 2005**

	H.B. No.	Appr. No.	Appropriations	Expenditures and Transfers Out	Reappropriations to 2006	Lapse of Appropriations
<u>Division of Teacher and Quality and Urban</u>						
Elementary and Secondary Education Fund (0105)						
TEACHER QUALITY/URBAN PS	02.055	4982	36,207.00	---	---	36,207.00
EDUCATION LEADERSHIP	02.170	5219	300,000.00	138,410.74	---	161,589.26
TRANSITION TO TEACHING	02.170	6166	1,000,000.00	398,879.56	---	601,120.44
<u>Division of Vocational Rehabilitation</u>						
Vocational Rehabilitation Fund (0104)						
VOCATIONAL REHAB GRANT	02.180	0507	36,687,893.00	29,017,825.46	---	7,670,067.54
DISABILITY DETERMIN GRANT	02.185	0512	16,000,000.00	13,279,291.42	---	2,720,708.58
FIELD SUPPORT SVS PS	02.175	0523	25,664,782.00	21,470,111.95	---	4,194,670.05
VOC REHAB GRANT FROM DMH	02.180	1294	1,000,000.00	999,999.43	---	0.57
PERSONAL ASSISTANCE SVS	02.190	2807	45,079,647.00	45,026,709.53	---	52,937.47
INDEPENDENT LIVING CNTRS	02.195	2808	1,592,546.00	1,591,744.61	---	801.39
PROJECT SUCCESS	02.200	5607	500,000.00	441,779.00	---	58,221.00
<u>DEPARTMENT OF HIGHER EDUCATION</u>						
Higher Education Fund (0116)						
HIGHER EDUCATION LEASING	13.010	6088	22,538.84	7,256.52	---	15,282.32
<u>Higher Education Administration</u>						
Higher Education Fund (0116)						
GEAR-UP PROGRAM PS	03.095	0441	219,160.00	147,487.78	---	71,672.22
GEAR-UP PROGRAM E&E	03.095	0447	554,480.00	70,574.82	---	483,905.18
GEAR-UP PROGRAM	03.095	0450	697,572.00	494,115.70	---	203,456.30
EISENHOWER GRANT PS	03.025	0795	58,025.00	29,192.28	---	28,832.72
EISENHOWER GRANT E&E	03.025	0796	20,400.00	20,379.26	---	20.74
EISENHOWER GRANT	03.025	1305	1,698,000.00	1,473,228.02	---	224,771.98
FED GRANTS/DONATIONS E&E	03.030	5316	1,947,400.00	69,496.89	---	1,877,903.11
FED GRANTS/DONATIONS PS	03.030	6228	51,600.00	50,584.79	---	1,015.21
FED GRANTS/DONATIONS	03.030	6229	1,000.00	---	---	1,000.00

DEPARTMENT OF HEALTH AND SENIOR SERVICES

Health Fund (0143)

FEDERAL GRANTS E&E	10.625	2123	5,000,002.00	115,901.52	---	4,884,100.48
FEDERAL GRANTS PS	10.625	3946	720,000.00	163.54	---	719,836.46
HEALTH LEASING	13.100	4182	2,104,628.02	1,547,962.14	---	556,665.88

Office of the Director

Health Fund (0143)

MINORITY HLTH & AGING PRG	10.600	4657	106,904.00	3,958.53	---	102,945.47
OFC OF MINORITY HLTH PS	10.600	6117	65,848.00	57,236.03	---	8,611.97
OFC OF MINORITY HLTH E&E	10.600	6118	112,409.00	76,046.51	---	36,362.49
DIRECTOR'S OFFICE PS	10.600	8445	2,071,507.00	1,827,491.18	---	244,015.82
DIRECTOR'S OFFICE E&E	10.600	8446	767,029.00	426,631.37	---	340,397.63

Center Emergency Response/Terrorism

Health Fund (0143)

CTR ER RESP/TERRORISM E&E	10.645	5641	26,080,567.00	19,527,551.42	---	6,553,015.58
CTR ER RESP/TERRORISM PS	10.645	5903	3,981,345.00	3,881,490.19	---	99,854.81

State Public Health Lab

Health Fund (0143)

PUBLIC HEALTH LAB PS	10.605	4174	1,009,967.00	634,887.07	---	375,079.93
PUBLIC HEALTH LAB E&E	10.605	4175	1,955,117.00	1,578,467.43	---	376,649.57

Center for Health Information Management and Evaluation

Health Fund (0143)

CTR FOR HLT INFO&EVAL PS	10.630	3919	3,420,507.00	3,188,853.01	---	231,653.99
CTR FOR HLT INFO&EVAL E&E	10.630	3920	5,552,528.00	3,462,292.63	---	2,090,235.37

Center Local Public Health Services

Health Fund (0143)

LOCAL PUBLIC HLT SVS PS	10.635	0163	90,961.00	76,351.71	---	14,609.29
LOCAL PUBLIC HLT SVS E&E	10.635	0165	10,692.00	---	---	10,692.00

Center for Health Improvement

Health Fund (0143)

MEDICAL LOAN PROGRAM	10.670	3934	214,446.00	100,000.00	---	114,446.00
NURSE LOAN PROGRAM	10.670	3936	60,000.00	---	---	60,000.00

Administration

Health Fund (0143)

ADMIN SHARED EXPENSES E&E	10.610	6806	117,501.00	81,565.98	---	35,935.02
DIVISION OF ADMIN PS	10.610	7695	2,178,467.00	1,946,239.71	---	232,227.29
DIVISION OF ADMIN E&E	10.610	7696	3,852,382.00	2,747,460.91	---	1,104,921.09

**STATE OF MISSOURI
SUMMARY OF APPROPRIATION ACTIVITY
GENERAL FUND - FEDERAL FUNDS
FOR THE APPROPRIATION YEAR 2005**

	H.B. No.	Appr. No.	Appropriations	Expenditures and Transfers Out	Reappropriations to 2006	Lapse of Appropriations
<u>Environmental Health and Communicable Disease Prevention</u>						
Health Fund (0143)						
MEDICATIONS	10.655	1493	11,213,055.00	10,034,831.96	---	1,178,223.04
ENV HLT COM DIS PROG	10.655	6813	12,711,930.00	9,638,855.38	---	3,073,074.62
ENVIRONMENTAL HLT SVC PS	10.650	7702	4,835,604.00	4,481,634.47	---	353,969.53
ENVIRONMENTAL HLT SVC E&E	10.650	7703	1,564,810.00	1,361,045.68	---	203,764.32
<u>Division of Community Health</u>						
Health Fund (0143)						
DIV COMM HLTH SVS PS	10.660	6818	9,617,539.00	8,637,077.88	---	980,461.12
DIV COMM HLTH SVS E&E	10.660	6819	1,736,543.00	1,729,903.65	---	6,639.35
COM HLTH SVC PROGRAM	10.665	6827	14,472,972.00	10,328,633.75	---	4,144,338.25
ALTERNATIVES TO ABORTION	10.677	7055	760,000.00	---	---	760,000.00
WIC SUPP FOOD DISTRIBUT	10.675	7730	104,270,273.00	97,075,436.32	---	7,194,836.68
<u>Maternal Child and Family Health</u>						
Health Fund (0143)						
HEAD INJURY SERVICES	10.665	0271	250,000.00	147,834.28	---	102,165.72
GENETICS PROGRAM	10.665	3975	260,000.00	233,637.91	---	26,362.09
SEXUAL ASSAULT PREVENTION	10.665	4659	889,134.00	889,133.00	---	1.00
MCH BLOCK	10.665	7720	8,049,819.00	7,140,893.02	---	908,925.98
CHILD W/SPECIAL NEEDS	10.665	7725	756,191.00	564,723.62	---	191,467.38
<u>Nutritional Health and Services</u>						
Health Fund (0143)						
SUMMER FOOD SVS PRGM DIST	10.675	1662	7,163,879.00	6,230,720.28	---	933,158.72
CHILD-ADULT CARE FOOD PRG	10.675	8456	39,256,964.00	38,294,578.01	---	962,385.99
<u>Division of Senior Service and Regulation</u>						
Health Fund (0143)						
SN SVC & REGULATION-PS	10.680	6831	18,883,022.00	17,269,142.17	---	1,613,879.83
SN SVC & REGULATION-EE	10.680	6832	2,646,613.00	1,478,187.46	---	1,168,425.54
<u>Health Standard and License</u>						
Health Fund (0143)						
CHILD CARE IMPROVE PRGM	10.685	1812	1,403,675.00	602,449.25	---	801,225.75

Division of Senior Services

Health Fund (0143)

HOME & COMMUNITY SVS PRGM	10.690	2980	1,667,028.00	1,367,429.46	---	299,598.54
HOME & COMMNTY SVS GRANTS	10.695	2981	35,316,384.00	34,555,163.08	---	761,220.92
Division of Aging Donations Fund (0168)						
HOME & COMMUNITY SVS PRGM	10.690	4847	50,000.00	---	---	50,000.00

DEPARTMENT OF TRANSPORTATION

Multimodal Operations Fund (0126)

FRINGES MULTIMODAL PS	04.235	0102	145,592.00	128,047.70	---	17,544.30
GRANTS-SEC 5303 (8)	04.285	0437	10,422,177.00	4,577,118.28	---	5,845,058.72
GRANTS-SEC 5309 (SEC 3)	04.280	1316	13,225,000.00	6,942,217.36	---	6,282,782.64
RAIL EQUIPMENT	04.290	1880	1.00	---	---	1.00
SMALL URBANIZED TRAN ASST	04.270	4263	1.00	---	---	1.00
SUPPORT TO MULTIMODAL DIV	04.240	4272	71,500.00	53,684.63	---	17,815.37
LOCAL RAIL SERVICE ASSIST	04.290	5306	1.00	---	---	1.00
CI GRANTS SEC 5310 (16)	04.260	8493	3,853,385.00	1,467,163.31	---	2,386,221.69
SMALL URBAN&RURAL TRAN	04.275	8726	12,311,394.00	8,765,926.61	---	3,545,467.39
MULTIMODAL OPS ADMIN PS	04.235	8901	406,928.00	320,147.44	---	86,780.56
MULTIMODAL OPS ADMIN E&E	04.235	8902	400,000.00	192,221.67	---	207,778.33
FEDERAL AVIATION ASSIST	04.325	8905	55,286,317.00	13,490,491.71	---	41,795,825.29

Transportation - Highway Safety Fund (0149)

MAINTENANCE PS	04.215	6309	434,428.00	332,496.33	---	101,931.67
MAINTENANCE E&E	04.215	6310	71,827.00	37,217.71	---	34,609.29
FRINGES MAINTENANCE PS	04.215	6312	34,000.00	32,197.34	---	1,802.66
FRINGES MAINTENANCE E&E	04.215	6313	15,903.00	1,200.00	---	14,703.00
HIGHWAY SAFETY GRANTS	04.215	6314	18,054,000.00	14,648,248.86	---	3,405,751.14

MCSAP/Division of Transportation Fund (0185)

MOTOR CARRIER SFTY ASSIST	04.215	6315	1,350,000.00	1,001,115.44	---	348,884.56
---------------------------	--------	------	--------------	--------------	-----	------------

DEPARTMENT OF LABOR AND INDUSTRIAL RELATIONS

Assistive Technology Fund (0188)

DOLIR LEASING	13.065	6193	20,120.08	18,255.96	---	1,864.12
---------------	--------	------	-----------	-----------	-----	----------

Unemployment Compensation Administration Fund (0948)

STATEWIDE MTN REPAIR	20.100	0290	100,000.00	---	---	100,000.00
DC STATEWIDE UNPROGRAMMED	20.130	4682	200,000.00	---	---	200,000.00
DC STATEWIDE M&R	20.140	4689	100,000.00	---	---	100,000.00
DC UNPROGRAMMED	18.030	6458	200,000.00	---	---	200,000.00
DC M&R	18.040	6470	200,000.00	---	---	200,000.00
DOLIR LEASING	13.065	3233	254,333.00	249,978.88	---	4,354.12

**STATE OF MISSOURI
SUMMARY OF APPROPRIATION ACTIVITY
GENERAL FUND - FEDERAL FUNDS
FOR THE APPROPRIATION YEAR 2005**

	H.B. No.	Appr. No.	Appropriations	Expenditures and Transfers Out	Reappropriations to 2006	Lapse of Appropriations
<u>Director and Staff</u>						
Labor and Industrial Relations Administrative Fund (0122)						
DIRECTOR AND STAFF PS	07.800	1869	6,282,706.00	5,719,493.20	---	563,212.80
DIRECTOR AND STAFF EE	07.800	1870	8,175,201.00	2,723,050.27	---	5,452,150.73
Unemployment Compensation Administration Fund (0948)						
LIFE INSURANCE COSTS	07.800	2671	87,602.00	76,969.26	---	10,632.74
DIRECTOR AND STAFF PS	07.800	5831	395,052.00	116,730.00	---	278,322.00
DIRECTOR AND STAFF E&E	07.800	5834	1,500,000.00	1,250,856.91	---	249,143.09
<u>Division of Labor Standards</u>						
Division of Labor Standards Fund (0186)						
ADMINISTRATION/LS PS	07.815	2320	48,268.00	---	---	48,268.00
ADMINISTRATION/LS E&E	07.815	2507	35,670.00	---	---	35,670.00
ON-SITE CONSULT/LS PS	07.820	5890	750,140.00	476,145.35	---	273,994.65
ON-SITE CONSULT/LS E&E	07.820	5891	318,078.00	129,047.03	---	189,030.97
MINE SAFETY TRNG PRGM PS	07.825	5892	263,039.00	85,874.00	---	177,165.00
MINE SAFETY TRNG PRGM E&E	07.825	5893	106,985.00	54,051.95	---	52,933.05
<u>Division of Worker's Compensation</u>						
Labor and Industrial Relations - Crime Victims Fund (0191)						
CRIME VICTIMS ADMIN	07.850	3887	50,000.00	---	---	50,000.00
CRIME VICTIMS COMP FUND	07.855	7650	2,212,671.00	1,573,926.88	---	638,744.12
<u>Division of Employment Security</u>						
Unemployment Compensation Administration Fund (0948)						
ADMIN EMP SEC PS	07.870	0694	26,454,268.00	20,625,327.98	---	5,828,940.02
ADMIN EMP SEC E&E	07.870	0696	8,962,525.00	3,794,569.00	---	5,167,956.00
EMPLOYMENT & TRAINING PAY	07.875	3910	7,000,000.00	6,009,775.28	---	990,224.72
<u>Commission on Human Rights</u>						
Labor and Industrial Relations - Commission on Human Rights Fund (0117)						
COMM ON HUMAN RIGHTS PS	07.895	5996	811,267.00	743,043.16	---	68,223.84
COMM ON HUMAN RIGHTS E&E	07.895	5998	212,000.00	144,522.60	---	67,477.40

Labor and Industrial Relations Commission

Unemployment Compensation Administration
Fund (0948)

INDUSTRIAL COMMISSION PS	07.810	3094	271,002.00	257,897.59	---	13,104.41
INDUSTRIAL COMMISSION E&E	07.810	3095	44,845.00	20,007.01	---	24,837.99

DEPARTMENT OF MENTAL HEALTH

Mental Health Intergovernmental Transfer
Fund (0147)

DMH INTERGOVERNMENTAL	10.045	5906	10,000,000.00	9,813,563.00	---	186,437.00
Mental Health Fund (0148)						
MENTAL HEALTH LEASING	13.095	0665	58,642.91	4,463.04	---	54,179.87
DMH FEDERAL FUND E&E	10.040	2049	1,800,000.00	13,639.33	---	1,786,360.67
DMH INTERGOVERNMENTAL	10.045	5905	15,500,000.00	15,498,694.00	---	1,306.00
DMH FEDERAL FUND PS	10.040	9373	102,400.00	52,226.50	---	50,173.50

Office of the Director

Mental Health Fund (0148)

OFFICE INFO SYSTEMS PS	10.015	0668	42,440.00	42,381.08	---	58.92
DIRECTOR'S OFFICE PS	10.005	0670	62,975.00	54,037.65	---	8,937.35
DIRECTOR'S OFFICE E&E	10.005	2045	79,285.00	36,203.90	---	43,081.10
OFFICE INFO SYSTEMS E&E	10.015	2047	2,006,691.00	2,002,645.06	---	4,045.94
OPERATIONAL SUPPORT PS	10.010	5311	360,706.00	309,031.87	---	51,674.13
OPERATIONAL SUPPORT E&E	10.010	5312	584,416.00	328,442.65	---	255,973.35

Division of Alcohol and Drug Abuse

Mental Health Fund (0148)

INCENTIVE & HIGH RISK E&E	10.110	1000	3,084,029.00	185,480.50	---	2,898,548.50
ADA TREATMENT SVS E&E	10.115	2051	472,770.00	135,369.10	---	337,400.90
ADA ADMIN PS	10.105	2151	952,906.00	742,411.48	---	210,494.52
ADA ADMIN E&E	10.105	2152	480,576.00	280,108.12	---	200,467.88
PREVENTION & EDU SVS	10.110	2154	6,231,462.00	3,922,239.61	---	2,309,222.39
KIDS BEAT PROGRAM E&E	10.110	2919	119,000.00	119,000.00	---	---
SATOP	10.125	3899	407,458.00	366,057.94	---	41,400.06
PREVENTION & EDU SVS PS	10.110	4143	237,041.00	195,036.23	---	42,004.77
PREVENTION & EDU SVS E&E	10.110	4144	741,149.00	425,726.91	---	315,422.09
TOBACCO INVESTIGTNS PS	10.110	4145	229,806.00	177,624.34	---	52,181.66
TOBACCO INVESTIGTNS E&E	10.110	4146	103,622.00	47,625.97	---	55,996.03
ADA TREATMENT SERVICES	10.115	4149	27,584,189.00	18,408,711.90	---	9,175,477.10
ADA TREATMENT SVS PS	10.115	4150	694,132.00	569,626.90	---	124,505.10
COMMUNITY 2000	10.110	4650	2,059,693.00	1,558,337.05	---	501,355.95
SCHOOL BASED PREVENTION	10.110	4651	752,185.00	582,376.44	---	169,808.56
INCENTIVE & HIGH RISK PS	10.110	5056	183,628.00	99,221.35	---	84,406.65
SYS ENHANCEMENT (YTH) PS	10.115	5298	16,507.00	10,552.96	---	5,954.04
SYS ENHANCEMENT (YTH) E&E	10.115	5299	731,802.00	618,857.30	---	112,944.70

**STATE OF MISSOURI
SUMMARY OF APPROPRIATION ACTIVITY
GENERAL FUND - FEDERAL FUNDS
FOR THE APPROPRIATION YEAR 2005**

	H.B. No.	Appr. No.	Appropriations	Expenditures and Transfers Out	Reappropriations to 2006	Lapse of Appropriations
ADA FED MEDICAID	10.115	6677	17,775,930.00	14,464,728.98	---	3,311,201.02
ACCESS RECOVERY GRANT PS	10.115	7037	267,954.00	220,225.67	---	47,728.33
ACCESS RECOVERY GRANT E&E	10.115	7038	1,213,344.00	422,588.14	---	790,755.86
ACCESS RECOVERY TREATMENT	10.115	7039	13,324,905.00	1,303,602.57	---	12,021,302.43
<u>Division of Comprehensive Psychiatric Services</u>						
Mental Health Fund (0148)						
HOMELESS MENTALLY ILL	10.220	0323	4,474,144.00	3,485,770.56	---	988,373.44
METRO STL PSY CTR PS	10.275	0874	169,506.00	169,506.00	---	---
MID MISSOURI MHC PS	10.280	0876	300,548.00	300,547.97	---	0.03
NW MO PSY REHAB CENTER PS	10.260	1003	458,788.00	458,787.92	---	0.08
STL PSY REHAB CTR PS	10.265	1004	185,119.00	185,119.00	---	---
ADULT COMMUNITY PRGM PS	10.210	1480	195,769.00	141,851.85	---	53,917.15
YOUTH COMMUNITY PRGM PS	10.230	1483	271,685.00	117,210.45	---	154,474.55
CPS ADMIN PS	10.205	1846	487,114.00	363,986.80	---	123,127.20
CPS ADMIN E&E	10.205	1847	174,311.00	122,186.27	---	52,124.73
ADULT COMMUNITY PRGM E&E	10.210	2054	1,713,133.00	1,125,239.65	---	587,893.35
ADULT COMMUNITY PROGRAM	10.210	2055	14,877,837.00	6,357,156.60	---	8,520,680.40
YOUTH COMMUNITY PRGM E&E	10.230	2058	1,321,641.00	200,524.66	---	1,121,116.34
YOUTH COMMUNITY PROGRAM	10.230	2059	8,337,979.00	4,093,153.59	---	4,244,825.41
MEDICATION COST INCREASES	10.245	2767	916,243.00	916,240.00	---	3.00
HOMELESS MENTALLY ILL E&E	10.220	3904	118,400.00	117,463.72	---	936.28
SUICIDE PREVENTION E&E	10.205	4654	150,000.00	137,601.31	---	12,398.69
HAWTHORN PSY HOSPITAL PS	10.270	5567	1,330,749.00	1,274,037.81	---	56,711.19
HAWTHORN PSY HOSPITAL E&E	10.270	5568	78,684.00	78,684.00	---	---
WEST MO MHC YOUTH SVS PS	10.295	5569	324,635.00	205,009.09	---	119,625.91
WEST MO MHC YOUTH SVS E&E	10.295	5570	37,891.00	---	---	37,891.00
ADULT CP FED MEDICAID	10.210	6678	61,456,245.00	52,826,043.37	---	8,630,201.63
YOUTH CP FED MEDICAID	10.230	6679	14,433,451.00	13,888,207.28	---	545,243.72
COTTONWOOD TRMT CTR PS	10.272	7014	867,229.00	698,614.67	---	168,614.33
<u>Division of Mental Retardation - Developmental Disabilities</u>						
Mental Health Fund (0148)						
COMM SUPPORT STAFF PS	10.415	0878	9,799,936.00	9,442,440.98	---	357,495.02
BELLEFONTAINE HC PS	10.485	0886	1,221,985.00	1,220,659.95	---	1,325.05
NW COMMUNITY SERVICES PS	10.490	0887	729,860.00	729,459.14	---	400.86

MARSHALL HC PS	10.495	0888	1,744,367.00	1,744,170.23	---	196.77
ST LOUIS DDTG PS	10.505	0898	1,285,961.00	1,261,715.85	---	24,245.15
SOUTHEAST MO RES SVCS PS	10.515	0899	96,437.00	63,480.19	---	32,956.81
MRDD ADMIN PS	10.405	1913	52,122.00	42,493.00	---	9,629.00
MRDD ADMIN E&E	10.405	1914	13,695.00	8,852.39	---	4,842.61
COMMUNITY PROGRAMS	10.410	1922	9,345,927.00	8,112,065.92	---	1,233,861.08
COMM SUPPORT STAFF E&E	10.415	2100	1,224,901.00	614,872.89	---	610,028.11
SOUTHEAST MO RES SVCS E&E	10.515	2122	20,000.00	19,966.31	---	33.69
BELLEFONTAINE HC E&E	10.485	2347	653,871.00	653,871.00	---	---
MARSHALL HC E&E	10.495	2355	351,940.00	300,207.30	---	51,732.70
COMMUNITY SUPPORT STAFF	10.415	2771	8,179,464.00	4,493,212.80	---	3,686,251.20
HIGGINSVILLE HC PS	10.490	3027	270,746.00	270,628.01	---	117.99
KANSAS CITY RC E&E	10.445	3028	5,595.00	5,070.00	---	525.00
SIKESTON RC E&E	10.465	3029	5,595.00	5,595.00	---	---
ST LOUIS RC E&E	10.475	3030	11,190.00	11,189.87	---	0.13
DEV DISABILITS GRANT PS	10.420	4163	337,617.00	254,324.84	---	83,292.16
DEV DISABILITS GRANT E&E	10.420	4164	1,187,593.00	1,024,389.66	---	163,203.34
ST LOUIS DDTG E&E	10.505	6021	102,918.00	102,917.76	---	0.24
MRDD FED MEDICAID	10.410	6680	157,569,211.00	157,568,939.11	---	271.89
MRDD STAFF FED MEDICAID	10.415	6681	12,269,196.00	12,214,416.52	---	54,779.48

DEPARTMENT OF NATURAL RESOURCES

Natural Resources Fund (0140)

STATE AUDITOR BILLING	06.235	2091	21,000.00	---	---	21,000.00
REFUND ACCOUNTS	06.400	2736	600,034.00	600,032.55	---	1.45
DNR LEASING	13.050	4306	426,910.86	385,657.19	---	41,253.67
HOMELAND SECURITY E&E	06.240	5643	290,096.00	46,446.43	---	243,649.57
HOMELAND SECURITY PS	06.240	6326	50,340.00	45,518.75	---	4,821.25
HOMELAND SECURITY PRGM	06.240	6807	584,000.00	338,229.00	---	245,771.00
HIGHWAY REVIEWS PS	06.235	7059	69,619.00	---	---	69,619.00
HIGHWAY REVIEWS E&E	06.235	7060	13,778.00	---	---	13,778.00

Abandoned Mined Reclamation Fund (0697)

REFUND ACCOUNTS	06.400	3545	165.00	---	---	165.00
DNR LEASING	13.050	7081	28,180.00	26,015.40	---	2,164.60
ABANDNED MINE LAND RECLMT	06.380	7506	277,605.00	219,808.07	---	57,796.93

Office of Director

Natural Resources Fund (0140)

DIRECTOR'S OFFICE PS	06.200	3272	192,617.00	192,114.71	---	502.29
DIRECTOR'S OFFICE E&E	06.200	3273	86,034.00	85,960.28	---	73.72

Outreach and Assistance Center

Natural Resources Fund (0140)

TECHNICAL ASSIST GRANTS	06.225	0715	325,000.00	248,951.47	---	76,048.53
HISTORIC PRESERV GRANTS	06.220	3290	500,000.00	82,733.00	---	417,267.00

**STATE OF MISSOURI
SUMMARY OF APPROPRIATION ACTIVITY
GENERAL FUND - FEDERAL FUNDS
FOR THE APPROPRIATION YEAR 2005**

	H.B. No.	Appr. No.	Appropriations	Expenditures and Transfers Out	Reappropriations to 2006	Lapse of Appropriations
ENERGY EFFICIENT SERVICES	06.210	3297	7,041,547.00	5,798,552.23	---	1,242,994.77
OUTREACH & ASSISTANCE PS	06.205	5437	1,717,725.00	1,460,703.87	---	257,021.13
OUTREACH & ASSISTANCE E&E	06.205	5448	534,737.00	239,684.04	---	295,052.96
<u>Division of Administrative Support</u>						
Natural Resources Fund (0140)						
DIV OF ADMIN SUPPORT E&E	06.230	0918	984,979.00	727,715.48	---	257,263.52
DIV OF ADMIN SUPPORT PS	06.230	0956	620,804.00	617,331.99	---	3,472.01
<u>Air and Land Protection Division</u>						
Natural Resources Fund (0140)						
CLEANUP CONTROLLED SUBST	06.365	0576	125,000.00	78,743.62	---	46,256.38
HAZARD MAT ANALYSIS	06.385	0884	100,000.00	---	---	100,000.00
ENVIRONMENT EMERG RESPONS	06.385	1358	250,000.00	5,059.38	---	244,940.62
LEAKING UNDRGRD STOR TANK	06.365	2506	800,000.00	242,338.86	---	557,661.14
AIR POLLUTION CNTRL PS	06.320	5367	442,373.00	423,700.46	---	18,672.54
AIR POLLUTION CNTRL E&E	06.320	5372	640,763.00	117,343.83	---	523,419.17
HAZARDOUS WASTE PS	06.320	5376	3,636,795.00	3,511,004.40	---	125,790.60
HAZARDOUS WASTE E&E	06.320	5382	720,988.00	696,813.94	---	24,174.06
LAND RECLAMATION PS	06.320	5397	109,548.00	49,037.18	---	60,510.82
LAND RECLAMATION E&E	06.320	5402	41,581.00	7,860.50	---	33,720.50
ENVIRONMENTAL SVS PS	06.320	5408	1,947,581.00	1,792,341.25	---	155,239.75
ENVIRONMENTAL SVS E&E	06.320	5418	1,023,910.00	711,202.89	---	312,707.11
ALPD ADMINISTRATION PS	06.320	5427	214,748.00	167,432.75	---	47,315.25
ALPD ADMINISTRATION E&E	06.320	5430	459,215.00	8,811.93	---	450,403.07
WATER QUALITY STUDY ALPD	06.330	5462	305,001.00	291.00	---	304,710.00
SOLID WASTE MGMT E&E	06.320	6058	2,200.00	---	---	2,200.00
SOLID WASTE MGMT PS	06.320	6667	4,000.00	2,442.67	---	1,557.33
AIR POLL CONTROL GRANTS	06.360	7452	1,409,300.00	920,522.80	---	488,777.20
ABANDNED MINE LAND RECLMT	06.380	7455	1,472,395.00	901,747.07	---	570,647.93
SMALL OPERATOR ASSIST	06.380	7606	50,000.00	---	---	50,000.00
SUPERFUND CLEANUP	06.365	8053	1,000,000.00	806,350.30	---	193,649.70
Abandoned Mined Reclamation Fund (0697)						
LAND RECLAMATION-PS	06.320	6878	294,483.00	255,402.81	---	39,080.19
LAND RECLAMATION-EE	06.320	6879	92,000.00	91,145.67	---	854.33

Water Protection and Soil Conservation

Natural Resources Fund (0140)

WATER POLLUTION CNTRL PS	06.320	5322	2,050,990.00	2,050,791.22	---	198.78
WATER POLLUTION CNTRL E&E	06.320	5326	1,699,516.00	280,033.96	---	1,419,482.04
PUBLIC DRINKING WATER PS	06.320	5333	715,031.00	688,665.42	---	26,365.58
PUBLIC DRINKING WATER E&E	06.320	5336	755,636.00	308,524.91	---	447,111.09
REGIONAL OFFICES PS	06.320	5341	1,659,585.00	1,230,885.56	---	428,699.44
REGIONAL OFFICES E&E	06.320	5350	703,755.00	296,252.90	---	407,502.10
WPCSD ADMINISTRATION PS	06.320	5361	239,937.00	233,314.74	---	6,622.26
WPCSD ADMINISTRATION E&E	06.320	5364	533,108.00	178,707.34	---	354,400.66
WATER QUALITY STUDY WPCSD	06.330	5461	14,140,731.00	3,792,899.76	---	10,347,831.24
DEMONSTRATION PROJECTS	06.350	8046	100,000.00	20,268.60	---	79,731.40

Geological Survey and Resource Assessment

Division

Natural Resources Fund (0140)

ADMIN & SUPPORT PS	06.305	5224	69,213.00	59,127.18	---	10,085.82
ADMIN & SUPPORT E&E	06.305	5225	24,291.00	3,646.42	---	20,644.58
LAND SURVEY E&E	06.305	5230	15,000.00	5,485.33	---	9,514.67
GEOLOGICAL SURVEY PS	06.305	5233	642,977.00	605,591.78	---	37,385.22
GEOLOGICAL SURVEY E&E	06.305	5234	313,700.00	95,161.73	---	218,538.27
WATER RESOURCES PS	06.305	5247	298,134.00	186,346.38	---	111,787.62
WATER RESOURCES E&E	06.305	5248	204,653.00	49,299.29	---	155,353.71
LAND SURVEY RESTOR PROJ	06.315	7772	50,000.00	22,024.11	---	27,975.89

Division of State Parks

Natural Resources Fund (0140)

STATE PARK OPERATION PS	06.255	1946	97,935.00	92,198.49	---	5,736.51
STATE PARK OPERATION E&E	06.255	1947	31,428.00	26,880.86	---	4,547.14
STATE PARK GRANTS	06.285	2089	175,000.00	34,538.23	---	140,461.77
OUTDOOR RECREATION GRANTS	06.290	3292	4,938,377.00	2,109,424.99	---	2,828,952.01
CI EXPEND OF GIFTS ETC	16.030	3520	498,980.72	112,183.87	---	386,796.85
STATE PARKS EXPENSE AUTH	16.065	4706	3,026,805.27	265,428.69	---	2,761,376.58
LEWIS & CLARK BICENTEN	16.095	4885	50,000.00	---	---	50,000.00
OUTDOOR RECREATION GRANTS	17.300	6386	431,182.97	---	---	431,182.97
STATE PARKS EXPENSE AUTH	18.090	6800	987,339.37	323,716.85	---	663,622.52

DEPARTMENT OF PUBLIC SAFETY

Transportation - Highway Safety Fund (0149)

PUBLIC SAFETY LEASING	13.070	6076	90.00	---	---	90.00
Public Safety Fund (0152)						
PUBLIC SAFETY LEASING	13.070	6077	26,981.04	24,010.08	---	2,970.96

**STATE OF MISSOURI
SUMMARY OF APPROPRIATION ACTIVITY
GENERAL FUND - FEDERAL FUNDS
FOR THE APPROPRIATION YEAR 2005**

	<u>H.B. No.</u>	<u>Appr. No.</u>	<u>Appropriations</u>	<u>Expenditures and Transfers Out</u>	<u>Reappropriations to 2006</u>	<u>Lapse of Appropriations</u>
<u>Office of the Director</u>						
Public Safety - Juvenile Accountability Incentive Block Grant Fund (0121)						
JUV JUS ACCTABILITY GRANT	08.025	1584	5,200,000.00	3,180,964.25	---	2,019,035.75
DIRECTOR ADMIN PS	08.005	1603	40,679.00	33,912.18	---	6,766.82
DIRECTOR ADMIN E&E	08.005	1604	15,820.00	5,874.78	---	9,945.22
Public Safety Fund (0152)						
NARCOTICS CONTROL ASSIST	08.040	0961	10,000,000.00	8,535,643.48	---	1,464,356.52
VICTIM OF CRIME ACT	08.050	0962	8,900,000.00	7,209,717.37	---	1,690,282.63
JUV JUS DELINQUENCY PREV	08.020	1377	2,100,000.00	1,427,116.87	---	672,883.13
DIRECTOR ADMIN E&E	08.005	1429	216,074.00	61,662.48	---	154,411.52
VIOLENCE AGAINST WOMEN	08.055	2331	2,800,000.00	2,387,717.05	---	412,282.95
JUV JUS CHALLENGE PRGM	08.015	3140	250,000.00	145,144.87	---	104,855.13
LOCAL LAW ENFORCEMENT BLOCK	08.035	3389	800,000.00	575,305.68	---	224,694.32
RESIDENTIAL SUBST ABUSE	08.075	3390	1,227,000.00	1,212,381.57	---	14,618.43
DIRECTOR ADMIN PS	08.005	4340	362,586.00	361,760.60	---	825.40
NATL FORENSIC IMPRV PRGM	08.065	6043	320,000.00	88,567.47	---	231,432.53
<u>State Highway Patrol</u>						
Public Safety Fund (0152)						
HIGH INTSTY DRUG TRAFFG	08.090	0625	1,550,000.00	1,549,842.96	---	157.04
DARE TRN CTR PS	08.125	0626	135,490.00	101,200.42	---	34,289.58
SHP TECHNICAL SERVICE PS	08.140	0629	187,806.00	144,225.47	---	43,580.53
SHP ACADEMY E&E	08.125	0972	60,000.00	33,489.34	---	26,510.66
SHP ENFORCEMENT PS	08.105	1135	2,180,205.00	1,517,350.81	---	662,854.19
SHP ENFORCEMENT E&E	08.105	1140	6,613,429.00	2,064,667.85	---	4,548,761.15
SHP TECHNICAL SERVICE E&E	08.140	2284	13,244,668.00	355,302.20	---	12,889,365.80
FRINGE BENEFITS PS	08.095	4345	1,116,216.00	866,491.60	---	249,724.40
FRINGE BENEFITS E&E	08.095	4348	64,647.00	21,802.77	---	42,844.23
CRIME LABS GRANTS	08.120	4372	377,698.00	77,773.23	---	299,924.77
CRIME LABS PS	08.120	9478	201,443.00	111,513.56	---	89,929.44
CRIME LABS E&E	08.120	9479	1,581,223.00	141,996.36	---	1,439,226.64
<u>Division of Liquor Control</u>						
Public Safety Fund (0152)						
LIQUOR CONTROL PS	08.155	3088	291,147.00	160,361.82	---	130,785.18
LIQUOR CONTROL E&E	08.155	3089	185,768.00	33,849.83	---	151,918.17

Missouri State Water Patrol

Public Safety Fund (0152)

STATE WATER PATROL E&E	08.150	5674	1,495,900.00	1,264,426.96	---	231,473.04
STATE WATER PATROL PS	08.150	8414	327,875.00	209,018.45	---	118,856.55

Adjutant General

Adjutant General Fund (0190)

NATIONAL GUARD	13.080	3195	1,520,587.00	441,194.26	---	1,079,392.74
ADJ GEN REAL PROPERTY OPS	16.120	4781	2,254,399.55	318,713.08	---	1,935,686.47
ADJ GEN ENVIRONMENT COMP	16.125	4891	17,846.60	13,422.50	---	4,424.10
ADJ GEN FED DESIGN FUNDS	16.130	4894	681,109.00	189,511.00	---	491,598.00
SOUTH KC ARMORY	16.135	5661	5,148,420.80	---	---	5,148,420.80
ADJ GEN ENVIRONMENT COMP	16.125	6184	963,794.05	143,470.08	---	820,323.97
FEDERAL LEASES	13.080	6331	700,000.00	---	---	700,000.00
AG-ENVIRONMENTAL COMP	19.060	6421	1,083,798.58	967,406.43	116,392.00	0.15
AG-DESIGN SUPPORT	19.070	6423	10,778,555.22	2,676,580.95	8,101,974.00	0.27
SPRINGFIELD NEW AVCRAD	19.075	6425	57,183,930.00	1,441,132.00	55,742,798.00	---
ST PETERS NEW ARMORY	19.080	6427	18,597,351.00	---	---	18,597,351.00
KC MAINT BLDG	19.085	6433	3,408,860.00	---	3,408,860.00	---
FARMINGTON ADDTN	19.085	6434	572,698.50	496,910.00	75,788.00	0.50
HANNIBAL MAINT BLDG	19.085	6435	589,164.00	16,465.50	572,698.00	0.50
RICHMOND MAINT BLDG	19.085	6436	589,164.00	---	589,164.00	---
CONTRACT SERVICES PS	08.250	6463	9,428,620.00	6,903,659.22	---	2,524,960.78
CONTRACT SERVICES E&E	08.250	6464	7,450,000.00	7,036,259.00	---	413,741.00
CONTRACT SERVICES REFUNDS	08.250	6465	135,000.00	124,416.04	---	10,583.96
AG-REAL PROPERTY OPS	18.130	6527	5,871,117.68	3,330,842.52	2,540,275.00	0.16
HANNIBAL ADDITION	18.135	6543	921,028.00	37,500.00	883,528.00	---
CHILLICOTHE RENOVATE	19.085	6646	704,366.00	---	704,366.00	---
FIELD SUPPORT FUEL & UTIL	08.235	6844	600,000.00	448,961.30	---	151,038.70
AG-ENVIRONMENTAL COMP 05	19.060	7307	726,320.00	250,642.14	475,677.00	0.86

State Emergency Management Agency

State Emergency Management Fund (0145)

MERC DISTRIBUTIONS	08.270	0648	350,000.00	288,787.78	---	61,212.22
SEMA GRANT	08.275	1235	49,500,000.00	40,379,061.94	---	9,120,938.06
A G SEMA PS	08.265	1238	974,909.00	772,931.61	---	201,977.39
A G SEMA E&E	08.265	6466	710,190.00	624,716.51	---	85,473.49
FIRST RESPONDER TRAINING	08.275	7011	5,000,000.00	433,618.21	---	4,566,381.79

Missouri Disaster Fund (0663)

SEMA GRANT	08.275	8415	12,230,000.00	12,229,613.11	---	386.89
------------	--------	------	---------------	---------------	-----	--------

**STATE OF MISSOURI
SUMMARY OF APPROPRIATION ACTIVITY
GENERAL FUND - FEDERAL FUNDS
FOR THE APPROPRIATION YEAR 2005**

	H.B. No.	Appr. No.	Appropriations	Expenditures and Transfers Out	Reappropriations to 2006	Lapse of Appropriations
<u>Missouri Veterans' Commission</u>						
Missouri Veterans Commission Fund (0184)						
CONST 100 BED DEMENT UN	20.160	0410	689,307.33	426,780.32	---	262,527.01
VET CEMETARY BLOOMFIELD	20.170	0413	98,356.65	83,035.71	---	15,320.94
VET CEMETARY JACKSONVILLE	20.170	1311	290,402.38	3,120.00	---	287,282.38
IMPRV VET HOMES STWIDE	20.155	3807	2,362,592.94	440,566.46	---	1,922,026.48
<u>DEPARTMENT OF REVENUE</u>						
<u>Division of Administration</u>						
Revenue Fund (0132)						
DIV OF ADMINISTRATION E&E	04.005	1635	70,000.00	21,995.16	---	48,004.84
<u>Division of Motor Vehicle and Drivers</u>						
<u>Licensing</u>						
Revenue Fund (0132)						
DIV OF MV/DL PS	04.005	7332	213,437.00	41,733.00	---	171,704.00
DIV OF MV/DL E&E	04.005	7333	2,702,342.00	1,524,397.15	---	1,177,944.85
<u>Division of Taxation</u>						
Revenue Fund (0132)						
DIV OF TAXATION PS	04.005	6230	46,004.00	44,884.46	---	1,119.54
DIV OF TAXATION E&E	04.005	6231	5,970,006.00	4,689,466.75	---	1,280,539.25
<u>DEPARTMENT OF SOCIAL SERVICES</u>						
Third Party Liability Collections Fund (0120)						
SOCIAL SERVICES LEASING	13.105	2389	4,292.40	4,285.56	---	6.84
Family Support and Children's Divisions						
Donations Fund (0167)						
FED GRANTS & DONATIONS	11.010	9946	24,000.00	---	---	24,000.00
Social Services and Other Sources Fund (0610)						
SOCIAL SERVICES LEASING	13.105	1435	9,756,940.06	6,455,246.85	---	3,301,693.21
SOCIAL SERVICES LEASING	17.430	2600	210,612.00	210,612.00	---	---
DGS MAINTENANCE & REPAIR	11.015	2999	10,138.00	9,668.40	---	469.60
DYS MAINTENANCE & REPAIR	11.015	3001	138,243.00	120,496.69	---	17,746.31
FED GRANTS & DONATIONS	11.010	9942	12,099,960.00	10,561,300.66	---	1,538,659.34

Office of the Director

Social Services and Other Sources Fund (0610)

OFFICE OF DIRECTOR PS	11.005	2956	12,445.00	11,332.41	---	1,112.59
HUMAN RESOURCE CENTER PS	11.020	2996	190,145.00	149,664.73	---	40,480.27
HUMAN RESOURCE CENTER E&E	11.020	2997	41,089.00	30,037.13	---	11,051.87
OFFICE OF DIRECTOR E&E	11.005	3065	1,500.00	537.78	---	962.22

Division of Budget and Finance

Pharmacy Rebates Fund (0114)

RECPT & DISBRSM T REFUNDS	11.035	6932	30,000.00	27,255.51	---	2,744.49
---------------------------	--------	------	-----------	-----------	-----	----------

Third Party Liability Collections Fund (0120)

RECPT & DISBRSM T REFUNDS	11.035	6930	350,000.00	150,669.48	---	199,330.52
---------------------------	--------	------	------------	------------	-----	------------

Title XIX Fund (0163)

RECPT & DISBRSM T REFUNDS	11.035	6929	1,631,000.00	1,630,415.09	---	584.91
---------------------------	--------	------	--------------	--------------	-----	--------

Federal and Other Fund (0189)

RECPT & DISBRSM T REFUNDS	11.035	6348	53,000.00	33,124.71	---	19,875.29
---------------------------	--------	------	-----------	-----------	-----	-----------

Temporary Assistance for Needy Families Fund (0199)

RECPT & DISBRSM T REFUNDS	11.035	6927	4,500.00	1,754.19	---	2,745.81
---------------------------	--------	------	----------	----------	-----	----------

Social Services and Other Sources Fund (0610)

BUDGET & FINANCE PS	11.025	2958	417,300.00	296,413.04	---	120,886.96
BUDGET & FINANCE E&E	11.025	2959	116,518.00	19,524.75	---	96,993.25
REVENUE MAXIMATION E&E	11.030	6169	1,000,000.00	---	---	1,000,000.00
RECPT & DISBRSM T REFUNDS	11.035	6926	600,000.00	256,550.58	---	343,449.42

Information Services and Technology Division

Third Party Liability Collections Fund (0120)

ISTD PS	11.045	0185	7,382.00	7,258.26	---	123.74
ISTD E&E	11.045	2133	43,271.00	---	---	43,271.00

Temporary Assistance for Needy Families Fund (0199)

ISTD E&E	11.045	2134	2,215,000.00	2,215,000.00	---	---
----------	--------	------	--------------	--------------	-----	-----

Social Services and Other Sources Fund (0610)

ISTD E&E	11.045	2374	21,650,919.00	18,251,590.78	---	3,399,328.22
ISTD PS	11.045	2960	4,305,264.00	4,052,653.78	---	252,610.22
FIELD & LINE COMPUTERS	11.050	6792	581,201.00	581,201.00	---	---
FIELD & LINE TRAINING	11.050	6794	131,840.00	129,208.99	---	2,631.01

Division of General Services

Social Services and Other Sources Fund (0610)

GENERAL SERVICES PS	11.055	2962	256,072.00	186,062.96	---	70,009.04
GENERAL SERVICES E&E	11.055	2963	83,672.00	83,670.70	---	1.30

Division of Legal Services

Third Party Liability Collections Fund (0120)

LEGAL SERVICES PS	11.060	1009	504,354.00	445,917.47	---	58,436.53
LEGAL SERVICES E&E	11.060	1011	318,163.00	113,194.45	---	204,968.55

**STATE OF MISSOURI
SUMMARY OF APPROPRIATION ACTIVITY
GENERAL FUND - FEDERAL FUNDS
FOR THE APPROPRIATION YEAR 2005**

	H.B. No.	Appr. No.	Appropriations	Expenditures and Transfers Out	Reappropriations to 2006	Lapse of Appropriations
Social Services and Other Sources Fund (0610)						
LEGAL SERVICES PS	11.060	2964	2,889,010.00	2,780,684.94	---	108,325.06
LEGAL SERVICES E&E	11.060	2965	698,155.00	605,351.34	---	92,803.66
Family Support Division						
Third Party Liability Collections Fund (0120)						
FAMILY SUPPORT ADMIN E&E	11.100	6277	134,577.00	---	---	134,577.00
Family Support and Children's Divisions Donations Fund (0167)						
SVS FOR VISUALLY IMPAIRED	11.210	4854	100,000.00	91,699.81	---	8,300.19
POLK COUNTY TRUST	11.120	8462	10,000.00	9,047.41	---	952.59
Temporary Assistance for Needy Families Fund (0199)						
TEMPORARY ASSISTANCE	11.140	3597	123,045,760.00	117,089,313.24	---	5,956,446.76
FAMIS	11.125	4040	1,084,309.00	1,084,309.00	---	---
COMMUNITY PARTNERSHIP	11.130	5652	4,081,624.00	3,966,132.08	---	115,491.92
FAMILY SUPPORT ADMIN PS	11.100	6271	709,745.00	696,501.12	---	13,243.88
FAMILY SUPPORT ADMIN E&E	11.100	6272	1,909,237.00	1,898,144.32	---	11,092.68
IM FIELD STAFF/OPS PS	11.105	6282	18,801,339.00	18,758,419.74	---	42,919.26
IM FIELD STAFF/OPS E&E	11.105	6283	2,206,072.00	2,192,411.58	---	13,660.42
Social Services and Other Sources Fund (0610)						
FOOD DISTRIBUTION PRGM	11.190	0179	1,000,000.00	1,000,000.00	---	---
PRIVATIZATION COLLECTIONS	11.220	0749	990,000.00	399,361.54	---	590,638.46
MULTI COUNTY SERVICE CTRS	11.225	1411	1,270,000.00	1,270,000.00	---	---
SVS FOR VISUALLY IMPAIRED	11.210	1416	5,085,000.00	5,084,123.83	---	876.17
BLIND ADMIN PS	11.205	1462	2,846,192.00	2,759,711.81	---	86,480.19
BLIND ADMIN E&E	11.205	1466	843,975.00	457,699.08	---	386,275.92
REFUGEE ASSISTANCE	11.170	3159	3,812,553.00	3,605,445.96	---	207,107.04
COMMUNITY SVS BLOCK GRANT	11.175	4499	16,540,191.00	14,620,510.14	---	1,919,680.86
COMM SVS BLOCK GRANT STL	11.175	4500	2,603,980.00	2,520,329.00	---	83,651.00
ENERGY ASSISTANCE	11.195	4860	48,202,495.00	46,697,446.20	---	1,505,048.80
EBT E&E	11.115	5257	3,473,125.00	3,426,424.94	---	46,700.06
COMMUNITY PARTNERSHIP	11.130	5653	3,402,175.00	3,300,143.07	---	102,031.93
MO MENTORING PARTNERSHIP	11.130	5824	778,143.00	725,381.86	---	52,761.14
CSE FIELD STAFF/OPS PS	11.215	6263	22,763,611.00	19,879,128.24	---	2,884,482.76
CSE FIELD STAFF/OPS E&E	11.215	6264	5,282,561.00	2,896,754.41	---	2,385,806.59
FAMILY SUPPORT ADMIN PS	11.100	6273	4,574,548.00	4,101,985.29	---	472,562.71
FAMILY SUPPORT ADMIN E&E	11.100	6274	4,157,761.00	3,004,514.36	---	1,153,246.64
IM FIELD STAFF/OPS PS	11.105	6285	41,938,689.00	39,518,841.83	---	2,419,847.17

IM FIELD STAFF/OPS E&E	11.105	6286	1,887,385.00	1,652,823.49	---	234,561.51
IM STAFF TRNG	11.110	6291	164,591.00	159,095.38	---	5,495.62
RECPT&DISBR OF SS1 PYMTS	11.160	6373	4,000,000.00	731,178.75	---	3,268,821.25
CSE COUNTY REIMBURSEMENT	11.230	7548	8,700,000.00	8,699,992.43	---	7.57
DISTRIBUTION PASS THROUGH	11.235	7549	37,000,000.00	36,408,788.26	---	591,211.74
FOOD STAMP TRAINING	11.135	7658	5,300,000.00	4,998,355.05	---	301,644.95
HOMELESS CHALLENGE GRANT	11.180	8180	500,000.00	499,861.90	---	138.10
EMERGENCY SHELTER GRANTS	11.185	8467	1,340,000.00	1,319,812.43	---	20,187.57
FAMIS	11.125	9326	2,704,764.00	2,654,764.00	---	50,000.00
DOMESTIC VIOLENCE	11.200	9818	1,687,653.00	1,660,921.96	---	26,731.04

Children's Division

Third Party Liability Collections Fund (0120)

CHILDREN'S ADMIN E&E	11.240	6300	163,323.00	---	---	163,323.00
----------------------	--------	------	------------	-----	-----	------------

Temporary Assistance for Needy Families Fund (0199)

PURCHASE OF CHILD CARE	11.305	0180	3,271,331.00	3,271,331.00	---	---
CHILDREN'S TREATMENT SVS	11.255	1611	1,573,418.00	1,573,418.00	---	---
RESIDENTIAL TREATMENT SVS	11.260	1612	1,366,385.00	1,366,385.00	---	---

Social Services and Other Sources Fund (0610)

RESIDENTIAL TREATMENT SVS	11.260	0034	39,922,443.00	39,919,495.56	---	2,947.44
CHILDREN'S PROGRAM POOL	11.275	1736	11,083,977.00	11,075,179.25	---	8,797.75
IV-E AUTH JUVENILE COURT	11.290	1737	700,000.00	145,842.31	---	554,157.69
PURCHASE OF CHILD CARE	11.305	3593	103,357,091.00	103,356,678.50	---	412.50
PSYCHIATRIC DIVERSION	11.285	3604	9,691,373.00	9,634,503.52	---	56,869.48
FOSTER CARE	11.260	4858	12,371,442.00	12,370,693.72	---	748.28
ADOP/GUARDIANSHIP SUBSIDY	11.265	5702	18,388,686.00	18,374,865.50	---	13,820.50
CHILDREN'S ADMIN PS	11.240	6296	3,185,638.00	3,077,247.73	---	108,390.27
CHILDREN'S ADMIN E&E	11.240	6297	2,710,991.00	2,710,972.42	---	18.58
CHILD FIELD STAFF/OPS PS	11.245	6303	40,261,031.00	38,366,256.18	---	1,894,774.82
CHILD FIELD STAFF/OPS E&E	11.245	6304	4,194,785.00	4,193,218.15	---	1,566.85
CHILDREN'S STAFF TRNG	11.250	6308	384,041.00	384,041.00	---	---
CHILD ABUSE/NEGLECT GRANT	11.295	6375	1,000,000.00	513,667.06	---	486,332.94
FOSTER CARE TRGT CS MGMT	11.260	6737	5,000,000.00	---	---	5,000,000.00
TRANSITIONAL LIVING	11.270	6868	373,228.00	373,228.00	---	---
CHILD WELFARE ACCREDIT PS	11.245	6964	853,221.00	843,166.68	---	10,054.32
CHILD WELFARE ACCREDIT EE	11.245	6965	2,306,481.00	724,967.79	---	1,581,513.21
CHILDREN'S TREATMENT CPT	11.255	7069	1,130,000.00	---	---	1,130,000.00
INDEPENDENT LIVING	11.270	7560	3,020,000.00	3,015,409.89	---	4,590.11
CHILDREN'S TREATMENT SVS	11.255	9318	3,912,629.00	3,912,629.00	---	---

Division of Youth Services

Social Services and Other Sources Fund (0610)

ADMIN SERVICES PS	11.310	2966	562,755.00	560,558.33	---	2,196.67
ADMIN SERVICES E&E	11.310	2968	117,846.00	117,836.55	---	9.45
YOUTH TREATMENT PRGM PS	11.315	2969	6,912,410.00	6,464,083.72	---	448,326.28
YOUTH TREATMENT PRGM E&E	11.315	2970	7,073,293.00	7,072,665.08	---	627.92

**STATE OF MISSOURI
SUMMARY OF APPROPRIATION ACTIVITY
GENERAL FUND - FEDERAL FUNDS
FOR THE APPROPRIATION YEAR 2005**

	H.B. No.	Appr. No.	Appropriations	Expenditures and Transfers Out	Reappropriations to 2006	Lapse of Appropriations
Division of Medical Services						
Pharmacy Rebates Fund (0114)						
MEDICAID SUPP POOL	11.560	0798	1.00	---	---	1.00
PHARMACY	11.435	1394	96,303,828.00	96,303,828.00	---	---
MEDICAL SVS ADMIN PS	11.400	2382	17,100.00	17,001.79	---	98.21
MEDICAL SVS ADMIN E&E	11.400	2383	5,110.00	5,110.00	---	---
CHILDREN'S HLTH INS PRGM	11.505	2870	225,430.00	225,430.00	---	---
Third Party Liability Collections Fund (0120)						
MEDICAID SUPP POOL	11.560	0238	7,571,156.00	1,423,515.28	---	6,147,640.72
MEDICAL SVS ADMIN PS	11.400	1387	309,873.00	305,689.01	---	4,183.99
MEDICAL SVS ADMIN E&E	11.400	1388	492,364.00	492,364.00	---	---
TPL CONTRACTS	11.420	1393	3,000,000.00	929,271.08	---	2,070,728.92
PHARMACY PROGRAM MGMT	11.405	6904	924,911.00	562,520.96	---	362,390.04
NURSING FACILITIES	11.465	6953	2,193,433.00	1,093,433.00	---	1,100,000.00
PHARMACY	11.435	6995	5,860,000.00	2,100,000.00	---	3,760,000.00
PHYSICIANS	11.450	6996	1,870,000.00	230,000.00	---	1,640,000.00
HOSPITAL CARE	11.480	6997	1,170,000.00	1,170,000.00	---	---
Title XIX Fund (0163)						
HLTH CARE ACCESS UNINSURD	11.500	0236	1.00	---	---	1.00
HOME & COMM BASED SVS DESE	11.465	1610	6,400,000.00	6,400,000.00	---	---
MANAGED CARE	11.475	1784	509,188,030.00	502,605,502.14	---	6,582,527.86
PHARMACY	11.435	2526	717,813,531.00	700,240,766.69	---	17,572,764.31
HEALTH CARE ACCESS	11.500	2530	3,875,187.00	2,690,641.09	---	1,184,545.91
CHILDREN'S HLTH INS PRGM	11.505	2867	81,118,944.00	81,118,944.00	---	---
NON-EMERGENCY TRANSPORT	11.470	5929	22,819,972.00	22,242,133.15	---	577,838.85
UPL MAX TRANSACTIONS	11.560	5969	20,500,000.00	16,454,075.00	---	4,045,925.00
HOSPITAL CARE	11.480	6471	377,842,846.00	377,842,846.00	---	---
NURSING FACILITIES	11.465	6473	286,416,373.00	286,416,373.00	---	---
TIER 1 SFTY NET HOSPITALS	11.485	6660	23,000,000.00	5,337,912.78	---	17,662,087.22
MONITORING PROGRAM	11.480	6739	200,000.00	36,319.66	---	163,680.34
TRAUMA CENTERS	11.480	6743	30,000,000.00	---	---	30,000,000.00
PAGER PILOT	11.480	6745	80,000.00	67,790.00	---	12,210.00
DSH MAX TRANSACTIONS	11.560	6985	52,000,000.00	---	---	52,000,000.00
PHYSICIANS	11.450	8197	220,642,535.00	220,640,664.87	---	1,870.13
DENTAL	11.455	8199	20,078,940.00	20,078,940.00	---	---
PREMIUM PAYMENTS	11.460	8201	59,482,678.00	59,482,474.34	---	203.66
HOME & COMM BASED SVS	11.465	8203	176,211,388.00	168,939,469.95	---	7,271,918.05
REHAB & SPECIALTY SVS	11.470	8205	73,394,229.00	73,394,229.00	---	---
MEDICAID SUPP POOL	11.560	9331	115,466,403.00	94,179,933.41	---	21,286,469.59
UNCOMPENSATED CARE	11.510	9832	25,000,000.00	23,600,075.00	---	1,399,925.00

Social Services and Other Sources Fund (0610)

MEDICAL SVS ADMIN E&E	11.400	0215	3,418,454.00	3,376,120.58	---	42,333.42
WOMEN & MINORITY OUTREACH	11.410	1391	750,000.00	687,181.07	---	62,818.93
TPL CONTRACTS	11.420	1392	3,000,000.00	929,877.49	---	2,070,122.51
INFORMATION SYSTEMS	11.425	1439	17,567,731.00	17,567,731.00	---	---
MC+ ENROLLMENT	11.430	3716	1,910,113.00	1,779,478.97	---	130,634.03
MEDICAID REVENUE UNIT PS	11.415	5048	83,400.00	62,125.00	---	21,275.00
MEDICAID REVENUE UNIT E&E	11.415	5049	8,286.00	1,741.00	---	6,545.00
MEDICAL SVS ADMIN E&E	17.395	5604	603,619.19	162,625.02	---	440,994.17
MEDICAL SVS ADMIN PS	11.400	6378	5,066,519.00	4,682,687.63	---	383,831.37
OPERATION INFO SYS CHGS	17.390	6381	75,792.19	---	---	75,792.19
PHARMACY PROGRAM MGMT	11.405	6767	3,602,788.00	3,469,345.54	---	133,442.46

DEPARTMENT OF CORRECTIONS

Corrections Fund (0130)

MEDICAL SERVICES E&E	09.405	2779	1.00	---	---	1.00
FOOD PURCHASES	09.030	4287	450,000.00	449,984.39	---	15.61
FEDERAL PROGRAMS PS	09.010	8102	2,219,425.00	1,842,557.57	---	376,867.43
FEDERAL PROGRAMS EE	09.010	8103	5,094,409.00	2,438,230.83	---	2,656,178.17

Office of the Director

Corrections Fund (0130)

REENTRY PROGRAM E&E	09.005	5874	50,000.00	---	---	50,000.00
---------------------	--------	------	-----------	-----	-----	-----------

Division of Adult Institutions

Corrections Fund (0130)

DOC STWIDE PRISON CONST	16.140	3821	4,447,656.10	73,515.60	---	4,374,140.50
COMMUNITY CORRECTION CTRS	16.150	5662	224,875.98	164,875.98	---	60,000.00
NECC NEW JUVENILE UNIT	19.095	6440	2,522,931.00	12,430.00	2,510,501.00	---

Division of Probation and Parole

Corrections Fund (0130)

COMM SUPERVISION CTRS	19.090	6437	27,161,131.75	2,550,053.67	24,611,078.00	0.08
-----------------------	--------	------	---------------	--------------	---------------	------

Subtotals

6,335,418,109.30	5,451,466,008.63	100,402,411.00	783,549,689.67
------------------	------------------	----------------	----------------

Appropriated Transfers Out To:

Student Grant Fund (0839)	03.045	T012	1,353,822.00	1,353,822.00	---	---
General Revenue Fund (0101)	05.135	T282	1,167,753.00	737,371.00	---	430,382.00
General Revenue Fund (0101)	05.135	T283	244.00	244.00	---	---
General Revenue Fund (0101)	05.540	T284	2,272,097.00	2,268,918.89	---	3,178.11
General Revenue Fund (0101)	05.540	T285	10,205.00	10,204.60	---	0.40
Social Security Contributions Fund (0702)	05.425	T292	27,599,060.00	23,660,741.37	---	3,938,318.63
Social Security Contributions Fund (0702)	05.425	T293	87,300.00	68,517.19	---	18,782.81
State Retirement Contributions Fund (0701)	05.445	T296	41,163,585.70	36,189,857.67	---	4,973,728.03
Social Security Contributions Fund (0702)	05.445	T296	5.30	4.66	---	0.64

**STATE OF MISSOURI
SUMMARY OF APPROPRIATION ACTIVITY
GENERAL FUND - FEDERAL FUNDS
FOR THE APPROPRIATION YEAR 2005**

	H.B. No.	Appr. No.	Appropriations	Expenditures and Transfers Out	Reappropriations to 2006	Lapse of Appropriations
State Retirement Contributions Fund (0701)	05.445	T297	131,600.00	106,611.68	---	24,988.32
Missouri State Employees' Deferred Compensation Incentive Plan Administration Fund (0706)	05.470	T299	2,211,718.00	2,117,027.39	---	94,690.61
Missouri State Employees' Deferred Compensation Incentive Plan Administration Fund (0706)	05.470	T300	6,170.00	5,044.53	---	1,125.47
Missouri Consolidated Health Care Plan Benefit Fund (0765)	05.500	T303	71,806,891.00	66,784,048.95	---	5,022,842.05
Missouri Consolidated Health Care Plan Benefit Fund (0765)	05.500	T304	239,179.00	197,308.24	---	41,870.76
Economic Development Administrative Fund (0547)	07.015	T344	491,990.00	488,231.88	---	3,758.12
Workers' Compensation Fund (0652)	07.865	T367	30,548.00	30,548.00	---	---
General Revenue Fund (0101)	13.140	T427	2.00	---	---	2.00
General Revenue Fund (0101)	05.105	T467	447,280.00	447,079.00	---	201.00
General Revenue Fund (0101)	05.105	T468	196.00	196.00	---	---
Labor and Industrial Relations Administrative Fund (0122)	07.805	T471	13,010,833.00	7,863,955.00	---	5,146,878.00
General Revenue Fund (0101)	08.100	T518	229,876.00	179,263.51	---	50,612.49
General Revenue Fund (0101)	08.145	T519	42,122.00	26,225.52	---	15,896.48
General Revenue Fund (0101)	08.215	T520	36,984.00	1,726.19	---	35,257.81
General Revenue Fund (0101)	05.315	T541	23,996.04	23,995.87	---	0.17
Social Services and Other Sources Fund (0610)	05.315	T541	690,860.28	690,855.52	---	4.76
State Highways and Transportation Department Fund (0644)	05.315	T541	90.00	90.00	---	---
Missouri Office of Prosecution Services Fund (0680)	05.315	T541	6,699.46	6,699.41	---	0.05
Missouri Senior Rx Fund (0734)	05.315	T541	18,611.22	18,611.09	---	0.13
General Revenue Fund (0101)	05.320	T542	5,721,004.30	5,720,998.73	---	5.57
Title XIX Fund (0163)	05.320	T542	3,053.39	3,053.39	---	---
Social Services and Other Sources Fund (0610)	05.320	T542	496.64	496.64	---	---
Premium Fund (0885)	05.320	T542	107.43	107.43	---	---
Assistive Technology Loan Rev Fund (0889)	05.320	T542	250,000.24	250,000.00	---	0.24
Budget Reserve Fund (0100)	05.300	T567	9,860,567.00	9,850,263.00	---	10,304.00
Budget Reserve Fund (0100)	05.305	T568	1,701.00	1,698.12	---	2.88

General Revenue Fund (0101)	05.345	T652	1,194,251.00	1,170,973.00	---	23,278.00
General Revenue Fund (0101)	05.345	T653	203,003.00	199,283.00	---	3,720.00
General Revenue Fund (0101)	05.345	T657	237.00	230.00	---	7.00
General Revenue Fund (0101)	10.055	T906	50,423,691.00	47,116,194.00	---	3,307,497.00
Office of Administration Revolving Administrative Trust Fund (0505)	18.175	T952	1,046,597.00	190,819.00	---	855,778.00
Treasurer's Information Fund (0255)	05.320	T954	<u>27,005.00</u>	<u>27,005.00</u>	---	---
Subtotals			<u>231,811,432.00</u>	<u>207,808,320.47</u>	---	<u>24,003,111.53</u>
Totals			<u>\$ 6,567,229,541.30</u>	<u>\$ 5,659,274,329.10</u>	<u>\$ 100,402,411.00</u>	<u>\$ 807,552,801.20</u>

**STATE OF MISSOURI
SUMMARY OF APPROPRIATION ACTIVITY
SPECIAL REVENUE FUNDS
FOR THE APPROPRIATION YEAR 2005**

	H.B. No.	Appr. No.	Appropriations	Expenditures and Transfers Out	Reappropriations to 2006	Lapse of Appropriations
<u>LEGISLATURE</u>						
<u>Committee on Legislative Research</u>						
Statutory Revision Fund (0546)						
LEG RES-PUBLISH STATUTES	12.520	3035	\$ 107,691.00	\$ 73,851.17	\$ ---	\$ 33,839.83
<u>JUDICIARY</u>						
Judiciary Education and Training Fund (0847)						
JUDICIARY LEASING	13.130	6085	100,983.00	94,983.00	---	6,000.00
<u>Judicial Proceedings and Review</u>						
Basic Civil Legal Services Fund (0757)						
BASIC LEGAL SERVICES PS	12.305	6808	47,100.00	14,899.82	---	32,200.18
BASIC LEGAL SERVICES EE	12.305	6809	3,480,000.00	3,004,619.59	---	475,380.41
<u>Office of State Courts Administrator</u>						
Statewide Court Automation Fund (0270)						
COURT AUTOMATION PS	12.325	0735	1,414,819.00	1,213,977.43	---	200,841.57
COURT AUTOMATION E&E	12.325	3137	3,595,125.00	2,536,413.18	---	1,058,711.82
Crime Victims' Compensation Fund (0681)						
COURT AUTOMATION E&E	12.325	6224	632,000.00	632,000.00	---	---
Basic Civil Legal Services Fund (0757)						
BASIC LEGAL SERV CIP-PS	12.320	6845	28,044.00	24,482.00	---	3,562.00
BASIC LEGAL SERV CIP-EE	12.320	6846	300.00	---	---	300.00
State Court Administration Revolving Fund (0831)						
STATE COURTS ADMIN E&E	12.315	3031	30,000.00	11,957.63	---	18,042.37
Judiciary Education and Training Fund (0847)						
JUDICIAL TRNG & ED PS	12.335	4186	560,554.00	455,586.29	---	104,967.71
JUDICIAL TRNG & ED E&E	12.335	4187	1,114,522.00	686,196.81	---	428,325.19
<u>Circuit Courts</u>						
Missouri CASA Fund (0590)						
CASA PROGRAMS	12.360	5196	200,000.00	80,041.01	---	119,958.99
Drug Court Resources Fund (0733)						
DRUG COURTS E&E	12.370	5197	1,985,185.00	1,946,001.56	---	39,183.44
DRUG COURTS PS	12.370	5902	216,115.00	49,436.00	---	166,679.00

State Court Administration Revolving Fund (0831)							
CIRCUIT PERSONNEL E&E	12.355	6239	150,000.00	119,851.41	---	30,148.59	
Domestic Relations Resolution Fund (0852)							
DOMESTIC RELATIONS	12.360	4618	500,000.00	329,831.19	---	170,168.81	
CIRCUIT PERSONNEL PS	12.355	6065	71,544.00	62,501.00	---	9,043.00	
CIRCUIT PERSONNEL E&E	12.355	6066	20,856.00	20,856.00	---	---	

Legal Defense and Defender

Legal Defense and Defender Fund (0670)						
PUBLIC DEFENDER COMM PS	12.400	0951	60,778.00	48,506.09	---	12,271.91
PUBLIC DEFENDER COMM	12.400	7673	1,907,356.00	1,663,664.41	---	243,691.59

EXECUTIVE

Secretary of State

Local Records Preservation Fund (0577)						
SEC OF STATE LEASING	13.110	6081	274.00	240.00	---	34.00

Record Services

Local Records Preservation Fund (0577)						
LOCAL RECORD GRANTS	17.405	6207	121,042.54	---	---	121,042.54
SEC OF STATE PS	12.040	9491	916,663.00	890,703.44	---	25,959.56
SEC OF STATE E&E	12.040	9492	397,727.00	262,643.40	---	135,083.60
LOCAL RECORDS GRANTS	12.090	9835	400,000.00	274,472.03	---	125,527.97
State Document Preservation Fund (0836)						
DOCUMENT PRESERVATION E&E	12.095	3994	12,183,515.00	---	---	12,183,515.00
DOCUMENT PRESERVATION PS	12.095	5171	171,704.00	549.76	---	171,154.24

Securities

Investors Restitution Fund (0741)						
INVESTORS' RESTITUTION	12.055	5925	55,000.00	3,000.00	---	52,000.00
Investor Education and Protection Fund (0829)						
SEC OF STATE PS	12.040	5532	125,658.00	96,720.05	---	28,937.95
SEC OF STATE E&E	12.040	5533	163,464.00	87,722.82	---	75,741.18

Information Technology Services

Secretary of State's Technology Trust Fund						
Account Fund (0266)						
SEC OF STATE PS	12.040	2221	80,905.00	71,214.14	---	9,690.86
SEC OF STATE E&E	12.040	2222	2,922,496.00	2,168,898.71	---	753,597.29

Library Services

Library Networking Fund (0822)						
LIBRARY NETWORKING FUND	12.120	4200	450,001.00	45,779.32	---	404,221.68

**STATE OF MISSOURI
SUMMARY OF APPROPRIATION ACTIVITY
SPECIAL REVENUE FUNDS
FOR THE APPROPRIATION YEAR 2005**

	H.B. No.	Appr. No.	Appropriations	Expenditures and Transfers Out	Reappropriations to 2006	Lapse of Appropriations
<u>Wolfner Library</u>						
Wolfner State Library Fund (0928)						
SEC OF STATE E&E	12.040	4195	14,500.00	---	---	14,500.00
<u>State Auditor</u>						
Gaming Commission Fund (0286)						
STATE AUDITOR PS	12.150	0736	60,247.00	2,655.03	---	57,591.97
STATE AUDITOR E&E	12.150	0737	22,580.00	102.05	---	22,477.95
Conservation Commission Fund (0609)						
STATE AUDITOR PS	12.150	2209	39,009.00	33,947.92	---	5,061.08
STATE AUDITOR E&E	12.150	2211	2,611.00	1,994.57	---	616.43
Parks Sales Tax Fund (0613)						
STATE AUDITOR PS	12.150	0059	19,483.00	18,743.75	---	739.25
Soil and Water Sales Tax Fund (0614)						
STATE AUDITOR PS	12.150	0060	18,787.00	18,743.75	---	43.25
Petition Audit Revolving Trust Fund (0648)						
STATE AUDITOR PS	12.150	8486	786,615.00	106,431.16	---	680,183.84
STATE AUDITOR E&E	12.150	8487	52,616.00	49,883.81	---	2,732.19
<u>State Treasurer</u>						
Treasurer's Information Fund (0255)						
TREASURER'S INFO FUND	12.155	0747	25,000.00	1,400.04	---	23,599.96
STATE TREASURER PS	12.155	7061	479,135.00	409,918.99	---	69,216.01
Workers' Compensation - Second Injury Fund (0653)						
STATE TREASURER PS	12.155	4009	37,875.00	37,874.37	---	0.63
STATE TREASURER E&E	12.155	4010	3,280.00	3,280.00	---	---
<u>Attorney General</u>						
Gaming Commission Fund (0286)						
ATTORNEY GENERAL PS	12.210	2314	127,288.00	127,244.52	---	43.48
ATTORNEY GENERAL E&E	12.210	3333	2,506.00	---	---	2,506.00
Natural Resources Protection - Water Pollution Permit Fee Subaccount Fund (0568)						
ATTORNEY GENERAL PS	12.210	1521	33,184.00	33,184.00	---	---
ATTORNEY GENERAL E&E	12.210	1522	4,715.00	4,715.00	---	---
Solid Waste Management Fund (0570)						
ATTORNEY GENERAL PS	12.210	1523	33,184.00	33,184.00	---	---
ATTORNEY GENERAL E&E	12.210	1524	5,215.00	5,215.00	---	---

Motor Vehicle Commission Fund (0588)							
ATTORNEY GENERAL PS	12.210	9618	34,592.00	34,592.00	---	---	
ATTORNEY GENERAL E&E	12.210	9619	11,300.00	2,588.89	---	---	8,711.11
Health Spa Regulatory Fund (0589)							
ATTORNEY GENERAL E&E	12.210	0806	5,000.00	5,000.00	---	---	
Natural Resources Protection - Air Pollution Permit Fee Subaccount Fund (0594)							
ATTORNEY GENERAL PS	12.210	1525	33,160.00	33,160.00	---	---	
ATTORNEY GENERAL E&E	12.210	1526	4,715.00	4,715.00	---	---	
Soil and Water Sales Tax Fund (0614)							
ATTORNEY GENERAL PS	12.210	1527	11,055.00	11,055.00	---	---	
ATTORNEY GENERAL E&E	12.210	1528	2,267.00	2,267.00	---	---	
Merchandising Practices Revolving Fund (0631)							
ATTORNEY GENERAL PS	12.210	1529	622,062.00	576,046.84	---	---	46,015.16
ATTORNEY GENERAL E&E	12.210	2315	1,894,860.00	971,682.66	---	---	923,177.34
ATTORNEY GENERAL	13.125	3187	251,746.52	152,921.28	---	---	98,825.24
Workers' Compensation Fund (0652)							
ATTORNEY GENERAL	13.125	3188	136,301.92	102,760.44	---	---	33,541.48
ATTORNEY GENERAL E&E	12.210	7588	135,801.00	52,334.44	---	---	83,466.56
Workers' Compensation - Second Injury Fund (0653)							
ATTORNEY GENERAL	13.125	3189	264,722.80	102,760.56	---	---	161,962.24
ATTORNEY GENERAL PS	12.210	4011	1,681,804.00	1,681,274.97	---	---	529.03
ATTORNEY GENERAL E&E	12.210	4012	993,474.00	922,044.94	---	---	71,429.06
Hazardous Waste Fund (0676)							
ATTORNEY GENERAL PS	12.210	1556	33,160.00	33,160.00	---	---	
ATTORNEY GENERAL E&E	12.210	1557	4,715.00	4,715.00	---	---	
Safe Drinking Water Fund (0679)							
ATTORNEY GENERAL PS	12.210	1558	11,079.00	11,079.00	---	---	
ATTORNEY GENERAL E&E	12.210	1559	2,265.00	2,265.00	---	---	
Missouri Office of Prosecution Services Fund (0680)							
ATTORNEY GENERAL	13.125	2022	18,040.80	16,465.20	---	---	1,575.60
Hazardous Waste Remedial Fund (0690)							
ATTORNEY GENERAL PS	12.210	6265	223,878.00	223,878.00	---	---	
ATTORNEY GENERAL E&E	12.210	6266	10,165.00	10,165.00	---	---	
Children's Trust Fund (0694)							
FED & OTHER FUND REFUNDS	12.210	2316	309,318.00	309,260.57	---	---	57.43
Attorney General Trust Fund (0794)							
ATY GENERAL TRUST E&E	12.237	7053	759,689.00	759,678.91	---	---	10.09
Inmate Incarceration Reimbursement Act Revolving Fund (0828)							
ATTORNEY GENERAL E&E	12.210	4183	11,700.00	2,853.67	---	---	8,846.33
ATTORNEY GENERAL PS	12.210	4204	23,325.00	23,325.00	---	---	
Mined Land Reclamation Fund (0906)							
ATTORNEY GENERAL PS	12.210	1560	11,055.00	11,055.00	---	---	
ATTORNEY GENERAL E&E	12.210	1561	2,262.00	2,262.00	---	---	

**STATE OF MISSOURI
SUMMARY OF APPROPRIATION ACTIVITY
SPECIAL REVENUE FUNDS
FOR THE APPROPRIATION YEAR 2005**

	H.B. No.	Appr. No.	Appropriations	Expenditures and Transfers Out	Reappropriations to 2006	Lapse of Appropriations
<u>Missouri Office of Prosecution Services</u>						
Missouri Office of Prosecution Services Fund (0680)						
OFFICE OF PROS SVS PS	12.230	7337	207,324.00	186,084.51	---	21,239.49
OFFICE OF PROS SVS E&E	12.230	7338	197,314.00	28,543.17	---	168,770.83
Missouri Office of Prosecution Services Revolving Fund (0844)						
OFFICE OF PROS SVS E&E	12.230	4106	150,000.00	82,521.78	---	67,478.22
<u>OFFICE OF ADMINISTRATION</u>						
Children's Trust Fund (0694)						
OFFICE OF ADMINISTRATION	13.030	1069	27,945.00	---	---	27,945.00
<u>Division of Accounting</u>						
Missouri Arts Council Trust Fund (0262)						
UNEMPLOYMENT BENEFITS	05.490	0789	2,390.00	2,389.21	---	0.79
Missouri Air Emission Reduction Fund (0267)						
UNEMPLOYMENT BENEFITS	05.490	7429	500.00	170.53	---	329.47
Nursing Facility Quality of Care Fund (0271)						
UNEMPLOYMENT BENEFITS	05.490	6341	10,000.00	2,200.36	---	7,799.64
Division of Tourism Supplemental Revenue Fund (0274)						
UNEMPLOYMENT BENEFITS	05.490	6971	8,000.00	4,595.55	---	3,404.45
Health Initiatives Fund (0275)						
UNEMPLOYMENT BENEFITS	05.490	5990	1,000.00	334.10	---	665.90
TEACHER RETIREMENT CONTR	05.460	6105	5,000.00	55.13	---	4,944.87
Gaming Commission Fund (0286)						
UNEMPLOYMENT BENEFITS	05.490	6671	3,000.00	2,783.04	---	216.96
Lottery Proceeds Fund (0291)						
TEACHER RETIREMENT CONTR	05.460	2831	25,000.00	---	---	25,000.00
Commodity Council Merchandising Fund (0406)						
UNEMPLOYMENT BENEFITS	05.490	7029	100.00	2.58	---	97.42
Division of Credit Unions Fund (0548)						
UNEMPLOYMENT BENEFITS	05.490	6001	5,000.00	22.74	---	4,977.26
Division of Finance Fund (0550)						
UNEMPLOYMENT BENEFITS	05.490	7078	902.00	901.34	---	0.66
Insurance Examiners Fund (0552)						
UNEMPLOYMENT BENEFITS	05.490	6674	6,000.00	3,385.77	---	2,614.23

Insurance Dedicated Fund (0566)							
UNEMPLOYMENT BENEFITS	05.490	6002	15,000.00	1,683.57	---	---	13,316.43
Natural Resources Protection - Water Pollution Permit Fee Subaccount Fund (0568)							
UNEMPLOYMENT BENEFITS	05.490	6797	2,446.00	2,446.00	---	---	---
Natural Resources Protection - Air Pollution Asbestos Fee Subaccount Fund (0584)							
UNEMPLOYMENT BENEFITS	05.490	7431	500.00	48.75	---	---	451.25
Natural Resources Protection - Air Pollution Permit Fee Subaccount Fund (0594)							
UNEMPLOYMENT BENEFITS	05.490	6154	3,500.00	1,924.58	---	---	1,575.42
Video Instructional Development and Educational Opportunity Fund (0599)							
TEACHER RETIREMENT CONTR	05.460	1155	14,500.00	---	---	---	14,500.00
Public Service Commission Fund (0607)							
UNEMPLOYMENT BENEFITS	05.490	6343	7,277.00	7,276.79	---	---	0.21
Conservation Commission Fund (0609)							
UNEMPLOYMENT BENEFITS	05.490	2240	200,000.00	140,035.65	---	---	59,964.35
Parks Sales Tax Fund (0613)							
UNEMPLOYMENT BENEFITS	05.490	6237	350,000.00	115,127.25	---	---	234,872.75
Soil and Water Sales Tax Fund (0614)							
UNEMPLOYMENT BENEFITS	05.490	6238	1.00	---	---	---	1.00
State School Money Fund (0616)							
TEACHER RETIREMENT CONTR	05.460	3014	38,460.00	34,650.80	---	---	3,809.20
Social Services Educational Improvement Fund (0620)							
TEACHER RETIREMENT CONTR	05.460	3440	27,100.00	1,215.15	---	---	25,884.85
UNEMPLOYMENT BENEFITS	05.490	6003	1,000.00	20.71	---	---	979.29
Board of Nursing Fund (0635)							
UNEMPLOYMENT BENEFITS	05.490	6799	10,000.00	2,080.00	---	---	7,920.00
Missouri Real Estate Commission Fund (0638)							
UNEMPLOYMENT BENEFITS	05.490	0790	1,750.00	1,750.00	---	---	---
Healthy Families Trust Fund-Tobacco Prevention, Education and Cessation Account Fund (0643)							
UNEMPLOYMENT BENEFITS	05.490	6897	203.00	202.69	---	---	0.31
State Highways and Transportation Department Fund (0644)							
UNEMPLOYMENT BENEFITS	05.490	2241	25,000.00	18,165.19	---	---	6,834.81
MODOT/HWY PATROL UNEMPLOY	05.495	6365	565,371.00	565,370.61	---	---	0.39
Grain Inspection Fees Fund (0647)							
UNEMPLOYMENT BENEFITS	05.490	6004	20,000.00	10,626.91	---	---	9,373.09
Workers' Compensation Fund (0652)							
UNEMPLOYMENT BENEFITS	05.490	6005	5,000.00	224.59	---	---	4,775.41
Workers' Compensation - Second Injury Fund (0653)							
UNEMPLOYMENT BENEFITS	05.490	6346	25,000.00	6,046.15	---	---	18,953.85

**STATE OF MISSOURI
SUMMARY OF APPROPRIATION ACTIVITY
SPECIAL REVENUE FUNDS
FOR THE APPROPRIATION YEAR 2005**

	H.B. No.	Appr. No.	Appropriations	Expenditures and Transfers Out	Reappropriations to 2006	Lapse of Appropriations
Hazardous Waste Fund (0676) UNEMPLOYMENT BENEFITS	05.490	6151	500.00	3.30	---	496.70
Safe Drinking Water Fund (0679) UNEMPLOYMENT BENEFITS	05.490	7080	20,000.00	12,198.21	---	7,801.79
Crime Victims' Compensation Fund (0681) UNEMPLOYMENT BENEFITS	05.490	7513	1,000.00	472.21	---	527.79
Hazardous Waste Remedial Fund (0690) UNEMPLOYMENT BENEFITS	05.490	6153	500.00	3.30	---	496.70
Children's Trust Fund (0694) UNEMPLOYMENT BENEFITS	05.490	7514	400.00	176.31	---	223.69
Missouri Senior Rx Fund (0734) UNEMPLOYMENT BENEFITS	05.490	6972	12,000.00	7,380.26	---	4,619.74
Missouri Commission for the Deaf and Hard of Hearing Fund (0743) UNEMPLOYMENT BENEFITS	05.490	7432	2,000.00	---	---	2,000.00
Special Employment Security - Bond Proceeds Fund (0947) BUFF ARB/FEES EXPENSES	14.065	7318	1.00	---	---	1.00
<u>Division of Facilities Management</u>						
NRP-Water Pollution Permit Fee Fund (0568) DNR RELOCATE GRN BLDG	19.020	0973	198,673.00	170,467.21	28,205.00	0.79
Solid Waste Management Fund (0570) DNR RELOCATE GRN BLDG	19.020	0976	16,967.00	15,224.74	1,742.00	0.26
NRP-Air Pollution Permit Fee Fund (0594) DNR RELOCATE GRN BLDG	19.020	0979	47,295.00	40,451.55	6,843.00	0.45
Soil And Water Sales Tax Fund (0614) DNR RELOCATE GRN BLDG	19.020	0993	179,069.00	164,084.85	14,984.00	0.15
Energy Set-Aside Program Fund (0667) DNR RELOCATE GRN BLDG	19.020	0982	37,066.00	29,750.39	7,315.00	0.61
Hazardous Waste Fund (0676) DNR RELOCATE GRN BLDG	19.020	0986	934.00	514.00	420.00	---
Safe Drinking Water Fund (0679) DNR RELOCATE GRN BLDG	19.020	0988	119,842.00	109,689.13	10,152.00	0.87
Second Capital Commission Fund (0745) 2ND STATE CAPITOL COMM	05.130	6364	100,000.00	---	---	100,000.00

Division of General Services

Conservation Commission Fund (0609)							
WORKERS' COMP & SIF TAX	05.545	3439	59,963.00	59,962.23	---	0.77	
WORKERS' COMPENSATION	05.535	4542	1,162,500.00	1,135,807.47	---	26,692.53	
Head Injury Fund (0742)							
HEAD INJURY PROGRAM PS	05.170	6030	81,130.00	80,309.74	---	820.26	
HEAD INJURY PROGRAM	05.170	6763	421,270.00	255,329.76	---	165,940.24	
Governor's Council on Physical Fitness Institution Gift Trust Fund (0924)							
HEALTH COUNCIL PROGRAMS	05.165	2608	350,000.00	64,413.72	---	285,586.28	

Children's Trust Fund

Children's Trust Fund (0694)						
CTF PROGRAMS	05.185	5608	3,360,000.00	2,588,628.63	---	771,371.37
CHILDREN'S TRUST FUND PS	05.185	8371	191,421.00	165,913.00	---	25,508.00
CHILDREN'S TRUST FUND E&E	05.185	8372	146,239.00	73,189.05	---	73,049.95

Children's Service Commission

Children's Service Commission Fund (0601)						
CHILDREN'S SERVICE COMM	05.190	5609	10,000.00	---	---	10,000.00

Missouri Assistive Technology Council

Deaf Relay Service and Equipment Distribution Program Fund (0559)						
ASSISTIVE TECHNOLOGY-PS	05.195	6874	195,131.00	194,041.00	---	1,090.00
ASSISTIVE TECHNOLOGY-EE	05.195	6875	1,967,914.00	1,198,137.63	---	769,776.37
Assistive Technology Loan Revolving Fund (0889)						
ASSISTIVE TECHNOLOGY-PS	05.195	6876	45,200.00	44,458.00	---	742.00
ASSISTIVE TECHNOLOGY PRG	05.195	6877	500,000.00	88,128.96	---	411,871.04

DEPARTMENT OF AGRICULTURE

Animal Care Reserve Fund (0295)						
REPLACEMENT VEHICLES	06.025	1969	62,290.00	---	---	62,290.00
Milk Inspection Fees Fund (0645)						
AGRICULTURE LEASING	13.045	1475	11,585.96	10,928.04	---	657.92
Grain Inspection Fees Fund (0647)						
AGRICULTURE LEASING	13.045	1474	64,428.00	21,084.00	---	43,344.00
REPLACEMENT VEHICLES	06.025	3570	57,360.00	---	---	57,360.00
Petroleum Inspection Fund (0662)						
AGRICULTURE LEASING	13.045	0653	8,208.00	7,200.00	---	1,008.00
REPLACEMENT VEHICLES	06.025	3569	122,770.00	---	---	122,770.00

**STATE OF MISSOURI
SUMMARY OF APPROPRIATION ACTIVITY
SPECIAL REVENUE FUNDS
FOR THE APPROPRIATION YEAR 2005**

	H.B. No.	Appr. No.	Appropriations	Expenditures and Transfers Out	Reappropriations to 2006	Lapse of Appropriations
Office of Director						
Animal Health Laboratory Fee Fund (0292)						
DIRECTOR'S OFFICE E&E	06.005	1553	3,615.00	---	---	3,615.00
DIRECTOR'S OFFICE PS	06.005	1571	4,886.00	4,106.00	---	780.00
Animal Care Reserve Fund (0295)						
DIRECTOR'S OFFICE E&E	06.005	1555	4,195.00	---	---	4,195.00
DIRECTOR'S OFFICE PS	06.005	1572	6,357.00	6,159.00	---	198.00
Livestock Brands Fund (0299)						
DIRECTOR'S OFFICE E&E	06.005	1562	151.00	---	---	151.00
DIRECTOR'S OFFICE PS	06.005	1594	210.00	---	---	210.00
Commodity Council Merchandising Fund (0406)						
DIRECTOR'S OFFICE E&E	06.005	1563	227.00	---	---	227.00
DIRECTOR'S OFFICE PS	06.005	1575	309.00	---	---	309.00
Missouri Qualified Fuel Ethanol Producer Incentive Fund (0571)						
ETHANOL INCENTIVE PRGM	06.015	4627	6,367,800.00	5,340,834.00	---	1,026,966.00
Livestock Sales and Markets Fees Fund (0581)						
DIRECTOR'S OFFICE E&E	06.005	1566	262.00	---	---	262.00
DIRECTOR'S OFFICE PS	06.005	1595	354.00	---	---	354.00
Livestock Dealer Law Enforcement and Administration Fund (0624)						
DIRECTOR'S OFFICE E&E	06.005	1567	95.00	---	---	95.00
DIRECTOR'S OFFICE PS	06.005	1596	137.00	---	---	137.00
Milk Inspection Fees Fund (0645)						
DIRECTOR'S OFFICE E&E	06.005	1568	989.00	---	---	989.00
DIRECTOR'S OFFICE PS	06.005	1580	1,342.00	---	---	1,342.00
Grain Inspection Fees Fund (0647)						
DIRECTOR'S OFFICE E&E	06.005	1569	6,135.00	---	---	6,135.00
DIRECTOR'S OFFICE PS	06.005	1581	9,388.00	---	---	9,388.00
Petroleum Inspection Fund (0662)						
DIRECTOR'S OFFICE E&E	06.005	1570	9,908.00	---	---	9,908.00
DIRECTOR'S OFFICE PS	06.005	1582	14,881.00	12,740.02	---	2,140.98
Marketing Development Fund (0683)						
DIRECTOR'S OFFICE PS	06.005	1597	5,766.00	5,765.98	---	0.02
DIRECTOR'S OFFICE E&E	06.005	1599	3,541.00	---	---	3,541.00
Agriculture Development Fund (0904)						
DIRECTOR'S OFFICE PS	06.005	1598	978.00	---	---	978.00
DIRECTOR'S OFFICE E&E	06.005	1600	713.00	---	---	713.00

Division of Animal Health

Animal Health Laboratory Fee Fund (0292)							
ANIMAL HEALTH ADMIN PS	06.080	1222	140,614.00	62,501.46	---	---	78,112.54
ANIMAL HEALTH ADMIN E&E	06.080	2186	445,200.00	291,229.20	---	---	153,970.80
Animal Care Reserve Fund (0295)							
ANIMAL HEALTH ADMIN PS	06.080	1224	306,275.00	219,536.34	---	---	86,738.66
ANIMAL HEALTH ADMIN E&E	06.080	2187	208,151.00	74,776.77	---	---	133,374.23
Livestock Brands Fund (0299)							
LIVESTOCK BRANDS PRGM	06.080	1227	41,010.00	16,461.87	---	---	24,548.13
Livestock Sales and Markets Fees Fund (0581)							
LIVESTOCK MARKETS	06.080	9462	32,565.00	6,927.53	---	---	25,637.47
Livestock Dealer Law Enforcement and Administration Fund (0624)							
LIVESTOCK DEALER LAW	06.080	8830	12,250.00	---	---	---	12,250.00
Institution Gift Trust Fund (0925)							
GIFT TRUST FUND	06.080	3121	5,000.00	---	---	---	5,000.00

Division of Grain Inspection and Warehousing

Commodity Council Merchandising Fund (0406)							
COMMODITY MERCHDNSNG PS	06.095	2417	71,145.00	34,750.50	---	---	36,394.50
COMMODITY MERCHDNSNG E&E	06.095	2418	23,000.00	8,976.54	---	---	14,023.46
REFUNDS & REIMBURSEMENTS	06.100	2420	166,000.00	165,968.25	---	---	31.75
Aquaculture Marketing Development Fund (0573)							
MO AQUACULTURE COUNCIL	06.100	2419	25,000.00	7,698.72	---	---	17,301.28
Apple Merchandising Fund (0615)							
RES & MKT DEV OF APPLES	06.100	2421	12,000.00	5,000.00	---	---	7,000.00
Grain Inspection Fees Fund (0647)							
GRAIN INSPECTION SVS E&E	06.095	2388	312,107.00	140,615.67	---	---	171,491.33
GRAIN INSPECTION SVS PS	06.095	3201	1,500,631.00	1,042,010.04	---	---	458,620.96
PAYMENT OF FED USER FEE	06.095	4552	100,000.00	57,264.45	---	---	42,735.55
Missouri Wine Marketing and Research Development Fund (0855)							
WINE MKTNG & RESEARCH	06.100	0554	32,000.00	31,608.97	---	---	391.03

Division of Plant Industries

Organic Production and Certification Fee Fund (0749)							
ORGANIC CERTIFICATION PS	06.105	6882	11,000.00	---	---	---	11,000.00
ORGANIC CERTIFICATION EE	06.105	6883	116,500.00	7,251.67	---	---	109,248.33
Boll Weevil Suppression and Eradication Fund (0823)							
BOLL WEEVIL ERADICAT PS	06.115	0556	68,626.00	2,430.47	---	---	66,195.53
BOLL WEEVIL ERADICAT E&E	06.115	0557	30,634.00	5,194.71	---	---	25,439.29

**STATE OF MISSOURI
SUMMARY OF APPROPRIATION ACTIVITY
SPECIAL REVENUE FUNDS
FOR THE APPROPRIATION YEAR 2005**

	H.B. No.	Appr. No.	Appropriations	Expenditures and Transfers Out	Reappropriations to 2006	Lapse of Appropriations
<u>Division of Weights and Measures</u>						
Petroleum Inspection Fund (0662)						
WEIGHTS & MEASURES E&E	06.120	2573	802,883.00	340,449.32	---	462,433.68
WEIGHTS & MEASURES PS	06.120	8381	1,339,789.00	1,213,026.27	---	126,762.73
<u>State Milk Board</u>						
Milk Inspection Fees Fund (0645)						
STATE MILK BOARD PS	06.140	0265	238,497.00	210,088.47	---	28,408.53
STATE MILK BOARD E&E	06.140	0267	223,029.00	100,273.37	---	122,755.63
MILK BOARD LOCAL HLTH	06.140	0268	1,306,970.00	641,080.51	---	665,889.49
State Contracted Manufacturing Dairy Plant Inspection and Grading Fee Fund (0661)						
DAIRY PLANT INSPECTIONS	06.140	7362	8,000.00	---	---	8,000.00
<u>Agric Business Development Division</u>						
Aquaculture Marketing Development Fund (0573)						
AGRI BUSINESS DEV PS	06.030	5027	8,095.00	7,110.86	---	984.14
Marketing Development Fund (0683)						
GRAPE & WINE PROGRAM E&E	06.070	2568	1,282,150.00	1,060,012.96	---	222,137.04
GRAPE & WINE PROGRAM PS	06.070	2827	107,452.00	107,452.00	---	---
AGRI MISSOURI PROGRAM E&E	06.065	7034	10,000.00	---	---	10,000.00
Agriculture Development Fund (0904)						
AG DEVELOPMENT PRGM PS	06.060	5394	87,601.00	35,118.00	---	52,483.00
AG DEVELOPMENT PRGM E&E	06.060	5395	48,422.00	20,881.53	---	27,540.47
AG DEVEL FUND INVESTMENTS	06.060	9913	100,000.00	44,142.80	---	55,857.20
<u>Missouri State Fair</u>						
Marketing Development Fund (0683)						
AID-TO-STATE FAIRS	06.136	7058	1.00	---	---	1.00
State Fair Trust Fund (0951)						
FUNDING TO START FAIR	06.130	3812	10,000.00	3,148.83	---	6,851.17
<u>Market Information and Outreach Division</u>						
Marketing Development Fund (0683)						
GOV'S CONFERENCE ON AG	06.075	2938	125,000.00	96,610.52	---	28,389.48
MARKET INFO/OUTREACH E&E	06.075	6054	77,000.00	15,656.86	---	61,343.14
Agriculture Development Fund (0904)						
MARKET INFO/OUTREACH PS	06.075	6055	106,121.00	36,025.58	---	70,095.42
Institution Gift Trust Fund (0925)						
AG AWARENESS PRGM	06.075	4377	25,000.00	---	---	25,000.00

DEPARTMENT OF INSURANCE

Insurance Examiners Fund (0552)							
MKT CONDUCT&FIN EXAM PS	07.705	0793	5,177,435.00	4,841,499.24	---	---	335,935.76
MKT CONDUCT&FIN EXAM E&E	07.705	2042	2,051,817.00	1,301,238.25	---	---	750,578.75
REFUNDS	07.710	2681	1.00	---	---	---	1.00
Insurance Dedicated Fund (0566)							
INSURANCE LEASING	13.060	6082	18,342.00	8,280.00	---	---	10,062.00
HEALTH INSUR COUNSELING	07.715	7021	200,000.00	200,000.00	---	---	---
DEPT ADMINISTRATION PS	07.700	9907	5,032,976.00	4,597,130.74	---	---	435,845.26
DEPT ADMINISTRATION E&E	07.700	9908	1,422,704.00	993,333.99	---	---	429,370.01
REFUNDS	07.710	9909	35,000.00	34,978.53	---	---	21.47

DEPARTMENT OF CONSERVATION

Conservation Commission Fund (0609)							
CONSERVATION PROGRAMS	06.600	0286	133,931,123.00	121,943,947.50	---	---	11,987,175.50
MDC CONSTRUCTION	16.100	4886	18,317,827.24	---	---	---	18,317,827.24
STATEWIDE CONSTRUCTION	19.040	6415	34,385,314.86	19,208,688.93	15,176,625.00	---	0.93

DEPARTMENT OF ECONOMIC DEVELOPMENT

Division of Tourism Supplemental Revenue Fund (0274)							
DED LEASING	13.055	1982	11,684.40	8,181.60	---	---	3,502.80
Division of Credit Unions Fund (0548)							
DED LEASING	13.055	1983	61,102.00	---	---	---	61,102.00
Division of Finance Fund (0550)							
DED LEASING	13.055	1984	281,682.50	237,189.89	---	---	44,492.61
Manufactured Housing Fund (0582)							
DED LEASING	13.055	3128	17,979.87	13,945.40	---	---	4,034.47
Missouri Job Development Fund (0600)							
DED LEASING	13.055	1985	25,012.00	---	---	---	25,012.00
Public Service Commission Fund (0607)							
DED LEASING	13.055	1986	998,984.22	738,734.90	---	---	260,249.32
State Supplemental Downtown Development Fund (0766)							
MODESA PROGRAM	07.065	6858	1.00	---	---	---	1.00

Economic Development Agencies

Missouri Housing Trust Fund (0254)							
MO HOUSING DEVELOP COMM	07.130	0980	6,000,235.00	6,000,234.34	---	---	0.66
Missouri Arts Council Trust Fund (0262)							
MO ARTS COUNCIL E&E	07.085	0989	3,035,838.00	1,829,320.01	---	---	1,206,517.99
MO ARTS COUNCIL PS	07.085	2881	418,821.00	295,689.92	---	---	123,131.08
INCENTIVES AND TECH ASST	07.085	2943	1,241,000.00	14,340.00	---	---	1,226,660.00

**STATE OF MISSOURI
SUMMARY OF APPROPRIATION ACTIVITY
SPECIAL REVENUE FUNDS
FOR THE APPROPRIATION YEAR 2005**

	H.B. No.	Appr. No.	Appropriations	Expenditures and Transfers Out	Reappropriations to 2006	Lapse of Appropriations
Division of Tourism Supplemental Revenue Fund (0274)						
TOURISM PS	07.120	1030	1,568,282.00	1,396,045.97	---	172,236.03
TOURISM E&E	07.120	2192	16,668,973.00	13,716,390.46	---	2,952,582.54
TOURISM E&E	17.365	6210	1,069,304.86	---	---	1,069,304.86
Business Extension Service Team Fund (0280)						
BUSINESS EXT SVS PRGM	07.020	1029	1,854,000.00	31,797.30	---	1,822,202.70
Missouri Community College Job Training Program Fund (0563)						
COMM COLL NEW JOBS TRNG	07.045	0906	16,000,000.00	6,847,303.72	---	9,152,696.28
International Promotions Revolving Fund (0567)						
BUSINESS E&E	07.020	6255	125,000.00	124,679.93	---	320.07
Missouri Main Street Program Fund (0596)						
COMMUNITY DEVELOPMENT PRGM	07.050	1515	40,590.00	40,590.00	---	---
Missouri Job Development Fund (0600)						
MO JOB DEVELOPMENT	07.030	0905	8,583,104.00	8,422,220.37	---	160,883.63
MO JOB DEVELOPMENT	17.350	6213	924,858.37	924,858.37	---	---
BUSINESS PS	07.020	6256	336,894.00	248,457.84	---	88,436.16
BUSINESS E&E	07.020	6257	88,389.00	42,943.79	---	45,445.21
Tourism Marketing Fund (0650)						
TOURISM E&E	07.120	8403	15,000.00	15,000.00	---	---
State Supplemental Rural Development Fund (0767)						
MORESA PROGRAM	07.065	6859	1.00	---	---	1.00
Juneteenth Heritage and Jazz Festival and Memorial Fund (0795)						
JUNETEENTH HERITAGE	07.020	7032	1.00	---	---	1.00
Youth Opportunities and Violence Prevention Fund (0827)						
YOUTH OPPORTUN & VIOLENCE	07.050	2455	250,000.00	---	---	250,000.00
Property Reuse Fund (0830)						
BROWNFIELDS REDEV PRGM	07.050	2575	1,500,000.00	433,438.00	---	1,066,562.00
Missouri Supplemental Tax Increment Financing Fund (0848)						
STATE TIF PROGRAM	07.060	4351	3,204,642.00	1,289,513.21	---	1,915,128.79
STATE TIF PROGRAM	17.345	5588	2,016,347.16	---	---	2,016,347.16
STATE TIF PROGRAM	17.360	6209	1,180,000.00	---	---	1,180,000.00
BRUSH CREEK TIF	07.060	7063	1.00	---	---	1.00
Special Employment Security Fund (0949)						
BUILDINGS & LAND	07.115	0592	216,000.00	215,344.71	---	655.29

Regulatory Agencies

Division of Credit Unions Fund (0548)						
DIV OF CREDIT UNIONS E&E	07.140	2195	130,951.00	117,541.68	---	13,409.32
DIV OF CREDIT UNIONS PS	07.140	3657	738,377.00	727,561.52	---	10,815.48
Division of Finance Fund (0550)						
DIV OF FINANCE E&E	07.145	2196	827,265.00	777,601.14	---	49,663.86
DIV OF FINANCE PS	07.145	3658	4,223,244.00	3,941,896.91	---	281,347.09
OUT-OF-STATE EXAMS E&E	07.145	6138	50,000.00	13,954.42	---	36,045.58
Deaf Relay Service and Equipment Distribution Program Fund (0559)						
PUBLIC SERVICE COMM E&E	07.175	9834	5,000,000.00	3,523,270.59	---	1,476,729.41
Manufactured Housing Fund (0582)						
MANUFACTD HOUSING REFUNDS	07.135	0817	10,000.00	1,870.00	---	8,130.00
MANUF HOUSING ADMIN E&E	07.135	2194	187,496.00	81,293.56	---	106,202.44
MANUFACTD HOUSING PRGM	07.135	3102	17,749.00	17,748.76	---	0.24
MANUF HOUSING ADMIN PS	07.135	3991	336,236.00	215,363.96	---	120,872.04
PUBLIC SERVICE COMM E&E	07.175	4392	2,235.00	---	---	2,235.00
Public Service Commission Fund (0607)						
PSC REFUNDS	07.175	0818	166,711.00	166,630.45	---	80.55
PUBLIC SERVICE COMM PS	07.175	1428	9,857,490.00	8,839,515.55	---	1,017,974.45
PUBLIC SERVICE COMM E&E	07.175	2203	3,736,614.00	2,011,860.43	---	1,724,753.57
Board of Accountancy Fund (0627)						
BOARD OF ACCOUNTANCY E&E	07.205	2214	195,718.00	156,001.04	---	39,716.96
BOARD OF ACCOUNTANCY PS	07.205	3666	242,828.00	231,883.31	---	10,944.69
Board of Barber Examiners Fund (0628)						
BARBER EXAMINERS	07.215	0819	38,271.00	34,318.96	---	3,952.04
BARBERS CRIM HISTORY-EE	07.215	6851	1,000.00	85.00	---	915.00
Board of Podiatric Medicine Fund (0629)						
PODIATRIC MEDICINE	07.260	0839	21,681.00	7,747.57	---	13,933.43
Board of Chiropractic Examiners Fund (0630)						
CHIROPRACTIC EXAMINERS	07.220	0820	151,052.00	101,883.34	---	49,168.66
Board of Cosmetology Fund (0632)						
BOARD OF COSMETOLOGY	07.225	0832	259,418.00	259,371.13	---	46.87
Board of Embalmers and Funeral Directors Fund (0633)						
EMBALMERS & FUNERAL DIR	07.235	0833	149,634.00	70,078.81	---	79,555.19
Board of Registration for Healing Arts Fund (0634)						
HEALING ART FEE PAYMENTS	07.240	2225	187,568.00	---	---	187,568.00
BD FOR HEALING ART E&E	07.240	2230	702,605.00	532,139.21	---	170,465.79
BD FOR HEALING ART PS	07.240	3673	1,627,221.00	1,536,320.53	---	90,900.47
Board of Nursing Fund (0635)						
BOARD OF NURSING E&E	07.245	2244	758,360.00	406,279.76	---	352,080.24
BOARD OF NURSING PS	07.245	3675	926,881.00	761,430.24	---	165,450.76
FINGERPRINTING	07.245	4864	274,979.00	256,808.00	---	18,171.00

**STATE OF MISSOURI
SUMMARY OF APPROPRIATION ACTIVITY
SPECIAL REVENUE FUNDS
FOR THE APPROPRIATION YEAR 2005**

	<u>H.B. No.</u>	<u>Appr. No.</u>	<u>Appropriations</u>	<u>Expenditures and Transfers Out</u>	<u>Reappropriations to 2006</u>	<u>Lapse of Appropriations</u>
Board of Optometry Fund (0636)						
BOARD OF OPTOMETRY	07.250	0836	42,604.00	33,749.89	---	8,854.11
Board of Pharmacy Fund (0637)						
BOARD OF PHARMACY E&E	07.255	2262	606,756.00	369,831.73	---	236,924.27
PHARMACY CRIM HISTORY	07.255	2586	193,000.00	192,937.00	---	63.00
BOARD OF PHARMACY PS	07.255	3677	554,205.00	499,765.59	---	54,439.41
Missouri Real Estate Commission Fund (0638)						
MO REAL ESTATE COMM E&E	07.265	2266	294,734.00	180,616.55	---	114,117.45
MO REAL ESTATE COMM PS	07.265	3679	836,052.00	662,460.08	---	173,591.92
REAL ESTATE CRIM HIST-EE	07.265	6852	30,000.00	---	---	30,000.00
Veterinary Medical Board Fund (0639)						
TESTING SERVICES	07.270	0329	40,000.00	11,400.00	---	28,600.00
MO VETERINARY MEDICAL BD	07.270	0840	71,096.00	69,189.45	---	1,906.55
Dental Board Fund (0677)						
DENTAL BOARD E&E	07.230	2224	265,924.00	216,412.54	---	49,511.46
DENTAL BOARD PS	07.230	3671	337,290.00	239,162.57	---	98,127.43
State Board of Architects, Professional Engineers, Land Surveyors and Landscape Architects Fund (0678)						
ARCH PE & LAND SURV E&E	07.210	2223	405,127.00	210,149.25	---	194,977.75
ARCH PE & LAND SURV PS	07.210	3667	335,654.00	283,638.42	---	52,015.58
<u>DEPARTMENT OF ELEMENTARY AND SECONDARY EDUCATION</u>						
Outstanding Schools Trust Fund (0287)						
FOUNDATION-FORMULA	02.015	0678	242,995,024.00	242,995,024.00	---	---
Bingo Proceeds for Education Fund (0289)						
STATEWIDE MTN REPAIR	20.100	0294	45,797.20	23,437.98	---	22,359.22
DC STATEWIDE M&R	20.140	4692	118,676.78	117,927.46	---	749.32
DC M&R	18.040	6478	502,225.00	74,207.94	428,017.00	0.06
Lottery Proceeds Fund (0291)						
FOUNDATION-FORMULA	02.015	5667	9,470,000.00	9,470,000.00	---	---
State School Money Fund (0616)						
FOUNDATION-FORMULA	02.015	0679	1,557,313,376.00	1,557,312,923.78	---	452.22
Excellence in Education Fund (0651)						
DIV OF GENERAL ADMIN E&E	02.005	2297	2,681,686.00	2,056,858.66	---	624,827.34
DIV OF GENERAL ADMIN PS	02.005	6459	252,324.00	205,030.97	---	47,293.03

Administration

School District Bonds Fund (0248)							
SCHOOL DISTRICT BONDS	02.045	0113	450,000.00	450,000.00	---	---	
Outstanding Schools Trust Fund (0287)							
FOUNDATION-SPECIAL NEEDS	02.015	0680	152,002,371.00	152,002,371.00	---	---	
SCHOOL IMPROVEMENT E&E	02.055	4962	28,120.00	28,114.91	---	---	5.09
Lottery Proceeds Fund (0291)							
DIV OF GENERAL ADMIN E&E	02.005	0058	110,880.00	106,866.73	---	---	4,013.27
FOUNDATION-GIFTED	02.015	0705	198,351.00	198,351.00	---	---	
FOUNDATION-TRANSPORTATION	02.015	2362	78,371,749.00	78,371,749.00	---	---	
FOUNDATION-SPECIAL ED	02.015	2381	4,768,542.00	4,561,071.50	---	---	207,470.50
FOUNDATION-EARLY SPEC ED	02.015	5645	16,548,507.00	16,548,507.00	---	---	
FOUNDATION-SPECIAL NEEDS	02.015	5675	3,530,000.00	3,530,000.00	---	---	
State School Money Fund (0616)							
FOUNDATION-SPECIAL NEEDS	02.015	0681	218,422,955.00	218,422,934.00	---	---	21.00
FOUNDATION-TRANSPORTATION	02.015	0684	83,695,657.00	83,695,657.00	---	---	
FOUNDATION-SPECIAL ED	02.015	0691	145,619,807.00	145,619,807.00	---	---	
FOUNDATION-REMEDIAL READ	02.015	0692	11,096,009.00	11,096,009.00	---	---	
FOUNDATION-EARLY SPEC ED	02.015	0702	85,462,702.00	79,762,702.00	---	---	5,700,000.00
FOUNDATION-GIFTED	02.015	0706	24,641,469.00	24,641,469.00	---	---	
FOUNDATION-VOCATIONAL ED	02.015	0720	52,880,428.00	52,880,428.00	---	---	
FOUNDATION-PARENT ED/PAT	02.015	0722	30,304,651.00	30,304,651.00	---	---	
FOUNDATION-CAREER LADDER	02.015	2363	37,310,051.00	37,310,051.00	---	---	
Fair Share Fund (0687)							
FAIR SHARE FUND	02.030	5235	23,027,314.00	23,027,313.71	---	---	0.29
School District Trust Fund (0688)							
SCHOOL DISTRICT TRUST FND	02.035	5240	710,514,000.00	710,513,384.65	---	---	615.35

Division of School Improvement

Outstanding Schools Trust Fund (0287)							
PERFORM BASED ASSESSMENT	02.100	2796	128,125.00	69,475.00	---	---	58,650.00
SCHOOL IMPROVEMENT PS	02.055	4961	211,397.00	185,974.23	---	---	25,422.77
Lottery Proceeds Fund (0291)							
AP/DUAL CREDIT	02.105	0040	355,893.00	345,216.00	---	---	10,677.00
SCHOLARS ACADEMY	02.085	0078	158,156.00	153,410.63	---	---	4,745.37
PERFORM BASED ASSESSMENT	02.100	1289	4,568,630.00	4,532,830.12	---	---	35,799.88
SAFE SCHOOLS PROGRAM	02.120	2539	4,122,368.00	3,981,744.13	---	---	140,623.87
A+ SCHOOLS PROGRAM	02.095	3214	16,429,631.00	16,429,631.00	---	---	
CHARACTER ED INITIATIVES	02.155	3215	250,000.00	242,500.00	---	---	7,500.00
State School Money Fund (0616)							
FERMAN MEMORIAL-GIFTED	02.080	5640	10,000.00	7,947.39	---	---	2,052.61
EARLY CHILDHOOD PROGRAM	02.090	7976	125,000.00	125,000.00	---	---	
Early Childhood Development, Education and Care Fund (0859)							
EARLY CHILDHOOD PROGRAM	02.090	0028	16,545,112.00	12,815,600.00	---	---	3,729,512.00

**STATE OF MISSOURI
SUMMARY OF APPROPRIATION ACTIVITY
SPECIAL REVENUE FUNDS
FOR THE APPROPRIATION YEAR 2005**

	H.B. No.	Appr. No.	Appropriations	Expenditures and Transfers Out	Reappropriations to 2006	Lapse of Appropriations
<u>Division of Career Education</u>						
Outstanding Schools Trust Fund (0287)						
ADULT ED & LITERACY	02.215	1631	525,313.00	525,313.00	---	---
<u>Division of Special Education</u>						
Missouri Commission for the Deaf Board of Certification of Interpreters Fund (0264)						
COMM FOR THE DEAF E&E	02.290	0111	125,000.00	82,284.89	---	42,715.11
Bingo Proceeds for Education Fund (0289)						
SUPPL ADA MODS AT 4 SSSH	16.005	0358	438,287.50	438,287.50	---	---
BOARD OPERATED E&E	02.015	2303	1,707,167.00	1,705,867.74	---	1,299.26
MSB ROOFS	20.005	4664	39,528.01	39,528.01	---	---
MSD ROOFS	20.010	4667	80,388.66	42,137.46	---	38,251.20
MSD ELECTRICAL	20.010	4669	775,090.48	774,759.38	---	331.10
EW THOMPSON ROOF/HVAC	20.015	4673	645,545.26	644,220.90	---	1,324.36
BW ROBINSON HVAC	20.015	4674	182,892.00	182,892.00	---	---
MAPLE VALLEY ACM DECON	20.020	4875	256,904.66	9,942.90	---	246,961.76
MAPLE VALLEY HVAC	20.020	4876	259,209.85	66,165.89	---	193,043.96
KIRCHNER SCHOOL ADA	20.025	5004	11,982.23	---	---	11,982.23
GREENE VALLE SCHOOL ADA	20.025	5007	170,886.09	141,020.36	---	29,865.73
ASBESTOS INSPECTIONS	19.005	6401	635,734.00	404,695.64	231,038.00	0.36
MSB EMERGENCY WARNING	18.010	6443	987,371.00	32,429.14	954,941.00	0.86
MSD VOC BLDG ROOF	18.015	6446	178,891.34	48,543.75	130,347.00	0.59
Lottery Proceeds Fund (0291)						
STATE SCHOOLS OPMR	02.255	2811	342,754.00	331,846.36	---	10,907.64
DFS/DMH SCHOOL PLACEMENTS	02.250	5677	7,768,606.00	7,768,606.00	---	---
First Steps Fund (0499)						
FIRST STEPS	02.245	6974	6,000,000.00	---	---	6,000,000.00
State School Money Fund (0616)						
READERS FOR THE BLIND	02.265	2268	25,000.00	17,500.00	---	7,500.00
Handicapped Children's Trust Fund (0618)						
SCHOOL SEVERELY HANDICAP	02.285	2280	30,000.00	---	---	30,000.00
SSSH ADA PLAYGROUNDS	20.025	5008	136,175.00	---	---	136,175.00
Missouri Commission for the Deaf and Hard of Hearing Fund (0743)						
COMM FOR THE DEAF E&E	02.290	6099	50,000.00	641.54	---	49,358.46
Early Childhood Development, Education and Care Fund (0859)						
FIRST STEPS	02.245	3180	5,286,042.00	5,286,042.00	---	---

School for Blind Trust Fund (0920)							
SCHOOL FOR BLIND	02.280	9806	1,500,000.00	670,300.33	---	829,699.67	
School for Deaf Trust Fund (0922)							
SCHOOL FOR DEAF	02.275	0543	73,000.00	73,000.00	---	---	

Division of Teacher Quality and Urban

Outstanding Schools Trust Fund (0287)							
EARLY GRADE LITERACY PRGM	02.020	3864	250,000.00	250,000.00	---	---	
TEACHER QUALITY/URBAN PS	02.055	4985	52,609.00	52,090.07	---	518.93	
TEACHER QUALITY/URBAN E&E	02.055	4986	7,041.00	6,972.04	---	68.96	
Lottery Proceeds Fund (0291)							
SCHOLARSHIPS	02.130	0107	200,000.00	174,000.00	---	26,000.00	
EARLY GRADE LITERACY PRGM	02.020	1284	145,000.00	140,650.00	---	4,350.00	

Division of Vocational Rehabilitation

Independent Living Center Fund (0284)							
INDEPENDENT LIVING CNTRS	02.195	2809	590,556.00	550,556.00	---	40,000.00	
Lottery Proceeds Fund (0291)							
VOCATIONAL REHAB GRANT	02.180	2806	1,400,000.00	1,399,999.29	---	0.71	

DEPARTMENT OF HIGHER EDUCATION

Guaranty Agency Operating Fund (0880)							
HIGHER EDUCATION LEASING	13.010	6089	189,537.60	169,425.00	---	20,112.60	

Higher Education Administration

Marguerite Ross Barnett Scholarship Fund (0131)							
M ROSS BARNETT SCHLSHIP	03.090	0066	460,000.00	454,931.00	---	5,069.00	
Lottery Proceeds Fund (0291)							
COMMUNITY COLLEGES CI	20.090	2482	244,391.00	234,392.10	---	9,998.90	
STATE AID COMM COLLEGES	03.130	2679	5,920,132.00	5,742,526.00	---	177,606.00	
WORKFORCE PREPARATION	03.130	4470	1,332,353.00	1,292,381.00	---	39,972.00	
GEAR-UP Scholarship Fund (0737)							
GEAR-UP SCHOLARSHIPS	03.095	5655	200,000.00	40,683.00	---	159,317.00	
Student Grant Fund (0839)							
GALLAGHER SCHOLARSHIP	03.050	3859	16,981,436.00	16,829,625.00	---	151,811.00	
Academic Scholarship Fund (0840)							
ACADEMIC SCHOLARSHIP PRGM	03.040	3858	16,287,000.00	16,270,000.00	---	17,000.00	
U.S. Department of Education/Coordinating Board for Higher Education P.L. 105-33 Interest Account Fund (0851)							
LOAN PROGRAM ADMIN PS	03.100	2371	90,320.00	64,760.00	---	25,560.00	
LOAN PROGRAM ADMIN E&E	03.100	4467	1,912,500.00	774,279.91	---	1,138,220.09	
Advantage Missouri Trust Fund (0856)							
ADVANTAGE MISSOURI PRGM	03.070	0062	164,825.00	44,903.76	---	119,921.24	

**STATE OF MISSOURI
SUMMARY OF APPROPRIATION ACTIVITY
SPECIAL REVENUE FUNDS
FOR THE APPROPRIATION YEAR 2005**

	H.B. No.	Appr. No.	Appropriations	Expenditures and Transfers Out	Reappropriations to 2006	Lapse of Appropriations
Missouri College Guarantee Fund (0858)						
COLLEGE GUARANTEE PRGM	03.060	0061	8,385,000.00	7,908,396.00	---	476,604.00
Guaranty Agency Operating Fund (0880)						
LOAN PROGRAM ADMIN PS	03.100	0998	2,081,577.00	1,640,539.65	---	441,037.35
LOAN PROGRAM ADMIN E&E	03.100	2169	8,167,406.00	5,694,300.53	---	2,473,105.47
FEDERAL LOAN COMPLIANCE	03.100	3134	500,000.00	---	---	500,000.00
E-GOVERNMENT PS	03.105	5057	322,808.00	234,287.36	---	88,520.64
E-GOVERNMENT E&E	03.105	5058	114,400.00	110,338.69	---	4,061.31
COLLECTION INVOICING	03.100	5075	4,000,000.00	2,134,749.71	---	1,865,250.29
Federal Student Loan Reserve Fund (0881)						
LOAN PRGM REVOLVING FUND	03.115	0067	85,000,000.00	62,903,159.64	---	22,096,840.36
<u>State Colleges and Universities</u>						
Bingo Proceeds for Education Fund (0289)						
U OF M-DENTAL SCHL UMKC	21.023	7068	500,000.00	---	500,000.00	---
Lottery Proceeds Fund (0291)						
RENOVATE WOOD BLDG	20.030	0362	896,337.31	526,875.10	369,462.00	0.21
TUNNEL REP ASSOC ITEMS	20.075	0365	1,044,319.45	1,044,319.45	---	---
RENO LAB AN CHEM STOR	20.085	0367	218,151.00	217,651.18	---	499.82
DES CONST VIS PERF ARTS	20.065	0954	2,752,902.00	1,047,815.44	1,705,086.00	0.56
CENTRAL MO STATE UNIV	03.145	1539	4,985,715.00	4,836,144.00	---	149,571.00
SOUTHEAST MO STATE UNIV	03.150	1540	4,059,895.00	3,938,098.00	---	121,797.00
SOUTHWEST MO STATE UNIV	03.155	1545	7,200,409.00	6,984,396.00	---	216,013.00
TRUMAN STATE UNIVERSITY	03.165	1546	3,776,109.00	3,662,826.00	---	113,283.00
NORTHWEST MO STATE UNIV	03.170	1547	2,599,805.00	2,521,811.00	---	77,994.00
MO SOUTHERN UNIV-JOPLIN	03.175	1549	1,722,820.00	1,671,135.00	---	51,685.00
MISSOURI WESTERN COLLEGE	03.180	1550	1,768,039.00	1,714,998.00	---	53,041.00
HARRIS STOWE STATE COLL	03.185	1551	908,704.00	881,443.00	---	27,261.00
UNIV OF MISSOURI CAMPUSES	03.190	1552	36,869,596.00	35,763,508.00	---	1,106,088.00
LINCOLN UNIVERSITY	03.160	1554	1,551,205.00	1,504,669.00	---	46,536.00
LINN STATE TECH COLLEGE	03.140	6227	420,528.00	407,912.00	---	12,616.00
U OF M-DENTAL SCHL UMKC	21.023	7067	500,000.00	---	500,000.00	---
Spinal Cord Injury Fund (0578)						
SPINAL CORD INJURY	03.220	5628	375,000.00	272,808.00	---	102,192.00
State Seminary Money Fund (0623)						
SEMINARY FUND INV INCOME	03.245	0616	250,000.00	141,231.27	---	108,768.73
Healthy Families Trust Fund-Health Care Treatment and Access Account Fund (0640)						
UMC TELEMEDICINE	17.005	5596	1,896,080.18	848,525.24	---	1,047,554.94

DEPARTMENT OF HEALTH AND SENIOR SERVICES

Missouri Public Health Services Fund (0298)						
HEALTH LEASING	13.100	3178	2,504.04	2,361.96	---	142.08
Health - Donated Fund (0658)						
HEALTH LEASING	13.100	2375	2,502.08	2,359.92	---	142.16
DOH DONATED FUNDS PS	10.625	4631	250,000.00	15,544.18	---	234,455.82
DOH DONATED FUNDS E&E	10.625	4632	2,246,604.00	337,138.42	---	1,909,465.58
Early Childhood Development, Education and Care Fund (0859)						
HEALTH LEASING	13.100	2372	17,516.04	11,799.96	---	5,716.08

State Public Health Lab

Missouri Public Health Services Fund (0298)						
PUBLIC HEALTH LAB PS	10.605	0222	750,899.00	707,395.29	---	43,503.71
PUBLIC HEALTH LAB E&E	10.605	0223	1,479,300.00	1,237,374.82	---	241,925.18

Center for Health Information Management and Evaluation

Missouri Public Health Services Fund (0298)						
CTR FOR HLT INFO&EVAL E&E	10.630	3923	50,000.00	49,999.81	---	0.19
Health and Senior Services Document Services Fund (0646)						
CTR FOR HLT INFO&EVAL PS	10.630	5919	326,412.00	168,099.19	---	158,312.81
CTR FOR HLT INFO&EVAL E&E	10.630	5920	365,000.00	355,884.63	---	9,115.37
Workers' Compensation Fund (0652)						
CTR FOR HLT INFO&EVAL PS	10.630	3926	117,763.00	117,540.29	---	222.71
CTR FOR HLT INFO&EVAL E&E	10.630	3927	18,000.00	18,000.00	---	---
Health - Donated Fund (0658)						
CTR FOR HLT INFO&EVAL E&E	10.630	3928	481,059.00	51,104.83	---	429,954.17
CTR FOR HLT INFO&EVAL PS	10.630	5314	161,915.00	63,365.41	---	98,549.59

Center for Local Public Health Services

Health - Donated Fund (0658)						
LOCAL PUBLIC HLT SVS PS	10.635	1921	92,961.00	71,272.61	---	21,688.39
LOCAL PUBLIC HLT SVS E&E	10.635	1923	162,097.00	27,286.16	---	134,810.84

Center for Health Improvement

Health Access Incentive Fund (0276)						
PRIMO PROGRAM	10.670	3931	3,027,000.00	2,926,343.00	---	100,657.00
Professional and Practical Nursing Student Loan and Nurse Loan Repayment Fund (0565)						
NURSE LOAN PROGRAM	10.670	3937	500,000.00	447,300.00	---	52,700.00

**STATE OF MISSOURI
SUMMARY OF APPROPRIATION ACTIVITY
SPECIAL REVENUE FUNDS
FOR THE APPROPRIATION YEAR 2005**

	H.B. No.	Appr. No.	Appropriations	Expenditures and Transfers Out	Reappropriations to 2006	Lapse of Appropriations
Health Professional Student Loan and Loan Repayment Program Fund (0598)						
MEDICAL LOAN PROGRAM	10.670	3935	50,000.00	24,000.00	---	26,000.00
Health - Donated Fund (0658)						
PRIMO PROGRAM	10.670	3932	850,000.00	456,000.00	---	394,000.00
<u>Administration</u>						
Nursing Facility Quality of Care Fund (0271)						
DIVISION OF ADMIN E&E	10.610	6114	9,723.00	9,723.00	---	---
Health Access Incentive Fund (0276)						
DIVISION OF ADMIN E&E	10.610	0217	7,000.00	6,790.00	---	210.00
Missouri Public Health Services Fund (0298)						
DIVISION OF ADMIN PS	10.610	1799	120,447.00	105,122.89	---	15,324.11
DIVISION OF ADMIN E&E	10.610	1800	419,280.00	220,754.00	---	198,526.00
Health and Senior Services Document Services Fund (0646)						
DIVISION OF ADMIN E&E	10.610	7697	225,000.00	56,376.18	---	168,623.82
Workers' Compensation Fund (0652)						
DIVISION OF ADMIN E&E	10.610	0218	8,000.00	---	---	8,000.00
<u>Environmental Health and Communicable Disease Prevention</u>						
Missouri Public Health Services Fund (0298)						
ENVIRONMENTAL HLT SVC PS	10.650	1808	199,490.00	167,926.44	---	31,563.56
ENVIRONMENTAL HLT SVC E&E	10.650	1809	85,000.00	85,000.00	---	---
Hazardous Waste Remedial Fund (0690)						
ENVIRONMENTAL HLT SVC PS	10.650	7704	178,077.00	175,147.48	---	2,929.52
ENVIRONMENTAL HLT SVC E&E	10.650	7705	70,532.00	59,770.25	---	10,761.75
Missouri Lead Abatement Loan Fund (0893)						
LEAD ABATEMENT LOAN PRGM	10.655	5313	276,000.00	30,000.00	---	246,000.00
<u>Division of Community Health</u>						
Health Initiatives Fund (0275)						
DIV COMM HLTH SVS PS	10.660	6820	41,317.00	40,046.03	---	1,270.97
Health Access Incentive Fund (0276)						
DIV COMM HLTH SVS PS	10.660	6821	85,220.00	82,581.11	---	2,638.89
Professional and Practical Nursing Student Loan and Nurse Loan Repayment Fund (0565)						
DIV COMM HLTH SVS PS	10.660	6822	65,735.00	65,284.80	---	450.20
DIV COMM HLTH SVS E&E	10.660	6823	22,500.00	14,766.24	---	7,733.76

Organ Donor Program Fund (0824)							
	DIV COMM HLTH SVS PS	10.660	6824	104,272.00	84,959.37	---	19,312.63
	DIV COMM HLTH SVS E&E	10.660	6825	91,010.00	65,036.82	---	25,973.18
	COM HLTH SVC PROGRAM	10.665	6828	164,000.00	106,589.52	---	57,410.48
<u>Maternal Child and Family Health</u>							
Health Initiatives Fund (0275)							
	SCHOOL HEALTH GRANTS	10.665	3974	5,366,564.00	5,203,259.35	---	163,304.65
Blindness Education, Screening and Treatment Program Fund (0892)							
	BLINDNESS TREATMENT PRGM	10.665	3017	250,000.00	66,367.18	---	183,632.82
Crippled Children Fund (0950)							
	CHILD W/SPECIAL NEEDS	10.665	7726	275,000.00	64,189.51	---	210,810.49
<u>Nutritional Health and Services</u>							
Health - Donated Fund (0658)							
	WIC SUPP FOOD DISTRIBUT	10.675	5315	145,714.00	---	---	145,714.00
<u>Division of Senior Service and Regulation</u>							
Nursing Facility Quality of Care Fund (0271)							
	SN SVC & REGULATION-PS	10.680	6833	1,113,403.00	788,887.55	---	324,515.45
	SN SVC & REGULATION-EE	10.680	6834	2,266,726.00	661,362.48	---	1,605,363.52
Health Access Incentive Fund (0276)							
	SN SVC & REGULATION-PS	10.680	6835	65,412.00	63,285.23	---	2,126.77
	SN SVC & REGULATION-EE	10.680	6836	13,650.00	3,018.47	---	10,631.53
Mammography Fund (0293)							
	SN SVC & REGULATION-PS	10.680	6837	54,302.00	23,312.52	---	30,989.48
	SN SVC & REGULATION-EE	10.680	6838	18,200.00	9,108.85	---	9,091.15
Early Childhood Development, Education and Care Fund (0859)							
	SN SVC & REGULATION-PS	10.680	6839	187,418.00	187,400.38	---	17.62
	SN SVC & REGULATION-EE	10.680	6840	81,840.00	68,312.02	---	13,527.98
<u>Health Standard and License</u>							
Early Childhood Development, Education and Care Fund (0859)							
	CHILD CARE IMPROVE PRGM	10.685	3196	728,740.00	492,920.31	---	235,819.69
<u>Division of Senior Services</u>							
Elderly Home-Delivered Meals Trust Fund (0296)							
	HOME & COMMNTY SVS GRANTS	10.695	4521	430,000.00	91,806.00	---	338,194.00

**STATE OF MISSOURI
SUMMARY OF APPROPRIATION ACTIVITY
SPECIAL REVENUE FUNDS
FOR THE APPROPRIATION YEAR 2005**

	H.B. No.	Appr. No.	Appropriations	Expenditures and Transfers Out	Reappropriations to 2006	Lapse of Appropriations
Senior Pharmacy Commission						
Missouri Senior Rx Fund (0734)						
MO SENIOR RX PROGRAM PS	10.705	5536	662,112.00	456,981.74	---	205,130.26
MO SENIOR RX PROGRAM E&E	10.705	5537	2,745,024.00	2,352,911.20	---	392,112.80
MO SENIOR RX PROGRAM	10.705	5753	22,779,247.00	15,228,325.74	---	7,550,921.26
3RD PARTY ADMIN E&E	10.705	5849	1,500,000.00	---	---	1,500,000.00
DEPARTMENT OF TRANSPORTATION						
Motorcycle Safety Trust Fund (0246)						
MAINTENANCE E&E	04.215	6311	316,510.00	316,509.64	---	0.36
Transportation Department Grade Crossing Safety Account Fund (0290)						
RR GRADE CROSSING HAZARDS	04.310	6179	2,832,307.00	679,981.23	---	2,152,325.77
State Highways and Transportation Department Fund (0644)						
FRINGES SERVICEOPS PS	04.225	0098	6,705,104.00	6,032,081.45	---	673,022.55
FRINGES SERVICEOPS E&E	04.225	0099	610,864.00	197,396.00	---	413,468.00
FRINGES MULTIMODAL PS	04.235	0109	112,599.00	48,906.69	---	63,692.31
SERVICE OPERATIONS PS	04.225	0117	16,173,499.00	14,749,832.19	---	1,423,666.81
MULTIMODAL OPS ADMIN PS	04.235	0122	145,563.00	140,639.14	---	4,923.86
MAINTENANCE PS	04.215	0765	133,475,856.00	132,382,000.85	---	1,093,855.15
FRINGES MAINTENANCE PS	04.215	4393	60,745,825.00	59,324,881.65	---	1,420,943.35
FRINGES MAINTENANCE E&E	04.215	4394	8,902,327.00	8,902,327.00	---	---
FRINGES CONSTRUCTION PS	04.205	4395	34,917,411.00	32,266,371.45	---	2,651,039.55
FRINGES CONSTRUCTION E&E	04.205	4396	3,233,237.00	711,708.00	---	2,521,529.00
CONSTRUCTION PS	04.205	4401	83,140,776.00	79,904,429.97	---	3,236,346.03
FRINGES ADMIN PS	04.200	4413	8,027,380.00	7,160,114.96	---	867,265.04
FRINGES ADMIN E&E	04.200	4414	11,105,697.00	9,563,442.00	---	1,542,255.00
HRC HIGHWAY FUND REFUNDS	04.230	6172	1,000,000.00	695,149.26	---	304,850.74
HRC MOTOR FUEL TAX REFUND	04.230	6173	30,387,636.00	30,387,635.60	---	0.40
SERVICE OPERATIONS E&E	04.225	6186	62,817.00	44,416.16	---	18,400.84
ADMINISTRATION PS	04.200	6337	20,052,068.00	18,197,340.16	---	1,854,727.84
ADMINISTRATION E&E	04.200	6338	7,244,103.00	4,740,138.75	---	2,503,964.25
MOTORIST ASSISTANCE PS	04.220	6647	1,920,062.00	1,849,331.39	---	70,730.61

FRINGES MOTOR ASSIST PS	04.220	6650	847,008.00	787,633.15	---	59,374.85
FRINGES MOTOR ASSIST E&E	04.220	6651	136,294.00	136,293.00	---	1.00
MOTOR CARRIER SRVC PS	04.216	7047	4,136,635.00	3,231,983.41	---	904,651.59
MOTOR CARRIER SRVC E&E	04.216	7048	2,728,513.00	972,688.03	---	1,755,824.97
FRINGES MOTOR CARRIER PS	04.216	7050	1,878,607.00	801,239.28	---	1,077,367.72
FRINGES MOTOR CARRIER E&E	04.216	7051	201,875.00	13,642.00	---	188,233.00
Railroad Expense Fund (0659)						
MULTIMODAL OPS ADMIN PS	04.235	6174	435,793.00	417,208.49	---	18,584.51
MULTIMODAL OPS ADMIN E&E	04.235	6175	150,000.00	69,162.18	---	80,837.82
SUPPORT TO MULTIMODAL DIV	04.240	6180	175,000.00	94,355.44	---	80,644.56
FRINGES MULTIMODAL PS	04.235	6181	120,608.00	107,556.00	---	13,052.00
State Transportation Fund (0675)						
FRINGES MULTIMODAL PS	04.235	0115	17,484.00	16,369.64	---	1,114.36
SUPPORT TO MULTIMODAL DIV	04.240	0436	32,420.00	32,420.00	---	---
MO AMTRAK STATIONS	04.305	1046	25,000.00	25,000.00	---	---
TRANSIT FUNDS FOR STATE	04.255	2754	3,765,589.00	3,652,621.00	---	112,968.00
STATE MATCH FOR AMTRAK	04.300	4267	1,500,000.00	1,500,000.00	---	---
FERRY BOAT ASSISTANCE	04.330	6751	150,000.00	150,000.00	---	---
MULTIMODAL OPS ADMIN PS	04.235	9939	41,724.00	39,028.22	---	2,695.78
Light Rail Safety Fund (0838)						
LIGHT RAIL SAFETY E&E	04.295	6178	1.00	---	---	1.00
State Transportation Assistance Revolving Fund (0841)						
MULTIMODAL REVOLVING LOAN	04.245	4404	550,000.00	450,000.00	---	100,000.00
Aviation Trust Fund (0952)						
AIRPORT CI & MAINT	04.320	1045	4,600,000.00	621,275.61	---	3,978,724.39
MULTIMODAL OPS ADMIN PS	04.235	4660	338,542.00	273,439.33	---	65,102.67
MULTIMODAL OPS ADMIN E&E	04.235	4661	16,150.00	16,072.70	---	77.30
FRINGES MULTIMODAL PS	04.235	4662	132,760.00	111,554.37	---	21,205.63
SUPPORT TO MULTIMODAL DIV	04.240	4857	25,000.00	25,000.00	---	---
<u>DEPARTMENT OF LABOR AND INDUSTRIAL RELATIONS</u>						
Deaf Relay Service and Equipment Distribution Program Fund (0559)						
DOLIR LEASING	13.065	6666	23,847.88	18,256.04	---	5,591.84
Workers' Compensation Fund (0652)						
STATEWIDE MTN REPAIR	20.100	0292	122,167.00	---	---	122,167.00
DOLIR LEASING	13.065	3236	670,771.24	407,996.54	---	262,774.70
DC STATEWIDE UNPROGRAMMED	20.130	4683	74,470.50	9,174.55	---	65,295.95
DC STATEWIDE M&R	20.140	4691	198,677.00	---	---	198,677.00
DC UNPROGRAMMED	18.030	6467	100,000.00	---	---	100,000.00
DC M&R	18.040	6481	200,000.00	---	200,000.00	---
Crime Victims' Compensation Fund (0681)						
DOLIR LEASING	13.065	2684	25,890.04	25,690.10	---	199.94

**STATE OF MISSOURI
SUMMARY OF APPROPRIATION ACTIVITY
SPECIAL REVENUE FUNDS
FOR THE APPROPRIATION YEAR 2005**

	H.B. No.	Appr. No.	Appropriations	Expenditures and Transfers Out	Reappropriations to 2006	Lapse of Appropriations
<u>Director and Staff</u>						
Workers' Compensation Fund (0652)						
LIFE INSURANCE COSTS	07.800	2669	250.00	173.47	---	76.53
Crime Victims' Compensation Fund (0681)						
LIFE INSURANCE COSTS	07.800	2672	25.00	3.19	---	21.81
Special Employment Security Fund (0949)						
SPECIAL EMP SECURITY E&E	07.880	2945	2,080,963.00	1,898,348.84	---	182,614.16
<u>Division of Labor Standards</u>						
Child Labor Enforcement Fund (0826)						
ADMINISTRATION/LS E&E	07.815	2665	200,000.00	31,239.17	---	168,760.83
<u>Division of Worker's Compensation</u>						
Tort Victims Compensation Fund (0622)						
ADMIN WORK COMP PS	07.835	5258	42,756.00	---	---	42,756.00
ADMIN WORK COMP E&E	07.835	5259	15,000.00	78.85	---	14,921.15
TORT VICTIMS COMP PAYMENT	07.860	6107	928,200.00	928,156.06	---	43.94
Workers' Compensation Fund (0652)						
ADMIN WORK COMP PS	07.835	0690	8,100,404.00	7,663,925.39	---	436,478.61
ADMIN WORK COMP E&E	07.835	0693	1,432,649.00	1,056,321.56	---	376,327.44
Workers' Compensation - Second Injury Fund (0653)						
SECOND INJURY FUND CLAIMS	07.840	4636	64,400,000.00	63,425,124.44	---	974,875.56
SECOND INJURY REFUNDS	07.845	6106	250,000.00	78,564.80	---	171,435.20
Crime Victims' Compensation Fund (0681)						
CRIME VICTIMS ADMIN PS	07.850	1565	273,709.00	217,002.44	---	56,706.56
CRIME VICTIMS ADMIN E&E	07.850	2145	101,558.00	52,084.82	---	49,473.18
ADMIN WORK COMP PS	07.835	4635	21,900.00	---	---	21,900.00
CRIME VICTIMS COMP FUND	07.855	4638	5,987,329.00	5,449,468.78	---	537,860.22
<u>Division of Employment Security</u>						
Special Employment Security Fund (0949)						
SPFD JOB SVC FNDTN LEAK	16.110	4723	4,247.50	4,247.50	---	---
SPECIAL EMP SECURITY PS	07.880	5414	457,258.00	60,312.38	---	396,945.62
EMP SEC CHILLER	18.110	6507	210,520.00	177,126.87	33,393.00	0.13
EMP SEC COOLING TOWER	18.110	6508	49,070.09	49,069.63	---	0.46
EMP SEC CARPET	18.110	6509	563,128.20	---	563,128.00	0.20
STL JOB SVC ESCALATOR	18.110	6510	132,145.00	77,858.58	54,286.00	0.42
FEDERAL INTEREST PAYMENTS	07.880	6685	14,000,000.00	13,358,732.22	---	641,267.78

Labor and Industrial Relations Committee

Workers' Compensation Fund (0652)

INDUSTRIAL COMMISSION PS	07.810	3096	491,642.00	483,867.48	---	7,774.52
INDUSTRIAL COMMISSION E&E	07.810	4526	88,192.00	55,696.92	---	32,495.08

DEPARTMENT OF MENTAL HEALTH

Mental Health Trust Fund (0926)

MENTAL HLT TRUST FUND PS	10.030	4136	749,965.00	270,683.28	---	479,281.72
MENTAL HLT TRUST FUND E&E	10.030	4137	1,283,486.00	326,501.00	---	956,985.00

Division of Alcohol and Drug Abuse

Compulsive Gamblers Fund (0249)

COMPULSIVE GAMBLING TRTMT	10.120	0313	412,798.00	270,466.51	---	142,331.49
COMPULSIVE GAMBLING PS	10.120	2451	36,196.00	36,196.00	---	---
COMPULSIVE GAMBLING E&E	10.120	2452	5,194.00	5,194.00	---	---

Health Initiatives Fund (0275)

ADA ADMIN PS	10.105	1839	213,291.00	206,865.58	---	6,425.42
ADA ADMIN E&E	10.105	1840	51,204.00	21,811.24	---	29,392.76
ADA TREATMENT SERVICES	10.115	4151	5,585,388.00	5,417,826.00	---	167,562.00

Mental Health Earnings Fund (0288)

SATOP	10.125	3901	3,745,018.00	3,690,518.42	---	54,499.58
ADA ADMIN PS	10.105	4140	93,410.00	93,061.00	---	349.00
ADA ADMIN E&E	10.105	4141	52,372.00	30,841.50	---	21,530.50

Healthy Families Trust Fund-Health Care

Treatment and Access Account Fund (0640)

ADA TREATMENT SERVICES	10.115	5521	2,077,681.00	2,077,681.00	---	---
------------------------	--------	------	--------------	--------------	-----	-----

Healthy Families Trust Fund-Tobacco Prevention,
Education and Cessation Account Fund (0643)

PREVENTION & EDU SVS	10.110	5524	300,000.00	300,000.00	---	---
----------------------	--------	------	------------	------------	-----	-----

Mental Health Trust Fund (0926)

ADA TREATMENT SERVICES	10.115	6850	685,000.00	4,249.66	---	680,750.34
------------------------	--------	------	------------	----------	-----	------------

Division of Comprehensive Psychiatric

Services

Health Initiatives Fund (0275)

ADULT COMMUNITY PROGRAM	10.210	0567	20,624.00	968.00	---	19,656.00
YOUTH COMMUNITY PROGRAM	10.230	0613	98,888.00	1,494.00	---	97,394.00

Mental Health Trust Fund (0926)

NW MO PSY REHAB CTR PS	10.260	2768	405,640.00	---	---	405,640.00
------------------------	--------	------	------------	-----	-----	------------

Division of Mental Retardation - Developmental

Disabilities

Mental Health Trust Fund (0926)

SB 40 BOARD TAX	10.410	1927	9,280,687.00	9,246,584.17	---	34,102.83
-----------------	--------	------	--------------	--------------	-----	-----------

**STATE OF MISSOURI
SUMMARY OF APPROPRIATION ACTIVITY
SPECIAL REVENUE FUNDS
FOR THE APPROPRIATION YEAR 2005**

	H.B. No.	Appr. No.	Appropriations	Expenditures and Transfers Out	Reappropriations to 2006	Lapse of Appropriations
<u>DEPARTMENT OF NATURAL RESOURCES</u>						
Missouri Air Emission Reduction Fund (0267)						
REFUND ACCOUNTS	06.400	1591	331.00	---	---	331.00
Natural Resources Protection Fund (0555)						
DNR LEASING	13.050	6803	1,076.41	937.58	---	138.83
Natural Resources Protection - Water Pollution Permit Fee Subaccount Fund (0568)						
REFUND ACCOUNTS	06.400	2739	24,925.00	24,915.56	---	9.44
DNR LEASING	13.050	4308	137,251.53	136,028.64	---	1,222.89
Solid Waste Management - Scrap Tire Subaccount Fund (0569)						
REFUND ACCOUNTS	06.400	3536	165.00	---	---	165.00
DNR LEASING	13.050	4309	214.39	---	---	214.39
Solid Waste Management Fund (0570)						
REFUND ACCOUNTS	06.400	3537	1,407.00	406.93	---	1,000.07
DNR LEASING	13.050	4310	126,962.07	117,701.62	---	9,260.45
CONTRACT AUDITS	06.235	5269	12,000.00	---	---	12,000.00
HAZARDOUS WASTE E&E	06.320	7505	2,000.00	1,715.34	---	284.66
Metallic Minerals Waste Management Fund (0575)						
REFUND ACCOUNTS	06.400	3538	165.00	---	---	165.00
DNR LEASING	13.050	4311	4,980.18	4,702.33	---	277.85
Natural Resources Protection - Air Pollution Asbestos Fee Subaccount Fund (0584)						
REFUND ACCOUNTS	06.400	2740	9,930.00	8,050.00	---	1,880.00
DNR LEASING	13.050	4312	8,008.84	336.81	---	7,672.03
Underground Storage Tank Regulation Program Fund (0586)						
REFUND ACCOUNTS	06.400	2742	4,965.00	---	---	4,965.00
DNR LEASING	13.050	4314	8,602.15	7,629.01	---	973.14
Natural Resources Protection - Air Pollution Permit Fee Subaccount Fund (0594)						
REFUND ACCOUNTS	06.400	2743	77,499.00	62,082.30	---	15,416.70
DNR LEASING	13.050	4315	177,021.38	95,269.58	---	81,751.80
Water and Wastewater Loan Revolving Fund (0602)						
REFUND ACCOUNTS	06.400	3539	61,444.00	---	---	61,444.00

Parks Sales Tax Fund (0613)							
REFUND ACCOUNTS	06.400	3374	165.00	---	---	165.00	
DNR LEASING	13.050	4316	294,418.81	268,707.61	---	25,711.20	
Soil and Water Sales Tax Fund (0614)							
REFUND ACCOUNTS	06.400	3540	329.00	---	---	329.00	
DNR LEASING	13.050	4317	100,192.66	99,824.38	---	368.28	
CONTRACT AUDITS	06.235	5270	58,000.00	15,750.00	---	42,250.00	
Water and Wastewater Loan Fund (0649)							
REFUND ACCOUNTS	06.400	3541	165.00	---	---	165.00	
STATE AUDITOR BILLING	06.235	4118	14,000.00	6,172.20	---	7,827.80	
Groundwater Protection Fund (0660)							
REFUND ACCOUNTS	06.400	2744	688.00	680.00	---	8.00	
Energy Set-Aside Program Fund (0667)							
DNR LEASING	13.050	4319	19,463.44	17,975.79	---	1,487.65	
REFUND ACCOUNTS	06.400	7491	2,050.00	2,038.50	---	11.50	
State Land Survey Program Fund (0668)							
REFUND ACCOUNTS	06.400	3542	165.00	---	---	165.00	
Hazardous Waste Fund (0676)							
REFUND ACCOUNTS	06.400	2746	16,069.00	13,112.47	---	2,956.53	
DNR LEASING	13.050	4321	65,272.93	59,384.36	---	5,888.57	
Safe Drinking Water Fund (0679)							
REFUND ACCOUNTS	06.400	2745	3,748.00	315.00	---	3,433.00	
DNR LEASING	13.050	4322	84,977.65	83,979.33	---	998.32	
Coal Mine Land Reclamation Fund (0684)							
REFUND ACCOUNTS	06.400	3544	165.00	---	---	165.00	
DNR LEASING	13.050	4323	8,121.10	7,432.81	---	688.29	
Hazardous Waste Remedial Fund (0690)							
REFUND ACCOUNTS	06.400	2747	12,430.00	6,783.43	---	5,646.57	
DNR LEASING	13.050	4324	44,273.97	39,078.24	---	5,195.73	
Missouri Air Pollution Control Fund (0691)							
DNR LEASING	13.050	4325	220.42	---	---	220.42	
Biodiesel Fuel Revolving Fund (0730)							
REFUND ACCOUNTS	06.400	5261	165.00	---	---	165.00	
DNR LEASING	13.050	6801	59.28	57.67	---	1.61	
Stormwater Loan Revolving Fund (0754)							
REFUND ACCOUNTS	06.400	6865	200.00	---	---	200.00	
Rural Water and Sewer Loan Revolving Fund (0755)							
REFUND ACCOUNTS	06.400	6866	165.00	---	---	165.00	
Recruitment and Retention Scholarship Fund (0832)							
MINORITY SCHOLARSHIPS	06.410	3495	50,000.00	---	---	50,000.00	
Missouri Alternative Fuel Vehicle Loan Fund (0886)							
REFUND ACCOUNTS	06.400	3130	50.00	---	---	50.00	
Petroleum Violation Escrow Interest Subaccount Fund (0890)							
DNR LEASING	13.050	1608	75.09	---	---	75.09	

**STATE OF MISSOURI
SUMMARY OF APPROPRIATION ACTIVITY
SPECIAL REVENUE FUNDS
FOR THE APPROPRIATION YEAR 2005**

	H.B. No.	Appr. No.	Appropriations	Expenditures and Transfers Out	Reappropriations to 2006	Lapse of Appropriations
Dry-Cleaning Environmental Response Trust Fund (0898)						
REFUND ACCOUNTS	06.400	3129	6,500.00	2,000.00	---	4,500.00
DNR LEASING	13.050	6804	8,602.15	7,569.01	---	1,033.14
Mined Land Reclamation Fund (0906)						
REFUND ACCOUNTS	06.400	2748	9,930.00	1,445.00	---	8,485.00
DNR LEASING	13.050	4326	27,919.22	26,772.00	---	1,147.22
Babler State Park Fund (0911)						
REFUND ACCOUNTS	06.400	3375	417.00	---	---	417.00
<u>Outreach and Assistance Center</u>						
Utilicare Stabilization Fund (0134)						
ENERGY EFFICIENT SERVICES	06.210	4218	100.00	---	---	100.00
Natural Resources Protection - Water Pollution Permit Fee Subaccount Fund (0568)						
OUTREACH & ASSISTANCE PS	06.205	5440	71,676.00	37,247.61	---	34,428.39
OUTREACH & ASSISTANCE E&E	06.205	5452	30,869.00	7,667.04	---	23,201.96
Solid Waste Management - Scrap Tire Subaccount Fund (0569)						
OUTREACH & ASSISTANCE PS	06.205	5441	39,872.00	---	---	39,872.00
OUTREACH & ASSISTANCE E&E	06.205	5453	6,158.00	64.27	---	6,093.73
Solid Waste Management Fund (0570)						
OUTREACH & ASSISTANCE PS	06.205	5442	87,949.00	65,558.39	---	22,390.61
OUTREACH & ASSISTANCE E&E	06.205	5454	14,150.00	5,755.60	---	8,394.40
Natural Resources Protection - Air Pollution Permit Fee Subaccount Fund (0594)						
OUTREACH & ASSISTANCE PS	06.205	5443	339,970.00	227,057.78	---	112,912.22
OUTREACH & ASSISTANCE E&E	06.205	5455	53,840.00	25,094.16	---	28,745.84
Energy Set-Aside Program Fund (0667)						
ENERGY EFFICIENT SERVICES	06.210	2469	30,508,972.00	19,522,867.50	---	10,986,104.50
OUTREACH & ASSISTANCE PS	06.205	5444	340,503.00	340,158.61	---	344.39
OUTREACH & ASSISTANCE E&E	06.205	5456	124,086.00	18,393.73	---	105,692.27
Hazardous Waste Fund (0676)						
OUTREACH & ASSISTANCE PS	06.205	5445	32,975.00	32,832.84	---	142.16
OUTREACH & ASSISTANCE E&E	06.205	5457	12,343.00	5,763.90	---	6,579.10
Biodiesel Fuel Revolving Fund (0730)						
ENERGY EFFICIENT SERVICES	06.210	5459	145,035.00	124,205.85	---	20,829.15
OUTREACH & ASSISTANCE PS	06.205	6057	2,527.00	1,348.84	---	1,178.16

Missouri Alternative Fuel Vehicle Loan Fund (0886)							
ENERGY EFFICIENT SERVICES	06.210	1965	2,000.00	---	---	2,000.00	
<u>Division of Administrative Support</u>							
Parks Sales Tax Fund (0613)							
DIV OF ADMIN SUPPORT E&E	06.230	4073	54,400.00	54,400.00	---	---	
<u>Division of Environmental Quality</u>							
Missouri Air Emission Reduction Fund (0267)							
DNR LEASING	13.050	5730	220,930.75	57,989.41	---	162,941.34	
<u>Air and Land Protection Division</u>							
Missouri Air Emission Reduction Fund (0267)							
ENHANCED I/M-ALPD PS	06.325	5433	739,817.00	653,935.18	---	85,881.82	
ENHANCED I/M-ALPD E&E	06.325	5435	697,030.00	180,923.70	---	516,106.30	
Natural Resources Protection Fund (0555)							
HAZARDOUS WASTE PS	06.320	5377	46,163.00	43,624.29	---	2,538.71	
HAZARDOUS WASTE E&E	06.320	5383	17,080.00	1,979.29	---	15,100.71	
ENVIRONMENT DAMAGES ALPD	06.355	5463	84,711.00	40,000.00	---	44,711.00	
AIR POLLUTION CNTRL E&E	06.320	5494	20.00	---	---	20.00	
ALPD ADMINISTRATION E&E	06.320	6059	384.00	---	---	384.00	
Natural Resources Protection - Water Pollution Permit Fee Subaccount Fund (0568)							
HAZARDOUS WASTE PS	06.320	5518	2,475.00	---	---	2,475.00	
Solid Waste Management - Scrap Tire Subaccount Fund (0569)							
SOLID WASTE LOANS&GRANTS	06.370	1419	2,471,950.00	1,114,543.79	---	1,357,406.21	
SOLID WASTE MGMT PS	06.320	5389	128,074.00	---	---	128,074.00	
SOLID WASTE MGMT E&E	06.320	5392	23,700.00	2,773.58	---	20,926.42	
ALPD ADMINISTRATION E&E	06.320	5488	367.00	---	---	367.00	
SOLID WASTE LOANS&GRANTS	17.320	6374	1,197,899.83	---	---	1,197,899.83	
Solid Waste Management Fund (0570)							
SOLID WASTE LOANS&GRANTS	06.370	1418	11,582,201.00	6,091,245.04	---	5,490,955.96	
SOLID WASTE MGMT PS	06.320	5390	1,667,726.00	1,508,084.36	---	159,641.64	
SOLID WASTE MGMT E&E	06.320	5393	309,996.00	228,109.17	---	81,886.83	
ALPD ADMINISTRATION E&E	06.320	5489	922.00	---	---	922.00	
HAZARDOUS WASTE PS	06.320	5529	41,000.00	39,073.90	---	1,926.10	
Metallic Minerals Waste Management Fund (0575)							
LAND RECLAMATION PS	06.320	5398	69,227.00	62,680.55	---	6,546.45	
LAND RECLAMATION E&E	06.320	5403	14,077.00	5,467.14	---	8,609.86	
ALPD ADMINISTRATION E&E	06.320	5482	291.00	---	---	291.00	
HAZARDOUS WASTE PS	06.320	5527	276.00	115.40	---	160.60	

**STATE OF MISSOURI
SUMMARY OF APPROPRIATION ACTIVITY
SPECIAL REVENUE FUNDS
FOR THE APPROPRIATION YEAR 2005**

	H.B. No.	Appr. No.	Appropriations	Expenditures and Transfers Out	Reappropriations to 2006	Lapse of Appropriations
Natural Resources Protection - Air Pollution						
Asbestos Fee Subaccount Fund (0584)						
AIR POLLUTION CNTRL PS	06.320	5368	154,380.00	151,132.72	---	3,247.28
AIR POLLUTION CNTRL E&E	06.320	5373	60,380.00	25,479.75	---	34,900.25
ALPD ADMINISTRATION E&E	06.320	5483	1,246.00	---	---	1,246.00
AIR POLL CONTROL GRANTS	06.360	9766	75,000.00	22,000.00	---	53,000.00
Underground Storage Tank Regulation Program Fund (0586)						
HAZARDOUS WASTE PS	06.320	5379	82,680.00	77,873.52	---	4,806.48
HAZARDOUS WASTE E&E	06.320	5385	23,444.00	3,315.52	---	20,128.48
ALPD ADMINISTRATION E&E	06.320	5485	465.00	---	---	465.00
Natural Resources Protection - Air Pollution Permit Fee Subaccount Fund (0594)						
AIR POLL CONTROL GRANTS	06.360	1364	2,027,000.00	1,519,094.25	---	507,905.75
AIR POLLUTION CNTRL PS	06.320	5369	3,001,752.00	2,906,998.32	---	94,753.68
AIR POLLUTION CNTRL E&E	06.320	5374	1,078,738.00	420,364.66	---	658,373.34
ENVIRONMENTAL SVS PS	06.320	5412	386,031.00	385,737.91	---	293.09
ENVIRONMENTAL SVS E&E	06.320	5422	261,148.00	187,037.38	---	74,110.62
HAZARDOUS WASTE PS	06.320	5471	8,249.00	7,016.84	---	1,232.16
HAZARDOUS WASTE E&E	06.320	5472	16.00	3.75	---	12.25
ALPD ADMINISTRATION E&E	06.320	5492	19,456.00	---	---	19,456.00
Soil and Water Sales Tax Fund (0614)						
HAZARDOUS WASTE PS	06.320	5505	9,503.00	1,936.63	---	7,566.37
Hazardous Waste Fund (0676)						
HAZARD MAT ANALYSIS	06.385	3080	30,105.00	---	---	30,105.00
ENVIRONMENT EMERG RESPONS	06.385	3082	90,000.00	89,999.30	---	0.70
EMERGENCY RESPONSE LOAN	06.385	3083	150,000.00	---	---	150,000.00
HAZARDOUS WASTE PS	06.320	5380	806,039.00	719,403.23	---	86,635.77
HAZARDOUS WASTE E&E	06.320	5386	189,282.00	102,899.40	---	86,382.60
ENVIRONMENTAL SVS PS	06.320	5413	708,472.00	664,735.55	---	43,736.45
ENVIRONMENTAL SVS E&E	06.320	5423	258,838.00	190,803.03	---	68,034.97
ALPD ADMINISTRATION E&E	06.320	5490	4,220.00	---	---	4,220.00
Safe Drinking Water Fund (0679)						
ENVIRONMENTAL SVS PS	06.320	5415	544,671.00	499,017.31	---	45,653.69
ENVIRONMENTAL SVS E&E	06.320	5424	443,603.00	359,865.05	---	83,737.95
HAZARDOUS WASTE PS	06.320	5520	1,236.00	---	---	1,236.00

Coal Mine Land Reclamation Fund (0684)							
LAND RECLAMATION PS	06.320	5399	95,545.00	80,192.48	---	15,352.52	
LAND RECLAMATION E&E	06.320	5404	20,270.00	10,401.31	---	9,868.69	
ALPD ADMINISTRATION E&E	06.320	5493	418.00	---	---	418.00	
COAL MINED LAND FUND PROJ	06.380	7454	850,000.00	2,398.48	---	847,601.52	
Hazardous Waste Remedial Fund (0690)							
HAZARDOUS WASTE PS	06.320	5381	705,815.00	567,718.58	---	138,096.42	
HAZARDOUS WASTE E&E	06.320	5387	169,069.00	160,791.79	---	8,277.21	
ENVIRONMENTAL SVS PS	06.320	5416	56,405.00	49,863.54	---	6,541.46	
ENVIRONMENTAL SVS E&E	06.320	5425	71,660.00	13,887.60	---	57,772.40	
ALPD ADMINISTRATION E&E	06.320	5491	5,477.00	---	---	5,477.00	
HAZARD MAT ANALYSIS	06.385	7602	30,105.00	---	---	30,105.00	
SUPERFUND CLEANUP	06.365	8123	385,274.00	374,539.98	---	10,734.02	
Missouri Air Pollution Control Fund (0691)							
AIR POLLUTION CNTRL PS	06.320	5370	43,712.00	37,399.24	---	6,312.76	
AIR POLLUTION CNTRL E&E	06.320	5375	6,496.00	2,813.31	---	3,682.69	
Dry-Cleaning Environmental Response Trust Fund (0898)							
HAZARDOUS WASTE PS	06.320	5467	156,637.00	105,975.49	---	50,661.51	
HAZARDOUS WASTE E&E	06.320	5468	100,431.00	71,582.72	---	28,848.28	
DRYCLEANERS CLEANUP	06.365	5469	200,000.00	---	---	200,000.00	
ALPD ADMINISTRATION E&E	06.320	6060	705.00	---	---	705.00	
Mined Land Reclamation Fund (0906)							
LAND RECLAMATION PS	06.320	5400	347,392.00	342,475.65	---	4,916.35	
LAND RECLAMATION E&E	06.320	5405	227,790.00	33,055.08	---	194,734.92	
ALPD ADMINISTRATION E&E	06.320	5487	4,916.00	---	---	4,916.00	
HAZARDOUS WASTE PS	06.320	5528	2,800.00	2,191.07	---	608.93	
LAND RECLMT BOND FORFEIT	06.380	7453	1,400,000.00	160,791.31	---	1,239,208.69	
<u>Water Protection and Soil Conservation</u>							
Missouri Air Emission Reduction Fund (0267)							
ENHANCED I/M-WPSCD E&E	06.325	5434	28,000.00	16,095.24	---	11,904.76	
Natural Resources Protection Fund (0555)							
WATER POLLUTION CNTRL E&E	06.320	5327	49,500.00	33,699.06	---	15,800.94	
ENVIRONMENT DAMAGES WPSCD	06.355	5464	375,000.00	326,144.70	---	48,855.30	
Natural Resources Protection - Water Pollution Permit Fee Subaccount Fund (0568)							
WATER QUALITY STUDY GRANT	06.330	1359	50,000.00	50,000.00	---	---	
WATER POLLUTION CNTRL PS	06.320	5323	1,594,144.00	1,555,443.54	---	38,700.46	
WATER POLLUTION CNTRL E&E	06.320	5328	1,352,544.00	679,922.46	---	672,621.54	
REGIONAL OFFICES PS	06.320	5342	2,019,580.00	1,842,316.97	---	177,263.03	
REGIONAL OFFICES E&E	06.320	5351	301,221.00	215,112.13	---	86,108.87	
ENVIRONMENT DAMAGES WPSCD	06.355	5466	184,998.00	180,012.14	---	4,985.86	
WPSCD ADMINISTRATION E&E	06.320	5478	16,248.00	---	---	16,248.00	

**STATE OF MISSOURI
SUMMARY OF APPROPRIATION ACTIVITY
SPECIAL REVENUE FUNDS
FOR THE APPROPRIATION YEAR 2005**

	H.B. No.	Appr. No.	Appropriations	Expenditures and Transfers Out	Reappropriations to 2006	Lapse of Appropriations
Solid Waste Management - Scrap Tire Subaccount Fund (0569)						
REGIONAL OFFICES PS	06.320	5343	164,629.00	---	---	164,629.00
REGIONAL OFFICES E&E	06.320	5352	66,781.00	6.09	---	66,774.91
Solid Waste Management Fund (0570)						
REGIONAL OFFICES PS	06.320	5344	246,576.00	230,446.81	---	16,129.19
REGIONAL OFFICES E&E	06.320	5353	75,117.00	54,924.17	---	20,192.83
Natural Resources Protection - Air Pollution Asbestos Fee Subaccount Fund (0584)						
REGIONAL OFFICES PS	06.320	6013	47,802.00	39,955.22	---	7,846.78
Natural Resources Protection - Air Pollution Permit Fee Subaccount Fund (0594)						
REGIONAL OFFICES PS	06.320	5346	882,520.00	655,214.12	---	227,305.88
REGIONAL OFFICES E&E	06.320	5355	126,034.00	82,391.08	---	43,642.92
Water and Wastewater Loan Revolving Fund (0602)						
LOANS WASTE2O TRT FACS	17.175	0699	850,437.41	---	---	850,437.41
WATER & WASTEWATER LOAN	06.335	1446	231,543,025.00	72,225,122.40	---	159,317,902.60
WATER & WASTEWATER LOAN	17.155	2555	15,442,014.00	---	---	15,442,014.00
WATER & WASTEWATER LOAN	17.160	3269	24,225,399.00	---	---	24,225,399.00
LOANS WASTE2O TRT FACS	17.190	4278	11,998,801.59	---	---	11,998,801.59
DRINKING WATER LOAN	06.335	5470	21,704,458.00	9,968,118.43	---	11,736,339.57
WATER & WASTEWATER LOAN	17.270	5615	27,426,828.00	---	---	27,426,828.00
WATER & WASTEWATER LOAN	17.305	6391	42,014,337.35	---	---	42,014,337.35
DRINKING WATER LOAN	17.305	6393	6,350,000.00	---	---	6,350,000.00
Soil and Water Sales Tax Fund (0614)						
SPECIAL AREA LAND TREATMT	06.350	1420	6,896,200.00	4,813,367.56	---	2,082,832.44
SOIL & WATER RES GRANT	06.350	1423	433,000.00	237,384.26	---	195,615.74
COST SHARE GRANT	06.350	1425	20,250,000.00	20,242,998.08	---	7,001.92
LOAN INTEREST SHARE PRGM	06.350	1427	300,000.00	97,666.49	---	202,333.51
LOAN INTEREST SHARE PRGM	17.235	3286	573,716.76	---	---	573,716.76
SOIL & WATER RES GRANTS	17.245	3289	8,614.46	---	---	8,614.46
SOIL & WATER CONSERV PS	06.320	5338	2,009,834.00	1,798,608.65	---	211,225.35
SOIL & WATER CONSERV E&E	06.320	5339	1,017,439.00	543,971.51	---	473,467.49
REGIONAL OFFICES E&E	06.320	5474	59,026.00	40,777.50	---	18,248.50

WPCSD ADMINISTRATION E&E	06.320	5479	18,381.00	---	---	18,381.00
WPCSD ADMINISTRATION PS	06.320	5496	895.00	---	---	895.00
SPECIAL AREA LAND TREATMT	17.285	5621	44.13	---	---	44.13
SOIL & WATER RES GRANT	17.290	5622	36,017.35	---	---	36,017.35
SPECIAL AREA LANT TREATMT	17.315	6379	5,035,440.02	---	---	5,035,440.02
SOIL & WATER RES GRANT	17.315	6383	160,000.00	---	---	160,000.00
COST SHARE GRANT	17.315	6384	9,138.46	---	---	9,138.46
LOAN INTEREST SHARE PGRM	17.315	6385	673,784.00	---	---	673,784.00
GRANTS TO SOIL DISTRICTS	06.350	7607	7,911,992.00	7,718,406.53	---	193,585.47
Water and Wastewater Loan Fund (0649)						
DRINKING WATER LOAN	06.335	1442	19,237,384.00	4,666,881.45	---	14,570,502.55
WATER & WASTEWATER LOAN	06.335	1450	40,000,000.00	34,007,058.24	---	5,992,941.76
WATER & WASTEWATER LOAN	17.155	2554	0.95	---	---	0.95
DRINKING WATER LOAN	17.195	2557	21,794,455.00	---	---	21,794,455.00
WATER & WASTEWATER LOAN	17.160	3270	0.74	---	---	0.74
DRINKING WATER LOAN	17.205	3280	22,000,000.00	---	---	22,000,000.00
LOANS WASTE H2O TRT FACS	17.190	4279	0.07	---	---	0.07
DRINKING WATER SYS LOANS	17.200	4285	9,070,839.46	---	---	9,070,839.46
WATER POLLUTION CNTRL E&E	06.320	5331	1.00	---	---	1.00
REGIONAL OFFICES E&E	06.320	5356	1.00	---	---	1.00
WPCSD ADMINISTRATION E&E	06.320	5481	1.00	---	---	1.00
WATER & WASTEWATER LOAN	17.270	5616	0.04	---	---	0.04
DRINKING WATER LOAN	17.275	5617	10,941,065.24	---	---	10,941,065.24
WATER & WASTEWATER LOAN	17.305	6392	0.76	---	---	0.76
DRINKING WATER LOAN	17.305	6394	10,969,779.00	---	---	10,969,779.00
Hazardous Waste Fund (0676)						
REGIONAL OFFICES E&E	06.320	5357	20,707.00	12,676.20	---	8,030.80
Safe Drinking Water Fund (0679)						
DRINKING WATER ANALYSIS	06.330	3382	296,444.00	176,549.30	---	119,894.70
PUBLIC DRINKING WATER PS	06.320	5334	422,469.00	387,820.74	---	34,648.26
PUBLIC DRINKING WATER E&E	06.320	5337	247,377.00	128,422.06	---	118,954.94
REGIONAL OFFICES PS	06.320	5348	449,565.00	436,546.18	---	13,018.82
REGIONAL OFFICES E&E	06.320	5358	204,291.00	93,165.30	---	111,125.70
WPCSD ADMINISTRATION E&E	06.320	5480	15,370.00	---	---	15,370.00
Missouri Air Pollution Control Fund (0691)						
Stormwater Loan Revolving Fund (0754)						
STORMWATER CONTROL LOANS	06.335	6848	1,014,141.00	---	---	1,014,141.00
Rural Water and Sewer Loan Revolving Fund (0755)						
RURAL WATER&SEWER LOANS	06.335	6849	190,175.00	---	---	190,175.00
Concentrated Animal Feeding Operation Indemnity Fund (0834)						
CAFO CLOSURES	06.345	3480	100,000.00	---	---	100,000.00

**STATE OF MISSOURI
SUMMARY OF APPROPRIATION ACTIVITY
SPECIAL REVENUE FUNDS
FOR THE APPROPRIATION YEAR 2005**

	H.B. No.	Appr. No.	Appropriations	Expenditures and Transfers Out	Reappropriations to 2006	Lapse of Appropriations
<u>Geological Survey and Resource Assessment</u>						
<u>Division</u>						
Natural Resources Protection - Water Pollution						
Permit Fee Subaccount Fund (0568)						
	06.305	6129	12,196.00	2,570.33	---	9,625.67
	06.305	6130	7,524.00	28.57	---	7,495.43
Parks Sales Tax Fund (0613)						
	16.085	4713	2,918.61	---	---	2,918.61
Groundwater Protection Fund (0660)						
	06.305	5243	381,328.00	320,788.84	---	60,539.16
	06.305	5244	108,000.00	67,587.16	---	40,412.84
State Land Survey Program Fund (0668)						
	06.315	2759	190,000.00	179,463.50	---	10,536.50
	06.305	5228	877,118.00	835,200.16	---	41,917.84
	06.305	5229	180,000.00	125,743.02	---	54,256.98
Hazardous Waste Remedial Fund (0690)						
	06.305	5241	132,271.00	117,967.01	---	14,303.99
	06.305	5242	35,500.00	16,772.76	---	18,727.24
Oil and Gas Remedial Fund (0699)						
	06.310	7767	23,000.00	---	---	23,000.00
Dry-Cleaning Environmental Response Trust Fund (0898)						
	06.305	6109	22,423.00	---	---	22,423.00
	06.305	6110	4,300.00	---	---	4,300.00
<u>Division of State Parks</u>						
Parks Sales Tax Fund (0613)						
	16.050	0381	2,361,707.50	543,516.81	---	1,818,190.69
	16.060	0396	431,998.04	115,752.30	---	316,245.74
	06.255	0664	7,391,150.00	5,986,512.39	---	1,404,637.61
	06.255	1942	7,500.00	6,330.48	---	1,169.52
	06.255	2082	19,582,834.00	18,087,298.06	---	1,495,535.94
	06.265	2470	25,875.00	1,739.40	---	24,135.60
	16.035	3521	17,580.65	---	---	17,580.65
	16.040	3523	1,042,237.17	7,646.26	---	1,034,590.91
	16.045	3525	150,059.38	61,731.78	---	88,327.60
	16.070	4709	1,071,720.31	344,117.36	---	727,602.95
	16.085	4715	1,518.43	---	---	1,518.43

WASHINGTON SHOWERHOUSE	16.085	4716	141,819.00	---	---	141,819.00
WATKINS MILL SHOWERHOUSE	16.085	4717	200,375.00	133,946.15	---	66,428.85
LEWIS & CLARK BICENTEN	16.095	4884	48,154.00	---	---	48,154.00
VARIOUS LEWIS&CLARK PROJ	19.025	6406	312,407.92	203,719.23	108,688.00	0.69
STATEWIDE SMALL CI	19.030	6407	310,000.00	61,946.59	248,053.00	0.41
BIG SUGAR CREEK DAY USE	19.035	6409	200,000.00	---	200,000.00	---
GRAHAM CAVE RENOVATE	19.035	6410	125,000.00	---	125,000.00	---
LEWIS&CLARK RESTROOMS	19.035	6411	100,000.00	---	100,000.00	---
OZARK CAVERN ROAD IMPR	19.035	6412	80,000.00	---	80,000.00	---
RT 66 STORAGE BLDG	19.035	6413	135,000.00	---	135,000.00	---
WESTON BEND PICNIC AREA	19.035	6414	35,000.00	---	35,000.00	---
BENNETT CAMP RENOVATE	18.070	6492	500,000.00	12,757.87	487,242.00	0.13
BIG OAK BOARDWALK RENOV	18.070	6493	100,000.00	22,051.78	77,948.00	0.22
DEUTSCHHEIM HIST RENOV	18.070	6494	106,693.00	2,469.70	104,223.00	0.30
BABLER RENOVATE CCC	18.070	6495	64,904.07	15,003.23	49,900.00	0.84
NATHAN BOONE CABINS	18.070	6497	106,692.00	1,336.66	105,355.00	0.34
RT 66 RENOV VISITOR CTR	18.070	6498	400,381.74	2,929.88	397,451.00	0.86
STATEWIDE EROSION CTRL	18.075	6500	300,000.00	---	300,000.00	---
STATEWIDE RENOVATIONS	18.090	6504	4,972,973.05	1,037,539.46	3,935,433.00	0.59
BRUCE R WATKINS CENTER	06.260	9727	100,000.00	100,000.00	---	---
Meramec-Onondaga State Parks Fund (0698)						
STATE PARKS OPERATION PS	06.255	2084	11,493.00	6,849.90	---	4,643.10
STATE PARKS OPERATION E&E	06.255	2085	5,600.00	---	---	5,600.00
Babler State Park Fund (0911)						
STATE PARKS OPERATION PS	06.255	2086	53,388.00	53,288.00	---	100.00
STATE PARKS OPERATION E&E	06.255	2087	106,579.00	66,239.38	---	40,339.62
<u>DEPARTMENT OF PUBLIC SAFETY</u>						
State Highways and Transportation Department Fund (0644)						
DC M&R	18.040	6476	500,000.00	94,963.51	405,036.00	0.49
<u>Office of the Director</u>						
Missouri Crime Prevention Information and Programming Fund (0253)						
DIRECTOR ADMIN E&E	08.005	2328	50,000.00	226.11	---	49,773.89
Peace Officer Standards and Training Commission Fund (0281)						
POST TRAINING	08.080	1645	1,500,000.00	1,351,379.07	---	148,620.93
State Forensic Laboratory Fund (0591)						
STATE FORENSIC LABS	08.070	8770	266,000.00	196,109.79	---	69,890.21
Services to Victims Fund (0592)						
STATE SERVICES TO VICTIMS	08.045	8866	3,500,000.00	2,766,428.39	---	733,571.61

**STATE OF MISSOURI
SUMMARY OF APPROPRIATION ACTIVITY
SPECIAL REVENUE FUNDS
FOR THE APPROPRIATION YEAR 2005**

	H.B. No.	Appr. No.	Appropriations	Expenditures and Transfers Out	Reappropriations to 2006	Lapse of Appropriations
Crime Victims' Compensation Fund (0681)						
DIRECTOR ADMIN E&E	08.005	5220	1,227,190.00	1,052,886.12	---	174,303.88
STATE SERVICES TO VICTIMS	08.045	5668	50,000.00	44,567.42	---	5,432.58
DIRECTOR ADMIN PS	08.005	8769	136,240.00	115,681.52	---	20,558.48
<u>Division of Fire Safety</u>						
Elevator Safety Fund (0257)						
F S ADMIN PS	08.165	5629	214,596.00	168,146.30	---	46,449.70
F S ADMIN E&E	08.165	5630	65,004.00	61,965.72	---	3,038.28
Chemical Emergency Preparedness Fund (0587)						
FIREFIGHTER TRAINING	08.170	1382	100,000.00	70,000.00	---	30,000.00
Boiler and Pressure Vessels Safety Fund (0744)						
F S ADMIN PS	08.165	6103	211,548.00	203,038.08	---	8,509.92
F S ADMIN E&E	08.165	6104	167,575.00	167,074.20	---	500.80
<u>State Highway Patrol</u>						
Gaming Commission Fund (0286)						
SHP TECHNICAL SERVICE PS	08.140	0636	18,582.00	2,738.32	---	15,843.68
SHP ENFORCEMENT E&E	08.105	1647	83,663.00	83,663.00	---	---
GASOLINE PURCHASE	08.110	1648	246,329.00	236,742.35	---	9,586.65
FRINGE BENEFITS PS	08.095	3276	84,088.00	74,375.78	---	9,712.22
FRINGE BENEFITS E&E	08.095	3277	8,261.00	83.76	---	8,177.24
SHP ENFORCEMENT PS	08.105	3278	29,640.00	29,512.23	---	127.77
SHP ADMIN E&E	08.090	4369	4,865.00	4,600.35	---	264.65
VEHICLE REPLACEMENT	08.115	4371	474,571.00	360,650.00	---	113,921.00
SHP ACADEMY PS	08.125	5917	148,032.00	122,355.86	---	25,676.14
SHP ACADEMY E&E	08.125	5918	132,112.00	131,882.38	---	229.62
Highway Patrol Inspection Fund (0297)						
VEH & DRIVER SAFETY	08.130	1379	37,725.00	37,720.18	---	4.82
State Forensic Laboratory Fund (0591)						
CRIME LABS E&E	08.120	8771	60,000.00	58,733.63	---	1,266.37
State Highways and Transportation Department Fund (0644)						
SHP TECHNICAL SERVICE PS	08.140	0630	9,776,581.00	9,243,869.71	---	532,711.29
SHP ADMIN PS	08.090	1130	4,979,200.00	4,765,931.79	---	213,268.21
SHP ADMIN E&E	08.090	1133	402,877.00	392,570.20	---	10,306.80
SHP ENFORCEMENT PS	08.105	1136	47,093,039.00	43,943,741.71	---	3,149,297.29

SHP ACADEMY PS	08.125	1143	1,081,494.00	911,219.04	---	170,274.96
SHP ACADEMY E&E	08.125	1148	144,139.00	143,698.55	---	440.45
VEH & DRIVER SAFETY PS	08.130	1150	9,369,936.00	8,446,365.61	---	923,570.39
VEH & DRIVER SAFETY E&E	08.130	1154	845,252.00	834,596.44	---	10,655.56
SHP ENFORCEMENT E&E	08.105	1430	4,339,194.00	4,279,073.62	---	60,120.38
SHP TECHNICAL SERVICE E&E	08.140	2285	10,241,749.00	10,141,408.37	---	100,340.63
STATE HIGHWAY PATROL	13.075	3194	722,787.01	568,550.73	---	154,236.28
REFUND UNUSED STICKERS	08.135	3284	40,000.00	38,799.50	---	1,200.50
FRINGE BENEFITS PS	08.095	4346	37,901,696.00	36,312,990.19	---	1,588,705.81
FRINGE BENEFITS E&E	08.095	4349	3,260,901.00	3,243,497.23	---	17,403.77
VEHICLE REPLACEMENT	08.115	4370	3,887,946.00	3,887,821.99	---	124.01
GASOLINE PURCHASE	08.110	4472	1,733,377.00	1,733,377.00	---	---
CRIME LABS PS	08.120	5296	1,835,271.00	1,651,484.02	---	183,786.98
CRIME LABS E&E	08.120	5297	399,277.00	398,959.79	---	317.21
TRP-D STRAFFORD CDL SITE	19.045	6416	314,772.00	30,255.99	284,516.00	0.01
HP-GHQ ANNEX ELEVATOR	18.115	6511	67,784.48	64,701.70	3,082.00	0.78
HP-GHQ PAVEMENT REPAIR	18.115	6512	304,819.31	304,819.31	---	---
HP-HGQ HVAC	18.115	6513	321,280.00	320,874.00	406.00	---
HP-GHQ ANNEX ELECTRICAL	18.115	6514	441,548.30	342,002.27	99,546.00	0.03
TRP-B ROOF	18.115	6515	127,742.00	71,417.58	56,324.00	0.42
TRP-C HVAC	18.115	6516	540,004.77	363,093.27	176,911.00	0.50
TRP-C ROOF	18.115	6517	111,511.97	84,807.80	26,704.00	0.17
TRP-F GARAGE PVMT REPR	18.115	6518	130,666.75	93,078.77	37,587.00	0.98
HP SALARY ADJUSTMENT	08.091	6987	2,812,506.00	2,727,511.32	---	84,994.68
HP SALARY ADJM FRINGES	08.091	6991	1,295,159.00	---	---	1,295,159.00
HP COMM STAFF SLRY ADJM	08.092	7008	19,200.00	---	---	19,200.00
HP COMM STAFF ADJ FRINGES	08.092	7009	5,430.00	---	---	5,430.00
Criminal Record System Fund (0671)						
SHP TECHNICAL SERVICE PS	08.140	0635	462,944.00	381,500.72	---	81,443.28
SHP ENFORCEMENT E&E	08.105	1431	1,663,392.00	1,121,623.94	---	541,768.06
SHP TECHNICAL SERVICE E&E	08.140	2286	1,754,374.00	1,491,645.21	---	262,728.79
FBI BACKGROUND CHARGES	08.105	6952	1,900,000.00	1,848,456.00	---	51,544.00
HP SALARY ADJUSTMENT	08.091	6989	8,340.00	---	---	8,340.00
HP SALARY ADJM FRINGES	08.091	6993	3,841.00	---	---	3,841.00
FRINGE BENEFITS PS	08.095	8867	1,456,208.00	1,212,328.54	---	243,879.46
FRINGE BENEFITS E&E	08.095	8868	117,717.00	93,318.91	---	24,398.09
SHP ENFORCEMENT PS	08.105	8870	2,514,651.00	2,245,853.64	---	268,797.36
CRIME LABS PS	08.120	8872	63,776.00	62,814.75	---	961.25
CRIME LABS E&E	08.120	8873	3,600.00	3,600.00	---	---
Highway Patrol Academy Fund (0674)						
SHP ACADEMY E&E	08.125	3441	653,260.00	292,424.45	---	360,835.55
SHP ACADEMY PS	08.125	6328	87,059.00	78,021.08	---	9,037.92
FRINGE BENEFITS PS	08.095	6329	52,868.00	37,853.98	---	15,014.02
FRINGE BENEFITS E&E	08.095	6330	3,661.00	3,640.14	---	20.86

**STATE OF MISSOURI
SUMMARY OF APPROPRIATION ACTIVITY
SPECIAL REVENUE FUNDS
FOR THE APPROPRIATION YEAR 2005**

	H.B. No.	Appr. No.	Appropriations	Expenditures and Transfers Out	Reappropriations to 2006	Lapse of Appropriations
Highway Patrol's Motor Vehicle and Aircraft Revolving Fund (0695)						
SHP ENFORCEMENT E&E	08.105	1967	189,000.00	188,786.59	---	213.41
VEHICLE REPLACEMENT	08.115	6461	5,855,936.00	5,731,161.36	---	124,774.64
Highway Patrol Traffic Records Fund (0758)						
SHP ENFORCEMENT EE	08.105	6892	127,852.00	123,505.19	---	4,346.81
DNA Profiling Analysis Fund (0772)						
CRIME LABS E&E	14.115	7281	500,000.00	479,694.77	---	20,305.23
Highway Patrol Expense Fund (0793)						
HP EMERGENCY EXPENSE E&E	08.141	7044	20,000.00	---	---	20,000.00
HP PERSONAL EQUIPMENT E&E	08.142	7045	15,000.00	---	---	15,000.00
HP BENEFIT E&E	08.143	7046	30,000.00	---	---	30,000.00
Criminal Justice Network and Technology Revolving Fund (0842)						
FRINGE BENEFITS PS	08.095	1975	14,404.00	---	---	14,404.00
FRINGE BENEFITS E&E	08.095	1976	1,423.00	1,343.62	---	79.38
SHP TECHNICAL SERVICE PS	08.140	2505	40,956.00	---	---	40,956.00
SHP TECHNICAL SERVICE E&E	08.140	4113	1,500,000.00	1,447,879.97	---	52,120.03
<u>Division of Liquor Control</u>						
Healthy Families Trust Fund-Tobacco Prevention, Education and Cessation Account Fund (0643)						
LIQUOR CONTROL PS	08.155	5525	97,704.00	77,022.54	---	20,681.46
LIQUOR CONTROL E&E	08.155	5526	36,960.00	36,959.61	---	0.39
<u>Adjutant General</u>						
Missouri National Guard Training Site Fund (0269)						
TRAINING SITE REVOLVING	08.245	3154	263,800.00	262,397.40	---	1,402.60
CONTRACT SERVICES PS	08.250	6942	17,172.00	16,820.00	---	352.00
Missouri National Guard Trust Fund (0900)						
NATIONAL GUARD TRUST FUND	08.225	1863	2,000.00	---	---	2,000.00
MILITARY HONORS PRGM E&E	08.225	2287	1,219,325.00	710,334.98	---	508,990.02
TUITION ASSISTANCE	08.225	4624	2,762,400.00	1,399,533.46	---	1,362,866.54
MILITARY HONORS PRGM PS	08.225	4625	1,068,428.00	877,049.92	---	191,378.08
AG-DESIGN & CONSTRUCTION	19.070	6762	50,000.00	---	50,000.00	---

State Emergency Management Agency

Chemical Emergency Preparedness Fund (0587)

A G SEMA PS	08.265	3882	169,593.00	118,456.00	---	51,137.00
A G SEMA E&E	08.265	3883	68,884.00	28,690.26	---	40,193.74
MERC DISTRIBUTIONS	08.270	3884	650,000.00	457,525.11	---	192,474.89

Missouri Veterans' Commission

Veterans Trust Fund (0579)

ADMIN & SERVICE E&E	08.175	0981	24,800.00	19,901.13	---	4,898.87
VETERANS HOMES E&E	08.185	2345	52,500.00	51,630.18	---	869.82
VETERAN'S VIDEOTAPING E&E	08.175	7064	1.00	---	---	1.00

Missouri Gaming Commission

Compulsive Gamblers Fund (0249)

GAMING E&E	08.190	3087	40,000.00	39,816.13	---	183.87
------------	--------	------	-----------	-----------	-----	--------

Gaming Commission Fund (0286)

GAMING COMM FRINGES PS	08.195	1542	3,027,192.00	2,965,618.83	---	61,573.17
GAMING COMM FRINGES E&E	08.195	1543	178,765.00	94,313.41	---	84,451.59
GAMING COMM REFUNDS	08.200	1651	15,000.00	---	---	15,000.00
GAMING & BINGO PS	08.190	2990	10,606,885.00	8,537,836.92	---	2,069,048.08
GAMING & BINGO E&E	08.190	2991	1,999,291.00	1,119,254.54	---	880,036.46
GAMING COMMISSION	13.085	3198	459,302.99	406,610.76	---	52,692.23
HP SALARY ADJUSTMENT	08.191	6988	414,675.00	400,058.82	---	14,616.18
HP SALARY ADJM FRINGES	08.191	6992	190,958.00	---	---	190,958.00
NCLGS DUES	08.190	7010	3,000.00	---	---	3,000.00

Bingo Proceeds for Education Fund (0289)

BINGO REFUNDS	08.205	2994	5,000.00	---	---	5,000.00
---------------	--------	------	----------	-----	-----	----------

Missouri Breeders Fund (0605)

HORSE RACING BREEDERS	08.210	3295	5,000.00	---	---	5,000.00
-----------------------	--------	------	----------	-----	-----	----------

DEPARTMENT OF REVENUE

State Highways and Transportation Department

Fund (0644)

REVENUE LEASING	13.015	6092	873,111.04	717,095.14	---	156,015.90
-----------------	--------	------	------------	------------	-----	------------

Revenue Specialty Plate Fund (0775)

FED & OTHER FUND REFUNDS	04.025	7295	4,850.00	---	---	4,850.00
--------------------------	--------	------	----------	-----	-----	----------

Division of Administration

Health Initiatives Fund (0275)

POSTAGE	04.010	1636	4,733.00	3,590.67	---	1,142.33
---------	--------	------	----------	----------	-----	----------

Elderly Home-Delivered Meals Trust Fund (0296)

DIV OF ADMINISTRATION E&E	04.005	0120	10,800.00	10,800.00	---	---
---------------------------	--------	------	-----------	-----------	-----	-----

Motor Vehicle Commission Fund (0588)

DIV OF ADMINISTRATION PS	04.005	4455	316,915.00	237,878.29	---	79,036.71
DIV OF ADMINISTRATION E&E	04.005	4456	42,220.00	42,215.08	---	4.92
POSTAGE	04.010	6869	38,750.00	38,750.00	---	---

**STATE OF MISSOURI
SUMMARY OF APPROPRIATION ACTIVITY
SPECIAL REVENUE FUNDS
FOR THE APPROPRIATION YEAR 2005**

	<u>H.B. No.</u>	<u>Appr. No.</u>	<u>Appropriations</u>	<u>Expenditures and Transfers Out</u>	<u>Reappropriations to 2006</u>	<u>Lapse of Appropriations</u>
Conservation Commission Fund (0609)						
POSTAGE	04.010	6240	1,183.00	1,183.00	---	---
State Highways and Transportation Department Fund (0644)						
POSTAGE	04.010	0082	4,071,580.00	3,314,779.85	---	756,800.15
ATTORNEY FEES	04.055	0089	15,000.00	---	---	15,000.00
DIV OF ADMINISTRATION PS	04.005	1250	4,851,263.00	4,706,506.08	---	144,756.92
DIV OF ADMINISTRATION E&E	04.005	6211	892,398.00	679,082.33	---	213,315.67
<u>Division of Motor Vehicles and Drivers</u>						
<u>Licensing</u>						
Motor Vehicle Commission Fund (0588)						
DIV OF MV/DL PS	04.005	4458	248,677.00	247,775.47	---	901.53
DIV OF MV/DL E&E	04.005	4459	375,777.00	373,031.14	---	2,745.86
State Highways and Transportation Department Fund (0644)						
DIV OF MV/DL PS	04.005	1262	18,770,845.00	17,894,991.02	---	875,853.98
DIV OF MV/DL E&E	04.005	1265	13,074,695.00	12,264,530.14	---	810,164.86
PROBLEM DRIVER POINT SYS	04.050	1312	60,000.00	39,414.02	---	20,585.98
CDLIS FEES	04.045	3363	275,000.00	266,750.00	---	8,250.00
Revenue Specialty Plate Fund (0775)						
DIV OF MV/DL PS	14.020	7293	2,000.00	---	---	2,000.00
DIV OF MV/DL E&E	14.020	7294	3,000.00	---	---	3,000.00
<u>Division of Taxation</u>						
Health Initiatives Fund (0275)						
DIV OF TAXATION PS	04.005	1637	44,714.00	43,349.30	---	1,364.70
DIV OF TAXATION E&E	04.005	1638	4,382.00	4,251.00	---	131.00
CIGARETTE TAX REFUNDS	04.100	1640	25,000.00	19,688.57	---	5,311.43
Gaming Proceeds for Education Fund (0285)						
FED & OTHER FUND REFUNDS	04.025	3004	42,000.00	41,918.09	---	81.91
Gaming Commission Fund (0286)						
FED & OTHER FUND REFUNDS	04.025	0929	5,000.00	---	---	5,000.00
Elderly Home-Delivered Meals Trust Fund (0296)						
DIV OF TAXATION PS	04.005	1307	11,404.00	4,497.44	---	6,906.56
Solid Waste Management - Scrap Tire Subaccount Fund (0569)						
FED & OTHER FUND REFUNDS	04.025	1592	20,150.00	315.26	---	19,834.74

Motor Vehicle Commission Fund (0588)							
MOTOR V COMM REFUNDS	04.105	4462	12,000.00	1,270.00	---	---	10,730.00
Conservation Commission Fund (0609)							
DIV OF TAXATION PS	04.005	4772	488,945.00	488,923.18	---	---	21.82
DIV OF TAXATION E&E	04.005	4773	49,030.00	49,030.00	---	---	---
CONTINGENCY PAYMENTS	04.085	6244	171,718.00	171,718.00	---	---	---
State School Money Fund (0616)							
CIGARETTE TAX REFUNDS	04.100	1641	50,000.00	44,074.35	---	---	5,925.65
State Highways and Transportation Department Fund (0644)							
HIGHWAY FUND REFUNDS	04.040	1245	1,975,604.00	1,790,564.32	---	---	185,039.68
REFUNDS OF MOTOR FUEL TAX	04.070	1248	10,414,000.00	9,766,192.28	---	---	647,807.72
DIV OF TAXATION PS	04.005	1268	2,421,866.00	2,335,088.65	---	---	86,777.35
DIV OF TAXATION E&E	04.005	1272	1,321,315.00	1,304,758.27	---	---	16,556.73
CONTINGENCY PAYMENTS	04.085	6242	1,006,270.00	976,082.00	---	---	30,188.00
Workers' Compensation Fund (0652)							
ATTORNEY GENERAL PS	04.025	1054	250,271.00	250,270.34	---	---	0.66
WORKERS COMP REFUNDS	04.090	8360	1,669,902.00	314,398.48	---	---	1,355,503.52
Workers' Compensation - Second Injury Fund (0653)							
2ND INJURY REFUNDS	04.095	9162	248,966.00	9,732.05	---	---	239,233.95
Petroleum Inspection Fund (0662)							
DIV OF TAXATION PS	04.005	8356	29,486.00	29,257.48	---	---	228.52
DIV OF TAXATION E&E	04.005	8357	2,966.00	2,966.00	---	---	---
Motor Fuel Tax Fund (673)							
DIST TO CITIES MFT FUND	04.060	1246	190,670,000.00	190,668,717.54	---	---	1,282.46
Fair Share Fund (0687)							
CIGARETTE TAX REFUNDS	04.100	1642	20,000.00	19,588.57	---	---	411.43
Aviation Trust Fund (0952)							
AVIATION TRUST REFUNDS	04.065	9815	157,927.00	68,326.75	---	---	89,600.25
<u>DEPARTMENT OF SOCIAL SERVICES</u>							
Nursing Facility Quality of Care Fund (0271)							
SOCIAL SERVICES LEASING	13.105	0666	11,887.76	11,887.76	---	---	---
SOCIAL SERVICES LEASING	17.430	2601	8,084.00	8,084.00	---	---	---
Youth Services Treatment Fund (0843)							
FED GRANTS & DONATIONS	11.010	5966	1,000.00	---	---	---	1,000.00
<u>Division of Budget and Finance</u>							
Premium Fund (0885)							
RECPT & DISBRSM T REFUNDS	11.035	6931	741,000.00	739,753.93	---	---	1,246.07

**STATE OF MISSOURI
SUMMARY OF APPROPRIATION ACTIVITY
SPECIAL REVENUE FUNDS
FOR THE APPROPRIATION YEAR 2005**

	H.B. No.	Appr. No.	Appropriations	Expenditures and Transfers Out	Reappropriations to 2006	Lapse of Appropriations
<u>Information Services and Technology Division</u>						
Social Services Educational Improvement Fund (0620)						
ISTD E&E	11.045	0149	127,238.00	127,238.00	---	---
<u>Family Support Division</u>						
Health Initiatives Fund (0275)						
IM FIELD STAFF/OPS PS	11.105	6287	696,475.00	674,454.85	---	22,020.15
IM FIELD STAFF/OPS E&E	11.105	6288	28,749.00	27,887.00	---	862.00
Blind Pension Fund (0621)						
BLIND ADMIN PS	11.205	0768	841,054.00	815,558.33	---	25,495.67
BLIND ADMIN E&E	11.205	0770	210,637.00	152,358.33	---	58,278.67
BLIND PENSIONS	11.165	1407	21,950,589.00	20,684,439.00	---	1,266,150.00
SVS FOR VISUALLY IMPAIRED	11.210	5699	1,549,935.00	1,549,799.00	---	136.00
FAMILY SUPPORT ADMIN E&E	11.100	6278	62,417.00	---	---	62,417.00
<u>Children's Division</u>						
Health Initiatives Fund (0275)						
CHILD FIELD STAFF/OPS PS	11.245	6305	61,970.00	59,667.78	---	2,302.22
CHILD FIELD STAFF/OPS E&E	11.245	6306	28,749.00	27,882.57	---	866.43
Early Childhood Development, Education and Care Fund (0859)						
EARLY CHILDHOOD STARTUP	11.305	0730	4,136,278.00	3,622,721.07	---	513,556.93
CHILDHOOD DEVELOPMENT	11.305	0731	3,446,898.00	2,937,041.52	---	509,856.48
CHILDHOOD DEV CERTIF	11.305	0739	3,446,898.00	3,032,370.29	---	414,527.71
PURCHASE OF CHILD CARE	11.305	2273	1,548,152.00	1,507,969.27	---	40,182.73
ACCREDITED PROVIDERS	11.305	4628	3,446,898.00	3,044,563.95	---	402,334.05
CHILDREN'S ADMIN PS	11.240	6298	41,480.00	39,518.00	---	1,962.00
CHILDREN'S ADMIN E&E	11.240	6299	11,856.00	11,853.66	---	2.34
<u>Division of Youth Services</u>						
Health Initiatives Fund (0275)						
YOUTH TREATMENT PRGM PS	11.315	3608	114,906.00	110,686.56	---	4,219.44
YOUTH TREATMENT PRGM E&E	11.315	3609	10,135.00	9,825.91	---	309.09
Gaming Commission Fund (0286)						
JUVENILE COURT DIVERSION	11.320	0186	500,000.00	446,251.23	---	53,748.77

Social Services Educational Improvement
Fund (0620)

YOUTH TREATMENT PRGM PS	11.315	1748	2,482,861.00	2,482,806.51	---	54.49
YOUTH TREATMENT PRGM E&E	11.315	1749	2,982,477.00	2,981,574.46	---	902.54
Youth Services Products Fund (0764)						
YOUTH TREATMENT PRGM E&E	11.315	6870	25,000.00	---	---	25,000.00

Division of Medical Services

Nursing Facility Quality of Care Fund (0271)

MEDICAL SVS ADMIN PS	11.400	1753	72,973.00	72,704.62	---	268.38
MEDICAL SVS ADMIN E&E	11.400	1754	10,281.00	10,281.00	---	---

Health Initiatives Fund (0275)

MEDICAL SVS ADMIN E&E	11.400	0216	31,385.00	30,443.00	---	942.00
MEDICAL SVS ADMIN PS	11.400	1670	272,863.00	263,409.61	---	9,453.39
MANAGED CARE	11.475	1785	8,464,118.00	8,210,194.00	---	253,924.00
CHILDREN'S HLTH INS PRGM	11.505	2869	5,048,112.00	4,896,669.00	---	151,443.00
PHARMACY	11.435	3066	969,293.00	940,214.00	---	29,079.00
PHYSICIANS	11.450	3067	1,247,544.00	1,210,118.00	---	37,426.00
DENTAL	11.455	3070	71,162.00	69,027.00	---	2,135.00
HOME & COMM BASED SVS	11.465	3071	159,305.00	154,526.00	---	4,779.00
REHAB & SPECIALITY SVS	11.470	3072	194,881.00	189,035.00	---	5,846.00
HOSPITAL CARE	11.480	3073	2,797,179.00	2,713,264.00	---	83,915.00
STATE MEDICAL	11.555	3074	353,437.00	54,680.13	---	298,756.87

Healthy Families Trust Fund-Health Care

Treatment and Access Account Fund (0640)

DSS SAFETY NET	11.480	4079	30,365,444.00	30,365,444.00	---	---
PHARMACY	11.435	5506	1,041,034.00	1,041,034.00	---	---
PHYSICIANS	11.450	5507	1,041,034.00	1,041,034.00	---	---
DENTAL	11.455	5510	848,773.00	848,773.00	---	---
NURSING FACILITIES	11.465	5511	17,973.00	17,973.00	---	---
REHAB & SPECIALTY SVS	11.470	5512	831,745.00	831,745.00	---	---
MANAGED CARE	11.475	5513	4,447,110.00	4,447,110.00	---	---
HOSPITAL CARE	11.480	5515	2,365,987.00	2,365,987.00	---	---
HOSPITAL GME	11.480	5517	10,000,000.00	10,000,000.00	---	---

Premium Fund (0885)

CHILDREN'S HLTH INS PRGM	11.505	2872	1,000,000.00	442,573.00	---	557,427.00
MEDICAID SUPP POOL	11.560	6133	3,837,940.00	3,300,000.00	---	537,940.00

DEPARTMENT OF CORRECTIONS

Correctional Substance Abuse Earnings

Fund (0853)

REACT E&E	09.425	0175	264,600.00	9,634.75	---	254,965.25
-----------	--------	------	------------	----------	-----	------------

Subtotals

6,055,902,187.52	5,356,328,146.36	28,545,389.00	671,028,652.16
------------------	------------------	---------------	----------------

**STATE OF MISSOURI
SUMMARY OF APPROPRIATION ACTIVITY
SPECIAL REVENUE FUNDS
FOR THE APPROPRIATION YEAR 2005**

	H.B. No.	Appr. No.	Appropriations	Expenditures and Transfers Out	Reappropriations to 2006	Lapse of Appropriations
Appropriated Transfers Out To:						
State School Money Fund (0616)	02.300	T006	270,244,868.00	270,243,695.61	---	1,172.39
School District Bonds Fund (0248)	02.310	T009	450,000.00	353,927.00	---	96,073.00
Student Grant Fund (0839)	03.045	T013	50,000.00	---	---	50,000.00
General Revenue Fund (0101)	04.125	T271	2,500,000.00	2,500,000.00	---	---
General Revenue Fund (0101)	04.130	T272	247,000.00	246,787.01	---	212.99
General Revenue Fund (0101)	04.135	T273	247,000.00	246,805.84	---	194.16
General Revenue Fund (0101)	04.140	T274	108,000.00	---	---	108,000.00
General Revenue Fund (0101)	05.135	T283	1,558,092.00	1,316,651.00	---	241,441.00
General Revenue Fund (0101)	05.540	T285	1,051,918.00	918,127.51	---	133,790.49
State Legal Expense Fund (0692)	05.550	T288	130,000.00	28,594.52	---	101,405.48
State Legal Expense Fund (0692)	05.550	T289	600,000.00	439,583.01	---	160,416.99
State Legal Expense Fund (0692)	05.550	T290	2,073,838.00	2,073,820.28	---	17.72
Social Security Contributions Fund (0702)	05.425	T293	16,730,416.00	14,704,922.51	---	2,025,493.49
State Retirement Contributions Fund (0701)	05.435	T294	18,521,470.00	18,517,745.84	---	3,724.16
State Retirement Contributions Fund (0701)	05.445	T297	24,687,327.00	21,172,597.56	---	3,514,729.44
Missouri State Employees' Deferred Compensation Incentive Plan Administration Fund (0706)	05.470	T300	1,311,780.00	1,188,161.58	---	123,618.42
Missouri State Employees' Deferred Compensation Incentive Plan Administration Fund (0706)	05.480	T301	1,595,825.00	1,595,420.59	---	404.41
Missouri Consolidated Health Care Plan Benefit Fund (0765)	05.500	T304	27,628,298.00	24,328,965.65	---	3,299,332.35
Natural Resources Cost Allocation Fund (0500)	06.415	T316	478,762.00	453,167.00	---	25,595.00
Natural Resources Cost Allocation Fund (0500)	06.415	T317	15,457.00	14,625.00	---	832.00
Natural Resources Cost Allocation Fund (0500)	06.415	T319	238,414.00	225,973.00	---	12,441.00
Natural Resources Cost Allocation Fund (0500)	06.415	T323	10,308.00	9,753.00	---	555.00
Natural Resources Cost Allocation Fund (0500)	06.415	T324	1,055,313.00	998,711.00	---	56,602.00
Natural Resources Cost Allocation Fund (0500)	06.415	T325	77,384.00	---	---	77,384.00
Natural Resources Cost Allocation Fund (0500)	06.415	T326	49,710.00	47,030.00	---	2,680.00

Natural Resources Cost Allocation Fund (0500)	06.415	T328	30,960.00	29,292.00	---	1,668.00
Natural Resources Cost Allocation Fund (0500)	06.415	T329	1,139,871.00	1,079,240.00	---	60,631.00
Natural Resources Cost Allocation Fund (0500)	06.415	T330	4,059,440.00	3,799,466.00	---	259,974.00
Natural Resources Cost Allocation Fund (0500)	06.415	T331	605,135.00	572,477.00	---	32,658.00
Natural Resources Cost Allocation Fund (0500)	06.415	T332	53,620.00	50,658.00	---	2,962.00
Natural Resources Cost Allocation Fund (0500)	06.415	T333	139,073.00	132,773.00	---	6,300.00
Natural Resources Cost Allocation Fund (0500)	06.415	T334	341,897.00	327,377.00	---	14,520.00
Natural Resources Cost Allocation Fund (0500)	06.415	T336	411,755.00	389,658.00	---	22,097.00
Natural Resources Cost Allocation Fund (0500)	06.415	T337	440,608.00	416,874.00	---	23,734.00
Natural Resources Cost Allocation Fund (0500)	06.415	T338	1,198.00	1,134.00	---	64.00
Economic Development Administrative Fund (0547)	07.015	T346	159,347.00	134,545.38	---	24,801.62
Economic Development Administrative Fund (0547)	07.015	T349	189,161.00	189,160.20	---	0.80
Economic Development Administrative Fund (0547)	07.015	T350	39,830.00	39,776.07	---	53.93
Economic Development Administrative Fund (0547)	07.015	T351	413,844.00	411,240.72	---	2,603.28
Division of Finance Fund (0550)	07.150	T360	39,400.00	16,356.47	---	23,043.53
Division of Finance Fund (0550)	07.165	T361	150,000.00	132,442.83	---	17,557.17
Kids' Change Scholarship Fund (0878)	07.835	T365	50,000.00	50,000.00	---	---
Workers' Compensation Fund (0652)	07.865	T368	190.00	190.00	---	---
Professional Registration Fees Fund (0689)	07.285	T369	133,938.00	105,637.84	---	28,300.16
Professional Registration Fees Fund (0689)	07.285	T370	278,472.00	201,515.99	---	76,956.01
Professional Registration Fees Fund (0689)	07.285	T371	189,295.00	131,992.49	---	57,302.51
Professional Registration Fees Fund (0689)	07.285	T372	165,059.00	140,050.91	---	25,008.09
Professional Registration Fees Fund (0689)	07.285	T373	133,850.00	123,776.74	---	10,073.26
Professional Registration Fees Fund (0689)	07.285	T374	217,257.00	217,256.50	---	0.50
Professional Registration Fees Fund (0689)	07.285	T375	1,457,468.00	1,210,358.19	---	247,109.81
Professional Registration Fees Fund (0689)	07.285	T376	283,797.00	261,533.10	---	22,263.90
Professional Registration Fees Fund (0689)	07.285	T377	69,800.00	41,314.28	---	28,485.72
Professional Registration Fees Fund (0689)	07.285	T378	123,348.00	118,081.56	---	5,266.44
Professional Registration Fees Fund (0689)	07.285	T379	363,579.00	309,081.48	---	54,497.52
Professional Registration Fees Fund (0689)	07.285	T380	131,475.00	131,474.70	---	0.30

**STATE OF MISSOURI
SUMMARY OF APPROPRIATION ACTIVITY
SPECIAL REVENUE FUNDS
FOR THE APPROPRIATION YEAR 2005**

	H.B. No.	Appr. No.	Appropriations	Expenditures and Transfers Out	Reappropriations to 2006	Lapse of Appropriations
Professional Registration Fees Fund (0689)	07.285	T381	71,215.00	61,053.24	---	10,161.76
Professional Registration Fees Fund (0689)	07.285	T382	430,439.00	301,787.11	---	128,651.89
Professional Registration Fees Fund (0689)	07.285	T383	88,470.00	57,307.78	---	31,162.22
Professional Registration Fees Fund (0689)	07.285	T384	42,037.00	16,244.39	---	25,792.61
Professional Registration Fees Fund (0689)	07.285	T387	32,611.00	31,478.31	---	1,132.69
Professional Registration Fees Fund (0689)	07.285	T388	1,105,148.00	837,889.63	---	267,258.37
Professional Registration Fees Fund (0689)	07.285	T389	138,152.00	111,129.76	---	27,022.24
Professional Registration Fees Fund (0689)	07.285	T390	79,961.00	68,748.69	---	11,212.31
Professional Registration Fees Fund (0689)	07.285	T391	274,379.00	222,008.67	---	52,370.33
Professional Registration Fees Fund (0689)	07.285	T392	27,269.00	24,892.42	---	2,376.58
Professional Registration Fees Fund (0689)	07.285	T393	348,058.00	224,741.16	---	123,316.84
Professional Registration Fees Fund (0689)	07.285	T394	419,574.00	307,807.47	---	111,766.53
Professional Registration Fees Fund (0689)	07.285	T395	137,692.00	121,481.83	---	16,210.17
Professional Registration Fees Fund (0689)	07.285	T396	48,475.00	47,384.08	---	1,090.92
Professional Registration Fees Fund (0689)	07.285	T397	540,206.00	385,867.85	---	154,338.15
Professional Registration Fees Fund (0689)	07.285	T398	274,845.00	274,844.82	---	0.18
Missouri Real Estate Commission Fund (0638)	07.275	T399	15,000.00	---	---	15,000.00
Veterans' Commission Capital Improvement Trust Fund (0304)	08.285	T406	9,000,000.00	9,000,000.00	---	---
Missouri National Guard Trust Fund (0900)	08.290	T407	5,000,000.00	5,000,000.00	---	---
Missouri College Guarantee Fund (0858)	08.295	T408	5,000,000.00	5,000,000.00	---	---
Early Childhood Development, Education and Care Fund (0859)	08.300	T409	37,871,000.00	33,570,596.10	---	4,300,403.90
Health Access Incentive Fund (0276)	10.615	T411	3,241,003.00	3,143,773.00	---	97,230.00
Missouri Investment Trust Fund (9998)	12.190	T420	2,000,000.00	---	---	2,000,000.00
Missouri Investment Trust Fund (9998)	12.190	T421	375,000.00	---	---	375,000.00
Federal Student Loan Reserve Fund (0881)	03.125	T463	1,000,000.00	---	---	1,000,000.00
General Revenue Fund (0101)	05.105	T468	121,344.00	119,917.78	---	1,426.22
Labor and Industrial Relations Administrative Fund (0122)	07.805	T472	2,710,486.00	1,872,915.00	---	837,571.00
Labor and Industrial Relations Administrative Fund (0122)	07.805	T473	93,865.00	74,756.00	---	19,109.00
Professional Registration Fees Fund (0689)	07.285	T474	135,065.00	135,064.12	---	0.88
Natural Resources Cost Allocation Fund (0500)	06.415	T481	274,286.00	259,509.00	---	14,777.00
Economic Development Administrative Fund (0547)	07.015	T503	11,065.00	8,392.68	---	2,672.32

Labor and Industrial Relations Administrative Fund (0122)	07.805	T522	121,862.00	121,862.00	---	---
Guaranty Agency Operating Fund (0880)	03.110	T525	8,000,000.00	6,687,933.13	---	1,312,066.87
General Revenue Fund (0101)	04.150	T530	2,831.00	151.74	---	2,679.26
General Revenue Fund (0101)	04.150	T531	1,985.00	116.74	---	1,868.26
General Revenue Fund (0101)	04.150	T532	5,202.00	171.11	---	5,030.89
General Revenue Fund (0101)	04.150	T533	651.00	151.74	---	499.26
State Road Fund (0320)	04.160	T535	201,215,655.00	136,487,083.67	---	64,728,571.33
General Revenue Fund (0101)	05.315	T541	110,655.98	110,653.30	---	2.68
Attorney General Fund (0136)	05.315	T541	1,235.74	1,235.71	---	0.03
Public Safety Fund (0152)	05.315	T541	78.18	78.18	---	---
Federal Drug Seizure Fund (0194)	05.315	T541	3,299.54	3,299.46	---	0.08
Bingo Proceeds for Education Fund (0289)	05.315	T541	113.87	113.87	---	---
Water and Wastewater Loan Revolving Fund (0602)	05.315	T541	39,975.42	39,974.46	---	0.96
Workers' Compensation Fund (0652)	05.315	T541	21.44	21.44	---	---
Rural Water and Sewer Loan Revolving Fund (0755)	05.315	T541	15,420.83	15,420.46	---	0.37
General Revenue Fund (0101)	05.320	T542	291,578.69	291,575.68	---	3.01
Bingo Proceeds for Education Fund (0289)	05.320	T542	227.28	227.28	---	---
Legal Services for Low-Income People Fund (0735)	05.320	T542	3,169.03	3,169.00	---	0.03
General Revenue Fund (0101)	07.155	T543	500,000.00	499,218.09	---	781.91
General Revenue Fund (0101)	07.160	T544	8,135.00	8,134.24	---	0.76
State Road Fund (0320)	08.310	T549	1.00	---	---	1.00
Compulsive Gamblers Fund (0249)	08.305	T553	489,850.00	489,850.00	---	---
General Revenue Fund (0101)	05.325	T555	72,149,995.00	72,149,994.00	---	1.00
Healthy Families Trust Fund - Health Care Treatment and Access Account Fund (0640)	05.330	T556	53,512,835.00	53,512,835.00	---	---
Healthy Families Trust Fund - Tobacco Prevention, Education and Cessation Account Fund (0643)	05.335	T559	482,414.00	482,414.00	---	---
Healthy Families Trust Fund - Seniors Catastrophic Prescription Drug Account Fund (0665)	05.340	T560	16,856,817.00	16,856,817.00	---	---
Budget Reserve Fund (0100)	05.300	T567	82,100,680.00	7,100,680.00	---	75,000,000.00
Budget Reserve Fund (0100)	05.305	T568	43,236.00	43,234.30	---	1.70
Missouri Qualified Fuel Ethanol Producer Incentive Fund (0571)	06.010	T570	1,000,000.00	---	---	1,000,000.00
General Revenue Fund (0101)	07.280	T580	28,000.00	15,570.27	---	12,429.73
General Revenue Fund (0101)	07.280	T581	122,100.00	94,753.69	---	27,346.31
General Revenue Fund (0101)	07.280	T582	14,400.00	6,412.67	---	7,987.33
General Revenue Fund (0101)	07.280	T583	14,050.00	6,040.36	---	8,009.64
General Revenue Fund (0101)	07.280	T584	8,000.00	569.50	---	7,430.50
General Revenue Fund (0101)	07.280	T585	16,584.00	16,583.51	---	0.49
General Revenue Fund (0101)	07.280	T586	77,200.00	50,425.54	---	26,774.46
General Revenue Fund (0101)	07.280	T587	15,000.00	4,864.15	---	10,135.85

**STATE OF MISSOURI
SUMMARY OF APPROPRIATION ACTIVITY
SPECIAL REVENUE FUNDS
FOR THE APPROPRIATION YEAR 2005**

	H.B. No.	Appr. No.	Appropriations	Expenditures and Transfers Out	Reappropriations to 2006	Lapse of Appropriations
General Revenue Fund (0101)	07.280	T588	31,200.00	27,541.08	---	3,658.92
General Revenue Fund (0101)	07.280	T589	1,600.00	1,241.76	---	358.24
General Revenue Fund (0101)	07.280	T590	85,000.00	63,020.14	---	21,979.86
General Revenue Fund (0101)	07.280	T591	9,100.00	316.53	---	8,783.47
General Revenue Fund (0101)	07.280	T592	7,200.00	4,512.87	---	2,687.13
General Revenue Fund (0101)	07.280	T593	190,000.00	148,051.03	---	41,948.97
General Revenue Fund (0101)	07.280	T594	7,700.00	5,411.35	---	2,288.65
General Revenue Fund (0101)	07.280	T595	1,200.00	---	---	1,200.00
General Revenue Fund (0101)	07.280	T597	2,200.00	140.00	---	2,060.00
General Revenue Fund (0101)	07.280	T598	180,100.00	166,875.12	---	13,224.88
General Revenue Fund (0101)	07.280	T599	8,961.00	2,261.23	---	6,699.77
General Revenue Fund (0101)	07.280	T600	13,408.00	6,971.74	---	6,436.26
General Revenue Fund (0101)	07.280	T601	119,000.00	51,813.66	---	67,186.34
General Revenue Fund (0101)	07.280	T602	7,700.00	1,442.63	---	6,257.37
General Revenue Fund (0101)	07.280	T603	30,600.00	27,381.99	---	3,218.01
General Revenue Fund (0101)	07.280	T604	77,100.00	74,812.36	---	2,287.64
General Revenue Fund (0101)	07.280	T605	8,050.00	7,583.97	---	466.03
General Revenue Fund (0101)	07.280	T606	7,800.00	3,591.33	---	4,208.67
General Revenue Fund (0101)	07.280	T607	150,000.00	98,004.57	---	51,995.43
General Revenue Fund (0101)	07.280	T608	22,200.00	8,742.32	---	13,457.68
General Revenue Fund (0101)	07.280	T609	5,047.00	687.84	---	4,359.16
General Revenue Fund (0101)	07.280	T612	3,000.00	182.61	---	2,817.39
General Revenue Fund (0101)	07.280	T613	9,125.00	9,072.90	---	52.10
Professional Registration Fees Fund (0689)	07.285	T614	11,598.00	11,596.82	---	1.18
Professional Registration Fees Fund (0689)	07.285	T615	266,330.00	266,329.99	---	0.01
Missouri Senior RX Fund (0734)	10.710	T631	16,856,817.00	16,856,817.00	---	---
State Highways and Transportation Department Fund (0644)	04.165	T632	560,546,903.00	560,178,000.94	---	368,902.06
Missouri College Guarantee Fund (0858)	03.055	T641	2,750,000.00	2,750,000.00	---	---
General Revenue Fund (0101)	05.345	T654	4,387.00	4,379.00	---	8.00
General Revenue Fund (0101)	05.345	T655	18.00	18.00	---	---
General Revenue Fund (0101)	05.345	T664	1,763.00	1,692.00	---	71.00
General Revenue Fund (0101)	05.345	T665	840.00	818.00	---	22.00
General Revenue Fund (0101)	05.345	T666	2,585.00	2,585.00	---	---
General Revenue Fund (0101)	05.345	T668	13.00	13.00	---	---
General Revenue Fund (0101)	05.345	T669	80,826.00	78,963.00	---	1,863.00
General Revenue Fund (0101)	05.345	T670	41.00	41.00	---	---

General Revenue Fund (0101)	05.345	T671	549.00	534.00	---	15.00
General Revenue Fund (0101)	05.345	T672	2,906.00	2,831.00	---	75.00
General Revenue Fund (0101)	05.345	T673	3,846.00	3,752.00	---	94.00
General Revenue Fund (0101)	05.345	T674	8,493.00	8,414.00	---	79.00
General Revenue Fund (0101)	05.345	T675	1,004.00	975.00	---	29.00
General Revenue Fund (0101)	05.345	T676	1,314.00	1,287.00	---	27.00
General Revenue Fund (0101)	05.345	T678	33,270.00	32,558.00	---	712.00
General Revenue Fund (0101)	05.345	T679	20,141.00	19,585.00	---	556.00
General Revenue Fund (0101)	05.345	T680	4,361.00	4,251.00	---	110.00
General Revenue Fund (0101)	05.345	T681	67,229.00	65,904.00	---	1,325.00
General Revenue Fund (0101)	05.345	T682	29,305.00	28,946.00	---	359.00
General Revenue Fund (0101)	05.345	T683	720.00	---	---	720.00
General Revenue Fund (0101)	05.345	T684	144,180.00	144,179.00	---	1.00
General Revenue Fund (0101)	05.345	T685	321,079.00	310,817.00	---	10,262.00
General Revenue Fund (0101)	05.345	T686	35,960.00	35,910.00	---	50.00
General Revenue Fund (0101)	05.345	T687	1.00	1.00	---	---
General Revenue Fund (0101)	05.345	T688	1,636.00	1,620.00	---	16.00
General Revenue Fund (0101)	05.345	T689	13,643.00	13,582.00	---	61.00
General Revenue Fund (0101)	05.345	T690	18,662.00	18,258.00	---	404.00
General Revenue Fund (0101)	05.345	T691	3,868.00	3,756.00	---	112.00
General Revenue Fund (0101)	05.345	T692	758,821.00	740,260.00	---	18,561.00
General Revenue Fund (0101)	05.345	T693	30,409.00	29,792.00	---	617.00
General Revenue Fund (0101)	05.345	T694	7,056.00	6,684.00	---	372.00
General Revenue Fund (0101)	05.345	T695	5,153.00	5,052.00	---	101.00
General Revenue Fund (0101)	05.345	T696	909.00	879.00	---	30.00
General Revenue Fund (0101)	05.345	T697	5,120.00	5,004.00	---	116.00
General Revenue Fund (0101)	05.345	T698	840.00	826.00	---	14.00
General Revenue Fund (0101)	05.345	T699	29,516.00	29,068.00	---	448.00
General Revenue Fund (0101)	05.345	T700	30,702.00	29,954.00	---	748.00
General Revenue Fund (0101)	05.345	T701	181.00	173.00	---	8.00
General Revenue Fund (0101)	05.345	T703	1,188.00	1,157.00	---	31.00
General Revenue Fund (0101)	05.345	T723	874.00	843.00	---	31.00
General Revenue Fund (0101)	05.345	T725	14,810.00	14,510.00	---	300.00
General Revenue Fund (0101)	05.345	T726	424.00	415.00	---	9.00
General Revenue Fund (0101)	05.345	T727	93,311.00	91,326.00	---	1,985.00
General Revenue Fund (0101)	05.345	T728	113,873.00	111,396.00	---	2,477.00
General Revenue Fund (0101)	05.345	T729	790.00	773.00	---	17.00
General Revenue Fund (0101)	05.345	T730	67,790.00	66,741.00	---	1,049.00
General Revenue Fund (0101)	05.345	T731	3,821.00	3,753.00	---	68.00
General Revenue Fund (0101)	05.345	T732	1,762.00	1,718.00	---	44.00
General Revenue Fund (0101)	05.345	T733	9,008.00	8,770.00	---	238.00
General Revenue Fund (0101)	05.345	T734	130,458.00	127,276.00	---	3,182.00
General Revenue Fund (0101)	05.345	T735	373.00	365.00	---	8.00
General Revenue Fund (0101)	05.345	T736	9,866.00	---	---	9,866.00
General Revenue Fund (0101)	05.345	T737	69,096.00	65,703.00	---	3,393.00
General Revenue Fund (0101)	05.345	T738	26,966.00	26,966.00	---	---

**STATE OF MISSOURI
SUMMARY OF APPROPRIATION ACTIVITY
SPECIAL REVENUE FUNDS
FOR THE APPROPRIATION YEAR 2005**

	H.B. No.	Appr. No.	Appropriations	Expenditures and Transfers Out	Reappropriations to 2006	Lapse of Appropriations
General Revenue Fund (0101)	05.345	T739	282.00	276.00	---	6.00
General Revenue Fund (0101)	05.345	T740	3,221.00	3,139.00	---	82.00
General Revenue Fund (0101)	05.345	T741	1,467.00	1,440.00	---	27.00
General Revenue Fund (0101)	05.345	T743	24,873.00	24,242.00	---	631.00
General Revenue Fund (0101)	05.345	T744	1,393.00	1,388.00	---	5.00
General Revenue Fund (0101)	05.345	T745	1,984.00	1,971.00	---	13.00
General Revenue Fund (0101)	05.345	T746	185.00	181.00	---	4.00
General Revenue Fund (0101)	05.345	T747	6,188.00	6,056.00	---	132.00
General Revenue Fund (0101)	05.345	T748	4,809.00	4,726.00	---	83.00
General Revenue Fund (0101)	05.345	T750	1,851.00	1,839.00	---	12.00
General Revenue Fund (0101)	05.345	T751	9,897.00	9,673.00	---	224.00
General Revenue Fund (0101)	05.345	T752	6,211.00	5,914.00	---	297.00
General Revenue Fund (0101)	05.345	T753	60.00	57.00	---	3.00
General Revenue Fund (0101)	05.345	T754	4,087.00	4,010.00	---	77.00
General Revenue Fund (0101)	05.345	T755	45,178.00	44,230.00	---	948.00
General Revenue Fund (0101)	05.345	T756	118,703.00	115,936.00	---	2,767.00
General Revenue Fund (0101)	05.345	T757	562.00	562.00	---	---
General Revenue Fund (0101)	05.345	T758	490.00	487.00	---	3.00
General Revenue Fund (0101)	05.345	T759	59,580.00	59,574.00	---	6.00
General Revenue Fund (0101)	05.345	T760	7.00	7.00	---	---
General Revenue Fund (0101)	05.345	T762	12.00	11.00	---	1.00
General Revenue Fund (0101)	05.345	T763	222,619.00	217,449.00	---	5,170.00
General Revenue Fund (0101)	05.345	T764	149.00	148.00	---	1.00
General Revenue Fund (0101)	05.345	T766	58,945.00	58,391.00	---	554.00
General Revenue Fund (0101)	05.345	T767	31,642.00	31,642.00	---	---
General Revenue Fund (0101)	05.345	T768	2.00	2.00	---	---
General Revenue Fund (0101)	05.345	T769	2,324,361.00	2,324,361.00	---	---
General Revenue Fund (0101)	05.345	T770	8,204.00	7,956.00	---	248.00
General Revenue Fund (0101)	05.345	T771	1,437.00	1,422.00	---	15.00
General Revenue Fund (0101)	05.345	T772	271.00	269.00	---	2.00
General Revenue Fund (0101)	05.345	T773	4,817.00	4,631.00	---	186.00
General Revenue Fund (0101)	05.345	T774	24,834.00	24,267.00	---	567.00
General Revenue Fund (0101)	05.345	T775	11,935.00	11,841.00	---	94.00
General Revenue Fund (0101)	05.345	T776	4,165.00	4,115.00	---	50.00
General Revenue Fund (0101)	05.345	T777	24,083.00	23,877.00	---	206.00
General Revenue Fund (0101)	05.345	T778	49,873.00	48,145.00	---	1,728.00
General Revenue Fund (0101)	05.345	T779	2,371.00	2,291.00	---	80.00

General Revenue Fund (0101)	05.345	T780	18,163.00	17,673.00	---	490.00
General Revenue Fund (0101)	05.345	T781	24,582.00	23,841.00	---	741.00
General Revenue Fund (0101)	05.345	T782	4,188.00	4,088.00	---	100.00
General Revenue Fund (0101)	05.345	T783	18,543.00	18,121.00	---	422.00
General Revenue Fund (0101)	05.345	T784	8,974.00	8,783.00	---	191.00
General Revenue Fund (0101)	05.345	T785	22,498.00	21,995.00	---	503.00
General Revenue Fund (0101)	05.345	T786	4,831.00	4,765.00	---	66.00
General Revenue Fund (0101)	05.345	T787	76.00	74.00	---	2.00
General Revenue Fund (0101)	05.345	T788	242,420.00	236,605.00	---	5,815.00
General Revenue Fund (0101)	05.345	T789	629,664.00	629,664.00	---	---
General Revenue Fund (0101)	05.345	T790	21,731.00	21,343.00	---	388.00
General Revenue Fund (0101)	05.345	T791	8,761.00	8,594.00	---	167.00
General Revenue Fund (0101)	05.345	T792	7,975.00	7,806.00	---	169.00
General Revenue Fund (0101)	05.345	T793	19,732.00	19,043.00	---	689.00
General Revenue Fund (0101)	05.345	T796	97,423.00	95,320.00	---	2,103.00
General Revenue Fund (0101)	05.345	T797	25,742.00	25,113.00	---	629.00
General Revenue Fund (0101)	05.345	T798	10,139.00	8,636.67	---	1,502.33
General Revenue Fund (0101)	05.345	T799	16,716.00	16,372.00	---	344.00
General Revenue Fund (0101)	05.345	T800	57,046.00	56,025.00	---	1,021.00
General Revenue Fund (0101)	05.345	T801	5,491.00	5,358.00	---	133.00
General Revenue Fund (0101)	05.345	T802	3,441.00	3,380.00	---	61.00
General Revenue Fund (0101)	05.345	T803	36,390.00	35,552.00	---	838.00
General Revenue Fund (0101)	05.345	T804	11,758.00	11,354.00	---	404.00
General Revenue Fund (0101)	05.345	T805	16,010.00	15,507.00	---	503.00
General Revenue Fund (0101)	05.345	T806	42,194.00	41,234.00	---	960.00
General Revenue Fund (0101)	05.345	T807	2,995.00	2,904.00	---	91.00
General Revenue Fund (0101)	05.345	T808	103,902.00	101,649.00	---	2,253.00
General Revenue Fund (0101)	05.345	T809	12,564.00	12,207.00	---	357.00
General Revenue Fund (0101)	05.345	T810	1,501.00	1,467.00	---	34.00
General Revenue Fund (0101)	05.345	T813	31,907.00	31,013.00	---	894.00
General Revenue Fund (0101)	05.345	T814	521.00	507.00	---	14.00
General Revenue Fund (0101)	05.345	T816	1,820.00	1,784.00	---	36.00
General Revenue Fund (0101)	05.345	T817	40,610.00	39,822.00	---	788.00
General Revenue Fund (0101)	05.345	T818	65,488.00	63,948.00	---	1,540.00
General Revenue Fund (0101)	05.345	T819	325.00	317.00	---	8.00
General Revenue Fund (0101)	05.345	T823	396.00	386.00	---	10.00
General Revenue Fund (0101)	05.345	T824	1,132.00	1,083.00	---	49.00
General Revenue Fund (0101)	05.345	T825	4,335.00	4,253.00	---	82.00
General Revenue Fund (0101)	05.345	T826	855.00	832.00	---	23.00
General Revenue Fund (0101)	05.345	T827	745.00	718.00	---	27.00
General Revenue Fund (0101)	05.345	T828	3,237.00	3,158.00	---	79.00
General Revenue Fund (0101)	05.345	T829	23,312.00	23,128.00	---	184.00
General Revenue Fund (0101)	05.345	T830	325.00	321.00	---	4.00
General Revenue Fund (0101)	05.345	T831	1,892.00	1,835.00	---	57.00
General Revenue Fund (0101)	05.345	T832	164.00	155.00	---	9.00
General Revenue Fund (0101)	05.345	T833	58.00	55.00	---	3.00

**STATE OF MISSOURI
SUMMARY OF APPROPRIATION ACTIVITY
SPECIAL REVENUE FUNDS
FOR THE APPROPRIATION YEAR 2005**

	H.B. No.	Appr. No.	Appropriations	Expenditures and Transfers Out	Reappropriations to 2006	Lapse of Appropriations
General Revenue Fund (0101)	05.345	T834	1.00	---	---	1.00
General Revenue Fund (0101)	05.345	T835	153,473.00	153,325.00	---	148.00
General Revenue Fund (0101)	05.345	T836	138,647.00	138,574.00	---	73.00
General Revenue Fund (0101)	05.345	T837	7,731.00	7,517.00	---	214.00
General Revenue Fund (0101)	05.345	T838	18,649.00	18,448.00	---	201.00
General Revenue Fund (0101)	05.345	T839	1,317.00	1,291.00	---	26.00
General Revenue Fund (0101)	05.345	T840	2,683.00	2,604.00	---	79.00
General Revenue Fund (0101)	05.345	T841	20,123.00	20,123.00	---	---
General Revenue Fund (0101)	05.345	T842	6,794.00	6,794.00	---	---
General Revenue Fund (0101)	05.345	T844	3,629.00	3,557.00	---	72.00
General Revenue Fund (0101)	05.345	T845	592.00	561.00	---	31.00
General Revenue Fund (0101)	05.345	T846	368.00	360.00	---	8.00
General Revenue Fund (0101)	05.345	T847	6,865.00	6,806.00	---	59.00
General Revenue Fund (0101)	05.345	T848	699.00	695.00	---	4.00
General Revenue Fund (0101)	05.345	T849	74,761.00	74,680.00	---	81.00
General Revenue Fund (0101)	05.345	T850	489,912.00	489,655.00	---	257.00
General Revenue Fund (0101)	05.345	T854	121.00	115.00	---	6.00
General Revenue Fund (0101)	05.345	T855	24.00	23.00	---	1.00
General Revenue Fund (0101)	05.345	T856	2,594.00	2,502.00	---	92.00
General Revenue Fund (0101)	05.345	T857	46,895.00	45,838.00	---	1,057.00
General Revenue Fund (0101)	05.345	T859	7.00	---	---	7.00
General Revenue Fund (0101)	05.345	T861	2,609.00	---	---	2,609.00
General Revenue Fund (0101)	05.345	T862	79.00	75.00	---	4.00
General Revenue Fund (0101)	05.345	T863	1,049.00	996.00	---	53.00
General Revenue Fund (0101)	05.345	T864	4,560.00	4,338.00	---	222.00
General Revenue Fund (0101)	05.345	T865	34,655.00	34,577.00	---	78.00
General Revenue Fund (0101)	05.345	T866	2,896.00	2,834.00	---	62.00
General Revenue Fund (0101)	05.345	T868	5,784.00	5,664.00	---	120.00
General Revenue Fund (0101)	05.345	T870	2,404.00	2,359.00	---	45.00
General Revenue Fund (0101)	05.345	T871	41.00	40.00	---	1.00
General Revenue Fund (0101)	05.345	T872	123,710.00	120,850.00	---	2,860.00
General Revenue Fund (0101)	05.345	T873	86.00	83.00	---	3.00
General Revenue Fund (0101)	05.345	T875	32,168.00	31,480.00	---	688.00
General Revenue Fund (0101)	05.345	T876	1,591.00	1,569.00	---	22.00
General Revenue Fund (0101)	05.345	T877	39.00	38.00	---	1.00
General Revenue Fund (0101)	05.345	T878	79,604.00	78,381.00	---	1,223.00
Water Pollution Control Bond and Interest - Series A 2002 Fund (0231)	01.030	T883	996,472.00	980,106.44	---	16,365.56

Social Security Contributions Fund (0702)	05.430	T900	5,671,000.00	5,318,351.05	---	352,648.95
Missouri State Employees' Deferred Compensation Incentive Plan Administration Fund (0706)	05.475	T901	557,000.00	456,841.95	---	100,158.05
Professional Registration Fees Fund (0689)	07.290	T903	1.00	---	---	1.00
Natural Resources Cost Allocation Fund (0500)	06.415	T904	47,583.00	45,086.00	---	2,497.00
Railroad Expense Fund (0659)	04.315	T907	100,000.00	---	---	100,000.00
State Retirement Contributions Fund (0701)	05.450	T910	223,200.00	222,574.55	---	625.45
Missouri Consolidated Health Care Plan Benefit Fund (0765)	05.505	T911	335,505.00	335,502.89	---	2.11
General Revenue Fund (0101)	05.345	T913	3,252.00	3,078.00	---	174.00
General Revenue Fund (0101)	05.345	T914	1,039.00	1,010.00	---	29.00
General Revenue Fund (0101)	05.345	T915	475,028.00	475,028.00	---	---
General Revenue Fund (0101)	05.345	T918	3,999.00	3,999.00	---	---
General Revenue Fund (0101)	05.345	T919	12.00	11.00	---	1.00
General Revenue Fund (0101)	05.345	T920	527,638.00	1,945.00	---	525,693.00
General Revenue Fund (0101)	05.345	T921	129,427.00	128,599.00	---	828.00
General Revenue Fund (0101)	05.345	T922	8,859.00	1,858.00	---	7,001.00
General Revenue Fund (0101)	05.345	T925	674.00	660.00	---	14.00
General Revenue Fund (0101)	05.345	T926	172.00	164.00	---	8.00
General Revenue Fund (0101)	05.345	T927	33,192.00	---	---	33,192.00
Office of Administration Revolving Administrative Trust Fund (0505)	18.175	T953	529,325.00	307,653.00	---	221,672.00
Treasurer's Information Fund (0255)	05.320	T954	148,305.00	148,301.00	---	4.00
General Revenue Fund (0101)	07.075	T956	1.00	---	---	1.00
General Revenue Fund (0101)	07.075	T957	1.00	---	---	1.00
State School Money Fund (0616)	02.315	T961	2,230,000.00	1,305,448.15	---	924,551.85
General Revenue Fund (0101)	05.345	T962	19.00	18.00	---	1.00
General Revenue Fund (0101)	05.345	T963	14,135.00	14,135.00	---	---
General Revenue Fund (0101)	05.345	T964	662.00	648.00	---	14.00
General Revenue Fund (0101)	05.345	T965	2,641.00	2,500.00	---	141.00
General Revenue Fund (0101)	05.345	T966	1,932.00	1,829.00	---	103.00
General Revenue Fund (0101)	05.345	T967	316.00	299.00	---	17.00
General Revenue Fund (0101)	05.345	T969	678.00	642.00	---	36.00
General Revenue Fund (0101)	05.345	T970	36.00	34.00	---	2.00
General Revenue Fund (0101)	05.345	T971	23.00	22.00	---	1.00
General Revenue Fund (0101)	05.345	T972	18.00	17.00	---	1.00
General Revenue Fund (0101)	04.150	T977	250.00	---	---	250.00
General Revenue Fund (0101)	14.060	T999	1.00	---	---	1.00
Subtotals			<u>1,493,281,323.00</u>	<u>1,327,385,929.62</u>	<u>---</u>	<u>165,895,393.38</u>
Totals			<u>\$ 7,549,183,510.52</u>	<u>\$ 6,683,714,075.98</u>	<u>\$ 28,545,389.00</u>	<u>\$ 836,924,045.54</u>

**STATE OF MISSOURI
SUMMARY OF APPROPRIATION ACTIVITY
DEBT SERVICE FUNDS
FOR THE APPROPRIATION YEAR 2005**

	H.B. No.	Appr. No.	Appropriations	Expenditures and Transfers Out	Reappropriations to 2006	Lapse of Appropriations
<u>OFFICE OF ADMINISTRATION</u>						
<u>Board of Fund Commissioners</u>						
Water Pollution Control Bond and Interest - Series B 2002 Fund (0200) STATE WPC BONDS	01.035	6162	\$ 12,536,019.00	\$ 12,536,018.76	\$ ---	\$ 0.24
Third State Building Bond Interest and Sinking - Series A 2002 Fund (0201) 3RD STATE BLDG BONDS	01.055	6163	34,509,750.00	34,509,750.00	---	---
Fourth State Building Bond and Interest - Series A 2002 Fund (0202) 4TH STATE BUILDING BONDS	01.020	6164	7,269,432.00	7,269,431.26	---	0.74
Water Pollution Control Bond and Interest - Series A 2003 Fund (0203) STATE WPC BONDS	01.035	6903	5,944,000.00	5,944,000.00	---	---
Third State Building Bond, Interest and Sinking - Series A 2003 Fund (0204) 3RD STATE BLDG BONDS	01.055	6902	12,023,163.00	12,023,162.50	---	0.50
Water Pollution Control Bond and Interest - Series A 2002 Fund (0231) STATE WPC BONDS	01.035	5198	1,975,294.00	1,975,293.76	---	0.24
Water Pollution Control Bond and Interest - Series A 1995 Fund (0235) STATE WPC BONDS	01.035	0121	1,016,500.00	1,016,500.00	---	---
Water Pollution Control Bond and Interest - Series A 1996 Fund (0236) STATE WPC BONDS	01.035	2465	1,167,513.00	1,167,512.50	---	0.50
Water Pollution Control Bond and Interest - Series A 1998 Fund (0237) STATE WPC BONDS	01.035	3501	2,429,144.00	2,429,143.76	---	0.24
Water Pollution Control Bond and Interest - Series A 1999 Fund (0238) STATE WPC BONDS	01.035	1931	1,472,302.00	1,472,301.26	---	0.74
Stormwater Control Bond and Interest - Series A 2002 Fund (0239) STORMWATER CNTRL BONDS	01.045	5199	990,213.00	990,212.50	---	0.50
Fourth State Building Bond and Interest - Series A 1995 Fund (0240) 4TH STATE BUILDING BONDS	01.020	0104	2,535,900.00	2,535,900.00	---	---

Fourth State Building Bond and Interest - Series A 1996 Fund (0241)	01.020	3351	4,175,625.00	4,175,625.00	---	---
4TH STATE BUILDING BONDS						
Fourth State Building Bond and Interest - Series A 1998 Fund (0242)	01.020	3500	3,472,413.00	3,472,412.50	---	0.50
4TH STATE BUILDING BONDS						
Stormwater Control Bond and Interest - Series A 1999 Fund (0243)	01.045	0007	1,472,302.00	1,472,301.26	---	0.74
STORMWATER CNTRL BONDS						
Water Pollution Control Bond and Interest - Series A 2001 Fund (0244)	01.035	3018	1,439,563.00	1,439,562.50	---	0.50
STATE WPC BONDS						
Stormwater Control Bond and Interest - Series A 2001 Fund (0245)	01.045	3019	719,620.00	719,620.00	---	---
STORMWATER CNTRL BONDS						
Subtotals			<u>95,148,753.00</u>	<u>95,148,747.56</u>	<u>---</u>	<u>5.44</u>
Appropriated Transfers Out To:						
Water Pollution Control Bond and Interest - Series B 2002 Fund (0200)	05.320	T542	33,100.00	33,098.72	---	1.28
Fourth State Building Bond and Interest - Series A 2002 Fund (0202)	05.320	T542	82,602.00	82,600.34	---	1.66
Subtotals			<u>115,702.00</u>	<u>115,699.06</u>	<u>---</u>	<u>2.94</u>
Totals			<u>\$ 95,264,455.00</u>	<u>\$ 95,264,446.62</u>	<u>\$ ---</u>	<u>\$ 8.38</u>

**STATE OF MISSOURI
SUMMARY OF APPROPRIATION ACTIVITY
CAPITAL PROJECTS FUNDS
FOR THE APPROPRIATION YEAR 2005**

	<u>H.B. No.</u>	<u>Appr. No.</u>	<u>Appropriations</u>	<u>Expenditures and Transfers Out</u>	<u>Reappropriations to 2006</u>	<u>Lapse of Appropriations</u>
<u>OFFICE OF ADMINISTRATION</u>						
BPB-Series A 2003 Bond Proceeds-Projects Fund (0309)						
STATEWIDE M&R	18.027	6758	\$ 298,828.00	\$ ---	\$ 298,828.00	\$ ---
<u>Division of Accounting</u>						
Veterans' Commission Capital Improvement Trust Fund (0304)						
UNEMPLOYMENT BENEFITS	05.490	6893	10,000.00	5,102.35	---	4,897.65
<u>Division of Design and Construction</u>						
BPB-Series A 2003 Bond Proceeds-Projects Fund (0309)						
MSP REDEVELOP COMM	19.010	6402	268,754.70	250,258.70	18,496.00	---
<u>DEPARTMENT OF AGRICULTURE</u>						
BPB-Series A 2003 Bond Proceeds-Projects Fund (0309)						
STATEWIDE M&R	18.027	6758	168,954.51	71,329.12	97,625.00	0.39
<u>DEPARTMENT OF ECONOMIC DEVELOPMENT</u>						
BPB-Series A 2003 Bond Proceeds-Projects Fund (0309)						
STATEWIDE M&R	18.027	6758	14,120.00	---	14,120.00	---
<u>DEPARTMENT OF ELEMENTARY AND SECONDARY EDUCATION</u>						
BPB-Series A 2003 Bond Proceeds-Projects Fund (0309)						
STATEWIDE M&R	18.027	6758	518,147.64	503,050.41	15,097.00	0.23

DEPARTMENT OF HIGHER EDUCATION

State Colleges and Universities

BPB-Series A 2003 Bond Proceeds-Projects
Fund (0309)

UMKC LIFE SCIENCES BLDG	19.105	6661	29,254,049.22	2,778,721.15	26,475,328.00	0.07
-------------------------	--------	------	---------------	--------------	---------------	------

**DEPARTMENT OF HEALTH AND
SENIOR SERVICES**

BPB-Series A 2003 Bond Proceeds-Projects
Fund (0309)

STATE HEALTH LAB	20.285	6790	29,197,564.13	10,804,753.90	15,921,919.00	2,470,891.23
------------------	--------	------	---------------	---------------	---------------	--------------

DEPARTMENT OF TRANSPORTATION

State Road Fund (0320)

SERVICE OPERATIONS E&E	04.225	0118	91,246,533.00	84,537,248.00	---	6,709,285.00
TRANSPORTATION ENHANCEMNT	04.210	1819	31,000,000.00	30,373,045.48	---	626,954.52
BOND PRINCIPAL & INTEREST	04.205	3550	76,285,470.00	76,285,469.71	---	0.29
MAINTENANCE E&E	04.215	4399	174,473,734.00	173,657,423.91	---	816,310.09
CONSTRUCTION E&E	04.205	4402	32,327,531.00	24,228,572.27	---	8,098,958.73
CONSTRUCTION	04.205	4403	913,158,744.00	911,103,025.68	---	2,055,718.32
MOTORIST ASSISTANCE E&E	04.220	6649	317,129.00	317,128.82	---	0.18
MOTOR CARRIER SRVC E&E	04.216	7049	63,344.00	---	---	63,344.00
MULTIMODAL OPS ADMIN E&E	04.235	8904	15,000.00	5,172.55	---	9,827.45

State Road Fund - Series A 2003 Fund (0324)

CONSTRUCTION	04.205	6171	1.00	---	---	1.00
--------------	--------	------	------	-----	-----	------

DEPARTMENT OF MENTAL HEALTH

BPB-Series A 2003 Bond Proceeds-Projects
Fund (0309)

STATEWIDE M&R	18.027	6758	6,252,188.38	1,439,032.96	4,813,155.00	0.42
---------------	--------	------	--------------	--------------	--------------	------

DEPARTMENT OF NATURAL RESOURCES

Water Pollution Control - Series A 1998 - 37C
Fund (0355)

WASTEWATER FACILITY GRANT	06.335	1443	157,889.00	156,264.38	---	1,624.62
---------------------------	--------	------	------------	------------	-----	----------

Water Pollution Control - Series A 2001 - 37G
Fund (0386)

RURAL WATER&SEWER GRANTS	06.335	6223	450,000.00	425,405.40	---	24,594.60
--------------------------	--------	------	------------	------------	-----	-----------

Stormwater Control - Series A 2001 - 37H
Fund (0387)

STORMWATER GRANTS	06.335	7341	10,300,000.00	1,758,347.04	---	8,541,652.96
-------------------	--------	------	---------------	--------------	-----	--------------

**STATE OF MISSOURI
SUMMARY OF APPROPRIATION ACTIVITY
CAPITAL PROJECTS FUNDS
FOR THE APPROPRIATION YEAR 2005**

	H.B. No.	Appr. No.	Appropriations	Expenditures and Transfers Out	Reappropriations to 2006	Lapse of Appropriations
<u>Water Protection and Soil Conservation</u>						
Water Pollution Control - Series 2002 - 37G Fund (0301)						
RURAL WATER&SEWER GRANTS	06.335	6136	16,359,825.00	7,355,629.00	---	9,004,196.00
Stormwater - Series A 2002 - 37H Fund (0302)						
STORMWATER GRANTS	06.335	6137	11,950,458.00	4,490,822.80	---	7,459,635.20
Water Pollution Control - Series A 1998 - 37C Fund (0355)						
CONST GRNTS WASTETRMT FAC	17.105	2986	131,782.00	---	---	131,782.00
CONST GRNTS WASTETRMT FAC	17.110	2987	713.00	---	---	713.00
CONST GRNTS WASTETRMT FAC	17.115	2988	484,674.00	---	---	484,674.00
CONST GRNTS WASTETRMT FAC	17.120	4277	493,070.00	---	---	493,070.00
Stormwater Control - Series A 1999 - 37H Fund (0383)						
STORMWATER GRANTS	17.210	2558	0.38	---	---	0.38
STORMWATER GRANTS	17.215	3281	0.43	---	---	0.43
Water Pollution Control - Series A 2001 - 37E Fund (0385)						
WASTEWATER FACILITY GRANT	06.335	6134	2,842,111.00	1,722,636.98	---	1,119,474.02
RURAL WATER&SEWER GRANTS	06.335	6135	3,660,000.00	141,750.00	---	3,518,250.00
STORMWATER CONTROL GRANTS	17.220	6216	430,021.00	430,021.00	---	---
STORMWATER CONTROL GRANTS	17.225	6217	321,979.00	214,315.00	---	107,664.00
STORMWATER GRANTS	17.210	6219	491,249.00	---	---	491,249.00
STORMWATER CONTROL GRANTS	17.230	6220	400,419.29	---	---	400,419.29
WASTEWATER FACILITY GRANT	17.095	6387	744,163.28	---	---	744,163.28
WASTEWATER FACILITY GRANT	17.100	6388	2,930,134.00	---	---	2,930,134.00
WASTEWATER FACILITY GRANT	17.260	6389	2,211,714.00	---	---	2,211,714.00
WASTEWATER FACILITY GRANT	17.305	6390	3,000,000.00	---	---	3,000,000.00
Water Pollution Control - Series A 2001 - 37G Fund (0386)						
RURAL WATER&SEWER GRANTS	17.280	6221	4,404,357.86	---	---	4,404,357.86
RURAL WATER&SEWER GRANTS	17.305	6399	14,205,841.15	---	---	14,205,841.15
Stormwater Control - Series A 2001 - 37H Fund (0387)						
STORMWATER GRANTS	17.210	7005	9,769,176.74	---	---	9,769,176.74
STORMWATER GRANTS	17.215	7006	12,987,210.00	---	---	12,987,210.00
STORMWATER GRANTS	17.305	7007	5,750,000.00	---	---	5,750,000.00

DEPARTMENT OF PUBLIC SAFETY

Veterans' Commission Capital Improvement
Trust Fund (0304)

STATEWIDE MTN REPAIR	20.100	0293	3.00	---	---	3.00
DC STATEWIDE M&R	20.140	4690	39,523.58	39,394.79	---	128.79
DC M&R	18.040	6479	500,000.00	489,796.52	10,203.00	0.48
BPB-Series A 2003 Bond Proceeds-Projects Fund (0309)						
STATEWIDE M&R	18.027	6758	270,550.77	160,673.04	109,877.00	0.73

Adjutant General

Veterans' Commission Capital Improvement
Trust Fund (0304)

VETS RECOGNITION PRG E&E	08.260	3430	705,601.00	148,275.94	---	557,325.06
VETS RECOGNITION PRG PS	08.260	6843	112,992.00	50,949.50	---	62,042.50
BPB-Series A 2003 Bond Proceeds-Projects Fund (0309)						
AG-FED PROJECT SUPPORT	19.065	6422	205,289.82	103,794.10	101,495.00	0.72
SPRINGFIELD NEW AVCRAD	19.075	6424	538,946.08	---	538,946.00	0.08
ST PETERS NEW ARMORY	19.080	6426	487,468.00	---	---	487,468.00
CHILLICOTHE RENOVATE	19.085	6428	276,920.00	13,964.10	262,955.00	0.90
KC MAINT BLDG	19.085	6429	157,818.00	---	157,818.00	---
FARMINGTON ADDTN	19.085	6430	28,955.97	17,545.14	11,410.00	0.83
HANNIBAL MAINT BLDG	19.085	6431	37,000.00	10,069.74	26,930.00	0.26
RICHMOND MAINT BLDG	19.085	6432	37,000.00	---	37,000.00	---

Missouri Veterans' Commission

Veterans' Commission Capital Improvement
Trust Fund (0304)

CONST 100 BED DEMENT UN	20.160	0411	31,109.57	31,109.57	---	---
VET CEMETARY BLOOMFIELD	20.170	0414	18,490.90	17,958.79	---	532.11
VETERANS HOMES PS	08.185	0639	25,200.00	19,826.50	---	5,373.50
VET CEMETARY JACKSONVILLE	20.170	1317	76,562.87	68,337.40	---	8,225.47
VC ST LOUIS DEMENTIA WING	20.165	3328	583,344.73	583,315.30	---	29.43
VC MT VERNON NEW HOME	20.165	3329	364,661.45	361,455.50	---	3,205.95
VC NEW CLINICS	20.165	3330	38,282.96	33,840.88	---	4,442.08
IMPRV VET HOM STWIDE	20.155	3806	772,154.56	717,264.32	---	54,890.24
ADMIN & SERVICE PS	08.175	4481	906,620.00	896,731.74	---	9,888.26
ADMIN & SERVICE E&E	08.175	4482	595,150.00	476,275.38	---	118,874.62
VETERANS SVS OFFICER PRGM	08.180	5052	750,000.00	726,577.18	---	23,422.82
ADMIN & SERVICE E&E	17.380	6200	73,489.14	73,489.14	---	---
SPFD COLUMBARIUM WALL	19.050	6417	779,376.30	105,627.13	673,749.00	0.17
CAPE-VH DINING ROOM	19.055	6418	337,943.00	572.00	337,371.00	---
STJAMES-VH DINING ROOM	19.055	6419	292,398.90	257,828.72	34,570.00	0.18
STLOUIS-VH FENCE	19.055	6420	300,197.55	291,931.15	8,266.00	0.40

**STATE OF MISSOURI
SUMMARY OF APPROPRIATION ACTIVITY
CAPITAL PROJECTS FUNDS
FOR THE APPROPRIATION YEAR 2005**

	H.B. No.	Appr. No.	Appropriations	Expenditures and Transfers Out	Reappropriations to 2006	Lapse of Appropriations
CAPE-VH FLOOR/ROOMS	18.125	6520	1,382,079.00	224,346.26	1,157,732.00	0.74
CAPE-VH HVAC	18.125	6521	3,019,390.20	319,026.56	2,700,363.00	0.64
STLOUIS-VH DOORS	18.125	6522	107,462.00	7,755.80	99,706.00	0.20
STLOUIS-VH ROOF	18.125	6523	998,109.60	187,496.79	810,612.00	0.81
CAMERON-VH HVAC	18.125	6524	409,521.71	409,521.71	---	---
CAPE VH KITCHEN RENOV	18.125	6525	358,207.00	24,756.85	333,450.00	0.15
WARRENSBURG-VH HVAC	18.125	6526	357,781.00	357,781.00	---	---
MVC JACKSONVILLE CEMETERY	19.046	6683	47,532.64	47,532.64	---	---
CAPE VH VARIOUS PROJECTS	21.010	6968	2,000,000.00	239,318.15	1,760,681.00	0.85
<u>DEPARTMENT OF SOCIAL SERVICES</u>						
BPB-Series A 2003 Bond Proceeds-Projects Fund (0309)						
STATEWIDE M&R	18.027	6758	489,984.52	310,178.70	179,805.00	0.82
<u>DEPARTMENT OF CORRECTIONS</u>						
BPB-Series A 2003 Bond Proceeds-Projects Fund (0309)						
STATEWIDE M&R	18.027	6758	3,022,576.85	1,626,518.08	1,396,058.00	0.77
<u>Division of Adult Institutions</u>						
BPB-Series A 2003 Bond Proceeds-Projects Fund (0309)						
NECC NEW JUVENILE UNIT	19.095	6439	253,619.84	125,873.93	127,745.00	0.91
Fourth State Building - Series A 1998 Fund (0382)						
FIRESAFET IMPRV ENTERP	16.151	0431	761,745.29	270,412.36	---	491,332.93
<u>Division of Probation and Parole</u>						
BPB-Series A 2003 Bond Proceeds-Projects Fund (0309)						
COMM SUPERVISION CTRS	19.090	6438	2,966,706.28	943,957.57	2,022,748.00	0.71
Subtotals			<u>1,514,864,646.79</u>	<u>1,343,845,606.58</u>	<u>60,554,058.00</u>	<u>110,464,982.21</u>

Appropriated Transfers Out To:

General Revenue Fund (0101)	05.540	T285	18,053.00	18,051.92	---	1.08
Social Security Contributions Fund (0702)	05.425	T293	76,500.00	72,446.74	---	4,053.26
State Retirement Contributions Fund (0701)	05.445	T297	115,700.00	108,150.80	---	7,549.20
Missouri State Employees' Deferred Compensation Incentive Plan Administration Fund (0706)	05.470	T300	6,010.00	5,542.50	---	467.50
Missouri Consolidated Health Care Plan Benefit Fund (0765)	05.500	T304	226,303.00	218,325.09	---	7,977.91
Missouri Veterans' Homes Fund (0460)	08.280	T405	12,000,000.00	12,000,000.00	---	---
Water and Wastewater Loan Fund (0649)	17.130	T448	5,581,551.16	---	---	5,581,551.16
Water and Wastewater Loan Fund (0649)	17.135	T449	5,724,807.00	---	---	5,724,807.00
Water and Wastewater Loan Fund (0649)	17.140	T450	970,812.77	---	---	970,812.77
Water and Wastewater Loan Fund (0649)	17.145	T451	10,600,000.00	---	---	10,600,000.00
Water and Wastewater Loan Fund (0649)	17.125	T505	10,600,000.00	---	---	10,600,000.00
Water and Wastewater Loan Fund and/or Water and Wastewater Loan Revolving Fund (0602)	05.315	T541	512,067.00	512,066.85	---	0.15
Water and Wastewater Loan Fund and/or Water and Wastewater Loan Revolving Fund (0602)	17.265	T637	1,463,775.00	---	---	1,463,775.00
General Revenue Fund (0101)	05.345	T702	93,967.00	93,549.00	---	418.00
Water and Wastewater Loan Fund (0649)	06.340	T905	10,600,000.00	4,121,781.19	---	6,478,218.81
Water and Wastewater Loan Fund and/or Water and Wastewater Loan Revolving Fund (0602)	17.310	T930	10,600,000.00	---	---	10,600,000.00
General Revenue Fund (0101)	05.230	T937	45,177,550.00	45,177,525.73	---	24.27
Treasurer's Information Fund (0255)	05.320	T954	418.00	418.00	---	---
Subtotals			<u>114,367,513.93</u>	<u>62,327,857.82</u>	---	<u>52,039,656.11</u>
Totals			<u>\$ 1,629,232,160.72</u>	<u>\$ 1,406,173,464.40</u>	<u>\$ 60,554,058.00</u>	<u>\$ 162,504,638.32</u>

**STATE OF MISSOURI
SUMMARY OF APPROPRIATION ACTIVITY
PERMANENT FUNDS
FOR THE APPROPRIATION YEAR 2005**

	H.B. No.	Appr. No.	Appropriations	Expenditures and Transfers Out	Reappropriations to 2006	Lapse of Appropriations
<u>DEPARTMENT OF HEALTH AND SENIOR SERVICES</u>						
<u>Maternal Child and Family Health</u>						
Champ W. Smith and Mary C. Smith Memorial Endowment Trust Fund (0873)						
CHILD W/SPECIAL NEEDS	10.665	7727	\$ 35,000.00	\$ 5,250.00	\$ ---	\$ 29,750.00
<u>DEPARTMENT OF NATURAL RESOURCES</u>						
Confederate Memorial Park Fund (0812)						
REFUND ACCOUNTS	06.400	3546	165.00	---	---	165.00
Subtotals			35,165.00	5,250.00	---	29,915.00
Appropriated Transfers Out To:						
General Revenue Fund (0101)	05.345	T822	19	18.00	---	1.00
General Revenue Fund (0101)	05.345	T853	364	361.00	---	3.00
Treasurer's Information Fund (0255)	05.320	T954	4	4.00	---	---
General Revenue Fund (0101)	05.345	T968	2	2.00	---	---
Subtotals			389.00	385.00	---	4.00
Totals			\$ 35,554.00	\$ 5,635.00	\$ ---	\$ 29,919.00

**STATE OF MISSOURI
SUMMARY OF APPROPRIATION ACTIVITY
ENTERPRISE FUNDS
FOR THE APPROPRIATION YEAR 2005**

	H.B. No.	Appr. No.	Appropriations	Expenditures and Transfers Out	Reappropriations to 2006	Lapse of Appropriations
<u>EXECUTIVE</u>						
<u>Attorney General</u>						
Petroleum Storage Tank Insurance Fund (0585)						
ATTORNEY GENERAL PS	12.210	4203	\$ 22,757.00	\$ 22,757.00	\$ ---	\$ ---
Lottery Enterprise Fund (0657)						
ATTORNEY GENERAL PS	12.210	3335	50,081.00	50,079.00	---	2.00
<u>OFFICE OF ADMINISTRATION</u>						
<u>Commissioner's Office</u>						
Federal Surplus Property Fund (0407)						
COMMISSIONER'S OFFICE PS	05.005	5202	40,428.00	40,374.85	---	53.15
<u>Division of Accounting</u>						
Federal Surplus Property Fund (0407)						
UNEMPLOYMENT BENEFITS	05.490	7430	3,030.00	3,029.18	---	0.82
State Fair Fees Fund (0410)						
UNEMPLOYMENT BENEFITS	05.490	5991	20,053.00	20,052.15	---	0.85
State Park Earnings Fund (0415)						
UNEMPLOYMENT BENEFITS	05.490	5992	20,000.00	14,945.86	---	5,054.14
Missouri Veterans' Homes Fund (0460)						
UNEMPLOYMENT BENEFITS	05.490	5993	153,983.00	153,982.12	---	0.88
Lottery Enterprise Fund (0657)						
UNEMPLOYMENT BENEFITS	05.490	6146	3,016.00	3,016.00	---	---
<u>Division of Purchasing and Materials Management</u>						
Federal Surplus Property Fund (0407)						
FIXED PRICE VEHICLE PRGM	05.075	0825	1,380,000.00	1,346,188.14	---	33,811.86
SURPLUS PROPERTY PS	05.075	9347	711,374.00	599,979.76	---	111,394.24
SURPLUS PROPERTY E&E	05.075	9348	752,884.00	520,283.84	---	232,600.16
SURPLUS PROPERTY RECYCLE	05.080	9349	43,000.00	40,965.57	---	2,034.43
<u>Division of Facilities Management</u>						
Federal Surplus Property Fund (0407)						
CONTINGENCY SHORTFALLS	13.145	3141	57,500.00	---	---	57,500.00

DEPARTMENT OF AGRICULTURE

Office of Director

Single-Purpose Animal Facilities Loan Program
Fund (0408)

DIRECTOR'S OFFICE E&E	06.005	1564	287.00	---	---	287.00
DIRECTOR'S OFFICE PS	06.005	1577	388.00	---	---	388.00
State Fair Fees Fund (0410)						
DIRECTOR'S OFFICE E&E	06.005	1589	5,840.00	---	---	5,840.00
DIRECTOR'S OFFICE PS	06.005	1593	10,951.00	10,265.00	---	686.00

Agri Business Development Division

Single-Purpose Animal Facilities Loan Program
Fund (0408)

AG&SMALL BUS DEV AUTH PS	06.035	1790	96,873.00	87,513.20	---	9,359.80
AG&SMALL BUS DEV AUTH E&E	06.035	1795	22,254.00	14,695.80	---	7,558.20

Single-Purpose Animal Facilities Loan Guarantee
Fund (0409)

AGR LOAN GUARANTEE FUNDNG	17.040	2385	1.00	---	---	1.00
AGR LOAN GUARANTEE FUNDNG	17.050	3567	1.00	---	---	1.00
AGR LOAN GUARANTEE FUNDNG	17.060	4378	1.00	---	---	1.00
SINGL ANIMAL FAC LOAN PRG	06.045	6887	21,368.00	21,367.59	---	0.41

Agricultural Product Utilization and Business
Development Loan Guarantee Fund (0411)

EST INIT FUNDS APU GRANTS	17.070	4383	1.79	---	---	1.79
MO VALUE-ADDED LOAN PRG	06.055	6888	1.00	---	---	1.00

Missouri State Fair

State Fair Fees Fund (0410)

FUNDING TO START FAIR	06.130	0228	75,000.00	24,540.00	---	50,460.00
STATE FAIR ADMIN PS	06.125	0270	1,135,588.00	898,655.35	---	236,932.65
STATE FAIR ADMIN E&E	06.125	0274	3,000,496.00	2,799,385.71	---	201,110.29
STATE FAIR EQUIP REPLACE	06.135	1878	172,062.00	27,856.04	---	144,205.96

DEPARTMENT OF NATURAL RESOURCES

State Park Earnings Fund (0415)

SALES TAX GR REIMBURSE	06.405	2379	230,800.00	179,421.85	---	51,378.15
REFUND ACCOUNTS	06.400	2737	26,095.00	18,844.14	---	7,250.86
CONTRACT AUDITS	06.235	5268	30,000.00	10,960.00	---	19,040.00

Natural Resources Revolving Services
Fund (0425)

DNR LEASING	13.050	1613	399.75	263.75	---	136.00
DNR REVOLVING FUND	06.395	2132	2,548,732.00	1,269,836.10	---	1,278,895.90
SALES TAX GR REIMBURSE	06.405	3085	4,200.00	2,820.89	---	1,379.11
REFUND ACCOUNTS	06.400	3372	1,119.00	464.30	---	654.70

**STATE OF MISSOURI
SUMMARY OF APPROPRIATION ACTIVITY
ENTERPRISE FUNDS
FOR THE APPROPRIATION YEAR 2005**

	H.B. No.	Appr. No.	Appropriations	Expenditures and Transfers Out	Reappropriations to 2006	Lapse of Appropriations
Historic Preservation Revolving Fund (0430)						
REFUND ACCOUNTS	06.400	3373	165.00	---	---	165.00
DNR LEASING	13.050	6802	4,845.68	4,820.31	---	25.37
Petroleum Storage Tank Insurance Fund (0585)						
DNR LEASING	13.050	4313	140,858.67	89,997.13	---	50,861.54
<u>Petroleum Storage Tank Insurance Board</u>						
Petroleum Storage Tank Insurance Fund (0585)						
PETRO STORAGE TANK REFUND	06.245	2880	64,000.00	63,892.94	---	107.06
PETRO STORAGE TANK BD PS	06.245	3532	172,524.00	107,525.39	---	64,998.61
PETRO STORAGE TANK BD E&E	06.245	3533	2,219,300.00	1,000,516.50	---	1,218,783.50
PETRO STORAGE TANK INSUR	06.245	3534	24,990,000.00	15,361,924.51	---	9,628,075.49
<u>Environmental Improvement and Energy Resources</u>						
State Environmental Improvement Authority Fund (0654)						
EIERA	06.250	8029	1.00	---	---	1.00
<u>Office of Director</u>						
State Park Earnings Fund (0415)						
DIRECTORS OFFICE PS	06.200	5301	22,067.00	22,064.27	---	2.73
DIRECTORS OFFICE E&E	06.200	5304	2,633.00	---	---	2,633.00
Historic Preservation Revolving Fund (0430)						
DIRECTORS OFFICE PS	06.200	5302	2,186.00	2,183.65	---	2.35
<u>Outreach and Assistance Center</u>						
State Park Earnings Fund (0415)						
OUTREACH & ASSISTANCE E&E	06.205	5449	92,687.00	54,191.60	---	38,495.40
Historic Preservation Revolving Fund (0430)						
OUTREACH & ASSISTANCE PS	06.205	5438	55,498.00	21,522.85	---	33,975.15
OUTREACH & ASSISTANCE E&E	06.205	5450	920,000.00	9,758.64	---	910,241.36
<u>Division of Administrative Support</u>						
Natural Resources Revolving Services Fund (0425)						
DIV OF ADMIN SUPPORT PS	06.230	2092	36,460.00	36,410.34	---	49.66
DIV OF ADMIN SUPPORT E&E	06.230	2093	6,621.00	4,286.62	---	2,334.38

Air and Land Protection Division

Petroleum Storage Tank Insurance Fund (0585)

HAZARDOUS WASTE PS	06.320	5378	571,096.00	528,611.30	---	42,484.70
HAZARDOUS WASTE E&E	06.320	5384	117,460.00	103,397.23	---	14,062.77
ENVIRONMENTAL SVS PS	06.320	5411	16,630.00	16,629.50	---	0.50
ENVIRONMENTAL SVS E&E	06.320	5421	10,200.00	10,079.40	---	120.60
ALPD ADMINISTRATION E&E	06.320	5484	41.00	40.30	---	0.70

Water Protection and Soil Conservation

Petroleum Storage Tank Insurance Fund (0585)

REGIONAL OFFICES PS	06.320	5345	426,530.00	377,040.44	---	49,489.56
REGIONAL OFFICES E&E	06.320	5354	83,281.00	53,922.12	---	29,358.88

Geological Survey and Resource Assessment

Division

Natural Resources Revolving Services

Fund (0425)

ADMIN & SUPPORT PS	06.305	7042	23,076.00	23,072.91	---	3.09
Petroleum Storage Tank Insurance Fund (0585)						
GEOLOGICAL SURVEY PS	06.305	5238	27,769.00	26,076.15	---	1,692.85
GEOLOGICAL SURVEY E&E	06.305	5239	6,400.00	4,172.21	---	2,227.79

Division of State Parks

State Park Earnings Fund (0415)

CONST RENOVTN STATEWIDE	16.050	0383	59,134.97	1,225.45	---	57,909.52
EXH REN PARKS HIST SITES	16.055	0386	303,099.43	130,835.02	---	172,264.41
STATE PARK OPERATION PS	06.255	1940	916,748.00	903,585.39	---	13,162.61
STATE PARK OPERATION E&E	06.255	1941	3,449,687.00	1,889,919.10	---	1,559,767.90
PARKS RESALE	06.275	1971	575,000.00	560,723.17	---	14,276.83
PARKS CONCESSIONS DEFAULT	06.280	1972	200,000.00	---	---	200,000.00
GIFTS TO PARKS	06.270	2392	97,390.00	64,377.30	---	33,012.70
STATE PARK GRANTS	06.285	2394	175,000.00	28,793.59	---	146,206.41
CI EXPEND OF GIFTS ETC	16.030	3519	10,238.43	5,065.19	---	5,173.24
INTERMODAL STEA MATCH	16.035	3522	9,522.00	---	---	9,522.00
IMPRV PARKS HIST SITES	16.040	3524	8,208.36	1,277.10	---	6,931.26
STATE PARKS EXPENSE AUTH	16.065	4707	193,666.53	118,965.30	---	74,701.23
PARKS ROADS & TRAILS	16.075	4710	148,239.82	110,733.61	---	37,506.21
ROARING RIVER SHOWERHOUSE	16.085	4714	31,552.58	---	---	31,552.58
WATKINS MILL VISITOR CTR	16.085	4718	67,902.42	53,988.20	---	13,914.22
PARKS STATEWIDE EXHIBITS	16.080	4874	698,588.05	2,508.65	---	696,079.40
PARKS-LAND PURCHASES	16.090	4879	3,728.20	3,588.75	---	139.45
MASTADON HVAC	16.095	4880	3,201.28	2,085.25	---	1,116.03
WASHINGTON LAND PURCHASE	16.095	4881	2,467.00	---	---	2,467.00
BENNETT SPRINGS STORE	16.095	4882	86,302.75	---	---	86,302.75
RT 66 SITE DEVELOPMENT	16.095	4883	317.25	---	---	317.25

**STATE OF MISSOURI
SUMMARY OF APPROPRIATION ACTIVITY
ENTERPRISE FUNDS
FOR THE APPROPRIATION YEAR 2005**

	H.B. No.	Appr. No.	Appropriations	Expenditures and Transfers Out	Reappropriations to 2006	Lapse of Appropriations
VARIOUS LEWIS&CLARK PROJ	19.025	6405	1,089,439.98	127,161.39	962,278.00	0.59
WATKINS MILL SHOWER HSE	19.035	6408	160,000.00	---	160,000.00	---
BABLER DINING HALL FLOOR	18.070	6491	76,515.30	---	76,515.00	0.30
MO MINES EXHIBIT SPACE	18.070	6496	80,000.00	8,558.44	71,441.00	0.56
WASHINGTON POOL	18.070	6499	582,439.05	455,918.54	126,520.00	0.51
STATEWIDE DAM REPAIRS	18.080	6501	349,925.00	325,306.29	24,618.00	0.71
STATEWIDE CMPGRND IMPR	18.085	6502	1,214,558.87	949,296.11	265,262.00	0.76
STATEWIDE RENOVATIONS	18.090	6503	1,759,134.15	783,418.14	975,716.00	0.01
STATE PARKS EXPENSE AUTH	18.090	6657	264,200.00	113,270.94	---	150,929.06
Historic Preservation Revolving Fund (0430)						
DNR HISTORIC PRESERVATION	18.100	6658	1,000,000.00	---	---	1,000,000.00
<u>DEPARTMENT OF PUBLIC SAFETY</u>						
Missouri Veterans' Homes Fund (0460)						
PUBLIC SAFETY LEASING	13.070	6078	34,250.00	---	---	34,250.00
<u>Missouri Veterans' Commission</u>						
Missouri Veterans' Homes Fund (0460)						
VETERANS HOMES PS	08.185	2342	30,162,165.00	29,770,800.21	---	391,364.79
VETERANS HOMES E&E	08.185	2344	15,359,938.00	14,824,369.95	---	535,568.05
ADMIN & SERVICE PS	08.175	8735	529,221.00	527,992.09	---	1,228.91
ADMIN & SERVICE E&E	08.175	8737	812,565.00	759,046.28	---	53,518.72
<u>DEPARTMENT OF REVENUE</u>						
Revenue Information Fund (0619)						
REVENUE LEASING	13.015	6091	8,034.00	---	---	8,034.00
Lottery Enterprise Fund (0657)						
LOTTERY LEASING	13.025	3307	404,994.04	290,753.04	---	114,241.00
LOTTERY HQ REPLACE HVAC	16.015	4676	48,847.54	---	---	48,847.54
LOTTERY HQ HVAC	18.020	6447	70,573.29	24,591.30	---	45,981.99
<u>Division of Administration</u>						
Revenue Information Fund (0619)						
POSTAGE	04.010	0081	172,699.00	172,699.00	---	---
DIV OF ADMINISTRATION PS	04.005	4586	176,600.00	175,370.00	---	1,230.00
DIV OF ADMINISTRATION E&E	04.005	7329	125,567.00	125,567.00	---	---

Division of Motor Vehicle and Drivers

Licensing

Revenue Information Fund (0619)

DIV OF MV/DL PS	04.005	8358	262,762.00	262,375.26	---	386.74
DIV OF MV/DL E&E	04.005	8359	251,288.00	145,735.47	---	105,552.53

Division of Taxation

Petroleum Storage Tank Insurance Fund (0585)

DIV OF TAXATION PS	04.005	0574	24,042.00	23,874.50	---	167.50
DIV OF TAXATION E&E	04.005	0575	1,127.00	1,127.00	---	---

Missouri Lottery Commission

Lottery Enterprise Fund (0657)

LOTTERY COMMISSION PRIZES	04.175	6215	80,000,000.00	78,694,672.83	---	1,305,327.17
LOTTERY COMMISSION PS	04.170	9156	6,792,627.00	6,541,460.03	---	251,166.97
LOTTERY COMMISSION E&E	04.170	9157	32,809,678.00	32,808,501.16	---	1,176.84

Subtotals			<u>222,316,078.18</u>	<u>197,894,215.54</u>	<u>2,662,350.00</u>	<u>21,759,512.64</u>
-----------	--	--	-----------------------	-----------------------	---------------------	----------------------

Appropriated Transfers Out To:

Lottery Proceeds Fund (0291)	04.180	T275	218,285,010.00	218,285,010.00	---	---
General Revenue Fund (0101)	05.135	T283	51,264.00	46,811.00	---	4,453.00
General Revenue Fund (0101)	05.540	T285	885,760.00	865,067.17	---	20,692.83
Legal Expense Fund (0692)	05.550	T290	2,000,000.00	2,000,000.00	---	---
Social Security Contributions Fund (0702)	05.425	T293	3,228,235.00	3,081,170.21	---	147,064.79
State Retirement Contributions Fund (0701)	05.445	T297	4,890,965.00	4,162,791.87	---	728,173.13
Missouri State Employees' Deferred Compensation Incentive Plan Administration Fund (0706)	05.470	T300	300,831.00	141,510.51	---	159,320.49
Missouri Consolidated Health Care Plan Benefit Fund (0765)	05.500	T304	9,156,859.00	8,444,359.55	---	712,499.45
Natural Resources Cost Allocation Fund (0500)	06.415	T320	691,297.00	647,345.00	---	43,952.00
Natural Resources Cost Allocation Fund (0500)	06.415	T322	16,737.00	15,977.00	---	760.00
Natural Resources Cost Allocation Fund (0500)	06.415	T327	274,535.00	259,838.00	---	14,697.00
State Facility Maintenance and Operation Fund (0501)	13.140	T428	2.00	---	---	2.00
General Revenue Fund (0101)	05.105	T468	14,431.00	14,431.00	---	---
State Highways and Transportation Department Fund (0644)	04.155	T534	1,454,843.00	---	---	1,454,843.00
Water and Wastewater Loan Fund and/or Water and Wastewater Loan Revolving Fund (0602)	05.315	T541	1.00	---	---	1.00

**STATE OF MISSOURI
SUMMARY OF APPROPRIATION ACTIVITY
ENTERPRISE FUNDS
FOR THE APPROPRIATION YEAR 2005**

	H.B. No.	Appr. No.	Appropriations	Expenditures and Transfers Out	Reappropriations to 2006	Lapse of Appropriations
Social Services and Other Sources Fund (0610)	05.320	T542	40,001.00	40,000.00	---	1.00
General Revenue Fund (0101)	05.345	T704	1,529.00	1,489.00	---	40.00
General Revenue Fund (0101)	05.345	T705	56,307.00	55,091.00	---	1,216.00
General Revenue Fund (0101)	05.345	T706	429.00	---	---	429.00
General Revenue Fund (0101)	05.345	T707	95,102.00	92,448.00	---	2,654.00
General Revenue Fund (0101)	05.345	T709	10,053.00	9,969.00	---	84.00
General Revenue Fund (0101)	05.345	T710	5,042.00	5,026.00	---	16.00
General Revenue Fund (0101)	05.345	T711	593,861.00	582,247.00	---	11,614.00
General Revenue Fund (0101)	05.345	T749	149,904.00	142,158.00	---	7,746.00
General Revenue Fund (0101)	05.345	T765	17,694.00	17,075.00	---	619.00
Office of Administration Revolving Administrative Trust Fund (0505)	18.175	T953	10,939.00	10,939.00	---	---
Treasurer's Information Fund (0255)	05.320	T954	23,989.00	23,989.00	---	---
Subtotals			<u>242,255,620.00</u>	<u>238,944,742.31</u>	---	<u>3,310,877.69</u>
Totals			<u>\$ 464,571,698.18</u>	<u>\$ 436,838,957.85</u>	<u>\$ 2,662,350.00</u>	<u>\$ 25,070,390.33</u>

**STATE OF MISSOURI
SUMMARY OF APPROPRIATION ACTIVITY
INTERNAL SERVICE FUNDS
FOR THE APPROPRIATION YEAR 2005**

	H.B. No.	Appr. No.	Appropriations	Expenditures and Transfers Out	Reappropriations to 2006	Lapse of Appropriations
<u>LEGISLATURE</u>						
<u>Senate</u>						
Senate Revolving Fund (0535) SENATE CONTINGENT EXP	12.500	4505	\$ 40,000.00	\$ ---	---	\$ 40,000.00
<u>House of Representatives</u>						
House of Representatives Revolving Fund (0520) HOUSE REVOLVING FUND	12.505	3165	45,000.00	14,550.40	---	30,449.60
<u>JUDICIARY</u>						
<u>Judicial Proceedings and Review</u>						
Supreme Court Publications Revolving Fund (0525) JUD PROCEED & REVIEW E&E	12.300	4506	150,000.00	87,207.38	---	62,792.62
<u>EXECUTIVE</u>						
<u>State Treasurer</u>						
Central Check Mailing Service Revolving Fund (0515) STATE TREASURER E&E	12.155	2212	225,000.00	118,914.52	---	106,085.48
<u>OFFICE OF ADMINISTRATION</u>						
State Facility Maintenance and Operation Fund (0501) OFFICE OF ADMINISTRATION	13.030	1066	392,173.31	239,282.13	---	152,891.18
Office of Administration Revolving Administrative Trust Fund (0505)						
STATEWIDE MTN REPAIR	20.100	0289	95.30	---	---	95.30
OFFICE OF ADMINISTRATION	13.030	1067	131,850.00	131,850.00	---	---
DC STATEWIDE EMERGENCY	16.020	4678	23,189.07	---	---	23,189.07
DC STATEWIDE UNPROGRAMMED	20.130	4681	9,681.39	8,815.10	---	866.29
DC STATEWIDE M&R	20.140	4688	21,779.19	6,402.30	---	15,376.89
MULTI TENANT	13.035	6194	4,485,958.31	3,432,562.72	---	1,053,395.59
STATEWIDE M&R	18.026	6757	2,098,838.10	146,412.78	1,052,425.00	900,000.32

Commissioner's Office

Office of Administration Revolving Administrative Trust Fund (0505)

COMMISSIONER'S OFFICE PS	05.005	6728	299,673.00	57,312.83	---	242,360.17
--------------------------	--------	------	------------	-----------	-----	------------

Division of Accounting

Mental Health Interagency Payments Fund (0109)

UNEMPLOYMENT BENEFITS	05.490	5989	1,000.00	---	---	1,000.00
-----------------------	--------	------	----------	-----	-----	----------

Natural Resources Cost Allocation Fund (0500)

UNEMPLOYMENT BENEFITS	05.490	6155	10,240.00	10,239.55	---	0.45
-----------------------	--------	------	-----------	-----------	-----	------

State Facility Maintenance and Operation Fund (0501)

UNEMPLOYMENT BENEFITS	05.490	5994	10,000.00	6,955.20	---	3,044.80
-----------------------	--------	------	-----------	----------	-----	----------

Office of Administration Revolving Administrative Trust Fund (0505)

UNEMPLOYMENT BENEFITS	05.490	5999	22,000.00	17,105.00	---	4,895.00
-----------------------	--------	------	-----------	-----------	-----	----------

Working Capital Revolving Fund (0510)

UNEMPLOYMENT BENEFITS	05.490	6000	12,000.00	6,651.36	---	5,348.64
-----------------------	--------	------	-----------	----------	-----	----------

Economic Development Administrative Fund (0547)

UNEMPLOYMENT BENEFITS	05.490	6673	299.00	298.15	---	0.85
-----------------------	--------	------	--------	--------	-----	------

Professional Registration Fees Fund (0689)

UNEMPLOYMENT BENEFITS	05.490	6006	1,000.00	95.56	---	904.44
-----------------------	--------	------	----------	-------	-----	--------

Division of Information Services

Office of Administration Revolving Administrative Trust Fund (0505)

INFORMATION SERVICES PS	05.030	0008	5,696,994.00	4,871,060.58	---	825,933.42
-------------------------	--------	------	--------------	--------------	-----	------------

INFORMATION SERVICES E&E	05.030	2147	27,868,636.00	17,951,508.46	---	9,917,127.54
--------------------------	--------	------	---------------	---------------	-----	--------------

TELECOM REVOLVING FUND	05.035	6334	36,000,000.00	28,011,047.03	---	7,988,952.97
------------------------	--------	------	---------------	---------------	-----	--------------

Division of Design and Construction

Natural Resources Cost Allocation Fund (0500)

DNR RELOCATE GRN BLDG	19.020	6404	3,558,348.00	643,120.61	2,915,227.00	0.39
-----------------------	--------	------	--------------	------------	--------------	------

Office of Administration Revolving Administrative Trust Fund (0505)

DESIGN & CONSTRUCTION E&E	05.045	4416	412,239.00	330,850.79	---	81,388.21
---------------------------	--------	------	------------	------------	-----	-----------

FACILITY ASSESSMENT PS	05.050	6041	182,824.00	173,304.96	---	9,519.04
------------------------	--------	------	------------	------------	-----	----------

FACILITY ASSESSMENT E&E	05.050	6042	113,000.00	---	---	113,000.00
-------------------------	--------	------	------------	-----	-----	------------

DESIGN & CONSTRUCTION PS	05.045	9174	2,349,425.00	2,261,556.85	---	87,868.15
--------------------------	--------	------	--------------	--------------	-----	-----------

Division of Facilities Management

State Facility Maintenance and Operation Fund (0501)

STATE OFF BUILDINGS E&E	05.115	2148	10,439,464.00	10,212,191.33	---	227,272.67
-------------------------	--------	------	---------------	---------------	-----	------------

STATE OFF BUILDINGS PS	05.115	2605	6,136,584.00	5,846,680.82	---	289,903.18
------------------------	--------	------	--------------	--------------	-----	------------

OPERATIONAL M & R	05.120	2606	486,271.00	460,943.49	---	25,327.51
-------------------	--------	------	------------	------------	-----	-----------

**STATE OF MISSOURI
SUMMARY OF APPROPRIATION ACTIVITY
INTERNAL SERVICE FUNDS
FOR THE APPROPRIATION YEAR 2005**

	H.B. No.	Appr. No.	Appropriations	Expenditures and Transfers Out	Reappropriations to 2006	Lapse of Appropriations
BUILDING MODIFICATIONS	05.140	2607	708,871.00	412,492.64	---	296,378.36
MANSION DONATIONS	05.110	3046	30,000.00	---	---	30,000.00
Office of Administration Revolving Administrative Trust Fund (0505)						
FACILITIES MGMT PS	05.095	1874	1,005,135.00	961,601.53	---	43,533.47
FACILITIES MGMT E&E	05.095	1875	184,082.00	171,240.51	---	12,841.49
JEFFERSON BLDG CAULKING	20.120	4696	37,264.72	36,814.72	---	450.00
PENNEY'S BLDG HVAC	20.120	4697	31,672.00	31,672.00	---	---
SUPREME COURT HVAC	20.120	4698	120,588.89	20,428.10	---	100,160.79
SUPREME COURT PLUMBING	20.120	4699	431,400.69	119,629.00	---	311,771.69
TRUMAN BLDG CHILLERS	20.120	4700	151,152.79	151,152.79	---	---
WAINWRIGHT ELEC SWITCH	20.120	4701	686.99	686.99	---	---
WAINWRIGHT FIRE ALARMS	20.120	4702	1,025.00	1,025.00	---	---
LEWIS&CLARK MONUMENT	19.015	6403	1.00	---	---	1.00
ROOF SETTLEMENT	18.055	6485	494,177.00	32,427.00	---	461,750.00
<u>Division of General Services</u>						
Office of Administration Revolving Administrative Trust Fund (0505)						
DIV OF GENERAL SERVS PS	05.145	4538	1,944,548.00	1,640,210.85	---	304,337.15
DIV OF GENERAL SERVS E&E	05.145	4540	1,277,399.00	815,747.07	---	461,651.93
REBILLABLE EXPENSES	05.160	6259	5,000,000.00	4,327,325.06	---	672,674.94
<u>Division of Personnel</u>						
Office of Administration Revolving Administrative Trust Fund (0505)						
DIV PERSONNEL E&E	05.055	2249	320,000.00	111,563.06	---	208,436.94
DIV PERSONNEL PS	05.055	8007	62,352.00	44,340.76	---	18,011.24
EMPLOYEE SUGGESTION AWARD	05.060	9846	1.00	---	---	1.00
<u>Division of Purchasing and Materials Management</u>						
Office of Administration Revolving Administrative Trust Fund (0505)						
BID & PERFORM BOND REFUND	05.070	7349	2,112,000.00	40,000.00	---	2,072,000.00

Missouri Public Entity Risk Management

Office of Administration Revolving Administrative
Trust Fund (0505)

MOPERM PS	05.205	8471	584,742.00	453,027.14	---	131,714.86
MOPERM E&E	05.205	8472	64,847.00	26,926.97	---	37,920.03

Office of Information Technology

Natural Resources Cost Allocation Fund (0500)

INFO TECHNOLOGY PS	05.215	6319	1.00	---	---	1.00
INFO TECHNOLOGY E&E	05.215	6320	1.00	---	---	1.00

Office of Administration Revolving Administrative
Trust Fund (0505)

INFO TECHNOLOGY E&E	17.020	2521	143,321.74	39,744.48	---	103,577.26
INFO TECHNOLOGY PS	05.215	2610	375,885.00	373,296.29	---	2,588.71
INFO TECHNOLOGY E&E	05.215	2611	100,939.00	48,447.22	---	52,491.78
E-GOVERNMENT PS	17.025	5577	13,816.00	12,500.00	---	1,316.00
E-GOVERNMENT E&E	17.025	5578	421,549.43	117,483.67	---	304,065.76
OIT PROJECT OVERSIGHT PS	17.025	5579	1.00	---	---	1.00
OIT PROJECT OVERSIGHT E&E	17.025	5580	142,440.00	---	---	142,440.00

DEPARTMENT OF ECONOMIC DEVELOPMENT

Professional Registration Fees Fund (0689)

DED LEASING	13.055	1988	12,996.00	11,400.00	---	1,596.00
-------------	--------	------	-----------	-----------	-----	----------

Administrative Services

Economic Development Administrative
Fund (0547)

REFUNDS	07.005	0812	5,000.00	---	---	5,000.00
ADMINISTRATIVE SVS E&E	07.005	2174	1,971,610.00	508,472.27	---	1,463,137.73
ADMINISTRATIVE SVS PS	07.005	3614	1,293,137.00	1,220,990.87	---	72,146.13

Economic Development Agencies

Economic Development Administrative
Fund (0547)

COMM DEV CORPS PROGRAM	07.050	1028	250,000.00	---	---	250,000.00
MO MANF EXT PARTNERSHIP	07.020	2024	2,600,000.00	---	---	2,600,000.00
BUSINESS PS	07.020	6252	89,338.00	---	---	89,338.00
BUSINESS E&E	07.020	6253	25,600.00	---	---	25,600.00

Regulatory Agencies

Professional Registration Fees Fund (0689)

EXAMINATION & OTHER FEES	07.200	1010	138,000.00	130,660.00	---	7,340.00
ADMINISTRATION PS	07.200	1032	3,015,799.00	2,621,791.25	---	394,007.75
ADMINISTRATION E&E	07.200	2207	1,890,015.00	1,620,220.77	---	269,794.23
PR REFUNDS	07.200	5407	54,000.00	52,534.50	---	1,465.50
ADMINISTRATION E&E	17.370	6212	563,866.77	185,051.85	---	378,814.92

**STATE OF MISSOURI
SUMMARY OF APPROPRIATION ACTIVITY
INTERNAL SERVICE FUNDS
FOR THE APPROPRIATION YEAR 2005**

	H.B. No.	Appr. No.	Appropriations	Expenditures and Transfers Out	Reappropriations to 2006	Lapse of Appropriations
<u>DEPARTMENT OF MENTAL HEALTH</u>						
<u>Office of the Director</u>						
Mental Health Interagency Payments Fund (0109)						
OFFICE INFO SYSTEMS E&E	10.015	5566	2,800,000.00	2,584,151.95	---	215,848.05
<u>Division of Comprehensive Psychiatric Services</u>						
Mental Health Interagency Payments Fund (0109)						
DYS/DFS CLIENTS SVS PS	10.235	0354	637,522.00	134,570.13	---	502,951.87
DYS/DFS CLIENTS SVS E&E	10.235	2060	100,200.00	67,834.29	---	32,365.71
FULTON STATE HOSPITAL E&E	10.255	5273	425,000.00	425,000.00	---	---
<u>Division of Mental Retardation - Developmental Disabilities</u>						
Mental Health Interagency Payments Fund (0109)						
DFS CLIENTS	10.410	0399	2,049,857.00	2,049,606.26	---	250.74
<u>DEPARTMENT OF NATURAL RESOURCES</u>						
Natural Resources Cost Allocation Fund (0500)						
REFUND ACCOUNTS	06.400	2738	4,478.00	---	---	4,478.00
DNR LEASING	13.050	4307	30,698.40	30,279.18	---	419.22
<u>Office of Director</u>						
Natural Resources Cost Allocation Fund (0500)						
DIRECTOR'S OFFICE PS	06.200	0631	165,905.00	165,365.68	---	539.32
DIRECTOR'S OFFICE E&E	06.200	0634	11,371.00	11,232.54	---	138.46
<u>Outreach and Assistance Center</u>						
Natural Resources Cost Allocation Fund (0500)						
OUTREACH & ASSISTANCE PS	06.205	5439	138,654.00	120,867.10	---	17,786.90
<u>Division of Administrative Support</u>						
Natural Resources Cost Allocation Fund (0500)						
DIV OF ADMIN SUPPORT E&E	06.230	2473	3,178,780.00	2,355,933.89	---	822,846.11
DIV OF ADMIN SUPPORT PS	06.230	8823	1,955,849.00	1,946,639.39	---	9,209.61

Air and Land Protection Division

Natural Resources Cost Allocation Fund (0500)

ALPD ADMINISTRATION PS	06.320	5428	767,782.00	767,612.33	---	169.67
ALPD ADMINISTRATION E&E	06.320	5431	130,258.00	119,113.50	---	11,144.50

Water Protection and Soil Conservation

Natural Resources Cost Allocation Fund (0500)

WPSCD ADMINISTRATION PS	06.320	5362	601,789.00	601,769.16	---	19.84
WPSCD ADMINISTRATION E&E	06.320	5365	186,593.00	74,138.11	---	112,454.89

Geological Survey and Resource Assessment Division

Natural Resources Cost Allocation Fund (0500)

ADMIN & SUPPORT PS	06.305	5226	184,767.00	166,555.25	---	18,211.75
ADMIN & SUPPORT E&E	06.305	5227	15,185.00	7,363.54	---	7,821.46

Division of State Parks

Natural Resources Cost Allocation Fund (0500)

STATE PARK OPERATION PS	06.255	1952	1,152,626.00	1,152,520.50	---	105.50
STATE PARK OPERATION E&E	06.255	1953	146,229.00	84,545.19	---	61,683.81

State Facility Maintenance and Operation Fund (0501)

STATE PARKS OPERATION PS	06.255	3462	245,966.00	229,418.44	---	16,547.56
STATE PARKS OPERATION E&E	06.255	3463	111,327.00	100,195.24	---	11,131.76

DEPARTMENT OF PUBLIC SAFETY

Office of Administration Revolving Administrative Trust Fund (0505)

STATEWIDE MTN REPAIR	20.100	0289	2,196.00	---	---	2,196.00
ROOF SETTLEMENT	18.055	6485	5,802.30	5,802.23	---	0.07

State Highway Patrol

Office of Administration Revolving Administrative Trust Fund (0505)

HP STATEWIDE FIRE ALARM	16.115	4726	30,743.92	30,743.92	---	---
HP STATEWIDE ELEC TEST	16.115	4727	161.27	---	---	161.27
HP TROOP B HVAC	16.115	4733	8,612.60	8,567.48	---	45.12
HP TROOP D HVAC	16.115	4734	2,601.87	1,038.08	---	1,563.79
HP TROOP I HVAC	16.115	4738	11,066.57	10,458.75	---	607.82

Adjutant General

Adjutant General Revolving Fund (0530)

A G ARMORY RENTALS	08.240	4767	50,000.00	42,907.47	---	7,092.53
--------------------	--------	------	-----------	-----------	-----	----------

**STATE OF MISSOURI
SUMMARY OF APPROPRIATION ACTIVITY
INTERNAL SERVICE FUNDS
FOR THE APPROPRIATION YEAR 2005**

	<u>H.B. No.</u>	<u>Appr. No.</u>	<u>Appropriations</u>	<u>Expenditures and Transfers Out</u>	<u>Reappropriations to 2006</u>	<u>Lapse of Appropriations</u>
<u>DEPARTMENT OF SOCIAL SERVICES</u>						
Social Services Administrative Trust Fund (0545)						
ISTD PS	11.045	0147	37,029.00	32,452.41	---	4,576.59
ISTD E&E	11.045	2131	403,289.00	80,000.00	---	323,289.00
<u>Division of General Services</u>						
Social Services Administrative Trust Fund (0545)						
CENTRALIZED INVENTORY SYS	11.055	1008	5,500,000.00	3,955,701.17	---	1,544,298.83
GENERAL SERVICES E&E	11.055	1696	250,000.00	174,833.62	---	75,166.38
<u>Family Support Division</u>						
Social Services Administrative Trust Fund (0545)						
FAMILY SUPPORT ADMIN E&E	11.100	6279	39,690.00	---	---	39,690.00
<u>DEPARTMENT OF CORRECTIONS</u>						
Working Capital Revolving Fund (0510)						
WORKFORCE READINESS PS	09.425	2368	993,565.00	886,204.69	---	107,360.31
WORKFORCE READINESS E&E	09.425	2369	718,043.00	---	---	718,043.00
FUEL AND UTILITIES	09.020	4281	1,500,000.00	1,499,970.79	---	29.21
CORRECTIONS LEASING	13.090	6073	56,964.00	50,964.00	---	6,000.00
<u>Division of Human Services</u>						
Working Capital Revolving Fund (0510)						
DHS STAFF PS	09.100	6111	76,725.00	68,711.13	---	8,013.87
Inmate Revolving Fund (0540)						
DHS STAFF PS	09.100	6067	320,423.00	237,515.65	---	82,907.35
DHS STAFF E&E	09.100	6068	63,049.00	3,638.23	---	59,410.77
<u>Division of Offender Rehabilitative Services</u>						
Working Capital Revolving Fund (0510)						
VOCATIONAL ENTERPRIS E&E	09.430	2776	25,844,542.00	18,698,691.36	---	7,145,850.64
VOCATIONAL ENTERPRISES PS	09.430	2967	7,465,233.00	6,392,001.66	---	1,073,231.34
PRISON INDUSTRY ENHANCE	09.435	3155	962,762.00	---	---	962,762.00
TELECOMMUNICATIONS	09.055	5681	256,400.00	---	---	256,400.00
MVE WAREHOUSE ROOF	18.140	6580	1,221,733.00	---	---	1,221,733.00

Division of Adult Institutions

Working Capital Revolving Fund (0510)

DAI STAFF PS	09.195	1994	58,006.00	50,208.01	---	7,797.99
JEFF CITY CORR CTR PS	09.215	1995	203,024.00	127,089.71	---	75,934.29
MOBERLY CORR CTR PS	09.235	1997	169,220.00	127,813.88	---	41,406.12
MO EASTERN CORR CTR PS	09.245	2001	56,806.00	51,121.38	---	5,684.62
Inmate Revolving Fund (0540)						
OZARK CORR CTR PS	09.230	1996	291,000.00	288,947.01	---	2,052.99
TIPTON CORR CTR	09.295	6069	79,945.00	31,954.00	---	47,991.00
KC COMM RELEASE CTR	09.510	6072	42,982.00	35,273.76	---	7,708.24
CHILLICOTHE CORR CTR PS	09.250	6112	25,222.00	24,933.71	---	288.29

Division of Probation and Parole

Inmate Revolving Fund (0540)

RESIDENTIAL TRTMNT FAC	09.515	1467	1,949,598.00	1,451,666.54	---	497,931.46
P&P STAFF PS	09.500	6070	124,305.00	83,004.57	---	41,300.43
P&P STAFF E&E	09.500	6071	63,048.00	35,414.05	---	27,633.95
COMM CORR COORD UNIT	09.515	9716	141,114.00	131,107.62	---	10,006.38
ELECTRONIC MONITORING	09.515	9717	1,103,110.00	376,342.64	---	726,767.36
Subtotals			<u>194,061,671.62</u>	<u>139,577,615.45</u>	<u>3,967,652.00</u>	<u>50,516,404.17</u>

Appropriated Transfers Out To:

General Revenue Fund (0101)	05.040	T277	2,002,479.00	---	---	2,002,479.00
General Revenue Fund (0101)	05.135	T283	649,988.00	505,042.00	---	144,946.00
General Revenue Fund (0101)	05.540	T285	341,427.00	247,549.70	---	93,877.30
State Legal Expense Fund (0692)	05.550	T287	25,000.00	---	---	25,000.00
Social Security Contributions Fund (0702)	05.425	T293	3,251,100.00	2,532,286.74	---	718,813.26
State Retirement Contributions Fund (0701)	05.445	T297	4,899,360.00	3,883,803.85	---	1,015,556.15
Missouri State Employees' Deferred Compensation Incentive Plan Administration Fund (0706)	05.470	T300	230,128.00	200,908.15	---	29,219.85
Missouri Consolidated Health Care Plan Benefit Fund (0765)	05.500	T304	7,926,835.00	6,744,124.45	---	1,182,710.55
General Revenue Fund (0101)	05.350	T308	1.00	---	---	1.00
General Revenue Fund (0101)	05.105	T468	16,958.00	16,958.00	---	---
Economic Development Administrative Fund (0547)	07.015	T502	593,586.00	448,323.24	---	145,262.76
General Revenue Fund (0101)	05.345	T650	62,957.00	62,921.00	---	36.00
General Revenue Fund (0101)	05.345	T712	77,494.00	77,494.00	---	---
General Revenue Fund (0101)	05.345	T713	174,156.00	174,116.00	---	40.00
General Revenue Fund (0101)	05.345	T714	529,167.00	527,247.00	---	1,920.00
General Revenue Fund (0101)	05.345	T715	295,963.00	294,059.00	---	1,904.00
General Revenue Fund (0101)	05.345	T716	992.00	992.00	---	---
General Revenue Fund (0101)	05.345	T717	461.00	447.00	---	14.00
General Revenue Fund (0101)	05.345	T718	1,873.00	1,810.00	---	63.00

**STATE OF MISSOURI
SUMMARY OF APPROPRIATION ACTIVITY
INTERNAL SERVICE FUNDS
FOR THE APPROPRIATION YEAR 2005**

	H.B. No.	Appr. No.	Appropriations	Expenditures and Transfers Out	Reappropriations to 2006	Lapse of Appropriations
General Revenue Fund (0101)	05.345	T719	637.00	626.00	---	11.00
General Revenue Fund (0101)	05.345	T720	127.00	120.00	---	7.00
General Revenue Fund (0101)	05.345	T721	59,874.00	58,699.00	---	1,175.00
General Revenue Fund (0101)	05.345	T722	43,136.00	43,065.00	---	71.00
General Revenue Fund (0101)	05.345	T724	17,132.00	17,072.00	---	60.00
General Revenue Fund (0101)	05.345	T812	41,710.00	41,710.00	---	---
Endowed Care Cemetery Audit Fund (0562)	07.295	T902	20,000.15	20,000.00	---	0.15
Clinical Social Workers Fund (0574)	07.295	T902	25,603.19	25,603.00	---	0.19
Veterinary Medical Board Fund (0639)	07.295	T902	88,757.15	88,756.48	---	0.67
Committee of Professional Counselors Fund (0672)	07.295	T902	56,326.43	56,326.00	---	0.43
Missouri Board of Occupational Therapy Fund (0845)	07.295	T902	10,000.08	10,000.00	---	0.08
Office of Administration Revolving Administrative Trust Fund (0505)	18.175	T953	207,953.00	118,010.00	---	89,943.00
Treasurer's Information Fund (0255)	05.320	T954	5,301.00	5,301.00	---	---
Subtotals			<u>21,656,482.00</u>	<u>16,203,370.61</u>	---	<u>5,453,111.39</u>
Totals			<u>\$ 215,718,153.62</u>	<u>\$ 155,780,986.06</u>	<u>\$ 3,967,652.00</u>	<u>\$ 55,969,515.56</u>

**STATE OF MISSOURI
SUMMARY OF APPROPRIATION ACTIVITY
AGENCY AND TRUST FUNDS - AGENCY
FOR THE APPROPRIATION YEAR 2005**

	H.B. No.	Appr. No.	Appropriations	Expenditures and Transfers Out	Reappropriations to 2006	Lapse of Appropriations
<u>JUDICIARY</u>						
<u>Circuit Courts</u>						
Debt Offset Escrow Fund (0753) DEBT OFFSET	12.360	4004	\$ 500,000.00	\$ 263,675.51	\$ ---	\$ 236,324.49
<u>Debt Offset Escrow Fund</u>						
Debt Offset Escrow Fund (0753) DEBT OFFSET ESCROW FUND	12.400	3023	1,350,000.00	951,132.60	---	398,867.40
<u>OFFICE OF ADMINISTRATION</u>						
<u>Division of Accounting</u>						
State Retirement Contributions Fund (0701) RETIREMENT SYSTEM CONTR	05.455	9179	208,143,355.00	197,300,003.83	---	10,843,351.17
Social Security Contributions (OASDI/Medicare) Fund (0702) OASDHI CONTRIBUTIONS	05.440	0136	147,685,654.00	142,924,783.64	---	4,760,870.36
Missouri State Employees' Deferred Compensation Incentive Plan Administration Fund (0706) DEFERRED COMP PAYMENTS	05.485	0036	12,367,442.00	11,269,693.45	---	1,097,748.55
Missouri Consolidated Health Care Plan Benefit Fund (0765) MOCHCP CONTRIBUTIONS	05.510	1335	322,508,403.00	322,344,802.47	---	163,600.53
Missouri State Employees' Voluntary Life Insurance Insurance Fund (0910) VOLUNTARY LIFE INSURANCE	05.520	0045	862,000.00	600,600.54	---	261,399.46
<u>Division of Purchasing and Materials Management</u>						
Proceeds of Surplus Property Sales Fund (0710) SURPLUS PROP SALE PROCEED	05.085	1576	159,280.00	154,599.29	---	4,680.71
<u>DEPARTMENT OF AGRICULTURE</u>						
<u>Division of Animal Health</u>						
Agriculture Bond Trustee Fund (0756) BOND TRUSTEE ACCOUNT	06.080	3120	135,000.00	---	---	135,000.00

DEPARTMENT OF ECONOMIC DEVELOPMENT

Economic Development Agencies

Missouri Community College Job Retention
Training Program Fund (0717)

JOBS RETENTION TRG PRG	14.095	7151	300,000.00	---	---	300,000.00
------------------------	--------	------	------------	-----	-----	------------

DEPARTMENT OF HIGHER EDUCATION

Higher Education Administration

Debt Offset Escrow Fund (0753)

LOAN PRGM REFUND OFFSET	03.120	2000	605,000.00	531,142.14	---	73,857.86
CC TAX REFUND OFFSET	03.135	3386	606,000.00	605,196.35	---	803.65

Proprietary School Bond Fund (0760)

PROPRIETARY SCHOOL BOND	03.010	7986	100,000.00	---	---	100,000.00
-------------------------	--------	------	------------	-----	-----	------------

State Colleges and Universities

Debt Offset Escrow Fund (0753)

LINN STATE TECH COLLEGE	03.140	0076	30,000.00	---	---	30,000.00
CENTRAL MO STATE UNIV	03.145	2004	100,000.00	75,000.00	---	25,000.00
SOUTHEAST MO STATE UNIV	03.150	2008	75,000.00	35,205.88	---	39,794.12
SOUTHWEST MO STATE UNIV	03.155	2011	200,000.00	180,488.83	---	19,511.17
LINCOLN UNIVERSITY	03.160	2014	75,000.00	42,217.94	---	32,782.06
TRUMAN STATE UNIVERSITY	03.165	2017	75,000.00	---	---	75,000.00
NORTHWEST MO STATE UNIV	03.170	2020	75,000.00	51,346.10	---	23,653.90
MO SOUTHERN UNIV-JOPLIN	03.175	2023	75,000.00	2,657.49	---	72,342.51
MISSOURI WESTERN COLLEGE	03.180	2026	75,000.00	75,000.00	---	---
HARRIS STOWE STATE COLL	03.185	2030	75,000.00	---	---	75,000.00
UNIV OF MISSOURI CAMPUSES	03.190	2034	200,000.00	---	---	200,000.00

**DEPARTMENT OF HEALTH AND
SENIOR SERVICES**

Administration

Debt Offset Escrow Fund (0753)

DEBT OFFSET ESCROW	10.620	0258	50,000.00	927.00	---	49,073.00
--------------------	--------	------	-----------	--------	-----	-----------

**DEPARTMENT OF LABOR AND
INDUSTRIAL RELATIONS**

Division of Employment Security

Debt Offset Escrow Fund (0753)

DEBT OFFSET ESCROW FUND	07.885	2146	2,335,000.00	2,249,710.36	---	85,289.64
-------------------------	--------	------	--------------	--------------	-----	-----------

**STATE OF MISSOURI
SUMMARY OF APPROPRIATION ACTIVITY
AGENCY AND TRUST FUNDS - AGENCY
FOR THE APPROPRIATION YEAR 2005**

	H.B. No.	Appr. No.	Appropriations	Expenditures and Transfers Out	Reappropriations to 2006	Lapse of Appropriations
<u>DEPARTMENT OF MENTAL HEALTH</u>						
Debt Offset Escrow Fund (0753) REFUNDS	10.020	1837	70,000.00	54,965.57	---	15,034.43
<u>DEPARTMENT OF REVENUE</u>						
American Cancer Society, Heartland Division, Inc. Fund (0700) INCOME TAX CHECK OFF DIST	14.045	7296	8,864.00	8,863.26	---	0.74
ALS Lou Gehrig's Disease Fund (0703) INCOME TAX CHECK OFF DIST	14.045	7297	2,752.00	2,752.00	---	---
American Lung Association of Missouri Fund (0704) INCOME TAX CHECK OFF DIST	14.045	7298	2,120.00	2,120.00	---	---
Muscular Dystrophy Association Fund (0707) INCOME TAX CHECK OFF DIST	14.045	7299	2,785.00	2,785.00	---	---
Arthritis Foundation Fund (0708) INCOME TAX CHECK OFF DIST	14.045	7300	1,918.00	---	---	1,918.00
National Multiple Sclerosis Society Fund (0709) INCOME TAX CHECK OFF DIST	14.045	7301	4,503.00	4,502.92	---	0.08
American Diabetes Association Gateway Area Fund (0713) INCOME TAX CHECK OFF DIST	14.045	7302	4,261.00	4,260.27	---	0.73
American Heart Association Fund (0714) INCOME TAX CHECK OFF DIST	14.045	7303	3,458.00	3,457.51	---	0.49
March of Dimes Fund (0716) INCOME TAX CHECK OFF DIST	14.045	7304	2,915.00	2,915.00	---	---
<u>Division of Taxation</u>						
Debt Offset Escrow Fund (0753) DEBT OFFSET	04.120	3985	251,000.00	250,679.73	---	320.27
<u>DEPARTMENT OF SOCIAL SERVICES</u>						
<u>Family Support Division</u>						
Debt Offset Escrow Fund (0753) DISTRIBUTION PASS THROUGH	11.235	1716	9,000,000.00	5,488,222.02	---	3,511,777.98
Subtotals			<u>708,116,710.00</u>	<u>685,483,706.70</u>	---	<u>22,633,003.30</u>

Appropriated Transfers Out To:

Missouri State Employees' Deferred Compensation Incentive Plan Administration Fund (0706)	05.470	T300	100.00	---	---	100.00
Missouri Consolidated Health Care Plan Benefit Fund (0765)	05.500	T304	100.00	---	---	100.00
General Revenue Fund (0101)	12.195	T546	600,000.00	140,563.70	---	459,436.30
General Revenue Fund (0101)	05.345	T820	14,318.00	14,007.00	---	311.00
General Revenue Fund (0101)	05.345	T924	150,498.00	150,498.00	---	---
Treasurer's Information Fund (0255)	05.320	T954	311.00	311.00	---	---
General Revenue Fund (0101)	05.090	T975	379,018.45	379,014.91	---	3.54
Vocational Rehabilitation Fund (0104)	05.090	T975	2,312.67	2,312.65	---	0.02
Elementary and Secondary Education Fund (0105)	05.090	T975	932.29	932.28	---	0.01
Labor and Industrial Relations Administrative Fund (0122)	05.090	T975	8,423.31	8,423.23	---	0.08
Attorney General Fund (0136)	05.090	T975	158.40	158.40	---	---
Judiciary Fund (0137)	05.090	T975	1,697.53	1,697.51	---	0.02
Natural Resources Fund (0140)	05.090	T975	2,312.32	2,312.30	---	0.02
Health Fund (0143)	05.090	T975	4,619.86	4,619.82	---	0.04
Mental Health Fund (0148)	05.090	T975	80.00	80.00	---	---
Public Safety Fund (0152)	05.090	T975	910.36	910.35	---	0.01
Job Development and Training Fund (0155)	05.090	T975	2,185.05	2,185.03	---	0.02
Federal Drug Seizure Fund (0194)	05.090	T975	2,392.86	2,392.84	---	0.02
Statewide Court Automation Fund (0270)	05.090	T975	651.73	651.72	---	0.01
Gaming Commission Fund (0286)	05.090	T975	679.19	679.18	---	0.01
Federal Surplus Property Fund (0407)	05.090	T975	232,808.11	232,805.93	---	2.18
State Park Earnings Fund (0415)	05.090	T975	6,210.35	6,210.29	---	0.06
Natural Resources Revolving Services Fund (0425)	05.090	T975	171,719.28	171,717.68	---	1.60
Missouri Veterans' Homes Fund (0460)	05.090	T975	3,849.71	3,849.67	---	0.04
Natural Resources Cost Allocation Fund (0500)	05.090	T975	2,218.06	2,218.04	---	0.02
State Facility Maintenance and Operation Fund (0501)	05.090	T975	787.79	787.78	---	0.01
Office of Administration Revolving Administrative Trust Fund (0505)	05.090	T975	462,928.54	462,924.21	---	4.33
Working Capital Revolving Fund (0510)	05.090	T975	7,966.15	7,966.08	---	0.07
Inmate Revolving Fund (0540)	05.090	T975	241.09	241.09	---	---
Economic Development Administrative Fund (0547)	05.090	T975	180.00	180.00	---	---
Division of Finance Fund (0550)	05.090	T975	3,262.46	3,262.43	---	0.03
Insurance Dedicated Fund (0566)	05.090	T975	208.45	208.45	---	---
Natural Resources Protection - Water Pollution Permit Fee Subaccount Fund (0568)	05.090	T975	139.21	139.21	---	---
Petroleum Storage Tank Insurance Fund (0585)	05.090	T975	76.54	76.54	---	---

**STATE OF MISSOURI
SUMMARY OF APPROPRIATION ACTIVITY
AGENCY AND TRUST FUNDS - AGENCY
FOR THE APPROPRIATION YEAR 2005**

	H.B. No.	Appr. No.	Appropriations	Expenditures and Transfers Out	Reappropriations to 2006	Lapse of Appropriations
Natural Resources Protection - Air Pollution Permit Fee Subaccount Fund (0594)	05.090	T975	1,186.77	1,186.76	---	0.01
Public Service Commission Fund (0607)	05.090	T975	604.19	604.18	---	0.01
Parks Sales Tax Fund (0613)	05.090	T975	29,622.62	29,622.34	---	0.28
Merchandising Practices Revolving Fund (0631)	05.090	T975	327.82	327.82	---	---
State Highways and Transportation Department Fund (0644)	05.090	T975	2,584.20	2,584.18	---	0.02
Workers' Compensation - Second Injury Fund (0653)	05.090	T975	443.54	443.54	---	---
Lottery Enterprise Fund (0657)	05.090	T975	924.28	924.27	---	0.01
Attorney General's Anti-Trust Fund (0666)	05.090	T975	196.44	196.44	---	---
Petroleum Violation Escrow Fund (0669)	05.090	T975	285.27	285.27	---	---
Safe Drinking Water Fund (0679)	05.090	T975	105.12	105.12	---	---
Professional Registration Fees Fund (0689)	05.090	T975	5,769.12	5,769.07	---	0.05
Highway Patrol's Motor Vehicle and Aircraft Revolving Fund (0695)	05.090	T975	9,886.81	9,886.72	---	0.09
Guaranty Agency Operating Fund (0880)	05.090	T975	84.14	84.14	---	---
Federal Student Loan Reserve Fund (0881)	05.090	T975	2,079.97	2,079.95	---	0.02
Mined Land Reclamation Fund (0906)	05.090	T975	319.82	319.82	---	---
Unemployment Compensation Administration Fund (0948)	05.090	T975	445.12	445.12	---	---
Special Employment Security Fund (0949)	05.090	T975	865.01	865.00	---	0.01
General Revenue Fund (0101)	14.040	T989	2,250.00	14.00	---	2,236.00
Subtotals			<u>2,122,277.00</u>	<u>1,660,081.06</u>	<u>---</u>	<u>462,195.94</u>
Totals			<u>\$ 710,238,987.00</u>	<u>\$ 687,143,787.76</u>	<u>\$ ---</u>	<u>\$ 23,095,199.24</u>

**STATE OF MISSOURI
SUMMARY OF APPROPRIATION ACTIVITY
AGENCY AND TRUST FUNDS - PRIVATE PURPOSE
FOR THE APPROPRIATION YEAR 2005**

	H.B. No.	Appr. No.	Appropriations	Expenditures and Transfers Out	Reappropriations to 2006	Lapse of Appropriations
<u>EXECUTIVE</u>						
<u>State Treasurer</u>						
Abandoned Fund Account Fund (0863)						
AF ADVERTISING & AUCTIONS	12.155	1321	\$ 580,000.00	\$ 579,460.85	\$ ---	\$ 539.15
AF CLAIMS	12.170	3173	19,750,000.00	19,432,004.35	---	317,995.65
<u>DEPARTMENT OF HIGHER EDUCATION</u>						
<u>State Colleges and Universities</u>						
State Seminary Fund (0872)						
SEMINARY FUND INVESTMENTS	03.240	0633	1,500,000.00	1,240,967.34	---	259,032.66
<u>DEPARTMENT OF SOCIAL SERVICES</u>						
<u>Family Support Division</u>						
Alternative Care Trust Fund (0905)						
DISTRIBUTION PASS THROUGH	11.235	3586	167,000.00	---	---	167,000.00
<u>Children's Division</u>						
Alternative Care Trust Fund (0905)						
FOSTER CARE CHILDRENS ACC	11.300	8181	12,000,000.00	10,237,365.76	---	1,762,634.24
Subtotals			<u>33,997,000.00</u>	<u>31,489,798.30</u>	<u>---</u>	<u>2,507,201.70</u>
Appropriated Transfers Out To:						
Abandoned Fund Account Fund (0863)	05.315	T541	794.00	793.18	---	0.82
General Revenue Fund (0101)	12.180	T547	19,400,812.00	19,400,811.72	---	0.28
General Revenue Fund (0101)	05.345	T852	598,156.00	598,156.00	---	---
Mental Health Trust Fund (0926)	10.025	T938	50,000.00	---	---	50,000.00
State Public School Fund (0817)	12.205	T973	2,500,000.00	900,000.00	---	1,600,000.00
Subtotals			<u>22,549,762.00</u>	<u>20,899,760.90</u>	<u>---</u>	<u>1,650,001.10</u>
Totals			<u>\$ 56,546,762.00</u>	<u>\$ 52,389,559.20</u>	<u>\$ ---</u>	<u>\$ 4,157,202.80</u>

**STATE OF MISSOURI
NOTES TO THE APPROPRIATION ACTIVITY REPORT
APPROPRIATION YEAR 2005**

Note 1 – Basis of Accounting

The Appropriation Activity Report is prepared on a budgetary (non-GAAP) basis of accounting that records revenues when cash is received and expenditures when the liabilities are recorded.

Revenues and expenditures are reported during a twelve-month period, July 1 through June 30. During a one-month lapse period that ends July 31, corrections can be made to the revenues and expenditures processed during the period July 1 through June 30.

Note 2 – Biennial Appropriations

Biennial appropriations, which are located in House Bills 13 and 16-20, are appropriations to be spent over two years. The balance after the first year of the appropriation that ended June 30, 2004 was rolled over into the current fiscal year. The appropriation amount reported in the current fiscal year is the rollover amount from fiscal year 2004 plus any increases and less any decreases to the appropriations, which occurred during fiscal year 2005.

Corrections were made to biennial appropriations, thereby increasing the appropriation and reducing fiscal year 2005 expenditures. Adjustments were made to the following appropriations in order to reflect these changes, so that the appropriation amount reappropriated from fiscal year 2004 would match the current year's appropriation balance.

<u>Appropriation</u>	<u>Fund</u>	<u>Agency</u>	<u>Adjusted Amount</u>
1980	0155	421	\$ (7,496.69)
6406	0613	781	(6,761.68)
6405	0415	781	6,761.68

Note 3 – Article X Distributions/Appropriated Transfers

Article X, Sections 16 through 24 of the Missouri Constitution establishes a revenue limit for Missouri State Government. When total revenues exceed the limit, income tax refunds are generated. During fiscal year 2005, the State did not refund any money. When refunds are issued, the refunds are initially paid from the General Revenue Fund and various other funds reimburse their share of the refund liability through operating transfers to the General Revenue Fund as appropriated per H.B. 4.035 by the General Assembly.

STATE OF MISSOURI
NOTES TO THE APPROPRIATION ACTIVITY REPORT
APPROPRIATION YEAR 2005

Note 4 – Court Ordered Desegregation

The expenditures of the St. Louis Desegregation Plan are mandated by court order. The amounts paid for the current year and prior years are:

<u>Appropriation Year</u>	<u>Projected Expenditures</u>	<u>Expenditures</u>	<u>Lapses</u>
2005	\$ 15,000,000	\$ 15,000,000	\$ ---
2004	16,500,000	16,500,000	---
2003	20,000,000	20,000,000	---
2002	20,000,000	20,000,000	---
2001	50,000,000	50,000,000	---
2000	53,500,000	53,476,585	23,415
1999	191,862,972	188,799,736	3,063,236
1998	158,800,000	147,021,949	11,778,051
1997	151,700,000	138,086,852	13,613,148
1996	153,700,000	148,291,471	5,408,529
1995	155,700,000	139,258,397	16,441,603
1994	147,600,000	134,202,695	13,397,305
1993	147,100,000	136,028,438	11,071,562
1992	144,600,000	137,189,737	7,410,263
1991	135,200,000	132,695,771	2,504,229
1990	135,000,000	122,161,135	12,838,865
1989	129,000,000	116,999,047	12,000,953
1988	107,200,000	93,957,886	13,242,114
1987	84,700,000	83,473,429	1,226,571
1986	74,800,000	66,300,504	8,499,496
1985	59,200,000	57,095,304	2,104,696
1984	40,400,000	37,424,743	2,975,257
1983	21,000,000	17,187,556	3,812,444
1982	13,500,000	13,140,216	359,784
1981	10,180,490	8,530,000	1,650,490

Note 5 – Other Transfers

These amounts consist primarily of transfers between funds which stand appropriated per either the State constitution or the State statutes. Also included are transfers between funds which correct transactions occurring in a prior fiscal/appropriation year. Beginning in fiscal year 2002, all transfers were appropriated, therefore there are no other transfers.

**STATE OF MISSOURI
NOTES TO THE APPROPRIATION ACTIVITY REPORT
APPROPRIATION YEAR 2005**

Note 6 – General Fund

The General Fund includes General Revenue Funds and Federal Funds.

Fund Number	Fund Name
General Revenue Funds:	
0100	Budget Reserve
0101	General Revenue
0106	Cash Operating Reserve
0107	Budget Stabilization
0108	Uncompensated Care
0113	Health Interagency Payments
0124	Facilities Maintenance Reserve
0128	State Property Preservation
0139	Intergovernmental Transfer
0142	Federal Reimbursement Allowance
0144	Pharmacy Reimbursement Allowance
0161	Title XIX – Patient Placement
0164	State Treasurer's General Operation
0169	Child Support Enforcement Collections
0172	Missouri Technology Investment
0173	Microenterprise Loan
0174	Missouri Water Development
0176	General Revenue Reimbursements
0177	Missouri Humanities Council Trust
0179	General Revenue – Cultural Sub-Account
0196	Nursing Facility Federal Reimbursement Allowance
0198	Post Closure
0603	Attorney General's Court Costs
0617	Disproportionate Share
0666	Attorney General's Anti-Trust
0686	State Elections Subsidy
0692	State Legal Expense
Federal Funds	
0104-0199	<i>(excluding Fund Numbers listed above and 0109, 0131, and 0134)</i>
0610	Division of Family Services – Administrative
0663	Missouri Disaster
0697	Abandoned Mined Reclamation
0948	Unemployment Compensation Administration

This reporting is consistent with Missouri's Comprehensive Annual Financial Report.

**STATE OF MISSOURI
NOTES TO THE APPROPRIATION ACTIVITY REPORT
APPROPRIATION YEAR 2005**

Note 7 – General Revenue Fund

Operational results for the General Revenue Fund (Fund 0101) for fiscal year 2005 are as follows:

Revenues	
Taxes	\$ 7,551,275,068
Licenses, Fees, and Permits	74,185,455
Sales, Services, Leases and Rentals	98,053,353
Bond Sale Proceeds	---
Contributions and Intergovernmental	1,027,652
Interest, Penalties, and Unclaimed Property	20,314,911
Refunds	13,410,757
Miscellaneous Revenues	24,996,490
Subtotal	<u>7,783,263,686</u>
Transfers In	<u>906,002,853</u>
Total Revenues and Transfers In	8,689,266,539
Expenditures	
Personal Service	1,013,491,748
Expense and Equipment	431,825,754
Capital Improvements	8,142,291
Program Specific	3,730,283,746
Refunds	---
Court Order Desegregation Payments	15,000,000
Subtotal	<u>5,198,743,539</u>
Transfers Out	<u>3,693,687,766</u>
Total Expenditures and Transfers Out	<u>8,892,431,305</u>
Excess Revenues and Transfers In	<u><u>\$ (203,164,766)</u></u>

Note 8 – Refunds

In fiscal year 2005, refunds in the amount of \$1,127,619,246 for all funds and \$1,071,305,603 for general revenue funds are reported on a separate line on page 3 and page 5 of this report. Refunds are reported as program specific expenditures on all remaining pages.