

STATE OF MISSOURI

APPROPRIATION ACTIVITY REPORT




APPROPRIATION YEAR 2006

**OFFICE OF ADMINISTRATION
DIVISION OF ACCOUNTING**

APPROPRIATION ACTIVITY REPORT

APPROPRIATION YEAR 2006



STATE OF MISSOURI

MATT BLUNT
GOVERNOR

MICHAEL N. KEATHLEY
COMMISSIONER
OFFICE OF ADMINISTRATION

THOMAS J. SADOWSKI
DIRECTOR
DIVISION OF ACCOUNTING

(THIS PAGE INTENTIONALLY LEFT BLANK)

Matt Blunt
Governor



Michael N. Keathley
Commissioner

State of Missouri
OFFICE OF ADMINISTRATION
Division of Accounting
570 Truman Building, 301 West High Street
Post Office Box 809
Jefferson City, Missouri 65102
(573) 751-2971
INTERNET: <http://www.oa.mo.gov/acct>
E-MAIL: acctmail@mail.mo.gov

Thomas J. Sadowski
Director

September 12, 2006

The Honorable Matt Blunt
Governor of Missouri
State Capitol
Jefferson City, Missouri 65101

Dear Governor Blunt:

I am pleased to submit the Appropriation Activity Report of the State of Missouri for the appropriation year July 1, 2005 through July 31, 2006.

This report, together with the annual combined financial report of the Missouri Department of Revenue and the Office of the State Treasurer, will fulfill the statutory requirements for financial reporting under Section 32.060 of the Missouri Revised Statutes.

These statements present a comparative analysis of revenues to expenditures and appropriations to expenditures for Appropriation Year 2006. This report also includes a detailed analysis of appropriations and expenditures by departments, fund groups and major categories. This report is prepared on a budgetary (non-GAAP) basis of accounting. Under the budgetary basis of accounting, revenues are recorded when cash is received and expenditures when the liabilities for them are recorded.

Sincerely,

A handwritten signature in black ink that reads "Thomas Sadowski".

Thomas Sadowski, CGFM, CPA
Director

STATE OF MISSOURI
REVENUES - ALL FUNDS AND GENERAL REVENUE FUNDS
FOR FISCAL YEARS 2006 AND 2005

	Fiscal Year 2006		Fiscal Year 2005	
	All Funds	General Revenue Funds	All Funds	General Revenue Funds
<u>TAXES</u>				
Sales and Use Tax	\$ 3,097,186,977	\$ 1,993,449,255	\$ 3,031,417,953	\$ 1,957,694,190
Income Tax	5,889,520,913	5,880,866,142	5,220,858,945	5,214,328,987
Premium Tax	283,331,539	211,731,183	287,739,456	190,410,605
Commodity Tax	140,865,338	28,315,252	138,589,552	27,172,654
Corporation Franchise Tax	77,827,368	77,827,368	119,446,502	119,446,502
Motor Vehicle Fuel/Use Tax	748,243,265	6,769	751,796,435	---
Inheritance Tax	15,569,883	15,569,883	42,221,932	42,221,932
Miscellaneous Taxes	385,821,689	61,209,034	367,712,583	65,895,076
Total Taxes	10,638,366,972	8,268,974,886	9,959,783,358	7,617,169,946
<u>LICENSES, FEES AND PERMITS</u>				
Licenses and Permits	370,350,444	6,408,533	352,314,801	6,459,105
Collection Fees	21,095,935	21,040,413	19,775,880	19,728,444
Registration Fees	35,894,313	31,030,270	37,457,985	31,550,753
Regulatory Fees	72,998,487	881,525	71,877,405	704,905
Inspection Fees	9,400,626	511,751	9,629,839	481,988
Court Fees	22,925,711	14,155,777	21,604,235	13,497,017
Financial Institute Exam Fees	7,924,104	---	7,209,189	---
Miscellaneous Fees	113,994,230	1,890,139	104,132,892	1,989,239
Total Licenses, Fees and Permits	654,583,850	75,918,408	624,002,226	74,411,451
<u>SALES</u>				
Bond Sales	370,196,047	---	---	---
Working Capital Revolving Fund Sales	28,467,750	---	28,869,446	---
Lottery Sales	416,691,040	---	345,575,845	---
Sales	34,243,070	1,960,056	31,419,496	2,178,377
Total Sales	849,597,907	1,960,056	405,864,787	2,178,377
<u>LEASES AND RENTALS</u>				
Concessions and Recreational Rentals and Leases	2,348,190	802	2,311,396	1,066
Miscellaneous Leases and Rentals	27,333,924	28,990	25,260,721	151,184
Total Leases and Rentals	29,682,114	29,792	27,572,117	152,250

**STATE OF MISSOURI
REVENUES - ALL FUNDS AND GENERAL REVENUE FUNDS
FOR FISCAL YEARS 2006 AND 2005**

	Fiscal Year 2006		Fiscal Year 2005	
	All Funds	General Revenue Funds	All Funds	General Revenue Funds
<u>SERVICES</u>				
Medicaid Services	218,533,460	69,055,009	159,922,063	79,088,810
Medicare Services	11,840,541	11,102,228	13,104,191	12,559,144
Other Medical Services	10,022,984	9,796,831	9,750,998	9,667,811
Other Services	162,775	---	118,104	308
Interagency Services	100,464,778	336,459	99,686,721	106,652
Total Services	<u>341,024,538</u>	<u>90,290,527</u>	<u>282,582,077</u>	<u>101,422,725</u>
<u>CONTRIBUTIONS AND INTER- GOVERNMENTAL RECEIPTS</u>				
Federal Grants	7,191,905,134	1,323,774,712	7,120,487,171	1,173,164,600
Others	85,715,387	315,500	77,492,954	663,379
Total Contributions and Intergovernmental Receipts	<u>7,277,620,521</u>	<u>1,324,090,212</u>	<u>7,197,980,125</u>	<u>1,173,827,979</u>
<u>INTEREST, PENALTIES AND UNCLAIMED PROPERTIES</u>				
Interest	130,638,446	53,138,146	74,380,397	27,972,434
Penalties	23,957,050	1,634,867	25,826,073	1,622,286
Unclaimed Properties	92,367,977	500,235	53,672,925	58,211
Total Interest, Penalties and Unclaimed Properties	<u>246,963,473</u>	<u>55,273,248</u>	<u>153,879,395</u>	<u>29,652,931</u>
<u>REFUNDS</u>				
Medicare-Medicaid Refunds	413,909,727	12,914,201	331,852,999	8,221,225
School Refunds	5,663,799	2,658,260	6,003,910	3,325,845
Cost Reimbursements	565,968	565,968	447,889	447,889
Miscellaneous Refunds	8,142,338	1,228,639	9,525,870	1,464,253
Total Refunds	<u>428,281,832</u>	<u>17,367,068</u>	<u>347,830,668</u>	<u>13,459,212</u>
<u>MISCELLANEOUS RECEIPTS</u>				
Redeposit of Investment/ Loan Principal	35,606,333	---	50,046,710	---
Bond Account	6,375,510	6,375,510	7,278,870	7,278,870
Miscellaneous Receipts	431,459,162	34,076,900	463,588,480	62,541,979
Total Miscellaneous Receipts	<u>473,441,005</u>	<u>40,452,410</u>	<u>520,914,060</u>	<u>69,820,849</u>
TOTAL REVENUES	<u>\$ 20,939,562,212</u>	<u>\$ 9,874,356,607</u>	<u>\$ 19,520,408,813</u>	<u>\$ 9,082,095,720</u>

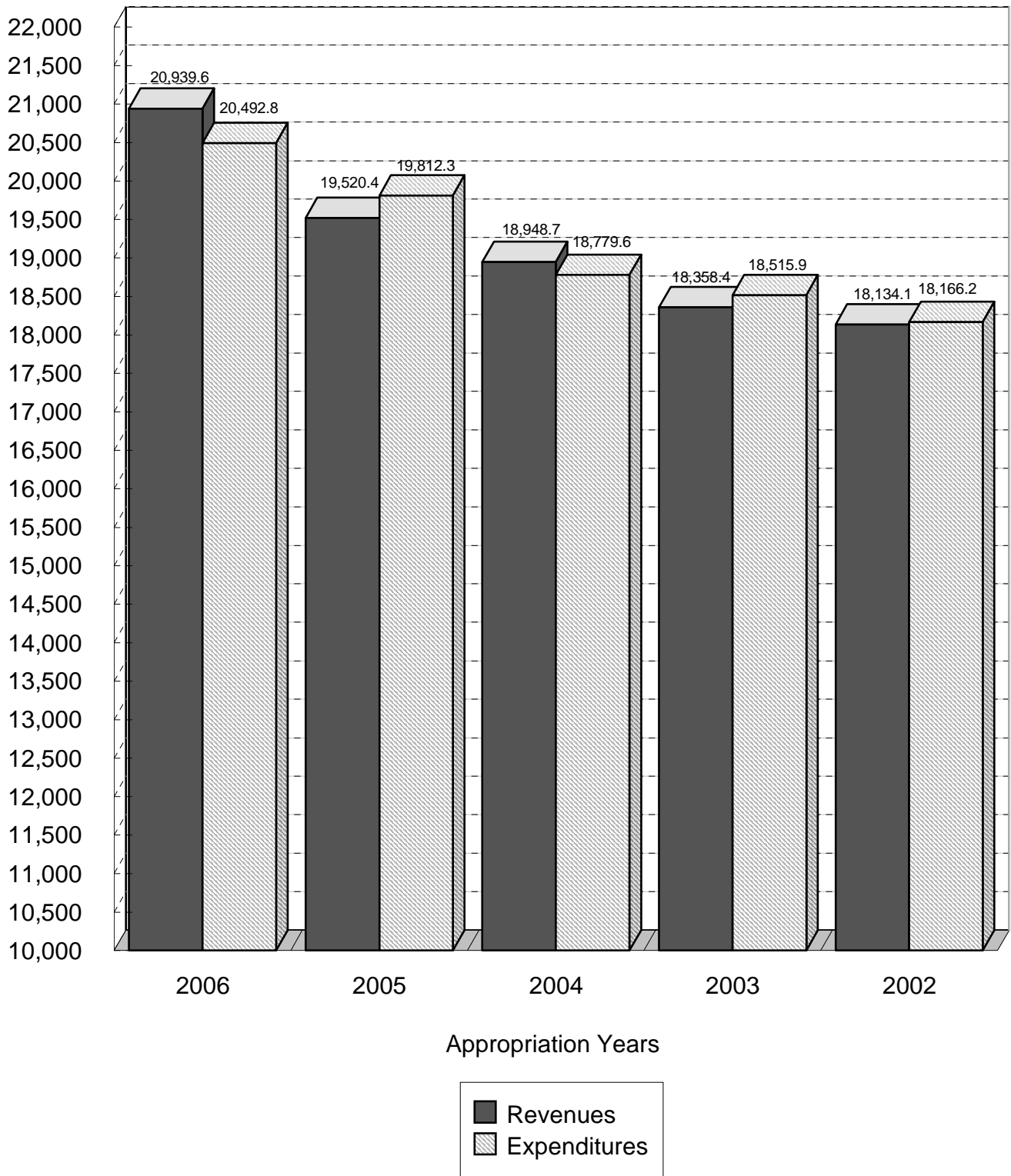
The notes are an integral part of this report.

STATE OF MISSOURI
SCHEDULE OF REVENUES, EXPENDITURES AND TRANSFERS
FOR THE PAST FIVE YEARS - ALL FUNDS

	Fiscal Year 2006	Fiscal Year 2005	Fiscal Year 2004	Fiscal Year 2003	Fiscal Year 2002
<u>REVENUES AND TRANSFERS IN</u>					
Revenues					
Taxes	\$ 10,638,366,972	\$ 9,959,783,358	\$ 9,523,453,463	\$ 9,116,302,626	\$ 9,226,620,293
Licenses, Fees and Permits	654,583,850	624,002,226	611,292,774	590,254,798	577,952,525
Sales, Services, Leases and Rentals	850,108,512	716,018,981	712,287,275	669,505,517	611,079,712
Bond Sale Proceeds	370,196,047	---	262,829,539	398,337,310	413,049,331
Contributions and Intergovernmental	7,277,620,521	7,197,980,125	6,772,445,217	6,554,375,002	6,021,915,939
Interest, Penalties and Unclaimed Properties	246,963,473	153,879,395	150,930,937	128,061,473	162,584,853
Refunds	428,281,832	347,830,668	270,454,635	241,327,807	242,634,885
Miscellaneous Revenues	473,441,005	520,914,060	645,049,984	660,240,056	878,256,384
Total Revenues	20,939,562,212	19,520,408,813	18,948,743,824	18,358,404,589	18,134,093,922
Total Transfers In	7,146,391,450	6,281,599,175	6,320,713,083	6,471,163,936	6,105,195,292
Total Revenues and Transfers In	\$ 28,085,953,662	\$ 25,802,007,988	\$ 25,269,456,907	\$ 24,829,568,525	\$ 24,239,289,214
	Appropriation Year 2006	Appropriation Year 2005	Appropriation Year 2004	Appropriation Year 2003	Appropriation Year 2002
<u>EXPENDITURES AND TRANSFERS OUT</u>					
Expenditures					
Personal Service Expense and Equipment	\$ 2,778,457,229	\$ 2,774,525,126	\$ 2,602,286,428	\$ 3,277,067,867	\$ 3,291,274,856
Capital Improvements	1,567,672,210	1,503,661,254	1,485,537,149	1,520,763,090	1,426,878,224
Program Specific	1,204,420,755	897,297,466	1,072,039,063	1,150,274,493	1,193,884,983
Refunds (Note 7)	13,743,238,856	13,494,177,232	12,476,813,097	11,282,224,805	11,068,042,734
Article X Distribution (Note 3)	1,185,966,194	1,127,619,246	1,126,465,832	1,259,651,138	1,166,155,402
Court Ordered Desegregation Payments (Note 4)	---	---	---	5,950,032	---
Total Expenditures	13,000,000	15,000,000	16,500,000	20,000,000	20,000,000
Transfers Out	20,492,755,244	19,812,280,324	18,779,641,569	18,515,931,425	18,166,236,199
Total Expenditures and Transfers Out	7,146,391,450	6,281,624,533	6,320,713,083	6,471,163,936	6,105,195,292
Excess Revenues and Transfers In (Expenditures and Transfers Out)	27,639,146,694	26,093,904,857	25,100,354,652	24,987,095,361	24,271,431,491
	\$ 446,806,968	\$ (291,896,869)	\$ 169,102,255	\$ (157,526,836)	\$ (32,142,277)

The notes are an integral part of this report.

STATE OF MISSOURI
CHART OF REVENUES AND EXPENDITURES
FOR THE PAST FIVE YEARS - ALL FUNDS
Millions of Dollars

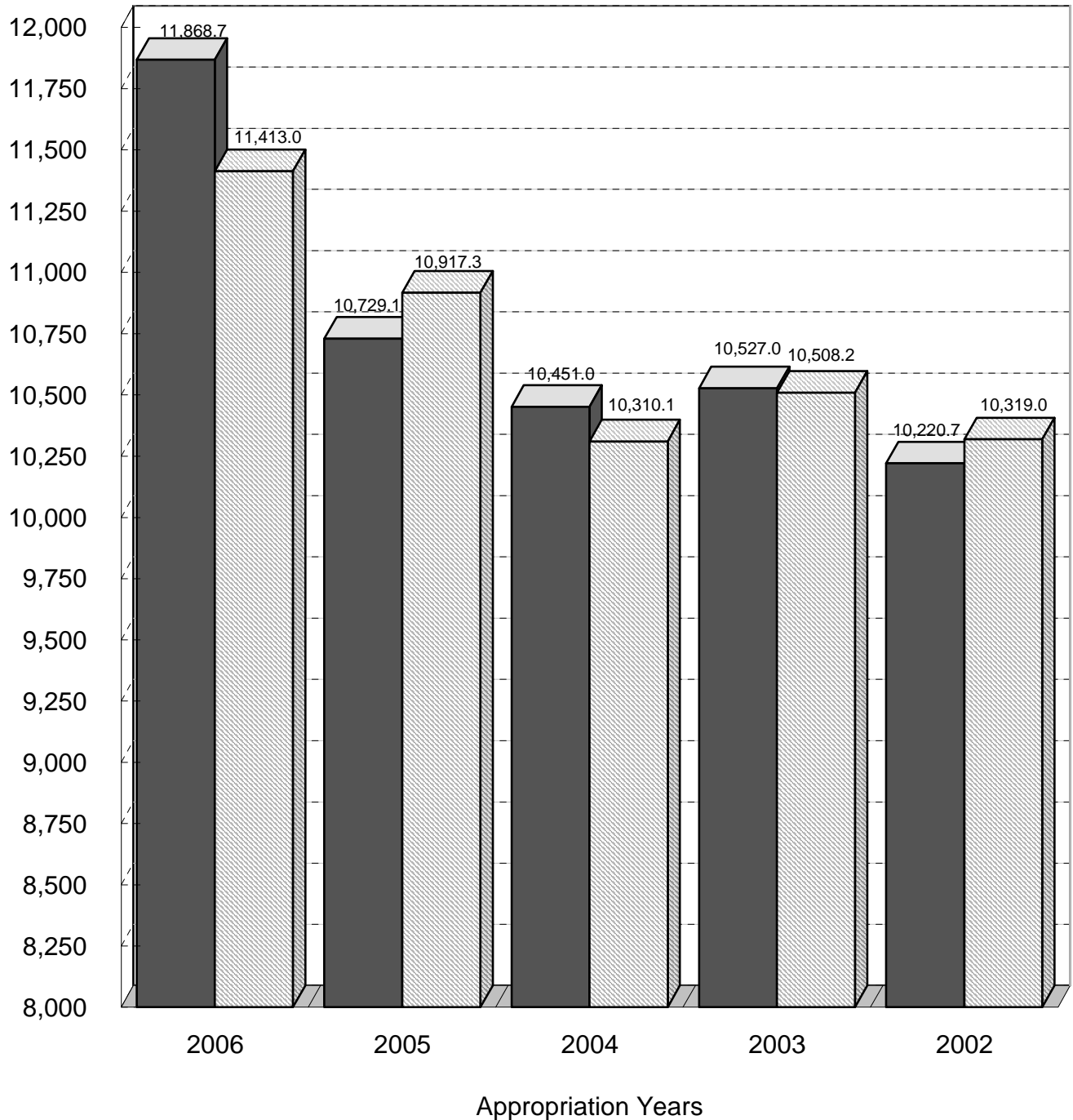


STATE OF MISSOURI
SCHEDULE OF REVENUES, EXPENDITURES AND TRANSFERS
FOR THE PAST FIVE YEARS - GENERAL REVENUE FUNDS

	Fiscal Year 2006	Fiscal Year 2005	Fiscal Year 2004	Fiscal Year 2003	Fiscal Year 2002
<u>REVENUES AND TRANSFERS IN</u>					
Revenues					
Sales and Use Tax	\$ 1,993,449,255	\$ 1,957,694,190	\$ 1,902,255,404	\$ 1,799,486,436	\$ 1,816,896,338
Individual Income Tax	5,352,025,061	4,859,938,620	4,571,546,157	4,369,512,453	4,460,220,512
Corporate Income Tax	528,841,081	354,390,367	329,596,001	335,187,599	449,025,210
County Foreign Insurance Tax	189,702,197	165,480,625	162,129,552	157,209,442	160,589,220
Liquor Taxes and Licenses	24,018,327	22,980,884	22,452,148	21,425,120	21,548,075
Beer Taxes and Licenses	8,416,377	8,179,281	8,339,952	8,225,453	8,239,840
Corporation Franchise Tax	77,827,368	119,446,502	91,387,675	68,363,407	20,753,109
Inheritance Tax	15,569,883	42,221,932	75,115,067	79,070,868	136,954,927
Miscellaneous Taxes	83,244,183	90,825,057	65,401,809	57,746,637	30,272,635
Interest on Deposits and Investments	53,138,146	27,972,434	23,622,454	30,498,872	54,993,035
Licenses, Fees and Permits	71,799,562	70,423,939	69,008,403	63,943,163	64,452,023
Sales, Services, Leases and Rentals	92,280,375	103,753,352	106,299,432	138,499,334	126,641,345
Refunds	17,367,068	13,459,212	13,073,853	11,066,524	12,666,560
All Other Sources	1,366,677,724	1,245,329,325	1,130,325,203	1,297,214,161	1,101,431,915
Total Revenues	9,874,356,607	9,082,095,720	8,570,553,110	8,437,449,469	8,464,684,744
Total Transfers In	1,994,343,848	1,646,981,938	1,880,401,712	2,089,566,810	1,756,024,732
Total Revenues and Transfers In	\$ 11,868,700,455	\$ 10,729,077,658	\$ 10,450,954,822	\$ 10,527,016,279	\$ 10,220,709,476
	Appropriation Year 2006	Appropriation Year 2005	Appropriation Year 2004	Appropriation Year 2003	Appropriation Year 2002
<u>EXPENDITURES AND TRANSFERS OUT</u>					
Expenditures					
Personal Service Expense and Equipment	\$ 1,012,592,156	\$ 1,022,306,989	\$ 992,406,722	\$ 1,654,510,304	\$ 1,645,790,862
Capital Improvements	489,066,704	453,936,394	454,798,106	464,610,661	444,789,449
Program Specific	29,291,052	22,289,609	36,701,112	60,110,427	79,932,833
Refunds (Note 7)	3,941,066,112	3,926,202,633	3,515,395,896	2,834,212,774	2,793,143,392
Article X Distribution (Note 3)	1,128,904,333	1,071,305,603	1,075,260,981	1,166,319,532	1,116,832,976
Court Ordered Desegregation Payments (Note 4)	---	---	---	5,950,032	---
	13,000,000	15,000,000	16,500,000	20,000,000	20,000,000
Total Expenditures	6,613,920,357	6,511,041,228	6,091,062,817	6,205,713,730	6,100,489,512
Transfers Out	4,799,126,333	4,406,278,387	4,219,072,535	4,302,481,163	4,218,480,217
Total Expenditures and Transfers Out	11,413,046,690	10,917,319,615	10,310,135,352	10,508,194,893	10,318,969,729
Excess Revenues and Transfers In (Expenditures and Transfers Out)	\$ 455,653,765	\$ (188,241,957)	\$ 140,819,470	\$ 18,821,386	\$ (98,260,253)

The notes are an integral part of this report.

STATE OF MISSOURI
CHART OF REVENUES, EXPENDITURES AND TRANSFERS
FOR THE PAST FIVE YEARS - GENERAL REVENUE FUNDS
 Millions of Dollars



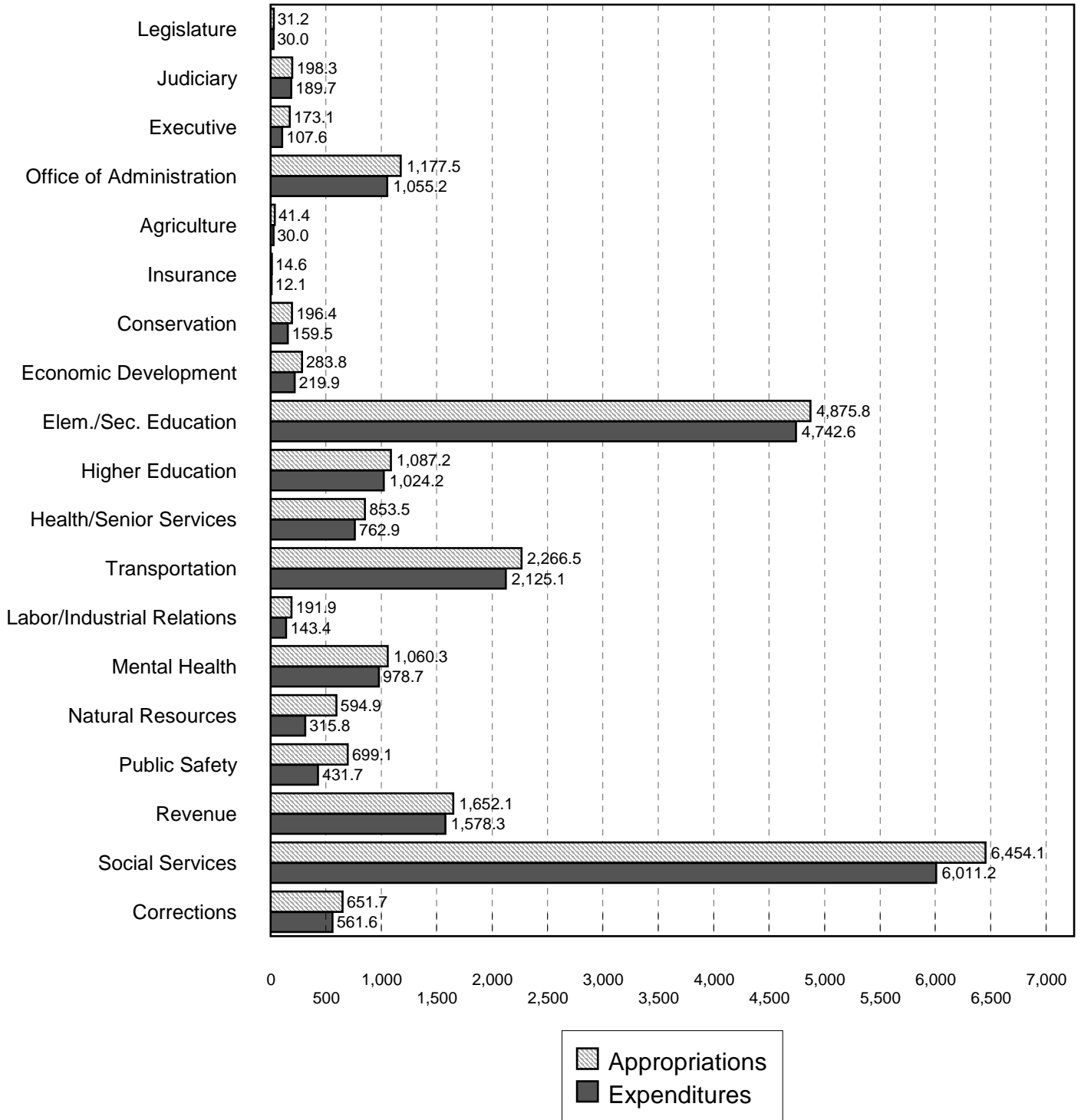
Revenues and Transfers
 Expenditures and Transfers

STATE OF MISSOURI
SUMMARY OF APPROPRIATION ACTIVITY BY DEPARTMENT
ALL FUNDS
FOR THE APPROPRIATION YEAR 2006

	Appropriations	Expenditures and Transfers Out June 30, 2006	Lapse Period Corrections and Transfers Out	Total Expenditures and Transfers Out	Biennial Rollovers to 2007	Lapse of Appropriations
Legislature	\$ 31,168,766.00	\$ 29,968,988.78	\$ (760.50)	\$ 29,968,228.28	\$ ---	\$ 1,200,537.72
Judiciary	198,277,501.00	189,708,243.68	---	189,708,243.68	---	8,569,257.32
Executive	173,129,590.00	107,620,251.57	---	107,620,251.57	---	65,509,338.43
Office of Administration	1,177,499,477.00	1,055,234,425.86	(2,211.96)	1,055,232,213.90	27,735,191.36	94,532,071.74
Agriculture	41,384,183.00	30,039,904.92	920.00	30,040,824.92	2,142,430.17	9,200,927.91
Insurance	14,581,970.00	12,080,610.65	---	12,080,610.65	---	2,501,359.35
Conservation	196,373,226.00	159,518,208.25	---	159,518,208.25	27,226,198.09	9,628,819.66
Economic Development	283,833,273.00	219,941,650.24	816.00	219,942,466.24	234,037.70	63,656,769.06
Elementary and Secondary Education	4,875,824,592.00	4,742,649,799.00	---	4,742,649,799.00	8,180,122.00	124,994,671.00
Higher Education	1,087,203,839.00	1,024,245,215.51	---	1,024,245,215.51	19,600,419.18	43,358,204.31
Health and Senior Services	853,549,063.00	762,851,305.33	187.01	762,851,492.34	3,292,244.93	87,405,325.73
Transportation	2,266,488,731.00	2,125,137,482.45	7,867.16	2,125,145,349.61	---	141,343,381.39
Labor and Indus- trial Relations	191,888,843.00	143,377,663.67	---	143,377,663.67	14,857,054.21	33,654,125.12
Mental Health	1,060,297,546.00	978,661,050.91	4,516.19	978,665,567.10	32,111,983.97	49,519,994.93
Natural Resources	594,880,425.00	315,790,823.79	791.49	315,791,615.28	17,570,649.62	261,518,160.10
Public Safety	699,081,841.00	431,736,962.61	3,785.17	431,740,747.78	201,734,965.94	65,606,127.28
Revenue	1,652,075,565.00	1,578,324,710.88	---	1,578,324,710.88	377,352.54	73,373,501.58
Social Services	6,454,099,640.00	6,011,233,957.46	2,582.23	6,011,236,539.69	2,606,558.74	440,256,541.57
Corrections	651,709,142.00	561,614,302.88	1,192.55	561,615,495.43	49,604,292.68	40,489,353.89
Subtotals	22,503,347,213.00	20,479,735,558.44	19,685.34	20,479,755,243.78	407,273,501.13	1,616,318,468.09
Appropriated Transfers Out	7,553,308,710.00	7,146,393,662.37	(2,211.96)	7,146,391,450.41	60,686,755.00	346,230,504.59
Court Ordered Desegregation Payments (Note 4)	13,000,000.00	13,000,000.00	---	13,000,000.00	---	---
Totals	<u>\$ 30,069,655,923.00</u>	<u>\$ 27,639,129,220.81</u>	<u>\$ 17,473.38</u>	<u>\$ 27,639,146,694.19</u>	<u>\$ 467,960,256.13</u>	<u>\$ 1,962,548,972.68</u>

The notes are an integral part of this report.

STATE OF MISSOURI
CHART OF APPROPRIATIONS AND EXPENDITURES BY DEPARTMENT
ALL FUNDS
FOR THE APPROPRIATION YEAR 2006
Millions of Dollars

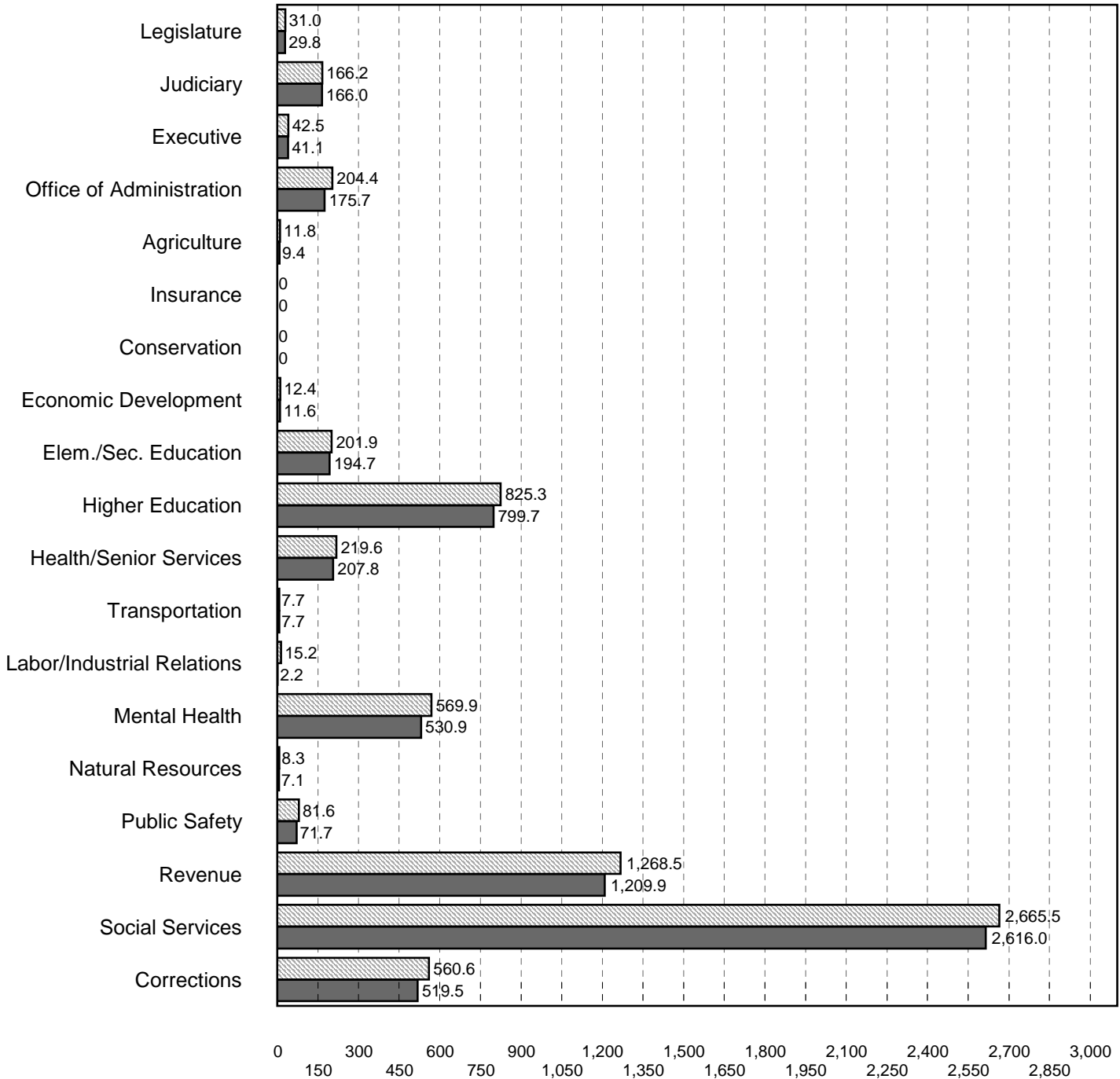


STATE OF MISSOURI
SUMMARY OF APPROPRIATION ACTIVITY BY DEPARTMENT
GENERAL REVENUE FUNDS
FOR THE APPROPRIATION YEAR 2006

	Appropriations	Expenditures and Transfers Out June 30, 2006	Lapse Period Corrections and Transfers Out	Total Expenditures and Transfers Out	Biennial Rollovers to 2007	Lapse of Appropriations
Legislature	\$ 30,976,075.00	\$ 29,819,844.51	\$ (760.50)	\$ 29,819,084.01	\$ ---	\$ 1,156,990.99
Judiciary	166,219,607.00	166,035,898.78	---	166,035,898.78	---	183,708.22
Executive	42,536,249.00	41,109,866.94	---	41,109,866.94	---	1,426,382.06
Office of Administration	204,393,132.00	175,709,470.55	---	175,709,470.55	23,850,696.13	4,832,965.32
Agriculture	11,825,182.00	9,440,827.07	---	9,440,827.07	2,111,616.94	272,737.99
Insurance	---	---	---	---	---	---
Conservation	---	---	---	---	---	---
Economic Development	12,388,277.00	11,569,822.81	---	11,569,822.81	234,037.20	584,416.99
Elementary and Secondary Education	201,927,808.00	194,672,900.46	89.20	194,672,989.66	5,153,853.95	2,100,964.39
Higher Education	825,304,857.00	799,743,885.74	---	799,743,885.74	761,550.00	24,799,421.26
Health and Senior Services	219,584,396.00	207,708,663.01	117,872.95	207,826,535.96	2,470,892.00	9,286,968.04
Transportation	7,725,483.00	7,711,230.41	---	7,711,230.41	---	14,252.59
Labor and Indus- trial Relations	15,157,415.00	2,152,581.41	---	2,152,581.41	12,917,975.97	86,857.62
Mental Health	569,903,802.00	530,874,705.79	4,168.11	530,878,873.90	30,798,216.33	8,226,711.77
Natural Resources	8,334,645.00	7,148,131.32	(0.20)	7,148,131.12	607,023.76	579,490.12
Public Safety	81,594,999.00	71,693,579.96	2,704.95	71,696,284.91	6,944,639.93	2,954,074.16
Revenue	1,268,532,989.00	1,209,928,496.21	---	1,209,928,496.21	60,481.00	58,544,011.79
Social Services	2,665,521,026.00	2,615,981,589.11	5,942.07	2,615,987,531.18	1,067,766.42	48,465,728.40
Corrections	560,635,407.00	519,487,653.76	1,192.55	519,488,846.31	19,554,160.96	21,592,399.73
Subtotals	6,892,561,349.00	6,600,789,147.84	131,209.13	6,600,920,356.97	106,532,910.59	185,108,081.44
Appropriated Transfers Out	4,977,460,819.00	4,799,090,134.91	36,198.21	4,799,126,333.12	60,686,755.00	117,647,730.88
Court Ordered Desegregation Payments (Note 4)	13,000,000.00	13,000,000.00	---	13,000,000.00	---	---
Totals	<u>\$ 11,883,022,168.00</u>	<u>\$ 11,412,879,282.75</u>	<u>\$ 167,407.34</u>	<u>\$ 11,413,046,690.09</u>	<u>\$ 167,219,665.59</u>	<u>\$ 302,755,812.32</u>

The notes are an integral part of this report.

STATE OF MISSOURI
CHART OF APPROPRIATIONS AND EXPENDITURES BY DEPARTMENT
GENERAL REVENUE FUNDS
FOR THE APPROPRIATION YEAR 2006
Millions of Dollars



Appropriations
 Expenditures

(THIS PAGE INTENTIONALLY LEFT BLANK)

**STATE OF MISSOURI
OPERATING COSTS AND FLOW THROUGH PAYMENTS BY DEPARTMENT
ALL FUNDS
APPROPRIATION YEAR 2006**

Each year State departments receive appropriations. These appropriations include expenditures to operate the department, expenditures made for the benefit of other departments and distributions to other entities such as local governments or school districts. The "operating costs" are the expenditures made from the department's appropriations which are used to provide that department's services. The "flow through payments" include expenditures used to fund other entities' or other departments' expenses and distributions to individuals, other entities or other departments for ultimate expenditure.

An analysis of an agency's operating costs gives a better indication of its effectiveness because operating costs are directly controlled by the agency's management. Flow through payments are normally the result of statutory or grant requirements. The spending of these moneys is more directly controlled by the entity or department which receives the flow through moneys.

The schedule on the following page shows that the moneys appropriated to an agency are not totally used for operation of that agency. This schedule shows appropriated expenditures for appropriation year 2006. However, these figures do not include appropriated expenditures of \$1,184,732,797.34 for refunds for overpayment of taxes and fees or investment of State money.

Expenditures for retirement, social security, health care, deferred compensation, reimbursements to Employment Security, statewide insurance, capital improvements, and building and grounds in the amount of \$2,129,213,478.22 have been allocated to the various departments. Most of the funding was appropriated to the Office of Administration.

The expenditures for debt service are segregated as they represent operating expenditures of the State as a whole. These expenditures are normally administered by the Office of Administration.

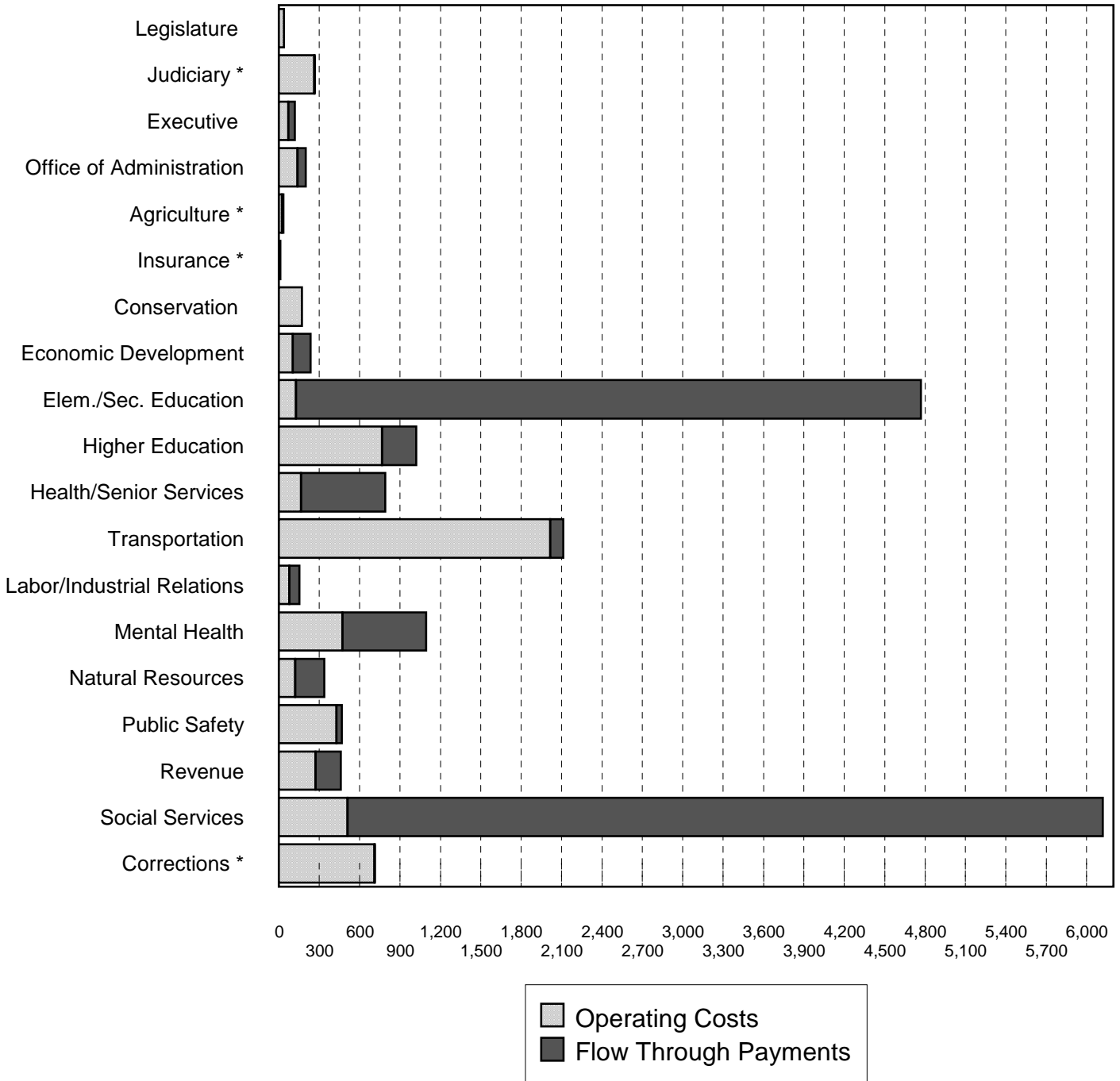
The expenditures for the court ordered desegregation payments (Note 4) are segregated because they are mandated by court order. These expenditures are normally administered by the Department of Elementary and Secondary Education.

**STATE OF MISSOURI
OPERATING COSTS AND FLOW THROUGH PAYMENTS BY DEPARTMENT
ALL FUNDS
APPROPRIATION YEAR 2006**

	Operating Costs	Flow Through Payments
Legislature	\$ 38,913,925.07	\$ ---
Judiciary	263,132,813.64	3,776,312.00
Executive	69,896,653.90	50,925,453.54
Office of Administration	141,021,900.03	59,740,233.63
Agriculture	26,114,320.73	8,196,822.91
Insurance	14,601,180.65	758,593.90
Conservation	173,701,236.51	---
Economic Development	104,575,766.78	134,177,677.29
Elementary and Secondary Education	128,621,426.56	4,643,702,410.56
Higher Education	768,200,971.81	255,544,446.44
Health and Senior Services	165,292,743.26	628,825,142.31
Transportation (Note 8)	2,018,101,329.95	98,165,205.37
Labor and Industrial Relations (Note 8)	80,717,019.57	75,528,329.66
Mental Health	473,808,037.11	623,943,597.06
Natural Resources	123,939,917.54	217,070,863.02
Public Safety	429,467,440.67	41,495,796.17
Revenue	274,200,511.43	187,749,914.33
Social Services	512,739,700.21	5,609,585,145.00
Corrections	712,474,693.24	1,173,567.77
Debt Service (Note 8)	135,141,346.82	---
Court Ordered Desegregation Payments (Note 4)	---	13,000,000.00
Totals	<u>\$ 6,654,662,935.48</u>	<u>\$ 12,653,359,510.96</u>

The notes are an integral part of this report.

STATE OF MISSOURI
CHART OF OPERATING COSTS AND FLOW THROUGH PAYMENTS BY DEPARTMENT
ALL FUNDS
FOR THE APPROPRIATION YEAR 2006
Millions of Dollars



*Immaterial Flow Through amounts not shown on this scale.

STATE OF MISSOURI
SUMMARY OF EXPENDITURES BY MAJOR CATEGORY
AND FUND GROUP AND TRANSFERS OUT BY FUND GROUP
FOR THE APPROPRIATION YEAR 2006

	Personal Service	Expense and Equipment	Capital Improvements	Program Specific (Note 7)	Appropriated Transfers Out	Court Ordered Desegregation Payments (Note 4)	Totals
General Fund							
General Revenue							
Funds	\$ 1,012,592,155.69	\$ 489,066,703.76	\$ 29,291,052.13	\$ 5,069,970,445.39	\$ 4,799,126,333.12	\$ 13,000,000.00	\$ 11,413,046,690.09
Federal Funds	320,906,327.95	268,421,901.07	21,008,154.21	4,895,577,805.92	201,175,606.80	---	5,707,089,795.95
Special Revenue Funds	311,208,434.98	219,720,620.68	31,611,415.01	4,574,830,747.78	1,742,302,342.16	---	6,879,673,560.61
Debt Service Funds	---	---	---	85,609,430.45	24,038,150.33	---	109,647,580.78
Capital Projects Funds	368,996,107.92	330,221,808.43	1,119,590,012.43	240,788,459.64	23,003,653.38	---	2,082,600,041.80
Permanent Funds	---	11,263.20	---	---	177.00	---	11,440.20
Enterprise Funds	39,149,147.90	157,247,925.00	2,630,957.72	13,195,734.39	280,107,444.50	---	492,331,209.51
Internal Service Funds	31,975,559.84	99,504,894.82	289,163.84	5,533,439.47	16,063,650.07	---	153,366,708.04
Agency Funds	693,170,060.58	54,224.27	---	13,681,935.29	7,916,317.57	---	714,822,537.71
Private Purpose Trust Funds	459,434.08	3,422,868.73	---	30,017,051.21	52,657,775.48	---	86,557,129.50
Totals	\$ 2,778,457,228.94	\$ 1,567,672,209.96	\$ 1,204,420,755.34	\$ 14,929,205,049.54	\$ 7,146,391,450.41	\$ 13,000,000.00	\$ 27,639,146,694.19

The notes are an integral part of this report.

(THIS PAGE INTENTIONALLY LEFT BLANK)

STATE OF MISSOURI
SUMMARY OF EXPENDITURES BY DEPARTMENT,
FUND GROUP AND MAJOR CATEGORY AND TRANSFERS OUT BY FUND GROUP
FOR THE APPROPRIATION YEAR 2006

	General Fund										Totals
	General		Special Revenue Funds	Debt Service Funds	Capital Projects Funds	Permanent Funds	Enterprise Funds	Internal Service Funds	Agency Funds	Private Purpose Trust Funds	
	Revenue Funds	Federal Funds									
Legislature											
Personal Service	\$ 23,056,451.11	\$ ---	\$ 58,378.20	\$ ---	\$ ---	\$ ---	\$ ---	\$ ---	\$ ---	\$ ---	\$ 23,114,829.31
Expense and Equipment	6,762,632.90	---	37,108.76	---	---	---	---	53,657.31	---	---	6,853,398.97
Capital Improvements	---	---	---	---	---	---	---	---	---	---	---
Program Specific (Note 7)	---	---	---	---	---	---	---	---	---	---	---
Judiciary											
Personal Service	149,082,277.68	2,218,083.05	2,118,680.08	---	---	---	---	---	---	---	153,419,040.81
Expense and Equipment	16,267,868.01	6,452,370.15	7,403,719.99	---	---	---	---	103,385.33	---	---	30,227,343.48
Capital Improvements	10,079.49	---	---	---	---	---	---	---	---	---	10,079.49
Program Specific (Note 7)	675,673.60	---	3,739,439.14	---	---	---	---	90.00	1,636,577.16	---	6,051,779.90
Executive											
Personal Service	26,607,913.35	2,321,579.63	4,862,363.27	---	---	---	72,251.97	20,825.93	---	459,434.08	34,344,368.23
Expense and Equipment	10,127,442.60	6,330,013.29	9,539,362.58	---	---	---	---	125,125.83	---	603,463.11	26,725,407.41
Capital Improvements	1,395.73	---	494.00	---	---	---	---	---	---	---	1,889.73
Program Specific (Note 7)	4,373,115.26	22,062,400.86	650,475.75	---	---	---	---	---	---	19,462,594.33	46,548,586.20
Office of Administration											
Personal Service	15,973,379.89	575,522.19	432,529.16	---	---	---	587,099.58	14,797,661.98	693,170,060.58	---	725,536,253.38
Expense and Equipment	36,550,756.43	983,029.67	640,013.58	---	---	---	2,324,081.26	66,322,088.58	54,224.27	---	106,874,193.79
Capital Improvements	12,828,899.90	---	---	---	9,248.00	---	---	189,077.32	---	---	13,027,225.22
Program Specific (Note 7)	110,356,434.33	5,506,467.40	4,814,941.71	85,609,430.45	566,135.09	---	231,557.99	2,558,546.20	151,028.34	---	209,794,541.51
Agriculture											
Personal Service	6,519,947.91	891,673.19	3,025,068.08	---	---	---	995,928.51	---	---	---	11,432,617.69
Expense and Equipment	2,115,127.61	877,266.36	2,388,564.48	---	174.18	---	2,926,323.10	---	---	---	8,307,455.73
Capital Improvements	785,552.12	---	---	---	97,551.59	---	16,225.00	---	---	---	899,328.71
Program Specific (Note 7)	20,199.43	96,890.23	9,263,137.00	---	---	---	21,196.13	---	---	---	9,401,422.79
Insurance											
Personal Service	---	---	8,964,780.09	---	---	---	---	---	---	---	8,964,780.09
Expense and Equipment	---	---	2,273,589.79	---	---	---	---	---	---	---	2,273,589.79
Capital Improvements	---	---	---	---	---	---	---	---	---	---	---
Program Specific (Note 7)	---	558,593.90	283,646.87	---	---	---	---	---	---	---	842,240.77
Conservation											
Personal Service	---	---	74,606,344.18	---	---	---	---	---	---	---	74,606,344.18
Expense and Equipment	---	---	52,250,342.28	---	---	---	---	---	---	---	52,250,342.28
Capital Improvements	---	---	23,470,110.77	---	---	---	---	---	---	---	23,470,110.77
Program Specific (Note 7)	---	---	9,191,411.02	---	---	---	---	---	---	---	9,191,411.02
Economic Development											
Personal Service	3,638,589.88	19,627,714.92	20,246,276.81	---	---	---	---	3,842,999.29	---	---	47,355,580.90
Expense and Equipment	2,141,824.49	8,391,460.94	18,988,148.66	---	---	---	---	1,707,358.36	---	---	31,228,792.45
Capital Improvements	109,486.22	---	---	---	14,119.50	---	---	991.69	---	---	124,597.41
Program Specific (Note 7)	5,679,922.22	107,394,636.63	25,220,642.96	---	---	---	---	55,298.34	2,882,995.33	---	141,233,495.48
Elementary and Secondary Education											
Personal Service	33,422,432.50	27,901,278.67	417,093.99	---	---	---	---	---	---	---	61,740,805.16
Expense and Equipment	20,288,133.35	19,376,683.91	5,501,567.54	---	---	---	---	---	---	---	45,166,384.80
Capital Improvements	934,537.31	---	1,014,876.67	---	---	---	---	---	---	---	1,949,413.98
Program Specific (Note 7)	140,027,886.50	806,945,169.39	3,686,820,139.17	---	---	---	---	---	---	---	4,633,793,195.06
Higher Education											
Personal Service	638,819.37	375,085.27	1,756,274.44	---	---	---	---	---	---	---	2,770,179.08
Expense and Equipment	285,623.37	101,876.58	8,563,858.23	---	---	---	---	---	---	2,819,405.62	11,770,763.80
Capital Improvements	825,518.00	---	2,355,099.56	---	8,355,907.26	---	---	---	---	---	11,536,524.82
Program Specific (Note 7)	797,993,925.00	1,590,323.08	197,075,287.00	---	---	---	---	---	1,508,212.73	---	998,167,747.81

**STATE OF MISSOURI
SUMMARY OF EXPENDITURES BY DEPARTMENT,
FUND GROUP AND MAJOR CATEGORY AND TRANSFERS OUT BY FUND GROUP
FOR THE APPROPRIATION YEAR 2006**

	General Fund		Special	Debt	Capital	Permanent	Enterprise	Internal	Agency	Private Purpose	Totals
	General		Revenue	Service	Projects	Funds	Funds	Service	Funds	Trust	
	Revenue	Federal	Funds	Funds	Funds			Funds		Funds	
Health and Senior Services											
Personal Service	25,093,120.33	40,498,622.08	3,820,461.56	---	---	---	---	---	---	---	69,412,203.97
Expense and Equipment	22,579,368.31	57,837,975.92	18,949,055.96	---	3,737.78	11,263.20	---	---	---	---	99,381,401.17
Capital Improvements	---	7,517.98	---	---	15,096,828.29	---	---	---	---	---	15,104,346.27
Program Specific (Note 7)	160,154,047.32	414,313,874.16	4,485,619.45	---	---	---	---	---	---	---	578,953,540.93
Transportation											
Personal Service	361,512.63	822,615.65	976,439.90	---	368,143,451.76	---	---	---	---	---	370,304,019.94
Expense and Equipment	18,926.78	2,215,633.12	249,853.01	---	329,528,091.54	---	---	---	---	---	332,012,504.45
Capital Improvements	---	---	---	---	1,081,821,410.06	---	---	---	---	---	1,081,821,410.06
Program Specific (Note 7)	7,330,791.00	64,215,068.75	40,903,859.82	---	228,557,695.59	---	---	---	---	---	341,007,415.16
Labor and Industrial Relations											
Personal Service	1,548,492.95	27,463,977.31	7,732,025.90	---	---	---	---	---	---	---	36,744,496.16
Expense and Equipment	280,594.64	9,002,243.91	18,503,928.26	---	---	---	---	---	---	---	27,786,766.81
Capital Improvements	323,493.82	---	593,999.91	---	---	---	---	---	---	---	917,493.73
Program Specific (Note 7)	---	7,936,039.10	67,601,294.74	---	---	---	---	---	2,391,573.13	---	77,928,906.97
Mental Health											
Personal Service	240,584,107.41	20,901,058.08	502,790.53	---	---	---	---	147,675.72	---	---	262,135,631.74
Expense and Equipment	66,529,726.78	12,689,990.37	925,683.27	---	26,707.61	---	---	2,951,048.56	---	---	83,123,156.59
Capital Improvements	4,397,076.86	622.20	---	---	3,326,168.75	---	---	---	---	---	7,723,867.81
Program Specific (Note 7)	219,367,962.85	382,186,062.38	21,117,217.37	---	---	---	---	2,919,504.93	92,163.43	---	625,682,910.96
Natural Resources											
Personal Service	5,447,770.93	13,819,528.95	36,401,733.87	---	---	---	1,590,506.08	5,437,070.95	---	---	62,696,610.78
Expense and Equipment	1,107,612.04	5,955,547.94	14,876,973.18	---	---	---	8,056,091.01	3,088,848.08	---	---	33,085,072.25
Capital Improvements	545,403.78	350,231.87	2,225,855.46	---	---	---	2,459,728.78	---	---	---	5,581,219.89
Program Specific (Note 7)	47,344.37	14,849,169.00	175,655,611.04	---	10,941,481.22	---	12,935,106.73	---	---	---	214,428,712.36
Public Safety											
Personal Service	35,314,137.67	12,856,317.25	132,445,213.19	---	852,656.16	---	29,363,959.37	---	---	---	210,832,283.64
Expense and Equipment	32,567,058.56	18,403,883.04	47,653,447.79	---	597,830.59	---	1,752,070.87	50,631.50	---	---	101,024,922.35
Capital Improvements	1,528,901.98	13,719,930.45	1,935,629.04	---	7,337,002.99	---	126,559.94	---	---	---	24,648,024.40
Program Specific (Note 7)	2,286,186.70	85,068,273.87	7,152,909.08	---	723,147.74	---	---	---	5,000.00	---	95,235,517.39
Revenue											
Personal Service	38,352,447.82	75,008.62	8,313,187.34	---	---	---	6,539,402.39	---	---	---	53,280,046.17
Expense and Equipment	21,923,119.05	4,937,811.63	7,326,524.75	---	---	---	142,189,358.76	---	---	---	176,376,814.19
Capital Improvements	---	---	---	---	---	---	28,444.00	---	---	---	28,444.00
Program Specific (Note 7)	1,149,652,929.34	---	198,754,601.28	---	---	---	7,873.54	---	224,002.36	---	1,348,639,406.52
Social Services											
Personal Service	96,734,726.01	148,672,727.78	4,528,794.39	---	---	---	---	76,288.05	---	---	250,012,536.23
Expense and Equipment	47,006,828.18	112,262,642.39	3,599,719.39	---	5,761.28	---	---	5,152,937.04	---	---	168,027,888.28
Capital Improvements	308,941.93	22,807.95	15,349.60	---	611,789.40	---	---	---	---	---	958,888.88
Program Specific (Note 7)	2,471,937,035.06	2,982,854,837.17	122,100,514.38	---	---	---	---	---	4,790,382.81	10,554,456.88	5,592,237,226.30
Corrections											
Personal Service	310,216,028.25	1,885,535.31	---	---	---	---	---	7,653,037.92	---	---	319,754,601.48
Expense and Equipment	202,514,060.66	2,603,471.85	49,159.18	---	59,505.45	---	---	19,949,814.23	---	---	225,176,011.37
Capital Improvements	6,691,764.99	6,907,043.76	---	---	2,919,986.59	---	---	99,094.83	---	---	16,617,890.17
Program Specific (Note 7)	66,992.41	---	---	---	---	---	---	---	---	---	66,992.41
Transfers Out											
Appropriated	4,799,126,333.12	201,175,606.80	1,742,302,342.16	24,038,150.33	23,003,653.38	177.00	280,107,444.50	16,063,650.07	7,916,317.57	52,657,775.48	7,146,391,450.41
Court Ordered Desegregation											
Payments (Note 4)	13,000,000.00	---	---	---	---	---	---	---	---	---	13,000,000.00
Totals	\$ 11,413,046,690.09	\$ 5,707,089,795.95	\$ 6,879,673,560.61	\$ 109,647,580.78	\$ 2,082,600,041.80	\$ 11,440.20	\$ 492,331,209.51	\$ 153,366,708.04	\$ 714,822,537.71	\$ 86,557,129.50	\$ 27,639,146,694.19

The notes are an integral part of this report.

STATE OF MISSOURI
SUMMARY OF APPROPRIATIONS BY FUND GROUP
FOR THE APPROPRIATION YEAR 2006

	<u>Appropriations</u>	<u>Expenditures and Appropriated Transfers Out</u>	<u>Biennial Rollovers to 2007</u>	<u>Lapse of Appropriations</u>
General Fund:				
General Revenue Funds	\$ 11,883,022,168.00	\$ 11,413,046,690.09	\$ 167,219,665.59	\$ 302,755,812.32
Federal Funds	6,734,654,029.00	5,707,089,795.95	204,170,667.32	823,393,565.73
Special Revenue Funds	7,520,022,705.00	6,879,673,560.61	54,155,139.09	586,194,005.30
Debt Service Funds	128,060,439.00	109,647,580.78	---	18,412,858.22
Capital Projects Funds	2,216,463,528.00	2,082,600,041.80	32,476,726.78	101,386,759.42
Permanent Funds	35,347.00	11,440.20	---	23,906.80
Enterprise Funds	534,799,596.00	492,331,209.51	6,307,994.81	36,160,391.68
Internal Service Funds	201,789,198.00	153,366,708.04	3,630,062.54	44,792,427.42
Agency Funds	761,023,379.00	714,822,537.71	---	46,200,841.29
Private Purpose Trust Funds	<u>89,785,534.00</u>	<u>86,557,129.50</u>	<u>---</u>	<u>3,228,404.50</u>
Totals	<u>\$ 30,069,655,923.00</u>	<u>\$ 27,639,146,694.19</u>	<u>\$ 467,960,256.13</u>	<u>\$ 1,962,548,972.68</u>

The notes are an integral part of this report.

STATE OF MISSOURI
SUMMARY OF APPROPRIATIONS BY FUND AND DEPARTMENT
GENERAL REVENUE FUNDS
FOR THE APPROPRIATION YEAR 2006

	Appropriations	Expenditures and Appropriated Transfers Out	Biennial Rollovers to 2007	Lapse of Appropriations
<u>General Revenue - 0101</u>				
Legislature	\$ 30,976,075.00	\$ 29,819,084.01	\$ ---	\$ 1,156,990.99
Judiciary	166,219,607.00	166,035,898.78	---	183,708.22
Executive	39,773,530.00	38,785,854.16	---	987,675.84
Office of Administration	165,244,278.00	160,271,616.32	316,066.92	4,656,594.76
Agriculture	8,829,886.00	8,557,148.01	---	272,737.99
Economic Development	8,800,441.00	8,503,867.42	---	296,573.58
Elementary and Secondary Education	195,867,452.00	193,766,589.39	---	2,100,862.61
Higher Education	825,304,857.00	799,743,885.74	761,550.00	24,799,421.26
Health and Senior Services	217,113,504.00	207,826,535.96	---	9,286,968.04
Transportation	7,725,483.00	7,711,230.41	---	14,252.59
Labor and Industrial Relations	13,000,115.00	1,732,677.38	11,180,580.00	86,857.62
Mental Health	533,451,985.00	525,225,372.74	---	8,226,612.26
Natural Resources	7,009,658.00	6,563,585.22	---	446,072.78
Public Safety	74,976,543.00	69,801,984.23	2,220,575.24	2,953,983.53
Revenue	1,265,850,578.00	1,207,306,595.76	---	58,543,982.24
Social Services	1,275,652,404.00	1,256,351,989.36	---	19,300,414.64
Corrections	533,405,167.00	511,611,849.44	202,142.07	21,591,175.49
<u>Uncompensated Care - 0108</u>				
Social Services	104,188,560.00	104,188,560.00	---	---
<u>Facilities Maintenance Reserve - 0124</u>				
Office of Administration	28,086,418.00	4,551,588.79	23,534,629.21	200.00
Agriculture	2,995,296.00	883,679.06	2,111,616.94	---
Economic Development	354,769.00	120,731.80	234,037.20	---
Elementary and Secondary Education	6,060,356.00	906,400.27	5,153,853.95	101.78
Health and Senior Services	2,470,892.00	---	2,470,892.00	---
Labor and Industrial Relations	2,157,300.00	419,904.03	1,737,395.97	---
Mental Health	36,451,817.00	5,653,501.16	30,798,216.33	99.51
Natural Resources	1,183,388.00	576,226.67	607,023.76	137.57
Public Safety	6,618,456.00	1,894,300.68	4,724,064.69	90.63
Revenue	60,481.00	---	60,481.00	---
Social Services	1,504,958.00	418,795.74	1,067,766.42	18,395.84
Corrections	27,230,240.00	7,876,996.87	19,352,018.89	1,224.24
<u>State Property Preservation - 0128</u>				
Office of Administration	1.00	---	---	1.00
<u>Federal Reimbursement</u>				
<u>Allowance - 0142</u>				
Social Services	956,649,482.00	954,433,592.37	---	2,215,889.63
<u>Pharmacy Reimbursement</u>				
<u>Allowance - 0144</u>				
Social Services	42,251,916.00	42,251,832.28	---	83.72
<u>Medicaid Managed Care</u>				
<u>Organization Reimbursement</u>				
<u>Allowance - 0160</u>				
Social Services	52,600,000.00	43,238,422.93	---	9,361,577.07

**STATE OF MISSOURI
SUMMARY OF APPROPRIATIONS BY FUND AND DEPARTMENT
GENERAL REVENUE FUNDS
FOR THE APPROPRIATION YEAR 2006**

	<u>Appropriations</u>	<u>Expenditures and Appropriated Transfers Out</u>	<u>Biennial Rollovers to 2007</u>	<u>Lapse of Appropriations</u>
<u>State Treasurer's General Operations - 0164</u>				
Executive	1,575,091.00	1,571,651.12	---	3,439.88
Office of Administration	5,000.00	2,361.46	---	2,638.54
<u>Child Support Enforcement Collections - 0169</u>				
Economic Development	567,950.00	567,914.16	---	35.84
Revenue	2,621,930.00	2,621,900.45	---	29.55
Social Services	14,420,084.00	11,602,384.05	---	2,817,699.95
<u>Missouri Technology Investment - 0172</u>				
Economic Development	2,620,117.00	2,332,309.43	---	287,807.57
<u>Missouri Water Development - 0174</u>				
Office of Administration	550,000.00	511,232.74	---	38,767.26
<u>Missouri Humanities Council Trust - 0177</u>				
Economic Development	45,000.00	45,000.00	---	---
<u>Nursing Facility Federal Reimbursement Allowance - 0196</u>				
Social Services	218,253,622.00	203,501,954.45	---	14,751,667.55
<u>Post Closure - 0198</u>				
Natural Resources	141,599.00	8,319.23	---	133,279.77
<u>Attorney General's Court Costs - 0603</u>				
Executive	187,000.00	187,000.00	---	---
<u>Attorney General's Anti-Trust - 0666</u>				
Executive	600,628.00	263,349.46	---	337,278.54
<u>State Elections Subsidy - 0686</u>				
Executive	400,000.00	302,012.20	---	97,987.80
<u>State Legal Expense - 0692</u>				
Office of Administration	10,507,435.00	10,372,671.24	---	134,763.76
Subtotals	6,892,561,349.00	6,600,920,356.97	106,532,910.59	185,108,081.44
Appropriated Transfers Out	4,977,460,819.00	4,799,126,333.12	60,686,755.00	117,647,730.88
Court Ordered Desegregation Payments	13,000,000.00	13,000,000.00	---	---
Totals	<u>\$ 11,883,022,168.00</u>	<u>\$ 11,413,046,690.09</u>	<u>\$ 167,219,665.59</u>	<u>\$ 302,755,812.32</u>

**STATE OF MISSOURI
SUMMARY OF APPROPRIATIONS BY FUND AND DEPARTMENT
FEDERAL FUNDS
FOR THE APPROPRIATION YEAR 2006**

	Appropriations	Expenditures and Appropriated Transfers Out	Biennial Rollovers to 2007	Lapse of Appropriations
<u>Vocational Rehabilitation - 0104</u>				
Office of Administration	\$ 711,638.00	\$ 332,808.27	\$ ---	\$ 378,829.73
Elementary and Secondary Education	89,505,826.00	72,127,125.62	---	17,378,700.38
<u>Elementary and Secondary Education - 0105</u>				
Office of Administration	555,000.00	207,276.79	---	347,723.21
Elementary and Secondary Education	883,273,995.00	782,096,006.35	---	101,177,988.65
<u>Office of the State Public Defender - 0112</u>				
Judiciary	125,000.00	---	---	125,000.00
<u>Pharmacy Rebates - 0114</u>				
Social Services	121,594,366.00	121,587,938.51	---	6,427.49
<u>State Auditor - 0115</u>				
Executive	467,226.00	164,190.31	---	303,035.69
<u>Higher Education - 0116</u>				
Higher Education	5,472,637.00	2,067,284.93	---	3,405,352.07
<u>Commission on Human Rights - 0117</u>				
Office of Administration	6,000.00	2,480.00	---	3,520.00
Labor and Industrial Relations	1,023,267.00	879,235.06	---	144,031.94
<u>Community Development Block Grant (Pass-through) - 0118</u>				
Economic Development	28,000,000.00	27,309,665.14	---	690,334.86
<u>Third Party Liability Collections - 0120</u>				
Judiciary	356,912.00	256,529.11	---	100,382.89
Social Services	24,359,266.00	21,395,562.73	---	2,963,703.27
<u>Juvenile Accountability Incentive - 0121</u>				
Public Safety	3,470,939.00	1,989,252.46	---	1,481,686.54
<u>Labor and Industrial Relations Administration - 0122</u>				
Office of Administration	15,983.00	15,982.86	---	0.14
Labor and Industrial Relations	12,037,126.00	8,527,129.46	---	3,509,996.54
<u>Community Development Block Grant (Administration) - 0123</u>				
Economic Development	1,105,333.00	687,854.77	---	417,478.23
<u>Transportation - 0126</u>				
Transportation	110,306,713.00	42,159,835.86	---	68,146,877.14

**STATE OF MISSOURI
SUMMARY OF APPROPRIATIONS BY FUND AND DEPARTMENT
FEDERAL FUNDS
FOR THE APPROPRIATION YEAR 2006**

	Appropriations	Expenditures and Appropriated Transfers Out	Biennial Rollovers to 2007	Lapse of Appropriations
<u>Economic Development - 0129</u>				
Economic Development	155,659.00	---	---	155,659.00
<u>Corrections - 0130</u>				
Office of Administration	500.00	64.75	---	435.25
Corrections	38,261,560.00	11,396,050.92	23,205,387.76	3,660,121.32
<u>Revenue - 0132</u>				
Revenue	7,644,994.00	5,012,820.25	---	2,632,173.75
<u>Agriculture - 0133</u>				
Office of Administration	13,805.00	7,054.72	---	6,750.28
Agriculture	5,399,609.00	1,865,829.78	---	3,533,779.22
<u>Office of Administration - 0135</u>				
Office of Administration	16,297,592.00	5,012,437.86	1.00	11,285,153.14
<u>Attorney General - 0136</u>				
Executive	4,848,028.00	2,467,466.87	---	2,380,561.13
Office of Administration	7,844.00	7,843.63	---	0.37
<u>Supreme Court - 0137</u>				
Judiciary	12,910,580.00	8,413,924.09	---	4,496,655.91
Office of Administration	1,000.00	613.82	---	386.18
<u>Missouri Council on the Arts - 0138</u>				
Economic Development	964,748.00	491,644.49	---	473,103.51
<u>Natural Resources - 0140</u>				
Office of Administration	74,319.00	6,663.54	64,989.70	2,665.76
Natural Resources	59,401,042.00	34,869,052.00	578,205.54	23,953,784.46
<u>Management Information Systems - 0141</u>				
Economic Development	2,200,000.00	---	---	2,200,000.00
<u>Health - 0143</u>				
Office of Administration	193,840.00	107,972.69	---	85,867.31
Health and Senior Services	566,036,912.00	512,657,990.14	---	53,378,921.86
<u>State Emergency Management - 0145</u>				
Office of Administration	6,000.00	5,569.00	---	431.00
Public Safety	68,622,081.00	58,414,749.65	---	10,207,331.35
<u>Mental Health Intergovernmental Transfer - 0147</u>				
Mental Health	11,000,000.00	10,645,148.00	---	354,852.00
<u>Mental Health - 0148</u>				
Office of Administration	40,000.00	39,605.84	---	394.16
Mental Health	442,363,858.00	405,132,585.03	---	37,231,272.97

**STATE OF MISSOURI
SUMMARY OF APPROPRIATIONS BY FUND AND DEPARTMENT
FEDERAL FUNDS
FOR THE APPROPRIATION YEAR 2006**

	Appropriations	Expenditures and Appropriated Transfers Out	Biennial Rollovers to 2007	Lapse of Appropriations
<u>Highway Safety - 0149</u>				
Transportation	24,062,493.00	23,877,641.91	---	184,851.09
<u>Secretary of State Records - 0150</u>				
Executive	42,000.00	18,823.64	---	23,176.36
<u>National Endowment for Human Services American Treasury Grant - 0151</u>				
Executive	66,172.00	66,172.00	---	---
<u>Public Safety - 0152</u>				
Office of Administration	15,000.00	3,093.06	---	11,906.94
Public Safety	45,567,166.00	30,658,780.19	2,117,445.00	12,790,940.81
<u>Homeland Security - 0154</u>				
Office of Administration	6,000.00	---	---	6,000.00
<u>Job Development and Training - 0155</u>				
Office of Administration	52,166.00	30,926.45	---	21,239.55
Economic Development	128,977,514.00	104,345,182.36	---	24,632,331.64
<u>Election Admin Improvement - 0157</u>				
Executive	67,131,593.00	24,650,466.08	---	42,481,126.92
<u>Election Improvement Revolving Loan - 0158</u>				
Executive	396,220.00	327,551.48	---	68,668.52
<u>Title XIX - 0163</u>				
Social Services	2,662,191,406.00	2,389,292,969.57	---	272,898,436.43
<u>Family Services Donations - 0167</u>				
Social Services	134,000.00	55,447.66	---	78,552.34
<u>Aging Donations - 0168</u>				
Health and Senior Services	50,000.00	---	---	50,000.00
<u>Missouri Veterans Commission - 0184</u>				
Public Safety	700,001.00	---	700,001.00	---
<u>MCSAP - Transportation - 0185</u>				
Transportation	1,350,000.00	1,215,839.75	---	134,160.25
<u>Labor Standards - 0186</u>				
Labor and Industrial Relations	1,522,180.00	707,503.35	---	814,676.65
<u>Governor's Committee on Employment of the Handicapped - 0188</u>				
Office of Administration	1,263,562.00	1,116,987.59	---	146,574.41

**STATE OF MISSOURI
SUMMARY OF APPROPRIATIONS BY FUND AND DEPARTMENT
FEDERAL FUNDS
FOR THE APPROPRIATION YEAR 2006**

	<u>Appropriations</u>	<u>Expenditures and Appropriated Transfers Out</u>	<u>Biennial Rollovers to 2007</u>	<u>Lapse of Appropriations</u>
<u>Federal and Other - 0189</u>				
Social Services	53,000.00	38,497.92	---	14,502.08
<u>Adjutant General - 0190</u>				
Office of Administration	50,000.00	12,798.87	---	37,201.13
Public Safety	212,309,089.00	29,844,364.43	177,504,637.32	4,960,087.25
<u>Crime Victims - 0191</u>				
Labor and Industrial Relations	2,862,671.00	2,726,795.64	---	135,875.36
<u>Insurance - 0192</u>				
Insurance	600,000.00	558,593.90	---	41,406.10
<u>Federal Drug Seizure - 0194</u>				
Public Safety	354,260.00	260,280.64	---	93,979.36
<u>Secretary of State - 0195</u>				
Executive	4,661,133.00	3,019,323.40	---	1,641,809.60
Office of Administration	3,000.00	788.00	---	2,212.00
<u>Community Service Commission - 0197</u>				
Economic Development	3,339,289.00	2,579,465.73	---	759,823.27
<u>Temporary Assistance for Needy Families - 0199</u>				
Office of Administration	5,000.00	---	---	5,000.00
Social Services	158,287,704.00	147,786,499.21	---	10,501,204.79
<u>Family Services - Administrative - 0610</u>				
Office of Administration	327,633.00	125,779.90	---	201,853.10
Social Services	621,706,959.00	563,656,099.69	---	58,050,859.31
<u>Missouri Disaster - 0663</u>				
Public Safety	8,175,000.00	8,149,732.03	---	25,267.97
<u>Abandoned Mine Reclamation - 0697</u>				
Natural Resources	252,055.00	105,425.76	---	146,629.24
<u>Justice Assistance Grant Program - 0782</u>				
Public Safety	1,155,000.00	731,245.21	---	423,754.79

**STATE OF MISSOURI
SUMMARY OF APPROPRIATIONS BY FUND AND DEPARTMENT
FEDERAL FUNDS
FOR THE APPROPRIATION YEAR 2006**

	<u>Appropriations</u>	<u>Expenditures and Appropriated Transfers Out</u>	<u>Biennial Rollovers to 2007</u>	<u>Lapse of Appropriations</u>
<u>Unemployment Compensation</u>				
<u>Administration - 0948</u>				
Office of Administration	35,000.00	28,271.62	---	6,728.38
Labor and Industrial Relations	<u>45,440,715.00</u>	<u>31,561,596.81</u>	---	<u>13,879,118.19</u>
Subtotals	6,511,976,179.00	5,505,914,189.15	204,170,667.32	801,891,322.53
Appropriated Transfers Out	<u>222,677,850.00</u>	<u>201,175,606.80</u>	---	<u>21,502,243.20</u>
Totals	<u>\$ 6,734,654,029.00</u>	<u>\$ 5,707,089,795.95</u>	<u>\$ 204,170,667.32</u>	<u>\$ 823,393,565.73</u>

**STATE OF MISSOURI
SUMMARY OF APPROPRIATIONS BY FUND AND DEPARTMENT
SPECIAL REVENUE FUNDS
FOR THE APPROPRIATION YEAR 2006**

	Appropriations	Expenditures and Appropriated Transfers Out	Biennial Rollovers to 2007	Lapse of Appropriations
<u>Marguerite Ross Barnett</u>				
<u>Scholarship - 0131</u>				
Higher Education	\$ 435,000.00	\$ 433,596.50	\$ ---	\$ 1,403.50
<u>Utilecare Stabilization - 0134</u>				
Natural Resources	100.00	---	---	100.00
Social Services	6,079,746.00	6,079,746.00	---	---
<u>Motorcycle Safety Trust - 0246</u>				
Transportation	325,000.00	324,570.35	---	429.65
<u>School District Bonds - 0248</u>				
Elementary and Secondary Education	592,000.00	495,926.56	---	96,073.44
<u>Compulsive Gamblers - 0249</u>				
Mental Health	454,188.00	375,361.49	---	78,826.51
Public Safety	40,000.00	31,514.20	---	8,485.80
<u>Missouri Crime Prevention</u>				
<u>Information and Programming - 0253</u>				
Public Safety	50,000.00	1,467.78	---	48,532.22
<u>Missouri Housing Trust - 0254</u>				
Economic Development	4,984,305.00	4,984,304.31	---	0.69
<u>Treasurer's Information - 0255</u>				
Executive	114,691.00	91,775.55	---	22,915.45
<u>Elevator Safety - 0257</u>				
Public Safety	463,521.00	377,747.83	---	85,773.17
<u>Missouri Arts Council Trust - 0262</u>				
Office of Administration	2,750.00	2,750.00	---	---
Economic Development	4,695,659.00	2,745,773.18	---	1,949,885.82
<u>Missouri Commission for the Deaf</u>				
<u>Board of Certification of</u>				
<u>Interpreters - 0264</u>				
Elementary and Secondary Education	125,000.00	107,266.38	---	17,733.62
<u>Secretary of State's Technology</u>				
<u>Trust Fund Account - 0266</u>				
Executive	3,003,401.00	1,428,881.94	---	1,574,519.06
<u>Missouri Air Emission</u>				
<u>Reduction - 0267</u>				
Office of Administration	33,287.00	31,773.14	1,513.13	0.73
Natural Resources	1,487,125.00	902,523.90	---	584,601.10

**STATE OF MISSOURI
SUMMARY OF APPROPRIATIONS BY FUND AND DEPARTMENT
SPECIAL REVENUE FUNDS
FOR THE APPROPRIATION YEAR 2006**

	Appropriations	Expenditures and Appropriated Transfers Out	Biennial Rollovers to 2007	Lapse of Appropriations
<u>Missouri National Guard</u>				
<u>Training Site - 0269</u>				
Public Safety	335,050.00	334,597.00	---	453.00
<u>Statewide Court Automation - 0270</u>				
Judiciary	5,009,944.00	3,987,121.10	---	1,022,822.90
<u>Nursing Facility Quality of Care - 0271</u>				
Office of Administration	2,089.00	1,004.67	---	1,084.33
Health and Senior Services	3,399,516.00	1,041,122.57	---	2,358,393.43
Social Services	95,288.00	95,236.94	---	51.06
<u>Tourism Supplemental Revenue - 0274</u>				
Office of Administration	962.00	961.95	---	0.05
Economic Development	14,660,044.00	13,601,294.33	---	1,058,749.67
<u>Health Initiatives - 0275</u>				
Office of Administration	6,000.00	45.47	---	5,954.53
Health and Senior Services	5,568,194.00	5,372,011.19	---	196,182.81
Mental Health	5,831,159.00	5,628,215.90	---	202,943.10
Revenue	88,829.00	64,748.79	---	24,080.21
Social Services	20,858,163.00	16,812,471.84	---	4,045,691.16
<u>Health Access Incentive - 0276</u>				
Health and Senior Services	3,225,882.00	3,102,665.45	---	123,216.55
<u>Business Extension Service</u>				
<u>Team - 0280</u>				
Economic Development	1,854,000.00	---	---	1,854,000.00
<u>Peace Officers Standards and</u>				
<u>Training Commission - 0281</u>				
Public Safety	1,400,000.00	1,303,947.60	---	96,052.40
<u>Independent Living Center - 0284</u>				
Elementary and Secondary Education	590,556.00	548,055.75	---	42,500.25
Revenue	1,000.00	841.50	---	158.50
<u>Gaming Proceeds for Education - 0285</u>				
Revenue	19,000.00	---	---	19,000.00
<u>Gaming Commission - 0286</u>				
Executive	129,794.00	128,482.90	---	1,311.10
Office of Administration	5,683.00	5,683.00	---	---
Public Safety	20,534,620.00	15,850,313.88	---	4,684,306.12
Revenue	4,000.00	---	---	4,000.00
Social Services	500,000.00	429,110.74	---	70,889.26
<u>Outstanding Schools Trust - 0287</u>				
Office of Administration	250.00	250.00	---	---
Elementary and Secondary Education	435,800,000.00	435,800,000.00	---	---

STATE OF MISSOURI
SUMMARY OF APPROPRIATIONS BY FUND AND DEPARTMENT
SPECIAL REVENUE FUNDS
FOR THE APPROPRIATION YEAR 2006

	Appropriations	Expenditures and Appropriated Transfers Out	Biennial Rollovers to 2007	Lapse of Appropriations
<u>Mental Health Earnings - 0288</u>				
Mental Health	3,915,800.00	3,811,293.44	---	104,506.56
<u>Bingo Proceeds for Education - 0289</u>				
Elementary and Secondary Education	5,751,510.00	2,740,338.95	3,011,171.05	---
Higher Education	500,000.00	321,398.21	178,601.79	---
Public Safety	5,000.00	---	---	5,000.00
<u>Highway - Grade Crossing Safety Account - 0290</u>				
Transportation	2,862,226.00	391,517.49	---	2,470,708.51
<u>Lottery Proceeds - 0291</u>				
Office of Administration	25,000.00	---	---	25,000.00
Elementary and Secondary Education	156,649,818.00	156,394,806.19	---	255,011.81
Higher Education	76,814,858.00	74,046,802.35	540,846.65	2,227,209.00
<u>Animal Health Laboratory Fee - 0292</u>				
Agriculture	594,315.00	440,062.63	---	154,252.37
<u>Mammography - 0293</u>				
Health and Senior Services	77,502.00	39,828.78	---	37,673.22
<u>Animal Care Reserve - 0295</u>				
Agriculture	565,294.00	449,606.03	---	115,687.97
<u>Aging - Elderly Home Delivered Meals Trust - 0296</u>				
Health and Senior Services	430,000.00	67,010.00	---	362,990.00
Revenue	22,204.00	11,404.00	---	10,800.00
<u>Highway Patrol Inspection - 0297</u>				
Public Safety	37,725.00	37,725.00	---	---
<u>Missouri Public Health Services - 0298</u>				
Office of Administration	500.00	386.83	---	113.17
Health and Senior Services	4,812,145.00	4,344,793.19	---	467,351.81
<u>Livestock Brands - 0299</u>				
Agriculture	41,371.00	35,602.61	---	5,768.39
<u>Commodity Council Merchandising - 0406</u>				
Agriculture	310,935.00	244,026.06	---	66,908.94
<u>First Steps - 0499</u>				
Elementary and Secondary Education	2,000,000.00	---	---	2,000,000.00
<u>Statutory Revision - 0546</u>				
Legislature	107,691.00	95,486.96	---	12,204.04

**STATE OF MISSOURI
SUMMARY OF APPROPRIATIONS BY FUND AND DEPARTMENT
SPECIAL REVENUE FUNDS
FOR THE APPROPRIATION YEAR 2006**

	Appropriations	Expenditures and Appropriated Transfers Out	Biennial Rollovers to 2007	Lapse of Appropriations
<u>Credit Unions - 0548</u>				
Office of Administration	5,000.00	1,918.22	---	3,081.78
Economic Development	1,169,364.00	909,304.86	---	260,059.14
<u>Finance - 0550</u>				
Office of Administration	9,008.00	4,774.00	---	4,234.00
Economic Development	6,223,387.00	5,256,834.34	---	966,552.66
<u>Insurance Examiners - 0552</u>				
Insurance	7,229,253.00	5,882,681.01	---	1,346,571.99
<u>Natural Resources Protection - 0555</u>				
Natural Resources	313,535.00	85,505.45	---	228,029.55
<u>Deaf Relay Service - 0559</u>				
Office of Administration	2,183,361.00	1,343,835.98	---	839,525.02
Economic Development	5,000,000.00	3,076,636.73	---	1,923,363.27
<u>Endowed Care Cemetery Audit - 0562</u>				
Health and Senior Services	2,899.00	2,555.54	---	343.46
<u>Missouri Community College Job Training Program - 0563</u>				
Economic Development	16,000,000.00	5,587,982.56	---	10,412,017.44
<u>Professional and Practical Nursing Student Loan and Nurse Loan Repayment - 0565</u>				
Health and Senior Services	593,735.00	568,299.34	---	25,435.66
<u>Insurance Dedicated - 0566</u>				
Office of Administration	30,000.00	24,750.00	---	5,250.00
Insurance	6,752,717.00	5,639,335.74	---	1,113,381.26
<u>International Trade Show Revolving - 0567</u>				
Economic Development	75,000.00	74,117.41	---	882.59
<u>Natural Resources Protection - Water Pollution Permit Fee Subaccount - 0568</u>				
Executive	37,899.00	37,899.00	---	---
Office of Administration	34,685.00	7,237.71	27,291.29	156.00
Natural Resources	5,833,785.00	4,649,557.24	---	1,184,227.76
<u>Solid Waste Management - Scrap Tire Subaccount - 0569</u>				
Natural Resources	2,074,381.00	824,624.14	---	1,249,756.86
Revenue	16,655.00	8,379.63	---	8,275.37

**STATE OF MISSOURI
SUMMARY OF APPROPRIATIONS BY FUND AND DEPARTMENT
SPECIAL REVENUE FUNDS
FOR THE APPROPRIATION YEAR 2006**

	Appropriations	Expenditures and Appropriated Transfers Out	Biennial Rollovers to 2007	Lapse of Appropriations
<u>Solid Waste Management - 0570</u>				
Executive	38,399.00	38,399.00	---	---
Office of Administration	4,742.00	850.37	1,614.63	2,277.00
Natural Resources	21,957,878.00	11,122,968.53	---	10,834,909.47
<u>Missouri Qualified Fuel Ethanol Producer Incentive - 0571</u>				
Agriculture	9,067,800.00	8,102,393.20	---	965,406.80
<u>Aquaculture Marketing Development - 0573</u>				
Agriculture	33,095.00	14,800.58	---	18,294.42
<u>Metallic Minerals Waste Management - 0575</u>				
Natural Resources	81,399.00	57,674.90	---	23,724.10
<u>Local Records Preservation - 0577</u>				
Executive	1,740,764.00	1,509,578.07	---	231,185.93
<u>Spinal Cord Injury - 0578</u>				
Higher Education	400,000.00	400,000.00	---	---
<u>Veterans' Trust - 0579</u>				
Public Safety	77,301.00	70,013.19	---	7,287.81
<u>Livestock Sales and Markets Fees - 0581</u>				
Agriculture	33,181.00	11,474.79	---	21,706.21
<u>Manufactured Housing - 0582</u>				
Economic Development	517,250.00	357,139.34	---	160,110.66
<u>Natural Resources Protection - Air Pollution Asbestos Fee Subaccount - 0584</u>				
Office of Administration	4,264.00	4,077.72	185.64	0.64
Natural Resources	363,206.00	275,207.51	---	87,998.49
<u>Underground Storage Tank Regulation Program - 0586</u>				
Natural Resources	174,362.00	132,757.05	---	41,604.95
<u>Chemical Emergency Preparedness - 0587</u>				
Public Safety	989,591.00	684,664.33	---	304,926.67
<u>Motor Vehicle Commission - 0588</u>				
Executive	45,892.00	39,592.00	---	6,300.00
Revenue	1,035,385.00	613,960.95	---	421,424.05

STATE OF MISSOURI
SUMMARY OF APPROPRIATIONS BY FUND AND DEPARTMENT
SPECIAL REVENUE FUNDS
FOR THE APPROPRIATION YEAR 2006

	Appropriations	Expenditures and Appropriated Transfers Out	Biennial Rollovers to 2007	Lapse of Appropriations
<u>Health Spa Regulatory - 0589</u>				
Executive	5,000.00	4,445.35	---	554.65
<u>Missouri CASA - 0590</u>				
Judiciary	100,000.00	77,987.58	---	22,012.42
<u>State Forensic Laboratory - 0591</u>				
Public Safety	485,000.00	333,807.52	---	151,192.48
<u>Services to Victims - 0592</u>				
Office of Administration	11.00	10.58	---	0.42
Public Safety	3,566,250.00	3,542,571.50	---	23,678.50
<u>Natural Resources Protection - Air Pollution Permit Fee Subaccount - 0594</u>				
Executive	37,875.00	37,875.00	---	---
Office of Administration	43,466.00	40,573.36	2,024.58	868.06
Natural Resources	8,255,307.00	6,879,353.59	---	1,375,953.41
<u>Missouri Main Street Program - 0596</u>				
Economic Development	40,590.00	---	---	40,590.00
<u>Medical School Loan and Loan Repayment Program - 0598</u>				
Health and Senior Services	50,000.00	---	---	50,000.00
<u>Missouri Job Development - 0600</u>				
Economic Development	8,008,387.00	7,260,289.13	---	748,097.87
<u>Children's Service Commission - 0601</u>				
Office of Administration	10,000.00	---	---	10,000.00
<u>Water and Wastewater Loan Revolving - 0602</u>				
Natural Resources	155,434,108.00	75,689,369.17	---	79,744,738.83
<u>Missouri Breeders - 0605</u>				
Public Safety	5,000.00	---	---	5,000.00
<u>Public Service Commission - 0607</u>				
Office of Administration	15,520.00	12,445.20	---	3,074.80
Economic Development	12,806,711.00	11,146,463.36	---	1,660,247.64
<u>Conservation Commission - 0609</u>				
Executive	41,620.00	41,521.90	---	98.10
Office of Administration	960,000.00	861,053.65	---	98,946.35
Conservation	196,373,226.00	159,518,208.25	27,226,198.09	9,628,819.66
Revenue	539,158.00	490,128.00	---	49,030.00

**STATE OF MISSOURI
SUMMARY OF APPROPRIATIONS BY FUND AND DEPARTMENT
SPECIAL REVENUE FUNDS
FOR THE APPROPRIATION YEAR 2006**

	Appropriations	Expenditures and Appropriated Transfers Out	Biennial Rollovers to 2007	Lapse of Appropriations
<u>Parks Sales Tax - 0613</u>				
Executive	19,483.00	19,482.89	---	0.11
Office of Administration	350,000.00	120,170.75	---	229,829.25
Natural Resources	40,635,333.00	27,564,352.84	10,394,297.05	2,676,683.11
<u>Soil and Water Sales Tax - 0614</u>				
Executive	32,109.00	32,108.92	---	0.08
Office of Administration	30,345.00	5,900.25	13,686.10	10,758.65
Natural Resources	41,608,241.00	39,438,436.29	---	2,169,804.71
<u>Apple Merchandising - 0615</u>				
Agriculture	12,000.00	4,000.00	---	8,000.00
<u>State School Money - 0616</u>				
Office of Administration	38,460.00	33,350.25	---	5,109.75
Elementary and Secondary Education	2,305,777,202.00	2,305,768,227.67	---	8,974.33
Revenue	50,000.00	23,651.35	---	26,348.65
<u>Handicapped Children's Trust - 0618</u>				
Elementary and Secondary Education	30,000.00	---	---	30,000.00
<u>Social Services Educational Improvement - 0620</u>				
Office of Administration	28,100.00	1,012.82	---	27,087.18
Social Services	5,592,576.00	5,589,521.39	---	3,054.61
<u>Blind Pension - 0621</u>				
Social Services	25,565,932.00	24,296,292.74	---	1,269,639.26
<u>Tort Victims' Compensation - 0622</u>				
Labor and Industrial Relations	157,757.00	100,001.56	---	57,755.44
<u>State Seminary Money - 0623</u>				
Higher Education	250,000.00	128,017.52	---	121,982.48
<u>Livestock Dealer Law Enforcement and Administration - 0624</u>				
Agriculture	12,482.00	---	---	12,482.00
<u>Board of Accountancy - 0627</u>				
Economic Development	438,546.00	389,769.22	---	48,776.78
<u>Board of Barber Examiners - 0628</u>				
Economic Development	39,271.00	37,133.66	---	2,137.34
<u>Board of Podiatric Medicine - 0629</u>				
Economic Development	21,681.00	13,030.67	---	8,650.33
<u>Board of Chiropractic Examiners - 0630</u>				
Economic Development	151,052.00	118,550.49	---	32,501.51

STATE OF MISSOURI
SUMMARY OF APPROPRIATIONS BY FUND AND DEPARTMENT
SPECIAL REVENUE FUNDS
FOR THE APPROPRIATION YEAR 2006

	Appropriations	Expenditures and Appropriated Transfers Out	Biennial Rollovers to 2007	Lapse of Appropriations
<u>Merchandising Practices</u>				
<u>Revolving - 0631</u>				
Executive	2,682,100.00	1,717,305.91	---	964,794.09
<u>Board of Cosmetology - 0632</u>				
Economic Development	259,418.00	191,548.55	---	67,869.45
<u>Board of Embalmers and Funeral Directors - 0633</u>				
Economic Development	149,634.00	64,923.78	---	84,710.22
<u>Board of Registration for Healing Arts - 0634</u>				
Economic Development	2,418,360.00	2,174,729.34	---	243,630.66
<u>Board of Nursing - 0635</u>				
Office of Administration	580.00	579.48	---	0.52
Economic Development	1,860,220.00	1,220,258.86	---	639,961.14
<u>Board of Optometry - 0636</u>				
Economic Development	42,604.00	38,500.45	---	4,103.55
<u>Board of Pharmacy - 0637</u>				
Economic Development	1,560,961.00	1,196,326.45	---	364,634.55
<u>Missouri Real Estate Commission - 0638</u>				
Office of Administration	8,500.00	7,750.00	---	750.00
Economic Development	1,163,786.00	863,395.81	---	300,390.19
<u>Veterinary Medical Board - 0639</u>				
Economic Development	111,096.00	51,031.08	---	60,064.92
<u>Health Care Treatment and Access Account - 0640</u>				
Higher Education	628,200.00	628,200.00	---	---
Mental Health	2,040,168.00	2,040,168.00	---	---
Social Services	50,959,100.00	50,617,366.81	---	341,733.19
<u>Tobacco Prevention, Education, and Cessation Account - 0643</u>				
Office of Administration	347.00	346.56	---	0.44
Mental Health	300,000.00	300,000.00	---	---
Public Safety	134,664.00	123,343.73	---	11,320.27
<u>Highway Department - 0644</u>				
Office of Administration	345,000.00	308,480.11	---	36,519.89
Transportation	30,800,000.00	30,594,085.73	---	205,914.27
Public Safety	171,740,897.00	145,451,098.37	10,751,038.23	15,538,760.40
Revenue	27,633,124.00	25,982,091.04	---	1,651,032.96

**STATE OF MISSOURI
SUMMARY OF APPROPRIATIONS BY FUND AND DEPARTMENT
SPECIAL REVENUE FUNDS
FOR THE APPROPRIATION YEAR 2006**

	Appropriations	Expenditures and Appropriated Transfers Out	Biennial Rollovers to 2007	Lapse of Appropriations
<u>Milk Inspection Fees - 0645</u>				
Office of Administration	4,788.00	1,800.00	---	2,988.00
Agriculture	1,450,995.00	1,222,069.05	---	228,925.95
<u>Health Document Services - 0646</u>				
Health and Senior Services	922,557.00	482,492.20	---	440,064.80
<u>Grain Inspection Fees - 0647</u>				
Office of Administration	20,000.00	8,992.69	---	11,007.31
Agriculture	1,985,380.00	1,183,422.92	---	801,957.08
<u>Petition Audit Revolving Trust - 0648</u>				
Executive	768,231.00	90,973.67	---	677,257.33
<u>Water and Wastewater Loan - 0649</u>				
Natural Resources	114,087,293.00	42,731,639.43	---	71,355,653.57
<u>Tourism Marketing - 0650</u>				
Economic Development	15,000.00	14,316.31	---	683.69
<u>Excellence In Education - 0651</u>				
Elementary and Secondary Education	2,934,010.00	2,770,264.46	---	163,745.54
<u>Workers' Compensation - 0652</u>				
Executive	548,700.00	419,859.92	---	128,840.08
Office of Administration	18,000.00	10,018.05	---	7,981.95
Health and Senior Services	143,763.00	20,972.49	---	122,790.51
Labor and Industrial Relations	10,580,970.00	9,019,783.51	175,027.89	1,386,158.60
Revenue	1,669,902.00	148,204.64	---	1,521,697.36
<u>Workers' Compensation - Second Injury - 0653</u>				
Executive	2,820,514.00	2,760,186.21	---	60,327.79
Office of Administration	8,250.00	2,750.00	---	5,500.00
Labor and Industrial Relations	67,150,000.00	62,388,126.94	---	4,761,873.06
Revenue	248,966.00	---	---	248,966.00
<u>Health - Donated - 0658</u>				
Health and Senior Services	4,412,807.00	1,184,509.44	---	3,228,297.56
<u>Railroad Expense - 0659</u>				
Transportation	828,048.00	680,099.63	---	147,948.37
<u>Groundwater Protection - 0660</u>				
Natural Resources	494,051.00	438,188.73	---	55,862.27
<u>State Contracted Manufacturing Dairy Plant Inspection and Grading Fee - 0661</u>				
Agriculture	8,000.00	---	---	8,000.00

**STATE OF MISSOURI
SUMMARY OF APPROPRIATIONS BY FUND AND DEPARTMENT
SPECIAL REVENUE FUNDS
FOR THE APPROPRIATION YEAR 2006**

	Appropriations	Expenditures and Appropriated Transfers Out	Biennial Rollovers to 2007	Lapse of Appropriations
<u>Petroleum Inspection - 0662</u>				
Agriculture	2,196,448.00	1,628,223.21	---	568,224.79
Revenue	32,452.00	32,285.30	---	166.70
<u>Energy Set-Aside Program - 0667</u>				
Office of Administration	7,315.00	254.73	7,060.27	---
Natural Resources	22,703,823.00	10,522,282.89	---	12,181,540.11
<u>State Land Survey Program - 0668</u>				
Natural Resources	1,258,246.00	1,169,324.18	---	88,921.82
<u>Legal Defense and Defender - 0670</u>				
Judiciary	1,968,134.00	1,205,709.14	---	762,424.86
<u>Criminal Record System - 0671</u>				
Public Safety	10,461,802.00	8,901,021.42	---	1,560,780.58
<u>Motor Fuel Tax - 0673</u>				
Revenue	188,000,000.00	186,969,872.10	---	1,030,127.90
<u>Highway Patrol Academy - 0674</u>				
Public Safety	807,920.00	427,047.64	---	380,872.36
<u>State Transportation - 0675</u>				
Transportation	7,335,358.00	6,573,179.88	---	762,178.12
<u>Hazardous Waste - 0676</u>				
Executive	37,875.00	37,875.00	---	---
Office of Administration	420.00	---	420.00	---
Natural Resources	3,790,827.00	2,966,861.00	---	823,966.00
Revenue	6,000.00	---	---	6,000.00
<u>Dental Board - 0677</u>				
Economic Development	605,230.00	462,691.79	---	142,538.21
<u>State Board of Architects, Engineers and Land Surveyors - 0678</u>				
Economic Development	740,781.00	463,534.08	---	277,246.92
<u>Safe Drinking Water - 0679</u>				
Executive	13,344.00	13,344.00	---	---
Office of Administration	18,982.00	4,356.65	10,111.35	4,514.00
Natural Resources	2,724,733.00	2,302,424.69	---	422,308.31
<u>Missouri Office of Prosecution Services - 0680</u>				
Executive	421,349.00	262,328.69	---	159,020.31
Revenue	2,775.00	2,772.00	---	3.00

**STATE OF MISSOURI
SUMMARY OF APPROPRIATIONS BY FUND AND DEPARTMENT
SPECIAL REVENUE FUNDS
FOR THE APPROPRIATION YEAR 2006**

	Appropriations	Expenditures and Appropriated Transfers Out	Biennial Rollovers to 2007	Lapse of Appropriations
<u>Crime Victims' Compensation - 0681</u>				
Judiciary	887,200.00	887,200.00	---	---
Office of Administration	53.00	52.23	---	0.77
Labor and Industrial Relations	7,407,585.00	5,404,533.12	---	2,003,051.88
Public Safety	1,423,430.00	1,224,268.70	---	199,161.30
<u>Marketing Development - 0683</u>				
Agriculture	2,095,445.00	1,155,439.92	---	940,005.08
<u>Coal Mine Land Reclamation - 0684</u>				
Natural Resources	960,268.00	78,803.96	---	881,464.04
<u>Fair Share - 0687</u>				
Elementary and Secondary Education	23,565,820.00	23,565,819.08	---	0.92
Revenue	21,000.00	10,511.70	---	10,488.30
<u>School District Trust - 0688</u>				
Elementary and Secondary Education	749,274,706.00	749,274,705.34	---	0.66
<u>Hazardous Waste Remedial - 0690</u>				
Executive	234,043.00	234,043.00	---	---
Health and Senior Services	248,609.00	195,977.55	---	52,631.45
Natural Resources	151,096.00	151,088.77	---	7.23
<u>Missouri Air Pollution Control - 0691</u>				
Office of Administration	23.00	22.31	---	0.69
Natural Resources	50,406.00	19,475.56	---	30,930.44
<u>Children's Trust - 0694</u>				
Office of Administration	3,697,660.00	2,790,308.28	---	907,351.72
Health and Senior Services	14,495.00	12,779.43	---	1,715.57
<u>Highway Patrol Motor Vehicle Revolving - 0695</u>				
Public Safety	7,665,779.00	3,662,403.06	---	4,003,375.94
<u>Meramac-Onondaga State Parks - 0698</u>				
Natural Resources	17,340.00	252.00	---	17,088.00
<u>Oil and Gas Remedial - 0699</u>				
Natural Resources	24,000.00	---	---	24,000.00
<u>Biodiesel Fuel Revolving - 0730</u>				
Natural Resources	28,306.00	2,924.49	---	25,381.51
<u>Drug Court Resources - 0733</u>				
Judiciary	2,394,531.00	2,252,461.77	---	142,069.23

**STATE OF MISSOURI
SUMMARY OF APPROPRIATIONS BY FUND AND DEPARTMENT
SPECIAL REVENUE FUNDS
FOR THE APPROPRIATION YEAR 2006**

	Appropriations	Expenditures and Appropriated Transfers Out	Biennial Rollovers to 2007	Lapse of Appropriations
<u>Missouri Senior RX - 0734</u>				
Office of Administration	164.00	163.37	---	0.63
Health and Senior Services	24,559,845.00	8,575,578.81	---	15,984,266.19
<u>Gear-Up Scholarship - 0737</u>				
Higher Education	200,000.00	169,484.00	---	30,516.00
<u>Investors Restitution Fund - 0741</u>				
Executive	55,000.00	19,708.00	---	35,292.00
<u>Head Injury - 0742</u>				
Office of Administration	1,500.00	577.00	---	923.00
Health and Senior Services	852,400.00	849,015.71	---	3,384.29
<u>Missouri Commission for the Deaf and Hard of Hearing - 0743</u>				
Elementary and Secondary Education	50,000.00	2,834.90	---	47,165.10
<u>Boiler and Pressure Vessels Safety - 0744</u>				
Office of Administration	1,184.00	1,183.88	---	0.12
Public Safety	279,226.00	273,650.23	---	5,575.77
<u>Second Capital Commission - 0745</u>				
Office of Administration	25,000.00	---	---	25,000.00
<u>Organic Production and Certification - 0749</u>				
Agriculture	127,562.00	9,025.79	---	118,536.21
<u>Stormwater Loan Revolving - 0754</u>				
Natural Resources	1,014,341.00	---	---	1,014,341.00
<u>Rural Water and Sewer Loan Revolving - 0755</u>				
Natural Resources	190,340.00	---	---	190,340.00
<u>Basic Civil Legal Services - 0757</u>				
Judiciary	3,321,710.00	3,274,131.09	---	47,578.91
<u>Highway Patrol Traffic Records - 0758</u>				
Public Safety	154,623.00	85,724.69	---	68,898.31
<u>Antiterrorism - 0759</u>				
Public Safety	5,000.00	---	---	5,000.00
<u>Youth Services Products - 0764</u>				
Social Services	25,000.00	---	---	25,000.00
<u>State Supplemental Downtown Development - 0766</u>				
Economic Development	1.00	---	---	1.00

**STATE OF MISSOURI
SUMMARY OF APPROPRIATIONS BY FUND AND DEPARTMENT
SPECIAL REVENUE FUNDS
FOR THE APPROPRIATION YEAR 2006**

	Appropriations	Expenditures and Appropriated Transfers Out	Biennial Rollovers to 2007	Lapse of Appropriations
<u>State Supplemental Rural Development - 0767</u>				
Economic Development	1.00	---	---	1.00
<u>Missouri State Penitentiary Redevelopment Commission - 0768</u>				
Office of Administration	1.00	---	1.00	---
<u>Missouri State Archives - St. Louis Trust - 0770</u>				
Executive	12,355,219.00	---	---	12,355,219.00
<u>DNA Profiling Analysis - 0772</u>				
Public Safety	1,718,290.00	1,549,648.91	---	168,641.09
<u>Department of Revenue Specialty Plate - 0775</u>				
Revenue	9,850.00	9,572.73	---	277.27
<u>Transportation Revenue Collection - 0776</u>				
Revenue	57,109.00	---	---	57,109.00
<u>Missouri Qualified Biodiesel Producer Incentive - 0777</u>				
Agriculture	1.00	---	---	1.00
<u>Missouri Rx Plan - 0779</u>				
Social Services	32,405,660.00	2,405,653.94	---	30,000,006.06
<u>Putative Father Registry Fund - 0780</u>				
Health and Senior Services	131,427.00	28,035.96	---	103,391.04
<u>Economic Development Advancement - 0783</u>				
Economic Development	300,000.00	3,000.00	---	297,000.00
<u>MoDOT Memorial Highway Sign - 0786</u>				
Transportation	1.00	---	---	1.00
<u>Part C Early Intervention - 0788</u>				
Elementary and Secondary Education	1,100,000.00	700,000.00	---	400,000.00
<u>Highway Patrol Expense - 0793</u>				
Public Safety	65,000.00	17,881.87	---	47,118.13
<u>Attorney General Trust - 0794</u>				
Executive	5,196,462.00	5,196,461.30	---	0.70
<u>Fire Education - 0821</u>				
Public Safety	219,550.00	219,550.00	---	---

**STATE OF MISSOURI
SUMMARY OF APPROPRIATIONS BY FUND AND DEPARTMENT
SPECIAL REVENUE FUNDS
FOR THE APPROPRIATION YEAR 2006**

	Appropriations	Expenditures and Appropriated Transfers Out	Biennial Rollovers to 2007	Lapse of Appropriations
<u>Library Networking - 0822</u>				
Executive	550,001.00	415,866.01	---	134,134.99
<u>Boll Weevil Suppression and Eradication - 0823</u>				
Agriculture	99,441.00	20,879.41	---	78,561.59
<u>Organ Donor Program - 0824</u>				
Health and Senior Services	368,382.00	137,696.49	---	230,685.51
<u>Child Labor Enforcement - 0826</u>				
Labor and Industrial Relations	200,000.00	40,411.07	---	159,588.93
<u>Youth Opportunities and Violence Prevention - 0827</u>				
Economic Development	250,000.00	---	---	250,000.00
<u>Inmate Incarceration Reimbursement Act Revolving - 0828</u>				
Executive	74,620.00	54,462.65	---	20,157.35
<u>Secretary of State Investor Education Fund - 0829</u>				
Executive	399,022.00	303,135.44	---	95,886.56
Office of Administration	10,250.00	5,500.00	---	4,750.00
<u>Property Reuse - 0830</u>				
Economic Development	700,000.00	---	---	700,000.00
<u>State Court Administration Revolving - 0831</u>				
Judiciary	230,000.00	147,800.60	---	82,199.40
<u>Recruitment and Retention Scholarship - 0832</u>				
Natural Resources	50,000.00	---	---	50,000.00
<u>Concentrated Animal Feeding Operation Indemnity - 0834</u>				
Natural Resources	100,000.00	---	---	100,000.00
<u>Light Rail Safety - 0838</u>				
Transportation	1.00	---	---	1.00
<u>Student Grant - 0839</u>				
Higher Education	17,635,436.00	17,635,095.50	---	340.50
<u>Academic Scholarship - 0840</u>				
Higher Education	16,183,000.00	16,150,400.00	---	32,600.00

**STATE OF MISSOURI
SUMMARY OF APPROPRIATIONS BY FUND AND DEPARTMENT
SPECIAL REVENUE FUNDS
FOR THE APPROPRIATION YEAR 2006**

	Appropriations	Expenditures and Appropriated Transfers Out	Biennial Rollovers to 2007	Lapse of Appropriations
<u>State Transportation Assistance Revolving - 0841</u>				
Transportation	550,000.00	---	---	550,000.00
<u>Criminal Justice Network and Technology Revolving - 0842</u>				
Public Safety	1,559,888.00	1,195,476.13	---	364,411.87
<u>Youth Services Treatment - 0843</u>				
Social Services	1,000.00	---	---	1,000.00
<u>Missouri Office of Prosecution Services Revolving - 0844</u>				
Executive	150,000.00	103,786.28	---	46,213.72
<u>Judiciary Education and Training - 0847</u>				
Judiciary	1,711,483.00	1,346,133.86	---	365,349.14
<u>Missouri Supplemental Tax Increment Financing - 0848</u>				
Economic Development	3,432,000.00	1,936,429.69	---	1,495,570.31
<u>Domestic Relations Resolution - 0852</u>				
Judiciary	392,400.00	83,294.07	---	309,105.93
Revenue	720.00	717.82	---	2.18
<u>Correctional Substance Abuse Earnings - 0853</u>				
Corrections	264,600.00	49,159.18	---	215,440.82
<u>Missouri Wine Marketing and Research Development - 0855</u>				
Agriculture	34,000.00	33,785.50	---	214.50
<u>Advantage Missouri Trust - 0856</u>				
Higher Education	105,000.00	700.00	---	104,300.00
<u>Missouri College Guarantee - 0858</u>				
Higher Education	9,135,000.00	9,099,281.68	---	35,718.32
<u>Early Childhood Development, Education and Care - 0859</u>				
Elementary and Secondary Education	15,336,244.00	14,897,572.64	---	438,671.36
Health and Senior Services	997,998.00	825,550.18	---	172,447.82
Social Services	14,514,388.00	13,782,712.09	---	731,675.91
<u>Guaranty Agency Operating - 0880</u>				
Office of Administration	703.00	702.40	---	0.60
Higher Education	17,364,523.00	10,728,380.79	---	6,636,142.21

**STATE OF MISSOURI
SUMMARY OF APPROPRIATIONS BY FUND AND DEPARTMENT
SPECIAL REVENUE FUNDS
FOR THE APPROPRIATION YEAR 2006**

	Appropriations	Expenditures and Appropriated Transfers Out	Biennial Rollovers to 2007	Lapse of Appropriations
<u>Federal Student Loan Reserve - 0881</u>				
Higher Education	85,000,000.00	80,009,162.68	---	4,990,837.32
<u>Premium - 0885</u>				
Social Services	14,308,715.00	10,136,265.27	---	4,172,449.73
<u>Missouri Alternative Fuel Vehicle Loan - 0886</u>				
Natural Resources	2,050.00	---	---	2,050.00
<u>Missouri Public Broadcasting Corporation Special - 0887</u>				
Office of Administration	100,000.00	97,000.00	---	3,000.00
<u>Assistive Technology Loan Revolving - 0889</u>				
Office of Administration	544,800.00	129,226.11	---	415,573.89
<u>Blindness Education, Screening, and Treatment Program - 0892</u>				
Health and Senior Services	250,000.00	83,166.06	---	166,833.94
<u>Missouri Lead Abatement Loan - 0893</u>				
Health and Senior Services	276,000.00	88,545.14	---	187,454.86
<u>Dry-Cleaning Environmental Response Trust - 0898</u>				
Natural Resources	559,827.00	425,655.72	---	134,171.28
<u>Childhood Lead Testing - 0899</u>				
Health and Senior Services	257,680.00	176,083.74	---	81,596.26
<u>Missouri National Guard Trust - 0900</u>				
Office of Administration	5,029.00	4,195.39	---	833.61
Public Safety	5,817,851.00	3,487,714.52	50,000.00	2,280,136.48
<u>Agriculture Development - 0904</u>				
Agriculture	344,041.00	68,049.97	---	275,991.03
<u>Mined Land Reclamation - 0906</u>				
Executive	13,317.00	13,317.00	---	---
Natural Resources	2,045,819.00	568,954.52	---	1,476,864.48
<u>Babler State Park - 0911</u>				
Natural Resources	160,625.00	159,967.00	---	658.00
<u>School for the Blind Trust - 0920</u>				
Elementary and Secondary Education	1,500,000.00	671,890.45	---	828,109.55
<u>School for the Deaf Trust - 0922</u>				
Elementary and Secondary Education	25,000.00	15,969.00	---	9,031.00
<u>Governors' Council on Physical Fitness Institution Gift Trust - 0924</u>				
Office of Administration	350,000.00	8,409.29	---	341,590.71

STATE OF MISSOURI
SUMMARY OF APPROPRIATIONS BY FUND AND DEPARTMENT
SPECIAL REVENUE FUNDS
FOR THE APPROPRIATION YEAR 2006

	<u>Appropriations</u>	<u>Expenditures and Appropriated Transfers Out</u>	<u>Biennial Rollovers to 2007</u>	<u>Lapse of Appropriations</u>
<u>Institution Gift Trust - 0925</u>				
Agriculture	87,928.00	50,496.54	---	37,431.46
<u>Mental Health Trust - 0926</u>				
Mental Health	13,047,536.00	10,390,652.34	---	2,656,883.66
<u>Secretary of State-Wolfner State Library - 0928</u>				
Executive	14,500.00	---	---	14,500.00
<u>Special Employment Security Bond Proceeds - 0947</u>				
Office of Administration	1.00	---	---	1.00
Labor and Industrial Relations	1.00	---	---	1.00
<u>Special Employment Security - 0949</u>				
Office of Administration	1.00	---	---	1.00
Economic Development	216,000.00	215,758.65	---	241.35
Labor and Industrial Relations	25,899,156.00	17,478,392.61	1,764,050.35	6,656,713.04
<u>Crippled Children's - 0950</u>				
Health and Senior Services	275,000.00	56,447.71	---	218,552.29
<u>State Fair Trust - 0951</u>				
Agriculture	10,000.00	3,411.35	---	6,588.65
<u>Aviation Trust - 0952</u>				
Transportation	4,523,038.00	3,566,699.65	---	956,338.35
Revenue	157,927.00	25,171.82	---	132,755.18
Subtotals	5,587,964,664.00	5,137,371,218.45	54,155,139.09	396,438,306.46
Appropriated Transfers Out	1,932,058,041.00	1,742,302,342.16	---	189,755,698.84
Totals	<u>\$ 7,520,022,705.00</u>	<u>\$ 6,879,673,560.61</u>	<u>\$ 54,155,139.09</u>	<u>\$ 586,194,005.30</u>

**STATE OF MISSOURI
SUMMARY OF APPROPRIATIONS BY FUND AND DEPARTMENT
DEBT SERVICE FUNDS
FOR THE APPROPRIATION YEAR 2006**

	Appropriations	Expenditures and Appropriated Transfers Out	Biennial Rollovers to 2007	Lapse of Appropriations
<u>Water Pollution Control Bond and Interest - Series B 2002 - 0200</u>				
Office of Administration	\$ 16,372,794.00	\$ 16,372,793.76	\$ ---	\$ 0.24
<u>Third State Building Bond Interest and Sinking - Series A 2002 - 0201</u>				
Office of Administration	33,812,850.00	33,812,850.00	---	---
<u>Fourth State Building Bond and Interest - Series A 2002 - 0202</u>				
Office of Administration	7,269,432.00	7,269,431.26	---	0.74
<u>Water Pollution Control Bond and Interest - Series A 2003 - 0203</u>				
Office of Administration	11,026,750.00	747,712.50	---	10,279,037.50
<u>Third State Building Bond Interest and Sinking - Series A 2003 - 0204</u>				
Office of Administration	16,307,713.00	16,307,712.50	---	0.50
<u>Special Employment Security - Principal and Interest - 0205</u>				
Office of Administration	1.00	---	---	1.00
<u>Fourth State Building Bond and Interest - Series A 2005 - 0206</u>				
Office of Administration	7,583,182.00	1,712,466.67	---	5,870,715.33
<u>Water Pollution Control Bond and Interest - Series A 2005 - 0218</u>				
Office of Administration	5,041,347.00	3,592,666.67	---	1,448,680.33
<u>Stormwater Control Bond and Interest - Series A 2005 - 0219</u>				
Office of Administration	1,463,252.00	648,833.33	---	814,418.67
<u>Water Pollution Control Bond and Interest - Series A 2002 - 0231</u>				
Office of Administration	1,992,944.00	1,992,943.76	---	0.24
<u>Stormwater Control Bond and Interest - Series A 2002 - 0239</u>				
Office of Administration	994,038.00	994,037.50	---	0.50
<u>Water Pollution Control Bond and Interest - Series A 2001 - 0244</u>				
Office of Administration	1,438,763.00	1,438,762.50	---	0.50

**STATE OF MISSOURI
SUMMARY OF APPROPRIATIONS BY FUND AND DEPARTMENT
DEBT SERVICE FUNDS
FOR THE APPROPRIATION YEAR 2006**

	Appropriations	Expenditures and Appropriated Transfers Out	Biennial Rollovers to 2007	Lapse of Appropriations
<u>Stormwater Control Bond and Interest - Series A 2001 - 0245</u>				
Office of Administration	719,220.00	719,220.00	---	---
Subtotals	104,022,286.00	85,609,430.45	---	18,412,855.55
Appropriated Transfers Out	24,038,153.00	24,038,150.33	---	2.67
Totals	\$ 128,060,439.00	\$ 109,647,580.78	\$ ---	\$ 18,412,858.22

STATE OF MISSOURI
SUMMARY OF APPROPRIATIONS BY FUND AND DEPARTMENT
CAPITAL PROJECTS FUNDS
FOR THE APPROPRIATION YEAR 2006

	Appropriations	Expenditures and Appropriated Transfers Out	Biennial Rollovers to 2007	Lapse of Appropriations
<u>Water Pollution Control - Series A 2002 - 37G - 0301</u>				
Natural Resources	\$ 16,809,825.00	\$ 3,089,801.83	\$ ---	\$ 13,720,023.17
<u>Stormwater Control - Series A 2002 - 37H - 0302</u>				
Natural Resources	9,985,859.00	4,000,988.52	---	5,984,870.48
<u>Veterans' Homes Capital Improvement Trust - 0304</u>				
Office of Administration	1,393.00	1,189.61	---	203.39
Public Safety	12,061,950.00	8,546,866.53	3,344,396.41	170,687.06
<u>Board Public Buildings - Series A 2003 Bond Proceeds - Projects - 0309</u>				
Office of Administration	165,595.00	9,248.00	156,347.00	---
Agriculture	97,726.00	97,725.77	0.23	---
Economic Development	14,120.00	14,119.50	0.50	---
Elementary and Secondary Education	15,097.00	---	15,097.00	---
Higher Education	26,475,328.00	8,355,907.26	18,119,420.74	---
Health and Senior Services	15,921,919.00	15,100,566.07	821,352.93	---
Mental Health	4,666,644.00	3,352,876.36	1,313,767.64	---
Public Safety	1,286,579.00	963,770.95	322,808.05	---
Social Services	179,806.00	177,333.05	2,472.95	---
Corrections	3,804,541.00	1,887,812.28	1,916,728.72	---
<u>State Road Bond - 0319</u>				
Transportation	33,135,001.00	22,005,670.85	---	11,129,330.15
<u>State Road - 0320</u>				
Office of Administration	582,492.00	564,945.48	---	17,546.52
Transportation	1,670,746,334.00	1,614,105,943.58	---	56,640,390.42
<u>State Road Series A 2005 - 0326</u>				
Transportation	371,939,035.00	371,939,034.52	---	0.48
<u>Fourth State Building - Series A 1998 - 0382</u>				
Social Services	1,976,537.00	440,217.63	1,536,319.37	---
Corrections	6,019,695.00	1,091,679.76	4,928,015.24	---
<u>Water Pollution Control - Series A 2001 - 37E - 0385</u>				
Natural Resources	6,660,000.00	2,172,256.37	---	4,487,743.63

**STATE OF MISSOURI
SUMMARY OF APPROPRIATIONS BY FUND AND DEPARTMENT
CAPITAL PROJECTS FUNDS
FOR THE APPROPRIATION YEAR 2006**

	<u>Appropriations</u>	<u>Expenditures and Appropriated Transfers Out</u>	<u>Biennial Rollovers to 2007</u>	<u>Lapse of Appropriations</u>
<u>Stormwater Control - Series A 2001 - 0387</u>				
Natural Resources	<u>9,000,000.00</u>	<u>1,678,434.50</u>	---	<u>7,321,565.50</u>
Subtotals	2,191,545,476.00	2,059,596,388.42	32,476,726.78	99,472,360.80
Appropriated Transfers Out	<u>24,918,052.00</u>	<u>23,003,653.38</u>	---	<u>1,914,398.62</u>
Totals	<u>\$ 2,216,463,528.00</u>	<u>\$ 2,082,600,041.80</u>	<u>\$ 32,476,726.78</u>	<u>\$ 101,386,759.42</u>

**STATE OF MISSOURI
SUMMARY OF APPROPRIATIONS BY FUND AND DEPARTMENT
PERMANENT FUNDS
FOR THE APPROPRIATION YEAR 2006**

	Appropriations	Expenditures and Appropriated Transfers Out	Biennial Rollovers to 2007	Lapse of Appropriations
<u>Confederate Memorial Park - 0812</u>				
Natural Resources	\$ 165.00	\$ ---	\$ ---	\$ 165.00
<u>Champ W. Smith & Mary C. Smith Memorial Endowment Trust - 0873</u>				
Health and Senior Services	35,000.00	11,263.20	---	23,736.80
Subtotals	35,165.00	11,263.20	---	23,901.80
Appropriated Transfers Out	182.00	177.00	---	5.00
Totals	\$ 35,347.00	\$ 11,440.20	\$ ---	\$ 23,906.80

**STATE OF MISSOURI
SUMMARY OF APPROPRIATIONS BY FUND AND DEPARTMENT
ENTERPRISE FUNDS
FOR THE APPROPRIATION YEAR 2006**

	Appropriations	Expenditures and Appropriated Transfers Out	Biennial Rollovers to 2007	Lapse of Appropriations
<u>Federal Surplus Property - 0407</u>				
Office of Administration	\$ 3,252,328.00	\$ 2,909,516.86	\$ ---	\$ 342,811.14
<u>Single-Purpose Animal Facilities Loan Program - 0408</u>				
Agriculture	120,326.00	94,611.90	---	25,714.10
<u>Single-Purpose Animal Facilities Loan Guarantee - 0409</u>				
Agriculture	1.00	---	---	1.00
<u>State Fair Fees - 0410</u>				
Office of Administration	21,539.00	21,538.35	---	0.65
Agriculture	4,665,811.00	3,865,060.84	---	800,750.16
<u>Agricultural Product Utilization and Business Development Guarantee - 0411</u>				
Agriculture	1.00	---	---	1.00
<u>State Parks Earnings - 0415</u>				
Office of Administration	20,370.00	20,369.53	---	0.47
Natural Resources	13,508,206.00	6,369,167.31	4,991,123.27	2,147,915.42
<u>Natural Resources Revolving Services - 0425</u>				
Natural Resources	2,621,697.00	1,581,463.62	---	1,040,233.38
<u>Historic Preservation Revolving - 0430</u>				
Natural Resources	1,672,954.00	43,815.42	1,000,000.00	629,138.58
<u>Missouri Veterans' Homes - 0460</u>				
Office of Administration	196,009.00	187,212.88	---	8,796.12
Public Safety	33,589,299.00	31,242,590.18	---	2,346,708.82
<u>Petroleum Storage Tank Insurance - 0585</u>				
Executive	22,757.00	22,757.00	---	---
Natural Resources	28,408,753.00	17,046,986.25	---	11,361,766.75
Revenue	25,169.00	25,164.23	---	4.77
<u>Department of Revenue Information - 0619</u>				
Revenue	993,579.00	723,254.99	---	270,324.01
<u>State Environmental Improvement Authority - 0654</u>				
Natural Resources	1.00	---	---	1.00

**STATE OF MISSOURI
SUMMARY OF APPROPRIATIONS BY FUND AND DEPARTMENT
ENTERPRISE FUNDS
FOR THE APPROPRIATION YEAR 2006**

	Appropriations	Expenditures and Appropriated Transfers Out	Biennial Rollovers to 2007	Lapse of Appropriations
<u>Lottery Enterprise - 0657</u>				
Executive	50,081.00	49,494.97	---	586.03
Office of Administration	5,462.00	4,101.21	---	1,360.79
Revenue	154,992,860.00	148,016,659.47	316,871.54	6,659,328.99
Subtotals	244,167,203.00	212,223,765.01	6,307,994.81	25,635,443.18
Appropriated Transfers Out	290,632,393.00	280,107,444.50	---	10,524,948.50
Totals	\$ 534,799,596.00	\$ 492,331,209.51	\$ 6,307,994.81	\$ 36,160,391.68

**STATE OF MISSOURI
SUMMARY OF APPROPRIATIONS BY FUND AND DEPARTMENT
INTERNAL SERVICE FUNDS
FOR THE APPROPRIATION YEAR 2006**

	<u>Appropriations</u>	<u>Expenditures and Appropriated Transfers Out</u>	<u>Biennial Rollovers to 2007</u>	<u>Lapse of Appropriations</u>
<u>Mental Health Interagency Payments - 0109</u>				
Office of Administration	\$ 1,000.00	\$ ---	\$ ---	\$ 1,000.00
Mental Health	6,312,579.00	5,648,581.21	---	663,997.79
<u>Natural Resources Cost Allocation - 0500</u>				
Office of Administration	2,858,470.00	74,964.07	2,777,710.89	5,795.04
Natural Resources	9,234,668.00	8,184,486.58	---	1,050,181.42
<u>State Facility Maintenance and Operation - 0501</u>				
Office of Administration	17,559,520.00	17,213,987.70	---	345,532.30
Natural Resources	358,404.00	341,432.45	---	16,971.55
<u>Office of Administration Revolving Administrative Trust - 0505</u>				
Office of Administration	84,859,736.00	66,552,907.09	821,538.65	17,485,290.26
Agriculture	30,813.00	---	30,813.00	---
Public Safety	1,500.00	1,500.00	---	---
<u>Working Capital Revolving - 0510</u>				
Office of Administration	14,682.00	10,666.88	---	4,015.12
Corrections	37,280,188.00	23,936,446.07	---	13,343,741.93
<u>Central Check Mailing Service Revolving - 0515</u>				
Executive	245,826.00	145,951.76	---	99,874.24
<u>House of Representatives Revolving - 0520</u>				
Legislature	45,000.00	13,657.31	---	31,342.69
<u>Supreme Court Publications Revolving - 0525</u>				
Judiciary	150,000.00	103,475.33	---	46,524.67
<u>Adjutant General Revolving - 0530</u>				
Public Safety	51,000.00	49,131.50	---	1,868.50
<u>Senate Revolving - 0535</u>				
Legislature	40,000.00	40,000.00	---	---
<u>Inmate Revolving - 0540</u>				
Office of Administration	2,021.00	2,020.41	---	0.59
Mental Health	369,648.00	369,648.00	---	---
Corrections	5,443,151.00	3,765,500.91	---	1,677,650.09
<u>Social Services Administrative Trust - 0545</u>				
Social Services	6,190,002.00	5,229,225.09	---	960,776.91

**STATE OF MISSOURI
SUMMARY OF APPROPRIATIONS BY FUND AND DEPARTMENT
INTERNAL SERVICE FUNDS
FOR THE APPROPRIATION YEAR 2006**

	Appropriations	Expenditures and Appropriated Transfers Out	Biennial Rollovers to 2007	Lapse of Appropriations
<u>Economic Development</u>				
<u>Administrative - 0547</u>				
Office of Administration	12,371.00	5,147.04	---	7,223.96
Economic Development	6,112,160.00	1,626,123.03	---	4,486,036.97
<u>Professional Registration</u>				
<u>Fees - 0689</u>				
Office of Administration	7,681.00	7,680.89	---	0.11
Economic Development	5,065,834.00	3,980,524.65	---	1,085,309.35
Subtotals	182,246,254.00	137,303,057.97	3,630,062.54	41,313,133.49
Appropriated Transfers Out	19,542,944.00	16,063,650.07	---	3,479,293.93
Totals	\$ 201,789,198.00	\$ 153,366,708.04	\$ 3,630,062.54	\$ 44,792,427.42

**STATE OF MISSOURI
SUMMARY OF APPROPRIATIONS BY FUND AND DEPARTMENT
AGENCY FUNDS
FOR THE APPROPRIATION YEAR 2006**

	<u>Appropriations</u>	<u>Expenditures and Appropriated Transfers Out</u>	<u>Biennial Rollovers to 2007</u>	<u>Lapse of Appropriations</u>
<u>American Cancer Society, Heartland Division, Inc. - 0700</u>				
Revenue	\$ 3,000.00	\$ 2,738.04	\$ ---	\$ 261.96
<u>State Retirement Contributions - 0701</u>				
Office of Administration	244,547,352.00	221,823,917.24	---	22,723,434.76
<u>Social Security Contributions - (O.A.S.D.I./Medicare) - 0702</u>				
Office of Administration	151,362,362.00	140,906,889.83	---	10,455,472.17
<u>ALS Lou Gehrig's Disease - 0703</u>				
Revenue	3,000.00	2,226.75	---	773.25
<u>American Lung Association of Missouri - 0704</u>				
Revenue	1,500.00	1,206.12	---	293.88
<u>Missouri State Employees' Deferred Compensation Incentive Plan Administration - 0706</u>				
Office of Administration	11,266,064.00	11,266,050.00	---	14.00
<u>Muscular Dystrophy Association - 0707</u>				
Revenue	1,500.00	1,314.63	---	185.37
<u>Arthritis Foundation - 0708</u>				
Revenue	3,418.00	3,181.06	---	236.94
<u>National Multiple Sclerosis Society - 0709</u>				
Revenue	2,100.00	2,048.31	---	51.69
<u>Proceeds of Surplus Property Sales - 0710</u>				
Office of Administration	205,800.00	205,252.61	---	547.39
<u>American Diabetes Association Gateway Area - 0713</u>				
Revenue	2,000.00	1,775.81	---	224.19
<u>American Heart Association - 0714</u>				
Revenue	1,700.00	1,659.59	---	40.41
<u>March of Dimes - 0716</u>				
Revenue	1,700.00	1,661.94	---	38.06
<u>Missouri Community College Job Retention Training Program - 0717</u>				
Economic Development	5,000,000.00	2,882,995.33	---	2,117,004.67

**STATE OF MISSOURI
SUMMARY OF APPROPRIATIONS BY FUND AND DEPARTMENT
AGENCY FUNDS
FOR THE APPROPRIATION YEAR 2006**

	<u>Appropriations</u>	<u>Expenditures and Appropriated Transfers Out</u>	<u>Biennial Rollovers to 2007</u>	<u>Lapse of Appropriations</u>
<u>Circuit Courts Escrow - 0718</u>				
Judiciary	500,000.00	---	---	500,000.00
<u>Missouri Military Family Relief - 0719</u>				
Public Safety	100,000.00	5,000.00	---	95,000.00
<u>Debt Offset Escrow - 0753</u>				
Judiciary	2,000,000.00	1,636,577.16	---	363,422.84
Higher Education	2,200,000.00	1,508,212.73	---	691,787.27
Health and Senior Services	50,000.00	---	---	50,000.00
Labor and Industrial Relations	2,450,000.00	2,391,573.13	---	58,426.87
Mental Health	92,164.00	92,163.43	---	0.57
Revenue	250,000.00	206,190.11	---	43,809.89
Social Services	9,000,000.00	4,790,382.81	---	4,209,617.19
<u>Agriculture Bond Trustee - 0756</u>				
Agriculture	135,000.00	---	---	135,000.00
<u>Proprietary School Bond - 0760</u>				
Higher Education	100,000.00	---	---	100,000.00
<u>Missouri Consolidated Health Care Plan Benefit - 0765</u>				
Office of Administration	322,119,324.00	317,823,632.42	---	4,295,691.58
<u>Missouri State Employees' Voluntary Life Insurance - 0910</u>				
Office of Administration	1,349,572.00	1,349,571.09	---	0.91
Subtotals	752,747,556.00	706,906,220.14	---	45,841,335.86
Appropriated Transfers Out	8,275,823.00	7,916,317.57	---	359,505.43
Totals	<u>\$ 761,023,379.00</u>	<u>\$ 714,822,537.71</u>	<u>---</u>	<u>\$ 46,200,841.29</u>

**STATE OF MISSOURI
SUMMARY OF APPROPRIATIONS BY FUND AND DEPARTMENT
PRIVATE PURPOSE TRUST FUNDS
FOR THE APPROPRIATION YEAR 2006**

	Appropriations	Expenditures and Appropriated Transfers Out	Biennial Rollovers to 2007	Lapse of Appropriations
<u>Abandoned Fund Account - 0863</u>				
Executive	\$ 21,081,081.00	\$ 20,525,491.52	\$ ---	\$ 555,589.48
<u>State Seminary - 0872</u>				
Higher Education	3,000,000.00	2,819,405.62	---	180,594.38
<u>Alternative Care Trust - 0905</u>				
Social Services	12,000,000.00	10,554,456.88	---	1,445,543.12
Subtotals	36,081,081.00	33,899,354.02	---	2,181,726.98
Appropriated Transfers Out	53,704,453.00	52,657,775.48	---	1,046,677.52
Totals	\$ 89,785,534.00	\$ 86,557,129.50	\$ ---	\$ 3,228,404.50

**STATE OF MISSOURI
SUMMARY OF APPROPRIATION ACTIVITY
GENERAL FUND - GENERAL REVENUE FUNDS
FOR THE APPROPRIATION YEAR 2006**

	H.B. No.	Appr. No.	Appropriations	Expenditures and Transfers Out	Biennial Rollovers to 2007	Lapse of Appropriations
<u>LEGISLATURE</u>						
LEGISLATURE LEASING	13.110	7488	\$ 7,673.00	\$ 7,640.04	\$ ---	\$ 32.96
<u>Senate</u>						
SENATORS' SALARIES	12.500	0003	1,071,448.00	1,044,056.49	---	27,391.51
SENATORS' MILEAGE	12.500	0004	56,435.00	56,092.28	---	342.72
SENATORS' PER DIEM	12.500	0005	226,100.00	213,109.99	---	12,990.01
JOINT CONTINGENT EXP E&E	12.500	1052	100,000.00	59,325.36	---	40,674.64
JOINT COMM ON ADMIN RULE	12.500	4189	119,707.00	96,762.06	---	22,944.94
JOINT COMM RETIREMENT SYS	12.500	4190	155,000.00	129,163.54	---	25,836.46
JOINT COMM CI	12.500	4191	118,964.00	96,574.48	---	22,389.52
JOINT COMM ON TRANSPORT	12.500	6975	100,853.00	30,814.11	---	70,038.89
SENATE CONTINGENT EXP	12.500	9801	8,495,738.00	8,287,727.33	---	208,010.67
<u>House of Representatives</u>						
REPS EXP VOUCHERS	12.505	1532	1,564,800.00	1,564,798.68	---	1.32
REPRESENTATIVES SALARIES	12.505	4257	5,117,283.00	5,043,914.02	---	73,368.98
REPRESENTATIVES MILEAGE	12.505	4258	342,660.00	328,553.92	---	14,106.08
REPRESENTATIVES PER DIEM	12.505	4259	1,083,950.00	929,121.40	---	154,828.60
HOUSE CONTINGENT EXPENSES	12.505	6725	10,326,956.00	10,311,345.65	---	15,610.35
<u>Missouri Commission on Interstate Cooperation</u>						
INTERSTATE ORG DUES	12.510	0012	40,000.00	40,000.00	---	---
<u>Committee on Legislative Research</u>						
COMM ON LEG RESEARCH	12.515	0013	1,173,781.00	888,942.30	---	284,838.70
LEG RES PUBLISH STATUTES	12.520	0014	164,664.00	159,737.62	---	4,926.38
<u>Legislative Research - Oversight</u>						
LEG RESEARCH OVERSIGHT	12.525	3084	708,063.00	529,503.91	---	178,559.09
<u>Interim Committees</u>						
JOINT COMM CORRECTIONS	12.530	2805	2,000.00	1,900.83	---	99.17

JUDICIARY

JUDGESHIP 11TH CIRCUIT PS	12.345	1094	62,130.00	---	---	62,130.00
CRRD-INVESTIGATOR PS	14.245	1208	10,000.00	595.04	---	9,404.96
JUDICIARY LEASING	13.130	6083	908,718.00	895,439.16	---	13,278.84

Judicial Proceedings and Review

JUD PROCEED & REVIEW PS	12.300	0030	2,467,535.00	2,459,423.72	---	8,111.28
JUD PROCEED & REVIEW E&E	12.300	0033	841,809.00	841,805.22	---	3.78
SUP COURT JUDGES SALARIES	12.300	0907	863,500.00	863,499.60	---	0.40

Office of State Court Administrator

STATE COURTS ADMIN E&E	12.305	0039	591,013.00	590,759.14	---	253.86
STATE COURTS ADMIN PS	12.305	0524	2,933,484.00	2,931,943.25	---	1,540.75
ICM SUPPORT PS	12.305	7082	2,811,008.00	2,810,968.51	---	39.49
ICM SUPPORT E&E	12.305	7083	4,348,499.00	4,348,499.00	---	---

Court of Appeals

APPEALS WEST DIST PS	12.330	0041	1,674,103.00	1,674,101.87	---	1.13
APPEALS WEST DIST E&E	12.330	0044	478,730.00	478,727.21	---	2.79
APPEALS EAST DIST PS	12.335	0046	2,320,236.00	2,308,383.09	---	11,852.91
APPEALS EAST DIST E&E	12.335	0050	515,055.00	515,044.44	---	10.56
APPEALS SOUTH DIST PS	12.340	0052	1,014,400.00	1,012,676.44	---	1,723.56
APPEALS-SOUTH DIST E&E	12.340	0054	292,849.00	292,834.89	---	14.11
JUDGES SALARIES WEST DIST	12.330	0847	1,265,000.00	1,264,998.24	---	1.76
JUDGES SALARIES EAST DIST	12.335	0848	1,595,814.00	1,576,404.99	---	19,409.01
JUDGES SALARIES SOUTH PS	12.340	0849	802,000.00	801,148.20	---	851.80

Circuit Courts

JUDGES SALARIES CIRCUIT	12.345	0853	15,212,956.00	15,212,782.17	---	173.83
ASSOC JUDGES SALARIES	12.345	0856	20,672,666.00	20,672,333.34	---	332.66
CP-NON-STATUTORY PS	12.345	3354	72,597,718.00	72,564,748.07	---	32,969.93
CIRCUIT PERSONNEL E&E	12.345	5274	1,692,282.00	1,692,218.41	---	63.59
ENTITLEMENT PROGRAMS-EE	12.345	6847	1,507,918.00	1,507,563.04	---	354.96
NEW JUDGES SALARY	12.345	7057	76,000.00	68,000.00	---	8,000.00

Other Programs

RETIR DISCIPL & REMOVE PS	12.365	2204	150,494.00	149,214.80	---	1,279.20
RETIR DISCIPL & REMOV E&E	12.365	2205	42,667.00	35,818.61	---	6,848.39
APPELLATE JUDICIAL COMM	12.370	4211	7,741.00	3,090.22	---	4,650.78

Public Defender System

PUBLIC DEFENDER SVS PS	12.400	0911	22,711,060.00	22,711,056.35	---	3.65
PUBLIC DEFENDER SVS E&E	12.400	0912	3,510,720.00	3,510,718.66	---	1.34

Extraordinary

EXTRAORDINARY EXP/CONFLCT	12.400	8727	2,241,502.00	2,241,103.10	---	398.90
---------------------------	--------	------	--------------	--------------	-----	--------

**STATE OF MISSOURI
SUMMARY OF APPROPRIATION ACTIVITY
GENERAL FUND - GENERAL REVENUE FUNDS
FOR THE APPROPRIATION YEAR 2006**

	H.B. No.	Appr. No.	Appropriations	Expenditures and Transfers Out	Biennial Rollovers to 2007	Lapse of Appropriations
<u>EXECUTIVE</u>						
SPECIAL AUDITS	12.015	2749	30,000.00	10,418.58	---	19,581.42
<u>Governor's Office - Administration</u>						
OVERTIME	12.010	0579	1,000.00	---	---	1,000.00
GOVERNOR'S OFFICE	12.005	5600	1,832,697.00	1,831,720.45	---	976.55
<u>Mansion Operating</u>						
MANSION OPERATING EXP	12.005	5599	135,480.00	123,305.97	---	12,174.03
<u>National Guard Emergency Duty</u>						
NATIONAL GUARD EMERGENCY	12.015	0064	675,001.00	646,192.90	---	28,808.10
<u>Government Emergency Fund Committee</u>						
GOVT EMERGENCY FUND COMM	12.025	0069	1.00	---	---	1.00
<u>Lieutenant Governor</u>						
LIEUTENANT GOVERNOR PS	12.030	0072	363,726.00	363,433.52	---	292.48
OVERTIME	12.035	0582	200.00	---	---	200.00
LIEUTENANT GOVERNOR E&E	12.030	5914	49,867.00	47,973.35	---	1,893.65
<u>Secretary of State</u>						
SEC OF STATE PS	12.040	0073	6,746,060.00	6,746,059.28	---	0.72
SEC OF STATE E&E	12.040	0077	2,421,166.00	2,421,166.00	---	---
REFUNDS	12.055	0080	96,000.00	92,111.76	---	3,888.24
OVERTIME	12.045	0586	1,400.00	1,134.91	---	265.09
SEC OF STATE LEASING	13.115	6080	209,247.00	199,264.24	---	9,982.76
<u>Administrative Services</u>						
OFFICIAL MANUAL	12.050	6746	525,000.00	380,870.39	---	144,129.61
<u>Elections</u>						
ELECTIONS PUBLIC NOTICE	12.065	0079	100,000.00	---	---	100,000.00
ABSENTEE BALLOTS	12.070	2041	50,000.00	34,308.06	---	15,691.94
ELECTION PRINTING	12.075	6195	21,395.00	19,969.49	---	1,425.51
SPECIAL ELECTION COSTS (Fund 0686)	12.082	0787	400,000.00	302,012.20	---	97,987.80

Library Services

REAL	12.110	1048	2,959,250.00	2,959,250.00	---	---
STATE AID PUBLIC LIBRARY	12.105	4196	3,001,744.00	3,001,744.00	---	---
LIFT LITERACY PROGRAM	12.115	4198	69,450.00	69,450.00	---	---

State Auditor

STATE AUDITOR PS	12.150	0084	5,732,696.00	5,517,148.09	---	215,547.91
STATE AUDITOR E&E	12.150	0087	884,947.00	591,586.41	---	293,360.59
AUDITOR	13.120	3192	19,349.00	19,349.00	---	---

State Treasurer

DUPLICATE/OUTLAWED CHECKS	12.165	0093	1,000,000.00	936,627.92	---	63,372.08
LINKED DEPOSIT REFUNDS	12.185	8364	3,000.00	---	---	3,000.00
STATE TREASURER PS (Fund 0164)	12.155	0844	1,332,950.00	1,331,787.35	---	1,162.65
STATE TREASURER E&E (Fund 0164)	12.155	0845	238,641.00	236,363.77	---	2,277.23
OVERTIME (Fund 0164)	12.160	1043	3,500.00	3,500.00	---	---

Attorney General

ATTORNEY GENERAL PS	12.210	0095	10,435,628.00	10,415,014.37	---	20,613.63
OVERTIME	12.215	0595	3,000.00	---	---	3,000.00
MEDICAID FRAUD UNIT E&E	12.225	1678	150,164.00	105,386.30	---	44,777.70
ATTORNEY GENERAL	13.125	3184	259,396.00	259,396.00	---	---
MEDICAID FRAUD UNIT PS	12.225	3336	151,452.00	148,839.21	---	2,612.79
ATTORNEY GENERAL E&E	12.210	7586	1,845,214.00	1,844,133.96	---	1,080.04
ATTORNEY GENERAL E&E (Fund 0603)	12.210	2218	187,000.00	187,000.00	---	---
OVERTIME (Fund 0666)	12.215	0600	50.00	---	---	50.00
ATTORNEY GENERAL PS (Fund 0666)	12.210	2215	335,144.00	255,340.31	---	79,803.69
ATTORNEY GENERAL (Fund 0666)	13.125	2825	11,034.00	1,035.00	---	9,999.00
ATTORNEY GENERAL E&E (Fund 0666)	12.210	3003	254,400.00	6,974.15	---	247,425.85

OFFICE OF ADMINISTRATION

OA IT CONSOLIDATION PS	05.030	0627	394,350.00	350,007.35	---	44,342.65
OA IT CONSOLIDATION E&E	05.030	0637	96,173.00	77,171.49	---	19,001.51
M&R GR	18.010	0700	351,370.00	35,303.08	316,066.92	---
SHERIFFS CONCL CARRY REIM	05.302	0914	1.00	---	---	1.00
LEASE/PURCHASE ST LOUIS	13.150	0999	12,081,493.00	12,081,491.92	---	1.08
OFFICE OF ADMINISTRATION	13.030	1059	103,690.00	103,690.00	---	---
LEASE/PURCHASE MARYVILLE	13.147	1076	1,100,000.00	---	---	1,100,000.00
CONTINGENCY SHORTFALLS	13.145	3136	371,782.00	325,931.66	---	45,850.34
OA IT CONSOLIDATION E&E (Fund 0124)	05.030	0610	200.00	---	---	200.00
M&R FMRF (Fund 0124)	18.010	0698	20,275,158.00	2,432,612.53	17,842,545.47	---
M&R D&C CATASTROPHIC (Fund 0124)	18.030	0712	1.00	---	1.00	---
OPERATIONAL M&R (Fund 0124)	05.135	3387	246,472.00	246,472.00	---	---
STATEWIDE M&R YR1 (Fund 0124)	15.060	6759	3,168,097.00	176.27	3,167,920.73	---
STATEWIDE M&R YR2 (Fund 0124)	15.065	6760	4,396,490.00	1,872,327.99	2,524,162.01	---

STATE OF MISSOURI
SUMMARY OF APPROPRIATION ACTIVITY
GENERAL FUND - GENERAL REVENUE FUNDS
FOR THE APPROPRIATION YEAR 2006

	H.B. No.	Appr. No.	Appropriations	Expenditures and Transfers Out	Biennial Rollovers to 2007	Lapse of Appropriations
<u>Commissioner's Office</u>						
COMMISSIONER'S OFFICE PS	05.005	0123	1,111,819.00	1,027,118.20	---	84,700.80
COMMISSIONER'S OFFICE E&E	05.005	2139	196,085.00	161,659.16	---	34,425.84
REGIONAL PLANNING COMM	05.410	9184	200,000.00	185,098.84	---	14,901.16
CLARENCE CANNON PAYMENT (Fund 0174)	05.390	3153	550,000.00	511,232.74	---	38,767.26
<u>Division of Accounting</u>						
REFUND TAXES W/H IN ERROR	05.535	0037	36,000.00	1,908.12	---	34,091.88
ACCOUNTING PS	05.010	0154	1,985,166.00	1,896,835.73	---	88,330.27
ACCOUNTING E&E	05.010	0157	262,593.00	239,846.36	---	22,746.64
AUDIT RECOVERY DISTRIBUTN	05.300	2007	450,000.00	197,622.47	---	252,377.53
UNEMPLOYMENT BENEFITS	05.510	2238	2,656,990.00	2,654,908.07	---	2,081.93
NEW JOBS TRAINING CERTIF	05.275	2832	1.00	---	---	1.00
CASH MGMT IMPROVEMENT ACT	05.295	2833	2,173,951.00	2,137,117.00	---	36,834.00
HR CONTINGENCY	05.550	3062	40,001.00	---	---	40,001.00
COSTS IN CRIMINAL CASES	05.405	3444	37,960,616.00	37,960,614.08	---	1.92
PUBLIC TELEVISION GRANTS	05.425	4173	95,000.00	92,150.00	---	2,850.00
BPB ANNUAL FEES/EXPENSES	05.235	5275	30,654.00	28,770.92	---	1,883.08
L/P DEBT PAYMENTS	05.240	5281	8,341,042.00	7,773,279.66	---	567,762.34
MU BASKETBALL ARENA	05.260	5732	2,873,060.00	2,873,060.00	---	---
ST LOUIS OLD POST OFFICE	05.242	5904	559,258.00	542,480.00	---	16,778.00
BPB PROCEEDS BOND DEBT	05.230	6654	1.00	---	---	1.00
MOHEFA/SMS AG BLDG	05.265	6682	1.00	---	---	1.00
DEBT MANAGEMENT	05.270	6933	200,000.00	14,842.95	---	185,157.05
BPB DEBT SERVICE	05.225	8002	24,743,794.00	24,743,793.76	---	0.24
JUVENILE PERSONNEL	05.395	9182	7,579,900.00	7,579,900.00	---	---
PROSECUTIONS/CAP CASE	05.400	9183	20,000.00	6,475.00	---	13,525.00
CAFETERIA PLAN	05.545	9301	1.00	---	---	1.00
BARTLE HALL	05.280	9352	2,000,000.00	2,000,000.00	---	---
EDWARD JONES	05.290	9353	12,000,000.00	12,000,000.00	---	---
JACKSON CO	05.285	9382	3,000,000.00	3,000,000.00	---	---
TEACHER RETIREMENT CONTR	05.485	9851	2,400,000.00	2,029,985.48	---	370,014.52
UNEMPLOYMENT BENEFITS (Fund 0164)	05.510	2307	5,000.00	2,361.46	---	2,638.54
<u>Division of Budget and Planning</u>						
BUDGET & PLANNING E&E	05.015	2140	94,564.00	94,342.61	---	221.39
MAXIMIZE REVENUES	05.025	2615	19,869.00	19,869.00	---	---
TAX EXPENDITURE BUDGET	05.020	2815	15,495.00	15,000.00	---	495.00
BUDGET & PLANNING PS	05.015	3434	1,512,199.00	1,449,070.64	---	63,128.36

Division of Information Services

INFORMATION TECH SRV PS	05.030	0164	2,567,012.00	2,412,740.67	---	154,271.33
INFO TECH SRV DIV E&E	05.030	0168	3,961,649.00	3,947,242.12	---	14,406.88

Division of Facilities Management,**Design and Construction**

DESIGN & CONSTRUCTION PS	05.045	0171	630,409.00	610,495.13	---	19,913.87
DESIGN & CONSTRUCTION E&E	05.045	0174	144,016.00	139,696.00	---	4,320.00

Division of General Services

WORKERS' COMP & SIF TAX	05.565	3437	1,915,000.00	1,316,235.35	---	598,764.65
DIV OF GENERAL SERVS PS	05.160	4537	912,876.00	868,014.24	---	44,861.76
DIV OF GENERAL SERVS E&E	05.160	4539	127,956.00	126,053.95	---	1,902.05
WORKERS' COMPENSATION	05.555	4541	21,403,554.00	21,148,127.66	---	255,426.34
STATE PROP PRESERVE PMTS (Fund 0128)	05.170	6747	1.00	---	---	1.00
LEGAL EXPENSE FUND (Fund 0692)	05.575	5605	10,507,435.00	10,372,671.24	---	134,763.76

Division of Personnel

DIV PERSONNEL PS	05.060	0187	2,333,465.00	2,257,758.34	---	75,706.66
DIV PERSONNEL E&E	05.060	0189	203,274.00	197,350.78	---	5,923.22

Division of Purchasing and Materials**Management**

PURCHASING/MATRL MGMT PS	05.070	0190	1,404,021.00	1,300,567.63	---	103,453.37
PURCHASING/MATRL MGMT E&E	05.070	0193	155,394.00	93,160.16	---	62,233.84

Administrative Hearing Commission

ADMIN HEARING COMM PS	05.185	7635	736,584.00	680,711.37	---	55,872.63
ADMIN HEARING COMM E&E	05.185	7636	99,693.00	57,885.44	---	41,807.56

Office of Child Advocate

OFFICE CHILD ADVOCATE PS	05.190	6321	133,359.00	133,357.64	---	1.36
OFFICE CHILD ADVOCATE E&E	05.190	6322	34,666.00	5,488.38	---	29,177.62

Governor's Council on Disability

GOV CNSL ON DISABILITY PS	05.210	6880	159,241.00	148,151.95	---	11,089.05
GOV CNSL ON DISABILITY EE	05.210	6881	37,421.00	36,297.01	---	1,123.99

Missouri Ethics Commission

MO ETHICS COMM E&E	05.220	0127	335,298.00	213,432.28	---	121,865.72
MO ETHICS COMM PS	05.220	0827	811,786.00	808,565.52	---	3,220.48
ETHICS COMMISSION	13.040	3271	60,683.00	59,787.00	---	896.00

Board of Fund Commissioners

ESCROW & RELATED EXPENSES	01.010	1323	20,002.00	11,154.15	---	8,847.85
---------------------------	--------	------	-----------	-----------	-----	----------

**STATE OF MISSOURI
SUMMARY OF APPROPRIATION ACTIVITY
GENERAL FUND - GENERAL REVENUE FUNDS
FOR THE APPROPRIATION YEAR 2006**

	H.B. No.	Appr. No.	Appropriations	Expenditures and Transfers Out	Biennial Rollovers to 2007	Lapse of Appropriations
<u>DEPARTMENT OF AGRICULTURE</u>						
AGRICULTURE LEASING	13.045	1473	279,385.00	269,184.18	---	10,200.82
MOTOR FUEL & UTIL E&E	14.065	2828	29,415.00	29,415.00	---	---
OVERTIME	06.015	7407	24,266.00	---	---	24,266.00
MDA IT CONSOLIDATION PS	06.010	7532	281,320.00	272,877.99	---	8,442.01
MDA IT CONSOLIDATION E&E	06.010	7533	242,544.00	235,262.85	---	7,281.15
M&R FMRF (Fund 0124)	18.010	0698	2,754,679.00	643,064.00	2,111,615.00	---
OPERATIONAL M&R (Fund 0124)	06.030	3393	94,689.00	94,689.00	---	---
STATEWIDE M&R YR1 (Fund 0124)	15.060	6759	17,580.00	17,579.50	0.50	---
STATEWIDE M&R YR2 (Fund 0124)	15.065	6760	128,348.00	128,346.56	1.44	---
<u>Office of Director</u>						
DIRECTOR'S OFFICE PS	06.005	0233	586,735.00	574,040.96	---	12,694.04
DIRECTOR'S OFFICE E&E	06.005	0235	139,890.00	127,861.54	---	12,028.46
REFUND ACCOUNT	06.005	1887	3,640.00	2,928.96	---	711.04
<u>Division of Animal Health</u>						
ANIMAL HEALTH ADMIN PS	06.085	0244	1,559,004.00	1,511,066.92	---	47,937.08
ANIMAL HEALTH ADMIN E&E	06.085	0247	321,778.00	321,778.00	---	---
INDEMNITIES	06.095	4388	750.00	750.00	---	---
EARTAGS	06.090	6480	1,000.00	---	---	1,000.00
<u>Division of Grain Inspection and Warehousing</u>						
GRAIN REGULATORY SVS PS	06.100	0251	612,929.00	594,145.59	---	18,783.41
GRAIN REGULATORY SVS E&E	06.100	0253	85,641.00	85,641.00	---	---
<u>Division of Plant Industries</u>						
PLANT INDUSTRIES PRGM PS	06.110	0254	1,317,017.00	1,305,975.95	---	11,041.05
GYPSY MOTH CNTRL PRGM PS	06.115	1823	4,576.00	4,438.52	---	137.48
PLANT INDUSTRIES PRGM E&E	06.110	7360	251,051.00	251,051.00	---	---
<u>Division of Weights and Measures</u>						
WEIGHTS & MEASURES PS	06.125	0260	894,773.00	866,879.12	---	27,893.88
WEIGHTS & MEASURES E&E	06.125	7361	281,180.00	281,180.00	---	---
<u>State Milk Board</u>						
STATE MILK BOARD PS	06.150	5289	98,603.00	80,989.70	---	17,613.30
STATE MILK BOARD E&E	06.150	5290	19,597.00	14,909.97	---	4,687.03

Agric Business Development Division

AGRI MISSOURI PROGRAM PS	06.040	2826	33,603.00	32,590.12	---	1,012.88
AGRI BUSINESS DEV PS	06.035	5277	473,017.00	454,732.96	---	18,284.04
AGRI BUSINESS DEV E&E	06.035	5278	232,369.00	219,211.60	---	13,157.40
AGRI MISSOURI PROGRAM E&E	06.040	8828	164,585.00	159,647.00	---	4,938.00

Missouri State Fair

STATE FAIR ADMIN PS	06.130	0269	497,469.00	482,532.05	---	14,936.95
---------------------	--------	------	------------	------------	-----	-----------

Market Information and Outreach

MARKET INFO/OUTREACH PS	06.035	6051	354,183.00	339,678.03	---	14,504.97
MARKET INFO/OUTREACH E&E	06.035	6052	39,566.00	38,379.00	---	1,187.00

DEPARTMENT OF ECONOMIC DEVELOPMENT

DED LEASING	13.055	1978	81,329.00	74,812.56	---	6,516.44
DED IT CONSOLIDATION PS	07.010	7578	689,177.00	668,131.91	---	21,045.09
DED IT CONSOLIDATION E&E	07.010	7579	76,415.00	57,108.03	---	19,306.97
M&R FMRF (Fund 0124)	18.010	0698	307,646.00	78,421.58	229,224.42	---
STATEWIDE M&R YR2 (Fund 0124)	15.065	6760	47,123.00	42,310.22	4,812.78	---

Administrative Services

ADMINISTRATIVE SVS E&E	07.005	2173	164,409.00	159,069.51	---	5,339.49
ADMINISTRATIVE SVS PS	07.005	3612	589,120.00	548,160.93	---	40,959.07

Economic Development Agencies

DENTAL HYGIENIST	07.030	0892	250,000.00	242,500.00	---	7,500.00
WORKFORCE AUTISM	07.097	0932	200,000.00	184,306.44	---	15,693.56
COMMUNITY DEV PRGM E&E	07.050	2181	200,178.00	198,998.06	---	1,179.94
MO ARTS COUNCIL E&E	07.080	2185	500,000.00	485,000.00	---	15,000.00
COMMUNITY DEV PRGM PS	07.050	3638	635,391.00	616,364.09	---	19,026.91
MO COMMUNITY SVS COMM PS	07.050	3641	37,179.00	26,808.00	---	10,371.00
DELTA REGIONAL AUTHORITY	14.095	5933	80,000.00	80,000.00	---	---
BUSINESS PS	07.020	6247	1,100,989.00	1,074,493.07	---	26,495.93
BUSINESS E&E	07.020	6248	1,485,731.00	1,483,055.59	---	2,675.41
JOB TRAINING	07.100	6325	1,980,563.00	1,921,146.00	---	59,417.00
JOB TRAINING (Fund 0169)	07.100	6234	370,183.00	370,183.00	---	---
WORKFORCE DEVELOPMENT PS (Fund 0169)	07.095	6235	178,812.00	178,776.16	---	35.84
WORKFORCE DEVELOPMENT E&E (Fund 0169)	07.095	6236	18,955.00	18,955.00	---	---
KIRKSVILLE INNOVATION CNT (Fund 0172)	07.020	0804	150,000.00	---	---	150,000.00
COLUMBIA INNOVATION CNT (Fund 0172)	07.020	0928	201,000.00	191,778.92	---	9,221.08
MO MANF EXT PARTNERSHIP (Fund 0172)	07.020	3626	1,427,089.00	1,361,615.24	---	65,473.76
BUSINESS PS (Fund 0172)	07.020	6254	51,878.00	24,555.46	---	27,322.54

**STATE OF MISSOURI
SUMMARY OF APPROPRIATION ACTIVITY
GENERAL FUND - GENERAL REVENUE FUNDS
FOR THE APPROPRIATION YEAR 2006**

	H.B. No.	Appr. No.	Appropriations	Expenditures and Transfers Out	Biennial Rollovers to 2007	Lapse of Appropriations
ROLLA INNOVATION CENTER (Fund 0172)	07.020	7070	240,075.00	229,061.31	---	11,013.69
SE MO INNOVATION CENTER (Fund 0172)	07.020	7071	240,075.00	229,061.31	---	11,013.69
ST. LOUIS INNOVATION CNT (Fund 0172)	07.020	7072	300,000.00	286,237.19	---	13,762.81
MO TECH CORP/RESEARCH (Fund 0172)	07.020	7075	10,000.00	10,000.00	---	---
MO HUMANITIES COUNCIL (Fund 0177)	07.080	7276	45,000.00	45,000.00	---	---
<u>Regulatory Agencies</u>						
OFC OF PUBLIC COUNSEL PS	07.175	1031	540,030.00	501,300.26	---	38,729.74
OFC OF PUBLIC COUNSEL E&E	07.175	2202	189,930.00	182,612.97	---	7,317.03
<u>DEPARTMENT OF ELEMENTARY AND SECONDARY EDUCATION</u>						
DESE IT CONSOLIDATION PS	02.015	0011	546,142.00	529,758.00	---	16,384.00
DESE IT CONSOLIDATION E&E	02.015	0022	174,045.00	168,824.00	---	5,221.00
DESE LEASING	13.005	1033	324,245.00	324,245.00	---	---
AFTER SCHOOL PROGRAMMING	02.235	2541	75,000.00	72,750.00	---	2,250.00
M&R FMRF (Fund 0124)	18.010	0698	5,022,393.00	75,435.00	4,946,958.00	---
STATE SCHOOLS OPMR (Fund 0124)	02.265	3384	57,950.00	57,848.22	---	101.78
STATEWIDE M&R YR2 (Fund 0124)	15.065	6760	980,013.00	773,117.05	206,895.95	---
<u>Administration</u>						
COUNTY FOREIGN INSUR TAX	02.050	0106	83,559,448.00	83,559,137.74	---	310.26
SCHOOL FOOD SERVICES	02.035	0495	3,487,799.00	3,487,799.00	---	---
DIV OF GENERAL ADMIN PS	02.005	0537	2,154,604.00	2,089,966.00	---	64,638.00
DIV OF GENERAL ADMIN E&E	02.005	2294	49,568.00	48,081.00	---	1,487.00
BOARD OPERATED E&E	02.025	2298	15,969,030.00	15,969,030.00	---	---
<u>Division of School Improvement</u>						
A+ SCHOOLS PROGRAM	02.110	0108	1,685,853.00	1,685,853.00	---	---
PERFORM BASED ASSESSMENT	02.115	2536	378,355.00	367,003.31	---	11,351.69
SAFE SCHOOLS PROGRAM	02.135	2538	3,122,368.00	2,991,517.00	---	130,851.00
SCHOOL IMPROVEMENT PS	02.065	4955	1,377,556.00	1,335,329.00	---	42,227.00
SCHOOL IMPROVEMENT E&E	02.065	4956	129,613.00	126,625.00	---	2,988.00
SCHOLARS ACADEMY	02.095	7646	618,460.00	599,878.09	---	18,581.91
EARLY CHILDHOOD PROGRAM	02.100	8339	73,200.00	71,004.00	---	2,196.00

Division of Career Education

CAREER EDUCATION PS	02.065	4967	1,146,271.00	1,146,271.00	---	---
CAREER EDUCATION E&E	02.065	4968	209,431.00	209,431.00	---	---
ADULT ED & LITERACY	02.230	9427	4,546,657.00	4,410,257.00	---	136,400.00

Division of Special Education

BOARD OPERATED PS	02.025	0015	26,958,962.00	26,958,961.73	---	0.27
SHELTERED WORKSHOPS	02.270	0498	18,598,625.00	18,598,625.00	---	---
BLIND LITERACY TASK FORCE	02.280	1861	95,000.00	92,150.00	---	2,850.00
COMM FOR THE DEAF E&E	02.300	2322	49,626.00	46,217.77	---	3,408.23
DFS/DMH SCHOOL PLACEMENTS	02.260	2542	2,330,731.00	1,229,578.21	---	1,101,152.79
FIRST STEPS	02.255	4112	13,050,703.00	12,659,180.76	---	391,522.24
SPECIAL EDUCATION PS	02.065	4973	198,900.00	192,933.00	---	5,967.00
SPECIAL EDUCATION E&E	02.065	4974	29,841.00	28,946.00	---	895.00
OVERTIME	02.010	7531	59,290.00	27,129.32	---	32,160.68
COMM FOR THE DEAF PS	02.300	9919	208,726.00	202,395.45	---	6,330.55

Division of Teach Quality and Urban

COURT ORDERED PAYMENTS	02.020	0944	13,000,000.00	13,000,000.00	---	---
EARLY GRADE LITERACY PRGM	02.030	2535	105,000.00	101,850.00	---	3,150.00
SCHOLARSHIPS	02.145	2537	249,000.00	227,004.33	---	21,995.67
TEACHER QUALITY/URBAN PS	02.065	4979	969,689.00	939,689.00	---	30,000.00
TEACHER QUALITY/URBAN E&E	02.065	4980	91,921.00	90,072.00	---	1,849.00

Division of Vocational Rehabilitation

VOCATIONAL REHAB GRANT	02.200	0506	11,087,307.00	11,087,306.68	---	0.32
INDEPENDENT LIVING CNTRS	02.210	8908	2,156,486.00	2,091,791.00	---	64,695.00

DEPARTMENT OF HIGHER EDUCATION

DHE IT CONSOLIDATION PS	03.010	0103	154,884.00	130,705.41	---	24,178.59
DHE IT CONSOLIDATION E&E	03.010	0128	14,004.00	10,293.24	---	3,710.76
HIGHER EDUCATION LEASING	13.010	6087	68,912.00	68,912.00	---	---

Higher Education Administration

COORDINATION ADMIN PS	03.005	0438	378,835.00	350,397.61	---	28,437.39
MIDWEST HIGHER ED. COMM	03.020	0459	90,000.00	90,000.00	---	---
STATE AID COMM COLLEGES	03.140	0591	87,409,147.00	84,786,873.00	---	2,622,274.00
OUT-OF-DISTRICT INSTRUCT	03.140	0802	1,175,986.00	1,140,706.00	---	35,280.00
COMM COLLEGE DEV CENTERS	03.140	0924	246,613.00	239,215.00	---	7,398.00
COORDINATION ADMIN E&E	03.005	2167	72,296.00	51,400.33	---	20,895.67
GRANT & SCHLSHP ADMIN E&E	03.005	2168	54,022.00	39,817.51	---	14,204.49
STATE ANATOMICAL BOARD	03.025	2288	3,069.00	2,437.44	---	631.56
REGIONAL TECH ED CENTERS	03.140	2678	20,448,307.00	19,834,858.00	---	613,449.00
GRANT & SCHLSHP ADMIN PS	03.005	3857	65,394.00	62,143.13	---	3,250.87

**STATE OF MISSOURI
SUMMARY OF APPROPRIATION ACTIVITY
GENERAL FUND - GENERAL REVENUE FUNDS
FOR THE APPROPRIATION YEAR 2006**

	H.B. No.	Appr. No.	Appropriations	Expenditures and Transfers Out	Biennial Rollovers to 2007	Lapse of Appropriations
VIETNAM SURVIVOR SCHLSHIP	03.085	3860	50,000.00	43,234.00	---	6,766.00
WORKFORCE UNDEREMPLOYED	03.140	3862	1,644,085.00	1,594,762.00	---	49,323.00
WORKFORCE PREPARATION	03.140	4469	14,961,443.00	14,512,600.00	---	448,843.00
PROPRIETARY SCH ADMIN PS	03.005	6293	100,493.00	95,573.22	---	4,919.78
PROPRIETARY SCH ADMIN E&E	03.005	6294	24,093.00	22,762.85	---	1,330.15
PUBLIC SERVICE GRANT PRGM	03.080	8349	60,710.00	47,045.00	---	13,665.00
<u>State Colleges and Universities</u>						
MO KIDNEY PROGRAM	03.240	0632	4,016,774.00	3,896,271.00	---	120,503.00
STATE HISTORICAL SOCIETY	03.245	0643	830,341.00	805,431.00	---	24,910.00
INSTITUTE OF MENTAL HLTH	03.235	0644	1,839,880.00	1,784,683.00	---	55,197.00
SOUTHWEST MO STATE UNIV	03.165	0645	72,620,562.00	70,441,945.00	---	2,178,617.00
CENTRAL MO STATE UNIV	03.155	0649	48,841,763.00	47,376,510.00	---	1,465,253.00
SOUTHEAST MO STATE UNIV	03.160	0650	39,772,113.00	38,578,950.00	---	1,193,163.00
TRUMAN STATE UNIVERSITY	03.175	0652	36,992,045.00	35,882,284.00	---	1,109,761.00
NORTHWEST MO STATE UNIV	03.180	0656	27,266,631.00	26,448,632.00	---	817,999.00
MO SOUTHERN UNIV-JOPLIN	03.185	0659	19,139,314.00	18,565,135.00	---	574,179.00
MISSOURI WESTERN COLLEGE	03.190	0660	18,798,078.00	18,234,136.00	---	563,942.00
LINCOLN UNIVERSITY	03.170	0661	15,201,387.00	14,745,345.00	---	456,042.00
UNIV OF MO KANSAS CITY	03.203	0900	1,000,000.00	970,000.00	---	30,000.00
PLAN DES OF REN FINE ARTS	15.025	0946	761,550.00	---	761,550.00	---
DES CONST VIS PERF ARTS	15.030	0952	825,518.00	825,518.00	---	---
UNIV OF MO MORENET	03.215	1038	10,153,081.00	9,848,489.00	---	304,592.00
UNIV OF MISSOURI CAMPUSES	03.200	2304	363,949,765.00	353,031,272.00	---	10,918,493.00
HOSPITAL AND CLINICS	03.220	2305	13,135,457.00	12,741,393.00	---	394,064.00
MO REHABILITATION CENTER	03.225	2691	10,116,691.00	9,813,190.00	---	303,501.00
LINN STATE TECH COLLEGE	03.150	2733	4,119,636.00	3,996,047.00	---	123,589.00
HARRIS STOWE STATE COLL	03.195	3426	8,901,978.00	8,634,919.00	---	267,059.00
<u>DEPARTMENT OF HEALTH AND SENIOR SERVICES</u>						
DHSS IT CONSOLIDATION PS	10.605	0137	1,263,516.00	1,250,320.52	---	13,195.48
DHSS IT CONSOLIDATION E&E	10.605	0138	916,991.00	908,637.63	---	8,353.37
IN HOME SVS PGRM MEDICAID	14.180	2028	930,555.00	---	---	930,555.00
HEALTH LEASING	13.100	4181	1,972,634.00	1,972,634.00	---	---
OVERTIME	10.630	7308	98,463.00	---	---	98,463.00
REFUNDS	10.635	7328	17,072.00	16,826.44	---	245.56
STATEWIDE M&R YR2 (Fund 0124)	15.065	6760	2,470,892.00	---	2,470,892.00	---

Office of the Director

DIRECTOR'S OFFICE E&E	10.600	3914	85,841.00	84,802.82	---	1,038.18
DIRECTOR'S OFFICE PS	10.600	8443	1,374,360.00	1,374,290.51	---	69.49

State Public Health Lab

PUBLIC HEALTH LAB PS	10.610	0219	1,684,955.00	1,684,955.00	---	---
PUBLIC HEALTH LAB E&E	10.610	0220	1,113,041.00	1,112,479.51	---	561.49

Center for Health Information Management and Evaluation

CTR FOR HLT INFO&EVAL PS	10.645	3917	826,462.00	819,791.90	---	6,670.10
CTR FOR HLT INFO&EVAL E&E	10.645	3918	73.00	40.08	---	32.92

Center for Local Public Health Services

LOCAL PUBLIC HLT SVS PS	10.650	0142	275,742.00	262,340.08	---	13,401.92
LOCAL PUBLIC HLT SVS E&E	10.650	0161	21,065.00	20,932.40	---	132.60
CORE PUBLIC HLT FUNCTIONS	10.655	3944	9,027,772.00	8,748,651.41	---	279,120.59

Office of Minority Health

OFC OF MINORITY HLTH PS	10.660	7144	227,467.00	187,016.62	---	40,450.38
OFC OF MINORITY HLTH E&E	10.660	7145	515,781.00	460,682.79	---	55,098.21
MINORITY HLTH & AGING PRG	10.660	7148	165,707.00	115,843.74	---	49,863.26

Administration

ADMIN SHARED EXPENSES E&E	10.615	6805	102,535.00	87,326.40	---	15,208.60
DIVISION OF ADMIN PS	10.615	7693	503,981.00	503,893.09	---	87.91
DIVISION OF ADMIN E&E	10.615	7694	240,409.00	240,409.00	---	---

Missouri Health Facilities Review

MHFRC PS	10.740	4176	138,922.00	134,142.00	---	4,780.00
MHFRC E&E	10.740	4177	11,442.00	10,513.43	---	928.57

Environmental Health and Communicable Disease Prevention

MEDICATIONS	10.675	1492	2,120,896.00	2,120,896.00	---	---
ENV HLT COM DIS PROG	10.675	6812	959,062.00	959,062.00	---	---
ENVIRONMENTAL HLT SVC PS	10.670	7700	2,452,394.00	2,377,764.98	---	74,629.02
ENVIRONMENTAL HLT SVC E&E	10.670	7701	503,880.00	503,798.55	---	81.45

Community and Public Health

HEAD INJURY SERVICES	10.685	0262	595,698.00	577,827.00	---	17,871.00
ALTERNATIVES TO ABORTION	10.700	4576	732,224.00	601,049.93	---	131,174.07
DIV COMM HLTH SVS PS	10.680	6816	2,290,580.00	2,290,331.17	---	248.83
DIV COMM HLTH SVS E&E	10.680	6817	236,665.00	199,395.25	---	37,269.75
COM HLTH SVC PROGRAM	10.685	6826	739,354.00	739,353.63	---	0.37
GENETICS PROGRAM	10.685	7731	1,069,257.00	1,060,041.50	---	9,215.50
CHILD W/SPECIAL NEEDS	10.685	9419	1,051,272.00	1,019,720.81	---	31,551.19

**STATE OF MISSOURI
SUMMARY OF APPROPRIATION ACTIVITY
GENERAL FUND - GENERAL REVENUE FUNDS
FOR THE APPROPRIATION YEAR 2006**

	H.B. No.	Appr. No.	Appropriations	Expenditures and Transfers Out	Biennial Rollovers to 2007	Lapse of Appropriations
<u>Division of Senior Service and Regulation</u>						
IN HOME SERVICE PRGM	10.720	0662	136,927,086.00	136,819,628.65	---	107,457.35
NON-MEDICAID PAS E&E	10.715	0934	2,300,000.00	1,543,669.20	---	756,330.80
HOME & COMMNTY SVS MEALS	10.725	1084	600,000.00	600,000.00	---	---
HOME & COMMUNITY SVS PRGM	10.715	3383	14,678,146.00	9,490,410.58	---	5,187,735.42
HOME & COMMNTY SVS GRANTS	10.725	4519	9,488,614.00	9,232,359.78	---	256,254.22
AAA GRANTS	10.730	4522	1,866,115.00	1,826,090.00	---	40,025.00
SN SVC & REGULATION-PS	10.705	6829	15,111,346.00	14,208,274.46	---	903,071.54
SN SVC & REGULATION-EE	10.705	6830	1,876,129.00	1,660,333.10	---	215,795.90
<u>DEPARTMENT OF TRANSPORTATION</u>						
FRINGES MULTIMODAL PS	04.245	0100	84,053.00	84,028.28	---	24.72
ELDRLY&DISAB TRAN ASSTIST	04.275	2765	2,793,805.00	2,793,805.00	---	---
STATE MATCH FOR AMTRAK	04.310	4265	4,500,000.00	4,500,000.00	---	---
SUPPORT TO MULTIMODAL DIV	04.250	4629	38,130.00	36,986.00	---	1,144.00
MULTIMODAL OPS ADMIN PS	04.245	8899	288,105.00	277,484.35	---	10,620.65
MULTIMODAL OPS ADMIN E&E	04.245	8900	21,390.00	18,926.78	---	2,463.22
<u>DEPARTMENT OF LABOR AND INDUSTRIAL RELATIONS</u>						
DOLIR IT CONSOLIDATION EE	07.805	0192	10,933.00	10,899.86	---	33.14
DOLIR-KC JOB SERVICE	19.035	0751	11,180,580.00	---	11,180,580.00	---
DOLIR LEASING	13.065	3229	6,849.00	5,841.72	---	1,007.28
STATEWIDE M&R YR1 (Fund 0124)	15.060	6759	7,300.00	7,300.00	---	---
STATEWIDE M&R YR2 (Fund 0124)	15.065	6760	2,150,000.00	412,604.03	1,737,395.97	---
<u>Director and Staff</u>						
LIFE INSURANCE COSTS	07.800	2670	160.00	157.30	---	2.70
<u>Division of Labor Standards</u>						
ON-SITE CONSULTATIONS/LS	07.825	0596	68,076.00	66,034.00	---	2,042.00
MINE SAFETY TRNG PRGM	07.830	0597	61,218.00	59,381.00	---	1,837.00
ADMINISTRATION/LS PS	07.820	0683	763,275.00	713,419.22	---	49,855.78
ADMINISTRATION/LS E&E	07.820	0685	80,678.00	62,414.70	---	18,263.30
<u>State Board of Mediation</u>						
BOARD OF MEDIATION PS	07.835	0598	44,715.00	42,838.05	---	1,876.95
BOARD OF MEDIATION E&E	07.835	2324	14,275.00	9,706.51	---	4,568.49

Commission on Human Rights

COMM ON HUMAN RIGHTS PS	07.900	5995	712,866.00	706,601.30	---	6,264.70
COMM ON HUMAN RIGHTS E&E	07.900	5997	49,775.00	49,629.14	---	145.86

Labor and Industrial Relations Commission

INDUSTRIAL COMMISSION PS	07.815	3092	5,720.00	5,308.08	---	411.92
INDUSTRIAL COMMISSION E&E	07.815	3093	995.00	446.50	---	548.50

DEPARTMENT OF MENTAL HEALTH

DMH IT CONSOLIDATION PS	10.010	0212	5,790,264.00	5,696,333.15	---	93,930.85
DMH IT CONSOLIDATION E&E	10.010	0213	1,690,596.00	1,648,715.56	---	41,880.44
MENTAL HEALTH LEASING	13.095	0655	1,631,418.00	1,631,402.00	---	16.00
BHC CLIENT TRANSITION PS	14.170	2528	3,722,368.00	3,722,292.76	---	75.24
BHC CLIENT TRANSITION E&E	14.170	2529	95,919.00	95,918.94	---	0.06
BHC CLIENT TRANSITION	14.170	2532	1,856,378.00	1,856,378.00	---	---
REFUNDS	10.025	5519	49,217.00	49,217.00	---	---
ALBANY RC OVERTIME	10.225	7205	90.00	---	---	90.00
CENTRAL MO RC OVERTIME	10.230	7207	100.00	---	---	100.00
HANNIBAL RC OVERTIME	10.235	7209	100.00	---	---	100.00
JOPLIN RC OVERTIME	10.240	7211	105.00	---	---	105.00
KANSAS CITY RC OVERTIME	10.245	7213	366.00	---	---	366.00
KIRKSVILLE RC OVERTIME	10.250	7215	136.00	---	---	136.00
POPLAR BLUFF RC OVERTIME	10.255	7217	777.00	---	---	777.00
ROLLA RC OVERTIME	10.260	7219	100.00	---	---	100.00
SPRINGFIELD RC OVERTIME	10.270	7223	381.00	---	---	381.00
M&R FMRF (Fund 0124)	18.010	0698	27,346,606.00	1,130,935.61	26,215,670.39	---
OPERATIONAL M&R (Fund 0124)	10.040	3405	1,197,230.00	1,197,130.49	---	99.51
STATEWIDE M&R YR1 (Fund 0124)	15.060	6759	724,824.00	161,138.45	563,685.55	---
STATEWIDE M&R YR2 (Fund 0124)	15.065	6760	7,183,157.00	3,164,296.61	4,018,860.39	---

Office of Director

DIRECTOR'S OFFICE PS	10.005	0669	784,682.00	748,823.87	---	35,858.13
DIRECTOR'S OFFICE E&E	10.005	2043	78,603.00	74,433.43	---	4,169.57
OFFICE INFO SYSTEMS E&E	10.020	2048	597,865.00	597,865.00	---	---
OPERATIONAL SUPPORT PS	10.015	5307	3,902,377.00	3,844,503.73	---	57,873.27
OPERATIONAL SUPPORT E&E	10.015	5310	1,069,642.00	1,069,642.00	---	---

Division of Alcohol and Drug Abuse

ADA TREATMENT SVS E&E	10.080	2050	2,403,805.00	2,403,805.00	---	---
ADA ADMIN PS	10.070	2149	937,213.00	937,213.00	---	---
ADA ADMIN E&E	10.070	2150	38,735.00	38,735.00	---	---
PREVENTION & EDU SVS PS	10.075	2649	9,033.00	9,032.88	---	0.12
ADA TREATMENT SERVICES	10.080	4147	22,070,775.00	21,641,244.00	---	429,531.00
ADA TREATMENT SVS PS	10.080	4148	1,261,914.00	1,261,914.00	---	---
COMMUNITY 2000	10.075	4649	22,498.00	22,498.00	---	---

**STATE OF MISSOURI
SUMMARY OF APPROPRIATION ACTIVITY
GENERAL FUND - GENERAL REVENUE FUNDS
FOR THE APPROPRIATION YEAR 2006**

	H.B. No.	Appr. No.	Appropriations	Expenditures and Transfers Out	Biennial Rollovers to 2007	Lapse of Appropriations
<u>Division of Comprehensive Psychiatric Services</u>						
HOMELESS MENTALLY ILL	10.110	0321	425,696.00	414,184.00	---	11,512.00
MEDICATION COST INCREASES	10.135	0373	9,080,488.00	9,080,488.00	---	---
MID MO MHC YOUTH SVS PS	10.180	0677	1,408,232.00	1,408,231.81	---	0.19
PRN NURSING POOL PS	10.097	0994	3,998,814.00	3,874,318.83	---	124,495.17
PRN NURSING POOL E&E	10.097	0995	637,141.00	103,207.70	---	533,933.30
ADULT COMMUNITY PRGM PS	10.100	1479	106,583.00	106,582.79	---	0.21
YOUTH COMMUNITY PRGM PS	10.120	1481	261,696.00	223,952.97	---	37,743.03
CPS ADMIN PS	10.095	1844	815,430.00	775,816.00	---	39,614.00
CPS ADMIN E&E	10.095	1845	171,525.00	166,887.00	---	4,638.00
CIVIL COMM LEGAL FEES	10.105	1864	850,000.00	732,625.38	---	117,374.62
OA CIVIL COMM LEGAL FEES	10.105	1865	132,550.00	123,040.00	---	9,510.00
FORENSIC SUPPORT SVS PS	10.115	1866	653,707.00	627,971.95	---	25,735.05
FORENSIC SUPPORT SVS E&E	10.115	1867	81,622.00	69,862.21	---	11,759.79
CPS FUEL & UTILITIES	10.130	1899	5,796,337.00	5,658,973.73	---	137,363.27
ADULT COMMUNITY PRGM E&E	10.100	2052	392,842.00	382,219.00	---	10,623.00
ADULT COMMUNITY PROGRAM	10.100	2053	71,539,929.00	70,547,944.00	---	991,985.00
YOUTH COMMUNITY PRGM E&E	10.120	2056	89,265.00	86,851.00	---	2,414.00
YOUTH COMMUNITY PROGRAM	10.120	2057	19,890,602.00	18,911,858.00	---	978,744.00
FULTON STATE HOSPITAL E&E	10.145	2061	5,718,911.00	5,718,911.00	---	---
NW MO PSY REHAB CTR E&E	10.150	2063	1,606,138.00	1,606,138.00	---	---
STL PSY REHAB CTR E&E	10.155	2064	2,581,023.00	2,581,023.00	---	---
SW MO PSY REHAB CTR E&E	10.160	2065	663,464.00	663,359.00	---	105.00
COTTONWOOD TRMT CTR E&E	10.170	2066	316,164.00	294,300.00	---	21,864.00
HAWTHORN PSY HOSPTL E&E	10.165	2067	1,186,065.00	1,186,065.00	---	---
METRO STL PSY CTR E&E	10.175	2068	3,210,827.00	3,138,427.00	---	72,400.00
MID MO MHC YOUTH SVS E&E	10.180	2069	403,220.00	403,220.00	---	---
MID MISSOURI MHC E&E	10.180	2077	1,461,576.00	1,460,846.00	---	730.00
SOUTHEAST MO MHC E&E	10.185	2083	1,790,614.00	1,788,433.23	---	2,180.77
WEST MO MHC YOUTH SVS E&E	10.195	2088	114,487.00	114,487.00	---	---
WESTERN MO MHC E&E	10.195	2090	2,258,201.00	2,258,201.00	---	---
LOSS OF BENEFITS (NGRI)	10.140	2454	835,346.00	835,078.58	---	267.42
SEXUAL OFFEND TRTM PS	10.200	3059	6,493,106.00	6,313,465.06	---	179,640.94
SEXUAL OFFEND TRTM EE	10.200	3060	1,514,861.00	1,514,861.00	---	---
WEST MO MHC YOUTH SVS PS	10.195	3909	841,352.00	814,257.37	---	27,094.63
SW MO PSY REHAB CTR PS	10.160	4157	1,946,715.00	1,944,949.52	---	1,765.48
FULTON ST HOSP OVERTIME	10.145	7187	1,791,977.00	1,791,892.42	---	84.58
NW MO PSY REHAB OVERTIME	10.150	7188	173,151.00	173,150.65	---	0.35

STL PSY REHAB OVERTIME	10.155	7190	360,591.00	360,590.92	---	0.08
SW MO PYS REHAB OVERTIME	10.160	7192	28,009.00	28,008.93	---	0.07
HAWTHORN HOSP OVERTIME	10.165	7193	123,877.00	123,876.59	---	0.41
COTTONWOOD TRMT OVERTIME	10.170	7195	41,323.00	41,322.45	---	0.55
METRO STL PSY OVERTIME	10.175	7197	71,360.00	71,359.98	---	0.02
MID MO MHC OVERTIME	10.180	7199	103,997.00	103,997.00	---	---
SE MO MHC OVERTIME	10.185	7201	255,019.00	255,018.67	---	0.33
WESTERN MO MHC OVERTIME	10.195	7202	930,178.00	930,178.00	---	---
SEXUAL OFFEND OVERTIME	10.200	7204	336,769.00	336,768.45	---	0.55
SEMO - PUB BLDG	10.190	7520	129,322.00	129,322.00	---	---
FULTON STATE HOSPITAL PS	10.145	9381	35,618,761.00	35,618,518.79	---	242.21
NW MO PSY REHAB CTR PS	10.150	9384	9,148,376.00	8,908,555.88	---	239,820.12
STL PSY REHAB CTR PS	10.155	9385	14,959,972.00	14,422,230.26	---	537,741.74
COTTONWOOD TRMT CTR PS	10.170	9386	1,106,688.00	1,098,602.31	---	8,085.69
HAWTHORN PSY HOSPTL PS	10.165	9387	4,842,613.00	4,551,919.40	---	290,693.60
METRO STL PSY CTR PS	10.175	9391	10,302,077.00	9,940,700.20	---	361,376.80
MID MISSOURI MHC PS	10.180	9393	5,691,252.00	5,691,252.00	---	---
SOUTHEAST MO MHC PS	10.185	9394	14,150,488.00	14,040,246.84	---	110,241.16
WESTERN MO MHC PS	10.195	9395	13,057,512.00	13,037,232.69	---	20,279.31

**Division of Mental Retardation -
Developmental Disabilities**

COMM SUPPORT STAFF PS	10.215	0458	424,181.00	315,339.26	---	108,841.74
ALBANY RC PS	10.225	0460	1,126,964.00	1,118,164.51	---	8,799.49
CENTRAL MO RC PS	10.230	0461	1,335,749.00	1,313,892.48	---	21,856.52
HANNIBAL RC PS	10.235	0462	1,505,863.00	1,495,245.75	---	10,617.25
JOPLIN RC PS	10.240	0463	1,556,511.00	1,432,248.48	---	124,262.52
KANSAS CITY RC PS	10.245	0464	2,010,884.00	1,961,915.58	---	48,968.42
KIRKSVILLE RC PS	10.250	0466	990,727.00	972,634.49	---	18,092.51
POPLAR BLUFF RC PS	10.255	0467	1,136,968.00	1,123,967.19	---	13,000.81
ROLLA RC PS	10.260	0468	1,397,873.00	1,372,045.81	---	25,827.19
SIKESTON RC PS	10.265	0469	1,164,367.00	1,147,997.81	---	16,369.19
SPRINGFIELD RC PS	10.270	0470	1,474,130.00	1,440,968.95	---	33,161.05
ST LOUIS RC PS	10.275	0471	3,800,870.00	3,800,870.00	---	---
BELLEFONTAINE HC PS	10.285	0473	18,900,039.00	18,837,029.76	---	63,009.24
HIGGINSVILLE HC PS	10.290	0474	7,850,358.00	7,736,963.56	---	113,394.44
MARSHALL HC PS	10.295	0475	16,261,668.00	16,029,512.07	---	232,155.93
NEVADA HC PS	10.300	0476	7,273,539.00	7,216,550.19	---	56,988.81
ST LOUIS DDTTC PS	10.305	0477	14,094,338.00	14,094,338.00	---	---
SOUTHEAST MO RES SVCS PS	10.315	0478	4,593,311.00	4,590,462.19	---	2,848.81
MRDD ADMIN PS	10.205	1911	811,216.00	798,375.06	---	12,840.94
MRDD ADMIN E&E	10.205	1912	105,380.00	97,460.51	---	7,919.49
COMMUNITY PROGRAMS	10.210	1919	87,218,382.00	86,637,959.00	---	580,423.00
AUTISTIC CLIENTS	10.210	1928	3,000,659.00	3,000,659.00	---	---
NW COMMUNITY SERVICES PS	10.290	1937	2,294,659.00	2,249,022.34	---	45,636.66
FUEL & UTILITIES	10.280	1951	3,742,916.00	3,603,994.28	---	138,921.72

**STATE OF MISSOURI
SUMMARY OF APPROPRIATION ACTIVITY
GENERAL FUND - GENERAL REVENUE FUNDS
FOR THE APPROPRIATION YEAR 2006**

	H.B. No.	Appr. No.	Appropriations	Expenditures and Transfers Out	Biennial Rollovers to 2007	Lapse of Appropriations
COMM SUPPORT STAFF E&E	10.215	2094	38,368.00	34,531.00	---	3,837.00
ALBANY RC E&E	10.225	2101	202,046.00	188,124.74	---	13,921.26
CENTRAL MO RC E&E	10.230	2102	191,804.00	172,678.85	---	19,125.15
HANNIBAL RC E&E	10.235	2108	350,245.00	323,612.00	---	26,633.00
JOPLIN RC E&E	10.240	2111	271,254.00	152,348.27	---	118,905.73
KANSAS CITY RC E&E	10.245	2112	588,152.00	543,931.56	---	44,220.44
KIRKSVILLE RC E&E	10.250	2113	238,981.00	226,019.84	---	12,961.16
POPLAR BLUFF RC E&E	10.255	2115	179,990.00	167,962.79	---	12,027.21
ROLLA RC E&E	10.260	2116	262,062.00	235,037.29	---	27,024.71
SIKESTON RC E&E	10.265	2117	242,982.00	166,920.17	---	76,061.83
SPRINGFIELD RC E&E	10.270	2118	431,736.00	338,439.00	---	93,297.00
ST LOUIS DDTDC E&E	10.305	2119	2,517,160.00	2,517,160.00	---	---
SOUTHEAST MO RES SVCS E&E	10.315	2120	685,680.00	685,540.57	---	139.43
ST LOUIS RC E&E	10.275	2332	557,514.00	518,783.00	---	38,731.00
BELLEFONTAINE HC E&E	10.285	2337	3,140,036.00	3,135,848.39	---	4,187.61
HIGGINSVILLE HC E&E	10.290	2348	1,000,127.00	990,560.55	---	9,566.45
MARSHALL HC E&E	10.295	2354	1,896,524.00	1,877,679.62	---	18,844.38
NEVADA HC E&E	10.300	2356	1,697,849.00	1,697,848.99	---	0.01
C & F DIRECTED SUPPORTS	10.210	2770	16,332,399.00	16,058,499.00	---	273,900.00
MARSHALL COMM SVS PS	10.295	6033	1,675,357.00	1,651,516.66	---	23,840.34
MARSHALL COMM SVS E&E	10.295	6034	22,410.00	22,074.00	---	336.00
NEVADA COMM SVS PS	10.300	6035	200,085.00	137,084.89	---	63,000.11
NEVADA COMM SVS E&E	10.300	6036	6,288.00	6,288.00	---	---
SLDDTC COMM SVS PS	10.305	6037	570,147.00	570,147.00	---	---
SLDDTC COMM SVS E&E	10.305	6038	50,962.00	50,962.00	---	---
SEMOR COMM SVS PS	10.315	6039	142,902.00	142,902.00	---	---
SEMOR COMM SVS E&E	10.315	6040	6,193.00	4,816.15	---	1,376.85
SIKESTON RC OVERTIME	10.265	7221	161.00	151.89	---	9.11
ST LOUIS RC OVERTIME	10.275	7225	9,230.00	9,143.77	---	86.23
BELLEFONTAINE HC OVERTIME	10.285	7227	1,639,824.00	1,639,824.00	---	---
HIGGINSVILLE HC OVERTIME	10.290	7229	469,256.00	469,239.50	---	16.50
MARSHALL HC OVERTIME	10.295	7231	959,712.00	958,833.44	---	878.56
NEVADA HC OVERTIME	10.300	7233	6,159.00	6,158.99	---	0.01
ST LOUIS DDTDC OVERTIME	10.305	7234	1,252,923.00	1,243,288.25	---	9,634.75
SOUTHEAST MO RES OVERTIME	10.315	7236	454,000.00	453,999.80	---	0.20
MR COMMUNITY PROGRAMS PS	10.210	7426	491,756.00	419,191.62	---	72,564.38
SLDDTC PUB BLDG	10.310	7525	84,861.00	84,861.00	---	---

DEPARTMENT OF NATURAL RESOURCES

DNR IT CONSOLIDATION PS	06.205	0241	500,155.00	483,353.88	---	16,801.12
DNR IT CONSOLIDATION E&E	06.205	0242	64,184.00	52,757.14	---	11,426.86
AGENCY WIDE OPERATIONS	06.240	0566	60,848.00	59,023.00	---	1,825.00
MINORITY SCHOLARSHIPS	06.405	0811	32,964.00	31,975.00	---	989.00
DNR LEASING	13.050	4305	319,993.00	281,989.90	---	38,003.10
OVERTIME	06.245	7376	32,434.00	---	---	32,434.00
M&R FMRF (Fund 0124)	18.010	0698	537,105.00	36,143.02	500,961.98	---
STATEWIDE M&R YR1 (Fund 0124)	15.060	6759	3,000.00	2,874.07	125.93	---
STATEWIDE M&R YR (Fund 0124)	15.065	6760	31,525.00	28,525.00	3,000.00	---

Office of Director

DIRECTOR'S OFFICE PS	06.200	0953	138,054.00	134,044.77	---	4,009.23
----------------------	--------	------	------------	------------	-----	----------

Outreach and Assistance Center

OUTREACH & ASSISTANCE PS	06.210	5436	1,140,478.00	1,071,515.69	---	68,962.31
OUTREACH & ASSISTANCE E&E	06.210	5447	375,432.00	363,626.44	---	11,805.56

Division of Administrative Support

DIV OF ADMIN SUPPORT PS	06.235	0955	189,693.00	173,759.17	---	15,933.83
-------------------------	--------	------	------------	------------	-----	-----------

Air and Land Protection Division

SOLID WASTE FORFEITURES	06.375	4303	165,804.00	1,300.00	---	164,504.00
ENVIRONMENTAL SVS PS	06.210	5406	86,674.00	84,047.74	---	2,626.26
ENVIRONMENTAL SVS E&E	06.210	5417	59,488.00	57,703.00	---	1,785.00
SOLID WASTE FORFEITURES (Fund 0198)	06.375	4304	141,599.00	8,319.23	---	133,279.77

Water Protection and Soil Conservation

REGIONAL OFFICES PS	06.210	5340	1,684,702.00	1,665,844.95	---	18,857.05
WATER PROTECTION PRG PS	06.210	7172	371,184.00	371,170.62	---	13.38
WATER PROTECTION PRG E&E	06.210	7176	11,675.00	3,141.80	---	8,533.20

Geological Survey and Resource Assessment**Division**

ADMIN & SUPPORT PS	06.210	5222	364,476.00	364,093.74	---	382.26
ADMIN & SUPPORT E&E	06.210	5223	79,610.00	77,189.37	---	2,420.63
GEOLOGICAL SURVEY PS	06.210	5231	373,687.00	361,844.57	---	11,842.43
GEOLOGICAL SURVEY E&E	06.210	5232	44,155.00	42,959.17	---	1,195.83
WATER RESOURCES PS	06.210	5245	765,264.00	738,095.80	---	27,168.20
WATER RESOURCES E&E	06.210	5246	148,704.00	144,149.47	---	4,554.53
DGLS OPERATIONAL M&R (Fund 0124)	06.305	3394	8,759.00	8,621.43	---	137.57
DGLS HVAC RENOVATIONS (Fund 0124)	15.110	4719	602,999.00	500,063.15	102,935.85	---

**STATE OF MISSOURI
SUMMARY OF APPROPRIATION ACTIVITY
GENERAL FUND - GENERAL REVENUE FUNDS
FOR THE APPROPRIATION YEAR 2006**

	H.B. No.	Appr. No.	Appropriations	Expenditures and Transfers Out	Biennial Rollovers to 2007	Lapse of Appropriations
<u>DEPARTMENT OF PUBLIC SAFETY</u>						
DPS IT CONSOLIDATION PS	08.010	0423	454,767.00	433,304.98	---	21,462.02
DPS IT CONSOLIDATION E&E	08.010	0424	223,487.00	207,510.90	---	15,976.10
PUBLIC SAFETY LEASING	13.070	6075	215,771.00	215,771.00	---	---
M&R FMRF (Fund 0124)	18.010	0698	5,324,616.00	611,032.27	4,713,583.73	---
OPERATIONAL M&R (Fund 0124)	08.015	3398	185,889.00	185,887.84	---	1.16
OPERATIONAL M&R (Fund 0124)	08.255	3403	399,881.00	399,791.53	---	89.47
STATEWIDE M&R YR1 (Fund 0124)	15.060	6759	12,796.00	12,795.20	0.80	---
STATEWIDE M&R YR2 (Fund 0124)	15.065	6760	695,274.00	684,793.84	10,480.16	---
<u>Office of the Director</u>						
JOPLIN CRIME LAB	08.060	0651	147,000.00	142,590.00	---	4,410.00
DIRECTOR ADMIN PS	08.005	1097	888,721.00	782,220.57	---	106,500.43
REGIONAL CRIME LABS	08.060	4764	223,100.00	213,510.07	---	9,589.93
DIRECTOR ADMIN E&E	08.005	8094	377,536.00	350,733.43	---	26,802.57
<u>Division of Fire Safety</u>						
F S ADMIN PS	08.180	1103	1,585,931.00	1,537,130.23	---	48,800.77
F S ADMIN E&E	08.180	1107	226,908.00	221,264.00	---	5,644.00
FS ADMIN OVERTIME	08.185	7103	33,459.00	32,343.75	---	1,115.25
FIREFIGHTER TRAINING	08.190	7496	115,908.00	112,283.94	---	3,624.06
<u>Capitol Police</u>						
CAPITOL POLICE PS	08.085	3300	1,085,490.00	1,052,227.84	---	33,262.16
CAPITOL POLICE E&E	08.085	3301	93,115.00	91,017.11	---	2,097.89
CAPITOL POLICE OVERTIME	08.085	7090	126,479.00	116,041.93	---	10,437.07
<u>State Highway Patrol</u>						
SHP TECHNICAL SERVICE PS	08.140	0628	348,658.00	318,860.09	---	29,797.91
HWY ADMINISTRATION E&E	08.130	1075	10,003,876.00	9,846,036.64	---	157,839.36
SHP ENFORCEMENT PS	08.100	1134	5,883,619.00	5,684,620.58	---	198,998.42
SHP ENFORCEMENT E&E	08.100	1139	794,725.00	792,915.20	---	1,809.80
SHP TECHNICAL SERVICE E&E	08.140	2283	63,312.00	61,806.14	---	1,505.86
GASOLINE PURCHASE	08.110	2335	228,302.00	228,302.00	---	---
CRIME LABS PS	08.120	4342	845,963.00	768,330.42	---	77,632.58
CRIME LABS E&E	08.120	4343	318,614.00	317,604.03	---	1,009.97

FRINGE BENEFITS PS	08.095	4344	3,832,150.00	3,538,195.10	---	293,954.90
FRINGE BENEFITS E&E	08.095	4347	708,314.00	704,435.75	---	3,878.25
SHP ADMIN E&E	08.090	4368	16,279.00	5,609.50	---	10,669.50
SHP OVERTIME	08.105	7091	175,865.00	---	---	175,865.00
<u>Division of Liquor Control</u>						
REFUND UNUSED STICKERS	08.175	1161	18,000.00	17,900.09	---	99.91
ALCOHOL & TOBACCO CNTR PS	08.170	5283	2,104,342.00	2,034,265.00	---	70,077.00
ALCOHOL & TOBACCO CNTR EE	08.170	5284	428,908.00	417,061.00	---	11,847.00
<u>Missouri State Water Patrol</u>						
STATE WATER PATROL PS	08.160	1171	4,344,073.00	4,190,136.87	---	153,936.13
STATE WATER PATROL E&E	08.160	1175	977,292.00	977,292.00	---	---
ST WATER PATROL OVERTIME	08.165	7098	46,028.00	---	---	46,028.00
<u>Adjutant General</u>						
NG STATEWIDE SUPPORT	19.065	0759	800,000.00	28,255.01	771,744.99	---
NG ST CHARLES ARMORY	19.095	0761	487,468.00	---	487,468.00	---
NG ALBANY ARMORY	19.090	0769	278,925.00	70,036.90	208,888.10	---
NG SPRINGFIELD AVCRAD	19.085	0774	703,552.00	---	703,552.00	---
A G ADMIN PS	08.240	1226	1,142,977.00	1,104,904.70	---	38,072.30
A G ADMIN E&E	08.240	1228	185,208.00	181,121.93	---	4,086.07
A G FIELD SUPPORT PS	08.260	1229	697,380.00	671,139.78	---	26,240.22
A G FIELD SUPPORT E&E	08.260	1231	1,019,680.00	989,209.00	---	30,471.00
A G AIR SEARCH & RESCUE	08.285	3984	16,978.00	16,469.00	---	509.00
CONTRACT SERVICES PS	08.275	4502	469,734.00	452,314.13	---	17,419.87
CONTRACT SERVICES E&E	08.275	4503	38,000.00	37,979.25	---	20.75
NG-FED PROJECT SUPPORT	15.205	6913	148,545.00	99,622.85	48,922.15	---
AG SEMA OVERTIME	08.295	7120	39,476.00	---	---	39,476.00
<u>State Emergency Management Agency</u>						
A G SEMA PS	08.290	1237	1,237,325.00	1,198,670.10	---	38,654.90
A G SEMA E&E	08.290	1241	205,147.00	198,986.52	---	6,160.48
SEMA GRANT	08.305	3299	2,100,000.00	1,882,262.13	---	217,737.87
<u>Missouri Veterans' Commission</u>						
VETERANS HOMES PS	08.205	2340	9,867,290.00	9,598,199.50	---	269,090.50
VETERANS HOMES E&E	08.205	2341	16,364,031.00	15,792,535.20	---	571,495.80
VETERANS HOMES OVERTIME	08.205	7109	267,146.00	105,741.31	---	161,404.69
ADMIN & SERVICES PS	08.195	8734	1,694,252.00	1,694,152.76	---	99.24
ADMIN & SERVICE E&E	08.195	8736	277,437.00	269,064.00	---	8,373.00
<u>DEPARTMENT OF REVENUE</u>						
POSTAGE HWY COLLECTIONS	04.005	0841	30,810.00	---	---	30,810.00
REVENUE LEASING	13.015	6090	1,219,248.00	1,091,307.19	---	127,940.81
STATEWIDE M&R YR2 (Fund 0124)	15.065	6760	60,481.00	---	60,481.00	---

**STATE OF MISSOURI
SUMMARY OF APPROPRIATION ACTIVITY
GENERAL FUND - GENERAL REVENUE FUNDS
FOR THE APPROPRIATION YEAR 2006**

	H.B. No.	Appr. No.	Appropriations	Expenditures and Transfers Out	Biennial Rollovers to 2007	Lapse of Appropriations
<u>State Tax Commission</u>						
STATE TAX COMMISSION PS	04.020	0083	2,370,116.00	2,291,290.36	---	78,825.64
ASSESSMENT MAINTENANCE	04.040	1044	18,785,668.00	18,785,668.00	---	---
STATE TAX COMMISSION E&E	04.020	2138	348,868.00	341,402.00	---	7,466.00
ASSESSOR CERTIFICATION	04.045	3091	77,112.00	72,118.28	---	4,993.72
<u>Legal and Fiscal Services</u>						
POSTAGE	04.015	0075	2,651,297.00	2,641,891.78	---	9,405.22
DIV OF ADMIN HWY COLL PS	04.005	0813	2,006,140.00	1,938,643.36	---	67,496.64
DIV OF ADMINISTRATION PS	04.005	1249	11,009,500.00	10,124,984.17	---	884,515.83
DIV OF ADMINISTRATION E&E	04.005	1253	1,088,984.00	964,658.29	---	124,325.71
DIV OF ADMIN OVERTIME	04.010	7287	1,960.00	---	---	1,960.00
<u>Division of Motor Vehicle and Drivers</u>						
<u>Licensing</u>						
DIV OF MV/DL HWY COLL PS	04.005	0830	7,016,562.00	5,770,238.75	---	1,246,323.25
DIV OF MV/DL HWY COLL E&E	04.005	0831	68,657.00	29,505.71	---	39,151.29
DIV OF MV/DL PS	04.005	2752	114,786.00	67,163.00	---	47,623.00
DIV OF MV/DL E&E	04.005	2753	12,629.00	6,020.40	---	6,608.60
<u>Division of Taxation</u>						
DELINQUENT COLLECTN FEES	04.025	0096	2,580,000.00	2,435,213.03	---	144,786.97
DIV OF TAX HWY COLL PS	04.005	0823	2,416,905.00	2,388,042.51	---	28,862.49
GR REFUNDS (REG)	04.055	1243	1,179,200,000.00	1,127,563,085.77	---	51,636,914.23
DIV OF TAXATION PS	04.005	1267	16,646,314.00	15,669,169.26	---	977,144.74
COUNTY STOCK INSUR TAX	04.095	2705	800,000.00	780,042.23	---	19,957.77
MULTISTATE TAX COMM DUES	04.005	4461	163,001.00	163,001.00	---	---
CONTINGENCY PAYMENTS	04.035	6241	3,500,000.00	3,241,289.00	---	258,711.00
TAX DATA MATCHING	04.035	6691	7,600,000.00	5,400,000.00	---	2,200,000.00
COUNTY FILING FEES	04.030	7024	450,000.00	146,688.00	---	303,312.00
DIV OF TAXATION OVERTIME	04.010	7286	100,000.00	80,856.96	---	19,143.04
DEBT OFFSET TAX CREDITS	04.100	7323	199,500.00	192,266.95	---	7,233.05
DIV OF TAXATION E&E	04.005	8489	5,392,521.00	5,122,049.76	---	270,471.24
DIV OF TAXATION PS (Fund 0169)	04.005	6232	22,089.00	22,059.45	---	29.55
DIV OF TAXATION E&E (Fund 0169)	04.005	6233	2,599,841.00	2,599,841.00	---	---

DEPARTMENT OF SOCIAL SERVICES

DSS IT CONSOLIDATION PS	11.010	0529	3,272,016.00	3,092,284.97	---	179,731.03
DSS IT CONSOLIDATION E&E	11.010	0532	1,791,087.00	1,737,354.00	---	53,733.00
SOCIAL SERVICES LEASING	13.105	1434	10,120,221.00	10,120,215.14	---	5.86
DSS OVERTIME	11.035	7305	1,855,439.00	1,194,614.07	---	660,824.93
M&R FMRF (Fund 0124)	18.010	0698	1,071,233.00	25,283.13	1,045,949.87	---
STATEWIDE M&R YR1 (Fund 0124)	15.060	6759	93,025.00	72,211.41	20,813.59	---
STATEWIDE M&R YR2 (Fund 0124)	15.065	6760	231,198.00	230,195.04	1,002.96	---
DSS IT CONSOLIDATION E&E (Fund 0142)	11.010	0539	172.00	172.00	---	---
DSS IT CONSOLIDATION PS (Fund 0169)	11.010	0544	490,173.00	490,108.38	---	64.62
DSS IT CONSOLIDATION E&E (Fund 0169)	11.010	0545	3,013,461.00	2,171,365.00	---	842,096.00

Office of the Director

OFFICE OF DIRECTOR PS	11.005	4333	397,265.00	397,265.00	---	---
OFFICE OF DIRECTOR E&E	11.005	4334	46,642.00	45,035.15	---	1,606.85
FIELD & LINE TRAINING	11.030	6793	178,125.00	172,781.00	---	5,344.00
HUMAN RESOURCE CENTER PS	11.025	9948	311,522.00	299,838.76	---	11,683.24
HUMAN RESOURCE CENTER E&E	11.025	9949	24,905.00	24,158.00	---	747.00
OFFICE OF DIRECTOR PS (Fund 0169)	11.005	3577	42,964.00	42,665.96	---	298.04
OFFICE OF DIRECTOR E&E (Fund 0169)	11.005	3590	16,480.00	15,674.47	---	805.53

Division of Budget and Finance

DELINQUENT CHLIDREN	11.055	0738	3,302,000.00	3,183,684.00	---	118,316.00
BUDGET & FINANCE PS	11.040	3314	1,346,774.00	1,305,377.82	---	41,396.18
BUDGET & FINANCE E&E	11.040	3316	81,254.00	80,661.77	---	592.23

Information Services and Technology**Division**

ISTD PS	11.060	0139	294,831.00	280,843.04	---	13,987.96
ISTD E&E	11.060	2129	769.00	745.93	---	23.07
ISTD E&E (Fund 0169)	11.060	2373	2,182.00	2,182.00	---	---
ISTD PS (Fund 0169)	11.060	5065	4,845.00	4,767.25	---	77.75

Division of General Services

DGS MOTOR FUEL & UTIL E&E	14.185	2822	14,206.00	13,313.50	---	892.50
GENERAL SERVICES PS	11.065	6349	1,279,567.00	1,234,412.43	---	45,154.57
GENERAL SERVICES E&E	11.065	6350	358,819.00	346,668.01	---	12,150.99
DGS MAINTENANCE & REPAIR (Fund 0124)	11.020	3406	30,708.00	30,708.00	---	---
GENERAL SERVICES PS (Fund 0169)	11.065	3591	99,227.00	97,442.74	---	1,784.26

Division of Legal Services

LEGAL SERVICES PS	11.070	6353	1,664,994.00	1,614,986.07	---	50,007.93
LEGAL SERVICES E&E	11.070	6354	15,459.00	14,942.70	---	516.30
LEGAL SERVICES PS (Fund 0169)	11.070	2790	150,453.00	146,247.69	---	4,205.31

**STATE OF MISSOURI
SUMMARY OF APPROPRIATION ACTIVITY
GENERAL FUND - GENERAL REVENUE FUNDS
FOR THE APPROPRIATION YEAR 2006**

	H.B. No.	Appr. No.	Appropriations	Expenditures and Transfers Out	Biennial Rollovers to 2007	Lapse of Appropriations
<u>Family Support Division</u>						
DOMESTIC VIOLENCE	11.175	0766	4,300,000.00	4,051,549.39	---	248,450.61
ADULT SUPPLEMENTATION	11.125	1403	145,000.00	113,744.00	---	31,256.00
SUPPLEMENTAL NURSING CARE	11.130	2423	25,807,581.00	25,560,735.00	---	246,846.00
TEMPORARY ASSISTANCE	11.115	3596	17,287,706.00	17,287,706.00	---	---
EBT E&E	11.090	5255	4,168,024.00	4,168,024.00	---	---
COMMUNITY PARTNERSHIP PS	11.105	5650	84,402.00	80,722.90	---	3,679.10
COMMUNITY PARTNERSHIP	11.105	5651	727,500.00	664,894.20	---	62,605.80
MO MENTORING PARTNERSHIP	11.105	5823	506,844.00	491,638.77	---	15,205.23
FAMILY SUPPORT ADMIN PS	11.075	6269	509,032.00	493,758.86	---	15,273.14
FAMILY SUPPORT ADMIN E&E	11.075	6270	335,736.00	288,658.91	---	47,077.09
IM FIELD STAFF/OPS PS	11.080	6280	21,320,097.00	20,680,437.85	---	639,659.15
IM FIELD STAFF/OPS E&E	11.080	6281	1,323,485.00	1,282,234.28	---	41,250.72
FAMILY SUP STAFF TRNG	11.085	6290	373,012.00	359,481.25	---	13,530.75
FAMIS	11.100	9325	2,262,971.00	2,195,082.00	---	67,889.00
PRIVATIZATION COLLECTIONS (Fund 0169)	11.195	0748	510,000.00	216,361.86	---	293,638.14
CSE MEDIATION E&E (Fund 0169)	11.190	0931	365,000.00	364,543.56	---	456.44
IM FIELD STAFF/OPS PS (Fund 0169)	11.080	0939	1,280,644.00	280,643.71	---	1,000,000.29
IM FIELD STAFF/OPS E&E (Fund 0169)	11.080	0958	185,946.00	185,931.66	---	14.34
MULTI COUNTY SERVICE CTRS (Fund 0169)	11.200	1410	653,000.00	653,000.00	---	---
SOCIAL SERVICES LEASING (Fund 0169)	13.105	1437	35,809.00	35,280.00	---	529.00
CSE FIELD STAFF/OPS PS (Fund 0169)	11.190	6267	5,289,704.00	4,623,454.21	---	666,249.79
CSE FIELD STAFF/OPS E&E (Fund 0169)	11.190	6268	934,219.00	929,777.61	---	4,441.39
FAMILY SUPPORT ADMIN PS (Fund 0169)	11.075	6275	1,211,476.00	1,208,436.95	---	3,039.05
FAMILY SUPPORT ADMIN E&E (Fund 0169)	11.075	6276	134,501.00	134,501.00	---	---
<u>Children's Division</u>						
RESIDENTIAL TREATMENT SVS	11.240	0032	30,933,969.00	30,933,969.00	---	---
CASE MANAGEMENT CONTRACTS	11.242	1050	9,655,600.00	9,365,932.00	---	289,668.00
CASE MGMT INTENSIVE IN HM	11.242	1088	1,200,000.00	699,000.00	---	501,000.00
CASE MGMT INTERVENTION	11.242	1089	500,000.00	482,680.79	---	17,319.21
CHILD ASSESSMENT CENTERS	11.260	1386	1,098,952.00	1,062,756.42	---	36,195.58
CHILDREN'S PROGRAM POOL	11.255	1735	9,670,990.00	9,670,990.00	---	---
PURCHASE OF CHILD CARE	11.285	3592	70,817,230.00	68,692,445.05	---	2,124,784.95
PSYCHIATRIC DIVERSION	11.265	3603	6,346,361.00	6,346,361.00	---	---
FOSTER CARE	11.240	4856	22,064,244.00	22,045,801.26	---	18,442.74
CHILDREN'S TREATMENT SVS	11.235	4861	6,576,191.00	6,356,059.00	---	220,132.00
ADOP/GUARDIANSHIP SUBSIDY	11.245	5701	47,398,938.00	47,038,597.11	---	360,340.89

CHILDREN'S ADMIN PS	11.215	6292	757,752.00	733,001.83	---	24,750.17
CHILDREN'S ADMIN E&E	11.215	6295	80,266.00	77,834.54	---	2,431.46
CHILD FIELD STAFF/OPS PS	11.220	6301	22,544,007.00	21,764,038.19	---	779,968.81
CHILD FIELD STAFF/OPS E&E	11.220	6302	1,619,776.00	1,598,179.76	---	21,596.24
CHILDREN'S STAFF TRNG	11.230	6307	1,161,650.00	1,126,800.00	---	34,850.00
TRANSITIONAL LIVING	11.250	6867	1,690,790.00	1,690,790.00	---	---
CHILD WELFARE ACCREDIT PS	11.225	6962	2,761,037.00	2,608,199.13	---	152,837.87
CHILD WELFARE ACCREDIT EE	11.225	6963	1,231,821.00	1,199,466.78	---	32,354.22

Division of Youth Services

JUVENILE COURT DIVERSION	11.300	0225	3,767,880.00	3,503,814.31	---	264,065.69
ADMIN SERVICES PS	11.290	1421	1,216,091.00	1,179,290.31	---	36,800.69
ADMIN SERVICES E&E	11.290	1422	137,178.00	132,800.72	---	4,377.28
YOUTH TREATMENT PRGM PS	11.295	1743	30,813,033.00	29,830,120.31	---	982,912.69
YOUTH TREATMENT PRGM E&E	11.295	1744	1,658,068.00	1,643,266.47	---	14,801.53
DYS MOTOR FUEL & UTIL E&E	14.200	2824	238,752.00	216,506.02	---	22,245.98
DYS MAINTENANCE & REPAIR (Fund 0124)	11.020	3410	78,794.00	60,398.16	---	18,395.84

Division of Medical Services

WOMEN & MINORITY OUTREACH	11.410	1389	546,125.00	546,125.00	---	---
HOSPITAL CARE	11.485	1432	20,288,779.00	20,288,779.00	---	---
MEDICAID SUPP POOL	14.215	1433	3,151,147.00	3,151,147.00	---	---
INFORMATION SYSTEMS	11.425	1438	5,561,731.00	5,395,629.00	---	166,102.00
MANAGED CARE	11.480	1783	162,418,851.00	162,418,851.00	---	---
PHARMACY	11.435	2525	204,737,780.00	204,737,780.00	---	---
CHILDREN'S HLTH INS PRGM	11.510	2866	18,781,285.00	18,781,285.00	---	---
HEALTH CARE ACCESS	11.505	4511	697,518.00	521,185.71	---	176,332.29
FQHC DISTRIBUTION	11.495	4868	8,000,000.00	7,760,000.00	---	240,000.00
NON-EMERGENCY TRANSPORT	11.475	5928	10,967,225.00	10,967,225.00	---	---
DESE SERVICES	11.550	6225	69,954.00	69,954.00	---	---
MEDICAL SVS ADMIN PS	11.400	6376	2,973,552.00	2,966,012.17	---	7,539.83
MEDICAL SVS ADMIN E&E	11.400	6377	852,914.00	804,833.00	---	48,081.00
STATE MEDICAL	11.555	6382	25,328,618.00	25,328,618.00	---	---
NURSING FACILITIES	11.470	6472	102,585,653.00	102,585,653.00	---	---
PHARMACY PROGRAM MGMT	11.405	6764	2,301,123.00	2,232,089.00	---	69,034.00
PHARMACY-MED D-CLAWBACK	11.435	7238	97,407,513.00	87,628,919.63	---	9,778,593.37
PHYSICIANS	11.455	8196	136,366,955.00	136,366,908.72	---	46.28
DENTAL	11.460	8198	2,934,135.00	2,934,135.00	---	---
PREMIUM PAYMENTS	11.465	8200	47,564,950.00	47,321,576.36	---	243,373.64
REHAB & SPECIALTY SVS	11.475	8204	40,668,735.00	40,668,735.00	---	---
HOSPITAL CARE (Fund 0108)	11.485	0048	32,483,522.00	32,483,522.00	---	---
MEDICAID SUPP POOL (Fund 0108)	11.560	0237	13,188,560.00	13,188,560.00	---	---
NURSING FACILITIES (Fund 0108)	11.470	0779	58,516,478.00	58,516,478.00	---	---
MANAGED CARE (Fund 0142)	11.480	0198	109,064,837.00	109,064,837.00	---	---
MEDICAID SUPP POOL (Fund 0142)	11.560	0214	1.00	---	---	1.00
HOSPITAL CARE (Fund 0142)	11.485	0776	129,642,328.00	129,642,328.00	---	---
FED REIMB ALLOWANCE (Fund 0142)	11.500	0778	1.00	---	---	1.00

**STATE OF MISSOURI
SUMMARY OF APPROPRIATION ACTIVITY
GENERAL FUND - GENERAL REVENUE FUNDS
FOR THE APPROPRIATION YEAR 2006**

	H.B. No.	Appr. No.	Appropriations	Expenditures and Transfers Out	Biennial Rollovers to 2007	Lapse of Appropriations
FRA FEDERAL (Fund 0142)	11.500	1605	689,613,669.00	688,604,797.66	---	1,008,871.34
HEALTH CARE ACCESS (Fund 0142)	11.505	2531	167,756.00	138,203.41	---	29,552.59
CHILDREN'S HLTH INS PRGM (Fund 0142)	11.510	2868	7,719,204.00	6,819,864.04	---	899,339.96
MEDICAID REVENUE UNIT PS (Fund 0142)	11.415	5050	83,400.00	63,089.13	---	20,310.87
MEDICAID REVENUE UNIT E&E (Fund 0142)	11.415	5051	8,114.00	---	---	8,114.00
MONITORING PROGRAM (Fund 0142)	11.485	6738	200,000.00	175,244.63	---	24,755.37
TRAUMA CENTERS (Fund 0142)	11.485	6742	20,000,000.00	19,798,082.00	---	201,918.00
PAGER PILOT (Fund 0142)	11.485	6744	150,000.00	126,974.50	---	23,025.50
PHARMACY (Fund 0144)	11.435	5586	41,150,896.00	41,150,896.00	---	---
HEALTH CARE ACCESS (Fund 0144)	11.505	5724	30,411.00	30,411.00	---	---
CHILDREN'S HLTH INS PRGM (Fund 0144)	11.510	5725	201,394.00	201,394.00	---	---
STATE MEDICAL (Fund 0144)	11.555	5726	846,090.00	846,090.00	---	---
MEDICAL SVS ADMIN PS (Fund 0144)	11.400	6884	22,750.00	22,666.28	---	83.72
MEDICAL SVS ADMIN EE (Fund 0144)	11.400	6885	375.00	375.00	---	---
MANAGED CARE (Fund 0160)	11.480	0803	51,528,800.00	42,346,712.61	---	9,182,087.39
CHILDREN'S HLTH INS PRGM (Fund 0160)	11.510	1036	1,071,200.00	891,710.32	---	179,489.68
NFRA FEDERAL (Fund 0196)	11.545	1606	216,999,999.00	202,248,332.45	---	14,751,666.55
NURSING FAC FED REIMB AL (Fund 0196)	11.545	1789	1.00	---	---	1.00
NURSING FACILITIES (Fund 0196)	11.470	5654	1,072,122.00	1,072,122.00	---	---
MEDICAID SUPP POOL (Fund 0196)	11.560	6645	181,500.00	181,500.00	---	---
<u>DEPARTMENT OF CORRECTIONS</u>						
DOC IT CONSOLIDATION PS	09.010	0568	2,324,348.00	2,301,130.07	---	23,217.93
DOC IT CONSOLIDATION E&E	09.010	0569	4,032,559.00	4,029,532.71	---	3,026.29
M&R GR	18.010	0700	48,630.00	48,629.15	0.85	---
POPULATION GROWTH POOL PS	09.025	1053	6,058,375.00	1,922,438.02	---	4,135,936.98
CORRECTIONS LEASING	13.090	1112	5,529,197.00	5,497,771.52	---	31,425.48
INSTITUT COMM PURCHASES	09.080	1368	1,475,206.00	1,474,078.60	---	1,127.40
DHS STAFF PS	09.040	1512	8,418,179.00	8,054,217.67	---	363,961.33
WESTERN R&D CORR CTR PS	09.180	2312	15,104,614.00	14,317,350.67	---	787,263.33
FUEL AND UTILITIES	09.060	4280	26,744,175.00	26,130,412.00	---	613,763.00
FOOD PURCHASES	09.050	4286	23,638,476.00	21,547,701.73	---	2,090,774.27
JEFFERSON CITY CORR CTR	09.100	4290	16,505,039.00	16,267,926.36	---	237,112.64
POPULATION GRWTH POOL E&E	09.025	5173	7,017,992.00	6,769,399.58	---	248,592.42
TELECOMMUNICATIONS	09.035	5680	2,993,454.00	2,991,815.38	---	1,638.62
DORS STAFF PS	09.215	6097	1,835,108.00	1,714,906.99	---	120,201.01
FARMINGTON CORR CTR	09.145	6284	16,562,046.00	15,621,674.93	---	940,371.07

FULTON RCP & DGN CORR CTR	09.165	7052	9,783,923.00	9,453,626.12	---	330,296.88
OVERTIME	09.085	7257	8,198,745.00	8,049,703.09	---	149,041.91
RE-ENTRY E&E	09.245	7271	15,000.00	14,046.62	---	953.38
RE-ENTRY CONTRACT	09.245	7272	370,700.00	255,102.76	---	115,597.24
WESTERN MO CORR CTR	09.155	8113	14,073,847.00	13,016,949.42	---	1,056,897.58
<u>Office of the Director</u>						
OD STAFF PS	09.005	4774	2,728,361.00	2,487,650.00	---	240,711.00
OD STAFF E&E	09.005	4775	118,275.00	114,555.29	---	3,719.71
INFORMATION SYSTEMS E&E	09.030	8105	176,525.00	170,911.96	---	5,613.04
<u>Division of Human Services</u>						
DHS STAFF E&E	09.040	1514	224,691.00	223,182.99	---	1,508.01
EMPLOYEE HEALTH & SAFETY	09.075	1658	433,500.00	430,114.93	---	3,385.07
GENERAL SERVICES E&E	09.045	2774	321,196.00	320,759.05	---	436.95
STAFF TRAINING	09.070	6024	1,573,644.00	1,572,738.13	---	905.87
<u>Division of Offender Rehabilitative Services</u>						
MEDICAL SERVICES E&E	09.220	2778	91,226,092.00	91,223,455.02	---	2,636.98
MEDICAL EQUIPMENT E&E	09.225	2782	239,134.00	165,466.86	---	73,667.14
DORS STAFF E&E	09.215	6098	62,333.00	60,486.23	---	1,846.77
SUBSTANCE ABUSE SRV PS	09.230	7261	3,377,467.00	3,198,608.70	---	178,858.30
SUBSTANCE ABUSE SRV E&E	09.230	7262	2,671,219.00	2,613,776.49	---	57,442.51
WORKFORCE READINESS E&E	09.240	7265	94,449.00	83,019.44	---	11,429.56
ACADEMIC ED PS	09.240	7266	8,604,814.00	8,114,828.67	---	489,985.33
ACADEMIC ED E&E	09.240	7267	2,920,275.00	2,876,931.80	---	43,343.20
ACADEMIC ED HOURLY PS	09.240	7268	36,206.00	33,088.37	---	3,117.63
<u>Division of Adult Institutions</u>						
EASTERN R&D CORR CTR PS	09.200	0673	18,703,273.00	17,899,433.12	---	803,839.88
NEW CCC PRISON DESIGN	19.110	0969	250,000.00	47,858.78	202,141.22	---
OFFICERS CLOTHING	09.080	1356	749,151.00	749,150.45	---	0.55
VEHICLE REPLACEMENT	09.080	1357	1.00	---	---	1.00
INMATE CLOTHING	09.080	1367	2,050,000.00	2,049,401.41	---	598.59
SOUTH CENTRL CORR CTR PS	09.205	1973	11,205,053.00	10,902,588.99	---	302,464.01
MARYVILLE TREATMT CENTER	09.185	2639	5,678,581.00	5,523,214.44	---	155,366.56
PUBLIC SCHOOL RETIREMENT	09.020	2784	1.00	---	---	1.00
SOUTH EAST CORR CTR PS	09.210	3078	11,059,117.00	10,322,402.40	---	736,714.60
CROSSROADS CORR CTR	09.190	3740	10,478,933.00	9,991,040.92	---	487,892.08
MISSOURI EASTERN CORR CTR	09.130	4069	7,211,005.00	6,944,665.55	---	266,339.45
NORTHEAST CORR CTR	09.195	4127	13,829,615.00	13,313,936.02	---	515,678.98
CHILLICOTHE CORR CTR	09.135	4276	4,533,270.00	4,317,325.81	---	215,944.19
CENTRAL MISSOURI CORR CTR	09.105	4292	1,134,818.00	586,646.44	---	548,171.56
WOMENS EASTERN R&D	09.110	4294	11,152,008.00	10,361,530.33	---	790,477.67
OZARK CORR CTR	09.115	4296	4,275,303.00	4,166,359.80	---	108,943.20
TIPTON CORR CTR	09.175	4298	9,657,895.00	9,440,433.85	---	217,461.15

**STATE OF MISSOURI
SUMMARY OF APPROPRIATION ACTIVITY
GENERAL FUND - GENERAL REVENUE FUNDS
FOR THE APPROPRIATION YEAR 2006**

	H.B. No.	Appr. No.	Appropriations	Expenditures and Transfers Out	Biennial Rollovers to 2007	Lapse of Appropriations
MOBERLY CORR CTR	09.120	4300	11,156,919.00	10,847,622.88	---	309,296.12
ALGOA CORR CTR	09.125	4302	9,453,250.00	9,151,263.04	---	301,986.96
DAI STAFF PS	09.090	4783	1,357,229.00	1,261,498.28	---	95,730.72
DAI STAFF E&E	09.090	4786	183,511.00	177,933.09	---	5,577.91
ST LOUIS COMM RELEASE CTR	09.265	4795	3,804,848.00	3,494,445.23	---	310,402.77
KC COMM RELEASE CTR	09.270	4797	2,283,693.00	2,039,501.15	---	244,191.85
BOONVILLE CORR CTR	09.140	5260	8,677,146.00	8,246,532.28	---	430,613.72
WAGE & DISCHARGE COSTS	09.095	5514	3,782,646.00	3,669,121.78	---	113,524.22
FARMINGTON CORR BPB PS	09.150	6788	1,182,312.00	1,109,625.08	---	72,686.92
FARMINGTON CORR BPB E&E	09.150	6789	175,547.00	173,458.93	---	2,088.07
TOXICOLOGY	09.235	7264	899,916.00	869,305.83	---	30,610.17
FULTON R&D CORR BPB PS	09.170	7508	553,340.00	486,481.86	---	66,858.14
FULTON R&D CORR BPB E&E	09.170	7528	48,533.00	48,521.10	---	11.90
POTOSI CORR CTR	09.160	8115	9,154,126.00	9,148,397.21	---	5,728.79
FUEL AND UTILITIES/BPB	09.065	8417	4,562,017.00	4,047,622.16	---	514,394.84
INSTITUTIONAL E&E POOL	09.080	9860	13,787,262.00	13,779,237.08	---	8,024.92
M&R FMRF (Fund 0124)	18.010	0698	18,047,318.00	724,619.06	17,322,698.94	---
OPERATIONAL M&R (Fund 0124)	09.055	3404	1,218,750.00	1,217,525.76	---	1,224.24
STATEWIDE M&R YR1 (Fund 0124)	15.060	6759	344,840.00	296,581.39	48,258.61	---
STATEWIDE M&R YR2 (Fund 0124)	15.065	6760	7,619,332.00	5,638,270.66	1,981,061.34	---
<u>Division of Probation and Parole</u>						
DOC COMMAND CENTER E&E	09.275	1465	14,546.00	11,023.00	---	3,523.00
P&P STAFF PS	09.260	1738	55,240,249.00	54,672,966.58	---	567,282.42
P&P STAFF E&E	09.260	1742	5,181,089.00	5,074,486.29	---	106,602.71
DOC COMMAND CENTER PS	09.275	2646	470,621.00	445,513.05	---	25,107.95
LOCAL SENTENCING INTIAT	09.275	3746	1,710,220.00	1,565,999.82	---	144,220.18
COM SUPERVISION CNT PS	09.280	7319	1,389,987.00	988,504.86	---	401,482.14
COM SUPERVISION CNT E&E	09.280	7320	830,342.00	518,813.23	---	311,528.77
Subtotals			<u>6,905,561,349.00</u>	<u>6,613,920,356.97</u>	<u>106,532,910.59</u>	<u>185,108,081.44</u>
Appropriated Transfers Out To:						
Fourth State Building Bond and Interest - Series A 2002 Fund (0202)	01.015	T001	8,702,682.00	4,795,152.05	---	3,907,529.95
Fourth State Building Bond and Interest - Series A 1996 Fund (0241)	01.015	T001	4,073,438.00	---	---	4,073,438.00
Fourth State Building Bond and Interest - Series A 1998 Fund (0242)	01.015	T001	3,459,394.00	---	---	3,459,394.00

Water Pollution Control Bond and Interest - Series B 2002 Fund (0200)	01.025	T002	16,417,794.00	11,068,601.29	---	5,349,192.71
Water Pollution Control Bond and Interest- Series A 2003 Fund (0203)	01.025	T002	11,025,700.00	---	---	11,025,700.00
Water Pollution Control Bond and Interest - Series A 2002 Fund (0231)	01.025	T002	1,002,235.00	980,824.67	---	21,410.33
Water Pollution Control Bond and Interest - Series A 1996 Fund (0236)	01.025	T002	1,139,532.00	---	---	1,139,532.00
Water Pollution Control Bond and Interest - Series A 1998 Fund (0237)	01.025	T002	2,422,544.00	---	---	2,422,544.00
Water Pollution Control Bond and Interest - Series A 1999 Fund (0238)	01.025	T002	1,463,107.00	---	---	1,463,107.00
Water Pollution Control Bond and Interest - Series A 2001 Fund (0244)	01.025	T002	1,436,488.00	---	---	1,436,488.00
Stormwater Control Bond and Interest - Series A 2005 Fund (0219)	01.040	T003	1,463,107.00	18,650.96	---	1,444,456.04
Stormwater Control Bond and Interest - Series A 2002 Fund (0239)	01.040	T003	1,002,338.00	985,004.30	---	17,333.70
Stormwater Control Bond and Interest - Series A 2001 Fund (0245)	01.040	T003	718,083.00	705,501.32	---	12,581.68
Third State Building Bond Interest and Sinking - Series A 2002 Fund (0201)	01.050	T004	34,185,225.00	33,585,657.65	---	599,567.35
Third State Building Bond Interest and Sinking - Series A 2003 Fund (0204)	01.050	T004	16,324,063.00	16,057,037.32	---	267,025.68
State School Moneys Fund (0616)	02.305	T005	1,922,627,493.00	1,922,627,493.00	---	---
Outstanding Schools Trust Fund (0287)	02.315	T008	435,800,000.00	435,800,000.00	---	---
Academic Scholarship Fund (0840)	03.040	T010	15,987,000.00	15,987,000.00	---	---
Student Grant Fund (0839)	03.050	T011	15,578,436.00	15,578,436.00	---	---
Missouri College Guarantee Fund (0858)	03.060	T015	425,000.00	425,000.00	---	---
Advantage Missouri Trust Fund (0856)	03.070	T016	105,000.00	---	---	105,000.00
Marguerite Ross Barnett Scholarship Fund (0131)	03.090	T017	425,000.00	425,000.00	---	---
Treasurer's Information Fund (0255)	05.365	T050	34,988.00	19,792.00	---	15,196.00
Facilities Maintenance Reserve Fund (0124)	18.075	T094	20,000,000.00	20,000,000.00	---	---
Facilities Maintenance Reserve Fund (0124)	18.075	T106	60,686,755.00	---	60,686,755.00	---
State Elections Subsidy Fund (0686)	12.081	T107	4,284,000.00	4,284,000.00	---	---
Election Admin Improvement Fund (0157)	12.083	T114	4,254,174.00	4,254,173.19	---	0.81
Mental Health Trust Fund (0926)	10.320	T118	773,900.00	773,900.00	---	---
Medicaid Managed Care Organization Reimbursement Allowance Fund (0160)	11.482	T177	21,400,000.00	16,062,566.00	---	5,337,434.00
General Revenue Fund (0101)	11.483	T179	21,400,000.00	16,062,566.00	---	5,337,434.00
Debt Offset Escrow Fund (0753)	04.105	T270	11,512,884.00	11,083,469.01	---	429,414.99
State Transportation Fund (0675)	04.260	T276	3,765,589.00	3,765,589.00	---	---
Missouri Military Family Relief Fund (0719)	04.135	T278	10,000.00	9,521.00	---	479.00
Childhood Lead Testing Fund (0899)	04.135	T279	16,000.00	12,089.58	---	3,910.42
State Facility Maintenance and Operation Fund (0501)	05.140	T281	19,158,311.00	19,158,311.00	---	---

STATE OF MISSOURI
SUMMARY OF APPROPRIATION ACTIVITY
GENERAL FUND - GENERAL REVENUE FUNDS
FOR THE APPROPRIATION YEAR 2006

	H.B. No.	Appr. No.	Appropriations	Expenditures and Transfers Out	Biennial Rollovers to 2007	Lapse of Appropriations
General Revenue Fund (0101)	05.150	T283	96,557.00	96,557.00	---	---
General Revenue Fund (0101)	05.560	T285	134,095.00	80,413.78	---	53,681.22
State Legal Expense Fund (0692)	05.570	T286	10,190,000.00	10,048,377.22	---	141,622.78
Social Security Contributions Fund (0702)	05.450	T291	73,835,100.00	73,583,309.84	---	251,790.16
Social Security Contributions Fund (0702)	05.450	T293	1,645,100.00	648,368.46	---	996,731.54
State Retirement Contributions Fund (0701)	05.470	T295	154,316,394.16	147,146,407.21	---	7,169,986.95
Social Security Contributions Fund (0702)	05.470	T295	14.84	14.15	---	0.69
State Retirement Contributions Fund (0701)	05.470	T297	2,639,142.00	1,171,712.89	---	1,467,429.11
Missouri State Employees' Deferred Compensation Incentive Plan Administration Fund (0706)	05.490	T298	5,593,563.00	5,574,842.97	---	18,720.03
Missouri State Employees' Deferred Compensation Incentive Plan Administration Fund (0706)	05.490	T300	181,565.00	62,353.64	---	119,211.36
Missouri Consolidated Health Care Plan Benefit Fund (0765)	05.520	T302	213,806,763.00	213,048,914.42	---	757,848.58
Missouri Consolidated Health Care Plan Benefit Fund (0765)	05.520	T304	4,377,411.00	1,883,093.00	---	2,494,318.00
Missouri Water Development Fund (0174)	05.385	T305	550,000.00	511,233.00	---	38,767.00
Missouri Supplemental Tax Increment Financing Fund (0848)	07.060	T352	3,349,671.00	1,951,623.91	---	1,398,047.09
Missouri Technology Investment Fund (0172)	07.025	T354	2,620,117.00	2,531,812.00	---	88,305.00
Missouri Job Development Fund (0600)	07.035	T355	7,583,939.00	7,356,421.00	---	227,518.00
Missouri Arts Council Trust Fund (0262)	07.085	T357	600,000.00	582,000.00	---	18,000.00
Missouri Humanities Council Trust Fund (0177)	07.090	T358	100,000.00	97,000.00	---	3,000.00
Division of Tourism Supplemental Revenue Fund (0274)	07.125	T359	14,231,882.00	13,804,926.00	---	426,956.00
Federal Reimbursement Allowance Fund (0142)	11.520	T412	368,253,150.00	367,028,376.62	---	1,224,773.38
General Revenue Fund (0101)	11.525	T413	368,253,150.00	367,028,376.62	---	1,224,773.38
Nursing Facility Federal Reimbursement Allowance Fund (0196)	11.530	T414	122,570,450.00	122,570,437.49	---	12.51
General Revenue Fund (0101)	11.535	T415	122,570,450.00	122,570,437.49	---	12.51
Nursing Facility Quality of Care Fund (0271)	11.540	T416	1,500,000.00	1,500,000.00	---	---
Library Networking Fund (0822)	12.130	T417	100,000.00	---	---	100,000.00
Abandoned Fund Account Fund (0863)	12.175	T418	5,216,574.00	5,216,573.14	---	0.86
Missouri Investment Trust Fund (9998)	12.190	T419	1,000,000.00	---	---	1,000,000.00
Attorney General's Court Costs Fund (0603)	12.240	T423	165,600.00	165,600.00	---	---
Attorney General's Antitrust Fund (0666)	12.250	T424	69,000.00	69,000.00	---	---

State Facility Maintenance and Operation Fund (0501)	13.140	T426	1.00	---	---	1.00
Historic Preservation Revolving Fund (0430)	06.220	T464	100,000.00	97,000.00	---	3,000.00
Office of Administration Revolving Administrative Trust Fund (0505)	05.110	T466	1,600,736.00	1,564,323.00	---	36,413.00
General Revenue Fund (0101)	05.115	T468	1,449.00	1,449.00	---	---
Missouri Public Broadcasting Corporation Special Fund (0887)	05.420	T469	100,000.00	97,000.00	---	3,000.00
Labor and Industrial Relations Administrative Fund (0122)	07.810	T470	677,330.00	677,330.00	---	---
Utilicare Stabilization Fund (0134)	15.005	T482	6,079,746.00	6,079,746.00	---	---
Judiciary Education and Training Fund (0847)	12.320	T524	1,395,363.00	1,395,363.00	---	---
Elderly Home-Delivered Meals Trust Fund (0296)	04.135	T526	88,410.00	61,743.74	---	26,666.26
Veterans Trust Fund (0579)	04.135	T527	62,007.00	60,162.47	---	1,844.53
Children's Trust Fund (0694)	04.135	T528	162,460.00	108,053.05	---	54,406.95
National Guard Trust Fund (0900)	04.135	T529	33,347.00	28,185.23	---	5,161.77
General Revenue Fund (0101)	05.310	T538	325,000,000.00	325,000,000.00	---	---
Budget Reserve Fund (0100)	05.315	T539	325,000,000.00	325,000,000.00	---	---
Water and Wastewater Loan Fund (0649)	05.330	T540	7,826.00	7,824.51	---	1.49
General Revenue Fund (0101)	12.200	T548	1.00	---	---	1.00
Budget Reserve Fund (0100)	05.320	T550	5,669,274.00	5,669,273.97	---	0.03
Facilities Maintenance Reserve Fund (0124)	05.305	T554	3,519,322.00	3,519,322.00	---	---
Economic Development - Community Development Block Grant (Administration) Fund (0123)	05.310	T566	671.98	361.00	---	310.98
Mental Health Intergovernmental Transfrer Fund (0147)	05.310	T566	19,815,244.45	10,645,148.00	---	9,170,096.45
Public Safety Fund (0152)	05.310	T566	46,535.86	25,000.00	---	21,535.86
Healthy Families Trust Fund - Health Care Treatment and Access Account Fund (0640)	05.310	T566	55,137,547.71	29,621,000.00	---	25,516,547.71
Missouri Qualified Fuel Ethanol Producer Fund (0571)	06.020	T569	7,967,800.00	7,967,800.00	---	---
Budget Reserve Fund (0100)	05.325	T571	11,764,049.00	11,764,049.00	---	---
Budget Reserve Fund (0100)	05.325	T572	1.00	---	---	1.00
Pharmacy Reimbursement Allowance Fund (0144)	11.445	T634	30,000,000.00	22,165,998.15	---	7,834,001.85
General Revenue Fund (0101)	11.450	T635	30,000,000.00	22,165,998.15	---	7,834,001.85
General Revenue Fund (0101)	05.360	T649	2,027,294.00	1,993,967.00	---	33,327.00
General Revenue Fund (0101)	05.360	T658	140,067.00	140,067.00	---	---
General Revenue Fund (0101)	05.360	T659	27,361.00	27,361.00	---	---
General Revenue Fund (0101)	05.360	T661	78,791.00	76,646.00	---	2,145.00
General Revenue Fund (0101)	05.360	T662	197.00	185.00	---	12.00
General Revenue Fund (0101)	05.360	T663	1,570.00	1,478.00	---	92.00
General Revenue Fund (0101)	05.360	T761	1,361.00	1,360.00	---	1.00
General Revenue Fund (0101)	05.360	T795	3,637.00	3,622.00	---	15.00

**STATE OF MISSOURI
SUMMARY OF APPROPRIATION ACTIVITY
GENERAL FUND - GENERAL REVENUE FUNDS
FOR THE APPROPRIATION YEAR 2006**

	H.B. No.	Appr. No.	Appropriations	Expenditures and Transfers Out	Biennial Rollovers to 2007	Lapse of Appropriations
General Revenue Fund (0101)	05.360	T811	38,074.00	37,947.00	---	127.00
General Revenue Fund (0101)	05.360	T815	40,893.00	40,892.00	---	1.00
Drug Court Resources Fund (0733)	12.355	T884	2,196,500.00	2,196,500.00	---	---
State Property Preservation Fund (0128)	05.165	T945	1.00	---	---	1.00
Single-Purpose Animal Facilities Loan Guarantee Fund (0409)	06.055	T959	1.00	---	---	1.00
Agricultural Product Utilization and Business Development Loan Guarantee Fund (0411)	06.065	T960	1.00	---	---	1.00
Workers Memorial Fund (0895)	04.135	T976	9,000.00	6,224.81	---	2,775.19
Missouri Supplemental Tax Increment Financing Fund (0848)	07.060	T981	1.00	---	---	1.00
Amer Cancer Society, Heartland Division Inc. Fund (0700)	04.135	T990	9,000.00	6,875.75	---	2,124.25
Als Lou Gehrig's Disease Fund (0703)	04.135	T991	3,000.00	2,786.86	---	213.14
American Lung Association of Missouri Fund (0704)	04.135	T992	1,000.00	895.91	---	104.09
Muscular Dystrophy Association Fund (0707)	04.135	T993	2,000.00	1,093.99	---	906.01
Arthritis Foundation Fund (0708)	04.135	T994	1,000.00	703.74	---	296.26
National Multiple Sclerosis Society Fund (0709)	04.135	T995	6,000.00	2,884.54	---	3,115.46
American Diabetes Association Gateway Area Fund (0713)	04.135	T996	6,000.00	3,821.48	---	2,178.52
American Heart Association Fund (0714)	04.135	T997	6,000.00	3,237.59	---	2,762.41
March of Dimes Fund (0716)	04.135	T998	3,000.00	2,135.99	---	864.01
Subtotals			<u>4,977,460,819.00</u>	<u>4,799,126,333.12</u>	<u>60,686,755.00</u>	<u>117,647,730.88</u>
Totals			<u>\$ 11,883,022,168.00</u>	<u>\$ 11,413,046,690.09</u>	<u>\$ 167,219,665.59</u>	<u>\$ 302,755,812.32</u>

(THIS PAGE INTENTIONALLY LEFT BLANK)

**STATE OF MISSOURI
SUMMARY OF APPROPRIATION ACTIVITY
GENERAL FUND - FEDERAL FUNDS
FOR THE APPROPRIATION YEAR 2006**

	H.B. No.	Appr. No.	Appropriations	Expenditures and Transfers Out	Biennial Rollovers to 2007	Lapse of Appropriations
<u>JUDICIARY</u>						
Judiciary Fund (0137)						
JUDICIARY LEASING	13.130	6084	\$ 29,092.00	\$ 28,512.00	\$ ---	\$ 580.00
<u>Judicial Proceedings and Review</u>						
Judiciary Fund (0137)						
JUD PROCEED & REVIEW PS	12.300	6755	439,600.00	176,905.60	---	262,694.40
<u>Office of State Court Administrator</u>						
Judiciary Fund (0137)						
COURT IMPROVE PROJ E&E	12.310	0734	7,239,278.00	5,069,579.84	---	2,169,698.16
JUDICIAL TRNG & ED E&E	12.325	6915	225,000.00	105,664.30	---	119,335.70
COURT IMPROVE PROJ PS	12.310	8378	1,966,677.00	1,341,784.30	---	624,892.70
<u>Circuit Courts</u>						
Third Party Liability Collections Fund (0120)						
CIRCUIT PERSONNEL PS	12.345	3754	228,873.00	150,696.77	---	78,176.23
CIRCUIT PERSONNEL E&E	12.345	3805	128,039.00	105,832.34	---	22,206.66
Judiciary Fund (0137)						
CIRCUIT PERSONNEL PS	12.345	0950	1,325,375.00	489,791.54	---	835,583.46
CIRCUIT PERSONNEL E&E	12.345	2003	308,805.00	---	---	308,805.00
<u>Drug Court Coord Commission</u>						
Judiciary Fund (0137)						
DRUG COURTS E&E	12.360	6094	1,125,000.00	1,059,093.37	---	65,906.63
<u>Other Programs</u>						
Judiciary Fund (0137)						
SENTENCING COMMISSION PS	12.375	7084	99,393.00	58,904.84	---	40,488.16
SENTENCING COMMISSION E&E	12.375	7085	152,360.00	83,688.30	---	68,671.70
<u>Public Defender</u>						
Office of the State Public Defender Fund (0112)						
GRANTS	12.400	4006	125,000.00	---	---	125,000.00

EXECUTIVE**Elections**

Election Admin Improvement Fund (0157)							
FED ELECTION REFORM	12.080	6684	62,719,963.00	24,649,863.00	---	---	38,070,100.00
STATE MATCH	12.080	7013	4,411,630.00	603.08	---	---	4,411,026.92
Election Improv Revolving Loan Fund (0158)							
FED ELECTION REFORM	12.080	6810	396,220.00	327,551.48	---	---	68,668.52

Record Services

Secretary of State Records Fund (0150)							
REGRANT PROGRAM	12.085	6896	42,000.00	18,823.64	---	---	23,176.36
National Endowment for the Humanities Save America's Treasures Fund (0151)							
DOC PRESERVATION GRANTS	12.090	5932	66,172.00	66,172.00	---	---	---

Library Services

Secretary of State Fund (0195)							
SEC OF STATE PS	12.040	4193	530,492.00	394,857.56	---	---	135,634.44
SEC OF STATE E&E	12.040	4194	227,574.00	156,543.08	---	---	71,030.92
FED AID PUBLIC LIBRARY	12.120	4199	3,903,067.00	2,467,922.76	---	---	1,435,144.24

State Auditor

State Auditor Fund (0115)							
STATE AUDITOR PS	12.150	4508	437,103.00	154,422.50	---	---	282,680.50
STATE AUDITOR E&E	12.150	4509	30,123.00	9,767.81	---	---	20,355.19

Attorney General

Attorney General Fund (0136)							
OVERTIME	12.215	0602	500.00	---	---	---	500.00
DOMESTIC VIOLENCE	12.220	2885	100,000.00	---	---	---	100,000.00
ATTORNEY GENERAL	13.125	3186	92,600.00	91,763.12	---	---	836.88
MEDICAID FRAUD UNIT PS	12.225	4025	752,139.00	651,427.69	---	---	100,711.31
MEDICAID FRAUD UNIT E&E	12.225	4026	776,170.00	---	---	---	776,170.00
ATTORNEY GENERAL PS	12.210	4057	1,535,812.00	1,076,184.31	---	---	459,627.69
ATTORNEY GENERAL E&E	12.210	4058	533,059.00	368,097.00	---	---	164,962.00

Missouri Office of Prosecution Services

Attorney General Fund (0136)							
OFFICE OF PROS SVS PS	12.230	2019	126,848.00	44,687.57	---	---	82,160.43
OFFICE OF PROS SVS E&E	12.230	2318	930,900.00	235,307.18	---	---	695,592.82

**STATE OF MISSOURI
SUMMARY OF APPROPRIATION ACTIVITY
GENERAL FUND - FEDERAL FUNDS
FOR THE APPROPRIATION YEAR 2006**

	H.B. No.	Appr. No.	Appropriations	Expenditures and Transfers Out	Biennial Rollovers to 2007	Lapse of Appropriations
<u>OFFICE OF ADMINISTRATION</u>						
Vocational Rehabilitation Fund (0104)						
LEASE/PURCHASE ST LOUIS	13.150	1121	120,905.00	120,903.12	---	1.88
Office of Administration Fund (0135)						
OA IT CONSOLIDATION E&E	05.030	0640	4,382.00	---	---	4,382.00
M&R D&C DISASTER RECOVERY	18.020	0710	1.00	---	1.00	---
OFFICE CHILD ADVOCATE PS	05.190	6323	64,453.00	64,349.30	---	103.70
OFFICE CHILD ADVOCATE E&E	05.190	6324	66,883.00	9,093.36	---	57,789.64
Assistive Technology Fund (0188)						
OFFICE OF ADMINISTRATION	13.030	1109	16,596.00	16,596.00	---	---
ASSISTIVE TECHNOLOGY-PS	05.205	6872	205,073.00	105,684.00	---	99,389.00
ASSISTIVE TECHNOLOGY-EE	05.205	6873	1,039,893.00	993,042.59	---	46,850.41
<u>Commissioner's Office</u>						
Office of Administration Fund (0135)						
INTERGOVT COOPERATION	05.415	5926	250,000.00	---	---	250,000.00
<u>Division of Accounting</u>						
Vocational Rehabilitation Fund (0104)						
UNEMPLOYMENT BENEFITS	05.510	5979	10,000.00	9,032.35	---	967.65
TEACHER RETIREMENT CONTR	05.485	9852	520,000.00	202,872.80	---	317,127.20
Elementary and Secondary Education Fund (0105)						
UNEMPLOYMENT BENEFITS	05.510	5980	15,000.00	6,433.31	---	8,566.69
TEACHER RETIREMENT CONTR	05.485	9857	540,000.00	200,843.48	---	339,156.52
Labor and Industrial Relations - Commission on Human Rights Fund (0117)						
UNEMPLOYMENT BENEFITS	05.510	2306	6,000.00	2,480.00	---	3,520.00
Labor and Industrial Relations Administrative Fund (0122)						
UNEMPLOYMENT BENEFITS	05.510	6145	15,983.00	15,982.86	---	0.14
Corrections Fund (0130)						
UNEMPLOYMENT BENEFITS	05.510	6796	500.00	64.75	---	435.25
Agriculture Fund (0133)						
UNEMPLOYMENT BENEFITS	05.510	1152	13,805.00	7,054.72	---	6,750.28
Office of Administration Fund (0135)						
FLOOD CONTROL	05.375	0132	1,083,175.00	1,083,174.20	---	0.80
NATIONAL FOREST	05.380	0133	3,146,208.00	3,146,207.31	---	0.69

Attorney General Fund (0136)							
UNEMPLOYMENT BENEFITS	05.510	5981	7,844.00	7,843.63	---	0.37	
Judiciary Fund (0137)							
UNEMPLOYMENT BENEFITS	05.510	5982	1,000.00	613.82	---	386.18	
Natural Resources Fund (0140)							
UNEMPLOYMENT BENEFITS	05.510	6336	5,007.00	2,341.24	---	2,665.76	
Health Fund (0143)							
UNEMPLOYMENT BENEFITS	05.510	5983	130,000.00	107,972.69	---	22,027.31	
State Emergency Management Fund (0145)							
UNEMPLOYMENT BENEFITS	05.510	2321	6,000.00	5,569.00	---	431.00	
Mental Health Fund (0148)							
UNEMPLOYMENT BENEFITS	05.510	5984	40,000.00	39,605.84	---	394.16	
Public Safety Fund (0152)							
UNEMPLOYMENT BENEFITS	05.510	5985	15,000.00	3,093.06	---	11,906.94	
Homeland Security Fund (0154)							
UNEMPLOYMENT BENEFITS	05.510	6668	6,000.00	---	---	6,000.00	
Job Development and Training Fund (0155)							
UNEMPLOYMENT BENEFITS	05.510	5986	52,166.00	30,926.45	---	21,239.55	
Adjutant General Fund (0190)							
UNEMPLOYMENT BENEFITS	05.510	5987	50,000.00	12,798.87	---	37,201.13	
Secretary of State Fund (0195)							
UNEMPLOYMENT BENEFITS	05.510	7428	3,000.00	788.00	---	2,212.00	
Temporary Assistance for Needy Families Fund (0199)							
UNEMPLOYMENT BENEFITS	05.510	5988	5,000.00	---	---	5,000.00	
Social Services and Other Sources Fund (0610)							
UNEMPLOYMENT BENEFITS	05.510	3176	267,700.00	124,007.29	---	143,692.71	
TEACHER RETIREMENT CONTR	05.485	5172	10,000.00	1,772.61	---	8,227.39	
Unemployment Compensation Administration Fund (0948)							
UNEMPLOYMENT BENEFITS	05.510	2242	35,000.00	28,271.62	---	6,728.38	
<u>Division of Budget and Planning</u>							
Office of Administration Fund (0135)							
SPECIALIZED RESEARCH	05.020	3185	50,000.00	---	---	50,000.00	
<u>Division of Information Services</u>							
Office of Administration Fund (0135)							
INFO TECH SRV DIV PS	05.030	7494	159,072.00	---	---	159,072.00	
INFO TECH SRV DIV E&E	05.030	7495	3,856,331.00	619,344.97	---	3,236,986.03	
STATE SECURITY OFCR PS	05.030	7499	119,064.00	---	---	119,064.00	
STATE SECURITY OFCR E&E	05.030	7501	13,500.00	---	---	13,500.00	
JUSTICE INTEGRATION E&E	05.030	7504	7,455,772.00	90,268.72	---	7,365,503.28	
Assistive Technology Fund (0188)							
OA IT CONSOLIDATION E&E	05.030	0612	2,000.00	1,665.00	---	335.00	

**STATE OF MISSOURI
SUMMARY OF APPROPRIATION ACTIVITY
GENERAL FUND - FEDERAL FUNDS
FOR THE APPROPRIATION YEAR 2006**

	H.B. No.	Appr. No.	Appropriations	Expenditures and Transfers Out	Biennial Rollovers to 2007	Lapse of Appropriations
<u>Division of Facilities Management,</u>						
<u>Design and Construction</u>						
Vocational Rehabilitation Fund (0104)						
CONTINGENCY SHORTFALLS	13.145	0915	60,733.00	---	---	60,733.00
Office of Administration Fund (0135)						
LEASE/PURCHASE ST LOUIS	13.150	1001	1.00	---	---	1.00
CONTINGENCY SHORTFALLS	13.145	3138	28,750.00	---	---	28,750.00
Natural Resources Fund (0140)						
DNR RELOCATE GRN BLDG	15.105	0970	69,312.00	4,322.30	64,989.70	---
Health Fund (0143)						
CONTINGENCY SHORTFALLS	13.145	0916	63,840.00	---	---	63,840.00
Social Services and Other Sources Fund (0610)						
CONTINGENCY SHORTFALLS	13.145	0917	49,933.00	---	---	49,933.00
<u>DEPARTMENT OF AGRICULTURE</u>						
Agriculture Fund (0133)						
MDA IT CONSOLIDATION PS	06.010	7534	77,584.00	18,288.71	---	59,295.29
MDA IT CONSOLIDATION E&E	06.010	7535	109,009.00	19,501.66	---	89,507.34
<u>Office of Director</u>						
Agriculture Fund (0133)						
DIRECTOR'S OFFICE PS	06.005	0530	181,660.00	46,878.58	---	134,781.42
DIRECTOR'S OFFICE E&E	06.005	0531	1,149,761.00	13,533.93	---	1,136,227.07
<u>Division of Animal Health</u>						
Agriculture Fund (0133)						
ANIMAL HEALTH ADMIN PS	06.085	0245	624,117.00	453,774.56	---	170,342.44
ELECTRONIC ANIMAL ID SYST	06.085	0552	211,687.00	---	---	211,687.00
ANIMAL HEALTH ADMIN E&E	06.085	8829	795,691.00	549,309.45	---	246,381.55
<u>Division of Grain Inspection and Warehousing</u>						
Agriculture Fund (0133)						
GRAIN REGULATORY SVS PS	06.100	6119	40,248.00	14,314.00	---	25,934.00
GRAIN REGULATORY SVS E&E	06.100	6120	41,180.00	7,141.83	---	34,038.17

Division of Plant Industries

Agriculture Fund (0133)							
PLANT INDUSTRIES PRGM PS	06.110	0255	365,703.00	341,614.84	---	24,088.16	
PLANT INDUSTRIES PRGM E&E	06.110	0259	493,271.00	350,226.94	---	143,044.06	
GYPSY MOTH CNTRL PRGM	06.115	1825	100,000.00	20,226.59	---	79,773.41	

Division of Weights and Measures

Agriculture Fund (0133)							
WEIGHTS & MEASURES E&E	06.125	2572	766,526.00	---	---	766,526.00	
WEIGHTS & MEASURES PS	06.125	6662	65,160.00	---	---	65,160.00	

Agric Business Development Division

Agriculture Fund (0133)							
AGRI BUSINESS DEV PS	06.035	5279	31,704.00	1,084.92	---	30,619.08	
AGRI BUSINESS DEV E&E	06.035	5280	200,108.00	5,250.00	---	194,858.00	

Market Info and Outreach Division

Agriculture Fund (0133)							
AG AWARENESS PRGM	06.035	4375	98,744.00	8,966.19	---	89,777.81	
MARKET INFO/OUTREACH PS	06.035	6053	47,456.00	15,717.58	---	31,738.42	

DEPARTMENT OF INSURANCE

MDI Fund (0192)							
HEALTH INSUR COUNSELING	07.720	0794	600,000.00	558,593.90	---	41,406.10	

DEPARTMENT OF ECONOMIC DEVELOPMENT

Economic Development - Community Development Block Grant (Administration) Fund (0123)							
DED IT CONSOLIDATION E&E	07.010	7581	25,029.00	7,663.05	---	17,365.95	
Economic Development Fund (0129)							
DED IT CONSOLIDATION E&E	07.010	7583	1.00	---	---	1.00	
Economic Development - Missouri Council on the Arts Fund (0138)							
DED IT CONSOLIDATION E&E	07.010	7585	4,000.00	2,344.00	---	1,656.00	
Job Development and Training Fund (0155)							
DED LEASING	13.055	1980	1,710,387.00	1,555,513.04	---	154,873.96	
DED IT CONSOLIDATION PS	07.010	7587	950,842.00	797,905.77	---	152,936.23	
DED IT CONSOLIDATION E&E	07.010	7589	2,116,743.00	529,938.96	---	1,586,804.04	
Community Service Commission Fund (0197)							
DED IT CONSOLIDATION E&E	07.010	7591	6,023.00	4,963.46	---	1,059.54	

**STATE OF MISSOURI
SUMMARY OF APPROPRIATION ACTIVITY
GENERAL FUND - FEDERAL FUNDS
FOR THE APPROPRIATION YEAR 2006**

	H.B. No.	Appr. No.	Appropriations	Expenditures and Transfers Out	Biennial Rollovers to 2007	Lapse of Appropriations
<u>Administrative Services</u>						
Economic Development - Community Development Block Grant (Administration) Fund (0123)						
ADMINISTRATIVE SVS PS	07.005	1018	41,900.00	34,416.00	---	7,484.00
ADMINISTRATIVE SVS E&E	07.005	2275	4,999.00	611.75	---	4,387.25
Economic Development Fund (0129)						
ADMINISTRATIVE SVS E&E	07.005	2276	4,117.00	---	---	4,117.00
Job Development and Training Fund (0155)						
ADMINISTRATIVE SVS PS	07.005	1019	2,856,791.00	2,297,100.38	---	559,690.62
ADMINISTRATIVE SVS E&E	07.005	2172	692,773.00	485,547.43	---	207,225.57
<u>Economic Development Agencies</u>						
Economic Development - Community Development Block Grant (Pass-through) Fund (0118)						
COMMUNITY DEV PRGM GRANTS	07.050	8310	28,000,000.00	27,309,665.14	---	690,334.86
Economic Development - Community Development Block Grant (Administration) Fund (0123)						
COMMUNITY DEV PRGM E&E	07.050	2182	388,005.00	115,672.77	---	272,332.23
COMMUNITY DEV PRGM PS	07.050	3639	571,133.00	477,969.96	---	93,163.04
BUSINESS PS	07.020	6250	68,343.00	49,009.20	---	19,333.80
BUSINESS E&E	07.020	6251	5,924.00	2,512.04	---	3,411.96
Economic Development Fund (0129)						
BUSINESS PS	07.020	6249	151,541.00	---	---	151,541.00
Economic Development - Missouri Council on the Arts Fund (0138)						
MO ARTS COUNCIL E&E	07.080	2188	695,021.00	267,377.42	---	427,643.58
MO ARTS COUNCIL PS	07.080	4357	265,727.00	221,923.07	---	43,803.93
Economic Development - Management Information Systems Fund (0141)						
MO MANF EXT PARTNERSHIP	07.020	3624	2,200,000.00	---	---	2,200,000.00
Job Development and Training Fund (0155)						
WORKFORCE DEVELOPMENT PS	07.095	0584	19,393,362.00	15,555,003.69	---	3,838,358.31
JOB TRAINING	07.100	0585	90,059,215.00	75,154,553.35	---	14,904,661.65
TAA & JTPA PROGRAMS	07.100	0594	7,000,000.00	3,814,232.10	---	3,185,767.90
WORKFORCE DEVELOPMENT E&E	07.095	2190	4,130,899.00	4,093,728.73	---	37,170.27
WOMEN'S COUNCIL ADMIN PS	07.105	7040	50,000.00	45,185.04	---	4,814.96
WOMEN'S COUNCIL ADMIN E&E	07.105	7041	16,502.00	16,473.87	---	28.13
Community Service Commission Fund (0197)						
MO COMMUNITY SVS COMM	07.050	2184	3,162,725.00	2,425,300.46	---	737,424.54
MO COMMUNITY SVS COMM PS	07.050	3642	170,541.00	149,201.81	---	21,339.19

**DEPARTMENT OF ELEMENTARY AND
SECONDARY EDUCATION**

Vocational Rehabilitation Fund (0104)

DESE IT CONSOLIDATION PS	02.015	0023	629,670.00	543,288.00	---	86,382.00
DESE IT CONSOLIDATION E&E	02.015	0024	268,444.00	169,384.72	---	99,059.28
DESE LEASING	13.005	1035	2,477,754.00	2,353,672.19	---	124,081.81

Elementary and Secondary Education
Fund (0105)

DESE IT CONSOLIDATION PS	02.015	0026	664,702.00	637,410.96	---	27,291.04
DESE IT CONSOLIDATION E&E	02.015	0029	547,856.00	317,277.93	---	230,578.07
COMPUTER INFO SYSTEM	02.005	0908	1,500,000.00	---	---	1,500,000.00
FED GRANTS & DONATIONS	02.060	4206	15,000,000.00	5,498,655.33	---	9,501,344.67
TITLE V IASA	02.085	4600	11,000,000.00	4,736,105.85	---	6,263,894.15

Administration

Vocational Rehabilitation Fund (0104)

FIELD SUPPORT SVS E&E	02.195	2317	4,186,363.00	3,014,369.10	---	1,171,993.90
-----------------------	--------	------	--------------	--------------	-----	--------------

Elementary and Secondary Education
Fund (0105)

SCHOOL FOOD SERVICES	02.035	0496	174,154,650.00	171,093,942.68	---	3,060,707.32
DIV OF GENERAL ADMIN PS	02.005	0538	900,851.00	719,540.56	---	181,310.44
DIV OF GENERAL ADMIN E&E	02.005	2296	730,353.00	389,366.57	---	340,986.43
SCHOOL IMPROVEMENT E&E	02.065	4959	4,721,520.00	4,687,727.14	---	33,792.86
CAREER EDUCATION E&E	02.065	4971	896,639.00	664,863.96	---	231,775.04
SPECIAL EDUCATION E&E	02.065	4977	565,172.00	268,430.00	---	296,742.00

Division of School Improvement

Elementary and Secondary Education
Fund (0105)

CHARTER SCHOOLS	02.140	0047	2,432,000.00	59,999.00	---	2,372,001.00
TITLE I IASA	02.075	0500	198,000,000.00	195,475,012.28	---	2,524,987.72
EARLY CHILDHOOD PROGRAM	02.100	0947	824,000.00	330,696.00	---	493,304.00
COMPREHENSIVE SCHOOL REF	02.150	1805	8,000,000.00	3,561,785.00	---	4,438,215.00
TECHNOLOGY	02.070	2800	12,722,366.00	6,603,801.00	---	6,118,565.00
FEDERAL REFUGEES	02.165	3033	800,000.00	509,875.86	---	290,124.14
SCHOOL IMPROVEMENT PS	02.065	4958	2,562,626.00	2,378,455.45	---	184,170.55
TITLE I READING FIRST	02.080	5631	29,908,815.00	16,934,980.88	---	12,973,834.12
PERFORM BASED ASSESSMENT	02.115	5632	7,184,722.00	7,184,717.68	---	4.32
RURAL/LOW INC SCHL GRANTS	02.155	5875	3,600,000.00	2,719,478.00	---	880,522.00
LANGUAGE ACQUISITION	02.160	5876	6,600,000.00	4,643,131.23	---	1,956,868.77
SCHOOLS WITH DISTINCTION	02.185	6096	13,000.00	4,797.99	---	8,202.01
AP/DUAL CREDIT	02.120	6102	407,250.00	17,490.00	---	389,760.00
CHARACTER ED INITIATIVES	02.170	6165	600,000.00	530,639.77	---	69,360.23
TITLE II IMP TEACHER QLTY	02.125	6218	74,348,890.00	49,358,562.70	---	24,990,327.30
HEAD START COLLABORATION	02.105	7325	300,000.00	283,919.88	---	16,080.12
SAFE & DRUG FREE SCHOOLS	02.130	8309	9,600,000.00	6,242,289.10	---	3,357,710.90

**STATE OF MISSOURI
SUMMARY OF APPROPRIATION ACTIVITY
GENERAL FUND - FEDERAL FUNDS
FOR THE APPROPRIATION YEAR 2006**

	H.B. No.	Appr. No.	Appropriations	Expenditures and Transfers Out	Biennial Rollovers to 2007	Lapse of Appropriations
<u>Division of Career Education</u>						
Elementary and Secondary Education Fund (0105)						
CHILD CARE DEV TRAINING	02.100	0027	400,000.00	231,982.42	---	168,017.58
VOC ED-DISTRIBUTIONS	02.220	0513	27,000,000.00	25,238,162.35	---	1,761,837.65
WORKFORCE INVESTMENT ACT	02.225	0515	9,000,000.00	6,943,568.55	---	2,056,431.45
AFTER SCHOOL PROGRAMMING	02.235	0948	17,408,383.00	15,470,999.64	---	1,937,383.36
TROOPS TO TEACHERS E&E	02.240	2435	153,610.00	83,265.06	---	70,344.94
CAREER EDUCATION PS	02.065	4970	1,983,609.00	1,771,171.62	---	212,437.38
ADULT ED & LITERACY	02.230	9428	12,000,000.00	9,308,350.17	---	2,691,649.83
<u>Division of Special Education</u>						
Elementary and Secondary Education Fund (0105)						
BOARD OPERATED PS	02.025	0020	1,606,500.00	620,563.83	---	985,936.17
SPECIAL EDUCATION-GRANT	02.245	2265	226,815,211.00	225,444,492.12	---	1,370,718.88
BOARD OPERATED E&E	02.025	2301	2,507,881.00	911,599.23	---	1,596,281.77
FIRST STEPS	02.255	4580	12,506,837.00	7,824,086.73	---	4,682,750.27
SPECIAL EDUCATION PS	02.065	4976	1,688,545.00	1,477,024.24	---	211,520.76
COMM FOR THE DEAF E&E	02.300	9921	47,000.00	---	---	47,000.00
<u>Division of Teacher Quality and Urban</u>						
Elementary and Secondary Education Fund (0105)						
TEACHER QUALITY/URBAN PS	02.065	4982	36,207.00	---	---	36,207.00
TEACHER QUALITY/URBAN E&E	02.065	4983	209,800.00	9,159.36	---	200,640.64
EDUCATION LEADERSHIP	02.190	5219	300,000.00	204,450.37	---	95,549.63
GOLD STAR SCHOOLS	02.175	6095	15,000.00	9,939.94	---	5,060.06
TRANSITION TO TEACHING	02.190	6166	1,000,000.00	690,176.03	---	309,823.97
NAT BD CERT SUPP GRANT	02.180	7327	10,000.00	4,061.89	---	5,938.11
<u>Division of Vocational Rehabilitation</u>						
Vocational Rehabilitation Fund (0104)						
VOCATIONAL REHAB GRANT	02.200	0507	39,061,770.00	31,374,271.29	---	7,687,498.71
DISABILITY DETERMIN GRANT	02.205	0512	16,000,000.00	11,871,545.81	---	4,128,454.19
FIELD SUPPORT SVS PS	02.195	0523	23,789,279.00	19,753,824.01	---	4,035,454.99
VOC REHAB GRANT FROM DMH	02.200	1294	1,000,000.00	999,998.85	---	1.15
INDEPENDENT LIVING CNTRS	02.210	2808	1,592,546.00	1,576,717.65	---	15,828.35
PROJECT SUCCESS	02.215	5607	500,000.00	470,054.00	---	29,946.00

DEPARTMENT OF HIGHER EDUCATION

Higher Education Fund (0116)
DHE IT CONSOLIDATION E&E 03.010 0131 15,613.00 --- --- 15,613.00

Higher Education Administration

Higher Education Fund (0116)
GEAR UP PROGRAM PS 03.100 0441 219,160.00 130,681.28 --- 88,478.72
GEAR UP PROGRAM E&E 03.100 0447 538,867.00 37,322.01 --- 501,544.99
GEAR UP PROGRAM 03.100 0450 697,572.00 537,785.00 --- 159,787.00
EISENHOWER GRANT PS 03.030 0795 58,025.00 39,903.48 --- 18,121.52
EISENHOWER GRANT E&E 03.030 0796 20,400.00 15,997.85 --- 4,402.15
COORDINATION ADMIN EE 03.005 1064 80,000.00 10,110.03 --- 69,889.97
COORDINATION ADMIN PS 03.005 1110 145,000.00 144,815.06 --- 184.94
EISENHOWER GRANT 03.030 1305 1,698,000.00 1,052,538.08 --- 645,461.92
FED GRANTS/DONATIONS E&E 03.035 5316 1,938,400.00 38,446.69 --- 1,899,953.31
FED GRANTS/DONATIONS PS 03.035 6228 60,600.00 59,685.45 --- 914.55
FED GRANTS/DONATIONS 03.035 6229 1,000.00 --- --- 1,000.00

DEPARTMENT OF HEALTH AND SENIOR SERVICES

Health Fund (0143)
DHSS IT CONSOLIDATION PS 10.605 0141 3,908,562.00 3,896,700.31 --- 11,861.69
DHSS IT CONSOLIDATION E&E 10.605 0144 7,011,252.00 5,744,704.94 --- 1,266,547.06
FEDERAL GRANTS E&E 10.640 2123 4,983,445.00 2,042,980.17 --- 2,940,464.83
FEDERAL GRANTS PS 10.640 3946 720,000.00 --- --- 720,000.00
HEALTH LEASING 13.100 4182 1,630,591.00 1,582,486.64 --- 48,104.36
OFC OF MINORITY HLTH PS 10.660 7146 115,640.00 20,478.65 --- 95,161.35
OFC OF MINORITY HLTH E&E 10.660 7147 109,409.00 26,426.25 --- 82,982.75
MINORITY HLTH & AGING PRG 10.660 7149 45,045.00 --- --- 45,045.00
OVERTIME 10.630 7309 33,037.00 --- --- 33,037.00

Office of the Director

Health Fund (0143)
DIRECTOR'S OFFICE PS 10.600 8445 1,640,514.00 1,588,305.79 --- 52,208.21
DIRECTOR'S OFFICE E&E 10.600 8446 578,442.00 242,673.69 --- 335,768.31

Center Emergency Response/Terrorism

Health Fund (0143)
CTR ER RESP/TERRORISM E&E 10.665 5641 24,884,069.00 16,998,820.41 --- 7,885,248.59
CTR ER RESP/TERRORISM PS 10.665 5903 2,880,547.00 2,819,327.24 --- 61,219.76

State Public Health Lab

Health Fund (0143)
PUBLIC HEALTH LAB PS 10.610 4174 859,967.00 457,194.36 --- 402,772.64
PUBLIC HEALTH LAB E&E 10.610 4175 1,448,117.00 1,423,399.97 --- 24,717.03

**STATE OF MISSOURI
SUMMARY OF APPROPRIATION ACTIVITY
GENERAL FUND - FEDERAL FUNDS
FOR THE APPROPRIATION YEAR 2006**

	H.B. No.	Appr. No.	Appropriations	Expenditures and Transfers Out	Biennial Rollovers to 2007	Lapse of Appropriations
<u>Center for Health Information Management and Evaluation</u>						
Health Fund (0143)						
CTR FOR HLT INFO&EVAL PS	10.645	3919	838,466.00	670,370.64	---	168,095.36
CTR FOR HLT INFO&EVAL E&E	10.645	3920	958,528.00	230,862.67	---	727,665.33
<u>Center Local Public Health Services</u>						
Health Fund (0143)						
LOCAL PUBLIC HLT SVS PS	10.650	0163	90,961.00	48,575.48	---	42,385.52
LOCAL PUBLIC HLT SVS E&E	10.650	0165	9,542.00	---	---	9,542.00
<u>Administration</u>						
Health Fund (0143)						
ADMIN SHARED EXPENSES E&E	10.615	6806	117,501.00	71,152.50	---	46,348.50
DIVISION OF ADMIN PS	10.615	7695	2,210,471.00	2,033,578.27	---	176,892.73
DIVISION OF ADMIN E&E	10.615	7696	3,845,561.00	2,465,856.80	---	1,379,704.20
<u>Environmental Health and Communicable Disease Prevention</u>						
Health Fund (0143)						
MEDICATIONS	10.675	1493	11,213,055.00	11,018,265.97	---	194,789.03
ENV HLT COM DIS PROG	10.675	6813	12,711,930.00	8,902,105.88	---	3,809,824.12
ENVIRONMENTAL HLT SVC PS	10.670	7702	4,787,790.00	3,891,112.89	---	896,677.11
ENVIRONMENTAL HLT SVC E&E	10.670	7703	1,414,310.00	1,379,472.80	---	34,837.20
<u>Division of Community Health</u>						
Health Fund (0143)						
HEAD INJURY SERVICES	10.685	0271	249,600.00	124,104.00	---	125,496.00
SUMMER FOOD SVS PRGM DIST	10.695	1662	7,163,879.00	7,163,879.00	---	---
MEDICAL LOAN PROGRAM	10.690	3934	274,446.00	144,065.64	---	130,380.36
GENETICS PROGRAM	10.685	3975	260,000.00	246,267.11	---	13,732.89
SEXUAL ASSAULT PREVENTION	10.685	4659	889,134.00	683,828.04	---	205,305.96
DIV COMM HLTH SVS PS	10.680	6818	9,668,013.00	8,210,055.31	---	1,457,957.69
DIV COMM HLTH SVS E&E	10.680	6819	1,325,433.00	1,302,247.20	---	23,185.80
COM HLTH SVC PROGRAM	10.685	6827	14,165,169.00	11,094,806.48	---	3,070,362.52
ALTERNATIVES TO ABORTION	10.700	7055	760,000.00	---	---	760,000.00
REFUNDS	10.635	7330	2,040.00	169.79	---	1,870.21

MCH BLOCK	10.685	7720	8,020,819.00	7,425,786.68	---	595,032.32
CHILD W/SPECIAL NEEDS	10.685	7725	716,491.00	713,800.14	---	2,690.86
WIC SUPP FOOD DISTRIBUT	10.695	7730	110,470,273.00	95,596,542.84	---	14,873,730.16
CHILD-ADULT CARE FOOD PRG	10.695	8456	39,256,964.00	38,656,730.45	---	600,233.55

Division of Senior Service and Regulation

Health Fund (0143)

IN HOME SERVICE PRGM	10.720	0663	223,092,075.00	221,150,282.34	---	1,941,792.66
HOME & COMMNTY SVS MEALS	10.725	1085	849,362.00	849,362.00	---	---
CHILD CARE IMPROVE PRGM	10.710	1812	1,403,675.00	914,190.05	---	489,484.95
HOME & COMMUNITY SVS PRGM	10.715	2980	1,667,028.00	1,518,891.39	---	148,136.61
HOME & COMMNTY SVS GRANTS	10.725	2981	35,316,384.00	31,016,242.26	---	4,300,141.74
SN SVC & REGULATION-PS	10.705	6831	19,137,476.00	16,862,923.14	---	2,274,552.86
SN SVC & REGULATION-EE	10.705	6832	2,301,899.00	1,428,963.96	---	872,935.04

Division of Aging Donations Fund (0168)

HOME & COMMUNITY SVS PRGM	10.715	4847	50,000.00	---	---	50,000.00
---------------------------	--------	------	-----------	-----	-----	-----------

DEPARTMENT OF TRANSPORTATION

Multimodal Operations Fund (0126)

FRINGES MULTIMODAL PS	04.245	0102	170,096.00	154,448.14	---	15,647.86
GRANTS-SEC 5303 (8)	04.295	0437	14,471,623.00	5,217,669.08	---	9,253,953.92
GRANTS-SEC 5309 (SEC 3)	04.290	1316	17,000,000.00	6,349,685.26	---	10,650,314.74
HIGH SPEED RAIL STUDY	04.300	1880	1.00	---	---	1.00
SMALL URBANIZED TRAN ASST	04.280	4263	1.00	---	---	1.00
SUPPORT TO MULTIMODAL DIV	04.250	4272	71,500.00	71,500.00	---	---
LOCAL RAIL SERVICE ASSIST	04.300	5306	1.00	---	---	1.00
CI GRANTS SEC 5310 (16)	04.270	8493	5,782,991.00	3,741,457.56	---	2,041,533.44
SMALL URBAN&RURAL TRAN	04.285	8726	13,035,749.00	9,074,301.44	---	3,961,447.56
MULTIMODAL OPS ADMIN PS	04.245	8901	406,928.00	352,337.72	---	54,590.28
MULTIMODAL OPS ADMIN E&E	04.245	8902	400,000.00	240,799.11	---	159,200.89
FEDERAL AVIATION ASSIST	04.335	8905	58,967,823.00	16,957,637.55	---	42,010,185.45

Transportation - Highway Safety Fund (0149)

MAINTENANCE PS	04.215	6309	389,124.00	289,132.18	---	99,991.82
MAINTENANCE E&E	04.215	6310	71,827.00	55,358.12	---	16,468.88
FRINGES MAINTENANCE PS	04.215	6312	40,222.00	24,488.70	---	15,733.30
FRINGES MAINTENANCE E&E	04.215	6313	1,320.00	989.73	---	330.27
HIGHWAY SAFETY GRANTS	04.215	6314	23,554,000.00	23,505,464.27	---	48,535.73
OVERTIME-MAINTENANCE	04.215	7447	6,000.00	2,208.91	---	3,791.09

MCSAP/Division of Transportation Fund (0185)

MOTOR CARRIER SFTY ASSIST	04.215	6315	1,350,000.00	1,215,839.75	---	134,160.25
---------------------------	--------	------	--------------	--------------	-----	------------

**STATE OF MISSOURI
SUMMARY OF APPROPRIATION ACTIVITY
GENERAL FUND - FEDERAL FUNDS
FOR THE APPROPRIATION YEAR 2006**

	H.B. No.	Appr. No.	Appropriations	Expenditures and Transfers Out	Biennial Rollovers to 2007	Lapse of Appropriations
<u>DEPARTMENT OF LABOR AND INDUSTRIAL RELATIONS</u>						
Labor and Industrial Relations - Commission on Human Rights Fund (0117)						
DOLIR IT CONSOLIDATION EE	07.805	0195	6,000.00	---	---	6,000.00
DOLIR OVERTIME	07.905	7348	1,584.00	---	---	1,584.00
Labor and Industrial Relations Administrative Fund (0122)						
DOLIR IT CONSOLIDATION PS	07.805	0196	2,939,385.00	2,758,186.72	---	181,198.28
DOLIR IT CONSOLIDATION EE	07.805	0197	917,335.00	837,579.68	---	79,755.32
DOLIR OVERTIME	07.905	7350	972.00	---	---	972.00
Division of Labor Standards Fund (0186)						
DOLIR IT CONSOLIDATION EE	07.805	0200	47,000.00	3,073.73	---	43,926.27
Unemployment Compensation Administration Fund (0948)						
DOLIR IT CONSOLIDATION PS	07.805	0207	338,064.00	165,828.20	---	172,235.80
DOLIR IT CONSOLIDATION EE	07.805	0209	1,256,066.00	1,125,838.78	---	130,227.22
DOLIR LEASING	13.065	3233	294,455.00	246,006.04	---	48,448.96
DOLIR OVERTIME	07.905	7354	2,844.00	---	---	2,844.00
<u>Director and Staff</u>						
Labor and Industrial Relations Administrative Fund (0122)						
DIRECTOR AND STAFF PS	07.800	1869	3,361,769.00	2,687,364.51	---	674,404.49
DIRECTOR AND STAFF EE	07.800	1870	4,817,665.00	2,243,998.55	---	2,573,666.45
Unemployment Compensation Administration Fund (0948)						
LIFE INSURANCE COSTS	07.800	2671	87,602.00	85,795.26	---	1,806.74
DIRECTOR AND STAFF PS	07.800	5831	56,988.00	---	---	56,988.00
DIRECTOR AND STAFF E&E	07.800	5834	1,544,500.00	885,494.94	---	659,005.06
<u>Division of Labor Standards</u>						
Division of Labor Standards Fund (0186)						
ADMINISTRATION/LS PS	07.820	2320	48,268.00	---	---	48,268.00
ADMINISTRATION/LS E&E	07.820	2507	32,670.00	---	---	32,670.00
ON-SITE CONSULT/LS PS	07.825	5890	750,140.00	488,234.86	---	261,905.14
ON-SITE CONSUL/LS E&E	07.825	5891	298,078.00	102,524.03	---	195,553.97
MINE SAFETY TRNG PRGM PS	07.830	5892	263,039.00	86,383.00	---	176,656.00
MINE SAFETY TRNG PRGM E&E	07.830	5893	82,985.00	27,287.73	---	55,697.27

Division of Worker's Compensation

Labor and Industrial Relations - Crime Victims
Fund (0191)

CRIME VICTIMS ADMIN	07.855	3887	50,000.00	---	---	50,000.00
CRIME VICTIMS COMP FUND	07.860	7650	2,812,671.00	2,726,795.64	---	85,875.36

Division of Employment Security

Unemployment Compensation Administration
Fund (0948)

ADMIN EMP SEC PS	07.875	0694	26,451,424.00	20,162,927.67	---	6,288,496.33
ADMIN EMP SEC E&E	07.875	0696	8,028,170.00	3,378,633.59	---	4,649,536.41
EMPLOYMENT & TRAINING PAY	07.880	3910	7,000,000.00	5,199,341.95	---	1,800,658.05

Commission on Human Rights

Labor and Industrial Relations - Commission on
Human Rights Fund (0117)

COMM ON HUMAN RIGHTS PS	07.900	5996	809,683.00	751,465.87	---	58,217.13
COMM ON HUMAN RIGHTS E&E	07.900	5998	206,000.00	127,769.19	---	78,230.81

Labor and Industrial Relations Commission

Unemployment Compensation Administration
Fund (0948)

INDUSTRIAL COMMISSION PS	07.815	3094	324,814.00	277,791.22	---	47,022.78
INDUSTRIAL COMMISSION E&E	07.815	3095	55,788.00	33,939.16	---	21,848.84

DEPARTMENT OF MENTAL HEALTH

Mental Health Intergovernmental Transfer
Fund (0147)

DMH INTERGOVERNMENTAL	10.055	5906	11,000,000.00	10,645,148.00	---	354,852.00
Mental Health Fund (0148)						
DMH IT CONSOLIDATION PS	10.010	0226	89,540.00	85,542.52	---	3,997.48
DMH IT CONSOLIDATION E&E	10.010	0227	1,972,178.00	1,972,178.00	---	---
DMH FEDERAL FUND E&E	10.045	2049	1,794,378.00	376,702.30	---	1,417,675.70
DMH INTERGOVERNMENTAL	10.055	5905	17,174,396.00	17,174,396.00	---	---
SPRINGFIELD RC E&E	10.270	7143	24,552.00	3,678.05	---	20,873.95
STL PSY REHAB OVERTIME	10.155	7191	831.00	830.96	---	0.04
HAWTHORN HOSP OVERTIME	10.165	7194	6,450.00	6,449.97	---	0.03
METRO STL PSY OVERTIME	10.175	7198	1,020.00	1,019.99	---	0.01
WESTERN MO MHC OVERTIME	10.195	7203	7,170.00	---	---	7,170.00
ALBANY RC OVERTIME	10.225	7206	100.00	---	---	100.00
CENTRAL MO RC OVERTIME	10.230	7208	100.00	---	---	100.00
HANNIBAL RC OVERTIME	10.235	7210	100.00	---	---	100.00
JOPLIN RC OVERTIME	10.240	7212	100.00	---	---	100.00
KANSAS CITY RC OVERTIME	10.245	7214	100.00	---	---	100.00

**STATE OF MISSOURI
SUMMARY OF APPROPRIATION ACTIVITY
GENERAL FUND - FEDERAL FUNDS
FOR THE APPROPRIATION YEAR 2006**

	H.B. No.	Appr. No.	Appropriations	Expenditures and Transfers Out	Biennial Rollovers to 2007	Lapse of Appropriations
POPLAR BLUFF RC OVERTIME	10.255	7218	100.00	---	---	100.00
ROLLA RC OVERTIME	10.260	7220	100.00	---	---	100.00
SPRINGFIELD RC OVERTIME	10.270	7224	100.00	---	---	100.00
DMH FEDERAL FUND PS	10.045	9373	149,207.00	144,810.03	---	4,396.97
<u>Office of the Director</u>						
Mental Health Fund (0148)						
DIRECTOR'S OFFICE PS	10.005	0670	62,975.00	60,828.15	---	2,146.85
DIRECTOR'S OFFICE E&E	10.005	2045	76,223.00	45,249.00	---	30,974.00
OFFICE INFO SYSTEMS E&E	10.020	2047	150,586.00	150,586.00	---	---
OPERATIONAL SUPPORT PS	10.015	5311	442,402.00	387,945.44	---	54,456.56
OPERATIONAL SUPPORT E&E	10.015	5312	547,016.00	382,014.12	---	165,001.88
CHILD SYSTEM OF CARE PS	10.050	7243	186,856.00	98,050.75	---	88,805.25
<u>Division of Alcohol and Drug Abuse</u>						
Mental Health Fund (0148)						
MENTAL HEALTH LEASING	13.095	0665	4,591.00	4,440.00	---	151.00
INCENTIVE & HIGH RISK E&E	10.075	1000	2,816,730.00	263,958.22	---	2,552,771.78
ADA TREATMENT SVS E&E	10.080	2051	494,120.00	157,869.59	---	336,250.41
ADA ADMIN PS	10.070	2151	698,127.00	584,503.39	---	113,623.61
ADA ADMIN E&E	10.070	2152	273,576.00	127,239.83	---	146,336.17
PREVENTION & EDU SVS	10.075	2154	4,738,355.00	4,560,291.86	---	178,063.14
SATOP	10.090	3899	407,458.00	264,980.33	---	142,477.67
PREVENTION & EDU SVS PS	10.075	4143	403,397.00	349,414.79	---	53,982.21
PREVENTION & EDU SVS E&E	10.075	4144	794,065.00	484,250.47	---	309,814.53
TOBACCO INVESTIGTNS PS	10.075	4145	229,806.00	178,239.34	---	51,566.66
TOBACCO INVESTIGTNS E&E	10.075	4146	99,510.00	47,774.24	---	51,735.76
ADA TREATMENT SERVICES	10.080	4149	23,412,310.00	20,502,748.94	---	2,909,561.06
ADA TREATMENT SVS PS	10.080	4150	882,068.00	624,315.79	---	257,752.21
COMMUNITY 2000	10.075	4650	2,059,693.00	1,776,751.09	---	282,941.91
SCHOOL BASED PREVENTION	10.075	4651	1,052,185.00	1,052,185.00	---	---
INCENTIVE & HIGH RISK PS	10.075	5056	183,628.00	82,771.74	---	100,856.26
SYS ENHANCEMENT (YTH) PS	10.080	5298	16,507.00	8,133.12	---	8,373.88
SYS ENHANCEMENT (YTH) E&E	10.080	5299	731,802.00	696,302.39	---	35,499.61
ADA FED MEDICAID	10.080	6677	17,034,222.00	15,001,936.56	---	2,032,285.44
ACCESS RECOVERY GRANT PS	10.080	7037	161,138.00	133,590.22	---	27,547.78
ACCESS RECOVERY GRANT E&E	10.080	7038	686,061.00	520,371.86	---	165,689.14
ACCESS RECOVERY TREATMENT	10.080	7039	6,589,796.00	6,057,839.94	---	531,956.06
SATOP PS	10.090	7246	18,495.00	2,949.12	---	15,545.88

Division of Comprehensive Psychiatric**Services**

Mental Health Fund (0148)

HOMELESS MENTALLY ILL	10.110	0323	4,567,544.00	4,032,200.60	---	535,343.40
METRO STL PSY CTR PS	10.175	0874	168,486.00	168,485.97	---	0.03
MID MISSOURI MHC PS	10.180	0876	295,135.00	295,134.26	---	0.74
NW MO PSY REHAB CENTER PS	10.150	1003	448,744.00	448,743.59	---	0.41
STL PSY REHAB CTR PS	10.155	1004	184,288.00	184,288.00	---	---
ADULT COMMUNITY PRGM PS	10.100	1480	195,769.00	146,851.02	---	48,917.98
YOUTH COMMUNITY PRGM PS	10.120	1483	169,685.00	108,036.25	---	61,648.75
CPS ADMIN PS	10.095	1846	547,691.00	484,332.88	---	63,358.12
CPS ADMIN E&E	10.095	1847	184,734.00	109,391.56	---	75,342.44
ADULT COMMUNITY PRGM E&E	10.100	2054	1,712,633.00	1,250,920.18	---	461,712.82
ADULT COMMUNITY PROGRAM	10.100	2055	15,912,396.00	12,381,647.00	---	3,530,749.00
YOUTH COMMUNITY PRGM E&E	10.120	2058	1,113,607.00	890,701.99	---	222,905.01
YOUTH COMMUNITY PROGRAM	10.120	2059	2,776,148.00	2,672,452.56	---	103,695.44
MEDICATION COST INCREASES	10.135	2767	916,243.00	916,243.00	---	---
SUICIDE PREVENTION E&E	10.095	4654	150,000.00	120,161.11	---	29,838.89
HAWTHORN PSY HOSP TL PS	10.165	5567	1,324,299.00	1,319,481.05	---	4,817.95
HAWTHORN PSY HOSP TL E&E	10.165	5568	78,684.00	78,684.00	---	---
WEST MO MHC YOUTH SVS PS	10.195	5569	317,465.00	---	---	317,465.00
WEST MO MHC YOUTH SVS E&E	10.195	5570	37,891.00	---	---	37,891.00
ADULT CP FED MEDICAID	10.100	6678	62,714,799.00	53,476,657.96	---	9,238,141.04
YOUTH CP FED MEDICAID	10.120	6679	14,985,687.00	14,864,960.44	---	120,726.56
COTTONWOOD TRMT CTR PS	10.170	7014	866,229.00	865,710.45	---	518.55
NW MO PSY REHAB OVERTIME	10.150	7189	10,044.00	10,043.82	---	0.18
COTTONWOOD TRMT OVERTIME	10.170	7196	1,000.00	999.98	---	0.02
MID MO MHC OVERTIME	10.180	7200	5,413.00	5,412.82	---	0.18
CHILD SYSTEM OF CARE E&E	10.050	7244	357,147.00	117,343.38	---	239,803.62
CHILD SYSTEM OF CARE PRG	10.050	7245	7,216,831.00	3,163,218.18	---	4,053,612.82
FULTON STATE HOSPITAL PS	10.145	7356	118,043.00	116,526.11	---	1,516.89
FULTON STATE HOSPITAL E&E	10.145	7357	75,150.00	74,447.76	---	702.24

Division of Mental Retardation -**Developmental Disabilities**

Mental Health Fund (0148)

COMM SUPPORT STAFF PS	10.215	0878	766,516.00	728,573.51	---	37,942.49
BELLEFONTAINE HC PS	10.285	0886	1,187,393.00	1,185,939.99	---	1,453.01
NW COMMUNITY SERVICES PS	10.290	0887	677,191.00	663,224.88	---	13,966.12
MARSHALL HC PS	10.295	0888	1,695,483.00	1,542,725.27	---	152,757.73
ST LOUIS DDT C PS	10.305	0898	124,235.00	111,665.44	---	12,569.56
MRDD ADMIN PS	10.205	1913	52,122.00	47,093.91	---	5,028.09
MRDD ADMIN E&E	10.205	1914	13,381.00	7,089.16	---	6,291.84
COMMUNITY PROGRAMS	10.210	1922	22,555,916.00	17,249,161.01	---	5,306,754.99
COMM SUPPORT STAFF E&E	10.215	2100	41,776.00	41,647.80	---	128.20
BELLEFONTAINE HC E&E	10.285	2347	653,871.00	653,715.97	---	155.03
MARSHALL HC E&E	10.295	2355	351,690.00	308,604.21	---	43,085.79

**STATE OF MISSOURI
SUMMARY OF APPROPRIATION ACTIVITY
GENERAL FUND - FEDERAL FUNDS
FOR THE APPROPRIATION YEAR 2006**

	H.B. No.	Appr. No.	Appropriations	Expenditures and Transfers Out	Biennial Rollovers to 2007	Lapse of Appropriations
BHC CLIENT TRANSITION E&E	14.170	2928	1,165,837.00	1,153,790.86	---	12,046.14
HIGGINSVILLE HC PS	10.290	3027	252,483.00	252,482.90	---	0.10
KANSAS CITY RC E&E	10.245	3028	192,517.00	136,162.54	---	56,354.46
SIKESTON RC E&E	10.265	3029	8,872.00	8,872.00	---	---
ST LOUIS RC E&E	10.275	3030	213,720.00	185,990.78	---	27,729.22
DEV DISABILITS GRANT PS	10.220	4163	337,617.00	266,162.83	---	71,454.17
DEV DISABILITS GRANT E&E	10.220	4164	1,168,378.00	1,128,719.72	---	39,658.28
ST LOUIS DDTC E&E	10.305	6021	102,818.00	102,817.35	---	0.65
MRDD FED MEDICAID	10.210	6680	197,309,489.00	197,309,486.91	---	2.09
ALBANY RC PS	10.225	7125	401,176.00	400,924.08	---	251.92
CENTRAL MO RC PS	10.230	7126	906,820.00	905,296.04	---	1,523.96
HANNIBAL RC PS	10.235	7127	299,660.00	299,656.33	---	3.67
JOPLIN RC PS	10.240	7128	343,185.00	342,850.97	---	334.03
KANSAS CITY RC PS	10.245	7129	1,393,302.00	1,348,028.82	---	45,273.18
KIRKSVILLE RC PS	10.250	7130	290,723.00	268,826.14	---	21,896.86
POPULAR BLUFF RC PS	10.255	7131	283,847.00	282,997.68	---	849.32
ROLLA RC PS	10.260	7132	540,766.00	534,852.61	---	5,913.39
SIKESTON RC PS	10.265	7133	226,870.00	226,845.68	---	24.32
SPRINGFIELD RC PS	10.270	7134	649,995.00	613,813.62	---	36,181.38
ST. LOUIS RC PS	10.275	7135	3,735,112.00	3,719,583.72	---	15,528.28
ALBANY RC E&E	10.225	7136	858.00	855.70	---	2.30
CENTRAL MO RC E&E	10.230	7137	105,247.00	86,406.35	---	18,840.65
HANNIBAL RC E&E	10.235	7138	16,108.00	16,108.00	---	---
JOPLIN RC E&E	10.240	7139	55,833.00	12,551.12	---	43,281.88
KIRKSVILLE RC E&E	10.250	7140	18,837.00	18,837.00	---	---
POPULAR BLUFF RC E&E	10.255	7141	15,754.00	15,754.00	---	---
ROLLA RC E&E	10.260	7142	26,088.00	22,182.96	---	3,905.04
KIRKSVILLE RC OVERTIME	10.250	7216	100.00	61.14	---	38.86
SIKESTON RC OVERTIME	10.265	7222	100.00	94.93	---	5.07
ST LOUIS RC OVERTIME	10.275	7226	395.00	154.42	---	240.58
BELLEFONTAINE HC OVERTIME	10.285	7228	34,592.00	34,591.81	---	0.19
HIGGINSVILLE HC OVERTIME	10.290	7230	85,932.00	85,927.67	---	4.33
MARSHALL HC OVERTIME	10.295	7232	118,447.00	118,446.90	---	0.10
ST LOUIS DDTC OVERTIME	10.305	7235	11,797.00	11,795.54	---	1.46
SOUTHEAST MO RES OVERTIME	10.315	7237	5,004.00	4,999.73	---	4.27

DEPARTMENT OF NATURAL RESOURCES

Natural Resources Fund (0140)

DNR IT CONSOLIDATION PS	06.205	0243	759,606.00	717,347.24	---	42,258.76
DNR IT CONSOLIDATION E&E	06.205	0246	1,094,622.00	671,548.69	---	423,073.31
JOBS NOW PROJECTS	06.252	1005	1,000.00	---	---	1,000.00
STATE AUDITOR BILLING	06.240	2091	8,000.00	---	---	8,000.00
REFUND ACCOUNTS	06.395	2736	1,142.00	---	---	1,142.00
DNR LEASING	13.050	4306	285,175.00	278,628.38	---	6,546.62
HOMELAND SECURITY E&E	06.250	5643	210,655.00	91,483.01	---	119,171.99
HOMELAND SECURITY PS	06.250	6326	68,344.00	57,935.11	---	10,408.89
HOMELAND SECURITY PRGM	06.250	6807	765,634.00	642,845.79	---	122,788.21
HIGHWAY REVIEWS PS	06.240	7059	69,619.00	---	---	69,619.00
HIGHWAY REVIEWS E&E	06.240	7060	12,778.00	---	---	12,778.00
OVERTIME	06.245	7377	65,744.00	---	---	65,744.00

Abandoned Mined Reclamation Fund (0697)

DNR IT CONSOLIDATION E&E	06.205	0405	10,008.00	6,095.00	---	3,913.00
REFUND ACCOUNTS	06.395	3545	165.00	---	---	165.00
DNR LEASING	13.050	7081	17,180.00	17,179.35	---	0.65
OVERTIME	06.245	7378	1,755.00	---	---	1,755.00

Office of Director

Natural Resources Fund (0140)

DIRECTOR'S OFFICE PS	06.200	3272	230,300.00	230,239.60	---	60.40
DIRECTOR'S OFFICE E&E	06.200	3273	85,146.00	85,002.00	---	144.00

Outreach and Assistance Center

Natural Resources Fund (0140)

TECHNICAL ASSIST GRANTS	06.230	0715	1,226,000.00	406,352.55	---	819,647.45
HISTORIC PRESERV GRANTS	06.225	3290	500,000.00	76,697.18	---	423,302.82
ENERGY EFFICIENT SERVICES	06.215	3297	7,060,178.00	6,000,986.24	---	1,059,191.76
OUTREACH & ASSISTANCE PS	06.210	5437	1,626,750.00	1,438,727.64	---	188,022.36
OUTREACH & ASSISTANCE E&E	06.210	5448	525,935.00	338,881.92	---	187,053.08

Division of Administrative Support

Natural Resources Fund (0140)

DIV OF ADMIN SUPPORT E&E	06.235	0918	269,345.00	---	---	269,345.00
DIV OF ADMIN SUPPORT PS	06.235	0956	470,835.00	443,458.65	---	27,376.35

Air and Land Protection Division

Natural Resources Fund (0140)

HAZARD MAT ANALYSIS	06.385	0884	100,000.00	---	---	100,000.00
ENVIRONMENT EMERG RESPON	06.385	1358	250,000.00	---	---	250,000.00
LEAKING UNDRGRD STOR TANK	06.365	2506	420,000.00	108,271.23	---	311,728.77
AIR POLLUTION CNTRL PS	06.210	5367	408,913.00	394,989.79	---	13,923.21
AIR POLLUTION CNTRL E&E	06.210	5372	621,873.00	260,635.02	---	361,237.98

**STATE OF MISSOURI
SUMMARY OF APPROPRIATION ACTIVITY
GENERAL FUND - FEDERAL FUNDS
FOR THE APPROPRIATION YEAR 2006**

	H.B. No.	Appr. No.	Appropriations	Expenditures and Transfers Out	Biennial Rollovers to 2007	Lapse of Appropriations
HAZARDOUS WASTE PS	06.210	5376	3,525,258.00	3,344,072.57	---	181,185.43
HAZARDOUS WASTE E&E	06.210	5382	558,625.00	512,217.78	---	46,407.22
LAND RECLAMATION PS	06.210	5397	365,878.00	331,905.43	---	33,972.57
LAND RECLAMATION E&E	06.210	5402	99,585.00	70,616.82	---	28,968.18
ENVIRONMENTAL SVS PS	06.210	5408	1,746,611.00	1,622,181.53	---	124,429.47
ENVIRONMENTAL SVS E&E	06.210	5418	920,583.00	643,562.18	---	277,020.82
ALPD ADMINISTRATION PS	06.210	5427	9,453.00	8,507.70	---	945.30
ALPD ADMINISTRATION E&E	06.210	5430	116,928.00	1,145.81	---	115,782.19
WATER QUALITY STUDY ALPD	06.335	5462	305,001.00	---	---	305,001.00
SOLID WASTE MGMT E&E	06.210	6058	200.00	---	---	200.00
CLEANUP CONTROLLED SUBST	06.385	7182	452,259.00	314,793.70	---	137,465.30
AIR POLL CONTROL GRANTS	06.360	7452	1,409,300.00	1,016,286.39	---	393,013.61
ABANDNED MINE LAND RECLMT	06.380	7455	1,598,484.00	49,293.80	---	1,549,190.20
SMALL OPERATOR ASSIST	06.380	7606	50,000.00	---	---	50,000.00
SUPERFUND CLEANUP	06.365	8053	1,000,000.00	688,526.09	---	311,473.91
Abandoned Mined Reclamation Fund (0697)						
LAND RECLAMATION-PS	06.210	6878	49,439.00	9,887.08	---	39,551.92
LAND RECLAMATION-EE	06.210	6879	21,992.00	4,999.30	---	16,992.70
ABANDNED MINE LAND RECLMT	06.380	7506	151,516.00	67,265.03	---	84,250.97
<u>Water Protection and Soil Conservation</u>						
Natural Resources Fund (0140)						
REGIONAL OFFICES PS	06.210	5341	1,664,102.00	1,551,155.27	---	112,946.73
REGIONAL OFFICES E&E	06.210	5350	627,881.00	371,790.67	---	256,090.33
WPSCD ADMINISTRATION PS	06.210	5361	260,854.00	249,592.63	---	11,261.37
WPSCD ADMINISTRATION E&E	06.210	5364	267,402.00	174,493.71	---	92,908.29
WATER QUALITY STUDY WPSCD	06.335	5461	10,239,979.00	3,308,406.68	---	6,931,572.32
WATER PROTECTION PRG PS	06.210	7173	2,618,238.00	2,557,447.95	---	60,790.05
WATER PROTECTION PRG E&E	06.210	7177	2,069,697.00	718,061.96	---	1,351,635.04
DEMONSTRATION PROJECTS	06.350	8046	100,000.00	---	---	100,000.00
<u>Geological Survey and Resource Assessment</u>						
<u>Division</u>						
Natural Resources Fund (0140)						
ADMIN & SUPPORT PS	06.210	5224	69,213.00	67,776.03	---	1,436.97
ADMIN & SUPPORT E&E	06.210	5225	22,791.00	14,956.65	---	7,834.35
LAND SURVEY E&E	06.210	5230	14,400.00	13,989.55	---	410.45
GEOLOGICAL SURVEY PS	06.210	5233	626,557.00	491,707.96	---	134,849.04
GEOLOGICAL SURVEY E&E	06.210	5234	288,228.00	94,432.45	---	193,795.55

WATER RESOURCES PS	06.210	5247	298,134.00	225,450.88	---	72,683.12
WATER RESOURCES E&E	06.210	5248	195,653.00	163,504.56	---	32,148.44
LAND SURVEY RESTOR PROJ	06.320	7772	40,000.00	5,500.00	---	34,500.00

Division of State Parks

Natural Resources Fund (0140)

M&R SPENDING AUTHORITY	18.045	0717	379,340.00	197,963.85	181,376.15	---
STATE PARKS DONATIONS	19.015	0733	554,714.00	157,884.61	396,829.39	---
STATE PARK OPERATION PS	06.265	1946	97,935.00	77,145.89	---	20,789.11
STATE PARK OPERATION E&E	06.265	1947	31,306.00	14,493.65	---	16,812.35
STATE PARK GRANTS	06.295	2089	175,000.00	5,921.17	---	169,078.83
OUTDOOR RECREATION GRANTS	06.300	3292	9,463,859.00	3,560,236.04	---	5,903,622.96

DEPARTMENT OF PUBLIC SAFETY

Public Safety - Juvenile Accountability Incentive

Block Grant Fund (0121)

DPS IT CONSOLIDATION E&E	08.010	0427	7,500.00	4,410.57	---	3,089.43
--------------------------	--------	------	----------	----------	-----	----------

State Emergency Management Fund (0145)

DPS IT CONSOLIDATION PS	08.010	0428	85,093.00	81,706.93	---	3,386.07
DPS IT CONSOLIDATION E&E	08.010	0451	29,385.00	29,075.90	---	309.10
AG SEMA OVERTIME	08.295	7121	10,103.00	---	---	10,103.00

Public Safety Fund (0152)

DPS IT CONSOLIDATION E&E	08.010	0472	115,235.00	69,481.54	---	45,753.46
VEH & DRIVER SAFETY E&E	08.130	0974	961,900.00	---	---	961,900.00
GASOLINE PURCHASE	14.120	2871	12,037.00	---	---	12,037.00
PUBLIC SAFETY LEASING	13.070	6077	25,589.00	10,004.20	---	15,584.80
SHP OVERTIME	08.105	7092	47,831.00	---	---	47,831.00
ST WATER PATROL OVERTIME	08.165	7099	8,091.00	---	---	8,091.00

Missouri Veterans Commission Fund (0184)

M&R VC-CAPE G. HOME	18.065	0725	700,001.00	---	700,001.00	---
---------------------	--------	------	------------	-----	------------	-----

Adjutant General Fund (0190)

DPS IT CONSOLIDATION E&E	08.010	0481	75,500.00	20,534.26	---	54,965.74
M&R AG-STATEWIDE	18.070	1158	7,000,000.00	38,419.50	6,961,580.50	---
CONTRACT SERVICE OVERTIME	08.280	7117	538,132.00	---	---	538,132.00

Office of the Director

Public Safety - Juvenile Accountability Incentive

Block Grant Fund (0121)

JUV JUS ACCTABILITY GRANT	08.025	1584	3,395,000.00	1,946,896.22	---	1,448,103.78
DIRECTOR ADMIN PS	08.005	1603	55,119.00	33,879.33	---	21,239.67
DIRECTOR ADMIN E&E	08.005	1604	13,320.00	4,066.34	---	9,253.66

Public Safety Fund (0152)

NARCOTICS CONTROL ASSIST	08.040	0961	8,200,000.00	8,146,208.76	---	53,791.24
VICTIM OF CRIME ACT	08.050	0962	8,000,000.00	7,078,740.58	---	921,259.42
JUV JUS DELINQUENCY PREV	08.020	1377	1,799,925.00	1,464,138.24	---	335,786.76
DIRECTOR ADMIN E&E	08.005	1429	118,274.00	51,608.22	---	66,665.78

**STATE OF MISSOURI
SUMMARY OF APPROPRIATION ACTIVITY
GENERAL FUND - FEDERAL FUNDS
FOR THE APPROPRIATION YEAR 2006**

	H.B. No.	Appr. No.	Appropriations	Expenditures and Transfers Out	Biennial Rollovers to 2007	Lapse of Appropriations
VIOLENCE AGAINST WOMEN	08.055	2331	2,499,500.00	2,359,214.58	---	140,285.42
RESIDENTIAL SUBST ABUSE	08.075	3390	1,367,000.00	1,232,524.02	---	134,475.98
DIRECTOR ADMIN PS	08.005	4340	358,146.00	346,635.23	---	11,510.77
NATL FORENSIC IMPRV PRGM	08.065	6043	620,000.00	513,847.52	---	106,152.48
Justice Assistance Grant Program Fund (0782)						
DIRECTOR ADMIN PS	08.005	2248	70,000.00	5,209.50	---	64,790.50
DIRECTOR ADMIN E&E	08.005	2250	85,000.00	71,831.24	---	13,168.76
NARCOTICS CONTROL ASSIST	08.040	2251	1,000,000.00	654,204.47	---	345,795.53
<u>State Highway Patrol</u>						
Public Safety Fund (0152)						
HIGH INTSTY DRUG TRAFFG	08.090	0625	1,560,000.00	1,513,344.77	---	46,655.23
DARE TRN CTR PS	08.125	0626	135,490.00	---	---	135,490.00
SHP TECHNICAL SERVICE PS	08.140	0629	155,352.00	144,914.97	---	10,437.03
SHP ACADEMY E&E	08.125	0972	60,000.00	37,760.44	---	22,239.56
SHP ENFORCEMENT PS	08.100	1135	2,627,659.00	1,998,115.72	---	629,543.28
SHP ENFORCEMENT E&E	08.100	1140	7,427,742.00	1,912,510.98	---	5,515,231.02
SHP TECHNICAL SERVICE E&E	08.140	2284	1,897,969.00	275,100.36	---	1,622,868.64
FRINGE BENEFITS PS	08.095	4345	1,411,852.00	1,142,585.41	---	269,266.59
FRINGE BENEFITS E&E	08.095	4348	70,831.00	47,623.49	---	23,207.51
CRIME LABS GRANTS	08.120	4372	877,698.00	---	---	877,698.00
CRIME LABS PS	08.120	9478	201,443.00	145,178.18	---	56,264.82
CRIME LABS E&E	08.120	9479	636,223.00	269,279.90	---	366,943.10
Federal Drug Seizure Fund (0194)						
STATE HIGHWAY PATROL	13.075	0810	57,637.00	---	---	57,637.00
SHP ENFORCEMENT E&E	08.100	7183	229,876.00	222,038.92	---	7,837.08
<u>Division of Liquor Control</u>						
Public Safety Fund (0152)						
ALCOHOL & TOBACCO CNTR PS	08.170	3088	291,147.00	110,627.32	---	180,519.68
ALCOHOL & TOBACCO CNTR EE	08.170	3089	153,908.00	96,771.20	---	57,136.80
<u>Missouri State Water Patrol</u>						
Public Safety Fund (0152)						
STATE WATER PATROL E&E	08.160	5674	1,481,004.00	1,475,712.11	---	5,291.89
STATE WATER PATROL PS	08.160	8414	327,875.00	216,852.45	---	111,022.55
Federal Drug Seizure Fund (0194)						
STATE WATER PATROL E&E	08.160	7184	33,044.00	9,222.60	---	23,821.40

Adjutant General

Public Safety Fund (0152)							
NG FT WOOD M19 RANGE	19.075	0760	2,117,445.00	---	2,117,445.00	---	
Adjutant General Fund (0190)							
NG STATEWIDE ENV	19.060	0758	1,900,000.00	4,493.85	1,895,506.15	---	
NG ST CHARLES ARMORY	19.095	0762	18,597,351.00	---	18,597,351.00	---	
NG STATEWIDE FUNDING	19.070	0764	4,000,000.00	298,017.20	3,701,982.80	---	
NG ALBANY ARMORY	19.090	0771	836,778.00	---	836,778.00	---	
NG MAINTENANCE SHOPS	19.100	0772	3,682,182.00	---	3,682,182.00	---	
NG SPRINGFIELD AVCRAD	19.085	0775	61,567,366.00	---	61,567,366.00	---	
AG-ADMIN PS	08.240	0901	44,283.00	---	---	---	44,283.00
AG-FIELD SUPPORT PS	08.260	0909	16,466.00	---	---	---	16,466.00
NF FT WOOD RTI	19.080	1160	18,899,300.00	---	18,899,300.00	---	
NATIONAL GUARD	13.080	3195	450,933.00	437,967.88	---	---	12,965.12
FEDERAL LEASES	13.080	6331	350,000.00	121,267.27	---	---	228,732.73
AG-ENVIRONMENTAL COMP	15.180	6421	116,392.00	114,525.80	1,866.20	---	
AG-DESIGN SUPPORT	15.190	6423	8,101,974.00	6,704,587.74	1,397,386.26	---	
SPRINGFIELD NEW AVCRAD	15.195	6425	55,742,798.00	2,906,312.00	52,836,486.00	---	
KC MAINT BLDG	15.200	6433	3,408,860.00	---	3,408,860.00	---	
FARMINGTON ADDTN	15.200	6434	75,788.00	16,465.50	59,322.50	---	
HANNIBAL MAINT BLDG	15.200	6435	572,698.00	506,059.27	66,638.73	---	
RICHMOND MAINT BLDG	15.200	6436	589,164.00	---	589,164.00	---	
CONTRACT SERVICES PS	08.275	6463	9,882,494.00	7,440,946.47	---	---	2,441,547.53
CONTRACT SERVICES E&E	08.275	6464	8,050,020.00	7,418,071.85	---	---	631,948.15
CONTRACT SERVICES REFUNDS	08.275	6465	1,050,000.00	128,724.89	---	---	921,275.11
AG-REAL PROPERTY OPS	15.170	6527	4,072,039.00	2,787,931.89	1,284,107.11	---	
HANNIBAL ADDITION	15.175	6543	883,528.00	---	883,528.00	---	
CHILLICOTHE RENOVATE	15.200	6646	704,366.00	---	704,366.00	---	
AG-FIELD SUPPORT E&E	08.260	7277	600,000.00	530,228.13	---	---	69,771.87
AG-ENVIRONMENTAL COMP 05	15.180	7307	500,677.00	369,810.93	130,866.07	---	
Federal Drug Seizure Fund (0194)							
AG-ADMIN E&E	08.240	7185	33,703.00	29,019.12	---	---	4,683.88

State Emergency Management Agency

State Emergency Management Fund (0145)							
MERC DISTRIBUTIONS	08.300	0648	350,000.00	254,131.20	---	---	95,868.80
SEMA GRANT	08.305	1235	62,000,000.00	55,962,987.13	---	---	6,037,012.87
A G SEMA PS	08.290	1238	893,240.00	776,385.16	---	---	116,854.84
A G SEMA E&E	08.290	6466	251,094.00	160,313.10	---	---	90,780.90
FIRST RESPONDER TRAINING	08.305	7011	5,000,000.00	1,147,033.35	---	---	3,852,966.65
PUBLIC SAFETY LEASING	13.070	7470	3,166.00	3,116.88	---	---	49.12
Missouri Disaster Fund (0663)							
SEMA GRANT	08.305	8415	8,175,000.00	8,149,732.03	---	---	25,267.97

**STATE OF MISSOURI
SUMMARY OF APPROPRIATION ACTIVITY
GENERAL FUND - FEDERAL FUNDS
FOR THE APPROPRIATION YEAR 2006**

	H.B. No.	Appr. No.	Appropriations	Expenditures and Transfers Out	Biennial Rollovers to 2007	Lapse of Appropriations
<u>DEPARTMENT OF REVENUE</u>						
Revenue Fund (0132) DIV OF MV/DL OVERTIME	04.010	7290	1,500.00	---	---	1,500.00
<u>Legal and Fiscal Services</u>						
Revenue Fund (0132) DIV OF ADMINISTRATION E&E	04.005	1635	70,000.00	27,886.88	---	42,113.12
<u>Division of Motor Vehicle and Drivers</u>						
<u>Licensing</u>						
Revenue Fund (0132) DIV OF MV/DL PS	04.005	7332	178,537.00	34,781.53	---	143,755.47
DIV OF MV/DL E&E	04.005	7333	1,378,947.00	296,670.09	---	1,082,276.91
<u>Division of Taxation</u>						
Revenue Fund (0132) DIV OF TAXATION PS	04.005	6230	46,004.00	40,227.09	---	5,776.91
DIV OF TAXATION E&E	04.005	6231	5,970,006.00	4,613,254.66	---	1,356,751.34
<u>DEPARTMENT OF SOCIAL SERVICES</u>						
Third Party Liability Collections Fund (0120) DSS IT CONSOLIDATION PS	11.010	0534	9,997.00	9,685.51	---	311.49
DSS IT CONSOLIDATION E&E	11.010	0535	47,642.00	4,371.00	---	43,271.00
SOCIAL SERVICES LEASING	13.105	2389	4,312.00	4,312.00	---	---
Family Support and Children's Divisions Donations Fund (0167) DSS IT CONSOLIDATION E&E	11.010	0542	6.00	6.00	---	---
FED GRANTS & DONATIONS	11.015	9946	23,999.00	---	---	23,999.00
Temporary Assistance for Needy Families Fund (0199) DSS IT CONSOLIDATION PS	11.010	0547	201,455.00	201,284.19	---	170.81
DSS IT CONSOLIDATION E&E	11.010	0548	2,221,719.00	2,221,719.00	---	---
Social Services and Other Sources Fund (0610) DSS IT CONSOLIDATION PS	11.010	0555	5,397,730.00	4,810,351.00	---	587,379.00
DSS IT CONSOLIDATION E&E	11.010	0558	23,213,228.00	17,531,676.79	---	5,681,551.21
SOCIAL SERVICES LEASING	13.105	1435	5,900,694.00	5,848,003.57	---	52,690.43
DSS OVERTIME	11.035	7306	1,420,906.00	---	---	1,420,906.00
FED GRANTS & DONATIONS	11.015	9942	11,979,960.00	2,799,885.98	---	9,180,074.02

Office of the Director

Social Services and Other Sources Fund (0610)							
OFFICE OF DIRECTOR PS	11.005	2956	12,445.00	12,433.73	---	11.27	
HUMAN RESOURCE CENTER PS	11.025	2996	190,145.00	180,098.74	---	10,046.26	
HUMAN RESOURCE CENTER E&E	11.025	2997	36,985.00	36,918.55	---	66.45	
OFFICE OF DIRECTOR E&E	11.005	3065	1,429.00	1,403.01	---	25.99	
FIELD & LINE TRAINING	11.030	6794	131,840.00	111,446.55	---	20,393.45	

Division of Budget and Finance

Pharmacy Rebates Fund (0114)						
RECPT & DISBRSMT REFUNDS	11.050	6932	7,000.00	644.40	---	6,355.60
Third Party Liability Collections Fund (0120)						
RECPT & DISBRSMT REFUNDS	11.050	6930	350,000.00	202,058.11	---	147,941.89
Title XIX Fund (0163)						
RECPT & DISBRSMT REFUNDS	11.050	6929	1,941,010.00	1,939,442.59	---	1,567.41
Federal and Other Fund (0189)						
RECPT & DISBRSMT REFUNDS	11.050	6348	53,000.00	38,497.92	---	14,502.08
Temporary Assistance for Needy Families Fund (0199)						
RECPT & DISBRSMT REFUNDS	11.050	6927	4,500.00	483.45	---	4,016.55
Social Services and Other Sources Fund (0610)						
BUDGET & FINANCE PS	11.040	2958	417,300.00	351,468.56	---	65,831.44
BUDGET & FINANCE E&E	11.040	2959	116,301.00	16,301.00	---	100,000.00
REVENUE MAXIMATION E&E	11.045	6169	1,000,000.00	125,000.00	---	875,000.00
RECPT & DISBRSMT REFUNDS	11.050	6926	600,000.00	287,062.57	---	312,937.43

Information Services and Technology Division

Third Party Liability Collections Fund (0120)						
ISTD PS	11.060	0185	717.00	610.15	---	106.85
ISTD E&E	11.060	2133	34.00	34.00	---	---
Temporary Assistance for Needy Families Fund (0199)						
ISTD E&E	11.060	2134	1,739.00	449.71	---	1,289.29
Social Services and Other Sources Fund (0610)						
ISTD E&E	11.060	2374	16,346.00	9,168.25	---	7,177.75
ISTD PS	11.060	2960	505,048.00	495,435.79	---	9,612.21

Division of General Services

Social Services and Other Sources Fund (0610)						
GENERAL SERVICES PS	11.065	2962	253,672.00	229,666.26	---	24,005.74
GENERAL SERVICES E&E	11.065	2963	86,072.00	85,740.90	---	331.10
DGS MAINTENANCE & REPAIR	11.020	2999	10,138.00	10,138.00	---	---

**STATE OF MISSOURI
SUMMARY OF APPROPRIATION ACTIVITY
GENERAL FUND - FEDERAL FUNDS
FOR THE APPROPRIATION YEAR 2006**

	H.B. No.	Appr. No.	Appropriations	Expenditures and Transfers Out	Biennial Rollovers to 2007	Lapse of Appropriations
<u>Divison of Legal Services</u>						
Third Party Liability Collections Fund (0120)						
LEGAL SERVICES PS	11.070	1009	501,022.00	468,446.01	---	32,575.99
LEGAL SERVICES E&E	11.070	1011	315,339.00	228,224.30	---	87,114.70
Social Services and Other Sources Fund (0610)						
LEGAL SERVICES PS	11.070	2964	2,869,918.00	2,698,710.83	---	171,207.17
LEGAL SERVICES E&E	11.070	2965	691,960.00	383,263.85	---	308,696.15
<u>Family Support Division</u>						
Third Party Liability Collections Fund (0120)						
FAMILY SUPPORT ADMIN E&E	11.075	6277	134,577.00	---	---	134,577.00
Family Support and Children's Divisions Donations Fund (0167)						
SVS FOR VISUALLY IMPAIRED	11.185	4854	99,995.00	46,332.36	---	53,662.64
POLK COUNTY TRUST	11.095	8462	10,000.00	9,109.30	---	890.70
Temporary Assistance for Needy Families Fund (0199)						
TEMPORARY ASSISTANCE	11.115	3597	121,064,744.00	111,981,202.45	---	9,083,541.55
FAMIS	11.100	4040	1,084,032.00	1,084,032.00	---	---
COMMUNITY PARTNERSHIP	11.105	5652	4,081,624.00	3,845,043.35	---	236,580.65
FAMILY SUPPORT ADMIN PS	11.075	6271	610,463.00	608,750.28	---	1,712.72
FAMILY SUPPORT ADMIN E&E	11.075	6272	1,904,345.00	1,902,635.72	---	1,709.28
IM FIELD STAFF/OPS PS	11.080	6282	18,699,166.00	18,266,817.50	---	432,348.50
IM FIELD STAFF/OPS E&E	11.080	6283	2,202,783.00	2,193,171.94	---	9,611.06
Social Services and Other Sources Fund (0610)						
FOOD DISTRIBUTION PRGM	11.165	0179	1,000,000.00	999,026.98	---	973.02
PRIVATIZATION COLLECTIONS	11.195	0749	990,000.00	419,996.54	---	570,003.46
MULTI COUNTY SERVICE CTRS	11.200	1411	1,270,000.00	1,270,000.00	---	---
SVS FOR VISUALLY IMPAIRED	11.185	1416	5,084,732.00	5,041,614.90	---	43,117.10
BLIND ADMIN PS	11.180	1462	2,815,982.00	2,776,629.60	---	39,352.40
BLIND ADMIN E&E	11.180	1466	749,175.00	609,120.38	---	140,054.62
IM FIELD STAFF/HPB E&E	11.080	2818	494,210.00	250,726.08	---	243,483.92
REFUGEE ASSISTANCE	11.145	3159	3,808,853.00	3,405,615.61	---	403,237.39
COMMUNITY SVS BLOCK GRANT	11.150	4499	19,144,171.00	17,332,160.53	---	1,812,010.47
ENERGY ASSISTANCE	11.170	4860	67,799,995.00	64,630,836.20	---	3,169,158.80
EBT E&E	11.090	5257	3,683,518.00	3,683,518.00	---	---
COMMUNITY PARTNERSHIP	11.105	5653	3,402,175.00	3,249,807.09	---	152,367.91
MO MENTORING PARTNERSHIP	11.105	5824	778,143.00	758,854.03	---	19,288.97

CSE FIELD STAFF/OPS PS	11.190	6263	22,542,950.00	21,011,821.48	---	1,531,128.52
CSE FIELD STAFF/OPS E&E	11.190	6264	4,788,457.00	3,542,741.05	---	1,245,715.95
FAMILY SUPPORT ADMIN PS	11.075	6273	3,904,569.00	3,476,767.20	---	427,801.80
FAMILY SUPPORT ADMIN E&E	11.075	6274	4,103,608.00	4,056,477.77	---	47,130.23
IM FIELD STAFF/OPS PS	11.080	6285	40,129,778.00	38,356,526.66	---	1,773,251.34
IM FIELD STAFF/OPS E&E	11.080	6286	1,467,347.00	1,447,511.49	---	19,835.51
FAMILY SUP STAFF TRNG	11.085	6291	164,591.00	103,345.21	---	61,245.79
RECPT&DISBR OF SS1 PYMTS	11.135	6373	4,000,000.00	61,704.13	---	3,938,295.87
CSE COUNTY REIMBURSEMENT	11.205	7548	9,640,000.00	9,639,737.59	---	262.41
DISTRIBUTION PASS THROUGH	11.210	7549	36,000,000.00	33,930,786.09	---	2,069,213.91
FOOD STAMP TRAINING	11.110	7658	5,294,560.00	5,287,248.70	---	7,311.30
HOMELESS CHALLENGE GRANT	11.155	8180	500,000.00	423,700.16	---	76,299.84
EMERGENCY SHELTER GRANTS	11.160	8467	1,340,000.00	1,339,233.65	---	766.35
FAMIS	11.100	9326	2,704,373.00	2,704,373.00	---	---
DOMESTIC VIOLENCE	11.175	9818	1,687,653.00	1,642,396.75	---	45,256.25

Children's Division

Third Party Liability Collections Fund (0120)

CHILDREN'S ADMIN E&E	11.215	6300	163,323.00	6,056.20	---	157,266.80
----------------------	--------	------	------------	----------	-----	------------

Temporary Assistance for Needy Families

Fund (0199)

PURCHASE OF CHILD CARE	11.285	0180	3,271,331.00	2,541,106.62	---	730,224.38
CHILDREN'S TREATMENT SVS	11.235	1611	1,573,418.00	1,573,418.00	---	---
RESIDENTIAL TREATMENT SVS	11.240	1612	1,366,385.00	1,366,385.00	---	---

Social Services and Other Sources Fund (0610)

RESIDENTIAL TREATMENT SVS	11.240	0034	41,572,443.00	41,572,443.00	---	---
CHILD ASSESSMENT CENTERS	11.260	0937	800,000.00	798,649.15	---	1,350.85
CASE MANAGEMENT CONTRACTS	11.242	1051	7,544,400.00	7,544,400.00	---	---
CHILDREN'S PROGRAM POOL	11.255	1736	9,273,261.00	9,097,143.52	---	176,117.48
IV-E AUTH JUVENILE COURT	11.270	1737	700,000.00	124,588.10	---	575,411.90
CHILD FIELD STAFF/HPB E&E	11.220	2819	1,044,790.00	1,041,177.02	---	3,612.98
PURCHASE OF CHILD CARE	11.285	3593	103,300,091.00	93,366,054.68	---	9,934,036.32
PSYCHIATRIC DIVERSION	11.265	3604	9,691,373.00	9,630,009.14	---	61,363.86
FOSTER CARE	11.240	4858	12,371,442.00	7,371,185.30	---	5,000,256.70
ADOP/GUARDIANSHIP SUBSIDY	11.245	5702	21,691,189.00	21,670,948.27	---	20,240.73
CHILDREN'S ADMIN PS	11.215	6296	3,095,493.00	3,074,731.49	---	20,761.51
CHILDREN'S ADMIN E&E	11.215	6297	2,697,411.00	2,573,380.76	---	124,030.24
CHILD FIELD STAFF/OPS PS	11.220	6303	38,572,140.00	37,208,379.54	---	1,363,760.46
CHILD FIELD STAFF/OPS E&E	11.220	6304	4,289,509.00	4,270,641.41	---	18,867.59
CHILDREN'S STAFF TRNG	11.230	6308	384,041.00	383,430.65	---	610.35
CHILD ABUSE/NEGLECT GRANT	11.275	6375	188,316.00	188,315.31	---	0.69
TRANSITIONAL LIVING	11.250	6868	373,228.00	373,228.00	---	---
CHILD WELFARE ACCREDIT PS	11.225	6964	1,420,615.00	1,388,332.06	---	32,282.94
CHILD WELFARE ACCREDIT EE	11.225	6965	644,687.00	644,561.12	---	125.88
CHILDREN'S TREATMENT CPT	11.235	7069	1,130,000.00	240,236.58	---	889,763.42
INDEPENDENT LIVING	11.250	7560	3,000,000.00	2,995,644.61	---	4,355.39
CHILDREN'S TREATMENT SVS	11.235	9318	2,962,629.00	2,962,439.11	---	189.89

**STATE OF MISSOURI
SUMMARY OF APPROPRIATION ACTIVITY
GENERAL FUND - FEDERAL FUNDS
FOR THE APPROPRIATION YEAR 2006**

	H.B. No.	Appr. No.	Appropriations	Expenditures and Transfers Out	Biennial Rollovers to 2007	Lapse of Appropriations
<u>Division of Youth Services</u>						
Social Services and Other Sources Fund (0610)						
ADMIN SERVICES PS	11.290	2966	541,753.00	541,137.61	---	615.39
ADMIN SERVICES E&E	11.290	2968	117,030.00	117,030.00	---	---
YOUTH TREATMENT PRGM PS	11.295	2969	6,880,102.00	6,637,501.59	---	242,600.41
YOUTH TREATMENT PRGM E&E	11.295	2970	7,066,848.00	6,719,716.29	---	347,131.71
DYS MAINTENANCE & REPAIR	11.020	3001	138,243.00	130,746.39	---	7,496.61
<u>Division of Medical Services</u>						
Pharmacy Rebates Fund (0114)						
MEDICAID SUPP POOL	11.560	0798	33,175,194.00	33,175,192.99	---	1.01
PHARMACY	11.435	1394	88,164,532.00	88,164,532.00	---	---
MEDICAL SVS ADMIN PS	11.400	2382	17,100.00	17,029.12	---	70.88
MEDICAL SVS ADMIN E&E	11.400	2383	5,110.00	5,110.00	---	---
CHILDREN'S HLTH INS PRGM	11.510	2870	225,430.00	225,430.00	---	---
Third Party Liability Collections Fund (0120)						
MEDICAID SUPP POOL	11.560	0238	7,571,156.00	7,571,153.07	---	2.93
MEDICAL SVS ADMIN PS	11.400	1387	309,873.00	306,823.98	---	3,049.02
MEDICAL SVS ADMIN E&E	11.400	1388	490,783.00	490,783.00	---	---
TPL CONTRACTS	11.420	1393	3,000,000.00	957,403.69	---	2,042,596.31
PHARMACY PROGRAM MGMT	11.405	6904	924,911.00	610,021.71	---	314,889.29
NURSING FACILITIES	11.470	6953	2,293,103.00	2,293,103.00	---	---
PHARMACY	11.435	6995	5,364,715.00	5,364,715.00	---	---
PHYSICIANS	11.455	6996	1,770,976.00	1,770,976.00	---	---
HOSPITAL CARE	11.485	6997	1,106,786.00	1,106,786.00	---	---
Title XIX Fund (0163)						
HLTH CARE ACCESS UNINSURD	11.505	0236	1.00	---	---	1.00
MANAGED CARE	11.480	1784	554,297,358.00	511,339,232.29	---	42,958,125.71
PHARMACY	11.435	2526	560,010,980.00	560,010,979.04	---	0.96
HEALTH CARE ACCESS	11.505	2530	1,824,557.00	1,407,234.02	---	417,322.98
CHILDREN'S HLTH INS PRGM	11.510	2867	98,514,085.00	83,969,409.75	---	14,544,675.25
NON-EMERGENCY TRANSPORT	11.475	5929	21,676,443.00	20,189,561.08	---	1,486,881.92
DESE SERVICES	11.550	6226	35,905,654.00	35,905,642.68	---	11.32
HOSPITAL CARE	11.485	6471	373,298,675.00	373,298,675.00	---	---
NURSING FACILITIES	11.470	6473	270,226,830.00	270,226,830.00	---	---
TIER 1 SFTY NET HOSPITALS	11.490	6660	23,000,000.00	5,123,586.02	---	17,876,413.98
MONITORING PROGRAM	11.485	6739	200,000.00	82,623.31	---	117,376.69
TRAUMA CENTERS	11.485	6743	31,950,000.00	31,948,080.00	---	1,920.00
PAGER PILOT	11.485	6745	150,000.00	126,974.50	---	23,025.50

PHARMACY MED D-CLAWBACK	11.435	7239	189,457,826.00	---	---	189,457,826.00
PHYSICIANS	11.455	8197	238,506,381.00	238,506,307.63	---	73.37
DENTAL	11.460	8199	6,355,215.00	6,355,215.00	---	---
PREMIUM PAYMENTS	11.465	8201	78,273,091.00	73,353,869.58	---	4,919,221.42
REHAB & SPECIALTY SVS	11.475	8205	67,868,494.00	67,868,494.00	---	---
MEDICAID SUPP POOL	11.560	9331	83,734,806.00	83,523,140.08	---	211,665.92
UNCOMPENSATED CARE	11.515	9832	25,000,000.00	24,117,673.00	---	882,327.00
Social Services and Other Sources Fund (0610)						
MEDICAL SVS ADMIN E&E	11.400	0215	3,600,074.00	3,551,992.00	---	48,082.00
WOMEN & MINORITY OUTREACH	11.410	1391	568,625.00	568,625.00	---	---
TPL CONTRACTS	11.420	1392	3,000,000.00	958,176.46	---	2,041,823.54
INFORMATION SYSTEMS	11.425	1439	18,542,731.00	18,542,731.00	---	---
MC+ ENROLLMENT	11.430	3716	1,910,113.00	1,587,161.66	---	322,951.34
MEDICAID REVENUE UNIT PS	11.415	5048	83,400.00	63,089.13	---	20,310.87
MEDICAID REVENUE UNIT E&E	11.415	5049	8,114.00	1,741.00	---	6,373.00
MEDICAL SVS ADMIN PS	11.400	6378	4,759,123.00	4,717,293.94	---	41,829.06
PHARMACY PROGRAM MGMT	11.405	6767	3,602,788.00	3,522,788.00	---	80,000.00

DEPARTMENT OF CORRECTIONS

Corrections Fund (0130)						
DOC IT CONSOLIDATION E&E	09.010	0572	2,872.00	2,356.45	---	515.55
MEDICAL SERVICES E&E	09.220	2779	1.00	---	---	1.00
OVERTIME-FED	09.085	7258	1.00	---	---	1.00
FEDERAL PROGRAMS PS	09.015	8102	2,219,424.00	1,885,535.31	---	333,888.69
FEDERAL PROGRAMS EE	09.015	8103	5,467,683.00	2,142,309.73	---	3,325,373.27

Division of Human Services

Corrections Fund (0130)						
FOOD PURCHASES	09.050	4287	450,000.00	449,658.19	---	341.81

Division of Adult Institutions

Corrections Fund (0130)						
DOC STATEWIDE FEDERAL	19.105	1077	3,000,000.00	1,797,947.00	1,202,053.00	---
NECC NEW JUVENILE UNIT	15.215	6440	2,510,501.00	30,213.00	2,480,288.00	---

Division of Probation and Parole

Corrections Fund (0130)						
COMM SUPERVISION CTRS	15.210	6437	24,611,078.00	5,088,031.24	19,523,046.76	---
Subtotals			<u>6,511,976,179.00</u>	<u>5,505,914,189.15</u>	<u>204,170,667.32</u>	<u>801,891,322.53</u>

**STATE OF MISSOURI
SUMMARY OF APPROPRIATION ACTIVITY
GENERAL FUND - FEDERAL FUNDS
FOR THE APPROPRIATION YEAR 2006**

	H.B. No.	Appr. No.	Appropriations	Expenditures and Transfers Out	Biennial Rollovers to 2007	Lapse of Appropriations
Appropriated Transfers Out To:						
Student Grant Fund (0839)	03.050	T012	1,000,000.00	594,206.00	---	405,794.00
State Highways and Transportation Department Fund (0644)	04.225	T019	90,000.00	90,000.00	---	---
General Revenue Fund (0101)	10.060	T047	2,700,000.00	2,700,000.00	---	---
Treasurer's Information Fund (0255)	05.365	T050	27,499.00	15,586.00	---	11,913.00
General Revenue Fund (0101)	05.150	T282	2,105,960.00	1,662,668.00	---	443,292.00
General Revenue Fund (0101)	05.150	T283	17,799.00	17,799.00	---	---
General Revenue Fund (0101)	05.560	T284	2,803,227.00	2,254,116.30	---	549,110.70
General Revenue Fund (0101)	05.560	T285	5,199.00	927.07	---	4,271.93
State Retirement Contributions Fund (0701)	05.450	T292	1.00	---	---	1.00
Social Security Contributions Fund (0702)	05.450	T292	27,615,688.00	23,452,999.64	---	4,162,688.36
State Retirement Contributions Fund (0701)	05.450	T293	1.00	---	---	1.00
Social Security Contributions Fund (0702)	05.450	T293	87,299.00	69,713.65	---	17,585.35
State Retirement Contributions Fund (0701)	05.470	T296	49,563,912.11	41,662,308.06	---	7,901,604.05
Social Security Contributions Fund (0702)	05.470	T296	6.89	5.79	---	1.10
State Retirement Contributions Fund (0701)	05.470	T297	146,214.00	126,946.66	---	19,267.34
Missouri State Employees' Deferred Compensation Incentive Plan Administration Fund (0706)	05.490	T299	2,221,494.00	2,154,378.87	---	67,115.13
Missouri State Employees' Deferred Compensation Incentive Plan Administration Fund (0706)	05.490	T300	6,170.00	5,881.76	---	288.24
Missouri Consolidated Health Care Plan Benefit Fund (0765)	05.520	T303	71,192,998.00	66,630,799.79	---	4,562,198.21
Missouri Consolidated Health Care Plan Benefit Fund (0765)	05.520	T304	226,060.00	197,411.41	---	28,648.59
Economic Development Administrative Fund (0547)	07.015	T344	694,199.00	693,872.16	---	326.84
Workers' Compensation Fund (0652)	07.870	T367	30,548.00	---	---	30,548.00
State Facility Maintenance and Operation Fund (0501)	13.140	T427	1.00	---	---	1.00
General Revenue Fund (0101)	05.115	T467	421,949.00	421,949.00	---	---
General Revenue Fund (0101)	05.115	T468	136.00	136.00	---	---
Labor and Industrial Relations Administrative Fund (0122)	07.810	T471	10,422,242.00	7,345,264.68	---	3,076,977.32

General Revenue Fund (0101)	05.330	T541	72,670.00	72,667.68	---	2.32
Water and Wastewater Loan Fund (0649)	05.330	T541	40,725.00	40,725.00	---	---
Missouri Office of Prosecution Services Fund (0680)	05.330	T541	248.00	248.00	---	---
Office of Administration - Federal and Other Fund (0135)	05.335	T542	619,346.00	619,345.97	---	0.03
OA Information Technology - Federal and Other Fund (0165)	05.335	T542	1,218,420.00	1,218,420.00	---	---
Budget Reserve Fund (0100)	05.315	T567	10,670,509.00	10,670,509.00	---	---
Budget Reserve Fund (0100)	05.320	T568	4,131.00	4,129.31	---	1.69
General Revenue Fund (0101)	05.360	T652	1,165,627.00	1,137,298.00	---	28,329.00
General Revenue Fund (0101)	05.360	T653	202,255.00	196,997.00	---	5,258.00
General Revenue Fund (0101)	05.360	T657	1,007.00	994.00	---	13.00
General Revenue Fund (0101)	10.065	T906	37,304,309.00	37,117,303.00	---	187,006.00
Subtotals			<u>222,677,850.00</u>	<u>201,175,606.80</u>	---	<u>21,502,243.20</u>
Totals			<u>\$ 6,734,654,029.00</u>	<u>\$ 5,707,089,795.95</u>	<u>\$ 204,170,667.32</u>	<u>\$ 823,393,565.73</u>

**STATE OF MISSOURI
SUMMARY OF APPROPRIATION ACTIVITY
SPECIAL REVENUE FUNDS
FOR THE APPROPRIATION YEAR 2006**

	H.B. No.	Appr. No.	Appropriations	Expenditures and Transfers Out	Biennial Rollovers to 2007	Lapse of Appropriations
<u>LEGISLATURE</u>						
<u>Committee on Legislative Research</u>						
Statutory Revision Fund (0546)						
LEG RES-PUBLISH STATUTES	12.520	3035	\$ 107,691.00	\$ 95,486.96	\$ ---	\$ 12,204.04
<u>JUDICIARY</u>						
Judiciary Education and Training Fund (0847)						
JUDICIARY LEASING	13.130	6085	96,407.00	94,983.00	---	1,424.00
<u>Judicial Proceedings and Review</u>						
Basic Civil Legal Services Fund (0757)						
BASIC LEGAL SERV CIP EE	12.310	6846	300.00	300.00	---	---
BASIC LEGAL SERVICES PS	12.300	7273	47,100.00	13,640.67	---	33,459.33
BASIC LEGAL SERVICES E&E	12.300	7274	10,266.00	---	---	10,266.00
BASIC LEGAL SERVICES	12.300	7518	3,236,000.00	3,235,814.97	---	185.03
<u>Office of State Courts Administrator</u>						
Statewide Court Automation Fund (0270)						
COURT AUTOMATION PS	12.315	0735	1,414,819.00	1,398,189.53	---	16,629.47
COURT AUTOMATION E&E	12.315	3137	3,595,125.00	2,588,931.57	---	1,006,193.43
Crime Victims' Compensation Fund (0681)						
ICM SUPPORT E&E	12.305	7087	887,200.00	887,200.00	---	---
Basic Civil Legal Services Fund (0757)						
BASIC LEGAL SERV CIP-PS	12.310	6845	28,044.00	24,375.45	---	3,668.55
State Court Administration Revolving Fund (0831)						
STATE COURTS ADMIN E&E	12.305	3031	30,000.00	20,783.67	---	9,216.33
Judiciary Education and Training Fund (0847)						
JUDICIAL TRNG & ED PS	12.325	4186	560,554.00	500,623.26	---	59,930.74
JUDICIAL TRNG & ED E&E	12.325	4187	1,054,522.00	750,527.60	---	303,994.40
<u>Circuit Courts</u>						
Missouri CASA Fund (0590)						
CASA PROGRAMS	12.350	5196	100,000.00	77,987.58	---	22,012.42
State Court Administration Revolving Fund (0831)						
CIRCUIT PERSONNEL E&E	12.345	6239	200,000.00	127,016.93	---	72,983.07

Domestic Relations Resolution Fund (0852)							
DOMESTIC RELATIONS	12.350	4618	300,000.00	49,363.51	---	250,636.49	
CIRCUIT PERSONNEL PS	12.345	6065	71,544.00	26,348.45	---	45,195.55	
CIRCUIT PERSONNEL E&E	12.345	6066	20,856.00	7,582.11	---	13,273.89	
<u>Drug Court Coord Commission</u>							
Drug Court Resources Fund (0733)							
DRUG COURTS E&E	12.360	5197	2,178,416.00	2,150,475.27	---	27,940.73	
DRUG COURTS PS	12.360	5902	216,115.00	101,986.50	---	114,128.50	
<u>Legal Defense and Defender</u>							
Legal Defense And Defender Fund (0670)							
PUBLIC DEFENDER COMM PS	12.400	0951	117,378.00	53,516.22	---	63,861.78	
PUBLIC DEFENDER COMM	12.400	7673	1,850,756.00	1,152,192.92	---	698,563.08	
<u>EXECUTIVE</u>							
<u>Record Services</u>							
Local Records Preservation Fund (0577)							
SEC OF STATE PS	12.040	9491	916,763.00	866,315.80	---	50,447.20	
SEC OF STATE E&E	12.040	9492	397,727.00	328,384.42	---	69,342.58	
LOCAL RECORDS GRANTS	12.095	9835	426,274.00	314,877.85	---	111,396.15	
Missouri State Archives - St. Louis Trust Fund (0770)							
DOCUMENT PRESERVATION	12.100	0781	12,000,000.00	---	---	12,000,000.00	
DOCUMENT PRESERVATION PS	12.100	1090	171,704.00	---	---	171,704.00	
DOCUMENT PRESERVATION E&E	12.100	1092	183,515.00	---	---	183,515.00	
<u>Securities</u>							
Investors Restitution Fund (0741)							
INVESTORS' RESTITUTION	12.060	5925	55,000.00	19,708.00	---	35,292.00	
Investor Education and Protection Fund (0829)							
SEC OF STATE PS	12.040	5532	228,158.00	200,506.08	---	27,651.92	
SEC OF STATE E&E	12.040	5533	170,864.00	102,629.36	---	68,234.64	
<u>Information Technology Services</u>							
Secretary of State's Technology Trust Fund Account Fund (0266)							
SEC OF STATE PS	12.040	2221	80,905.00	80,362.39	---	542.61	
SEC OF STATE E&E	12.040	2222	2,922,496.00	1,348,519.55	---	1,573,976.45	
<u>Library Services</u>							
Library Networking Fund (0822)							
LIBRARY NETWORKING FUND	12.125	4200	550,001.00	415,866.01	---	134,134.99	

**STATE OF MISSOURI
SUMMARY OF APPROPRIATION ACTIVITY
SPECIAL REVENUE FUNDS
FOR THE APPROPRIATION YEAR 2006**

	H.B. No.	Appr. No.	Appropriations	Expenditures and Transfers Out	Biennial Rollovers to 2007	Lapse of Appropriations
<u>Wolfner Library</u>						
Wolfner State Library Fund (0928)						
SEC OF STATE E&E	12.040	4195	14,500.00	---	---	14,500.00
<u>State Auditor</u>						
Conservation Commission Fund (0609)						
STATE AUDITOR PS	12.150	2209	39,009.00	38,923.98	---	85.02
STATE AUDITOR E&E	12.150	2211	2,611.00	2,597.92	---	13.08
Parks Sales Tax Fund (0613)						
STATE AUDITOR PS	12.150	0059	19,483.00	19,482.89	---	0.11
Soil And Water Sales Tax Fund (0614)						
STATE AUDITOR PS	12.150	0060	18,787.00	18,786.92	---	0.08
Petition Audit Revolving Trust Fund (0648)						
STATE AUDITOR PS	12.150	8486	736,615.00	79,690.71	---	656,924.29
STATE AUDITOR E&E	12.150	8487	31,616.00	11,282.96	---	20,333.04
<u>State Treasurer</u>						
Treasurer's Information Fund (0255)						
TREASURER'S INFO FUND	12.155	0747	25,000.00	2,115.86	---	22,884.14
STATE TREASURER PS	12.155	7061	89,691.00	89,659.69	---	31.31
Workers' Compensation - Second Injury Fund (0653)						
STATE TREASURER PS	12.155	4009	37,875.00	37,874.83	---	0.17
STATE TREASURER E&E	12.155	4010	3,280.00	3,280.00	---	---
<u>Attorney General</u>						
Gaming Commission Fund (0286)						
ATTORNEY GENERAL PS	12.210	2314	123,052.00	123,051.96	---	0.04
ATTORNEY GENERAL E&E	12.210	3333	6,742.00	5,430.94	---	1,311.06
Natural Resources Protection - Water Pollution Permit Fee Subaccount Fund (0568)						
ATTORNEY GENERAL PS	12.210	1521	33,184.00	33,184.00	---	---
ATTORNEY GENERAL E&E	12.210	1522	4,715.00	4,715.00	---	---
Solid Waste Management Fund (0570)						
ATTORNEY GENERAL PS	12.210	1523	33,184.00	33,184.00	---	---
ATTORNEY GENERAL E&E	12.210	1524	5,215.00	5,215.00	---	---
Motor Vehicle Commission Fund (0588)						
ATTORNEY GENERAL PS	12.210	9618	39,592.00	39,592.00	---	---
ATTORNEY GENERAL E&E	12.210	9619	6,300.00	---	---	6,300.00

Health Spa Regulatory Fund (0589)							
ATTORNEY GENERAL E&E	12.210	0806	5,000.00	4,445.35	---	554.65	
Natural Resources Protection - Air Pollution Permit Fee Subaccount Fund (0594)							
ATTORNEY GENERAL PS	12.210	1525	33,160.00	33,160.00	---	---	
ATTORNEY GENERAL E&E	12.210	1526	4,715.00	4,715.00	---	---	
Soil and Water Sales Tax Fund (0614)							
ATTORNEY GENERAL PS	12.210	1527	11,055.00	11,055.00	---	---	
ATTORNEY GENERAL E&E	12.210	1528	2,267.00	2,267.00	---	---	
Merchandise Practices Revolving Fund (0631)							
OVERTIME	12.215	0599	630.00	---	---	630.00	
ATTORNEY GENERAL PS	12.210	1529	645,971.00	645,768.27	---	202.73	
ATTORNEY GENERAL E&E	12.210	2315	1,870,951.00	908,287.28	---	962,663.72	
ATTORNEY GENERAL	13.125	3187	164,548.00	163,250.36	---	1,297.64	
Workers' Compensation Fund (0652)							
ATTORNEY GENERAL PS	12.210	2316	291,466.00	290,510.94	---	955.06	
ATTORNEY GENERAL	13.125	3188	103,581.00	102,760.44	---	820.56	
ATTORNEY GENERAL E&E	12.210	7588	153,653.00	26,588.54	---	127,064.46	
Workers' Compensation - Second Injury Fund (0653)							
OVERTIME	12.215	0601	500.00	---	---	500.00	
ATTORNEY GENERAL	13.125	3189	103,581.00	103,565.56	---	15.44	
ATTORNEY GENERAL PS	12.210	4011	1,691,946.00	1,691,713.09	---	232.91	
ATTORNEY GENERAL E&E	12.210	4012	983,332.00	923,752.73	---	59,579.27	
Hazardous Waste Fund (0676)							
ATTORNEY GENERAL PS	12.210	1556	33,160.00	33,160.00	---	---	
ATTORNEY GENERAL E&E	12.210	1557	4,715.00	4,715.00	---	---	
Safe Drinking Water Fund (0679)							
ATTORNEY GENERAL PS	12.210	1558	11,079.00	11,079.00	---	---	
ATTORNEY GENERAL E&E	12.210	1559	2,265.00	2,265.00	---	---	
Missouri Office of Prosecution Services Fund (0680)							
ATTORNEY GENERAL	13.125	2022	16,711.00	16,465.20	---	245.80	
Hazardous Waste Remedial Fund (0690)							
ATTORNEY GENERAL PS	12.210	6265	223,878.00	223,878.00	---	---	
ATTORNEY GENERAL E&E	12.210	6266	10,165.00	10,165.00	---	---	
Attorney General Trust Fund (0794)							
ATY GENERAL TRUST E&E	12.235	7053	5,196,462.00	5,196,461.30	---	0.70	
Inmate Incarceration Reimbursement Act Revolving Fund (0828)							
ATTORNEY GENERAL E&E	12.210	4183	26,295.00	6,137.65	---	20,157.35	
ATTORNEY GENERAL PS	12.210	4204	48,325.00	48,325.00	---	---	
Mined Land Reclamation Fund (0906)							
ATTORNEY GENERAL PS	12.210	1560	11,055.00	11,055.00	---	---	
ATTORNEY GENERAL E&E	12.210	1561	2,262.00	2,262.00	---	---	

**STATE OF MISSOURI
SUMMARY OF APPROPRIATION ACTIVITY
SPECIAL REVENUE FUNDS
FOR THE APPROPRIATION YEAR 2006**

	<u>H.B. No.</u>	<u>Appr. No.</u>	<u>Appropriations</u>	<u>Expenditures and Transfers Out</u>	<u>Biennial Rollovers to 2007</u>	<u>Lapse of Appropriations</u>
<u>Missouri Office of Prosecution Services</u>						
Missouri Office of Prosecution Services Fund (0680)						
OFFICE OF PROS SVS PS	12.230	7337	207,324.00	202,043.72	---	5,280.28
OFFICE OF PROS SVS E&E	12.230	7338	197,314.00	43,819.77	---	153,494.23
Missouri Office of Prosecution Services Revolving Fund (0844)						
OFFICE OF PROS SVS E&E	12.230	4106	150,000.00	103,786.28	---	46,213.72
<u>OFFICE OF ADMINISTRATION</u>						
Deaf Relay Service and Equipment Distribution Program Fund (0559)						
OA IT CONSOLIDATION E&E	05.030	0620	13,000.00	1,350.00	---	11,650.00
OFFICE OF ADMINISTRATION	13.030	7471	19,916.00	19,915.95	---	0.05
Children's Service Commission Fund (0601)						
CHILDREN'S SERVICE COMM	05.200	5609	10,000.00	---	---	10,000.00
Milk Inspection Fees Fund (0645)						
CONTINGENCY SHORTFALLS	13.145	0920	4,788.00	1,800.00	---	2,988.00
Children's Trust Fund (0694)						
OA IT CONSOLIDATION E&E	05.030	0622	1,039.00	1,039.00	---	---
Missouri State Penitentiary Redevelopment Commission Fund (0768)						
M&R MSP REDEVELOPMENT	18.035	0713	1.00	---	1.00	---
<u>Division of Accounting</u>						
Missouri Arts Council Trust Fund (0262)						
UNEMPLOYMENT BENEFITS	05.510	0789	2,750.00	2,750.00	---	---
Missouri Air Emission Reduction Fund (0267)						
UNEMPLOYMENT BENEFITS	05.510	7429	1,513.00	1,512.27	---	0.73
Nursing Facility Quality of Care Fund (0271)						
UNEMPLOYMENT BENEFITS	05.510	6341	2,089.00	1,004.67	---	1,084.33
Division of Tourism Supplemental Revenue Fund (0274)						
UNEMPLOYMENT BENEFITS	05.510	6971	962.00	961.95	---	0.05
Health Initiatives Fund (0275)						
UNEMPLOYMENT BENEFITS	05.510	5990	1,000.00	16.23	---	983.77
TEACHER RETIREMENT CONTR	05.485	6105	5,000.00	29.24	---	4,970.76
Gaming Commission Fund (0286)						
UNEMPLOYMENT BENEFITS	05.510	6671	5,683.00	5,683.00	---	---

Outstanding Schools Trust Fund (0287)							
UNEMPLOYMENT BENEFITS	05.510	2896	250.00	250.00	---	---	
Lottery Proceeds Fund (0291)							
TEACHER RETIREMENT CONTR	05.485	2831	25,000.00	---	---	---	25,000.00
Missouri Public Health Services Fund (0298)							
UNEMPLOYMENT BENEFITS	05.510	2310	500.00	386.83	---	---	113.17
Division of Credit Unions Fund (0548)							
UNEMPLOYMENT BENEFITS	05.510	6001	5,000.00	1,918.22	---	---	3,081.78
Division of Finance Fund (0550)							
UNEMPLOYMENT BENEFITS	05.510	7078	9,008.00	4,774.00	---	---	4,234.00
Insurance Dedicated Fund (0566)							
UNEMPLOYMENT BENEFITS	05.510	6002	30,000.00	24,750.00	---	---	5,250.00
Natural Resources Protection - Water Pollution Permit Fee Subaccount Fund (0568)							
UNEMPLOYMENT BENEFITS	05.510	6797	6,480.00	6,324.00	---	---	156.00
Solid Waste Management Fund (0570)							
UNEMPLOYMENT BENEFITS	05.510	6675	3,000.00	723.00	---	---	2,277.00
Natural Resources Protection - Air Pollution Asbestos Fee Subaccount Fund (0584)							
UNEMPLOYMENT BENEFITS	05.510	7431	388.00	387.36	---	---	0.64
Services to Victims Fund (0592)							
UNEMPLOYMENT BENEFITS	05.510	2897	11.00	10.58	---	---	0.42
Natural Resources Protection - Air Pollution Permit Fee Subaccount Fund (0594)							
UNEMPLOYMENT BENEFITS	05.510	6154	1,246.00	377.94	---	---	868.06
Public Service Commission Fund (0607)							
UNEMPLOYMENT BENEFITS	05.510	6343	15,520.00	12,445.20	---	---	3,074.80
Conservation Commission Fund (0609)							
UNEMPLOYMENT BENEFITS	05.510	2240	200,000.00	164,704.07	---	---	35,295.93
Parks Sales Tax Fund (0613)							
UNEMPLOYMENT BENEFITS	05.510	6237	350,000.00	120,170.75	---	---	229,829.25
Soil and Water Sales Tax Fund (0614)							
UNEMPLOYMENT BENEFITS	05.510	6238	15,361.00	4,602.35	---	---	10,758.65
State School Moneys Fund (0616)							
TEACHER RETIREMENT CONTR	05.485	3014	38,460.00	33,350.25	---	---	5,109.75
Social Services Educational Improvement Fund (0620)							
TEACHER RETIREMENT CONTR	05.485	3440	27,100.00	645.89	---	---	26,454.11
UNEMPLOYMENT BENEFITS	05.510	6003	1,000.00	366.93	---	---	633.07
Board of Nursing Fund (0635)							
UNEMPLOYMENT BENEFITS	05.510	6799	580.00	579.48	---	---	0.52
Missouri Real Estate Commission Fund (0638)							
UNEMPLOYMENT BENEFITS	05.510	0790	8,500.00	7,750.00	---	---	750.00
Health Family Trust Fund - Tobacco Prevention, Education and Cessation Account Fund (0643)							
UNEMPLOYMENT BENEFITS	05.510	6897	347.00	346.56	---	---	0.44

**STATE OF MISSOURI
SUMMARY OF APPROPRIATION ACTIVITY
SPECIAL REVENUE FUNDS
FOR THE APPROPRIATION YEAR 2006**

	H.B. No.	Appr. No.	Appropriations	Expenditures and Transfers Out	Biennial Rollovers to 2007	Lapse of Appropriations
State Highways and Transportation Department Fund (0644)						
MODOT/HWY PATROL UNEMPLOY	05.515	6365	345,000.00	308,480.11	---	36,519.89
Grain Inspection Fees Fund (0647)						
UNEMPLOYMENT BENEFITS	05.510	6004	20,000.00	8,992.69	---	11,007.31
Workers' Compensation Fund (0652)						
UNEMPLOYMENT BENEFITS	05.510	6005	18,000.00	10,018.05	---	7,981.95
Workers' Compensation - Second Injury Fund (0653)						
UNEMPLOYMENT BENEFITS	05.510	6346	8,250.00	2,750.00	---	5,500.00
Safe Drinking Water Fund (0679)						
UNEMPLOYMENT BENEFITS	05.510	7080	8,830.00	4,316.00	---	4,514.00
Crime Victims' Compensation Fund (0681)						
UNEMPLOYMENT BENEFITS	05.510	7513	53.00	52.23	---	0.77
Missouri Air Pollution Control Fund (0691)						
UNEMPLOYMENT BENEFITS	05.510	2898	23.00	22.31	---	0.69
Missouri Senior Rx Fund (0734)						
UNEMPLOYMENT BENEFITS	05.510	6972	164.00	163.37	---	0.63
Head Injury Fund (0742)						
UNEMPLOYMENT BENEFITS	05.510	1153	1,500.00	577.00	---	923.00
Boiler and Pressure Vessels Safety Fund (0744)						
UNEMPLOYMENT BENEFITS	05.510	2899	1,184.00	1,183.88	---	0.12
Investor Education and Protection Fund (0829)						
UNEMPLOYMENT BENEFITS	05.510	1156	10,250.00	5,500.00	---	4,750.00
Guaranty Agency Operating Fund (0880)						
UNEMPLOYMENT BENEFITS	05.510	6357	703.00	702.40	---	0.60
Missouri Public Broadcasting Corporation Special Fund (0887)						
PUBLIC TELEVISION GRANTS	05.425	1876	100,000.00	97,000.00	---	3,000.00
National Guard Trust Fund (0900)						
UNEMPLOYMENT BENEFITS	05.510	1157	5,029.00	4,195.39	---	833.61

Division of Facilities Management,**Design and Construction**

Missouri Air Emission Reduction Fund (0267)							
DNR RELOCATE GRN BLDG	15.105	1679	31,774.00	30,260.87	1,513.13	---	
Natural Resources Protection - Water Pollution Permit Fee Subaccount Fund (0568)							
DNR RELOCATE GRN BLDG	15.105	0973	28,205.00	913.71	27,291.29	---	
Solid Waste Management Fund (0570)							
DNR RELOCATE GRN BLDG	15.105	0976	1,742.00	127.37	1,614.63	---	
Natural Resources Protection - Air Pollution Asbestos Fee Subaccount Fund (0584)							
DNR RELOCATE GRN BLDG	15.105	1680	3,876.00	3,690.36	185.64	---	
Natural Resources Protection - Air Pollution Permit Fee Subaccount Fund (0594)							
DNR RELOCATE GRN BLDG	15.105	0979	42,220.00	40,195.42	2,024.58	---	
Soil And Water Sales Tax Fund (0614)							
DNR RELOCATE GRN BLDG	15.105	0993	14,984.00	1,297.90	13,686.10	---	
Energy Set-Aside Program Fund (0667)							
DNR RELOCATE GRN BLDG	15.105	0982	7,315.00	254.73	7,060.27	---	
Hazardous Waste Fund (0676)							
DNR RELOCATE GRN BLDG	15.105	0986	420.00	---	420.00	---	
Safe Drinking Water Fund (0679)							
DNR RELOCATE GRN BLDG	15.105	0988	10,152.00	40.65	10,111.35	---	
Second Capital Commission Fund (0745)							
2ND STATE CAPITOL COMM	05.145	6364	25,000.00	---	---	---	25,000.00
Special Employment Security - Bond Proceeds Fund (0947)							
BUFF ARB/FEES EXPENSES	05.255	7318	1.00	---	---	---	1.00
Special Employment Security Fund (0949)							
BUFF ARB/FEES EXPENSES	05.255	7516	1.00	---	---	---	1.00

Division of General Services

Conservation Commission Fund (0609)							
WORKERS' COMP & SIF TAX	05.565	3439	60,000.00	43,873.54	---	---	16,126.46
WORKERS' COMPENSATION	05.555	4542	700,000.00	652,476.04	---	---	47,523.96
Governor's Council on Physical Fitness Institution Gift Trust Fund (0924)							
HEALTH COUNCIL PROGRAMS	05.180	2608	350,000.00	8,409.29	---	---	341,590.71

Children's Trust Fund

Children's Trust Fund (0694)							
CTF PROGRAMS	05.195	5608	3,360,000.00	2,528,985.30	---	---	831,014.70
CHILDREN'S TRUST FUND PS	05.195	8371	191,421.00	164,148.04	---	---	27,272.96
CHILDREN'S TRUST FUND E&E	05.195	8372	145,200.00	96,135.94	---	---	49,064.06

**STATE OF MISSOURI
SUMMARY OF APPROPRIATION ACTIVITY
SPECIAL REVENUE FUNDS
FOR THE APPROPRIATION YEAR 2006**

	H.B. No.	Appr. No.	Appropriations	Expenditures and Transfers Out	Biennial Rollovers to 2007	Lapse of Appropriations
<u>Missouri Assistive Technology Council</u>						
Deaf Relay Service and Equipment Distribution Program Fund (0559)						
ASSISTIVE TECHNOLOGY-PS	05.205	6874	195,531.00	189,847.74	---	5,683.26
ASSISTIVE TECHNOLOGY-EE	05.205	6875	1,954,914.00	1,132,722.29	---	822,191.71
Assistive Technology Loan Revolving Fund (0889)						
ASSISTIVE TECHNOLOGY-PS	05.205	6876	44,800.00	44,508.00	---	292.00
ASSISTIVE TECHNOLOGY PRG	05.205	6877	500,000.00	84,718.11	---	415,281.89
<u>DEPARTMENT OF AGRICULTURE</u>						
Animal Health Laboratory Fees Fund (0292)						
MDA IT CONSOLIDATION PS	06.010	7536	4,886.00	4,886.00	---	---
MDA IT CONSOLIDATION E&E	06.010	7537	19,865.00	3,980.00	---	15,885.00
Animal Care Reserve Fund (0295)						
OVERTIME	06.015	7408	1,000.00	---	---	1,000.00
MDA IT CONSOLIDATION PS	06.010	7538	6,357.00	6,159.00	---	198.00
MDA IT CONSOLIDATION E&E	06.010	7539	26,445.00	18,359.36	---	8,085.64
Livestock Brands Fund (0299)						
MDA IT CONSOLIDATION PS	06.010	7540	210.00	209.61	---	0.39
MDA IT CONSOLIDATION E&E	06.010	7541	7,301.00	1,533.00	---	5,768.00
Commodity Council Merchandising Fund (0406)						
MDA IT CONSOLIDATION PS	06.010	7542	309.00	---	---	309.00
MDA IT CONSOLIDATION E&E	06.010	7543	1,227.00	796.00	---	431.00
Livestock Sales and Markets Fees Fund (0581)						
MDA IT CONSOLIDATION PS	06.010	7552	354.00	---	---	354.00
MDA IT CONSOLIDATION E&E	06.010	7553	4,262.00	---	---	4,262.00
Livestock Dealer Law Enforcement and Administration Fund (0624)						
MDA IT CONSOLIDATION PS	06.010	7556	137.00	---	---	137.00
MDA IT CONSOLIDATION E&E	06.010	7557	95.00	---	---	95.00
Milk Inspection Fees Fund (0645)						
AGRICULTURE LEASING	13.045	1475	215.00	---	---	215.00
OVERTIME	06.015	7410	50.00	---	---	50.00
MDA IT CONSOLIDATION PS	06.010	7558	1,342.00	1,331.66	---	10.34
MDA IT CONSOLIDATION E&E	06.010	7561	9,343.00	4,814.16	---	4,528.84

Grain Inspection Fees Fund (0647)							
AGRICULTURE LEASING	13.045	1474	22,686.00	21,084.00	---	---	1,602.00
OVERTIME	06.015	7411	9,996.00	---	---	---	9,996.00
MDA IT CONSOLIDATION PS	06.010	7562	9,388.00	5,481.90	---	---	3,906.10
MDA IT CONSOLIDATION E&E	06.010	7563	27,135.00	6,050.34	---	---	21,084.66
State Contracted Manufacturing Dairy Plant Inspection and Grading Fee Fund (0661)							
MDA IT CONSOLIDATION E&E	06.010	7565	659.00	---	---	---	659.00
Petroleum Inspection Fund (0662)							
AGRICULTURE LEASING	13.045	0653	7,673.00	7,200.00	---	---	473.00
OVERTIME	06.015	7412	1,308.00	---	---	---	1,308.00
MDA IT CONSOLIDATION PS	06.010	7566	75,673.00	75,672.85	---	---	0.15
MDA IT CONSOLIDATION E&E	06.010	7567	94,908.00	11,406.46	---	---	83,501.54
Marketing Development Fund (0683)							
OVERTIME	06.015	7413	1,000.00	---	---	---	1,000.00
MDA IT CONSOLIDATION PS	06.010	7568	5,766.00	5,765.98	---	---	0.02
MDA IT CONSOLIDATION E&E	06.010	7569	12,997.00	1,218.04	---	---	11,778.96
Missouri Qualified Biodiesel Producer Incentive Fund (0777)							
BIODIESEL INCENTIVE PRGM	06.025	7519	1.00	---	---	---	1.00
Agriculture Development Fund (0904)							
MDA IT CONSOLIDATION PS	06.010	7570	978.00	795.10	---	---	182.90
MDA IT CONSOLIDATION E&E	06.010	7571	3,971.00	1,403.00	---	---	2,568.00
Institution Gift Trust Fund (0925)							
MDA IT CONSOLIDATION E&E	06.010	7573	1,256.00	---	---	---	1,256.00
<u>Office of Director</u>							
Missouri Qualified Fuel Ethanol Producer Incentive Fund (0571)							
ETHANOL INCENTIVE PRGM	06.025	4627	9,067,800.00	8,102,393.20	---	---	965,406.80
Institution Gift Trust Fund (0925)							
DIRECTOR'S OFFICE PS	06.005	1177	39,928.00	39,637.50	---	---	290.50
DIRECTOR'S OFFICE E&E	06.005	1179	18,000.00	10,198.46	---	---	7,801.54
<u>Division of Animal Health</u>							
Animal Health Laboratory Fees Fund (0292)							
ANIMAL HEALTH ADMIN PS	06.085	1222	140,614.00	16,290.00	---	---	124,324.00
ANIMAL HEALTH ADMIN E&E	06.085	2186	428,950.00	414,906.63	---	---	14,043.37
Animal Care Reserve Fund (0295)							
ANIMAL HEALTH ADMIN PS	06.085	1224	338,775.00	331,882.69	---	---	6,892.31
ANIMAL HEALTH ADMIN E&E	06.085	2187	192,717.00	93,204.98	---	---	99,512.02
Livestock Brands Fund (0299)							
LIVESTOCK BRANDS PRGM	06.085	1227	33,860.00	33,860.00	---	---	---
Livestock Sales and Markets Fees Fund (0581)							
LIVESTOCK MARKETS	06.085	9462	28,565.00	11,474.79	---	---	17,090.21

**STATE OF MISSOURI
SUMMARY OF APPROPRIATION ACTIVITY
SPECIAL REVENUE FUNDS
FOR THE APPROPRIATION YEAR 2006**

	H.B. No.	Appr. No.	Appropriations	Expenditures and Transfers Out	Biennial Rollovers to 2007	Lapse of Appropriations
Livestock Dealer Law Enforcement and Administration Fund (0624)						
LIVESTOCK DEALER LAW	06.085	8830	12,250.00	---	---	12,250.00
Institution Gift Trust Fund (0925)						
GIFT TRUST FUND	06.085	3121	5,000.00	660.58	---	4,339.42
<u>Division of Grain Inspection and Warehousing</u>						
Commodity Council Merchandising Fund (0406)						
COMMODITY MERCHNDNG PS	06.100	2417	77,399.00	33,529.25	---	43,869.75
COMMODITY MERCHNDNG E&E	06.100	2418	22,000.00	8,590.83	---	13,409.17
REFUNDS & REIMBURSEMENTS	06.105	2420	210,000.00	201,109.98	---	8,890.02
Aquaculture Marketing Development Fund (0573)						
MO AQUACULTURE COUNCIL	06.105	2419	25,000.00	7,754.94	---	17,245.06
Apple Merchandising Fund (0615)						
RES & MKT DEV OF APPLES	06.105	2421	12,000.00	4,000.00	---	8,000.00
Grain Inspection Fees Fund (0647)						
GRAIN INSPECTION SVS E&E	06.100	2388	298,573.00	140,965.24	---	157,607.76
GRAIN INSPECTION SVS PS	06.100	3201	1,517,602.00	944,177.95	---	573,424.05
PAYMENT OF FED USER FEE	06.100	4552	100,000.00	65,663.49	---	34,336.51
Missouri Wine Marketing and Research Development Fund (0855)						
WINE MKTNG & RESEARCH	06.105	0554	34,000.00	33,785.50	---	214.50
<u>Division of Plant Industries</u>						
Organic Production and Certification Fee Fund (0749)						
PLANT INDUSTRIES PRGM PS	06.110	6882	11,000.00	---	---	11,000.00
PLANT INDUSTRIES PRGM E&E	06.110	6883	116,562.00	9,025.79	---	107,536.21
Boll Weevil Suppression and Eradication Fund (0823)						
BOLL WEEVIL ERADICAT PS	06.120	0556	68,626.00	9,674.35	---	58,951.65
BOLL WEEVIL ERADICAT E&E	06.120	0557	30,815.00	11,205.06	---	19,609.94
<u>Division of Weights and Measures</u>						
Petroleum Inspection Fund (0662)						
WEIGHTS & MEASURES E&E	06.125	2573	737,889.00	365,781.71	---	372,107.29
WEIGHTS & MEASURES PS	06.125	8381	1,278,997.00	1,168,162.19	---	110,834.81

State Milk Board

Milk Inspection Fees Fund (0645)							
STATE MILK BOARD PS	06.150	0265	245,974.00	234,928.22	---	11,045.78	
STATE MILK BOARD E&E	06.150	0267	209,184.00	103,701.15	---	105,482.85	
MILK BOARD LOCAL HLTH	06.150	0268	984,887.00	877,293.86	---	107,593.14	
State Contracted Manufacturing Dairy Plant Inspection and Grading Fee Fund (0661)							
DAIRY PLANT INSPECTIONS	06.150	7362	7,341.00	---	---	7,341.00	

Agric Business Development Division

Aquaculture Marketing Development Fund (0573)						
AGRI BUSINESS DEV PS	06.035	5027	8,095.00	7,045.64	---	1,049.36
Marketing Development Fund (0683)						
GRAPE & WINE PROGRAM E&E	06.045	2568	1,661,229.00	994,841.45	---	666,387.55
GRAPE & WINE PROGRAM PS	06.045	2827	107,452.00	98,842.84	---	8,609.16
AGRI MISSOURI PROGRAM E&E	06.040	7034	10,000.00	---	---	10,000.00
GROW NATIVE E&E	06.035	7346	90,000.00	43,488.59	---	46,511.41
Agriculture Development Fund (0904)						
AG DEVELOPMENT PRGM PS	06.075	5394	87,601.00	1,000.00	---	86,601.00
AG DEVELOPMENT PRGM E&E	06.075	5395	45,370.00	6,977.25	---	38,392.75
AG DEVEL FUND INVESTMENTS	06.075	9913	100,000.00	18,279.27	---	81,720.73

Missouri State Fair

Marketing Development Fund (0683)						
AID-TO-STATE FAIRS	06.145	7058	1.00	---	---	1.00
State Fair Trust Fund (0951)						
FUNDING TO START FAIR	06.135	3812	10,000.00	3,411.35	---	6,588.65

Market Information and Outreach Division

Marketing Development Fund (0683)						
MARKET INFO/OUTREACH PS	06.035	0788	5,000.00	---	---	5,000.00
GOV'S CONFERENCE ON AG	06.035	2938	125,000.00	143.91	---	124,856.09
MARKET INFO/OUTREACH E&E	06.035	6054	77,000.00	11,139.11	---	65,860.89
Agriculture Development Fund (0904)						
MARKET INFO/OUTREACH PS	06.035	6055	106,121.00	39,595.35	---	66,525.65
Institution Gift Trust Fund (0925)						
AG AWARENESS PRGM	06.035	4377	23,744.00	---	---	23,744.00

DEPARTMENT OF INSURANCE

Insurance Examiners Fund (0552)						
REFUNDS	07.715	2681	1.00	---	---	1.00
DOI IT CONSOLIDATION E&E	07.705	7577	156,628.00	73,689.74	---	82,938.26

**STATE OF MISSOURI
SUMMARY OF APPROPRIATION ACTIVITY
SPECIAL REVENUE FUNDS
FOR THE APPROPRIATION YEAR 2006**

	H.B. No.	Appr. No.	Appropriations	Expenditures and Transfers Out	Biennial Rollovers to 2007	Lapse of Appropriations
Insurance Dedicated Fund (0566)						
INSURANCE LEASING	13.060	6082	8,461.00	6,900.00	---	1,561.00
HEALTH INSUR COUNSELING	07.720	7021	200,000.00	200,000.00	---	---
DOI IT CONSOLIDATION PS	07.705	7574	532,388.00	480,426.39	---	51,961.61
DOI IT CONSOLIDATION E&E	07.705	7575	379,339.00	377,133.12	---	2,205.88
REFUNDS	07.715	9909	75,000.00	23,648.83	---	51,351.17
<u>Administration</u>						
Insurance Dedicated Fund (0566)						
DEPT ADMINISTRATION PS	07.700	9907	4,403,264.00	3,888,797.30	---	514,466.70
DEPT ADMINISTRATION E&E	07.700	9908	1,154,265.00	662,430.10	---	491,834.90
<u>Division of Financial Regulation</u>						
Insurance Dedicated Fund (0566)						
MKT CONDUCT&FIN EXAM PS	07.710	0793	5,177,435.00	4,595,556.40	---	581,878.60
MKT CONDUCT&FIN EXAM E&E	07.710	2042	1,895,189.00	1,213,434.87	---	681,754.13
<u>DEPARTMENT OF CONSERVATION</u>						
Conservation Commission Fund (0609)						
CONSERVATION PROGRAMS	06.600	0286	136,722,241.00	127,567,781.34	---	9,154,459.66
MDC STATEWIDE	19.030	0750	44,000,000.00	19,684,264.85	24,315,735.15	---
STATEWIDE CONSTRUCTION	15.130	6415	15,176,625.00	12,266,162.06	2,910,462.94	---
OVERTIME-CONSERVATION	06.600	7517	474,360.00	---	---	474,360.00
<u>DEPARTMENT ECONOMIC DEVELOPMENT</u>						
Missouri Arts Council Trust Fund (0262)						
DED IT CONSOLIDATION E&E	07.010	7593	12,700.00	2,194.76	---	10,505.24
Division of Tourism Supplemental Revenue Fund (0274)						
DED LEASING	13.055	1982	8,718.00	6,593.51	---	2,124.49
TOURISM OVERTIME	07.120	7171	2,500.00	2,133.90	---	366.10
DED IT CONSOLIDATION E&E	07.010	7595	39,000.00	37,893.96	---	1,106.04
Division of Credit Unions Fund (0548)						
DED LEASING	13.055	1983	602.00	568.66	---	33.34
DED IT CONSOLIDATION E&E	07.010	7599	3,721.00	2,978.51	---	742.49

Division of Finance Fund (0550)							
DED LEASING	13.055	1984	123,444.00	112,769.74	---	10,674.26	
DED IT CONSOLIDATION PS	07.010	7600	41,916.00	39,288.00	---	2,628.00	
DED IT CONSOLIDATION E&E	07.010	7601	71,345.00	52,155.26	---	19,189.74	
International Promotions Revolving Fund (0567)							
DED IT CONSOLIDATION E&E	07.010	7604	2,762.00	2,500.00	---	262.00	
Manufactured Housing Fund (0582)							
DED LEASING	13.055	3128	13,983.00	13,897.83	---	85.17	
MANUF HOUSING OVERTIME	07.140	7153	61.00	---	---	61.00	
DED IT CONSOLIDATION E&E	07.010	7608	3,000.00	2,779.00	---	221.00	
Missouri Job Development Fund (0600)							
DED IT CONSOLIDATION E&E	07.010	7610	7,000.00	4,920.31	---	2,079.69	
Public Service Commission Fund (0607)							
DED LEASING	13.055	1986	763,927.00	743,941.18	---	19,985.82	
PUBLIC SERV COM OVERTIME	07.185	7152	39,049.00	---	---	39,049.00	
Board of Accountancy Fund (0627)							
BD OF ACCTANCY OVERTIME	07.205	7155	1,000.00	---	---	1,000.00	
DED IT CONSOLIDATION E&E	07.010	7612	11,000.00	3,143.91	---	7,856.09	
Board of Barber Examiners Fund (0628)							
DED IT CONSOLIDATION E&E	07.010	7614	400.00	365.88	---	34.12	
Board of Podiatric Medicine Fund (0629)							
DED IT CONSOLIDATION E&E	07.010	7616	1,000.00	65.47	---	934.53	
Board of Chiropractic Examiners Fund (0630)							
DED IT CONSOLIDATION E&E	07.010	7618	1,000.00	69.67	---	930.33	
Board of Cosmetology Fund (0632)							
DED IT CONSOLIDATION E&E	07.010	7620	5,000.00	2,105.04	---	2,894.96	
Board of Embalmers and Funeral Directors Fund (0633)							
DED IT CONSOLIDATION E&E	07.010	7622	7,200.00	257.86	---	6,942.14	
Board of Registration for Healing Arts Fund (0634)							
BD HEALING ART OVERTIME	07.255	7158	633.00	---	---	633.00	
DED IT CONSOLIDATION E&E	07.010	7624	12,505.00	29.95	---	12,475.05	
Board of Nursing Fund (0635)							
BD OF NURSING OVERTIME	07.265	7159	1,000.00	---	---	1,000.00	
DED IT CONSOLIDATION E&E	07.010	7626	20,000.00	2,993.88	---	17,006.12	
Board of Optometry Fund (0636)							
DED IT CONSOLIDATION E&E	07.010	7628	550.00	540.00	---	10.00	
Board of Pharmacy Fund (0637)							
BD OF PHARMACY OVERTIME	07.280	7160	781.00	---	---	781.00	
DED IT CONSOLIDATION E&E	07.010	7630	4,000.00	1,378.67	---	2,621.33	
Missouri Real Estate Commission Fund (0638)							
REAL ESTATE COM OVERTIME	07.295	7161	1,000.00	---	---	1,000.00	
DED IT CONSOLIDATION E&E	07.010	7632	5,000.00	3,481.61	---	1,518.39	
Veterinary Medical Board Fund (0639)							
DED IT CONSOLIDATION E&E	07.010	7634	1,500.00	---	---	1,500.00	

**STATE OF MISSOURI
SUMMARY OF APPROPRIATION ACTIVITY
SPECIAL REVENUE FUNDS
FOR THE APPROPRIATION YEAR 2006**

	H.B. No.	Appr. No.	Appropriations	Expenditures and Transfers Out	Biennial Rollovers to 2007	Lapse of Appropriations
Dental Board Fund (0677)						
DED IT CONSOLIDATION E&E	07.010	0001	6,000.00	646.83	---	5,353.17
DENTAL BOARD OVERTIME	07.240	7157	816.00	---	---	816.00
State Board of Architects, Professional Engineers, Land Surveyors and Landscape Architects Fund (0678)						
DED IT CONSOLIDATION E&E	07.010	0006	25,389.00	914.12	---	24,474.88
ARCH PE&LAND SUR OVERTIME	07.215	7156	700.00	---	---	700.00
State Supplemental Downtown Development Fund (0766)						
MODESA PROGRAM	07.070	6858	1.00	---	---	1.00
State Supplemental Rural Development Fund (0767)						
MORESA PROGRAM	07.070	6859	1.00	---	---	1.00
Economic Development Advancement Fund (0783)						
MARKETING E&E	14.070	2387	300,000.00	3,000.00	---	297,000.00
<u>Economic Development Agencies</u>						
Missouri Housing Trust Fund (0254)						
MO HOUSING DEVELOP COMM	07.130	0980	4,984,305.00	4,984,304.31	---	0.69
Missouri Arts Council Trust Fund (0262)						
MO ARTS COUNCIL E&E	07.080	0989	3,023,138.00	1,909,905.29	---	1,113,232.71
MO ARTS COUNCIL PS	07.080	2881	418,821.00	243,686.13	---	175,134.87
INCENTIVES AND TECH ASST	07.080	2943	1,241,000.00	589,987.00	---	651,013.00
Division of Tourism Supplemental Revenue Fund (0274)						
TOURISM PS	07.115	1030	1,463,186.00	1,328,654.69	---	134,531.31
TOURISM E&E	07.115	2192	13,146,640.00	12,226,018.27	---	920,621.73
Business Extension Service Team Fund (0280)						
BUSINESS EXT SVS PRGM	07.020	1029	1,854,000.00	---	---	1,854,000.00
Missouri Community College Job Training Program Fund (0563)						
COMM COLL NEW JOBS TRNG	07.040	0906	16,000,000.00	5,587,982.56	---	10,412,017.44
International Promotions Revolving Fund (0567)						
BUSINESS E&E	07.020	6255	72,238.00	71,617.41	---	620.59
Missouri Main Street Program Fund (0596)						
COMMUNITY DEVELPMENT PRGM	07.050	1515	40,590.00	---	---	40,590.00

Missouri Job Development Fund (0600)							
MO JOB DEVELOPMENT	07.030	0905	7,583,104.00	6,984,305.59	---	598,798.41	
BUSINESS PS	07.020	6256	336,894.00	230,770.34	---	106,123.66	
BUSINESS E&E	07.020	6257	81,389.00	40,292.89	---	41,096.11	
Tourism Marketing Fund (0650)							
TOURISM E&E	07.115	8403	15,000.00	14,316.31	---	683.69	
Youth Opportunities and Violence Prevention Fund (0827)							
YOUTH OPPORTUN & VIOLENCE	07.050	2455	250,000.00	---	---	250,000.00	
Property Reuse Fund (0830)							
BROWNFIELDS REDEV PRGM	07.050	2575	700,000.00	---	---	700,000.00	
Missouri Supplemental Tax Increment Financing Fund (0848)							
STATE TIF PROGRAM	07.065	4351	3,431,999.00	1,936,429.69	---	1,495,569.31	
BRUSH CREEK TIF	07.065	7063	1.00	---	---	1.00	
Special Employment Security Fund (0949)							
BUILDINGS & LAND	07.110	0592	216,000.00	215,758.65	---	241.35	
<u>Regulatory Agencies</u>							
Division of Credit Unions Fund (0548)							
DIV OF CREDIT UNIONS E&E	07.145	2195	126,664.00	123,315.71	---	3,348.29	
DIV OF CREDIT UNIONS PS	07.145	3657	1,038,377.00	782,441.98	---	255,935.02	
Division of Finance Fund (0550)							
DIV OF FINANCE E&E	07.150	2196	755,354.00	722,273.35	---	33,080.65	
DIV OF FINANCE PS	07.150	3658	5,181,328.00	4,301,402.91	---	879,925.09	
OUT-OF-STATE EXAMS E&E	07.150	6138	50,000.00	28,945.08	---	21,054.92	
Deaf Relay Service and Equipment Distribution Program Fund (0559)							
PUBLIC SERVICE COMM E&E	07.180	9834	5,000,000.00	3,076,636.73	---	1,923,363.27	
Manufactured Housing Fund (0582)							
MANUFACTD HOUSING REFUNDS	07.135	0817	10,000.00	3,255.00	---	6,745.00	
MANUF HOUSING ADMIN E&E	07.135	2194	143,771.00	53,055.59	---	90,715.41	
MANUFACTD HOUSING PRGM	07.135	3102	34,833.00	34,832.81	---	0.19	
MANUF HOUSING ADMIN PS	07.135	3991	309,367.00	249,319.11	---	60,047.89	
PUBLIC SERVICE COMM E&E	07.180	4392	2,235.00	---	---	2,235.00	
Public Service Commission Fund (0607)							
PSC REFUNDS	07.180	0818	10,000.00	---	---	10,000.00	
PUBLIC SERVICE COMM PS	07.180	1428	9,379,301.00	8,647,238.61	---	732,062.39	
PUBLIC SERVICE COMM E&E	07.180	2203	2,614,434.00	1,755,283.57	---	859,150.43	
Board of Accountancy Fund (0627)							
BOARD OF ACCOUNTANCY E&E	07.200	2214	174,718.00	146,444.37	---	28,273.63	
BOARD OF ACCOUNTANCY PS	07.200	3666	251,828.00	240,180.94	---	11,647.06	
Board of Barber Examiners Fund (0628)							
BARBER EXAMINERS	07.220	0819	37,871.00	36,132.78	---	1,738.22	
BARBERS CRIM HISTORY-EE	07.220	6851	1,000.00	635.00	---	365.00	
Board of Podiatric Medicine Fund (0629)							
PODIATRIC MEDICINE	07.285	0839	20,681.00	12,965.20	---	7,715.80	

**STATE OF MISSOURI
SUMMARY OF APPROPRIATION ACTIVITY
SPECIAL REVENUE FUNDS
FOR THE APPROPRIATION YEAR 2006**

	H.B. No.	Appr. No.	Appropriations	Expenditures and Transfers Out	Biennial Rollovers to 2007	Lapse of Appropriations
Board of Chiropractic Examiners Fund (0630)						
CHIROPRACTIC EXAMINERS	07.225	0820	150,052.00	118,480.82	---	31,571.18
Board of Cosmetology Fund (0632)						
BOARD OF COSMETOLOGY	07.230	0832	254,418.00	189,443.51	---	64,974.49
Board of Embalmers and Funeral Directors Fund (0633)						
EMBALMERS & FUNERAL DIR	07.245	0833	142,434.00	64,665.92	---	77,768.08
Board of Registration for Healing Arts Fund (0634)						
HEALING ART FEE PAYMENTS	07.250	2225	10,000.00	---	---	10,000.00
BD FOR HEALING ART E&E	07.250	2230	768,634.00	606,122.95	---	162,511.05
BD FOR HEALING ART PS	07.250	3673	1,626,588.00	1,568,576.44	---	58,011.56
Board of Nursing Fund (0635)						
BOARD OF NURSING E&E	07.260	2244	738,360.00	313,186.04	---	425,173.96
BOARD OF NURSING PS	07.260	3675	925,881.00	794,713.94	---	131,167.06
FINGERPRINTING	07.260	4864	174,979.00	109,365.00	---	65,614.00
Board of Optometry Fund (0636)						
BOARD OF OPTOMETRY	07.270	0836	42,054.00	37,960.45	---	4,093.55
Board of Pharmacy Fund (0637)						
BOARD OF PHARMACY E&E	07.275	2262	504,938.00	435,663.12	---	69,274.88
PHARMACY CRIM HISTORY	07.275	2586	200,000.00	131,539.00	---	68,461.00
BOARD OF PHARMACY PS	07.275	3677	851,242.00	627,745.66	---	223,496.34
Missouri Real Estate Commission Fund (0638)						
MO REAL ESTATE COMM E&E	07.290	2266	289,734.00	176,060.75	---	113,673.25
MO REAL ESTATE COMM PS	07.290	3679	835,052.00	651,068.45	---	183,983.55
REAL ESTATE CRIM HIST-EE	07.290	6852	33,000.00	32,785.00	---	215.00
Veterinary Medical Board Fund (0639)						
TESTING SERVICES	07.300	0329	40,000.00	10,700.00	---	29,300.00
MO VETERINARY MEDICAL BD	07.300	0840	69,596.00	40,331.08	---	29,264.92
Dental Board Fund (0677)						
DENTAL BOARD E&E	07.235	2224	261,940.00	208,047.58	---	53,892.42
DENTAL BOARD PS	07.235	3671	336,474.00	253,997.38	---	82,476.62
State Board of Architects, Professional Engineers, Land Surveyors and Landscape Architects Fund (0678)						
ARCH PE & LAND SURV E&E	07.210	2223	374,738.00	177,561.63	---	197,176.37
ARCH PE & LAND SURV PS	07.210	3667	339,954.00	285,058.33	---	54,895.67

**DEPARTMENT OF ELEMENTARY AND
SECONDARY EDUCATION**

Missouri Commission for the Deaf Board of Certification of Interpreters Fund (0264)							
DESE IT CONSOLIDATION E&E	02.015	0042	8,000.00	7,190.09	---	809.91	
Bingo Proceeds for Education Fund (0289)							
M&R STATEWIDE BPEF	18.010	0703	2,300,000.00	36,911.89	2,263,088.11	---	
Lottery Proceeds Fund (0291)							
DESE IT CONSOLIDATION E&E	02.015	0063	57,284.00	55,565.00	---	1,719.00	
Excellence in Education Fund (0651)							
DESE IT CONSOLIDATION E&E	02.015	0071	75,000.00	5,466.00	---	69,534.00	
Missouri Commission for the Deaf and Hard of Hearing Fund (0743)							
DESE IT CONSOLIDATION E&E	02.015	0091	1,000.00	1,000.00	---	---	
Part C Early Intervention Fund (0788)							
PART C EARLY INTERVENTION	14.015	2259	1,100,000.00	700,000.00	---	400,000.00	
<u>Administration and Finance</u>							
School District Bond Fund (0248)							
SCHOOL DISTRICT BONDS	02.055	0113	592,000.00	495,926.56	---	96,073.44	
Outstanding Schools Trust Fund (0287)							
FOUNDATION-FORMULA	02.025	0678	276,367,024.00	276,367,024.00	---	---	
FOUNDATION-LINE 14 AT RSK	02.025	0680	158,230,371.00	158,230,371.00	---	---	
Lottery Proceeds Fund (0291)							
DIV OF GENERAL ADMIN E&E	02.005	0058	53,596.00	51,988.00	---	1,608.00	
FOUNDATION-GIFTED	02.025	0705	712,400.00	712,400.00	---	---	
FOUNDATION-TRANSPORTATION	02.025	2362	87,090,100.00	87,090,100.00	---	---	
FOUNDATION-SPECIAL ED	02.025	2381	3,762,000.00	3,762,000.00	---	---	
FOUNDATION-FORMULA	02.025	5667	9,470,000.00	9,470,000.00	---	---	
FOUNDATION-LINE 14 AT RSK	02.025	5675	3,530,000.00	3,530,000.00	---	---	
State School Money Fund (0616)							
FOUNDATION-FORMULA	02.025	0679	1,606,591,823.00	1,606,591,823.00	---	---	
FOUNDATION-LINE 14 AT RSK	02.025	0681	242,448,808.00	242,448,807.98	---	0.02	
FOUNDATION-TRANSPORTATION	02.025	0684	74,976,976.00	74,976,976.00	---	---	
FOUNDATION-SPECIAL ED	02.025	0691	145,849,489.00	145,849,489.00	---	---	
FOUNDATION-REMEDIAL READ	02.025	0692	11,095,943.00	11,095,943.00	---	---	
FOUNDATION-GIFTED	02.025	0706	24,157,675.00	24,157,675.00	---	---	
FOUNDATION-CAREER ED	02.025	0720	52,880,428.00	52,880,428.00	---	---	
FOUNDATION-PARENT ED/PAT	02.025	0722	31,304,372.00	31,304,372.00	---	---	
FOUNDATION-CAREER LADDER	02.025	2363	36,548,986.00	36,548,986.00	---	---	
Excellence in Education Fund (0651)							
DIV OF GENERAL ADMIN E&E	02.005	2297	2,606,686.00	2,586,204.47	---	20,481.53	
Fair Share Fund (0687)							
FAIR SHARE FUND	02.040	5235	23,565,820.00	23,565,819.08	---	0.92	
School District Trust Fund (0688)							
SCHOOL DISTRICT TRUST FND	02.045	5240	749,274,706.00	749,274,705.34	---	0.66	

**STATE OF MISSOURI
SUMMARY OF APPROPRIATION ACTIVITY
SPECIAL REVENUE FUNDS
FOR THE APPROPRIATION YEAR 2006**

	H.B. No.	Appr. No.	Appropriations	Expenditures and Transfers Out	Biennial Rollovers to 2007	Lapse of Appropriations
<u>Division of School Improvement</u>						
Outstanding Schools Trust Fund (0287)						
PERFORM BASED ASSESSMENT	02.115	2796	128,125.00	128,125.00	---	---
Lottery Proceeds Fund (0291)						
PERFORM BASED ASSESSMENT	02.115	1289	4,568,630.00	4,568,626.48	---	3.52
A+ SCHOOLS PROGRAM	02.110	3214	14,750,941.00	14,750,941.00	---	---
CHARACTER ED INITIATIVES	02.170	3215	250,000.00	242,500.00	---	7,500.00
State School Money Fund (0616)						
FERMAN MEMORIAL-GIFTED	02.090	5640	10,000.00	1,025.69	---	8,974.31
EARLY CHILDHOOD PROGRAM	02.100	7976	125,000.00	125,000.00	---	---
Early Childhood Development, Education and Care Fund (0859)						
EARLY CHILDHOOD PROGRAM	02.100	0028	14,757,600.00	14,318,928.64	---	438,671.36
<u>Division of Career Education</u>						
Outstanding Schools Trust Fund (0287)						
ADULT ED & LITERACY	02.230	1631	824,480.00	824,480.00	---	---
<u>Division of Special Education</u>						
Missouri Commission for the Deaf Board of Certification of Interpreters Fund (0264)						
COMM FOR THE DEAF E&E	02.300	0111	117,000.00	100,076.29	---	16,923.71
Bingo Proceeds for Education Fund (0289)						
BOARD OPERATED E&E	02.025	2303	1,707,167.00	1,707,167.00	---	---
ASBESTOS INSPECTIONS	15.015	6401	231,038.00	88,472.40	142,565.60	---
MSB EMERGENCY WARNING	15.005	6443	954,941.00	542,069.23	412,871.77	---
MSD VOC BLDG ROOF	15.010	6446	130,347.00	54,176.96	76,170.04	---
DC M&R	15.070	6478	428,017.00	311,541.47	116,475.53	---
Lottery Proceeds Fund (0291)						
SEV HANDIC CONTR PL REIM	02.250	0657	6,000,000.00	5,820,000.00	---	180,000.00
STATE SCHOOLS OPMR	02.265	2811	342,754.00	328,422.83	---	14,331.17
FOUNDATION-EARLY SPEC ED	02.025	5645	16,548,507.00	16,548,507.00	---	---
DFS/DMH SCHOOL PLACEMENTS	02.260	5677	7,768,606.00	7,768,606.00	---	---
First Steps Fund (0499)						
FIRST STEPS	02.255	6974	2,000,000.00	---	---	2,000,000.00
State School Money Fund (0616)						
FOUNDATION-EARLY SPEC ED	02.025	0702	79,762,702.00	79,762,702.00	---	---
READERS FOR THE BLIND	02.275	2268	25,000.00	25,000.00	---	---

Handicapped Children's Trust Fund (0618)							
SCHOOL SEVERELY HANDICAP	02.295	2280	30,000.00	---	---	30,000.00	
Missouri Commission for the Deaf and Hard of Hearing Fund (0743)							
COMM FOR THE DEAF E&E	02.300	6099	19,000.00	1,834.90	---	17,165.10	
COMM FOR THE DEAF PS	02.300	7515	30,000.00	---	---	30,000.00	
Early Childhood Development, Education and Care Fund (0859)							
FIRST STEPS	02.255	3180	578,644.00	578,644.00	---	---	
School for the Blind Trust Fund (0920)							
SCHOOL FOR BLIND	02.290	9806	1,500,000.00	671,890.45	---	828,109.55	
School for the Deaf Fund (0922)							
SCHOOL FOR DEAF	02.285	0543	25,000.00	15,969.00	---	9,031.00	
<u>Division of Teacher Quality and Urban</u>							
Outstanding Schools Trust Fund (0287)							
EARLY GRADE LITERACY PRGM	02.030	3864	250,000.00	250,000.00	---	---	
Lottery Proceeds Fund (0291)							
SCHOLARSHIPS	02.145	0107	200,000.00	154,500.00	---	45,500.00	
EARLY GRADE LITERACY PRGM	02.030	1284	145,000.00	140,650.00	---	4,350.00	
Excellence in Education Fund (0651)							
DIV OF GENERAL ADMIN PS	02.005	6459	252,324.00	178,593.99	---	73,730.01	
<u>Division of Vocational Rehabilitation</u>							
Independent Living Center Fund (0284)							
INDEPENDENT LIVING CNTRS	02.210	2809	590,556.00	548,055.75	---	42,500.25	
Lottery Proceeds Fund (0291)							
VOCATIONAL REHAB GRANT	02.200	2806	1,400,000.00	1,399,999.88	---	0.12	
<u>DEPARTMENT OF HIGHER EDUCATION</u>							
Guaranty Agency Operating Fund (0800)							
DHE IT CONSOLIDATION PS	03.010	0134	593,207.00	352,435.31	---	240,771.69	
DHE IT CONSOLIDATION E&E	03.010	0135	394,259.00	193,842.97	---	200,416.03	
HIGHER EDUCATION LEASING	13.010	6089	177,150.00	170,732.00	---	6,418.00	
<u>Higher Education Administration</u>							
Marguerite Ross Barnett Scholarship Fund (0131)							
M ROSS BARNETT SCHLSHIP	03.095	0066	435,000.00	433,596.50	---	1,403.50	
Lottery Proceeds Fund (0291)							
STATE AID COMM COLLEGES	03.140	2679	6,120,132.00	5,936,528.00	---	183,604.00	
WORKFORCE PREPARATION	03.140	4470	1,332,353.00	1,292,382.00	---	39,971.00	
Gear-Up Scholarship Fund (0737)							
GEAR UP SCHOLARSHIPS	03.100	5655	200,000.00	169,484.00	---	30,516.00	
Student Grant Fund (0839)							
GALLAGHER SCHOLARSHIP	03.055	3859	17,635,436.00	17,635,095.50	---	340.50	

**STATE OF MISSOURI
SUMMARY OF APPROPRIATION ACTIVITY
SPECIAL REVENUE FUNDS
FOR THE APPROPRIATION YEAR 2006**

	H.B. No.	Appr. No.	Appropriations	Expenditures and Transfers Out	Biennial Rollovers to 2007	Lapse of Appropriations
Academic Scholarship Fund (0840)						
ACADEMIC SCHOLARSHIP PRGM	03.045	3858	16,183,000.00	16,150,400.00	---	32,600.00
Advantage Missouri Trust Fund (0856)						
ADVANTAGE MISSOURI PRGM	03.075	0062	105,000.00	700.00	---	104,300.00
Missouri College Guarantee Fund (0858)						
COLLEGE GUARANTEE PRGM	03.065	0061	9,135,000.00	9,099,281.68	---	35,718.32
Guaranty Agency Operating Fund (0880)						
LOAN PROGRAM ADMIN PS	03.105	0998	1,901,498.00	1,403,839.13	---	497,658.87
LOAN PROGRAM ADMIN E&E	03.105	2169	8,900,748.00	5,614,822.25	---	3,285,925.75
FEDERAL LOAN COMPLIANCE	03.105	3134	500,000.00	620.77	---	499,379.23
E-GOVERNMENT E&E	03.115	5058	7,661.00	---	---	7,661.00
COLLECTION INVOICING	03.105	5075	4,000,000.00	2,546,902.99	---	1,453,097.01
LOAN PROGRAM ADMIN	03.105	7256	890,000.00	445,185.37	---	444,814.63
Federal Student Loan Reserve Fund (0881)						
LOAN PRGM REVOLVING FUND	03.125	0067	85,000,000.00	80,009,162.68	---	4,990,837.32
<u>State Colleges and Universities</u>						
Bingo Proceeds For Education Fund (0289)						
U OF M-DENTAL SCHL UMKC	15.045	7068	500,000.00	321,398.21	178,601.79	---
Lottery Proceeds Fund (0291)						
RENOVATE WOOD BLDG	15.020	0362	369,462.00	328,615.35	40,846.65	---
DES CONST VIS PERF ARTS	15.030	0954	1,705,086.00	1,705,086.00	---	---
CENTRAL MO STATE UNIV	03.155	1539	4,985,715.00	4,836,144.00	---	149,571.00
SOUTHEAST MO STATE UNIV	03.160	1540	4,059,895.00	3,938,098.00	---	121,797.00
SOUTHWEST MO STATE UNIV	03.165	1545	7,675,409.00	7,445,147.00	---	230,262.00
TRUMAN STATE UNIVERSITY	03.175	1546	3,776,109.00	3,662,826.00	---	113,283.00
NORTHWEST MO STATE UNIV	03.180	1547	2,599,805.00	2,521,811.00	---	77,994.00
MO SOUTHERN UNIV-JOPLIN	03.185	1549	1,972,820.00	1,913,635.00	---	59,185.00
MISSOURI WESTERN COLLEGE	03.190	1550	1,968,039.00	1,908,998.00	---	59,041.00
HARRIS STOWE STATE COLL	03.195	1551	908,704.00	881,443.00	---	27,261.00
UNIV OF MISSOURI CAMPUSES	03.200	1552	36,869,596.00	35,763,508.00	---	1,106,088.00
LINCOLN UNIVERSITY	03.170	1554	1,551,205.00	1,504,669.00	---	46,536.00
LINN STATE TECH COLLEGE	03.150	6227	420,528.00	407,912.00	---	12,616.00
U OF M-DENTAL SCHL UMKC	15.045	7067	500,000.00	---	500,000.00	---
Spinal Cord Injury Fund (0578)						
SPINAL CORD INJURY	03.230	5628	400,000.00	400,000.00	---	---

State Seminary Money Fund (0623)							
SEMINARY FUND INV INCOME	03.255	0616	250,000.00	128,017.52	---	---	121,982.48
Healthy Families Trust Fund - Health Care Treatment and Access Account Fund (0640)							
UMC TELEMEDICINE	03.205	0676	628,200.00	628,200.00	---	---	---
<u>DEPARTMENT OF HEALTH AND SENIOR SERVICES</u>							
Nursing Facility Quality of Care Fund (0271)							
DHSS IT CONSOLIDATION PS	10.605	0146	377,184.00	282,015.63	---	---	95,168.37
DHSS IT CONSOLIDATION E&E	10.605	0148	434,305.00	49,389.90	---	---	384,915.10
OVERTIME	10.630	7310	9,664.00	---	---	---	9,664.00
Health Initiatives Fund (0275)							
DHSS IT CONSOLIDATION E&E	10.605	0151	3,000.00	1,840.86	---	---	1,159.14
IN HOME SERVICE PRGM	10.720	0658	159,305.00	154,526.00	---	---	4,779.00
OVERTIME	10.630	7311	8.00	---	---	---	8.00
Health Access Incentive Fund (0276)							
DHSS IT CONSOLIDATION E&E	10.605	0156	30,000.00	19,219.23	---	---	10,780.77
Mammography Fund (0293)							
DHSS IT CONSOLIDATION E&E	10.605	0159	4,640.00	---	---	---	4,640.00
Missouri Public Health Services Fund (0298)							
DHSS IT CONSOLIDATION PS	10.605	0160	105,000.00	78,262.69	---	---	26,737.31
DHSS IT CONSOLIDATION E&E	10.605	0162	105,900.00	92,965.36	---	---	12,934.64
Professional and Practical Nursing Student Loan and Nurse Loan Repayment Fund (0565)							
DHSS IT CONSOLIDATION E&E	10.605	0167	10,000.00	693.71	---	---	9,306.29
REFUNDS	10.635	7335	248.00	---	---	---	248.00
Health and Senior Services Document Services Fund (0646)							
DHSS IT CONSOLIDATION PS	10.605	0169	152,460.00	---	---	---	152,460.00
DHSS IT CONSOLIDATION E&E	10.605	0170	103,524.00	56,188.79	---	---	47,335.21
OVERTIME	10.630	7312	5,145.00	---	---	---	5,145.00
Health - Donated Fund (0658)							
DHSS IT CONSOLIDATION PS	10.605	0172	97,007.00	33,937.02	---	---	63,069.98
DHSS IT CONSOLIDATION E&E	10.605	0173	30,000.00	25,463.83	---	---	4,536.17
Hazardous Waste Remedial Fund (0690)							
DHSS IT CONSOLIDATION E&E	10.605	0177	2,000.00	---	---	---	2,000.00
Missouri Senior Rx Fund (0734)							
DHSS IT CONSOLIDATION E&E	10.605	0181	32,000.00	27,334.67	---	---	4,665.33
OVERTIME	10.630	7313	831.00	---	---	---	831.00
Putative Father Registry Fund (0780)							
DHSS IT CONSOLIDATION E&E	10.605	1062	22,600.00	---	---	---	22,600.00
Organ Donor Program Fund (0824)							
DHSS IT CONSOLIDATION PS	10.605	0182	8,180.00	7,502.75	---	---	677.25
DHSS IT CONSOLIDATION E&E	10.605	0183	11,100.00	6,697.70	---	---	4,402.30

**STATE OF MISSOURI
SUMMARY OF APPROPRIATION ACTIVITY
SPECIAL REVENUE FUNDS
FOR THE APPROPRIATION YEAR 2006**

	H.B. No.	Appr. No.	Appropriations	Expenditures and Transfers Out	Biennial Rollovers to 2007	Lapse of Appropriations
Early Childhood Development, Education and Care Fund (0859)						
DHSS IT CONSOLIDATION E&E	10.605	0188	38,938.00	38,938.00	---	---
Childhood Lead Testing Fund (0899)						
DHSS IT CONSOLIDATION E&E	10.605	0608	15,431.00	2,876.79	---	12,554.21
<u>Office of the Director</u>						
Health - Donated Fund (0658)						
DOH DONATED FUNDS PS	10.640	4631	250,000.00	16,387.88	---	233,612.12
DOH DONATED FUNDS E&E	10.640	4632	2,392,317.00	156,499.30	---	2,235,817.70
<u>State Public Health Lab</u>						
Missouri Public Health Services Fund (0298)						
PUBLIC HEALTH LAB PS	10.610	0222	1,005,035.00	997,551.48	---	7,483.52
PUBLIC HEALTH LAB E&E	10.610	0223	2,276,593.00	2,261,632.18	---	14,960.82
Health and Senior Services Document Services Fund (0646)						
DIVISION OF ADMIN E&E	10.615	7697	211,328.00	51,903.70	---	159,424.30
Childhood Lead Testing Fund (0899)						
PUBLIC HEALTH LAB PS	10.610	7249	130,189.00	106,133.89	---	24,055.11
PUBLIC HEALTH LAB E&E	10.610	7250	109,690.00	64,703.06	---	44,986.94
<u>Center for Health Information Management and Evaluation</u>						
Missouri Public Health Services Fund (0298)						
CTR FOR HLT INFO&EVAL PS	10.645	3922	144,900.00	73,054.80	---	71,845.20
CTR FOR HLT INFO&EVAL E&E	10.645	3923	440,800.00	388,634.47	---	52,165.53
REFUNDS	10.635	7334	16,393.00	15,488.33	---	904.67
Endowed Care Cemetery Audit Fund (0562)						
REFUNDS	10.635	7492	2,899.00	2,555.54	---	343.46
Health and Senior Services Document Services Fund (0646)						
CTR FOR HLT INFO&EVAL PS	10.645	5919	173,952.00	166,854.14	---	7,097.86
Workers' Compensation Fund (0652)						
CTR FOR HLT INFO&EVAL PS	10.645	3926	117,763.00	20,972.49	---	96,790.51
CTR FOR HLT INFO&EVAL E&E	10.645	3927	18,000.00	---	---	18,000.00
Health - Donated Fund (0658)						
CTR FOR HLT INFO&EVAL E&E	10.645	3928	472,492.00	194,843.00	---	277,649.00
CTR FOR HLT INFO&EVAL PS	10.645	5314	64,908.00	42,289.82	---	22,618.18

Children's Trust Fund (0694)							
REFUNDS	10.635	7493	14,495.00	12,779.43	---	1,715.57	
Putative Father Registry Fund (0780)							
CTR FOR HLT INFO&EVAL PS	10.645	1056	66,816.00	27,633.50	---	39,182.50	
CTR FOR HLT INFO&EVAL E&E	10.645	1060	42,011.00	402.46	---	41,608.54	
<u>Center for Local Public Health Services</u>							
Health - Donated Fund (0658)							
LOCAL PUBLIC HLT SVS PS	10.650	1921	92,961.00	17,826.22	---	75,134.78	
LOCAL PUBLIC HLT SVS E&E	10.650	1923	160,597.00	3,828.38	---	156,768.62	
<u>Center for Health Improvement</u>							
Health Professional Student Loan and Loan Repayment Program Fund (0598)							
MEDICAL LOAN PROGRAM	10.690	3935	50,000.00	---	---	50,000.00	
<u>Administration</u>							
Nursing Facility Quality of Care Fund (0271)							
DIVISION OF ADMIN E&E	10.615	6114	9,723.00	9,723.00	---	---	
Health Access Incentive Fund (0276)							
DIVISION OF ADMIN E&E	10.615	0217	7,000.00	6,790.00	---	210.00	
Missouri Public Health Services Fund (0298)							
DIVISION OF ADMIN PS	10.615	1799	120,447.00	107,217.20	---	13,229.80	
DIVISION OF ADMIN E&E	10.615	1800	320,980.00	101,389.23	---	219,590.77	
Workers' Compensation Fund (0652)							
DIVISION OF ADMIN E&E	10.615	0218	8,000.00	---	---	8,000.00	
Organ Donor Program Fund (0824)							
COM HLTH SVC PROGRAM	10.685	6828	163,000.00	60,000.00	---	103,000.00	
Childhood Lead Testing Fund (0899)							
DIVISION OF ADMIN E&E	10.615	7251	2,370.00	2,370.00	---	---	
<u>Environmental Health and Communicable Disease Prevention</u>							
Missouri Public Health Services Fund (0298)							
ENVIRONMENTAL HLT SVC E&E	10.670	1809	76,607.00	44,663.56	---	31,943.44	
Health - Donated Fund (0658)							
REFUNDS	10.635	2799	3,000.00	1,117.99	---	1,882.01	
Hazardous Waste Remedial Fund (0690)							
ENVIRONMENTAL HLT SVC PS	10.670	7704	178,077.00	153,320.62	---	24,756.38	
ENVIRONMENTAL HLT SVC E&E	10.670	7705	68,532.00	42,656.93	---	25,875.07	
Missouri Lead Abatement Loan Fund (0893)							
LEAD ABATEMENT LOAN PRGM	10.675	5313	276,000.00	88,545.14	---	187,454.86	
<u>Community and Public Health</u>							
Health Initiatives Fund (0275)							
SCHOOL HEALTH GRANTS	10.685	3974	5,364,564.00	5,177,225.61	---	187,338.39	
DIV COMM HLTH SVS PS	10.680	6820	41,317.00	38,418.72	---	2,898.28	

**STATE OF MISSOURI
SUMMARY OF APPROPRIATION ACTIVITY
SPECIAL REVENUE FUNDS
FOR THE APPROPRIATION YEAR 2006**

	H.B. No.	Appr. No.	Appropriations	Expenditures and Transfers Out	Biennial Rollovers to 2007	Lapse of Appropriations
Health Access Incentive Fund (0276)						
REFUNDS	10.635	2874	1,000.00	86.75	---	913.25
PRIMO PROGRAM	10.690	3931	3,026,500.00	2,932,343.80	---	94,156.20
DIV COMM HLTH SVS PS	10.680	6821	85,220.00	78,584.42	---	6,635.58
Professional and Practical Nursing Student Loan and Nurse Loan Repayment Fund (0565)						
NURSE LOAN PROGRAM	10.690	3937	499,752.00	493,433.57	---	6,318.43
DIV COMM HLTH SVS PS	10.680	6822	65,735.00	62,758.45	---	2,976.55
DIV COMM HLTH SVS E&E	10.680	6823	18,000.00	11,413.61	---	6,586.39
Health and Senior Services Document Services Fund (0646)						
CTR FOR HLT INFO&EVAL E&E	10.645	5920	275,000.00	207,320.57	---	67,679.43
REFUNDS	10.635	7336	1,148.00	225.00	---	923.00
Health - Donated Fund (0658)						
PRIMO PROGRAM	10.690	3932	849,525.00	692,316.00	---	157,209.00
Head Injury Fund (0742)						
HEAD INJURY SERVICES	10.685	7527	852,400.00	849,015.71	---	3,384.29
Organ Donor Program Fund (0824)						
DIV COMM HLTH SVS PS	10.680	6824	96,092.00	55,918.65	---	40,173.35
DIV COMM HLTH SVS E&E	10.680	6825	90,010.00	7,577.39	---	82,432.61
Blindness, Education, Screening and Treatment Program Fund (0892)						
BLINDNESS TREATMENT PRGM	10.685	3017	250,000.00	83,166.06	---	166,833.94
Crippled Children Fund (0950)						
CHILD W/SPECIAL NEEDS	10.685	7726	275,000.00	56,447.71	---	218,552.29
<u>Division of Senior Service and Regulation</u>						
Nursing Facility Quality of Care Fund (0271)						
SN SVC & REGULATION-PS	10.705	6833	736,219.00	486,107.86	---	250,111.14
SN SVC & REGULATION-EE	10.705	6834	1,821,224.00	206,070.18	---	1,615,153.82
REFUNDS	10.635	7331	11,197.00	7,816.00	---	3,381.00
Health Access Incentive Fund (0276)						
SN SVC & REGULATION-PS	10.705	6835	65,412.00	63,194.10	---	2,217.90
SN SVC & REGULATION-EE	10.705	6836	10,750.00	2,447.15	---	8,302.85
Mammography Fund (0293)						
REFUNDS	10.635	2873	5,000.00	2,700.00	---	2,300.00
SN SVC & REGULATION-PS	10.705	6837	54,302.00	25,184.41	---	29,117.59
SN SVC & REGULATION-EE	10.705	6838	13,560.00	11,944.37	---	1,615.63

Elderly Home-Deliver Meals Trust Fund (0296)							
HOME & COMMNTY SVS GRANTS	10.725	4521	430,000.00	67,010.00	---	362,990.00	
Missouri Public Health Services Fund (0298)							
ENVIRONMENTAL HLT SVC PS	10.670	1808	199,490.00	183,933.89	---	15,556.11	
Early Childhood Development, Education and Care Fund (0859)							
CHILD CARE IMPROVE PRGM	10.710	3196	728,740.00	559,350.41	---	169,389.59	
SN SVC & REGULATION-PS	10.705	6839	187,418.00	186,677.68	---	740.32	
SN SVC & REGULATION-EE	10.705	6840	42,902.00	40,584.09	---	2,317.91	

Senior Pharmacy Commission

Missouri Senior Rx Fund (0734)						
MO SENIOR RX PROGRAM PS	10.735	5536	662,112.00	508,723.25	---	153,388.75
MO SENIOR RX PROGRAM E&E	10.735	5537	2,718,694.00	1,409,752.34	---	1,308,941.66
MO SENIOR RX PROGRAM	10.735	5753	19,602,165.00	6,586,257.54	---	13,015,907.46
3RD PARTY ADMIN E&E	10.735	5849	1,500,000.00	---	---	1,500,000.00
REFUNDS	10.635	7339	44,043.00	43,511.01	---	531.99

DEPARTMENT OF TRANSPORTATION

Motorcycle Safety Trust Fund (0246)						
MAINTENANCE E&E	04.215	6311	325,000.00	324,570.35	---	429.65
Grade Crossing Safety Account Fund (0290)						
RR GRADE CROSSING HAZARDS	04.320	6179	2,862,226.00	391,517.49	---	2,470,708.51
State Highways and Transportation Department Fund (0644)						
HRC HIGHWAY FUND REFUNDS	04.240	6172	800,000.00	597,259.88	---	202,740.12
HRC MOTOR FUEL TAX REFUND	04.240	6173	30,000,000.00	29,996,825.85	---	3,174.15
Railroad Expense Fund (0659)						
MULTIMODAL OPS ADMIN PS	04.245	6174	435,793.00	408,628.74	---	27,164.26
MULTIMODAL OPS ADMIN E&E	04.245	6175	150,000.00	62,614.79	---	87,385.21
SUPPORT TO MULTIMODAL DIV	04.250	6180	125,000.00	98,183.49	---	26,816.51
FRINGES MULTIMODAL PS	04.245	6181	117,255.00	110,672.61	---	6,582.39
State Transportation Fund (0675)						
FRINGES MULTIMODAL PS	04.245	0115	20,698.00	4,713.40	---	15,984.60
SUPPORT TO MULTIMODAL DIV	04.250	0436	32,420.00	32,420.00	---	---
MO AMTRAK STATIONS	04.315	1046	25,000.00	871.33	---	24,128.67
TRANSIT FUNDS FOR STATE	04.265	2754	3,765,589.00	3,652,621.00	---	112,968.00
STATE MATCH FOR AMTRAK	04.310	4267	1,700,000.00	1,700,000.00	---	---
FERRY BOAT ASSISTANCE	04.340	6751	150,000.00	150,000.00	---	---
PORT AUTH FINANCIAL ASST	04.340	7489	450,000.00	450,000.00	---	---
PORT AUTH CI FINANCL ASST	04.340	7490	1,000,000.00	500,000.00	---	500,000.00
ELDRLY&DISAB TRAN ASSTIST	04.275	7512	149,927.00	66,113.00	---	83,814.00
MULTIMODAL OPS ADMIN PS	04.245	9939	41,724.00	16,441.15	---	25,282.85
MDOT Memorial Highway Sign Fund (0786)						
MEMORIAL HWY SIGN REFUND	14.035	2326	1.00	---	---	1.00

**STATE OF MISSOURI
SUMMARY OF APPROPRIATION ACTIVITY
SPECIAL REVENUE FUNDS
FOR THE APPROPRIATION YEAR 2006**

	H.B. No.	Appr. No.	Appropriations	Expenditures and Transfers Out	Biennial Rollovers to 2007	Lapse of Appropriations
Light Rail Safety Fund (0838)						
LIGHT RAIL SAFETY E&E	04.305	6178	1.00	---	---	1.00
State Transportation Assistance Revolving Fund (0841)						
MULTIMODAL REVOLVING LOAN	04.255	4404	550,000.00	---	---	550,000.00
Aviation Trust Fund (0952)						
AIRPORT CI & MAINT	04.330	1045	4,000,000.00	3,090,216.34	---	909,783.66
MULTIMODAL OPS ADMIN PS	04.245	4660	338,542.00	305,232.91	---	33,309.09
MULTIMODAL OPS ADMIN E&E	04.245	4661	16,150.00	15,499.31	---	650.69
FRINGES MULTIMODAL PS	04.245	4662	143,346.00	130,751.09	---	12,594.91
SUPPORT TO MULTIMODAL DIV	04.250	4857	25,000.00	25,000.00	---	---
 <u>DEPARTMENT OF LABOR AND INDUSTRIAL RELATIONS</u>						
Workers' Compensation Fund (0652)						
DOLIR IT CONSOLIDATION EE	07.805	0202	36,886.00	36,886.00	---	---
DOLIR LEASING	13.065	3236	384,082.00	363,701.51	---	20,380.49
DC M&R	15.070	6481	200,000.00	24,972.11	175,027.89	---
DOLIR OVERTIME	07.905	7352	504.00	---	---	504.00
Crime Victims' Compensation Fund (0681)						
DOLIR IT CONSOLIDATION EE	07.805	0204	21,247.00	14,302.35	---	6,944.65
DOLIR LEASING	13.065	2684	23,364.00	---	---	23,364.00
Child Labor Enforcement Fund (0826)						
DOLIR IT CONSOLIDATION EE	07.805	0206	15,000.00	1,034.23	---	13,965.77
Special Employment Security - Bond Proceeds Fund (0947)						
BUFF BOND PROCEEDS E&E	07.890	7344	1.00	---	---	1.00
Special Employment Security Fund (0949)						
DOLIR IT CONSOLIDATION EE	07.805	0211	110,000.00	---	---	110,000.00
SPECIAL EMP SECURITY PS	07.885	5414	457,258.00	19,917.69	---	437,340.31
 <u>Director and Staff</u>						
Workers' Compensation Fund (0652)						
LIFE INSURANCE COSTS	07.800	2669	250.00	205.01	---	44.99
Crime Victims' Compensation Fund (0681)						
LIFE INSURANCE COSTS	07.800	2672	25.00	3.77	---	21.23

Division of Labor Standards

Child Labor Enforcement Fund (0826)

ADMINISTRATION/LS E&E	07.820	2665	185,000.00	39,376.84	---	145,623.16
-----------------------	--------	------	------------	-----------	-----	------------

Division of Workers' Compensation

Tort Victims Compensation Fund (0622)

ADMIN WORK COMP PS	07.840	5258	42,756.00	---	---	42,756.00
--------------------	--------	------	-----------	-----	-----	-----------

ADMIN WORK COMP E&E	07.840	5259	15,000.00	1.48	---	14,998.52
---------------------	--------	------	-----------	------	-----	-----------

TORT VICTIMS COMP PAYMENT	07.865	6107	100,001.00	100,000.08	---	0.92
---------------------------	--------	------	------------	------------	-----	------

Workers' Compensation Fund (0652)

ADMIN WORK COMP PS	07.840	0690	8,142,600.00	7,056,440.60	---	1,086,159.40
--------------------	--------	------	--------------	--------------	-----	--------------

ADMIN WORK COMP E&E	07.840	0693	1,297,263.00	1,086,380.22	---	210,882.78
---------------------	--------	------	--------------	--------------	-----	------------

Workers' Compensation - Second Injury

Fund (0653)

SECOND INJURY FUND CLAIMS	07.845	4636	66,900,000.00	62,384,654.57	---	4,515,345.43
---------------------------	--------	------	---------------	---------------	-----	--------------

SECOND INJURY REFUNDS	07.850	6106	250,000.00	3,472.37	---	246,527.63
-----------------------	--------	------	------------	----------	-----	------------

Crime Victims' Compensation Fund (0681)

CRIME VICTIMS ADMIN PS	07.855	1565	273,709.00	233,972.83	---	39,736.17
------------------------	--------	------	------------	------------	-----	-----------

CRIME VICTIMS ADMIN E&E	07.855	2145	80,311.00	38,716.75	---	41,594.25
-------------------------	--------	------	-----------	-----------	-----	-----------

ADMIN WORK COMP PS	07.840	4635	21,600.00	---	---	21,600.00
--------------------	--------	------	-----------	-----	-----	-----------

CRIME VICTIMS COMP FUND	07.860	4638	6,987,329.00	5,117,537.42	---	1,869,791.58
-------------------------	--------	------	--------------	--------------	-----	--------------

Division of Employment Security

Special Employment Security Fund (0949)

M&R STATEWIDE SESF	18.010	0708	400,000.00	4,014.50	395,985.50	---
--------------------	--------	------	------------	----------	------------	-----

M&R EMPLOYMENT SECURITY	18.055	0721	1,318,478.00	537,322.25	781,155.75	---
-------------------------	--------	------	--------------	------------	------------	-----

SPECIAL EMP SECURITY E&E	07.885	2945	6,965,963.00	856,590.37	---	6,109,372.63
--------------------------	--------	------	--------------	------------	-----	--------------

EMP SEC CHILLER	15.135	6507	33,393.00	33,393.00	---	---
-----------------	--------	------	-----------	-----------	-----	-----

EMP SEC CARPET	15.135	6509	563,128.00	---	563,128.00	---
----------------	--------	------	------------	-----	------------	-----

STL JOB SVC ESCALATOR	15.135	6510	54,286.00	30,504.90	23,781.10	---
-----------------------	--------	------	-----------	-----------	-----------	-----

FEDERAL INTEREST PAYMENTS	07.885	6685	15,996,650.00	15,996,649.90	---	0.10
---------------------------	--------	------	---------------	---------------	-----	------

Labor and Industrial Relations Commission

Workers' Compensation Fund (0652)

INDUSTRIAL COMMISSION PS	07.815	3096	443,874.00	421,486.00	---	22,388.00
--------------------------	--------	------	------------	------------	-----	-----------

INDUSTRIAL COMMISSION E&E	07.815	4526	75,511.00	29,712.06	---	45,798.94
---------------------------	--------	------	-----------	-----------	-----	-----------

DEPARTMENT OF MENTAL HEALTH

Health Initiatives Fund (0275)

DMH IT CONSOLIDATION E&E	10.010	0230	3,500.00	---	---	3,500.00
--------------------------	--------	------	----------	-----	-----	----------

Mental Health Earnings Fund (0288)

DMH IT CONSOLIDATION E&E	10.010	0234	3,000.00	---	---	3,000.00
--------------------------	--------	------	----------	-----	-----	----------

Mental Health Trust Fund (0926)

DMH IT CONSOLIDATION E&E	10.010	0240	17,176.00	---	---	17,176.00
--------------------------	--------	------	-----------	-----	-----	-----------

MHTF CAP PROJ HAB CNTR EE	10.325	1006	437,304.00	---	---	437,304.00
---------------------------	--------	------	------------	-----	-----	------------

MHTF CAP PROJ HAB CNTR	10.325	1013	336,596.00	126,268.21	---	210,327.79
------------------------	--------	------	------------	------------	-----	------------

**STATE OF MISSOURI
SUMMARY OF APPROPRIATION ACTIVITY
SPECIAL REVENUE FUNDS
FOR THE APPROPRIATION YEAR 2006**

	H.B. No.	Appr. No.	Appropriations	Expenditures and Transfers Out	Biennial Rollovers to 2007	Lapse of Appropriations
<u>Division of Alcohol and Drug Abuse</u>						
Compulsive Gambler Fund (0249)						
COMPULSIVE GAMBLING TRTMT	10.085	0313	412,798.00	334,821.42	---	77,976.58
COMPULSIVE GAMBLING PS	10.085	2451	36,196.00	36,196.00	---	---
COMPULSIVE GAMBLING E&E	10.085	2452	5,194.00	4,344.07	---	849.93
Health Initiatives Fund (0275)						
ADA ADMIN PS	10.070	1839	40,848.00	40,848.00	---	---
ADA TREATMENT SERVICES	10.080	4151	5,558,305.00	5,391,556.00	---	166,749.00
SATOP PS	10.090	7247	172,443.00	166,044.84	---	6,398.16
SATOP E&E	10.090	7248	47,704.00	29,767.06	---	17,936.94
Mental Health Earnings Fund (0288)						
SATOP	10.090	3901	3,770,018.00	3,679,164.78	---	90,853.22
ADA ADMIN PS	10.070	4140	93,410.00	90,793.08	---	2,616.92
ADA ADMIN E&E	10.070	4141	49,372.00	41,335.58	---	8,036.42
Healthy Families Trust Fund - Early Childhood Care and Education Accounting Fund (0640)						
ADA TREATMENT SERVICES	10.080	5521	2,040,168.00	2,040,168.00	---	---
Health Family Trust Fund - Tobacco Prevention, Education and Cessation Account Fund (0643)						
PREVENTION & EDU SVS E&E	10.075	5524	300,000.00	300,000.00	---	---
Mental Health Trust Fund (0926)						
ADA TREATMENT SERVICES	10.080	6850	185,000.00	21,912.48	---	163,087.52
<u>Division of Comprehensive Psychiatric Services</u>						
Health Initiatives Fund (0275)						
ADULT COMMUNITY PROGRAM	10.100	0567	2,577.00	---	---	2,577.00
YOUTH COMMUNITY PROGRAM	10.120	0613	5,782.00	---	---	5,782.00
Mental Health Trust Fund (0926)						
NW MO PSY REHAB CTR PS	10.150	2768	405,640.00	---	---	405,640.00
MENTAL HLT TRUST FUND PS	10.035	4136	749,965.00	168,908.61	---	581,056.39
MENTAL HLT TRUST FUND E&E	10.035	4137	1,266,310.00	424,018.35	---	842,291.65
<u>Division of Mental Retardation - Developmental Disabilities</u>						
Mental Health Trust Fund (0926)						
SB 40 BOARD TAX	10.210	1927	9,649,545.00	9,649,544.69	---	0.31

DEPARTMENT OF NATURAL RESOURCES

Missouri Air Emission Reduction Fund (0267)

DNR IT CONSOLIDATION PS	06.205	0248	47,526.00	47,203.65	---	322.35
DNR IT CONSOLIDATION E&E	06.205	0249	91,788.00	23,274.59	---	68,513.41
REFUND ACCOUNTS	06.395	1591	331.00	---	---	331.00
DNR LEASING	13.050	5730	124,163.00	35,946.56	---	88,216.44
OVERTIME	06.245	7379	3,343.00	---	---	3,343.00

Natural Resources Protection Fund (0555)

DNR IT CONSOLIDATION E&E	06.205	0317	309.00	---	---	309.00
DNR LEASING	13.050	6803	1,834.00	1,833.91	---	0.09
OVERTIME	06.245	7385	94.00	---	---	94.00

Natural Resources Protection - Water Pollution

Permit Fee Subaccount Fund (0568)

DNR IT CONSOLIDATION PS	06.205	0318	80,877.00	80,824.48	---	52.52
DNR IT CONSOLIDATION E&E	06.205	0322	152,862.00	144,373.28	---	8,488.72
REFUND ACCOUNTS	06.395	2739	36,500.00	35,760.48	---	739.52
DNR LEASING	13.050	4308	160,924.00	141,400.44	---	19,523.56
OVERTIME	06.245	7386	17,261.00	---	---	17,261.00

Solid Waste Management - Scrap Tire

Subaccount Fund (0569)

DNR IT CONSOLIDATION E&E	06.205	0332	8,761.00	---	---	8,761.00
REFUND ACCOUNTS	06.395	3536	165.00	---	---	165.00
DNR LEASING	13.050	4309	6,499.00	6,476.50	---	22.50
OVERTIME	06.245	7414	1,503.00	---	---	1,503.00

Solid Waste Management Fund (0570)

DNR IT CONSOLIDATION PS	06.205	0334	41,676.00	40,602.52	---	1,073.48
DNR IT CONSOLIDATION E&E	06.205	0335	41,060.00	39,050.46	---	2,009.54
REFUND ACCOUNTS	06.395	3537	1,000.00	1,000.00	---	---
DNR LEASING	13.050	4310	90,860.00	87,844.44	---	3,015.56
OVERTIME	06.245	7387	9,225.00	---	---	9,225.00

Metallic Minerals Waste Management

Fund (0575)

DNR IT CONSOLIDATION PS	06.205	0338	6,586.00	3,779.34	---	2,806.66
DNR IT CONSOLIDATION E&E	06.205	0341	3,715.00	2,229.00	---	1,486.00
REFUND ACCOUNTS	06.395	3538	165.00	---	---	165.00
DNR LEASING	13.050	4311	4,033.00	4,032.68	---	0.32
OVERTIME	06.245	7388	314.00	---	---	314.00

Natural Resources Protection - Air Pollution

Asbestos Fee Subaccount Fund (0584)

DNR IT CONSOLIDATION PS	06.205	0345	6,498.00	5,149.54	---	1,348.46
DNR IT CONSOLIDATION E&E	06.205	0350	3,909.00	2,304.26	---	1,604.74
REFUND ACCOUNTS	06.395	2740	9,930.00	6,112.67	---	3,817.33
DNR LEASING	13.050	4312	8,175.00	8,157.35	---	17.65
OVERTIME	06.245	7415	944.00	---	---	944.00

**STATE OF MISSOURI
SUMMARY OF APPROPRIATION ACTIVITY
SPECIAL REVENUE FUNDS
FOR THE APPROPRIATION YEAR 2006**

	H.B. No.	Appr. No.	Appropriations	Expenditures and Transfers Out	Biennial Rollovers to 2007	Lapse of Appropriations
Underground Storage Tank Regulation Program Fund (0586)						
DNR IT CONSOLIDATION PS	06.205	0353	35,929.00	30,799.47	---	5,129.53
DNR IT CONSOLIDATION E&E	06.205	0355	3,921.00	792.48	---	3,128.52
REFUND ACCOUNTS	06.395	2742	4,965.00	150.00	---	4,815.00
DNR LEASING	13.050	4314	7,605.00	7,604.32	---	0.68
OVERTIME	06.245	7417	614.00	---	---	614.00
Natural Resources Protection - Air Pollution Permit Fee Subaccount Fund (0594)						
DNR IT CONSOLIDATION PS	06.205	0356	121,344.00	120,507.46	---	836.54
DNR IT CONSOLIDATION E&E	06.205	0357	102,046.00	102,007.20	---	38.80
REFUND ACCOUNTS	06.395	2743	67,287.00	6,808.77	---	60,478.23
DNR LEASING	13.050	4315	287,061.00	264,924.34	---	22,136.66
OVERTIME	06.245	7389	20,511.00	---	---	20,511.00
Water and Wastewater Loan Revolving Fund (0602)						
REFUND ACCOUNTS	06.395	3539	61,444.00	---	---	61,444.00
Parks Sales Tax Fund (0613)						
DNR IT CONSOLIDATION PS	06.205	0359	36,444.00	36,444.00	---	---
DNR IT CONSOLIDATION E&E	06.205	0371	224,315.00	165,591.15	---	58,723.85
REFUND ACCOUNTS	06.395	3374	1,936.00	1,935.37	---	0.63
DNR LEASING	13.050	4316	268,713.00	268,554.62	---	158.38
BENNETT CAMP RENOVATE	15.080	6492	487,242.00	172,978.53	314,263.47	---
OVERTIME	06.245	7390	88,486.00	---	---	88,486.00
Soil and Water Sales Tax Fund (0614)						
DNR IT CONSOLIDATION PS	06.205	0372	80,080.00	79,412.04	---	667.96
DNR IT CONSOLIDATION E&E	06.205	0374	25,100.00	24,085.22	---	1,014.78
REFUND ACCOUNTS	06.395	3540	329.00	---	---	329.00
DNR LEASING	13.050	4317	65,546.00	58,577.00	---	6,969.00
OVERTIME	06.245	7391	9,332.00	---	---	9,332.00
Water and Wastewater Loan Fund (0649)						
REFUND ACCOUNTS	06.395	3541	165.00	---	---	165.00
STATE AUDITOR BILLING	06.240	4118	27,000.00	---	---	27,000.00
Groundwater Protection Fund (0660)						
DNR IT CONSOLIDATION E&E	06.205	0378	4,000.00	3,288.52	---	711.48
REFUND ACCOUNTS	06.395	2744	3,000.00	670.00	---	2,330.00
OVERTIME	06.245	7392	1,723.00	---	---	1,723.00

Energy Set-Aside Program Fund (0667)							
DNR IT CONSOLIDATION E&E	06.205	0384	12,303.00	---	---	12,303.00	
DNR LEASING	13.050	4319	2,604.00	2,461.39	---	142.61	
OVERTIME	06.245	7393	1,545.00	---	---	1,545.00	
State Land Survey Program Fund (0668)							
DNR IT CONSOLIDATION PS	06.205	0387	31,392.00	31,391.99	---	0.01	
DNR IT CONSOLIDATION E&E	06.205	0388	12,400.00	7,808.56	---	4,591.44	
REFUND ACCOUNTS	06.395	3542	165.00	---	---	165.00	
OVERTIME	06.245	7394	3,963.00	---	---	3,963.00	
Hazardous Waste Fund (0676)							
DNR IT CONSOLIDATION PS	06.205	0389	158,683.00	146,497.47	---	12,185.53	
DNR IT CONSOLIDATION E&E	06.205	0390	120,303.00	86,024.17	---	34,278.83	
REFUND ACCOUNTS	06.395	2746	32,430.00	31,432.27	---	997.73	
DNR LEASING	13.050	4321	69,875.00	69,033.56	---	841.44	
OVERTIME	06.245	7395	11,469.00	---	---	11,469.00	
Safe Drinking Water Fund (0679)							
DNR IT CONSOLIDATION PS	06.205	0391	101,662.00	101,400.02	---	261.98	
DNR IT CONSOLIDATION E&E	06.205	0392	66,637.00	64,749.98	---	1,887.02	
REFUND ACCOUNTS	06.395	2745	15,000.00	5,493.98	---	9,506.02	
DNR LEASING	13.050	4322	69,326.00	61,953.60	---	7,372.40	
OVERTIME	06.245	7396	6,407.00	---	---	6,407.00	
Coal Mine Land Reclamation Fund (0684)							
DNR IT CONSOLIDATION PS	06.205	0393	16,341.00	14,631.75	---	1,709.25	
DNR IT CONSOLIDATION E&E	06.205	0397	1,198.00	680.74	---	517.26	
REFUND ACCOUNTS	06.395	3544	165.00	---	---	165.00	
DNR LEASING	13.050	4323	4,008.00	4,007.64	---	0.36	
OVERTIME	06.245	7397	572.00	---	---	572.00	
Hazardous Waste Remedial Fund (0690)							
DNR IT CONSOLIDATION PS	06.205	0398	13,657.00	13,656.79	---	0.21	
DNR IT CONSOLIDATION E&E	06.205	0401	76.00	75.60	---	0.40	
DNR LEASING	13.050	4324	4,625.00	4,624.20	---	0.80	
Missouri Air Pollution Control Fund (0691)							
DNR IT CONSOLIDATION PS	06.205	0402	2,365.00	1,237.57	---	1,127.43	
DNR IT CONSOLIDATION E&E	06.205	0403	38.00	---	---	38.00	
OVERTIME	06.245	7399	198.00	---	---	198.00	
Meramec-Onondaga State Parks Fund (0698)							
DNR IT CONSOLIDATION E&E	06.205	0408	17.00	---	---	17.00	
OVERTIME	06.245	7400	52.00	---	---	52.00	
Oil and Gas Remedial Fund (0699)							
REFUND ACCOUNTS	06.395	7418	1,000.00	---	---	1,000.00	
Biodiesel Fuel Revolving Fund (0730)							
REFUND ACCOUNTS	06.395	5261	165.00	---	---	165.00	
DNR LEASING	13.050	6801	9.00	9.00	---	---	
OVERTIME	06.245	7401	5.00	---	---	5.00	
Stormwater Loan Revolving Fund (0754)							
REFUND ACCOUNTS	06.395	6865	200.00	---	---	200.00	

**STATE OF MISSOURI
SUMMARY OF APPROPRIATION ACTIVITY
SPECIAL REVENUE FUNDS
FOR THE APPROPRIATION YEAR 2006**

	H.B. No.	Appr. No.	Appropriations	Expenditures and Transfers Out	Biennial Rollovers to 2007	Lapse of Appropriations
Rural Water and Sewer Loan Revolving Fund (0755)						
REFUND ACCOUNTS	06.395	6866	165.00	---	---	165.00
Recruitment and Retention Scholarship Fund (0832)						
MINORITY SCHOLARSHIPS	06.405	3495	50,000.00	---	---	50,000.00
Missouri Alternative Fuel Vehicle Loan Fund (0886)						
REFUND ACCOUNTS	06.395	3130	50.00	---	---	50.00
Dry-Cleaning Environmental Response Trust Fund (0898)						
DNR IT CONSOLIDATION PS	06.205	0409	16,769.00	14,373.07	---	2,395.93
DNR IT CONSOLIDATION E&E	06.205	0420	5,357.00	3,783.83	---	1,573.17
REFUND ACCOUNTS	06.395	3129	73,000.00	70,026.76	---	2,973.24
DNR LEASING	13.050	6804	11,848.00	11,847.12	---	0.88
OVERTIME	06.245	7402	909.00	---	---	909.00
Mined Land Reclamation Fund (0906)						
DNR IT CONSOLIDATION PS	06.205	0421	9,805.00	7,396.44	---	2,408.56
DNR IT CONSOLIDATION E&E	06.205	0422	2,369.00	430.24	---	1,938.76
REFUND ACCOUNTS	06.395	2748	9,930.00	300.00	---	9,630.00
DNR LEASING	13.050	4326	34,586.00	34,585.99	---	0.01
OVERTIME	06.245	7403	1,041.00	---	---	1,041.00
Babler State Park Fund (0911)						
REFUND ACCOUNTS	06.395	3375	417.00	---	---	417.00
OVERTIME	06.245	7404	241.00	---	---	241.00
<u>Outreach and Assistance Center</u>						
Utilicare Stabilization Fund (0134)						
ENERGY EFFICIENT SERVICES	06.215	4218	100.00	---	---	100.00
Natural Resources Protection - Water Pollution Permit Fee Subaccount Fund (0568)						
OUTREACH & ASSISTANCE PS	06.210	5440	71,676.00	30,638.45	---	41,037.55
OUTREACH & ASSISTANCE E&E	06.210	5452	29,369.00	3,287.64	---	26,081.36
Solid Waste Management - Scrap Tire Subaccount Fund (0569)						
OUTREACH & ASSISTANCE PS	06.210	5441	39,872.00	---	---	39,872.00
OUTREACH & ASSISTANCE E&E	06.210	5453	5,158.00	31.50	---	5,126.50
Solid Waste Management Fund (0570)						
OUTREACH & ASSISTANCE PS	06.210	5442	87,949.00	42,254.29	---	45,694.71
OUTREACH & ASSISTANCE E&E	06.210	5454	13,150.00	1,464.21	---	11,685.79

Natural Resources Protection - Air Pollution							
Permit Fee Subaccount Fund (0594)							
OUTREACH & ASSISTANCE PS	06.210	5443	306,970.00	139,292.68	---	167,677.32	
OUTREACH & ASSISTANCE E&E	06.210	5455	52,203.00	13,273.29	---	38,929.71	
Energy Set-Aside Program Fund (0667)							
ENERGY EFFICIENT SERVICES	06.215	2469	22,218,685.00	10,145,492.28	---	12,073,192.72	
OUTREACH & ASSISTANCE PS	06.210	5444	356,903.00	354,061.07	---	2,841.93	
OUTREACH & ASSISTANCE E&E	06.210	5456	111,783.00	20,268.15	---	91,514.85	
Hazardous Waste Fund (0676)							
OUTREACH & ASSISTANCE PS	06.210	5445	32,975.00	21,451.90	---	11,523.10	
OUTREACH & ASSISTANCE E&E	06.210	5457	11,243.00	2,396.59	---	8,846.41	
Biodiesel Fuel Revolving Fund (0730)							
ENERGY EFFICIENT SERVICES	06.215	5459	25,000.00	2,184.85	---	22,815.15	
OUTREACH & ASSSISTANCE PS	06.210	6057	3,127.00	730.64	---	2,396.36	
Missouri Alternative Fuel Vehicle Loan Fund (0886)							
ENERGY EFFICIENT SERVICES	06.215	1965	2,000.00	---	---	2,000.00	
<u>Air and Land Protection Division</u>							
Missouri Air Emission Reduction Fund (0267)							
ENHANCED I/M-ALPD PS	06.330	5433	586,732.00	575,776.55	---	10,955.45	
ENHANCED I/M-ALPD E&E	06.330	5435	605,242.00	204,520.69	---	400,721.31	
Natural Resources Protection Fund (0555)							
HAZARDOUS WASTE PS	06.210	5377	48,950.00	43,821.57	---	5,128.43	
HAZARDOUS WASTE E&E	06.210	5383	16,771.00	2,738.62	---	14,032.38	
ENVIRONMENT DAMAGES ALPD	06.355	5463	84,711.00	---	---	84,711.00	
AIR POLLUTION CNTRL E&E	06.210	5494	20.00	---	---	20.00	
Natural Resources Protection - Water Pollution							
Permit Fee Subaccount Fund (0568)							
ENVIRONMENTAL SVS PS	06.210	5410	72,150.00	39,074.31	---	33,075.69	
ENVIRONMENTAL SVS E&E	06.210	5420	10,650.00	7,310.36	---	3,339.64	
Solid Waste Management - Scrap Tire Subaccount Fund (0569)							
SOLID WASTE MANAGEMENT	06.370	1419	1,636,999.00	771,246.94	---	865,752.06	
SOLID WASTE MGMT PS	06.210	5389	128,074.00	39,718.15	---	88,355.85	
SOLID WASTE MGMT E&E	06.210	5392	21,101.00	4,336.85	---	16,764.15	
Solid Waste Management Fund (0570)							
SOLID WASTE MANAGEMENT	06.370	1418	18,687,348.00	8,635,376.25	---	10,051,971.75	
SOLID WASTE MGMT PS	06.210	5390	1,630,050.00	1,341,637.90	---	288,412.10	
SOLID WASTE MGMT E&E	06.210	5393	456,261.00	269,679.57	---	186,581.43	
HAZARDOUS WASTE PS	06.210	5529	90,289.00	29,041.11	---	61,247.89	
ENVIRONMENTAL SVS FEE PS	06.210	6924	42,325.00	27,437.04	---	14,887.96	
ENVIRONMENTAL SVS FEE E&E	06.210	6925	16,183.00	11,495.25	---	4,687.75	
HAZARDOUS WASTE E&E	06.210	7505	5,618.00	4,432.74	---	1,185.26	

STATE OF MISSOURI
SUMMARY OF APPROPRIATION ACTIVITY
SPECIAL REVENUE FUNDS
FOR THE APPROPRIATION YEAR 2006

	H.B. No.	Appr. No.	Appropriations	Expenditures and Transfers Out	Biennial Rollovers to 2007	Lapse of Appropriations
Metallic Minerals Waste Management Fund (0575)						
LAND RECLAMATION PS	06.210	5398	55,948.00	43,795.01	---	12,152.99
LAND RECLAMATION E&E	06.210	5403	10,362.00	3,739.77	---	6,622.23
HAZARDOUS WASTE PS	06.210	5527	276.00	99.10	---	176.90
Natural Resources Protection - Air Pollution Asbestos Fee Subaccount Fund (0584)						
AIR POLLUTION CNTRL PS	06.210	5368	154,477.00	154,475.07	---	1.93
AIR POLLUTION CNTRL E&E	06.210	5373	56,471.00	29,213.39	---	27,257.61
AIR POLL CONTROL GRANTS	06.360	9766	75,000.00	22,000.00	---	53,000.00
Underground Storage Tank Regulation Program Fund (0586)						
HAZARDOUS WASTE PS	06.210	5379	105,857.00	82,266.19	---	23,590.81
HAZARDOUS WASTE E&E	06.210	5385	15,471.00	11,144.59	---	4,326.41
Natural Resources Protection - Air Pollution Permit Fee Subaccount Fund (0594)						
AIR POLL CONTROL GRANTS	06.360	1364	2,027,000.00	1,525,841.76	---	501,158.24
AIR POLLUTION CNTRL PS	06.210	5369	2,890,320.00	2,771,937.34	---	118,382.66
AIR POLLUTION CNTRL E&E	06.210	5374	710,928.00	557,182.79	---	153,745.21
ENVIRONMENTAL SVS PS	06.210	5412	417,577.00	413,490.96	---	4,086.04
ENVIRONMENTAL SVS E&E	06.210	5422	247,149.00	152,152.65	---	94,996.35
HAZARDOUS WASTE PS	06.210	5471	8,156.00	5,691.59	---	2,464.41
HAZARDOUS WASTE E&E	06.210	5472	3,800.00	486.26	---	3,313.74
Hazardous Waste Fund (0676)						
SUPERFUND CLEANUP	06.365	1172	231,877.00	151,373.61	---	80,503.39
HAZARD MAT ANALYSIS	06.385	3080	60,210.00	---	---	60,210.00
ENVIRONMENT EMERG RESPON	06.385	3082	150,000.00	138,442.07	---	11,557.93
EMERGENCY RESPONSE LOAN	06.385	3083	150,000.00	---	---	150,000.00
HAZARDOUS WASTE PS	06.210	5380	1,232,852.00	1,146,600.95	---	86,251.05
HAZARDOUS WASTE E&E	06.210	5386	303,291.00	194,540.49	---	108,750.51
ENVIRONMENTAL SVS PS	06.210	5413	747,587.00	640,668.52	---	106,918.48
ENVIRONMENTAL SVS E&E	06.210	5423	311,729.00	182,743.39	---	128,985.61
Safe Drinking Water Fund (0679)						
ENVIRONMENTAL SVS PS	06.210	5415	496,985.00	425,742.49	---	71,242.51
ENVIRONMENTAL SVS E&E	06.210	5424	419,038.00	404,660.13	---	14,377.87
Coal Mine Land Reclamation Fund (0684)						
LAND RECLAMATION PS	06.210	5399	68,912.00	41,345.92	---	27,566.08
LAND RECLAMATION E&E	06.210	5404	19,072.00	14,224.53	---	4,847.47
COAL MINED LAND FUND PROJ	06.380	7454	850,000.00	3,913.38	---	846,086.62

Hazardous Waste Remedial Fund (0690)							
HAZARDOUS WASTE PS	06.210	5381	84,810.00	84,809.67	---	0.33	
HAZARDOUS WASTE E&E	06.210	5387	9,945.00	9,944.03	---	0.97	
ENVIRONMENTAL SVS PS	06.210	5416	12,500.00	12,499.77	---	0.23	
ENVIRONMENTAL SVS E&E	06.210	5425	3,610.00	3,609.92	---	0.08	
SUPERFUND CLEANUP	06.365	8123	2,713.00	2,712.67	---	0.33	
Missouri Air Pollution Control Fund (0691)							
AIR POLLUTION CNTRL PS	06.210	5370	41,347.00	17,929.52	---	23,417.48	
AIR POLLUTION CNTRL E&E	06.210	5375	6,458.00	308.47	---	6,149.53	
Dry-Cleaning Environmental Response Trust Fund (0898)							
HAZARDOUS WASTE PS	06.210	5467	137,147.00	124,935.39	---	12,211.61	
HAZARDOUS WASTE E&E	06.210	5468	88,639.00	67,390.97	---	21,248.03	
DRYCLEANERS CLEANUP	06.365	5469	200,000.00	133,076.09	---	66,923.91	
Mined Land Reclamation Fund (0906)							
LAND RECLAMATION PS	06.210	5400	358,083.00	304,366.97	---	53,716.03	
LAND RECLAMATION E&E	06.210	5405	225,421.00	56,112.43	---	169,308.57	
HAZARDOUS WASTE PS	06.210	5528	4,584.00	1,887.87	---	2,696.13	
LAND RECLMT BOND FORFEIT	06.380	7453	1,400,000.00	163,874.58	---	1,236,125.42	
<u>Water Protection and Soil Conservation</u>							
Missouri Air Emission Reduction Fund (0267)							
ENHANCED I/M-WPSCD E&E	06.330	5434	28,000.00	15,801.86	---	12,198.14	
Natural Resources Protection Fund (0555)							
ENVIRONMENT DAMAGES WPSCD	06.355	5464	135,000.00	14,510.00	---	120,490.00	
WATER PROTECTION PRG E&E	06.210	7178	25,846.00	22,601.35	---	3,244.65	
Natural Resources Protection - Water Pollution Permit Fee Subaccount Fund (0568)							
WATER QUALITY STUDY GRANT	06.335	1359	50,000.00	50,000.00	---	---	
REGIONAL OFFICES PS	06.210	5342	2,019,580.00	1,814,092.68	---	205,487.32	
REGIONAL OFFICES E&E	06.210	5351	268,808.00	222,934.87	---	45,873.13	
ENVIRONMENT DAMAGES WPSCD	06.355	5466	112,047.00	112,046.25	---	0.75	
WATER PROTECTION PRG PS	06.210	7174	1,478,266.00	1,433,749.17	---	44,516.83	
WATER PROTECTION PRG E&E	06.210	7179	1,253,695.00	531,755.12	---	721,939.88	
Solid Waste Management - Scrap Tire Subaccount Fund (0569)							
REGIONAL OFFICES PS	06.210	5343	164,629.00	---	---	164,629.00	
REGIONAL OFFICES E&E	06.210	5352	61,620.00	2,814.20	---	58,805.80	
Solid Waste Management Fund (0570)							
REGIONAL OFFICES PS	06.210	5344	495,618.00	420,284.11	---	75,333.89	
REGIONAL OFFICES E&E	06.210	5353	122,640.00	68,300.06	---	54,339.94	
ACCOUNTABILITY E&E	06.240	7374	12,000.00	---	---	12,000.00	
Natural Resources Protection - Air Pollution Asbestos Fee Subaccount Fund (0584)							
REGIONAL OFFICES PS	06.210	6013	47,802.00	47,795.23	---	6.77	

**STATE OF MISSOURI
SUMMARY OF APPROPRIATION ACTIVITY
SPECIAL REVENUE FUNDS
FOR THE APPROPRIATION YEAR 2006**

	H.B. No.	Appr. No.	Appropriations	Expenditures and Transfers Out	Biennial Rollovers to 2007	Lapse of Appropriations
Natural Resources Protection - Air Pollution						
Permit Fee Subaccount Fund (0594)						
REGIONAL OFFICES PS	06.210	5346	882,520.00	717,818.99	---	164,701.01
REGIONAL OFFICES E&E	06.210	5355	110,435.00	87,937.51	---	22,497.49
Water and Wastewater Loan Revolving Fund (0602)						
WATER & WASTEWATER LOAN	06.340	1446	147,241,785.00	75,101,172.24	---	72,140,612.76
DRINKING WATER LOAN	06.340	5470	8,130,879.00	588,196.93	---	7,542,682.07
Soil and Water Sales Tax Fund (0614)						
SPECIAL AREA LAND TREATMT	06.350	1420	6,896,200.00	5,690,989.46	---	1,205,210.54
SOIL & WATER RES GRANT	06.350	1423	360,000.00	230,568.79	---	129,431.21
COST SHARE GRANT	06.350	1425	21,750,000.00	21,749,919.50	---	80.50
LOAN INTEREST SHARE PRGM	06.350	1427	300,000.00	124,277.80	---	175,722.20
SOIL & WATER CONSERV PS	06.210	5338	1,946,257.00	1,815,059.98	---	131,197.02
SOIL & WATER CONSERV E&E	06.210	5339	1,908,439.00	1,774,641.35	---	133,797.65
REGIONAL OFFICES E&E	06.210	5474	65,926.00	64,626.98	---	1,299.02
ACCOUNTABILITY E&E	06.240	7375	58,000.00	58,000.00	---	---
GRANTS TO SOIL DISTRICTS	06.350	7607	8,143,032.00	7,768,278.17	---	374,753.83
Water and Wastewater Loan Fund (0649)						
DRINKING WATER LOAN	06.340	1442	44,813,015.00	25,595,367.73	---	19,217,647.27
WATER & WASTEWATER LOAN	06.340	1450	69,247,111.00	17,136,271.70	---	52,110,839.30
REGIONAL OFFICES E&E	06.210	5356	1.00	---	---	1.00
WATER PROTECTION PRG E&E	06.210	7180	1.00	---	---	1.00
Hazardous Waste Fund (0676)						
REGIONAL OFFICES E&E	06.210	5357	20,692.00	18,182.99	---	2,509.01
Safe Drinking Water Fund (0679)						
DRINKING WATER ANALYSIS	06.335	3382	296,444.00	233,120.00	---	63,324.00
REGIONAL OFFICES PS	06.210	5348	449,565.00	441,671.57	---	7,893.43
REGIONAL OFFICES E&E	06.210	5358	184,087.00	110,195.03	---	73,891.97
WATER PROTECTION PRG PS	06.210	7175	379,073.00	352,682.56	---	26,390.44
WATER PROTECTION PRG E&E	06.210	7181	240,509.00	100,755.33	---	139,753.67
Stormwater Loan Revolving Fund (0754)						
STORMWATER CONTROL LOANS	06.340	6848	1,014,141.00	---	---	1,014,141.00
Rural Water and Sewer Loan Revolving Fund (0755)						
RURAL WATER&SEWER LOANS	06.340	6849	190,175.00	---	---	190,175.00
Concentrated Animal Feeding Operation Indemnity Fund (0834)						
CAFO CLOSURES	06.345	3480	100,000.00	---	---	100,000.00

Geological Survey and Resource Assessment**Division**

Natural Resources Protection - Water Pollution

Permit Fee Subaccount Fund (0568)

GEOLOGICAL SURVEY PS	06.210	6129	12,196.00	2,309.71	---	9,886.29
GEOLOGICAL SURVEY E&E	06.210	6130	6,924.00	---	---	6,924.00
Solid Waste Management Fund (0570)						
GEOLOGICAL SURVEY FEE PS	06.210	6940	103,626.00	92,114.13	---	11,511.87
GEOLOGICAL SURVEY FEE E&E	06.210	6941	11,000.00	10,954.45	---	45.55
Groundwater Protection Fund (0660)						
GEOLOGICAL SURVEY PS	06.210	5243	381,328.00	357,261.61	---	24,066.39
GEOLOGICAL SURVEY E&E	06.210	5244	104,000.00	76,968.60	---	27,031.40
State Land Survey Program Fund (0668)						
LAND SURVEY RESTOR PROJ	06.320	2759	200,000.00	173,206.48	---	26,793.52
LAND SURVEY PS	06.210	5228	845,726.00	823,160.53	---	22,565.47
LAND SURVEY E&E	06.210	5229	164,600.00	133,756.62	---	30,843.38
Hazardous Waste Fund (0676)						
GEOLOGICAL SURVEY PS	06.210	1166	113,970.00	113,377.98	---	592.02
GEOLOGICAL SURVEY E&E	06.210	1167	31,641.00	24,095.04	---	7,545.96
Hazardous Waste Remedial Fund (0690)						
GEOLOGICAL SURVEY PS	06.210	5241	18,301.00	18,300.50	---	0.50
GEOLOGICAL SURVEY E&E	06.210	5242	859.00	855.62	---	3.38
Oil and Gas Remedial Fund (0699)						
OIL & GAS REMEDIAL FUND	06.315	7767	23,000.00	---	---	23,000.00
Dry-Cleaning Environmental Response Trust Fund (0898)						
GEOLOGICAL SURVEY PS	06.210	6109	22,423.00	190.80	---	22,232.20
GEOLOGICAL SURVEY E&E	06.210	6110	3,735.00	31.69	---	3,703.31

Division of State Parks

Parks Sales Tax Fund (0613)

STATE PARKS OPERATION E&E	06.265	0664	7,221,235.00	6,000,843.15	---	1,220,391.85
M&R DNR STATEWIDE PSTF	18.040	0716	5,750,000.00	398,184.73	5,351,815.27	---
STATE PARKS CI	19.010	0729	965,000.00	200.00	964,800.00	---
LEVY DISTRICT PAYMENTS	06.265	1942	7,163.00	7,162.62	---	0.38
STATE PARKS OPERATION PS	06.265	2082	19,456,873.00	18,165,690.73	---	1,291,182.27
PAYMENT IN LIEU OF TAXES	06.275	2470	25,875.00	8,135.25	---	17,739.75
VARIOUS LEWIS&CLARK PROJ	15.115	6406	108,688.00	4,869.15	103,818.85	---
STATEWIDE SMALL CI	15.120	6407	248,053.00	47,194.57	200,858.43	---
BIG SUGAR CREEK DAY USE	15.125	6409	200,000.00	---	200,000.00	---
GRAHAM CAVE RENOVATE	15.125	6410	125,000.00	---	125,000.00	---
LEWIS&CLARK RESTROOMS	15.125	6411	100,000.00	---	100,000.00	---
OZARK CAVERN ROAD IMPR	15.125	6412	80,000.00	---	80,000.00	---
RT 66 STORAGE BLDG	15.125	6413	135,000.00	---	135,000.00	---
WESTON BEND PICNIC AREA	15.125	6414	35,000.00	---	35,000.00	---
RT 66 RENOV VISITOR CTR	15.080	6498	397,451.00	---	397,451.00	---

**STATE OF MISSOURI
SUMMARY OF APPROPRIATION ACTIVITY
SPECIAL REVENUE FUNDS
FOR THE APPROPRIATION YEAR 2006**

	H.B. No.	Appr. No.	Appropriations	Expenditures and Transfers Out	Biennial Rollovers to 2007	Lapse of Appropriations
BIG OAK BOARDWALK RENOV	15.080	6493	77,948.00	73,735.07	4,212.93	---
DEUTSCHHEIM HIST RENOV	15.080	6494	104,223.00	84,065.06	20,157.94	---
BABLER RENOVATE CCC	15.080	6495	49,900.00	276.05	49,623.95	---
NATHAN BOONE CABINS	15.080	6497	105,355.00	29,633.01	75,721.99	---
STATEWIDE EROSION CTRL	15.085	6500	300,000.00	296,881.85	3,118.15	---
STATEWIDE RENOVATIONS	15.100	6504	3,935,433.00	1,701,977.93	2,233,455.07	---
BRUCE R WATKINS CENTER	06.270	9727	100,000.00	100,000.00	---	---
Meramec-Onondaga State Parks Fund (0698)						
STATE PARKS OPERATION PS	06.265	2084	11,688.00	---	---	11,688.00
STATE PARKS OPERATION E&E	06.265	2085	5,583.00	252.00	---	5,331.00
Babler State Park Fund (0911)						
STATE PARKS OPERATION PS	06.265	2086	53,388.00	53,388.00	---	---
STATE PARKS OPERATION E&E	06.265	2087	106,579.00	106,579.00	---	---
<u>DEPARTMENT OF PUBLIC SAFETY</u>						
Missouri Crime Prevention Information and Programming Fund (0253)						
DPS IT CONSOLIDATION E&E	08.010	0485	300.00	---	---	300.00
Elevator Safety Fund (0257)						
DPS IT CONSOLIDATION E&E	08.010	0487	6,102.00	6,102.00	---	---
FS ADMIN OVERTIME	08.185	7104	4,820.00	4,812.95	---	7.05
Missouri National Guard Training Site Fund (0269)						
CONTRACT SERVICE OVERTIME	08.280	7118	78.00	---	---	78.00
Gaming Commission Fund (0286)						
MGC GAMING OVERTIME	08.215	7112	37,000.00	---	---	37,000.00
MSHP GAMING OVERTIME	08.215	7123	608,680.00	202,220.32	---	406,459.68
Bingo Proceeds for Education Fund (0289)						
BINGO REFUNDS	08.230	2994	5,000.00	---	---	5,000.00
Chemical Emergency Preparedness Fund (0587)						
DPS IT CONSOLIDATION E&E	08.010	0497	11,500.00	9,024.05	---	2,475.95
AG SEMA OVERTIME	08.295	7122	1,114.00	---	---	1,114.00
State Highways and Transportation Department Fund (0644)						
M&R STATEWIDE SHTDF	18.010	0707	500,000.00	---	500,000.00	---
SHP OVERTIME	08.105	7093	5,175,032.00	---	---	5,175,032.00
Criminal Record System Fund (0671)						
SHP OVERTIME	08.105	7094	30,852.00	---	---	30,852.00

Highway Patrol Academy Fund (0674)							
SHP OVERTIME	08.105	7097	1,313.00	---	---	---	1,313.00
Crime Victims' Compensation Fund (0681)							
DPS IT CONSOLIDATION E&E	08.010	0514	4,000.00	3,038.74	---	---	961.26
Boiler and Pressure Vessels Safety Fund (0744)							
FS ADMIN OVERTIME	08.185	7105	5,853.00	2,799.48	---	---	3,053.52
National Guard Trust Fund (0900)							
DPS IT CONSOLIDATION PS	08.010	0525	37,812.00	37,632.11	---	---	179.89
DPS IT CONSOLIDATION E&E	08.010	0527	9,500.00	---	---	---	9,500.00
NATIONAL GUARD OVERTIME	08.250	7114	26,621.00	---	---	---	26,621.00
<u>Office of the Director</u>							
Missouri Crime Prevention Information and Programming Fund (0253)							
DIRECTOR ADMIN E&E	08.005	2328	49,700.00	1,467.78	---	---	48,232.22
Peace Officer Standards and Training Commission Fund (0281)							
POST TRAINING	08.080	1645	1,400,000.00	1,303,947.60	---	---	96,052.40
State Forensic Laboratory Fund (0591)							
STATE FORENSIC LABS	08.070	8770	425,000.00	275,001.91	---	---	149,998.09
Services to Victims Fund (0592)							
DIRECTOR ADMIN PS	08.005	0782	22,000.00	11,934.89	---	---	10,065.11
DIRECTOR ADMIN E&E	08.005	0783	4,250.00	1,834.24	---	---	2,415.76
STATE SERVICES TO VICTIMS	08.045	8866	3,540,000.00	3,528,802.37	---	---	11,197.63
Crime Victims' Compensation Fund (0681)							
DIRECTOR ADMIN E&E	08.005	5220	1,223,190.00	1,058,933.55	---	---	164,256.45
STATE SERVICES TO VICTIMS	08.045	5668	50,000.00	45,919.13	---	---	4,080.87
DIRECTOR ADMIN PS	08.005	8769	146,240.00	116,377.28	---	---	29,862.72
Antiterrorism Fund (0759)							
DIRECTOR ADMIN E&E	08.005	7530	5,000.00	---	---	---	5,000.00
<u>Division of Fire Safety</u>							
Elevator Safety Fund (0257)							
F S ADMIN PS	08.180	5629	315,972.00	257,303.54	---	---	58,668.46
F S ADMIN E&E	08.180	5630	136,627.00	109,529.34	---	---	27,097.66
Chemical Emergency Preparedness Fund (0587)							
FIREFIGHTER TRAINING	08.190	1382	100,000.00	68,720.00	---	---	31,280.00
Boiler and Pressure Vessels Safety Fund (0744)							
F S ADMIN PS	08.180	6103	211,548.00	209,025.75	---	---	2,522.25
F S ADMIN E&E	08.180	6104	61,825.00	61,825.00	---	---	---
Fire Education Fund (0821)							
FIREFIGHTER TRAINING	08.190	0682	219,550.00	219,550.00	---	---	---

**STATE OF MISSOURI
SUMMARY OF APPROPRIATION ACTIVITY
SPECIAL REVENUE FUNDS
FOR THE APPROPRIATION YEAR 2006**

	H.B. No.	Appr. No.	Appropriations	Expenditures and Transfers Out	Biennial Rollovers to 2007	Lapse of Appropriations
<u>State Highway Patrol</u>						
Gaming Commission Fund (0286)						
SHP TECHNICAL SERVICE PS	08.140	0636	18,582.00	18,415.97	---	166.03
SHP ENFORCEMENT E&E	08.100	1647	79,663.00	79,662.76	---	0.24
GASOLINE PURCHASE	08.110	1648	324,454.00	324,454.00	---	---
FRINGE BENEFITS PS	08.095	3276	90,711.00	61,763.09	---	28,947.91
FRINGE BENEFITS E&E	08.095	3277	9,031.00	80.24	---	8,950.76
SHP ENFORCEMENT PS	08.100	3278	29,640.00	27,170.09	---	2,469.91
SHP ADMIN E&E	08.090	4369	4,865.00	4,865.00	---	---
VEHICLE REPLACEMENT	08.115	4371	474,571.00	391,072.50	---	83,498.50
SHP ACADEMY PS	08.125	5917	148,032.00	93,704.47	---	54,327.53
SHP ACADEMY E&E	08.125	5918	132,112.00	129,196.42	---	2,915.58
Highway Patrol Inspection Fund (0297)						
VEH & DRIVER SAFETY	08.130	1379	37,725.00	37,725.00	---	---
State Forensic Laboratory Fund (0591)						
CRIME LABS E&E	08.120	8771	60,000.00	58,805.61	---	1,194.39
State Highways and Transportation Department Fund (0644)						
SHP TECHNICAL SERVICE PS	08.140	0630	10,108,046.00	9,172,169.70	---	935,876.30
M&R HP	18.060	0723	2,535,577.00	223,000.86	2,312,576.14	---
HP GENERAL HQ ANNEX	19.040	0752	149,449.00	21,237.71	128,211.29	---
HP STORAGE BLDG ADDITION	19.045	0753	707,295.00	201,530.42	505,764.58	---
HP CDLS	19.055	0754	5,703,029.00	524,468.25	5,178,560.75	---
HP PUR. DRIV. STORAG	19.050	0756	2,060,400.00	81,620.45	1,978,779.55	---
SHP ADMIN PS	08.090	1130	5,288,074.00	5,025,307.10	---	262,766.90
SHP ADMIN E&E	08.090	1133	402,877.00	400,730.32	---	2,146.68
SHP ENFORCEMENT PS	08.100	1136	52,750,055.00	48,494,625.33	---	4,255,429.67
SHP ACADEMY PS	08.125	1143	1,202,144.00	938,498.77	---	263,645.23
SHP ACADEMY E&E	08.125	1148	144,139.00	142,220.22	---	1,918.78
VEH & DRIVER SAFETY PS	08.130	1150	9,078,285.00	8,436,498.05	---	641,786.95
VEH & DRIVER SAFETY E&E	08.130	1154	850,252.00	819,232.14	---	31,019.86
SHP ENFORCEMENT E&E	08.100	1430	4,339,194.00	4,305,332.42	---	33,861.58
SHP TECHNICAL SERVICE E&E	08.140	2285	8,981,381.00	8,964,720.27	---	16,660.73
STATE HIGHWAY PATROL	13.075	3194	638,289.00	583,735.70	---	54,553.30
REFUND UNUSED STICKERS	08.135	3284	52,000.00	45,130.00	---	6,870.00
FRINGE BENEFITS PS	08.095	4346	42,448,124.00	38,907,907.76	---	3,540,216.24
FRINGE BENEFITS E&E	08.095	4349	8,347,699.00	8,330,855.69	---	16,843.31
VEHICLE REPLACEMENT	08.115	4370	3,887,946.00	3,769,347.00	---	118,599.00
GASOLINE PURCHASE	08.110	4472	2,697,157.00	2,684,790.97	---	12,366.03

CRIME LABS PS	08.120	5296	2,405,064.00	2,237,061.39	---	168,002.61
CRIME LABS E&E	08.120	5297	199,277.00	198,111.77	---	1,165.23
TRP-D STRAFFORD CDL SITE	15.145	6416	284,516.00	284,516.00	---	---
DC M&R	15.070	6476	405,036.00	397,685.25	7,350.75	---
HP-GHQ ANNEX ELEVATOR	15.140	6511	3,082.00	---	3,082.00	---
HP-HGQ HVAC	15.140	6513	406.00	406.00	---	---
HP-GHQ ANNEX ELECTRICAL	15.140	6514	99,546.00	99,546.00	---	---
TRP-B ROOF	15.140	6515	56,324.00	2,124.24	54,199.76	---
TRP-C HVAC	15.140	6516	176,911.00	111,574.97	65,336.03	---
TRP-C ROOF	15.140	6517	26,704.00	26,704.00	---	---
TRP-F GARAGE PVMT REPR	15.140	6518	37,587.00	20,409.62	17,177.38	---
Criminal Record System Fund (0671)						
SHP TECHNICAL SERVICE PS	08.140	0635	456,344.00	410,792.16	---	45,551.84
SHP ENFORCEMENT E&E	08.100	1431	1,382,315.00	851,884.35	---	530,430.65
SHP TECHNICAL SERVICE E&E	08.140	2286	1,348,866.00	826,173.50	---	522,692.50
FBI BACKGROUND CHARGES	08.100	6952	2,571,162.00	2,571,162.00	---	---
FRINGE BENEFITS PS	08.095	8867	1,693,129.00	1,450,112.18	---	243,016.82
FRINGE BENEFITS E&E	08.095	8868	142,184.00	126,147.29	---	16,036.71
SHP ENFORCEMENT PS	08.100	8870	2,741,760.00	2,594,627.07	---	147,132.93
CRIME LABS PS	08.120	8872	91,590.00	67,797.35	---	23,792.65
CRIME LABS E&E	08.120	8873	3,600.00	2,325.52	---	1,274.48
Highway Patrol Academy Fund (0674)						
SHP ACADEMY E&E	08.125	3441	653,260.00	293,012.46	---	360,247.54
SHP ACADEMY PS	08.125	6328	87,059.00	81,913.96	---	5,145.04
FRINGE BENEFITS PS	08.095	6329	57,417.00	43,302.02	---	14,114.98
FRINGE BENEFITS E&E	08.095	6330	8,871.00	8,819.20	---	51.80
Highway Patrol's Motor Vehicle and Aircraft Revolving Fund (0695)						
VEHICLE REPLACEMENT	08.115	6461	7,665,779.00	3,662,403.06	---	4,003,375.94
Highway Patrol Traffic Records Fund (0758)						
SHP ENFORCEMENT PS	08.100	6891	29,760.00	20,975.00	---	8,785.00
SHP ENFORCEMENT EE	08.100	6892	112,000.00	55,524.79	---	56,475.21
FRINGE BENEFITS PS	08.095	7284	12,161.00	8,540.59	---	3,620.41
FRINGE BENEFITS E&E	08.095	7285	702.00	684.31	---	17.69
DNA Profiling Analysis Fund (0772)						
CRIME LABS PS	08.120	7280	149,232.00	41,442.24	---	107,789.76
CRIME LABS E&E	08.120	7281	1,495,166.00	1,485,130.96	---	10,035.04
FRINGE BENEFITS PS	08.095	7282	70,199.00	19,426.22	---	50,772.78
FRINGE BENEFITS E&E	08.095	7283	3,693.00	3,649.49	---	43.51
Highway Patrol Expense Fund (0793)						
HP EMERGENCY EXPENSE E&E	08.145	7044	20,000.00	2,881.87	---	17,118.13
HP PERSONAL EQUIPMENT E&E	08.150	7045	15,000.00	15,000.00	---	---
HP BENEFIT E&E	08.155	7046	30,000.00	---	---	30,000.00

**STATE OF MISSOURI
SUMMARY OF APPROPRIATION ACTIVITY
SPECIAL REVENUE FUNDS
FOR THE APPROPRIATION YEAR 2006**

	H.B. No.	Appr. No.	Appropriations	Expenditures and Transfers Out	Biennial Rollovers to 2007	Lapse of Appropriations
Criminal Justice Network and Technology Revolving Fund (0842)						
FRINGE BENEFITS PS	08.095	1975	18,662.00	---	---	18,662.00
FRINGE BENEFITS E&E	08.095	1976	1,938.00	1,391.64	---	546.36
SHP TECHNICAL SERVICE PS	08.140	2505	39,288.00	---	---	39,288.00
SHP TECHNICAL SERVICE E&E	08.140	4113	1,500,000.00	1,194,084.49	---	305,915.51
<u>Division of Liquor Control</u>						
Health Family Trust Fund - Tobacco Prevention, Education and Cessation Account Fund (0643)						
ALCOHOL & TOBACCO CNTR PS	08.170	5525	97,704.00	86,384.33	---	11,319.67
ALCOHOL & TOBACCO CNTR EE	08.170	5526	36,960.00	36,959.40	---	0.60
<u>Adjutant General</u>						
Missouri National Guard Training Site Fund (0269)						
TRAINING SITE REVOLVING	08.270	3154	317,800.00	317,727.00	---	73.00
CONTRACT SERVICES PS	08.275	6942	17,172.00	16,870.00	---	302.00
National Guard Trust Fund (0900)						
A G FIELD SUPPORT E&E	08.260	0913	204,528.00	154,958.42	---	49,569.58
NATIONAL GUARD TRUST FUND	08.245	1863	2,764,400.00	1,515,813.81	---	1,248,586.19
AG-DESIGN & CONSTRUCTION	15.190	6762	50,000.00	---	50,000.00	---
NATIONAL GUARD TRUST PS	08.245	7278	1,030,616.00	788,363.27	---	242,252.73
NATIONAL GUARD TRUST E&E	08.245	7279	1,209,825.00	511,685.39	---	698,139.61
A G ADMIN E&E	08.240	7523	11,000.00	6,289.44	---	4,710.56
CONTRACT SERVICES E&E	08.275	7524	473,549.00	472,972.08	---	576.92
<u>State Emergency Management Agency</u>						
Chemical Emergency Preparedness Fund (0587)						
A G SEMA PS	08.290	3882	169,593.00	121,567.02	---	48,025.98
A G SEMA E&E	08.290	3883	57,384.00	25,999.23	---	31,384.77
MERC DISTRIBUTIONS	08.300	3884	650,000.00	459,354.03	---	190,645.97
<u>Missouri Veterans' Commission</u>						
Veterans Trust Fund (0579)						
ADMIN & SERVICE E&E	08.195	0981	24,800.00	18,984.58	---	5,815.42
VETERANS HOMES E&E	08.205	2345	52,500.00	51,028.61	---	1,471.39
VETERAN'S VIDEOTAPING E&E	08.195	7064	1.00	---	---	1.00

Missouri Gaming Commission

Compulsive Gambler Fund (0249)							
GAMING E&E	08.210	3087	40,000.00	31,514.20	---	8,485.80	
Gaming Commission Fund (0286)							
GAMING COMM FRINGES PS	08.220	1542	4,157,582.00	3,165,365.82	---	992,216.18	
GAMING COMM FRINGES E&E	08.220	1543	560,765.00	560,744.91	---	20.09	
GAMING COMM REFUNDS	08.225	1651	15,000.00	146.04	---	14,853.96	
GAMING & BINGO PS	08.210	2990	11,395,792.00	9,272,505.92	---	2,123,286.08	
GAMING & BINGO E&E	08.210	2991	1,999,291.00	1,112,185.57	---	887,105.43	
GAMING COMMISSION	13.085	3198	445,849.00	406,760.76	---	39,088.24	
NCLGS DUES	08.210	7010	3,000.00	---	---	3,000.00	
Missouri Breeders Fund (0605)							
HORSE RACING BREEDERS	08.235	3295	5,000.00	---	---	5,000.00	

DEPARTMENT OF REVENUE

Hazardous Waste Fund (0676)						
FED & OTHER FUND REFUNDS	04.060	3211	6,000.00	---	---	6,000.00
Revenue Specialty Plate Fund (0775)						
FED & OTHER FUND REFUNDS	04.060	7295	4,850.00	4,850.00	---	---
Transportation Revenue Collection Fund (0776)						
REVENUE LEASING	13.015	0654	57,109.00	---	---	57,109.00

Legal and Fiscal Services

Health Initiatives Fund (0275)						
POSTAGE	04.015	1636	4,733.00	4,591.00	---	142.00
Elderly Home-Delivered Meals Trust Fund (0296)						
DIV OF ADMINISTRATION E&E	04.005	0120	10,800.00	---	---	10,800.00
Motor Vehicle Commission Fund (0588)						
DIV OF ADMINISTRATION PS	04.005	4455	298,983.00	298,958.48	---	24.52
DIV OF ADMINISTRATION E&E	04.005	4456	42,220.00	3,467.99	---	38,752.01
POSTAGE	04.015	6869	39,796.00	39,521.00	---	275.00
Conservation Commission Fund (0609)						
POSTAGE	04.015	6240	1,183.00	1,183.00	---	---
State Highways and Transportation Department Fund (0644)						
DIV OF ADMIN HWY COLL PS	04.005	0821	2,008,756.00	1,945,105.38	---	63,650.62
DIV OF ADMIN HWY COLL E&E	04.005	0822	801,288.00	538,678.40	---	262,609.60
POSTAGE HWY COLLECTIONS	04.005	0842	1,603,074.00	1,597,913.00	---	5,161.00

Division of Motor Vehicle and Drivers**Licensing**

Motor Vehicle Commission Fund (0588)						
DIV OF MV/DL PS	04.005	4458	266,609.00	223,922.41	---	42,686.59
DIV OF MV/DL E&E	04.005	4459	375,777.00	46,170.57	---	329,606.43

**STATE OF MISSOURI
SUMMARY OF APPROPRIATION ACTIVITY
SPECIAL REVENUE FUNDS
FOR THE APPROPRIATION YEAR 2006**

	H.B. No.	Appr. No.	Appropriations	Expenditures and Transfers Out	Biennial Rollovers to 2007	Lapse of Appropriations
State Highways and Transportation						
Department Fund (0644)						
DIV OF MV/DL HWY COLL PS	04.005	0834	4,333,499.00	4,217,631.07	---	115,867.93
DIV OF MV/DL HWY COLL E&E	04.005	0838	5,059,185.00	4,891,669.66	---	167,515.34
Revenue Specialty Plate Fund (0775)						
DIV OF MV/DL PS	04.005	7293	2,000.00	2,000.00	---	---
DIV OF MV/DL E&E	04.005	7294	3,000.00	2,722.73	---	277.27
<u>Division of Taxation</u>						
Health Initiatives Fund (0275)						
DIV OF TAXATION PS	04.005	1637	44,714.00	43,373.00	---	1,341.00
DIV OF TAXATION E&E	04.005	1638	4,382.00	2,453.75	---	1,928.25
CIGARETTE TAX REFUNDS	04.090	1640	35,000.00	14,331.04	---	20,668.96
Independent Living Center Fund (0284)						
FED & OTHER FUND REFUNDS	04.060	1131	1,000.00	841.50	---	158.50
Gaming Proceeds for Education Fund (0285)						
FED & OTHER FUND REFUNDS	04.060	3004	19,000.00	---	---	19,000.00
Gaming Commission Fund (0286)						
FED & OTHER FUND REFUNDS	04.060	0929	4,000.00	---	---	4,000.00
Elderly Home-Deliver Meals Trust Fund (0296)						
DIV OF TAXATION PS	04.005	1307	11,404.00	11,404.00	---	---
Solid Waste Management - Scrap Tire						
Subaccount Fund (0569)						
FED & OTHER FUND REFUNDS	04.060	1592	16,655.00	8,379.63	---	8,275.37
Motor Vehicle Commission Fund (0588)						
FED & OTHER FUND REFUNDS	04.060	7292	12,000.00	1,920.50	---	10,079.50
Conservation Commission Fund (0609)						
DIV OF TAXATION PS	04.005	4772	488,945.00	488,945.00	---	---
DIV OF TAXATION E&E	04.005	4773	49,030.00	---	---	49,030.00
State School Money Fund (0616)						
CIGARETTE TAX REFUNDS	04.090	1641	50,000.00	23,651.35	---	26,348.65
State Highways and Transportation						
Department Fund (0644)						
DIV OF TAX HWY COLL PS	04.005	0828	1,103,335.00	1,052,362.00	---	50,973.00
DIV OF TAX HWY COLL E&E	04.005	0829	245,783.00	195,354.35	---	50,428.65
HIGHWAY FUND REFUNDS	04.065	1245	2,064,204.00	1,990,948.58	---	73,255.42
REFUNDS OF MOTOR FUEL TAX	04.075	1248	10,414,000.00	9,552,428.60	---	861,571.40
Workers' Compensation Fund (0652)						
WORKERS COMP REFUNDS	04.080	8360	1,669,902.00	148,204.64	---	1,521,697.36

Workers' Compensation - Second Injury Fund (0653)							
2ND INJURY REFUNDS	04.085	9162	248,966.00	---	---	---	248,966.00
Petroleum Inspection Fund (0662)							
DIV OF TAXATION PS	04.005	8356	29,486.00	29,486.00	---	---	---
DIV OF TAXATION E&E	04.005	8357	2,966.00	2,799.30	---	---	166.70
Motor Fuel Tax Fund (0673)							
DIST TO CITIES MFT FUND	04.050	1246	188,000,000.00	186,969,872.10	---	---	1,030,127.90
Missouri Office of Prosecution Services Fund (0680)							
FED & OTHER FUND REFUNDS	04.060	2311	2,775.00	2,772.00	---	---	3.00
Fair Share Fund (0687)							
CIGARETTE TAX REFUNDS	04.090	1642	21,000.00	10,511.70	---	---	10,488.30
Domestic Relations Resolution Fund (0852)							
FED & OTHER FUND REFUNDS	04.060	2327	720.00	717.82	---	---	2.18
Aviation Trust Fund (0952)							
AVIATION TRUST REFUNDS	04.070	9815	157,927.00	25,171.82	---	---	132,755.18

DEPARTMENT OF SOCIAL SERVICES

Nursing Facility Quality of Care Fund (0271)							
SOCIAL SERVICES LEASING	13.105	0666	12,034.00	12,034.00	---	---	---
Health Initiatives Fund (0275)							
DSS IT CONSOLIDATION PS	11.010	0549	4,979.00	4,817.84	---	---	161.16
DSS IT CONSOLIDATION E&E	11.010	0550	67.00	65.00	---	---	2.00
Social Services Educational Improvement Fund (0620)							
DSS IT CONSOLIDATION PS	11.010	0559	11,610.00	11,584.13	---	---	25.87
DSS IT CONSOLIDATION E&E	11.010	0560	129,155.00	129,155.00	---	---	---
Blind Pension Fund (0621)							
DSS IT CONSOLIDATION PS	11.010	0561	7,602.00	7,596.64	---	---	5.36
DSS IT CONSOLIDATION E&E	11.010	0562	23,728.00	23,728.00	---	---	---
Youth Services Treatment Fund (0843)							
DSS IT CONSOLIDATION E&E	11.010	0564	1.00	---	---	---	1.00
FED GRANTS & DONATIONS	11.015	5966	999.00	---	---	---	999.00
Early Childhood Development, Education and Care Fund (0859)							
DSS IT CONSOLIDATION PS	11.010	0605	1,343.00	1,342.60	---	---	0.40

Division of Budget and Finance

Premium Fund (0885)							
RECPT & DISBRSMT REFUNDS	11.050	6931	670,775.00	670,110.15	---	---	664.85

Information Services and Technology Division

Social Services Educational Improvement Fund (0620)							
ISTD E&E	11.060	0149	755.00	508.00	---	---	247.00

**STATE OF MISSOURI
SUMMARY OF APPROPRIATION ACTIVITY
SPECIAL REVENUE FUNDS
FOR THE APPROPRIATION YEAR 2006**

	H.B. No.	Appr. No.	Appropriations	Expenditures and Transfers Out	Biennial Rollovers to 2007	Lapse of Appropriations
<u>Family Support Division</u>						
Utilicare Stabilization Fund (0134)						
ENERGY ASSISTANCE	15.010	2523	6,079,746.00	6,079,746.00	---	---
Health Initiatives Fund (0275)						
IM FIELD STAFF/OPS PS	11.080	6287	692,584.00	664,903.48	---	27,680.52
IM FIELD STAFF/OPS E&E	11.080	6288	28,691.00	27,830.00	---	861.00
Blind Pension Fund (0621)						
BLIND ADMIN PS	11.180	0768	833,452.00	821,894.56	---	11,557.44
BLIND ADMIN E&E	11.180	0770	186,937.00	120,626.81	---	66,310.19
BLIND PENSIONS	11.140	1407	22,901,889.00	21,772,650.00	---	1,129,239.00
SVS FOR VISUALLY IMPAIRED	11.185	5699	1,549,919.00	1,549,796.73	---	122.27
FAMILY SUPPORT ADMIN E&E	11.075	6278	62,405.00	---	---	62,405.00
<u>Children's Division</u>						
Health Initiatives Fund (0275)						
CHILD FIELD STAFF/OPS PS	11.220	6305	61,733.00	59,624.67	---	2,108.33
CHILD FIELD STAFF/OPS E&E	11.220	6306	28,749.00	23,118.40	---	5,630.60
Early Childhood Development, Education and Care Fund (0859)						
EARLY CHILDHOOD STARTUP	11.285	0730	3,689,400.00	3,578,248.59	---	111,151.41
CHILDHOOD DEVELOPMENT	11.285	0731	3,074,500.00	2,969,157.00	---	105,343.00
CHILDHOOD DEV CERTIF	11.285	0739	3,074,500.00	2,737,448.38	---	337,051.62
PURCHASE OF CHILD CARE	11.285	2273	1,548,152.00	1,548,152.00	---	---
ACCREDITED PROVIDERS	11.285	4628	3,074,500.00	2,896,370.72	---	178,129.28
CHILDREN'S ADMIN PS	11.215	6298	40,137.00	40,136.80	---	0.20
CHILDREN'S ADMIN E&E	11.215	6299	11,856.00	11,856.00	---	---
<u>Division of Youth Services</u>						
Health Initiatives Fund (0275)						
YOUTH TREATMENT PRGM PS	11.295	3608	114,371.00	110,185.75	---	4,185.25
YOUTH TREATMENT PRGM E&E	11.295	3609	10,126.00	9,822.00	---	304.00
Gaming Commission Fund (0286)						
JUVENILE COURT DIVERSION	11.300	0186	500,000.00	429,110.74	---	70,889.26
Social Services Educational Improvement Fund (0620)						
YOUTH TREATMENT PRGM PS	11.295	1748	2,471,251.00	2,469,155.28	---	2,095.72
YOUTH TREATMENT PRGM E&E	11.295	1749	2,979,805.00	2,979,118.98	---	686.02
Youth Services Products Fund (0764)						
YOUTH TREATMENT PRGM E&E	11.295	6870	25,000.00	---	---	25,000.00

Division of Medical Services

Nursing Facility Quality of Care Fund (0271)						
MEDICAL SVS ADMIN PS	11.400	1753	72,973.00	72,921.94	---	51.06
MEDICAL SVS ADMIN E&E	11.400	1754	10,281.00	10,281.00	---	---
Health Initiatives Fund (0275)						
MEDICAL SVS ADMIN E&E	11.400	0216	31,385.00	30,443.00	---	942.00
MEDICAL SVS ADMIN PS	11.400	1670	272,863.00	264,630.70	---	8,232.30
MANAGED CARE	11.480	1785	8,775,354.00	8,677,113.00	---	98,241.00
CHILDREN'S HLTH INS PRGM	11.510	2869	5,203,765.00	1,475,426.00	---	3,728,339.00
PHARMACY	11.435	3066	969,293.00	940,214.00	---	29,079.00
PHYSICIANS	11.455	3067	1,247,544.00	1,210,118.00	---	37,426.00
DENTAL	11.460	3070	71,162.00	69,027.00	---	2,135.00
REHAB & SPECIALITY SVS	11.475	3072	194,881.00	189,035.00	---	5,846.00
HOSPITAL CARE	11.485	3073	2,797,179.00	2,713,264.00	---	83,915.00
STATE MEDICAL	11.555	3074	353,437.00	342,834.00	---	10,603.00
Healthy Families Trust Fund - Health Care						
Treatment and Access Account Fund (0640)						
DSS SAFETY NET	11.485	4079	30,365,444.00	30,365,444.00	---	---
PHARMACY	11.435	5506	1,041,034.00	864,322.00	---	176,712.00
PHYSICIANS	11.455	5507	1,041,034.00	1,041,034.00	---	---
DENTAL	11.460	5510	848,773.00	848,773.00	---	---
NURSING FACILITIES	11.470	5511	17,973.00	17,973.00	---	---
REHAB & SPECIALTY SVS	11.475	5512	831,745.00	831,745.00	---	---
MANAGED CARE	11.480	5513	4,447,110.00	4,282,090.00	---	165,020.00
HOSPITAL CARE	11.485	5515	2,365,987.00	2,365,987.00	---	---
HOSPITAL GME	11.485	5517	10,000,000.00	9,999,998.81	---	1.19
Missouri Rx Plan Fund (0779)						
MISSOURI RX PLAN	11.435	1024	2,405,660.00	2,405,653.94	---	6.06
PHARMACY-MED D-CLAWBACK	11.435	1055	30,000,000.00	---	---	30,000,000.00
Premium Fund (0885)						
CHILDREN'S HLTH INS PRGM	11.510	2872	6,000,000.00	1,828,215.12	---	4,171,784.88
MEDICAID SUPP POOL	11.560	6133	7,637,940.00	7,637,940.00	---	---

DEPARTMENT OF CORRECTIONS

Correctional Substance Abuse Earnings Fund (0853)						
REACT	09.230	7263	264,600.00	49,159.18	---	215,440.82
Subtotals			5,587,964,664.00	5,137,371,218.45	54,155,139.09	396,438,306.46

Appropriated Transfers Out To:

State School Moneys Fund (0616)	02.310	T006	301,214,074.00	286,293,783.17	---	14,920,290.83
School District Bond Fund (0248)	02.320	T009	495,926.00	495,926.00	---	---
Student Grant (0839)	03.050	T013	50,000.00	---	---	50,000.00
Natural Resources Cost Allocation Fund (0500)	06.410	T014	361.00	339.00	---	22.00

**STATE OF MISSOURI
SUMMARY OF APPROPRIATION ACTIVITY
SPECIAL REVENUE FUNDS
FOR THE APPROPRIATION YEAR 2006**

	H.B. No.	Appr. No.	Appropriations	Expenditures and Transfers Out	Biennial Rollovers to 2007	Lapse of Appropriations
General Revenue Fund (0101)	05.360	T024	125.00	118.00	---	7.00
General Revenue Fund (0101)	05.360	T028	50.00	48.00	---	2.00
General Revenue Fund (0101)	05.360	T029	871.00	820.00	---	51.00
General Revenue Fund (0101)	05.360	T032	140.00	132.00	---	8.00
Treasurer's Information Fund (0255)	05.365	T050	148,067.00	80,028.00	---	68,039.00
Missouri Qualified Fuel Ethanol Producer Incentive (0571)	06.020	T055	1.00	---	---	1.00
Missouri Senior Rx Fund (0734)	05.355	T056	1,750,000.00	1,750,000.00	---	---
Missouri Rx Plan Fund (0779)	05.355	T056	12,070,394.00	12,070,394.00	---	---
General Revenue Fund (0101)	05.360	T057	63.00	60.00	---	3.00
General Revenue Fund (0101)	05.360	T074	27,593.00	26,868.00	---	725.00
General Revenue Fund (0101)	05.360	T079	1,829.00	1,722.00	---	107.00
General Revenue Fund (0101)	05.360	T085	6.00	6.00	---	---
Missouri Rx Plan (0779)	11.440	T176	1.00	---	---	1.00
General Revenue Fund (0101)	04.115	T271	2,500,000.00	2,500,000.00	---	---
General Revenue Fund (0101)	04.120	T272	254,820.00	254,818.90	---	1.10
General Revenue Fund (0101)	04.125	T273	254,820.00	254,818.92	---	1.08
General Revenue Fund (0101)	05.150	T283	1,644,566.00	1,602,110.00	---	42,456.00
General Revenue Fund (0101)	05.560	T285	1,790,675.00	885,554.97	---	905,120.03
State Legal Expense Fund (0692)	05.570	T288	130,000.00	55,964.99	---	74,035.01
State Legal Expense Fund (0692)	05.570	T289	600,000.00	285,157.50	---	314,842.50
State Legal Expense Fund (0692)	05.570	T290	24,004.00	23,809.03	---	194.97
Social Security Contributions Fund (0702)	05.450	T293	17,317,151.00	13,542,839.63	---	3,774,311.37
State Retirement Contributions Fund (0701)	05.470	T297	27,748,059.00	22,297,678.53	---	5,450,380.47
Missouri State Employees' Deferred Compensation Incentive Plan Administration Fund (0706)	05.490	T300	1,357,684.00	1,066,214.81	---	291,469.19
Missouri Consolidated Health Care Plan Benefit Fund (0765)	05.520	T304	25,844,937.00	20,463,860.12	---	5,381,076.88
Natural Resources Cost Allocation Fund (0500)	06.410	T316	596,160.00	529,114.00	---	67,046.00
Natural Resources Cost Allocation Fund (0500)	06.410	T317	21,103.00	18,925.00	---	2,178.00
Natural Resources Cost Allocation Fund (0500)	06.410	T319	300,302.00	300,302.00	---	---
Natural Resources Cost Allocation Fund (0500)	06.410	T323	11,970.00	10,374.00	---	1,596.00
Natural Resources Cost Allocation Fund (0500)	06.410	T324	1,077,231.00	856,348.00	---	220,883.00

Natural Resources Cost Allocation Fund (0500)	06.410	T326	63,383.00	55,780.00	---	7,603.00
Natural Resources Cost Allocation Fund (0500)	06.410	T328	40,325.00	36,162.00	---	4,163.00
Natural Resources Cost Allocation Fund (0500)	06.410	T329	1,431,589.00	1,266,547.00	---	165,042.00
Natural Resources Cost Allocation Fund (0500)	06.410	T330	5,038,660.00	4,544,060.00	---	494,600.00
Natural Resources Cost Allocation Fund (0500)	06.410	T331	609,631.00	482,300.00	---	127,331.00
Natural Resources Cost Allocation Fund (0500)	06.410	T332	53,620.00	45,238.00	---	8,382.00
Natural Resources Cost Allocation Fund (0500)	06.410	T333	136,608.00	128,263.00	---	8,345.00
Natural Resources Cost Allocation Fund (0500)	06.410	T334	408,565.00	331,777.00	---	76,788.00
Natural Resources Cost Allocation Fund (0500)	06.410	T336	526,787.00	198,917.00	---	327,870.00
Natural Resources Cost Allocation Fund (0500)	06.410	T337	497,217.00	418,353.00	---	78,864.00
Natural Resources Cost Allocation Fund (0500)	06.410	T338	7,628.00	6,840.00	---	788.00
Economic Development Administrative Fund (0547)	07.015	T346	159,347.00	117,586.99	---	41,760.01
Economic Development Administrative Fund (0547)	07.015	T349	171,328.00	171,327.24	---	0.76
Economic Development Administrative Fund (0547)	07.015	T350	32,588.00	32,043.00	---	545.00
Economic Development Administrative Fund (0547)	07.015	T351	375,545.00	375,541.08	---	3.92
Division of Finance Fund (0550)	07.155	T360	39,400.00	27,364.02	---	12,035.98
Division of Finance Fund (0550)	07.170	T361	150,000.00	115,064.61	---	34,935.39
Kids' Chance Scholarship Fund (0878)	07.840	T365	50,000.00	50,000.00	---	---
Workers' Compensation (0652)	07.870	T368	190.00	---	---	190.00
Professional Registration Fees Fund (0689)	07.310	T369	133,938.00	87,863.50	---	46,074.50
Professional Registration Fees Fund (0689)	07.310	T370	278,472.00	175,229.18	---	103,242.82
Professional Registration Fees Fund (0689)	07.310	T371	189,295.00	152,369.05	---	36,925.95
Professional Registration Fees Fund (0689)	07.310	T372	165,059.00	141,611.37	---	23,447.63
Professional Registration Fees Fund (0689)	07.310	T373	133,850.00	116,422.92	---	17,427.08
Professional Registration Fees Fund (0689)	07.310	T374	214,657.00	166,133.98	---	48,523.02
Professional Registration Fees Fund (0689)	07.310	T375	1,457,468.00	1,243,556.83	---	213,911.17
Professional Registration Fees Fund (0689)	07.310	T376	283,797.00	229,603.17	---	54,193.83
Professional Registration Fees Fund (0689)	07.310	T377	69,800.00	27,935.91	---	41,864.09
Professional Registration Fees Fund (0689)	07.310	T378	56,348.00	50,523.23	---	5,824.77
Professional Registration Fees Fund (0689)	07.310	T379	363,579.00	335,116.06	---	28,462.94
Professional Registration Fees Fund (0689)	07.310	T380	122,879.00	114,886.96	---	7,992.04

**STATE OF MISSOURI
SUMMARY OF APPROPRIATION ACTIVITY
SPECIAL REVENUE FUNDS
FOR THE APPROPRIATION YEAR 2006**

	H.B. No.	Appr. No.	Appropriations	Expenditures and Transfers Out	Biennial Rollovers to 2007	Lapse of Appropriations
Professional Registration Fees Fund (0689)	07.310	T381	71,215.00	63,268.17	---	7,946.83
Professional Registration Fees Fund (0689)	07.310	T382	430,439.00	281,714.93	---	148,724.07
Professional Registration Fees Fund (0689)	07.310	T383	88,470.00	66,374.73	---	22,095.27
Professional Registration Fees Fund (0689)	07.310	T384	42,037.00	6,301.95	---	35,735.05
Professional Registration Fees Fund (0689)	07.310	T387	17,211.00	16,475.55	---	735.45
Professional Registration Fees Fund (0689)	07.310	T388	1,105,148.00	626,991.12	---	478,156.88
Professional Registration Fees Fund (0689)	07.310	T389	138,152.00	99,976.37	---	38,175.63
Professional Registration Fees Fund (0689)	07.310	T390	81,961.00	81,624.16	---	336.84
Professional Registration Fees Fund (0689)	07.310	T391	274,379.00	218,095.56	---	56,283.44
Professional Registration Fees Fund (0689)	07.310	T392	27,269.00	23,615.10	---	3,653.90
Professional Registration Fees Fund (0689)	07.310	T393	348,058.00	271,871.79	---	76,186.21
Professional Registration Fees Fund (0689)	07.310	T394	419,574.00	197,862.13	---	221,711.87
Professional Registration Fees Fund (0689)	07.310	T395	137,692.00	111,214.40	---	26,477.60
Professional Registration Fees Fund (0689)	07.310	T396	48,475.00	39,323.15	---	9,151.85
Professional Registration Fees Fund (0689)	07.310	T397	540,206.00	330,583.16	---	209,622.84
Professional Registration Fees Fund (0689)	07.310	T398	171,129.00	148,153.70	---	22,975.30
Veterans' Commission Capital Improvement Trust Fund (0304)	08.315	T406	6,000,000.00	6,000,000.00	---	---
National Guard Trust Fund (0900)	08.320	T407	4,000,000.00	4,000,000.00	---	---
Missouri College Guarantee Fund (0858)	08.325	T408	5,000,000.00	5,000,000.00	---	---
Early Childhood Development, Education and Care Fund (0859)	08.330	T409	30,357,642.00	30,357,641.38	---	0.62
Health Access Incentive Fund (0276)	10.620	T411	3,241,003.00	3,143,772.00	---	97,231.00
Missouri Investment Trust Fund (9998)	12.190	T420	2,000,000.00	---	---	2,000,000.00
Missouri Investment Trust Fund (9998)	12.190	T421	375,000.00	---	---	375,000.00
Federal Student Loan Reserve Fund (0881)	03.135	T463	2,500,000.00	1,922,471.34	---	577,528.66
General Revenue Fund (0101)	05.115	T468	117,947.00	117,015.00	---	932.00
Labor and Industrial Relations Administrative Fund (0122)	07.810	T472	2,076,021.00	1,841,686.62	---	234,334.38
Labor and Industrial Relations Administrative Fund (0122)	07.810	T473	88,419.00	64,172.41	---	24,246.59
Professional Registration Fees Fund (0689)	07.310	T474	58,960.00	52,792.93	---	6,167.07
State Highways and Transportation Department Fund (0644)	14.040	T476	8,000.00	8,000.00	---	---
Natural Resources Cost Allocation Fund (0500)	06.410	T481	341,420.00	305,740.00	---	35,680.00
Economic Development Administrative Fund (0547)	07.015	T503	11,065.00	7,664.16	---	3,400.84

Labor and Industrial Relations Administrative Fund (0122)	07.810	T522	390,061.00	390,061.00	---	---
Guaranty Agency Operating (0880)	03.120	T525	8,000,000.00	---	---	8,000,000.00
State Road Fund (0320)	04.155	T535	601,611,975.00	570,616,438.18	---	30,995,536.82
General Revenue Fund (0101)	05.330	T541	398.00	398.00	---	---
Labor and Industrial Relations Administrative Fund (0122)	05.330	T541	1,727.57	1,727.55	---	0.02
Health Fund (0143)	05.330	T541	384,664.36	384,660.79	---	3.57
Elevator Safety Fund (0257)	05.330	T541	80.00	80.00	---	---
Natural Resources Protection - Water Pollution Permit Fee Subaccount Fund (0568)	05.330	T541	519.05	519.05	---	---
Health Spa Regulatory Fund (0589)	05.330	T541	900.01	900.00	---	0.01
Services to Victims Fund (0592)	05.330	T541	728.04	728.03	---	0.01
Crime Victims' Compensation Fund (0681)	05.330	T541	728.04	728.03	---	0.01
Advantage Missouri Trust Fund (0856)	05.330	T541	50.00	50.00	---	---
Federal Student Loan Reserve Fund (0881)	05.330	T541	59,010.93	59,010.38	---	0.55
Hazardous Waste Fund (0676)	05.335	T542	2,308,835.41	2,308,833.82	---	1.59
Hazardous Waste Remedial Fund (0690)	05.335	T542	555,883.66	555,883.28	---	0.38
Legal Services For Low-Income People Fund (0735)	05.335	T542	48,452.43	48,452.40	---	0.03
Abandoned Fund Account Fund (0863)	05.335	T542	2,405.50	2,405.49	---	0.01
General Revenue Fund (0101)	07.160	T543	500,000.00	495,609.58	---	4,390.42
General Revenue Fund (0101)	07.165	T544	6,909.00	---	---	6,909.00
General Revenue Fund (0101)	12.200	T548	2,982,196.00	2,981,219.21	---	976.79
State Road Fund (0320)	08.340	T549	2,817,594.00	2,817,593.32	---	0.68
Compulsive Gambler Fund (0249)	08.335	T553	489,850.00	160,814.48	---	329,035.52
General Revenue Fund (0101)	05.340	T555	84,089,532.00	63,695,184.15	---	20,394,347.85
Healthy Families Trust Fund - Health Care Treatment and Access Account Fund (0640)	05.345	T556	53,462,087.00	53,462,087.00	---	---
Healthy Families Trust Fund - Tobacco Prevention, Education and Cessation Account Fund (0643)	05.350	T559	482,414.00	482,414.00	---	---
Budget Reserve Fund (0100)	05.315	T567	109,621,000.00	29,621,000.00	---	80,000,000.00
Budget Reserve Fund (0100)	05.320	T568	176,713.00	176,711.28	---	1.72
Missouri Qualified Fuel Ethanol Producer Incentive Fund (0571)	06.020	T570	1,100,000.00	165,409.20	---	934,590.80
General Revenue Fund (0101)	07.305	T580	28,000.00	25,431.27	---	2,568.73
General Revenue Fund (0101)	07.305	T581	122,100.00	51,182.55	---	70,917.45
General Revenue Fund (0101)	07.305	T582	14,400.00	8,015.69	---	6,384.31
General Revenue Fund (0101)	07.305	T583	14,050.00	5,969.24	---	8,080.76
General Revenue Fund (0101)	07.305	T584	8,000.00	972.00	---	7,028.00
General Revenue Fund (0101)	07.305	T585	9,064.00	3,839.14	---	5,224.86

**STATE OF MISSOURI
SUMMARY OF APPROPRIATION ACTIVITY
SPECIAL REVENUE FUNDS
FOR THE APPROPRIATION YEAR 2006**

	H.B. No.	Appr. No.	Appropriations	Expenditures and Transfers Out	Biennial Rollovers to 2007	Lapse of Appropriations
General Revenue Fund (0101)	07.305	T586	77,200.00	24,031.10	---	53,168.90
General Revenue Fund (0101)	07.305	T587	15,000.00	5,794.59	---	9,205.41
General Revenue Fund (0101)	07.305	T588	31,200.00	15,112.49	---	16,087.51
General Revenue Fund (0101)	07.305	T589	1,200.00	97.30	---	1,102.70
General Revenue Fund (0101)	07.305	T590	85,000.00	32,383.92	---	52,616.08
General Revenue Fund (0101)	07.305	T591	9,100.00	1,469.42	---	7,630.58
General Revenue Fund (0101)	07.305	T592	7,200.00	511.27	---	6,688.73
General Revenue Fund (0101)	07.305	T593	190,000.00	71,133.39	---	118,866.61
General Revenue Fund (0101)	07.305	T594	7,700.00	5,136.58	---	2,563.42
General Revenue Fund (0101)	07.305	T595	1,200.00	12.14	---	1,187.86
General Revenue Fund (0101)	07.305	T597	2,200.00	578.27	---	1,621.73
General Revenue Fund (0101)	07.305	T598	135,000.00	125,884.83	---	9,115.17
General Revenue Fund (0101)	07.305	T599	8,961.00	1,650.13	---	7,310.87
General Revenue Fund (0101)	07.305	T600	13,408.00	1,156.48	---	12,251.52
General Revenue Fund (0101)	07.305	T601	119,000.00	46,607.13	---	72,392.87
General Revenue Fund (0101)	07.305	T602	7,700.00	431.71	---	7,268.29
General Revenue Fund (0101)	07.305	T603	32,000.00	30,682.84	---	1,317.16
General Revenue Fund (0101)	07.305	T604	76,000.00	65,853.38	---	10,146.62
General Revenue Fund (0101)	07.305	T605	7,750.00	7,477.64	---	272.36
General Revenue Fund (0101)	07.305	T606	7,800.00	1,155.50	---	6,644.50
General Revenue Fund (0101)	07.305	T607	150,000.00	72,641.76	---	77,358.24
General Revenue Fund (0101)	07.305	T608	22,200.00	11,729.43	---	10,470.57
General Revenue Fund (0101)	07.305	T609	5,047.00	3,479.67	---	1,567.33
General Revenue Fund (0101)	07.305	T612	3,000.00	---	---	3,000.00
General Revenue Fund (0101)	07.305	T613	5,200.00	3,586.15	---	1,613.85
Professional Registration Fees Fund (0689)	07.310	T614	9,798.00	9,270.78	---	527.22
Professional Registration Fees Fund (0689)	07.310	T615	226,278.00	198,929.28	---	27,348.72
State Highways and Transportation Department Fund (0644)	04.160	T632	568,533,075.00	561,271,155.83	---	7,261,919.17
Missouri College Guarantee Fund (0858)	03.060	T641	2,750,000.00	2,750,000.00	---	---
General Revenue Fund (0101)	05.360	T654	4,487.00	4,479.00	---	8.00
General Revenue Fund (0101)	05.360	T664	4,899.00	4,783.00	---	116.00
General Revenue Fund (0101)	05.360	T665	803.00	779.00	---	24.00
General Revenue Fund (0101)	05.360	T666	2,782.00	2,782.00	---	---
General Revenue Fund (0101)	05.360	T668	7.00	7.00	---	---
General Revenue Fund (0101)	05.360	T669	88,384.00	88,384.00	---	---
General Revenue Fund (0101)	05.360	T670	31.00	30.00	---	1.00

General Revenue Fund (0101)	05.360	T671	622.00	605.00	---	17.00
General Revenue Fund (0101)	05.360	T672	6,520.00	6,398.00	---	122.00
General Revenue Fund (0101)	05.360	T673	3,223.00	3,138.00	---	85.00
General Revenue Fund (0101)	05.360	T674	28,158.00	28,101.00	---	57.00
General Revenue Fund (0101)	05.360	T675	1,018.00	985.00	---	33.00
General Revenue Fund (0101)	05.360	T676	1,219.00	1,190.00	---	29.00
General Revenue Fund (0101)	05.360	T678	33,659.00	32,803.00	---	856.00
General Revenue Fund (0101)	05.360	T679	22,793.00	22,169.00	---	624.00
General Revenue Fund (0101)	05.360	T680	3,953.00	3,846.00	---	107.00
General Revenue Fund (0101)	05.360	T681	68,221.00	66,635.00	---	1,586.00
General Revenue Fund (0101)	05.360	T682	30,781.00	30,449.00	---	332.00
General Revenue Fund (0101)	05.360	T684	124,443.00	124,442.00	---	1.00
General Revenue Fund (0101)	05.360	T685	289,093.00	289,093.00	---	---
General Revenue Fund (0101)	05.360	T686	27,853.00	27,803.00	---	50.00
General Revenue Fund (0101)	05.360	T687	3.00	2.00	---	1.00
General Revenue Fund (0101)	05.360	T688	618.00	604.00	---	14.00
General Revenue Fund (0101)	05.360	T689	2,227.00	2,227.00	---	---
General Revenue Fund (0101)	05.360	T690	19,250.00	18,771.00	---	479.00
General Revenue Fund (0101)	05.360	T691	7,324.00	7,190.00	---	134.00
General Revenue Fund (0101)	05.360	T692	740,975.00	719,126.00	---	21,849.00
General Revenue Fund (0101)	05.360	T693	54,102.00	52,791.00	---	1,311.00
General Revenue Fund (0101)	05.360	T694	17,502.00	17,070.00	---	432.00
General Revenue Fund (0101)	05.360	T695	4,712.00	4,600.00	---	112.00
General Revenue Fund (0101)	05.360	T696	1,061.00	1,026.00	---	35.00
General Revenue Fund (0101)	05.360	T697	5,825.00	5,681.00	---	144.00
General Revenue Fund (0101)	05.360	T698	1,109.00	1,109.00	---	---
General Revenue Fund (0101)	05.360	T699	33,185.00	32,664.00	---	521.00
General Revenue Fund (0101)	05.360	T700	41,932.00	40,787.00	---	1,145.00
General Revenue Fund (0101)	05.360	T701	494.00	486.00	---	8.00
General Revenue Fund (0101)	05.360	T703	1,030.00	1,003.00	---	27.00
General Revenue Fund (0101)	05.360	T723	2,707.00	2,673.00	---	34.00
General Revenue Fund (0101)	05.360	T725	16,163.00	15,780.00	---	383.00
General Revenue Fund (0101)	05.360	T726	478.00	467.00	---	11.00
General Revenue Fund (0101)	05.360	T727	98,960.00	96,506.00	---	2,454.00
General Revenue Fund (0101)	05.360	T728	112,396.00	109,639.00	---	2,757.00
General Revenue Fund (0101)	05.360	T729	7,708.00	7,324.00	---	384.00
General Revenue Fund (0101)	05.360	T730	70,176.00	68,682.00	---	1,494.00
General Revenue Fund (0101)	05.360	T731	6,763.00	6,481.00	---	282.00
General Revenue Fund (0101)	05.360	T732	1,521.00	1,470.00	---	51.00
General Revenue Fund (0101)	05.360	T733	5,233.00	5,186.00	---	47.00
General Revenue Fund (0101)	05.360	T734	188,066.00	184,723.00	---	3,343.00
General Revenue Fund (0101)	05.360	T735	504.00	494.00	---	10.00
General Revenue Fund (0101)	05.360	T736	26,080.00	26,080.00	---	---
General Revenue Fund (0101)	05.360	T737	87,494.00	87,494.00	---	---
General Revenue Fund (0101)	05.360	T738	30,816.00	30,816.00	---	---
General Revenue Fund (0101)	05.360	T739	276.00	269.00	---	7.00
General Revenue Fund (0101)	05.360	T740	3,184.00	3,077.00	---	107.00

STATE OF MISSOURI
SUMMARY OF APPROPRIATION ACTIVITY
SPECIAL REVENUE FUNDS
FOR THE APPROPRIATION YEAR 2006

	H.B. No.	Appr. No.	Appropriations	Expenditures and Transfers Out	Biennial Rollovers to 2007	Lapse of Appropriations
General Revenue Fund (0101)	05.360	T741	1,536.00	1,504.00	---	32.00
General Revenue Fund (0101)	05.360	T743	25,462.00	24,729.00	---	733.00
General Revenue Fund (0101)	05.360	T744	942.00	938.00	---	4.00
General Revenue Fund (0101)	05.360	T745	5,763.00	5,548.00	---	215.00
General Revenue Fund (0101)	05.360	T746	144.00	141.00	---	3.00
General Revenue Fund (0101)	05.360	T747	7,117.00	6,886.00	---	231.00
General Revenue Fund (0101)	05.360	T748	5,232.00	5,144.00	---	88.00
General Revenue Fund (0101)	05.360	T750	2,888.00	2,811.00	---	77.00
General Revenue Fund (0101)	05.360	T751	11,192.00	10,909.00	---	283.00
General Revenue Fund (0101)	05.360	T752	7,738.00	7,738.00	---	---
General Revenue Fund (0101)	05.360	T753	79.00	76.00	---	3.00
General Revenue Fund (0101)	05.360	T754	3,575.00	3,480.00	---	95.00
General Revenue Fund (0101)	05.360	T755	39,553.00	38,418.00	---	1,135.00
General Revenue Fund (0101)	05.360	T756	129,935.00	126,528.00	---	3,407.00
General Revenue Fund (0101)	05.360	T757	6.00	6.00	---	---
General Revenue Fund (0101)	05.360	T758	478.00	35.00	---	443.00
General Revenue Fund (0101)	05.360	T759	61,725.00	61,721.00	---	4.00
General Revenue Fund (0101)	05.360	T760	128.00	128.00	---	---
General Revenue Fund (0101)	05.360	T762	9.00	8.00	---	1.00
General Revenue Fund (0101)	05.360	T763	227,053.00	221,313.00	---	5,740.00
General Revenue Fund (0101)	05.360	T764	61.00	60.00	---	1.00
General Revenue Fund (0101)	05.360	T766	80,606.00	79,491.00	---	1,115.00
General Revenue Fund (0101)	05.360	T767	52,441.00	51,982.00	---	459.00
General Revenue Fund (0101)	05.360	T769	2,104,131.00	2,053,496.00	---	50,635.00
General Revenue Fund (0101)	05.360	T770	7,670.00	7,441.00	---	229.00
General Revenue Fund (0101)	05.360	T771	3,926.00	3,762.00	---	164.00
General Revenue Fund (0101)	05.360	T772	905.00	868.00	---	37.00
General Revenue Fund (0101)	05.360	T773	1,663.00	1,640.00	---	23.00
General Revenue Fund (0101)	05.360	T774	23,053.00	22,515.00	---	538.00
General Revenue Fund (0101)	05.360	T775	34,349.00	32,962.00	---	1,387.00
General Revenue Fund (0101)	05.360	T776	9,660.00	9,287.00	---	373.00
General Revenue Fund (0101)	05.360	T777	50,067.00	48,319.00	---	1,748.00
General Revenue Fund (0101)	05.360	T778	29,147.00	28,368.00	---	779.00
General Revenue Fund (0101)	05.360	T779	844.00	836.00	---	8.00
General Revenue Fund (0101)	05.360	T780	18,664.00	18,116.00	---	548.00
General Revenue Fund (0101)	05.360	T781	22,858.00	22,171.00	---	687.00
General Revenue Fund (0101)	05.360	T782	3,024.00	2,922.00	---	102.00
General Revenue Fund (0101)	05.360	T783	18,213.00	17,723.00	---	490.00

General Revenue Fund (0101)	05.360	T784	9,812.00	9,520.00	---	292.00
General Revenue Fund (0101)	05.360	T785	23,197.00	22,636.00	---	561.00
General Revenue Fund (0101)	05.360	T786	2,780.00	2,698.00	---	82.00
General Revenue Fund (0101)	05.360	T787	41.00	39.00	---	2.00
General Revenue Fund (0101)	05.360	T788	392,259.00	375,973.00	---	16,286.00
General Revenue Fund (0101)	05.360	T789	875,819.00	849,934.00	---	25,885.00
General Revenue Fund (0101)	05.360	T790	20,128.00	19,670.00	---	458.00
General Revenue Fund (0101)	05.360	T791	10,279.00	10,047.00	---	232.00
General Revenue Fund (0101)	05.360	T792	8,282.00	8,068.00	---	214.00
General Revenue Fund (0101)	05.360	T793	21,719.00	21,719.00	---	---
General Revenue Fund (0101)	05.360	T796	125,545.00	123,545.00	---	2,000.00
General Revenue Fund (0101)	05.360	T797	26,869.00	26,147.00	---	722.00
General Revenue Fund (0101)	05.360	T798	6,190.00	6,188.00	---	2.00
General Revenue Fund (0101)	05.360	T799	18,590.00	18,081.00	---	509.00
General Revenue Fund (0101)	05.360	T800	64,912.00	63,664.00	---	1,248.00
General Revenue Fund (0101)	05.360	T801	3,899.00	3,756.00	---	143.00
General Revenue Fund (0101)	05.360	T802	4,820.00	4,738.00	---	82.00
General Revenue Fund (0101)	05.360	T803	63,555.00	63,555.00	---	---
General Revenue Fund (0101)	05.360	T804	4,715.00	4,681.00	---	34.00
General Revenue Fund (0101)	05.360	T805	16,116.00	15,550.00	---	566.00
General Revenue Fund (0101)	05.360	T806	40,720.00	39,640.00	---	1,080.00
General Revenue Fund (0101)	05.360	T807	4,457.00	4,325.00	---	132.00
General Revenue Fund (0101)	05.360	T808	112,613.00	109,885.00	---	2,728.00
General Revenue Fund (0101)	05.360	T809	16,152.00	15,692.00	---	460.00
General Revenue Fund (0101)	05.360	T810	1,860.00	1,827.00	---	33.00
General Revenue Fund (0101)	05.360	T813	30,780.00	4,305.00	---	26,475.00
General Revenue Fund (0101)	05.360	T814	537.00	526.00	---	11.00
General Revenue Fund (0101)	05.360	T816	1,846.00	1,792.00	---	54.00
General Revenue Fund (0101)	05.360	T817	37,072.00	36,209.00	---	863.00
General Revenue Fund (0101)	05.360	T818	62,788.00	61,001.00	---	1,787.00
General Revenue Fund (0101)	05.360	T819	270.00	264.00	---	6.00
General Revenue Fund (0101)	05.360	T823	286.00	275.00	---	11.00
General Revenue Fund (0101)	05.360	T824	792.00	791.00	---	1.00
General Revenue Fund (0101)	05.360	T825	3,233.00	3,185.00	---	48.00
General Revenue Fund (0101)	05.360	T826	440.00	430.00	---	10.00
General Revenue Fund (0101)	05.360	T827	1,346.00	1,286.00	---	60.00
General Revenue Fund (0101)	05.360	T828	43,317.00	43,317.00	---	---
General Revenue Fund (0101)	05.360	T829	4,968.00	4,960.00	---	8.00
General Revenue Fund (0101)	05.360	T830	1,337.00	1,307.00	---	30.00
General Revenue Fund (0101)	05.360	T831	1,836.00	1,773.00	---	63.00
General Revenue Fund (0101)	05.360	T832	386.00	364.00	---	22.00
General Revenue Fund (0101)	05.360	T833	308.00	308.00	---	---
General Revenue Fund (0101)	05.360	T835	148,242.00	147,852.00	---	390.00
General Revenue Fund (0101)	05.360	T836	138,025.00	53,486.00	---	84,539.00
General Revenue Fund (0101)	05.360	T837	5,713.00	5,575.00	---	138.00
General Revenue Fund (0101)	05.360	T838	18,481.00	18,247.00	---	234.00
General Revenue Fund (0101)	05.360	T839	1,485.00	1,453.00	---	32.00

**STATE OF MISSOURI
SUMMARY OF APPROPRIATION ACTIVITY
SPECIAL REVENUE FUNDS
FOR THE APPROPRIATION YEAR 2006**

	H.B. No.	Appr. No.	Appropriations	Expenditures and Transfers Out	Biennial Rollovers to 2007	Lapse of Appropriations
General Revenue Fund (0101)	05.360	T840	1,089.00	1,071.00	---	18.00
General Revenue Fund (0101)	05.360	T841	11,945.00	11,945.00	---	---
General Revenue Fund (0101)	05.360	T842	15,192.00	15,192.00	---	---
General Revenue Fund (0101)	05.360	T844	5,640.00	5,558.00	---	82.00
General Revenue Fund (0101)	05.360	T845	771.00	734.00	---	37.00
General Revenue Fund (0101)	05.360	T846	370.00	361.00	---	9.00
General Revenue Fund (0101)	05.360	T847	2,772.00	2,707.00	---	65.00
General Revenue Fund (0101)	05.360	T848	1,161.00	1,109.00	---	52.00
General Revenue Fund (0101)	05.360	T849	71,006.00	70,874.00	---	132.00
General Revenue Fund (0101)	05.360	T850	278,533.00	278,389.00	---	144.00
General Revenue Fund (0101)	05.360	T854	5.00	4.00	---	1.00
General Revenue Fund (0101)	05.360	T855	25.00	23.00	---	2.00
General Revenue Fund (0101)	05.360	T856	2,569.00	2,504.00	---	65.00
General Revenue Fund (0101)	05.360	T857	62,036.00	60,472.00	---	1,564.00
General Revenue Fund (0101)	05.360	T862	90.00	85.00	---	5.00
General Revenue Fund (0101)	05.360	T863	759.00	727.00	---	32.00
General Revenue Fund (0101)	05.360	T864	6,148.00	5,874.00	---	274.00
General Revenue Fund (0101)	05.360	T865	28,611.00	28,553.00	---	58.00
General Revenue Fund (0101)	05.360	T866	3,111.00	3,040.00	---	71.00
General Revenue Fund (0101)	05.360	T868	9,206.00	9,079.00	---	127.00
General Revenue Fund (0101)	05.360	T870	2,172.00	2,122.00	---	50.00
General Revenue Fund (0101)	05.360	T872	133,238.00	130,199.00	---	3,039.00
General Revenue Fund (0101)	05.360	T873	381.00	378.00	---	3.00
General Revenue Fund (0101)	05.360	T875	40,525.00	39,636.00	---	889.00
General Revenue Fund (0101)	05.360	T876	804.00	800.00	---	4.00
General Revenue Fund (0101)	05.360	T877	44.00	43.00	---	1.00
General Revenue Fund (0101)	05.360	T878	41,306.00	40,410.00	---	896.00
Water Pollution Control Bond and Interest - Series A 2002 Fund (0231)	01.030	T883	1,002,235.00	980,824.67	---	21,410.33
Social Security Contributions Fund (0702)	05.455	T900	6,244,000.00	5,516,200.58	---	727,799.42
Missouri State Employees' Deferred Compensation Incentive Plan Administration Fund (0706)	05.495	T901	557,000.00	453,287.95	---	103,712.05
Professional Registration Fees (0689)	07.315	T903	1.00	---	---	1.00
Natural Resources Cost Allocation Fund (0500)	06.410	T904	60,813.00	53,883.00	---	6,930.00
Railroad Expense (0659)	04.325	T907	100,000.00	---	---	100,000.00
General Revenue Fund (0101)	05.360	T913	5,112.00	4,872.00	---	240.00
General Revenue Fund (0101)	05.360	T914	1,361.00	1,332.00	---	29.00

General Revenue Fund (0101)	05.360	T915	462,819.00	---	---	462,819.00
General Revenue Fund (0101)	05.360	T918	3,900.00	3,900.00	---	---
General Revenue Fund (0101)	05.360	T919	2.00	2.00	---	---
General Revenue Fund (0101)	05.360	T920	140,446.00	---	---	140,446.00
General Revenue Fund (0101)	05.360	T921	223,921.00	222,631.00	---	1,290.00
General Revenue Fund (0101)	05.360	T925	429.00	412.00	---	17.00
General Revenue Fund (0101)	05.360	T926	224.00	217.00	---	7.00
General Revenue Fund (0101)	07.075	T956	1.00	---	---	1.00
General Revenue Fund (0101)	07.075	T957	1.00	---	---	1.00
State School Moneys Fund (0616)	02.325	T961	2,000,000.00	1,016,682.05	---	983,317.95
General Revenue Fund (0101)	05.360	T962	1,314.00	1,243.00	---	71.00
General Revenue Fund (0101)	05.360	T963	13,914.00	13,912.00	---	2.00
General Revenue Fund (0101)	05.360	T964	43,018.00	---	---	43,018.00
General Revenue Fund (0101)	05.360	T965	7,382.00	7,147.00	---	235.00
General Revenue Fund (0101)	05.360	T966	5,013.00	4,866.00	---	147.00
General Revenue Fund (0101)	05.360	T967	2,959.00	2,787.00	---	172.00
General Revenue Fund (0101)	05.360	T969	851.00	820.00	---	31.00
General Revenue Fund (0101)	05.360	T970	2,606.00	2,605.00	---	1.00
General Revenue Fund (0101)	05.360	T971	29.00	27.00	---	2.00
General Revenue Fund (0101)	05.360	T972	809.00	788.00	---	21.00
General Revenue Fund (0101)	07.305	T982	1.00	---	---	1.00
Professional Registration Fees Fund (0689)	07.310	T983	3,001.00	1,153.94	---	1,847.06
Guaranty Agency Operating Fund (0880)	03.110	T988	300,000.00	275,715.67	---	24,284.33
General Revenue Fund (0101)	04.140	T989	10,919.00	4,407.70	---	6,511.30
Special Employment Security - Principal and Interest (0205)	05.245	T999	1.00	---	---	1.00
Subtotals			<u>1,932,058,041.00</u>	<u>1,742,302,342.16</u>	<u>---</u>	<u>189,755,698.84</u>
Totals			<u><u>\$ 7,520,022,705.00</u></u>	<u><u>\$ 6,879,673,560.61</u></u>	<u><u>\$ 54,155,139.09</u></u>	<u><u>\$ 586,194,005.30</u></u>

**STATE OF MISSOURI
SUMMARY OF APPROPRIATION ACTIVITY
DEBT SERVICE FUNDS
FOR THE APPROPRIATION YEAR 2006**

<u>OFFICE OF ADMINISTRATION</u>	<u>H.B. No.</u>	<u>Appr. No.</u>	<u>Appropriations</u>	<u>Expenditures and Transfers Out</u>	<u>Biennial Rollovers to 2007</u>	<u>Lapse of Appropriations</u>
<u>Board of Fund Commissioners</u>						
Water Pollution Control Bond and Interest - Series B 2002 Fund (0200) STATE WPC BONDS	01.035	6162	\$ 16,372,794.00	\$ 16,372,793.76	\$ ---	\$ 0.24
Third State Building Bond Interest and Sinking - Series A 2002 Fund (0201) 3RD STATE BLDG BONDS	01.055	6163	33,812,850.00	33,812,850.00	---	---
Fourth State Building Bond and Interest - Series A 2002 Fund (0202) 4TH STATE BUILDING BONDS	01.020	6164	7,269,432.00	7,269,431.26	---	0.74
Water Pollution Control Bond and Interest - Series A 2003 Fund (0203) STATE WPC BONDS	01.035	6903	11,026,750.00	747,712.50	---	10,279,037.50
Third State Building Bond Interest and Sinking - Series A 2003 Fund (0204) 3RD STATE BLDG BONDS	01.055	6902	16,307,713.00	16,307,712.50	---	0.50
Special Employment Security - Principal and Interest Fund (0205) BUFF PRIN & INTEREST PAY	05.250	7317	1.00	---	---	1.00
Fourth State Building Bond and Interest - Series A 2005 Fund (0206) 4TH STATE BUILDING BONDS	01.020	1111	7,583,182.00	1,712,466.67	---	5,870,715.33
Water Pollution Control Bond and Interest - Series A 2005 Fund (0218) STATE WPC BONDS	01.035	1119	5,041,347.00	3,592,666.67	---	1,448,680.33
Stormwater Control Bond and Interest - Series A 2005 Fund (0219) STORMWATER CNTRL BONDS	01.045	1120	1,463,252.00	648,833.33	---	814,418.67
Water Pollution Control Bond and Interest - Series A 2002 Fund (0231) STATE WPC BONDS	01.035	5198	1,992,944.00	1,992,943.76	---	0.24
Stormwater Control Bond and Interest - Series A 2002 Fund (0239) STORMWATER CNTRL BONDS	01.045	5199	994,038.00	994,037.50	---	0.50
Water Pollution Control Bond and Interest - Series A 2001 Fund (0244) STATE WPC BONDS	01.035	3018	1,438,763.00	1,438,762.50	---	0.50

Stormwater Control Bond and Interest -
Series A 2001 Fund (0245)

STORMWATER CNTRL BONDS	01.045	3019	<u>719,220.00</u>	<u>719,220.00</u>	<u>---</u>	<u>---</u>
Subtotals			<u>104,022,286.00</u>	<u>85,609,430.45</u>	<u>---</u>	<u>18,412,855.55</u>
Appropriated Transfers Out To:						
Water Pollution Control Bond and Interest - Series B 2002 Fund (0200)	05.335	T542	5074329.56	5,074,329.00	---	0.56
Fourth State Building Bond and Interest - Series A 2002 Fund (0202)	05.335	T542	3741689.29	3,741,688.87	---	0.42
Fourth State Building Bond and Interest - Series A 2005 Fund (0206)	05.335	T542	3976399.44	3,976,399.00	---	0.44
Water Pollution Control Bond and Interest - Series A 2005 Fund (0218)	05.335	T542	8345962.71	8,345,961.78	---	0.93
Stormwater Control Bond and Interest - Series A 2005 Fund (0219)	05.335	T542	1488443.85	1,488,443.68	---	0.17
Water Pollution Control Bond and Interest - Series A 2001 Fund (0244)	05.335	T542	1411328.15	1,411,328.00	---	0.15
Subtotals			<u>24,038,153.00</u>	<u>24,038,150.33</u>	<u>---</u>	<u>2.67</u>
Totals			<u><u>\$ 128,060,439.00</u></u>	<u><u>\$ 109,647,580.78</u></u>	<u><u>\$ ---</u></u>	<u><u>\$ 18,412,858.22</u></u>

**STATE OF MISSOURI
SUMMARY OF APPROPRIATION ACTIVITY
CAPITAL PROJECTS FUNDS
FOR THE APPROPRIATION YEAR 2006**

	H.B. No.	Appr. No.	Appropriations	Expenditures and Transfers Out	Biennial Rollovers to 2007	Lapse of Appropriations
<u>OFFICE OF ADMINISTRATION</u>						
BPB-Series A 2003 Bond Proceeds-Projects Fund (0309)						
STATEWIDE M&R	15.060	6758	\$ 147,099.00	\$ ---	\$ 147,099.00	\$ ---
<u>Division of Accounting</u>						
Veterans' Commission Capital Improvement Trust Fund (0304)						
UNEMPLOYMENT BENEFITS	05.510	6893	1,393.00	1,189.61	---	203.39
State Road Fund (0320)						
MODOT UNEMPLOY BENEFITS	05.515	7486	582,492.00	564,945.48	---	17,546.52
<u>Division of Facilities Management, Design and Construction</u>						
BPB-Series A 2003 Bond Proceeds-Projects Fund (0309)						
MSP REDEVELOP COMM	15.067	6402	18,496.00	9,248.00	9,248.00	---
<u>DEPARTMENT OF AGRICULTURE</u>						
BPB-Series A 2003 Bond Proceeds-Projects Fund (0309)						
STATEWIDE M&R	15.060	6758	97,726.00	97,725.77	0.23	---
<u>DEPARTMENT OF ECONOMIC DEVELOPMENT</u>						
BPB-Series A 2003 Bond Proceeds-Projects Fund (0309)						
STATEWIDE M&R	15.060	6758	14,120.00	14,119.50	0.50	---
<u>DEPARTMENT OF ELEMENTARY AND SECONDARY EDUCATION</u>						
BPB-Series A 2003 Bond Proceeds-Projects Fund (0309)						
STATEWIDE M&R	15.060	6758	15,097.00	---	15,097.00	---

DEPARTMENT OF HIGHER EDUCATION

State Colleges and Universities

BPB-Series A 2003 Bond Proceeds-Projects

Fund (0309)

UMKC LIFE SCIENCES BLDG	15.050	6661	26,475,328.00	8,355,907.26	18,119,420.74	---
-------------------------	--------	------	---------------	--------------	---------------	-----

DEPARTMENT OF HEALTH AND SENIOR SERVICES

BPB-Series A 2003 Bond Proceeds-Projects

Fund (0309)

STATE HEALTH LAB	15.075	6790	15,921,919.00	15,100,566.07	821,352.93	---
------------------	--------	------	---------------	---------------	------------	-----

DEPARTMENT OF TRANSPORTATION

State Road Bond Fund (0319)

BOND PRINCIPAL & INTEREST	04.205	7485	33,135,001.00	22,005,670.85	---	11,129,330.15
---------------------------	--------	------	---------------	---------------	-----	---------------

State Road Fund (0320)

FLEET FAC & INFO SYS E&E	04.235	0118	91,107,664.00	77,669,432.33	---	13,438,231.67
TRANSPORTATION ENHANCEMNT	04.210	1819	15,000,000.00	14,693,916.81	---	306,083.19
BOND PRINCIPAL & INTEREST	04.205	3550	90,627,000.00	90,391,175.46	---	235,824.54
MAINTENANCE E&E	04.215	4399	177,050,838.00	171,393,504.40	---	5,657,333.60
CONSTRUCTION E&E	04.205	4402	25,961,354.00	19,862,125.66	---	6,099,228.34
CONSTRUCTION	04.205	4403	853,689,000.00	844,627,716.36	---	9,061,283.64
MOTORIST ASSISTANCE E&E	04.230	6649	437,157.00	369,757.45	---	67,399.55
MOTOR CARRIER SRVC E&E	04.220	7049	2,167,663.00	1,466,901.65	---	700,761.35
ADMINISTRATION PS	04.200	7435	19,512,010.00	18,874,919.04	---	637,090.96
ADMINISTRATION E&E	04.200	7436	6,744,103.00	4,993,997.21	---	1,750,105.79
OVERTIME-ADMINISTRATION	04.200	7437	114,351.00	30,604.59	---	83,746.41
FRINGES ADMIN PS	04.200	7438	8,327,880.00	7,958,091.42	---	369,788.58
FRINGES ADMIN E&E	04.200	7439	10,914,012.00	9,650,065.01	---	1,263,946.99
CONSTRUCTION PS	04.205	7440	82,208,336.00	78,136,600.77	---	4,071,735.23
OVERTIME-CONSTRUCTION	04.205	7441	4,732,123.00	2,367,103.62	---	2,365,019.38
FRINGES CONSTRUCTION PS	04.205	7443	37,927,525.00	34,597,690.87	---	3,329,834.13
FRINGES CONSTRUCTION E&E	04.205	7444	782,892.00	776,033.41	---	6,858.59
MAINTENANCE PS	04.215	7445	132,358,043.00	132,108,653.58	---	249,389.42
OVERTIME-MAINTENANCE	04.215	7446	5,345,839.00	2,470,021.76	---	2,875,817.24
FRINGES MAINTENANCE PS	04.215	7448	65,034,273.00	64,122,735.90	---	911,537.10
FRINGES MAINTENANCE E&E	04.215	7449	9,792,560.00	9,700,462.98	---	92,097.02
MOTOR CARRIER SRVC PS	04.220	7451	3,739,806.00	3,360,248.53	---	379,557.47
OVERTIME-MOTOR CARRIER	04.220	7457	93,657.00	90,075.16	---	3,581.84
FRINGES MOTOR CARRIER PS	04.220	7458	1,040,630.00	933,799.55	---	106,830.45
FRINGES MOTOR CARRIER E&E	04.220	7459	15,006.00	10,955.37	---	4,050.63
MOTORIST ASSISTANCE PS	04.230	7460	1,832,129.00	1,725,535.89	---	106,593.11
OVERTIME-MOTORIST ASSIST	04.230	7461	87,933.00	49,173.54	---	38,759.46

**STATE OF MISSOURI
SUMMARY OF APPROPRIATION ACTIVITY
CAPITAL PROJECTS FUNDS
FOR THE APPROPRIATION YEAR 2006**

	H.B. No.	Appr. No.	Appropriations	Expenditures and Transfers Out	Biennial Rollovers to 2007	Lapse of Appropriations
FRINGES MOTOR ASSIST PS	04.230	7462	897,023.00	798,937.14	---	98,085.86
FRINGES MOTOR ASSIST E&E	04.230	7463	149,923.00	149,923.00	---	---
FLEET FAC & INFO SYS PS	04.235	7464	15,347,500.00	14,038,286.76	---	1,309,213.24
OVERTIME-FLT FAC&INFO SYS	04.235	7465	325,999.00	92,702.62	---	233,296.38
FRINGES FLT FAC&INFO-PS	04.235	7466	6,951,920.00	6,195,175.51	---	756,744.49
FRINGES FLT FAC&INFO-E&E	04.235	7467	217,136.00	200,565.92	---	16,570.08
MULTIMODAL OPS ADMIN PS	04.245	7468	145,563.00	141,205.41	---	4,357.59
FRINGES MULTIMODAL PS	04.245	7469	52,486.00	51,890.10	---	595.90
MULTIMODAL OPS ADMIN E&E	04.245	8904	15,000.00	5,958.80	---	9,041.20
State Road Fund - Series A 2005 Fund (0326) CONSTRUCTION	04.205	7484	371,939,035.00	371,939,034.52	---	0.48
<u>DEPARTMENT OF MENTAL HEALTH</u>						
BPB-Series A 2003 Bond Proceeds-Projects Fund (0309) STATEWIDE M&R	15.060	6758	4,666,644.00	3,352,876.36	1,313,767.64	---
<u>DEPARTMENT OF NATURAL RESOURCES</u>						
<u>Water Protection and Soil Conservation</u>						
Water Pollution Control - Series 2002 - 37G Fund (0301) RURAL WATER&SEWER GRANTS	06.340	6136	16,809,825.00	3,089,801.83	---	13,720,023.17
Stormwater - Series A 2002 - 37H Fund (0302) STORMWATER GRANTS	06.340	6137	9,985,859.00	4,000,988.52	---	5,984,870.48
Water Pollution Control - Series A 2001 - 37E Fund (0385) WASTEWATER FACILITY GRANT	06.340	6134	3,000,000.00	2,014,766.79	---	985,233.21
RURAL WATER&SEWER GRANTS	06.340	6135	3,660,000.00	157,489.58	---	3,502,510.42
Stormwater Control - Series A 2001 - 37H Fund (0387) STORMWATER GRANTS	06.340	7341	9,000,000.00	1,678,434.50	---	7,321,565.50

DEPARTMENT OF PUBLIC SAFETY

Veterans' Commission Capital Improvement
Trust Fund (0304)

DPS IT CONSOLIDATION E&E	08.010	0491	14,000.00	14,000.00	---	---
M&R STATEWIDE VCCITF	18.010	0704	500,000.00	8,880.11	491,119.89	---
VET CEMTERY FT LEONARD WD	19.059	0966	1.00	---	1.00	---
DC M&R	15.070	6479	10,203.00	9,618.10	584.90	---
BPB-Series A 2003 Bond Proceeds-Projects Fund (0309)						
STATEWIDE M&R	15.060	6758	150,025.00	126,444.26	23,580.74	---

Adjutant General

Veterans' Commission Capital Improvement
Trust Fund (0304)

VETS RECOGNITION PRG E&E	08.242	3430	36,040.00	13,813.60	---	22,226.40
VETS RECOGNITION PRG PS	08.242	6843	42,627.00	25,130.49	---	17,496.51
BPB-Series A 2003 Bond Proceeds-Projects Fund (0309)						
AG-FED PROJECT SUPPORT	15.185	6422	101,495.00	85,312.21	16,182.79	---
SPRINGFIELD NEW AVCRAD	15.195	6424	538,946.00	475,956.90	62,989.10	---
CHILLICOTHE RENOVATE	15.200	6428	262,955.00	248,990.80	13,964.20	---
KC MAINT BLDG	15.200	6429	157,818.00	---	157,818.00	---
FARMINGTON ADDTN	15.200	6430	11,410.00	10,053.70	1,356.30	---
HANNIBAL MAINT BLDG	15.200	6431	26,930.00	17,013.08	9,916.92	---
RICHMOND MAINT BLDG	15.200	6432	37,000.00	---	37,000.00	---

Missouri Veterans' Commission

Veterans' Commission Capital Improvement
Trust Fund (0304)

VETERANS HOMES PS	08.205	0639	25,200.00	21,629.28	---	3,570.72
M&R VC-CAPE-MEXICO HOME	18.065	0726	1,323,609.00	107,185.10	1,216,423.90	---
ADMIN & SERVICE PS	08.195	4481	862,620.00	805,896.39	---	56,723.61
ADMIN & SERVICE E&E	08.195	4482	581,150.00	537,332.44	---	43,817.56
VETERANS SVS OFFICER PRGM	08.200	5052	750,000.00	723,147.74	---	26,852.26
SPFD COLUMBARIUM WALL	15.155	6417	673,749.00	667,324.78	6,424.22	---
CAPE-VH DINING ROOM	15.160	6418	337,371.00	272,642.56	64,728.44	---
STJAMES-VH DINING ROOM	15.160	6419	34,570.00	32,970.18	1,599.82	---
STLOUIS-VH FENCE	15.160	6420	8,266.00	4,142.35	4,123.65	---
CAPE-VH FLOOR/ROOMS	15.150	6520	1,157,732.00	810,076.52	347,655.48	---
CAPE-VH HVAC	15.150	6521	2,700,363.00	2,700,363.00	---	---
STLOUIS-VH DOORS	15.150	6522	99,706.00	97,971.10	1,734.90	---
STLOUIS-VH ROOF	15.150	6523	810,612.00	783,901.51	26,710.49	---
CAPE VH KITCHEN RENOV	15.150	6525	333,450.00	210,714.51	122,735.49	---
CAPE VH VARIOUS PROJECTS	15.165	6968	1,760,681.00	700,126.77	1,060,554.23	---

**STATE OF MISSOURI
SUMMARY OF APPROPRIATION ACTIVITY
CAPITAL PROJECTS FUNDS
FOR THE APPROPRIATION YEAR 2006**

	H.B. No.	Appr. No.	Appropriations	Expenditures and Transfers Out	Biennial Rollovers to 2007	Lapse of Appropriations
<u>DEPARTMENT OF SOCIAL SERVICES</u>						
BPB-Series A 2003 Bond Proceeds-Projects Fund (0309)						
STATEWIDE M&R	15.060	6758	179,806.00	177,333.05	2,472.95	---
Fourth State Building - Series A 1998 Fund (0382)						
M&R 4TH STATE PROJECTS	18.010	0701	1,976,537.00	440,217.63	1,536,319.37	---
<u>DEPARTMENT OF CORRECTIONS</u>						
BPB-Series A 2003 Bond Proceeds-Projects Fund (0309)						
STATEWIDE M&R	15.060	6758	1,654,048.00	1,297,831.15	356,216.85	---
Fourth State Building - Series A 1998 Fund (0382)						
M&R 4TH STATE PROJECTS	18.010	0701	6,019,695.00	1,091,679.76	4,928,015.24	---
<u>Division of Adult Institutions</u>						
BPB-Series A 2003 Bond Proceeds-Projects Fund (0309)						
NECC NEW JUVENILE UNIT	15.215	6439	127,745.00	14,987.87	112,757.13	---
<u>Division of Probation and Parole</u>						
BPB-Series A 2003 Bond Proceeds-Projects Fund (0309)						
COMM SUPERVISION CTRS	15.210	6438	2,022,748.00	574,993.26	1,447,754.74	---
Subtotals			<u>2,191,545,476.00</u>	<u>2,059,596,388.42</u>	<u>32,476,726.78</u>	<u>99,472,360.80</u>
Appropriated Transfers Out To:						
Social Security Contributions Fund (0702)	05.460	T040	20,078,000.00	18,716,758.31	---	1,361,241.69
Missouri State Employees' Deferred Compensation Incentive Plan Administration Fund (0706)	05.500	T042	1,600,850.00	1,599,884.79	---	965.21
Missouri Consolidated Health Care Plan Benefit Fund (0765)	05.525	T045	325,200.00	324,251.79	---	948.21
Treasurer's Information Fund (0255)	05.365	T050	212.00	125.00	---	87.00
State Retirement Contributions Fund (0701)	05.475	T086	265,750.00	258,168.09	---	7,581.91

General Revenue Fund (0101)	05.560	T285	23,095.00	23,094.81	---	0.19
Social Security Contributions Fund (0702)	05.450	T293	76,500.00	63,286.84	---	13,213.16
State Retirement Contributions Fund (0701)	05.470	T297	127,948.00	105,696.48	---	22,251.52
Missouri State Employees' Deferred Compensation Incentive Plan Administration Fund (0706)	05.490	T300	6,285.00	6,268.61	---	16.39
Missouri Consolidated Health Care Plan Benefit Fund (0765)	05.520	T304	200,565.00	192,730.42	---	7,834.58
Missouri Veterans' Homes Fund (0460)	08.310	T405	2,000,000.00	1,500,000.00	---	500,000.00
Transportation - Highway Safety Fund (0149)	05.330	T541	24,575.00	24,574.24	---	0.76
General Revenue Fund (0101)	05.360	T702	189,072.00	188,814.00	---	258.00
Subtotals			<u>24,918,052.00</u>	<u>23,003,653.38</u>	---	<u>1,914,398.62</u>
Totals			<u>\$ 2,216,463,528.00</u>	<u>\$ 2,082,600,041.80</u>	<u>\$ 32,476,726.78</u>	<u>\$ 101,386,759.42</u>

**STATE OF MISSOURI
SUMMARY OF APPROPRIATION ACTIVITY
PERMANENT FUNDS
FOR THE APPROPRIATION YEAR 2006**

	H.B. No.	Appr. No.	Appropriations	Expenditures and Transfers Out	Biennial Rollovers to 2007	Lapse of Appropriations			
<u>DEPARTMENT OF HEALTH AND SENIOR SERVICES</u>									
<u>Maternal Child and Family Health</u>									
Champ W. Smith and Mary C. Smith Memorial Endowment Trust Fund (0873)									
			CHILD W/SPECIAL NEEDS	10.685	7727	\$ 35,000.00	\$ 11,263.20	\$ ---	\$ 23,736.80
<u>DEPARTMENT OF NATURAL RESOURCES</u>									
Confederate Memorial Park Fund (0812)									
			REFUND ACCOUNTS	06.395	3546	165.00	---	---	165.00
			Subtotals			35,165.00	11,263.20	---	23,901.80
<u>Appropriated Transfers Out To:</u>									
			Treasurer's Information Fund (0255)	05.365	T050	3.00	1.00	---	2.00
			General Revenue Fund (0101)	05.360	T822	15.00	14.00	---	1.00
			General Revenue Fund (0101)	05.360	T853	162.00	160.00	---	2.00
			General Revenue Fund (0101)	05.360	T968	2.00	2.00	---	---
			Subtotals			182.00	177.00	---	5.00
			Totals			\$ 35,347.00	\$ 11,440.20	\$ ---	\$ 23,906.80

(THIS PAGE INTENTIONALLY LEFT BLANK)

**STATE OF MISSOURI
SUMMARY OF APPROPRIATION ACTIVITY
ENTERPRISE FUNDS
FOR THE APPROPRIATION YEAR 2006**

	H.B. No.	Appr. No.	Appropriations	Expenditures and Transfers Out	Biennial Rollovers to 2007	Lapse of Appropriations
<u>EXECUTIVE</u>						
<u>Attorney General</u>						
Petroleum Storage Tank Insurance Fund (0585)						
ATTORNEY GENERAL PS	12.210	4203	\$ 22,757.00	\$ 22,757.00	\$ ---	\$ ---
Lottery Enterprise Fund (0657)						
ATTORNEY GENERAL PS	12.210	3335	50,081.00	49,494.97	---	586.03
<u>OFFICE OF ADMINISTRATION</u>						
Federal Surplus Property Fund (0407)						
OA IT CONSOLIDATION E&E	05.030	0615	11,000.00	6,863.41	---	4,136.59
LEASE/PURCHASE ST LOUIS	13.150	1002	1.00	---	---	1.00
OVERTIME-SASP	05.085	7510	8,000.00	---	---	8,000.00
<u>Division of Accounting</u>						
Federal Surplus Property Fund (0407)						
UNEMPLOYMENT BENEFITS	05.510	7430	1,091.00	1,090.70	---	0.30
ACCOUNTING PS	05.010	9836	40,428.00	---	---	40,428.00
State Fair Fees Fund (0410)						
UNEMPLOYMENT BENEFITS	05.510	5991	21,539.00	21,538.35	---	0.65
State Park Earnings Fund (0415)						
UNEMPLOYMENT BENEFITS	05.510	5992	20,370.00	20,369.53	---	0.47
Missouri Veterans' Homes Fund (0460)						
UNEMPLOYMENT BENEFITS	05.510	5993	190,000.00	182,385.00	---	7,615.00
Lottery Enterprise Fund (0657)						
UNEMPLOYMENT BENEFITS	05.510	6146	5,462.00	4,101.21	---	1,360.79
<u>Division of Facilities Management, Design and Construction</u>						
Missouri Veterans' Homes Fund (0460)						
CONTINGENCY SHORTFALLS	13.145	0919	6,009.00	4,827.88	---	1,181.12
CONTINGENCY SHORTFALLS	13.145	3141	28,750.00	---	---	28,750.00

Division of Purchasing and Materials**Management**

Federal Surplus Property Fund (0407)

FIXED PRICE VEHICLE PRGM	05.080	0825	1,664,800.00	1,660,586.40	---	4,213.60
SURPLUS PROPERTY PS	05.080	9347	703,374.00	587,099.58	---	116,274.42
SURPLUS PROPERTY E&E	05.080	9348	741,884.00	605,838.86	---	136,045.14
SURPLUS PROPERTY RECYCLE	05.090	9349	53,000.00	48,037.91	---	4,962.09

DEPARTMENT OF AGRICULTURE

Single-Purpose Animal Facilities Loan Program

Fund (0408)

MDA IT CONSOLIDATION PS	06.010	7546	388.00	387.90	---	0.10
MDA IT CONSOLIDATION E&E	06.010	7547	3,377.00	1,156.19	---	2,220.81

State Fair Fees Fund (0410)

OVERTIME	06.015	7409	16,736.00	---	---	16,736.00
MDA IT CONSOLIDATION PS	06.010	7550	10,951.00	10,840.00	---	111.00
MDA IT CONSOLIDATION E&E	06.010	7551	21,840.00	3,432.82	---	18,407.18

Agri Business Development Division

Single-Purpose Animal Facilities Loan Program

Fund (0408)

AG&SMALL BUS DEV AUTH PS	06.050	1790	96,873.00	83,439.55	---	13,433.45
AG&SMALL BUS DEV AUTH E&E	06.050	1795	19,688.00	9,628.26	---	10,059.74

Single-Purpose Animal Facilities Loan Guarantee

Fund (0409)

SINGL ANIMAL FAC LOAN PRG	06.060	6887	1.00	---	---	1.00
---------------------------	--------	------	------	-----	-----	------

Agricultural Product Utilization and Business

Development Loan Guarantee Fund (0411)

MO VALUE-ADDED LOAN PRG	06.070	6888	1.00	---	---	1.00
-------------------------	--------	------	------	-----	-----	------

Missouri State Fair

State Fair Fees Fund (0410)

FUNDING TO START FAIR	06.135	0228	75,000.00	49,040.00	---	25,960.00
STATE FAIR ADMIN PS	06.130	0270	1,174,267.00	901,261.06	---	273,005.94
STATE FAIR ADMIN E&E	06.130	0274	3,200,955.00	2,882,957.96	---	317,997.04
STATE FAIR EQUIP REPLACE	06.140	1878	166,062.00	17,529.00	---	148,533.00

DEPARTMENT OF NATURAL RESOURCES

State Park Earnings Fund (0415)

DNR IT CONSOLIDATION PS	06.205	0250	64,572.00	50,746.98	---	13,825.02
DNR IT CONSOLIDATION E&E	06.205	0252	202,098.00	78,447.14	---	123,650.86
M&R SPENDING AUTHORITY	18.045	0718	200,000.00	---	200,000.00	---
ACCOUNTABILITY E&E	06.240	7373	30,000.00	2,900.00	---	27,100.00
OVERTIME	06.245	7380	4,242.00	---	---	4,242.00

**STATE OF MISSOURI
SUMMARY OF APPROPRIATION ACTIVITY
ENTERPRISE FUNDS
FOR THE APPROPRIATION YEAR 2006**

	H.B. No.	Appr. No.	Appropriations	Expenditures and Transfers Out	Biennial Rollovers to 2007	Lapse of Appropriations
Natural Resources Revolving Services Fund (0425)						
DNR IT CONSOLIDATION E&E	06.205	0302	69,286.00	1,738.20	---	67,547.80
DNR LEASING	13.050	1613	20.00	19.65	---	0.35
DNR REVOLVING FUND	06.390	2132	2,479,446.00	1,516,780.60	---	962,665.40
OVERTIME	06.245	7381	269.00	---	---	269.00
Historic Preservation Revolving Fund (0430)						
DNR IT CONSOLIDATION E&E	06.205	0307	1,975.00	---	---	1,975.00
M&R OUTREACH & ASSISTANCE	18.050	0719	1,000,000.00	---	1,000,000.00	---
REFUND ACCOUNTS	06.395	3373	165.00	---	---	165.00
DNR LEASING	13.050	6802	844.00	835.33	---	8.67
OVERTIME	06.245	7382	261.00	---	---	261.00
Petroleum Storage Tank Insurance Fund (0585)						
DNR IT CONSOLIDATION E&E	06.205	0352	23,302.00	---	---	23,302.00
PETROLEUM RELATED ACT PS	06.211	0925	840,201.00	578,582.35	---	261,618.65
PETROLEUM REALTED ACT E&E	06.211	0926	159,799.00	144,252.70	---	15,546.30
DNR LEASING	13.050	4313	16,040.00	15,579.02	---	460.98
OVERTIME	06.245	7416	5,887.00	---	---	5,887.00
<u>Petroleum Storage Tank Insurance Board</u>						
Petroleum Storage Tank Insurance Fund (0585)						
PETRO STORAGE TANK REFUND	06.255	2880	100,000.00	56,284.18	---	43,715.82
PETRO STORAGE TANK BD PS	06.255	3532	172,524.00	109,687.68	---	62,836.32
PETRO STORAGE TANK BD E&E	06.255	3533	2,101,000.00	1,222,041.95	---	878,958.05
PETRO STORAGE TANK INSUR	06.255	3534	24,990,000.00	14,920,558.37	---	10,069,441.63
<u>Environmental Improvement and Energy Resources</u>						
State Environmental Improvement Authority Fund (0654)						
EIERA	06.260	8029	1.00	---	---	1.00
<u>Office of Director</u>						
State Park Earnings Fund (0415)						
DIRECTORS OFFICE PS	06.200	5301	22,067.00	22,065.49	---	1.51
DIRECTORS OFFICE E&E	06.200	5304	2,633.00	---	---	2,633.00
Historic Preservation Revolving Fund (0430)						
DIRECTORS OFFICE PS	06.200	5302	2,186.00	2,185.44	---	0.56

Outreach and Assistance Center

State Park Earnings Fund (0415)

OUTREACH & ASSISTANCE E&E	06.210	5449	92,187.00	76,605.24	---	15,581.76
Historic Preservation Revolving Fund (0430)						
OUTREACH & ASSISTANCE PS	06.210	5438	55,498.00	20,967.11	---	34,530.89
OUTREACH & ASSISTANCE E&E	06.210	5450	612,025.00	19,827.54	---	592,197.46

Division of Administrative Support

Natural Resources Revolving Services
Fund (0425)

DIV OF ADMIN SUPPORT PS	06.235	2092	36,460.00	36,258.31	---	201.69
DIV OF ADMIN SUPPORT E&E	06.235	2093	6,621.00	731.51	---	5,889.49

Geological Survey and Resource Assessment

Division

Natural Resources Revolving Services
Fund (0425)

SALES TAX GR REIMBURSE	06.400	3085	4,200.00	2,487.69	---	1,712.31
REFUND ACCOUNTS	06.395	3372	1,119.00	177.22	---	941.78
ADMIN & SUPPORT PS	06.210	7042	24,276.00	23,270.44	---	1,005.56

Division of State Parks

State Park Earnings Fund (0415)

M&R DNR STATEWIDE SPEF	18.040	0714	1,745,000.00	622,786.53	1,122,213.47	---
STATE PARKS CI	19.010	0732	1,000,000.00	113,190.95	886,809.05	---
STATE PARKS DONATIONS	19.015	0740	131,779.00	250.00	131,529.00	---
STATE PARKS EXHIBITS	19.020	0741	700,000.00	110,220.32	589,779.68	---
STATE PARKS LAND	19.025	0742	1,300,000.00	560,718.81	739,281.19	---
STATE PARK OPERATION PS	06.265	1940	760,904.00	746,742.28	---	14,161.72
STATE PARK OPERATION E&E	06.265	1941	3,249,687.00	1,728,744.01	---	1,520,942.99
PARKS RESALE	06.285	1971	600,000.00	598,423.48	---	1,576.52
PARKS CONCESSIONS DEFAULT	06.290	1972	199,569.00	1,801.85	---	197,767.15
SALES TAX GR REIMBURSE	06.400	2379	230,800.00	173,569.62	---	57,230.38
GIFTS TO PARKS	06.280	2392	104,223.00	88,026.94	---	16,196.06
STATE PARK GRANTS	06.295	2394	175,000.00	22,283.50	---	152,716.50
REFUND ACCOUNTS	06.395	2737	31,095.00	30,805.05	---	289.95
VARIOUS LEWIS&CLARK PROJ	15.115	6405	962,278.00	542,581.96	419,696.04	---
WATKINS MILL SHOWER HSE	15.125	6408	160,000.00	151,860.36	8,139.64	---
BABLER DINING HALL FLOOR	15.080	6491	76,515.00	---	76,515.00	---
MO MINES EXHIBIT SPACE	15.080	6496	71,441.00	18,719.34	52,721.66	---
WASHINGTON POOL	15.080	6499	126,520.00	126,520.00	---	---
STATEWIDE DAM REPAIRS-0415	15.090	6501	24,618.00	24,618.00	---	---
STATEWIDE CMPGRND IMPR	15.095	6502	265,262.00	142,715.53	122,546.47	---
STATEWIDE RENOVATIONS	15.100	6503	975,716.00	333,823.93	641,892.07	---

**STATE OF MISSOURI
SUMMARY OF APPROPRIATION ACTIVITY
ENTERPRISE FUNDS
FOR THE APPROPRIATION YEAR 2006**

	H.B. No.	Appr. No.	Appropriations	Expenditures and Transfers Out	Biennial Rollovers to 2007	Lapse of Appropriations
<u>DEPARTMENT OF PUBLIC SAFETY</u>						
Missouri Veterans' Homes Fund (0460)						
DPS IT CONSOLIDATION PS	08.010	0492	344,449.00	324,587.88	---	19,861.12
DPS IT CONSOLIDATION E&E	08.010	0493	567,627.00	356,353.07	---	211,273.93
PUBLIC SAFETY LEASING	13.070	6078	270.00	---	---	270.00
VETERANS HOMES OVERTIME	08.205	7110	1,699,192.00	---	---	1,699,192.00
<u>Missouri Veterans' Commission</u>						
Missouri Veterans' Homes Fund (0460)						
VETERANS HOMES PS	08.205	2342	28,827,609.00	28,632,348.56	---	195,260.44
VETERANS HOMES E&E	08.205	2344	1,559,938.00	1,392,983.41	---	166,954.59
ADMIN & SERVICE PS	08.195	8735	456,136.00	407,022.93	---	49,113.07
ADMIN & SERVICE E&E	08.195	8737	134,078.00	129,294.33	---	4,783.67
<u>DEPARTMENT OF REVENUE</u>						
Lottery Enterprise Fund (0657)						
M&R LOTTERY HQ	18.005	0923	338,164.00	21,292.46	316,871.54	---
LOTTERY LEASING	13.025	3307	295,114.00	290,753.04	---	4,360.96
<u>Missouri Lottery Commission</u>						
Lottery Enterprise Fund (0657)						
LOTTERY COMMISSION PRIZES	04.175	6215	115,000,000.00	111,059,609.78	---	3,940,390.22
LOTTERY COM OVERTIME	04.170	7291	52,500.00	52,483.54	---	16.46
LOTTERY COMMISSION PS	04.165	9156	6,740,127.00	6,201,978.45	---	538,148.55
LOTTERY COMMISSION E&E	04.165	9157	32,566,955.00	30,390,542.20	---	2,176,412.80
<u>Legal and Fiscal Services</u>						
Revenue Information Fund (0619)						
POSTAGE	04.015	0081	177,362.00	177,362.00	---	---
DIV OF ADMINISTRATION E&E	04.005	7329	125,567.00	41,377.03	---	84,189.97
<u>Division of Motor Vehicle and Drivers</u>						
<u>Licensing</u>						
Revenue Information Fund (0619)						
DIV OF MV/DL PS	04.005	8358	439,362.00	260,898.40	---	178,463.60
DIV OF MV/DL E&E	04.005	8359	251,288.00	243,617.56	---	7,670.44

Division of Taxation

Petroleum Storage Tank Insurance Fund (0585)

DIV OF TAXATION PS	04.005	0574	24,042.00	24,042.00	---	---
DIV OF TAXATION E&E	04.005	0575	1,127.00	1,122.23	---	4.77

Subtotals			<u>244,167,203.00</u>	<u>212,223,765.01</u>	<u>6,307,994.81</u>	<u>25,635,443.18</u>
-----------	--	--	-----------------------	-----------------------	---------------------	----------------------

Appropriated Transfers Out To:

Treasurer's Information Fund (0255)	05.365	T050	23,057.00	13,727.00	---	9,330.00
Lottery Proceeds Fund (0291)	04.180	T275	267,956,990.00	260,300,831.00	---	7,656,159.00
General Revenue Fund (0101)	05.150	T283	50,163.00	50,163.00	---	---
General Revenue Fund (0101)	05.560	T285	1,364,913.00	1,332,518.65	---	32,394.35
Social Security Contributions Fund (0702)	05.450	T293	3,228,140.00	2,931,152.73	---	296,987.27
State Retirement Contributions Fund (0701)	05.470	T297	5,654,873.00	4,781,118.03	---	873,754.97
Missouri State Employees' Deferred Compensation Incentive Plan Administration Fund (0706)	05.490	T300	237,236.00	147,541.71	---	89,694.29
Missouri Consolidated Health Care Plan Benefit Fund (0765)	05.520	T304	9,233,068.00	8,736,431.17	---	496,636.83
Natural Resources Cost Allocation Fund (0500)	06.410	T320	775,799.00	700,397.00	---	75,402.00
Natural Resources Cost Allocation Fund (0500)	06.410	T322	21,139.00	19,846.00	---	1,293.00
State Facility Maintenance and Operation Fund (0501)	13.140	T428	1.00	---	---	1.00
General Revenue Fund (0101)	05.115	T468	13,562.00	13,562.00	---	---
State Highways and Transportation Department Fund (0644)	04.150	T534	975,000.00	---	---	975,000.00
General Revenue Fund (0101)	05.330	T541	1.00	---	---	1.00
General Revenue Fund (0101)	05.335	T542	35,327.00	35,325.21	---	1.79
Social Services and Other Sources Fund (0610)	05.335	T542	30,000.00	30,000.00	---	---
General Revenue Fund (0101)	05.360	T704	1,628.00	1,602.00	---	26.00
General Revenue Fund (0101)	05.360	T705	59,078.00	57,627.00	---	1,451.00
General Revenue Fund (0101)	05.360	T707	115,935.00	113,433.00	---	2,502.00
General Revenue Fund (0101)	05.360	T709	20,573.00	20,472.00	---	101.00
General Revenue Fund (0101)	05.360	T710	1,156.00	1,123.00	---	33.00
General Revenue Fund (0101)	05.360	T711	681,032.00	666,852.00	---	14,180.00
General Revenue Fund (0101)	05.360	T749	133,418.00	133,418.00	---	---
General Revenue Fund (0101)	05.360	T765	20,304.00	20,304.00	---	---

			<u>290,632,393.00</u>	<u>280,107,444.50</u>	<u>---</u>	<u>10,524,948.50</u>
--	--	--	-----------------------	-----------------------	------------	----------------------

			<u>\$ 534,799,596.00</u>	<u>\$ 492,331,209.51</u>	<u>\$ 6,307,994.81</u>	<u>\$ 36,160,391.68</u>
--	--	--	--------------------------	--------------------------	------------------------	-------------------------

**STATE OF MISSOURI
SUMMARY OF APPROPRIATION ACTIVITY
INTERNAL SERVICE FUNDS
FOR THE APPROPRIATION YEAR 2006**

	H.B. No.	Appr. No.	Appropriations	Expenditures and Transfers Out	Biennial Rollovers to 2007	Lapse of Appropriations
<u>LEGISLATURE</u>						
<u>Senate</u>						
Senate Revolving Fund (0535)						
SENATE CONTINGENT EXP	12.500	4505	\$ 40,000.00	\$ 40,000.00	\$ ---	\$ ---
<u>House of Representatives</u>						
House of Representatives Revolving Fund (0520)						
HOUSE REVOLVING FUND	12.505	3165	45,000.00	13,657.31	---	31,342.69
<u>JUDICIARY</u>						
<u>Judicial Proceedings and Review</u>						
Supreme Court Publications Revolving Fund (0525)						
JUD PROCEED & REVIEW E&E	12.300	4506	150,000.00	103,475.33	---	46,524.67
<u>EXECUTIVE</u>						
<u>State Treasurer</u>						
Central Check Mailing Service Revolving Fund (0515)						
STATE TREASURER PS	12.155	0843	20,826.00	20,825.93	---	0.07
STATE TREASURER E&E	12.155	2212	225,000.00	125,125.83	---	99,874.17
<u>OFFICE OF ADMINISTRATION</u>						
State Facility Maintenance and Operation Fund (0501)						
OA IT CONSOLIDATION PS	05.030	0617	78,576.00	78,481.00	---	95.00
OA IT CONSOLIDATION E&E	05.030	0618	53,708.00	51,879.63	---	1,828.37
OFFICE OF ADMINISTRATION	13.030	1066	240,106.00	203,894.78	---	36,211.22
Office of Administration Revolving Administrative Trust Fund (0505)						
OA IT CONSOLIDATION PS	05.030	0641	39,288.00	8,185.00	---	31,103.00
OA IT CONSOLIDATION E&E	05.030	0642	87,250.00	65,355.27	---	21,894.73
M&R DC COST REIMBURSEMENT	18.025	0711	1.00	---	1.00	---
OFFICE OF ADMINISTRATION	13.030	1067	155,796.00	138,598.19	---	17,197.81
MULTI TENANT	13.035	6194	4,457,624.00	3,285,320.45	---	1,172,303.55
OVERTIME-ITSD	05.035	7507	150,000.00	---	---	150,000.00
OVERTIME-DC	05.050	7509	2,000.00	1,595.49	---	404.51

Commissioner's Office

Office of Administration Revolving Administrative Trust Fund (0505)

COMMISSIONER'S OFFICE PS	05.005	6728	57,850.00	---	---	57,850.00
--------------------------	--------	------	-----------	-----	-----	-----------

Division of Accounting

Mental Health Interagency Payments Fund (0109)

UNEMPLOYMENT BENEFITS	05.210	5989	1,000.00	---	---	1,000.00
-----------------------	--------	------	----------	-----	-----	----------

Natural Resources Cost Allocation Fund (0500)

UNEMPLOYMENT BENEFITS	05.510	6155	14,268.00	8,474.96	---	5,793.04
-----------------------	--------	------	-----------	----------	-----	----------

State Facility Maintenance and Operation Fund (0501)

UNEMPLOYMENT BENEFITS	05.510	5994	110,000.00	92,247.88	---	17,752.12
-----------------------	--------	------	------------	-----------	-----	-----------

Office of Administration Revolving Administrative Trust Fund (0505)

UNEMPLOYMENT BENEFITS	05.510	5999	40,000.00	5,088.37	---	34,911.63
-----------------------	--------	------	-----------	----------	-----	-----------

Working Capital Revolving Fund (0510)

UNEMPLOYMENT BENEFITS	05.510	6000	14,682.00	10,666.88	---	4,015.12
-----------------------	--------	------	-----------	-----------	-----	----------

Inmate Revolving Fund (0540)

UNEMPLOYMENT BENEFITS	05.510	6342	2,021.00	2,020.41	---	0.59
-----------------------	--------	------	----------	----------	-----	------

Economic Development Administrative Fund (0547)

UNEMPLOYMENT BENEFITS	05.510	6673	12,371.00	5,147.04	---	7,223.96
-----------------------	--------	------	-----------	----------	-----	----------

Professional Registration Fees Fund (0689)

UNEMPLOYMENT BENEFITS	05.510	6006	7,681.00	7,680.89	---	0.11
-----------------------	--------	------	----------	----------	-----	------

Division of Information Services

Natural Resources Cost Allocation Fund (0500)

INFO TECH SRV DIV PS	05.030	7497	1.00	---	---	1.00
----------------------	--------	------	------	-----	-----	------

INFO TECH SRV DIV E&E	05.030	7498	1.00	---	---	1.00
-----------------------	--------	------	------	-----	-----	------

Office of Administration Revolving Administrative Trust Fund (0505)

INFO TECH SRV DIV PS	05.030	0008	5,984,991.00	4,895,701.43	---	1,089,289.57
----------------------	--------	------	--------------	--------------	-----	--------------

INFO TECH SRV DIV E&E	05.030	2147	22,969,575.00	17,219,709.25	---	5,749,865.75
-----------------------	--------	------	---------------	---------------	-----	--------------

TELECOM REVOLVING FUND	05.040	6334	34,000,000.00	26,076,718.16	---	7,923,281.84
------------------------	--------	------	---------------	---------------	-----	--------------

Division of Facilities Management

Design and Construction

Natural Resources Cost Allocation Fund (0500)

DNR RELOCATE GRN BLDG	15.105	6404	2,844,200.00	66,489.11	2,777,710.89	---
-----------------------	--------	------	--------------	-----------	--------------	-----

State Facility Maintenance and Operation Fund (0501)

STATE OFF BUILDINGS E&E	05.125	2148	11,662,735.00	11,662,734.89	---	0.11
-------------------------	--------	------	---------------	---------------	-----	------

STATE OFF BUILDINGS PS	05.125	2605	4,089,753.00	4,089,752.96	---	0.04
------------------------	--------	------	--------------	--------------	-----	------

OPERATIONAL M & R	05.135	2606	485,771.00	485,771.00	---	---
-------------------	--------	------	------------	------------	-----	-----

**STATE OF MISSOURI
SUMMARY OF APPROPRIATION ACTIVITY
INTERNAL SERVICE FUNDS
FOR THE APPROPRIATION YEAR 2006**

	H.B. No.	Appr. No.	Appropriations	Expenditures and Transfers Out	Biennial Rollovers to 2007	Lapse of Appropriations
BUILDING MODIFICATIONS	05.155	2607	708,871.00	452,557.64	---	256,313.36
MANSION DONATIONS	05.120	3046	30,000.00	---	---	30,000.00
OVERTIME-FM	05.130	7511	100,000.00	96,667.92	---	3,332.08
Office of Administration Revolving Administrative Trust Fund (0505)						
FACILITIES MGMT PS	05.105	1874	1,051,679.00	1,007,611.74	---	44,067.26
FACILITIES MGMT E&E	05.105	1875	162,082.00	154,341.06	---	7,740.94
DESIGN & CONSTRUCTION E&E	05.045	4416	660,575.00	350,296.06	---	310,278.94
FACILITY ASSESSMENT PS	05.055	6041	182,824.00	174,263.22	---	8,560.78
FACILITY ASSESSMENT E&E	05.055	6042	103,000.00	97,817.87	---	5,182.13
STATEWIDE M&R	15.055	6757	1,052,425.00	230,887.35	821,537.65	---
DESIGN & CONSTRUCTION PS	05.045	9174	2,347,425.00	2,333,053.96	---	14,371.04
<u>Division of General Services</u>						
Office of Administration Revolving Administrative Trust Fund (0505)						
DIV OF GENERAL SERVS PS	05.160	4538	1,905,260.00	1,622,739.93	---	282,520.07
DIV OF GENERAL SERVS E&E	05.160	4540	1,252,399.00	1,246,610.89	---	5,788.11
REBILLABLE EXPENSES	05.175	6259	5,000,000.00	4,842,424.55	---	157,575.45
<u>Division of Personnel</u>						
Office of Administration Revolving Administrative Trust Fund (0505)						
DIV PERSONNEL E&E	05.060	2249	316,750.00	118,810.09	---	197,939.91
DIV PERSONNEL PS	05.060	8007	62,352.00	23,464.35	---	38,887.65
EMPLOYEE SUGGESTION AWARD	05.065	9846	1.00	---	---	1.00
<u>Division of Purchasing and Materials Management</u>						
Office of Administration Revolving Administrative Trust Fund (0505)						
BID & PERFORM BOND REFUND	05.075	7349	2,172,000.00	2,163,500.00	---	8,500.00
<u>Missouri Public Entity Risk Management</u>						
Office of Administration Revolving Administrative Trust Fund (0505)						
MOPERM PS	05.215	8471	584,742.00	466,144.98	---	118,597.02
MOPERM E&E	05.215	8472	61,847.00	24,669.43	---	37,177.57

DEPARTMENT OF AGRICULTURE

Office of Administration Revolving Administrative
Trust Fund (0505)

M&R D&C SETTLEMENT	18.015	0709	30,813.00	---	30,813.00	---
--------------------	--------	------	-----------	-----	-----------	-----

DEPARTMENT OF ECONOMIC DEVELOPMENT

Economic Development Administrative
Fund (0547)

DED IT CONSOLIDATION PS	07.010	7596	708,127.00	619,157.93	---	88,969.07
DED IT CONSOLIDATION E&E	07.010	7597	1,308,343.00	237,287.91	---	1,071,055.09

Professional Registration Fees Fund (0689)

DED IT CONSOLIDATION PS	07.010	0009	276,288.00	267,305.25	---	8,982.75
DED IT CONSOLIDATION E&E	07.010	0010	356,910.00	258,098.63	---	98,811.37
DED LEASING	13.055	1988	12,020.00	11,400.00	---	620.00
PR ADMIN OVERTIME	07.195	7154	3,269.00	---	---	3,269.00

Administrative Services

Economic Development Administrative
Fund (0547)

REFUNDS	07.005	0812	5,000.00	---	---	5,000.00
ADMINISTRATIVE SVS E&E	07.005	2174	663,559.00	238,214.04	---	425,344.96
ADMINISTRATIVE SVS PS	07.005	3614	712,485.00	531,463.15	---	181,021.85

Economic Development Agencies

Economic Development Administrative
Fund (0547)

MO MANF EXT PARTNERSHIP	07.020	2024	2,600,000.00	---	---	2,600,000.00
BUSINESS PS	07.020	6252	89,338.00	---	---	89,338.00
BUSINESS E&E	07.020	6253	25,308.00	---	---	25,308.00

Regulatory Agencies

Professional Registration Fees Fund (0689)

EXAMINATION & OTHER FEES	07.190	1010	88,000.00	36,355.00	---	51,645.00
ADMINISTRATION PS	07.190	1032	2,736,242.00	2,425,072.96	---	311,169.04
ADMINISTRATION E&E	07.190	2207	1,533,105.00	926,994.47	---	606,110.53
PR REFUNDS	07.190	5407	60,000.00	55,298.34	---	4,701.66

DEPARTMENT OF MENTAL HEALTH

Mental Health Interagency Payments Fund (0109)

DMH IT CONSOLIDATION E&E	10.010	0224	2,420,574.00	2,118,598.16	---	301,975.84
--------------------------	--------	------	--------------	--------------	-----	------------

Office of the Director

Mental Health Interagency Payments Fund (0109)

OFFICE INFO SYSTEMS E&E	10.020	5566	379,926.00	379,926.00	---	---
-------------------------	--------	------	------------	------------	-----	-----

**STATE OF MISSOURI
SUMMARY OF APPROPRIATION ACTIVITY
INTERNAL SERVICE FUNDS
FOR THE APPROPRIATION YEAR 2006**

	H.B. No.	Appr. No.	Appropriations	Expenditures and Transfers Out	Biennial Rollovers to 2007	Lapse of Appropriations
<u>Division of Alcohol and Drug Abuse</u>						
Inmate Revolving Fund (0540)						
ADA TREATMENT SVC E&E	10.080	1047	369,648.00	369,648.00	---	---
<u>Division of Comprehensive Psychiatric Services</u>						
Mental Health Interagency Payments Fund (0109)						
DYS/DFS CLIENTS SVS PS	10.125	0354	462,522.00	147,675.72	---	314,846.28
DYS/DFS CLIENTS SVS E&E	10.125	2060	74,700.00	27,592.99	---	47,107.01
FULTON STATE HOSPITAL E&E	10.145	5273	425,000.00	424,931.41	---	68.59
<u>Division of Mental Retardation - Developmental Disabilities</u>						
Mental Health Interagency Payments Fund (0109)						
DFS CLIENTS	10.210	0399	2,549,857.00	2,549,856.93	---	0.07
<u>DEPARTMENT OF NATURAL RESOURCES</u>						
Natural Resources Cost Allocation Fund (0500)						
DNR IT CONSOLIDATION PS	06.205	0311	1,394,134.00	1,372,461.89	---	21,672.11
DNR IT CONSOLIDATION E&E	06.205	0314	2,734,841.00	2,438,584.72	---	296,256.28
REFUND ACCOUNTS	06.395	2738	4,478.00	---	---	4,478.00
DNR LEASING	13.050	4307	138,919.00	138,041.35	---	877.65
OVERTIME	06.245	7383	21,991.00	---	---	21,991.00
State Facility Maintenance and Operation Fund (0501)						
OVERTIME	06.245	7384	1,111.00	---	---	1,111.00
<u>Office of Director</u>						
Natural Resources Cost Allocation Fund (0500)						
DIRECTOR'S OFFICE PS	06.200	0631	165,905.00	165,896.87	---	8.13
DIRECTOR'S OFFICE E&E	06.200	0634	11,371.00	11,238.25	---	132.75
<u>Outreach and Assistance Center</u>						
Natural Resources Cost Allocation Fund (0500)						
OUTREACH & ASSISTANCE PS	06.210	5439	112,096.00	107,176.40	---	4,919.60

Division of Administrative Support

Natural Resources Cost Allocation Fund (0500)							
DIV OF ADMIN SUPPORT E&E	06.235	2473	547,911.00	184,247.24	---	363,663.76	
DIV OF ADMIN SUPPORT PS	06.235	8823	1,054,686.00	1,017,685.04	---	37,000.96	

Air and Land Protection Division

Natural Resources Cost Allocation Fund (0500)						
ALPD ADMINISTRATION PS	06.210	5428	869,617.00	844,082.19	---	25,534.81
ALPD ADMINISTRATION E&E	06.210	5431	184,883.00	91,100.36	---	93,782.64

Water Protection and Soil Conservation

Natural Resources Cost Allocation Fund (0500)						
WPSCD ADMINISTRATION PS	06.210	5362	547,582.00	546,684.40	---	897.60
WPSCD ADMINISTRATION E&E	06.210	5365	140,676.00	30,926.91	---	109,749.09

**Geological Survey and Resource Assessment
Division**

Natural Resources Cost Allocation Fund (0500)						
ADMIN & SUPPORT PS	06.210	5226	97,707.00	96,083.49	---	1,623.51
ADMIN & SUPPORT E&E	06.210	5227	10,121.00	784.17	---	9,336.83

Division of State Parks

Natural Resources Cost Allocation Fund (0500)						
STATE PARK OPERATION PS	06.265	1952	1,059,377.00	1,056,891.02	---	2,485.98
STATE PARK OPERATION E&E	06.265	1953	138,373.00	82,602.28	---	55,770.72
State Facility Maintenance and Operation Fund (0501)						
STATE PARKS OPERATION PS	06.265	3462	245,966.00	230,109.65	---	15,856.35
STATE PARKS OPERATION E&E	06.265	3463	111,327.00	111,322.80	---	4.20

DEPARTMENT OF PUBLIC SAFETY**Adjutant General**

Office of Administration Revolving Administrative Trust Fund (0505)						
M&R D&C SETTLEMENT	18.015	0709	1,500.00	1,500.00	---	---
Adjutant General Revolving Fund (0530)						
AG FIELD SUPPORT E&E	08.260	0780	26,000.00	24,131.50	---	1,868.50
A G ARMORY RENTALS	08.265	4767	25,000.00	25,000.00	---	---

DEPARTMENT OF SOCIAL SERVICES

Social Services Administrative Trust Fund (0545)						
DSS IT CONSOLIDATION PS	11.010	0551	33,117.00	31,959.03	---	1,157.97
DSS IT CONSOLIDATION E&E	11.010	0553	402,972.00	28,000.00	---	374,972.00
ISTD E&E	11.060	2131	317.00	---	---	317.00

**STATE OF MISSOURI
SUMMARY OF APPROPRIATION ACTIVITY
INTERNAL SERVICE FUNDS
FOR THE APPROPRIATION YEAR 2006**

	H.B. No.	Appr. No.	Appropriations	Expenditures and Transfers Out	Biennial Rollovers to 2007	Lapse of Appropriations
<u>Information Services and Technology</u>						
<u>Division</u>						
Social Services Administrative Trust Fund (0545)						
ISTD PS	11.060	0147	3,596.00	3,533.57	---	62.43
<u>Division of General Services</u>						
Social Services Administrative Trust Fund (0545)						
CENTRALIZED INVENTORY SYS	11.065	1008	5,405,000.00	4,883,358.70	---	521,641.30
GENERAL SERVICES PS	11.065	1661	42,504.00	40,795.45	---	1,708.55
GENERAL SERVICES E&E	11.065	1696	302,496.00	241,578.34	---	60,917.66
<u>DEPARTMENT OF CORRECTIONS</u>						
Working Capital Revolving Fund (0510)						
DOC IT CONSOLIDATION PS	09.010	0573	43,152.00	42,795.00	---	357.00
DOC IT CONSOLIDATION E&E	09.010	0577	223,694.00	48,100.11	---	175,593.89
FUEL AND UTILITIES	09.060	4281	1,500,000.00	1,491,250.76	---	8,749.24
CORRECTIONS LEASING	13.090	6073	107,254.00	105,669.00	---	1,585.00
OVERTIME-WCRF	09.085	7259	20,001.00	107.10	---	19,893.90
WORKFORCE READINESS E&E	09.240	7270	694,349.00	---	---	694,349.00
Inmate Revolving Fund (0540)						
OVERTIME-IRF	09.085	7260	20,001.00	---	---	20,001.00
<u>Division of Human Services</u>						
Inmate Revolving Fund (0540)						
DHS STAFF PS	09.040	6067	320,422.00	251,808.52	---	68,613.48
DHS STAFF E&E	09.040	6068	63,049.00	1,240.47	---	61,808.53
<u>Division of Offender Rehabilitative Services</u>						
Working Capital Revolving Fund (0510)						
VOCATIONAL ENTERPRIS E&E	09.250	2776	25,592,442.00	15,525,303.36	---	10,067,138.64
VOCATIONAL ENTERPRISES PS	09.250	2967	7,422,081.00	6,345,776.02	---	1,076,304.98
PRISON INDUSTRY ENHANCE	09.255	3155	962,762.00	---	---	962,762.00
TELECOMMUNICATIONS	09.035	5681	256,400.00	---	---	256,400.00

Division of Adult Institutions

Working Capital Revolving Fund (0510)

JEFF CITY CORR CTR PS	09.100	1995	203,024.00	154,860.32	---	48,163.68
MOBERLY CORR CTR PS	09.120	1997	169,220.00	156,415.44	---	12,804.56
MO EASTERN CORR CTR PS	09.130	2001	56,806.00	45,478.09	---	11,327.91
ALGOA CORR CTR	09.125	7088	29,003.00	20,690.87	---	8,312.13

Inmate Revolving Fund (0540)

BOONVILLE CORR CTR	09.140	1083	29,003.00	20,280.63	---	8,722.37
OZARK CORR CTR PS	09.115	1996	291,000.00	290,705.16	---	294.84
TIPTON CORR CTR	09.175	6069	79,945.00	34,643.09	---	45,301.91
KC COMM RELEASE CTR	09.270	6072	42,982.00	37,128.00	---	5,854.00
CHILLICOTHE CORR CTR PS	09.135	6112	25,222.00	24,984.00	---	238.00

Division of Probation and Parole

Inmate Revolving Fund (0540)

RESIDENTIAL TRTMT FAC	09.275	1467	2,733,039.00	2,080,859.36	---	652,179.64
P&P STAFF PS	09.260	6070	124,305.00	90,864.00	---	33,441.00
P&P STAFF E&E	09.260	6071	63,048.00	43,996.91	---	19,051.09
COMM CORR COORD UNIT	09.275	9716	141,114.00	136,501.68	---	4,612.32
ELECTRONIC MONITORING	09.275	9717	1,510,021.00	752,489.09	---	757,531.91

Subtotals

182,246,254.00 137,303,057.97 3,630,062.54 41,313,133.49

Appropriated Transfers Out To:

Treasurer's Information Fund (0255)	05.365	T050	5,277.00	3,103.00	---	2,174.00
General Revenue Fund (0101)	05.150	T283	489,090.00	489,090.00	---	---
General Revenue Fund (0101)	05.560	T285	422,376.00	316,737.99	---	105,638.01
Legal Expense Fund (0692)	05.570	T287	25,000.00	---	---	25,000.00
Social Security Contributions Fund (0702)	05.450	T293	3,186,261.00	2,348,907.04	---	837,353.96
State Retirement Contributions Fund (0701)	05.470	T297	5,373,467.00	4,214,790.14	---	1,158,676.86
Missouri State Employees' Deferred Compensation Incentive Plan Administration Fund (0706)	05.490	T300	223,458.00	192,287.27	---	31,170.73
Missouri Consolidated Health Care Plan Benefit Fund (0765)	05.520	T304	7,354,518.00	6,240,449.09	---	1,114,068.91
Office of Administration Revolving Administrative Trust Fund (0505)	05.370	T308	1.00	---	---	1.00
General Revenue Fund (0101)	05.115	T468	10,919.00	10,919.00	---	---
Economic Development Administrative Fund (0547)	07.015	T502	593,586.00	394,827.84	---	198,758.16
Highway Patrol's Motor Vehicle and Aircraft Revolving Fund (0695)	05.330	T541	1,340.00	1,339.14	---	0.86
General Revenue Fund (0101)	12.200	T548	559,776.00	559,774.56	---	1.44
General Revenue Fund (0101)	05.360	T650	36,347.00	36,210.00	---	137.00

**STATE OF MISSOURI
SUMMARY OF APPROPRIATION ACTIVITY
INTERNAL SERVICE FUNDS
FOR THE APPROPRIATION YEAR 2006**

	H.B. No.	Appr. No.	Appropriations	Expenditures and Transfers Out	Biennial Rollovers to 2007	Lapse of Appropriations
General Revenue Fund (0101)	05.360	T712	79,612.00	79,611.00	---	1.00
General Revenue Fund (0101)	05.360	T713	170,060.00	170,017.00	---	43.00
General Revenue Fund (0101)	05.360	T714	537,622.00	536,077.00	---	1,545.00
General Revenue Fund (0101)	05.360	T715	318,581.00	315,284.00	---	3,297.00
General Revenue Fund (0101)	05.360	T716	1,373.00	1,373.00	---	---
General Revenue Fund (0101)	05.360	T717	1,045.00	1,020.00	---	25.00
General Revenue Fund (0101)	05.360	T718	3,370.00	3,328.00	---	42.00
General Revenue Fund (0101)	05.360	T719	599.00	587.00	---	12.00
General Revenue Fund (0101)	05.360	T720	593.00	589.00	---	4.00
General Revenue Fund (0101)	05.360	T721	50,866.00	49,602.00	---	1,264.00
General Revenue Fund (0101)	05.360	T722	40,383.00	40,309.00	---	74.00
General Revenue Fund (0101)	05.360	T724	18,272.00	18,267.00	---	5.00
General Revenue Fund (0101)	05.360	T812	39,151.00	39,151.00	---	---
Professional Registration Fees Fund (0689)	07.320	T902	1.00	---	---	1.00
Subtotals			<u>19,542,944.00</u>	<u>16,063,650.07</u>	<u>---</u>	<u>3,479,293.93</u>
Totals			<u>\$ 201,789,198.00</u>	<u>\$ 153,366,708.04</u>	<u>\$ 3,630,062.54</u>	<u>\$ 44,792,427.42</u>

**STATE OF MISSOURI
SUMMARY OF APPROPRIATION ACTIVITY
AGENCY FUNDS
FOR THE APPROPRIATION YEAR 2006**

	H.B. No.	Appr. No.	Appropriations	Expenditures and Transfers Out	Biennial Rollovers to 2007	Lapse of Appropriations
<u>JUDICIARY</u>						
<u>Circuit Courts</u>						
Circuit Courts Escrow Fund (0718)						
CIRCUIT CT DEBT OFFSET EE	14.235	1210	\$ 500,000.00	\$ ---	\$ ---	\$ 500,000.00
Debt Offset Escrow Fund (0753)						
DEBT OFFSET	12.350	4004	500,000.00	462,509.45	---	37,490.55
<u>Debt Offset Escrow Fund</u>						
Debt Offset Escrow Fund (0753)						
DEBT OFFSET ESCROW FUND	12.400	3023	1,500,000.00	1,174,067.71	---	325,932.29
<u>OFFICE OF ADMINISTRATION</u>						
<u>Division of Accounting</u>						
State Retirement Contributions Fund (0701)						
RETIREMENT SYSTEM CONTR	05.480	9179	244,547,352.00	221,823,917.24	---	22,723,434.76
Social Security Contributions (OASDI/Medicare) Fund (0702)						
OASDHI CONTRIBUTIONS	05.440	0136	151,362,362.00	140,906,889.83	---	10,455,472.17
	& 05.465					
Missouri State Employees' Deferred Compensation Incentive Plan Agreement Fund (0706)						
DEFERRED COMP PAYMENTS	05.505	0036	11,266,064.00	11,266,050.00	---	14.00
Missouri Consolidated Health Care Plan Benefit Fund (0765)						
MOCHCP CONTRIBUTIONS	05.530	1335	322,119,324.00	317,823,632.42	---	4,295,691.58
Missouri State Employees' Voluntary Life Insurance Fund (0910)						
VOLUNTARY LIFE INSURANCE	05.540	0045	1,349,572.00	1,349,571.09	---	0.91
<u>Division of Purchasing and Materials Management</u>						
Proceeds of Surplus Property Sales Fund (0710)						
SURPLUS PROP SALE PROCEED	05.095	1576	205,800.00	205,252.61	---	547.39

DEPARTMENT OF AGRICULTURE

Division of Animal Health

Agriculture Bond Trustee Fund (0756)

BOND TRUSTEE ACCOUNT	06.085	3120	135,000.00	---	---	135,000.00
----------------------	--------	------	------------	-----	-----	------------

DEPARTMENT OF ECONOMIC DEVELOPMENT

Economic Development Agencies

Missouri Community College Job Retention
Training Program Fund (0717)

JOBS RETENTION TRG PRG	07.045	7151	5,000,000.00	2,882,995.33	---	2,117,004.67
------------------------	--------	------	--------------	--------------	-----	--------------

DEPARTMENT OF HIGHER EDUCATION

Higher Education Administration

Debt Offset Escrow Fund (0753)

LOAN PRGM REFUND OFFSET	03.130	2000	400,000.00	328,635.35	---	71,364.65
-------------------------	--------	------	------------	------------	-----	-----------

CC TAX REFUND OFFSET	03.145	3386	605,000.00	604,422.95	---	577.05
----------------------	--------	------	------------	------------	-----	--------

Proprietary School Bond Fund (0760)

PROPRIETARY SCHOOL BOND	03.015	7986	100,000.00	---	---	100,000.00
-------------------------	--------	------	------------	-----	-----	------------

State Colleges and Universities

Debt Offset Escrow Fund (0753)

LINN STATE TECH COLLEGE	03.150	0076	30,000.00	---	---	30,000.00
-------------------------	--------	------	-----------	-----	-----	-----------

CENTRAL MO STATE UNIV	03.155	2004	150,000.00	129,294.00	---	20,706.00
-----------------------	--------	------	------------	------------	-----	-----------

SOUTHEAST MO STATE UNIV	03.160	2008	75,000.00	32,558.10	---	42,441.90
-------------------------	--------	------	-----------	-----------	-----	-----------

SOUTHWEST MO STATE UNIV	03.165	2011	250,000.00	224,424.68	---	25,575.32
-------------------------	--------	------	------------	------------	-----	-----------

LINCOLN UNIVERSITY	03.170	2014	75,000.00	31,483.24	---	43,516.76
--------------------	--------	------	-----------	-----------	-----	-----------

TRUMAN STATE UNIVERSITY	03.175	2017	75,000.00	---	---	75,000.00
-------------------------	--------	------	-----------	-----	-----	-----------

NORTHWEST MO STATE UNIV	03.180	2020	75,000.00	42,217.34	---	32,782.66
-------------------------	--------	------	-----------	-----------	-----	-----------

MO SOUTHERN UNIV-JOPLIN	03.185	2023	75,000.00	4,765.36	---	70,234.64
-------------------------	--------	------	-----------	----------	-----	-----------

MISSOURI WESTERN COLLEGE	03.190	2026	115,000.00	110,411.71	---	4,588.29
--------------------------	--------	------	------------	------------	-----	----------

HARRIS STOWE STATE COLL	03.195	2030	75,000.00	---	---	75,000.00
-------------------------	--------	------	-----------	-----	-----	-----------

UNIV OF MISSOURI CAMPUSES	03.200	2034	200,000.00	---	---	200,000.00
---------------------------	--------	------	------------	-----	-----	------------

**DEPARTMENT OF HEALTH AND
SENIOR SERVICES**

Administration

Debt Offset Escrow Fund (0753)

DEBT OFFSET ESCROW	10.625	0258	37,684.00	---	---	37,684.00
--------------------	--------	------	-----------	-----	-----	-----------

REFUNDS	10.635	7340	12,316.00	---	---	12,316.00
---------	--------	------	-----------	-----	-----	-----------

**STATE OF MISSOURI
SUMMARY OF APPROPRIATION ACTIVITY
AGENCY FUNDS
FOR THE APPROPRIATION YEAR 2006**

	<u>H.B. No.</u>	<u>Appr. No.</u>	<u>Appropriations</u>	<u>Expenditures and Transfers Out</u>	<u>Biennial Rollovers to 2007</u>	<u>Lapse of Appropriations</u>
<u>DEPARTMENT OF LABOR AND INDUSTRIAL RELATIONS</u>						
<u>Division of Employment Security</u>						
Debt Offset Escrow Fund (0753)						
DEBT OFFSET ESCROW FUND	07.895	2146	2,450,000.00	2,391,573.13	---	58,426.87
<u>DEPARTMENT OF MENTAL HEALTH</u>						
Debt Offset Escrow Fund (0753)						
REFUNDS	10.025	1837	92,164.00	92,163.43	---	0.57
<u>DEPARTMENT OF PUBLIC SAFETY</u>						
Missouri Military Family Relief Fund (0719)						
MO MILITARY FAMILY RELIEF	14.135	1173	94,750.00	5,000.00	---	89,750.00
MO MIL FAMILY RELIEF E&E	14.135	2925	5,250.00	---	---	5,250.00
<u>DEPARTMENT OF REVENUE</u>						
<u>Legal and Fiscal Services</u>						
American Cancer Society, Heartland Division, Inc. Fund (0700)						
INCOME TAX CHECK OFF DIST	04.145	7296	3,000.00	2,738.04	---	261.96
ALS Lou Gehrig's Disease Fund (0703)						
INCOME TAX CHECK OFF DIST	04.145	7297	3,000.00	2,226.75	---	773.25
American Lung Association of Missouri Fund (0704)						
INCOME TAX CHECK OFF DIST	04.145	7298	1,500.00	1,206.12	---	293.88
Muscular Dystrophy Association Fund (0707)						
INCOME TAX CHECK OFF DIST	04.145	7299	1,500.00	1,314.63	---	185.37
Arthritis Foundation Fund (0708)						
INCOME TAX CHECK OFF DIST	04.145	7300	3,418.00	3,181.06	---	236.94
National Multiple Sclerosis Society Fund (0709)						
INCOME TAX CHECK OFF DIST	04.145	7301	2,100.00	2,048.31	---	51.69
American Diabetes Association Gateway Area Fund (0713)						
INCOME TAX CHECK OFF DIST	04.145	7302	2,000.00	1,775.81	---	224.19

American Heart Association Fund (0714)							
INCOME TAX CHECK OFF DIST	04.145	7303	1,700.00	1,659.59	---	40.41	
March of Dimes Fund (0716)							
INCOME TAX CHECK OFF DIST	04.145	7304	1,700.00	1,661.94	---	38.06	

Division of Taxation

Debt Offset Escrow Fund (0753)						
DEBT OFFSET	04.110	3985	250,000.00	206,190.11	---	43,809.89

DEPARTMENT OF SOCIAL SERVICES

Family Support Division

Debt Offset Escrow Fund (0753)						
DISTRIBUTION PASS THROUGH	11.210	1716	9,000,000.00	4,790,382.81	---	4,209,617.19
Subtotals			752,747,556.00	706,906,220.14	---	45,841,335.86

Appropriated Transfers Out To:

Treasurer's Information Fund (0255)	05.365	T050	380.00	380.00	---	---
Missouri State Employees' Deferred Compensation Incentive Plan Administration Fund (0706)	05.490	T300	100.00	---	---	100.00
Missouri Consolidated Health Care Plan Benefit Fund (0765)	05.520	T304	18.00	---	---	18.00
Family Support Division Collections Fund (0169)	05.330	T541	1,124,944.72	1,124,944.68	---	0.04
Social Services and Other Sources Fund (0610)	05.330	T541	5,839,490.28	5,839,490.10	---	0.18
Circuit Courts Escrow Fund (0718)	05.335	T542	21,931.00	21,930.34	---	0.66
General Revenue Fund (0101)	12.195	T546	172,000.00	171,869.10	---	130.90
General Revenue Fund (0101)	05.360	T820	18,428.00	18,428.00	---	---
General Revenue Fund (0101)	05.360	T924	55,081.00	55,081.00	---	---
General Revenue Fund (0101)	05.100	T975	207,534.54	136,375.30	---	71,159.24
Vocational Rehabilitation Fund (0104)	05.100	T975	5,431.88	3,569.40	---	1,862.48
Elementary and Secondary Education Fund (0105)	05.100	T975	558.01	366.68	---	191.33
Labor and Industrial Relations Administrative Fund (0122)	05.100	T975	8,775.64	5,766.66	---	3,008.98
Facilities Maintenance Reserve Fund (0124)	05.100	T975	5,384.41	3,538.21	---	1,846.20
Natural Resources Fund (0140)	05.100	T975	3,355.96	2,205.27	---	1,150.69
Health Fund (0143)	05.100	T975	6,029.62	3,962.19	---	2,067.43
Mental Health Fund (0148)	05.100	T975	469.61	308.59	---	161.02
Public Safety Fund (0152)	05.100	T975	25,481.38	16,744.35	---	8,737.03
Job Development and Training Fund (0155)	05.100	T975	4,172.00	2,741.51	---	1,430.49
Assistive Technology Federal Fund (0188)	05.100	T975	151.75	99.72	---	52.03
Federal Drug Seizure Fund (0194)	05.100	T975	1,250.26	821.57	---	428.69
Secretary of State's Technology Trust Fund Account Fund (0266)	05.100	T975	1,547.84	1,017.12	---	530.72

**STATE OF MISSOURI
SUMMARY OF APPROPRIATION ACTIVITY
AGENCY FUNDS
FOR THE APPROPRIATION YEAR 2006**

	H.B. No.	Appr. No.	Appropriations	Expenditures and Transfers Out	Biennial Rollovers to 2007	Lapse of Appropriations
Division of Tourism Supplemental Revenue Fund (0274)	05.100	T975	122.00	80.17	---	41.83
Gaming Commission Fund (0286)	05.100	T975	1,975.19	1,297.94	---	677.25
Animal Health Laboratory Fees Fund (0292)	05.100	T975	121.74	80.00	---	41.74
Federal Surplus Property Fund (0407)	05.100	T975	317,743.36	208,796.46	---	108,946.90
State Parks Earnings Fund (0415)	05.100	T975	13,138.74	8,633.74	---	4,505.00
Natural Resources Revolving Services Fund (0425)	05.100	T975	54,155.96	35,587.02	---	18,568.94
Missouri Veterans' Homes Fund (0460)	05.100	T975	3,223.01	2,117.91	---	1,105.10
Natural Resources Cost Allocation Fund (0500)	05.100	T975	5,048.08	3,317.20	---	1,730.88
State Facility Maintenance and Operation Fund (0501)	05.100	T975	971.94	638.68	---	333.26
Office of Administration Revolving Administrative Trust Fund (0505)	05.100	T975	277,551.90	182,385.17	---	95,166.73
Working Capital Revolving Fund (0510)	05.100	T975	3,613.58	2,374.56	---	1,239.02
Inmate Revolving Fund (0540)	05.100	T975	1.00	---	---	1.00
Economic Development Administrative Fund (0547)	05.100	T975	120.40	79.12	---	41.28
Division of Finance Fund (0550)	05.100	T975	2,527.81	1,661.08	---	866.73
Insurance Examiners Fund (0552)	05.100	T975	5,822.47	3,826.07	---	1,996.40
Insurance Dedicated Fund (0566)	05.100	T975	668.29	439.15	---	229.14
Natural Resources Protection - Water Pollution Permit Fee Subaccount Fund (0568)	05.100	T975	122.00	80.17	---	41.83
Solid Waste Management - Scrap Tire Subaccount Fund (0569)	05.100	T975	123.54	81.18	---	42.36
Solid Waste Management Fund (0570)	05.100	T975	215.87	141.85	---	74.02
Natural Resources Protection - Air Pollution Permit Fee Subaccount Fund (0594)	05.100	T975	476.17	312.90	---	163.27
Public Service Commission Fund (0607)	05.100	T975	7,398.96	4,862.01	---	2,536.95
Parks Sales Tax Fund (0613)	05.100	T975	58,164.51	38,221.12	---	19,943.39
Soil and Water Sales Tax Fund (0614)	05.100	T975	842.02	553.31	---	288.71
State Highways and Transportation Department Fund (0644)	05.100	T975	11,156.47	7,331.15	---	3,825.32
Milk Inspection Fees Fund (0645)	05.100	T975	141.22	92.80	---	48.42
Water and Wastewater Loan Fund (0649)	05.100	T975	157.72	103.64	---	54.08
Workers' Compensation Fund (0652)	05.100	T975	1,905.57	1,252.19	---	653.38
Workers' Compensation - Second Injury Fund (0653)	05.100	T975	235.77	154.93	---	80.84

Criminal Record System Fund (0671)	05.100	T975	241.04	158.39	---	82.65
Hazardous Waste Fund (0676)	05.100	T975	109.66	72.06	---	37.60
Safe Drinking Water Fund (0679)	05.100	T975	115.23	75.72	---	39.51
Missouri Office of Prosecution Services Fund (0680)	05.100	T975	132.91	87.34	---	45.57
Professional Registration Fees Fund (0689)	05.100	T975	2,401.76	1,578.25	---	823.51
Guaranty Agency Operating Fund (0880)	05.100	T975	311.21	204.50	---	106.71
General Revenue Fund (0101)	04.140	T989	2,250.00	---	---	2,250.00
			<u>8,275,823.00</u>	<u>7,916,317.57</u>	<u>---</u>	<u>359,505.43</u>
Subtotals						
Totals			<u>\$ 761,023,379.00</u>	<u>\$ 714,822,537.71</u>	<u>\$ ---</u>	<u>\$ 46,200,841.29</u>

**STATE OF MISSOURI
SUMMARY OF APPROPRIATION ACTIVITY
PRIVATE PURPOSE TRUST FUNDS
FOR THE APPROPRIATION YEAR 2006**

	H.B. No.	Appr. No.	Appropriations	Expenditures and Transfers Out	Biennial Rollovers to 2007	Lapse of Appropriations
<u>EXECUTIVE</u>						
<u>State Treasurer</u>						
Abandoned Fund Account Fund (0863)						
STATE TREASURER PS	12.155	0870	\$ 455,480.00	\$ 445,526.86	\$ ---	\$ 9,953.14
STATE TREASURER E&E	12.155	0872	98,600.00	95,051.46	---	3,548.54
OVERTIME	12.160	1040	14,000.00	13,907.22	---	92.78
AF ADVERTISING & AUCTIONS	12.155	1321	513,001.00	508,411.65	---	4,589.35
AF CLAIMS	12.170	3173	20,000,000.00	19,462,594.33	---	537,405.67
<u>DEPARTMENT OF HIGHER EDUCATION</u>						
<u>State Colleges and Universities</u>						
State Seminary Fund (0872)						
SEMINARY FUND INVESTMENTS	03.250	0633	3,000,000.00	2,819,405.62	---	180,594.38
<u>DEPARTMENT OF SOCIAL SERVICES</u>						
<u>Children's Division</u>						
Alternative Care Trust Fund (0905)						
FOSTER CARE CHILDRENS ACC	11.280	8181	12,000,000.00	10,554,456.88	---	1,445,543.12
Subtotals			<u>36,081,081.00</u>	<u>33,899,354.02</u>	---	<u>2,181,726.98</u>
Appropriated Transfers Out To:						
Social Security Contributions Fund (0702)	05.450	T293	33,100.00	33,098.70	---	1.30
State Retirement Contributions Fund (0701)	05.470	T297	60,865.00	60,488.56	---	376.44
Missouri State Employees' Deferred Compensation Incentive Plan Administration Fund (0706)	05.490	T300	3,150.00	3,120.12	---	29.88
Missouri Consolidated Health Care Plan Benefit Fund (0765)	05.520	T304	105,310.00	105,102.03	---	207.97
General Revenue Fund (0101)	12.180	T547	51,356,574.00	51,356,573.14	---	0.86
General Revenue Fund (0101)	05.360	T852	1,095,454.00	1,068,232.00	---	27,222.00
Mental Health Trust Fund (0926)	10.030	T938	50,000.00	31,160.93	---	18,839.07
State Public School Fund (0817)	12.205	T973	1,000,000.00	---	---	1,000,000.00
Subtotals			<u>53,704,453.00</u>	<u>52,657,775.48</u>	---	<u>1,046,677.52</u>
Totals			<u>\$ 89,785,534.00</u>	<u>\$ 86,557,129.50</u>	<u>\$ ---</u>	<u>\$ 3,228,404.50</u>

STATE OF MISSOURI
NOTES TO THE APPROPRIATION ACTIVITY REPORT
APPROPRIATION YEAR 2006

Note 4 – Court Ordered Desegregation

The expenditures of the St. Louis Desegregation Plan are mandated by court order. The amounts paid for the current year and prior years are:

<u>Appropriation Year</u>	<u>Projected Expenditures</u>	<u>Expenditures</u>	<u>Lapses</u>
2006	\$ 13,000,000	\$ 13,000,000	\$ ---
2005	15,000,000	15,000,000	---
2004	16,500,000	16,500,000	---
2003	20,000,000	20,000,000	---
2002	20,000,000	20,000,000	---
2001	50,000,000	50,000,000	---
2000	53,500,000	53,476,585	23,415
1999	191,862,972	188,799,736	3,063,236
1998	158,800,000	147,021,949	11,778,051
1997	151,700,000	138,086,852	13,613,148
1996	153,700,000	148,291,471	5,408,529
1995	155,700,000	139,258,397	16,441,603
1994	147,600,000	134,202,695	13,397,305
1993	147,100,000	136,028,438	11,071,562
1992	144,600,000	137,189,737	7,410,263
1991	135,200,000	132,695,771	2,504,229
1990	135,000,000	122,161,135	12,838,865
1989	129,000,000	116,999,047	12,000,953
1988	107,200,000	93,957,886	13,242,114
1987	84,700,000	83,473,429	1,226,571
1986	74,800,000	66,300,504	8,499,496
1985	59,200,000	57,095,304	2,104,696
1984	40,400,000	37,424,743	2,975,257
1983	21,000,000	17,187,556	3,812,444
1982	13,500,000	13,140,216	359,784
1981	10,180,490	8,530,000	1,650,490

STATE OF MISSOURI
NOTES TO THE APPROPRIATION ACTIVITY REPORT
APPROPRIATION YEAR 2006

Note 5 – General Fund

The General Fund includes General Revenue Funds and Federal Funds.

Fund Number	Fund Name
----------------	-----------

General Revenue Funds:

0100	Budget Reserve
0101	General Revenue
0108	Uncompensated Care
0113	Health Interagency Payments
0124	Facilities Maintenance Reserve
0128	State Property Preservation
0139	Intergovernmental Transfer
0142	Federal Reimbursement Allowance
0144	Pharmacy Reimbursement Allowance
0160	Medicaid Managed Care Organization Reimbursement Allowance
0161	Title XIX – Patient Placement
0164	State Treasurer's General Operation
0169	Child Support Enforcement Collections
0172	Missouri Technology Investment
0173	Microenterprise Loan
0174	Missouri Water Development
0176	General Revenue Reimbursements
0177	Missouri Humanities Council Trust
0179	General Revenue – Cultural Sub-Account
0196	Nursing Facility Federal Reimbursement Allowance
0198	Post Closure
0603	Attorney General's Court Costs
0617	Disproportionate Share
0666	Attorney General's Anti-Trust
0686	State Elections Subsidy
0692	State Legal Expense

Federal Funds

0104-0199	<i>(excluding Fund Numbers listed above and 0109, 0131, 0134, and 0170)</i>
0610	Division of Family Services – Administrative
0663	Missouri Disaster
0697	Abandoned Mined Reclamation
0782	Justice Assistance Grant Program
0948	Unemployment Compensation Administration

This reporting is consistent with Missouri's Comprehensive Annual Financial Report.

STATE OF MISSOURI
NOTES TO THE APPROPRIATION ACTIVITY REPORT
APPROPRIATION YEAR 2006

Note 6 – General Revenue Fund

Operational results for the General Revenue Fund (Fund 0101) for fiscal year 2006 are as follows:

Revenues	
Taxes	\$ 8,207,766,668
Licenses, Fees, and Permits	75,682,121
Sales, Services, Leases and Rentals	92,059,410
Bond Sale Proceeds	---
Contributions and Intergovernmental	8,495,782
Interest, Penalties, and Unclaimed Property	37,518,530
Refunds	17,340,273
Miscellaneous Revenues	<u>22,428,567</u>
Subtotal	8,461,291,351
Transfers In	<u>1,040,891,038</u>
Total Revenues and Transfers In	9,502,182,389
Expenditures	
Personal Service	1,003,796,615
Expense and Equipment	464,691,567
Capital Improvements	12,257,440
Program Specific	3,718,870,142
Refunds	---
Court Order Desegregation Payments	<u>13,000,000</u>
Subtotal	5,212,615,764
Transfers Out	<u>3,893,966,008</u>
Total Expenditures and Transfers Out	<u>9,106,581,772</u>
Excess Revenues and Transfers In	<u>\$ 395,600,617</u>

Note 7 – Refunds

In fiscal year 2006, refunds in the amount of \$1,185,966,194 for all funds and \$1,128,904,333 for general revenue funds are reported on a separate line on page 3 and page 5 of this report. Refunds are reported as program specific expenditures on all remaining pages.

Note 8 – Debt Service

Debt Service includes payments made by the Office of Administration for the General Obligation bonds, the Board of Public Building Bonds, and certain capital lease payments. Other debt payments are reported as operating costs of the department which pays them.