

STATE OF MISSOURI

APPROPRIATION ACTIVITY REPORT




APPROPRIATION YEAR 2007

**OFFICE OF ADMINISTRATION
DIVISION OF ACCOUNTING**

APPROPRIATION ACTIVITY REPORT

APPROPRIATION YEAR 2007



STATE OF MISSOURI

MATT BLUNT
GOVERNOR

MICHAEL N. KEATHLEY
COMMISSIONER
OFFICE OF ADMINISTRATION

THOMAS J. SADOWSKI
DIRECTOR
DIVISION OF ACCOUNTING

(THIS PAGE INTENTIONALLY LEFT BLANK)

Matt Blunt
Governor



Michael N. Keathley
Commissioner

State of Missouri
OFFICE OF ADMINISTRATION
Division of Accounting
570 Truman Building, 301 West High Street
Post Office Box 809
Jefferson City, Missouri 65102
(573) 751-2971
INTERNET: <http://www.oa.mo.gov/acct>
E-MAIL: acctmail@mail.mo.gov

Thomas J. Sadowski
Director

September 20, 2007

The Honorable Matt Blunt
Governor of Missouri
State Capitol
Jefferson City, Missouri 65101

Dear Governor Blunt:

I am pleased to submit the Appropriation Activity Report of the State of Missouri for the appropriation year July 1, 2006 through July 31, 2007.

This report, together with the annual combined financial report of the Missouri Department of Revenue and the Office of the State Treasurer, will fulfill the statutory requirements for financial reporting under Section 32.060 of the Missouri Revised Statutes.

These statements present a comparative analysis of revenues to expenditures and appropriations to expenditures for Appropriation Year 2007. This report also includes a detailed analysis of appropriations and expenditures by departments, fund groups and major categories. This report is prepared on a budgetary (non-GAAP) basis of accounting. Under the budgetary basis of accounting, revenues are recorded when cash is received and expenditures when the liabilities for them are recorded.

Sincerely,

A handwritten signature in black ink that reads "Thomas Sadowski".

Thomas Sadowski, CGFM, CPA
Director

**STATE OF MISSOURI
REVENUES - ALL FUNDS AND GENERAL REVENUE FUNDS
FOR FISCAL YEARS 2007 AND 2006**

	Fiscal Year 2007		Fiscal Year 2006	
	All Funds	General Revenue Funds	All Funds	General Revenue Funds
<u>TAXES</u>				
Sales and Use Tax	\$ 3,269,150,156	\$ 2,042,376,912	\$ 3,097,186,977	\$ 1,993,449,255
Income Tax	6,290,741,447	6,280,493,055	5,889,520,913	5,880,866,142
Premium Tax	294,947,270	224,369,232	283,331,539	211,731,183
Commodity Tax	140,206,727	30,044,159	140,865,338	28,315,252
Corporation Franchise Tax	77,788,371	77,788,371	77,827,368	77,827,368
Motor Vehicle Fuel/Use Tax	745,559,467	---	748,243,265	6,769
Inheritance Tax	5,971,861	5,971,860	15,569,883	15,569,883
Miscellaneous Taxes	361,521,104	29,788,932	385,821,689	61,209,034
Total Taxes	11,185,886,403	8,690,832,521	10,638,366,972	8,268,974,886
<u>LICENSES, FEES AND PERMITS</u>				
Licenses and Permits	337,808,283	6,735,083	370,350,444	6,408,533
Collection Fees	22,675,134	22,613,473	21,095,935	21,040,413
Registration Fees	39,072,687	32,954,048	35,894,313	31,030,270
Regulatory Fees	77,569,185	836,062	72,998,487	881,525
Inspection Fees	9,188,800	503,927	9,400,626	511,751
Court Fees	23,032,841	13,886,619	22,925,711	14,155,777
Financial Institute Exam Fees	7,911,716	---	7,924,104	---
Miscellaneous Fees	128,508,218	1,720,382	113,994,230	1,890,139
Total Licenses, Fees and Permits	645,766,864	79,249,594	654,583,850	75,918,408
<u>SALES</u>				
Bond Sales	829,993,881	---	370,196,047	---
Working Capital Revolving Fund Sales	28,856,924	---	28,467,750	---
Lottery Sales	405,909,024	---	416,691,040	---
Sales	55,668,171	10,656,674	34,243,070	1,960,056
Total Sales	1,320,428,000	10,656,674	849,597,907	1,960,056
<u>LEASES AND RENTALS</u>				
Concessions and Recreational Rentals and Leases	2,266,154	802	2,348,190	802
Miscellaneous Leases and Rentals	29,314,790	61,742	27,333,924	28,990
Total Leases and Rentals	31,580,944	62,544	29,682,114	29,792

**STATE OF MISSOURI
REVENUES - ALL FUNDS AND GENERAL REVENUE FUNDS
FOR FISCAL YEARS 2007 AND 2006**

	Fiscal Year 2007		Fiscal Year 2006	
	All Funds	General Revenue Funds	All Funds	General Revenue Funds
<u>SERVICES</u>				
Medicaid Services	211,580,707	65,345,104	218,533,460	69,055,009
Medicare Services	14,355,763	12,138,781	11,840,541	11,102,228
Other Medical Services	8,765,845	8,758,932	10,022,984	9,796,831
Other Services	171,204	45	162,775	---
Interagency Services	138,680,286	609,406	100,464,778	336,459
Total Services	<u>373,553,805</u>	<u>86,852,268</u>	<u>341,024,538</u>	<u>90,290,527</u>
<u>CONTRIBUTIONS AND INTER- GOVERNMENTAL RECEIPTS</u>				
Federal Grants	7,255,746,691	1,380,693,764	7,191,905,134	1,323,774,712
Others	77,196,527	1,005,146	85,715,387	315,500
Total Contributions and Intergovernmental Receipts	<u>7,332,943,218</u>	<u>1,381,698,910</u>	<u>7,277,620,521</u>	<u>1,324,090,212</u>
<u>INTEREST, PENALTIES AND UNCLAIMED PROPERTIES</u>				
Interest	183,043,953	85,337,251	130,638,446	53,138,146
Penalties	13,437,038	645,935	23,957,050	1,634,867
Unclaimed Properties	91,118,981	211,183	92,367,977	500,235
Total Interest, Penalties and Unclaimed Properties	<u>287,599,972</u>	<u>86,194,369</u>	<u>246,963,473</u>	<u>55,273,248</u>
<u>REFUNDS</u>				
Medicare-Medicaid Refunds	226,517,358	6,280,767	413,909,727	12,914,201
School Refunds	5,047,612	2,954,727	5,663,799	2,658,260
Cost Reimbursements	693,320	693,320	565,968	565,968
Miscellaneous Refunds	10,257,406	1,138,341	8,142,338	1,228,639
Total Refunds	<u>242,515,696</u>	<u>11,067,155</u>	<u>428,281,832</u>	<u>17,367,068</u>
<u>MISCELLANEOUS RECEIPTS</u>				
Redeposit of Investment/ Loan Principal	41,903,373	---	35,606,333	---
Bond Account	6,305,705	6,303,685	6,375,510	6,375,510
Miscellaneous Receipts	474,449,970	29,207,976	431,459,162	34,076,900
Total Miscellaneous Receipts	<u>522,659,048</u>	<u>35,511,661</u>	<u>473,441,005</u>	<u>40,452,410</u>
TOTAL REVENUES	<u><u>\$ 21,942,933,950</u></u>	<u><u>\$ 10,382,125,696</u></u>	<u><u>\$ 20,939,562,212</u></u>	<u><u>\$ 9,874,356,607</u></u>

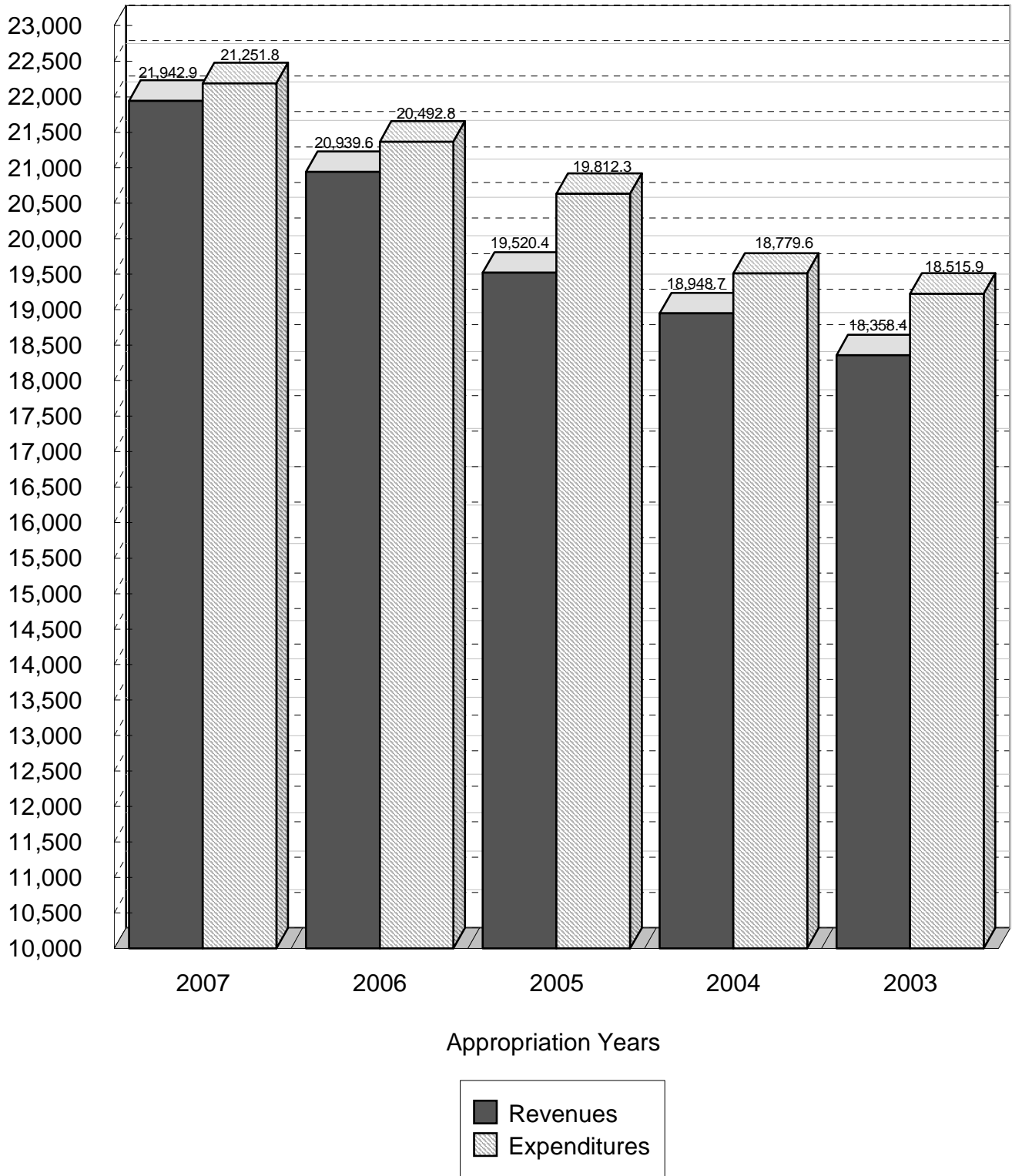
The notes are an integral part of this report.

STATE OF MISSOURI
SCHEDULE OF REVENUES, EXPENDITURES AND TRANSFERS
FOR THE PAST FIVE YEARS - ALL FUNDS

	Fiscal Year 2007	Fiscal Year 2006	Fiscal Year 2005	Fiscal Year 2004	Fiscal Year 2003
<u>REVENUES AND TRANSFERS IN</u>					
Revenues					
Taxes	\$ 11,185,886,403	\$ 10,638,366,972	\$ 9,959,783,358	\$ 9,523,453,463	\$ 9,116,302,626
Licenses, Fees and Permits	645,766,864	654,583,850	624,002,226	611,292,774	590,254,798
Sales, Services, Leases and Rentals	895,568,868	850,108,512	716,018,981	712,287,275	669,505,517
Bond Sale Proceeds	829,993,881	370,196,047	---	262,829,539	398,337,310
Contributions and Intergovernmental	7,332,943,218	7,277,620,521	7,197,980,125	6,772,445,217	6,554,375,002
Interest, Penalties and Unclaimed Properties	287,599,972	246,963,473	153,879,395	150,930,937	128,061,473
Refunds	242,515,696	428,281,832	347,830,668	270,454,635	241,327,807
Miscellaneous Revenues	522,659,048	473,441,005	520,914,060	645,049,984	660,240,056
Total Revenues	21,942,933,950	20,939,562,212	19,520,408,813	18,948,743,824	18,358,404,589
Total Transfers In	7,036,854,996	7,146,391,450	6,281,599,175	6,320,713,083	6,471,163,936
Total Revenues and Transfers In	<u>\$ 28,979,788,946</u>	<u>\$ 28,085,953,662</u>	<u>\$ 25,802,007,988</u>	<u>\$ 25,269,456,907</u>	<u>\$ 24,829,568,525</u>
	Appropriation Year 2007	Appropriation Year 2006	Appropriation Year 2005	Appropriation Year 2004	Appropriation Year 2003
<u>EXPENDITURES AND TRANSFERS OUT</u>					
Expenditures					
Personal Service Expense and Equipment	\$ 2,937,212,067	\$ 2,778,457,229	\$ 2,774,525,126	\$ 2,602,286,428	\$ 3,277,067,867
Capital Improvements	1,650,553,875	1,567,672,210	1,503,661,254	1,485,537,149	1,520,763,090
Program Specific	1,313,597,998	1,204,420,755	897,297,466	1,072,039,063	1,150,274,493
Refunds (Note 7)	14,064,085,947	13,743,238,856	13,494,177,232	12,476,813,097	11,282,224,805
Article X Distribution (Note 3)	---	---	---	---	5,950,032
Court Ordered Desegregation Payments (Note 4)	12,000,000	13,000,000	15,000,000	16,500,000	20,000,000
Total Expenditures	21,251,817,527	20,492,755,244	19,812,280,324	18,779,641,569	18,515,931,425
Transfers Out	7,036,854,996	7,146,391,450	6,281,624,533	6,320,713,083	6,471,163,936
Total Expenditures and Transfers Out	28,288,672,523	27,639,146,694	26,093,904,857	25,100,354,652	24,987,095,361
Excess Revenues and Transfers In (Expenditures and Transfers Out)	<u>\$ 691,116,423</u>	<u>\$ 446,806,968</u>	<u>\$ (291,896,869)</u>	<u>\$ 169,102,255</u>	<u>\$ (157,526,836)</u>

The notes are an integral part of this report.

STATE OF MISSOURI
CHART OF REVENUES AND EXPENDITURES
FOR THE PAST FIVE YEARS - ALL FUNDS
Millions of Dollars

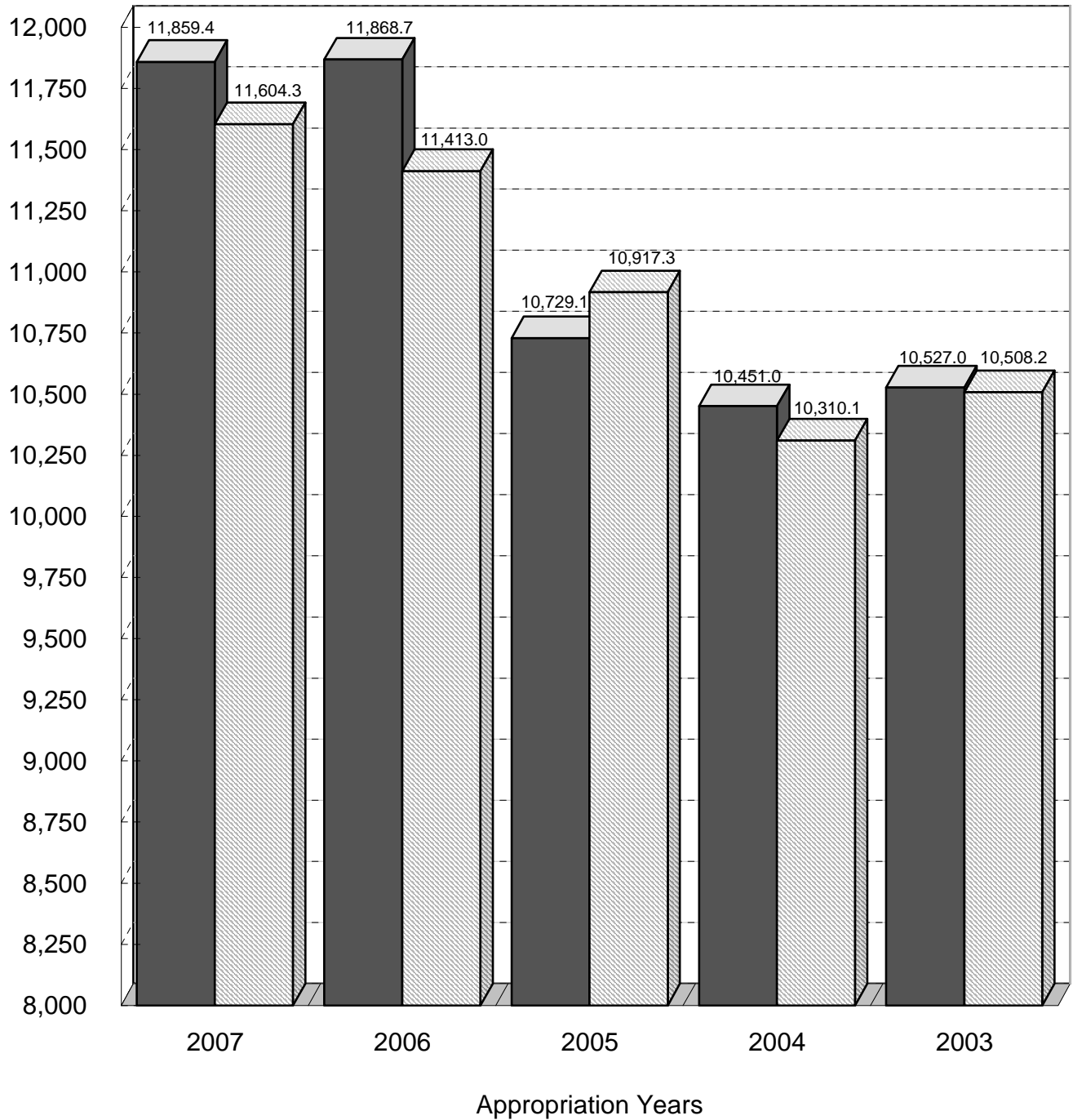


STATE OF MISSOURI
SCHEDULE OF REVENUES, EXPENDITURES AND TRANSFERS
FOR THE PAST FIVE YEARS - GENERAL REVENUE FUNDS

	Fiscal Year 2007	Fiscal Year 2006	Fiscal Year 2005	Fiscal Year 2004	Fiscal Year 2003
<u>REVENUES AND TRANSFERS IN</u>					
Revenues					
Sales and Use Tax	\$ 2,042,376,912	\$ 1,993,449,255	\$ 1,957,694,190	\$ 1,902,255,404	\$ 1,799,486,436
Individual Income Tax	5,726,544,633	5,352,025,061	4,859,938,620	4,571,546,157	4,369,512,453
Corporate Income Tax	553,948,422	528,841,081	354,390,367	329,596,001	335,187,599
County Foreign Insurance Tax	199,210,713	189,702,197	165,480,625	162,129,552	157,209,442
Liquor Taxes and Licenses	25,807,189	24,018,327	22,980,884	22,452,148	21,425,120
Beer Taxes and Licenses	8,430,409	8,416,377	8,179,281	8,339,952	8,225,453
Corporation Franchise Tax	77,788,371	77,827,368	119,446,502	91,387,675	68,363,407
Inheritance Tax	5,971,860	15,569,883	42,221,932	75,115,067	79,070,868
Miscellaneous Taxes	54,946,564	83,244,183	90,825,057	65,401,809	57,746,637
Interest on Deposits and Investments	85,337,251	53,138,146	27,972,434	23,622,454	30,498,872
Licenses, Fees and Permits	75,057,042	71,799,562	70,423,939	69,008,403	63,943,163
Sales, Services, Leases and Rentals	97,571,486	92,280,375	103,753,352	106,299,432	138,499,334
Refunds	11,067,155	17,367,068	13,459,212	13,073,853	11,066,524
All Other Sources	1,418,067,689	1,366,677,724	1,245,329,325	1,130,325,203	1,297,214,161
Total Revenues	10,382,125,696	9,874,356,607	9,082,095,720	8,570,553,110	8,437,449,469
Total Transfers In	1,477,266,865	1,994,343,848	1,646,981,938	1,880,401,712	2,089,566,810
Total Revenues and Transfers In	\$ 11,859,392,561	\$ 11,868,700,455	\$ 10,729,077,658	\$ 10,450,954,822	\$ 10,527,016,279
	Appropriation Year 2007	Appropriation Year 2006	Appropriation Year 2005	Appropriation Year 2004	Appropriation Year 2003
<u>EXPENDITURES AND TRANSFERS OUT</u>					
Expenditures					
Personal Service	\$ 1,054,843,187	\$ 1,012,592,156	\$ 1,022,306,989	\$ 992,406,722	\$ 1,654,510,304
Expense and Equipment	536,124,782	489,066,704	453,936,394	454,798,106	464,610,661
Capital Improvements	39,217,372	29,291,052	22,289,609	36,701,112	60,110,427
Program Specific	4,072,746,815	3,941,066,112	3,926,202,633	3,515,395,896	2,834,212,774
Refunds (Note 7)	1,208,797,133	1,128,904,333	1,071,305,603	1,075,260,981	1,166,319,532
Article X					
Distribution (Note 3)	---	---	---	---	5,950,032
Court Ordered Desegregation Payments (Note 4)	12,000,000	13,000,000	15,000,000	16,500,000	20,000,000
Total Expenditures	6,923,729,289	6,613,920,357	6,511,041,228	6,091,062,817	6,205,713,730
Transfers Out	4,680,525,869	4,799,126,333	4,406,278,387	4,219,072,535	4,302,481,163
Total Expenditures and Transfers Out	11,604,255,158	11,413,046,690	10,917,319,615	10,310,135,352	10,508,194,893
Excess Revenues and Transfers In (Expenditures and Transfers Out)	\$ 255,137,403	\$ 455,653,765	\$ (188,241,957)	\$ 140,819,470	\$ 18,821,386

The notes are an integral part of this report.

STATE OF MISSOURI
CHART OF REVENUES, EXPENDITURES AND TRANSFERS
FOR THE PAST FIVE YEARS - GENERAL REVENUE FUNDS
Millions of Dollars



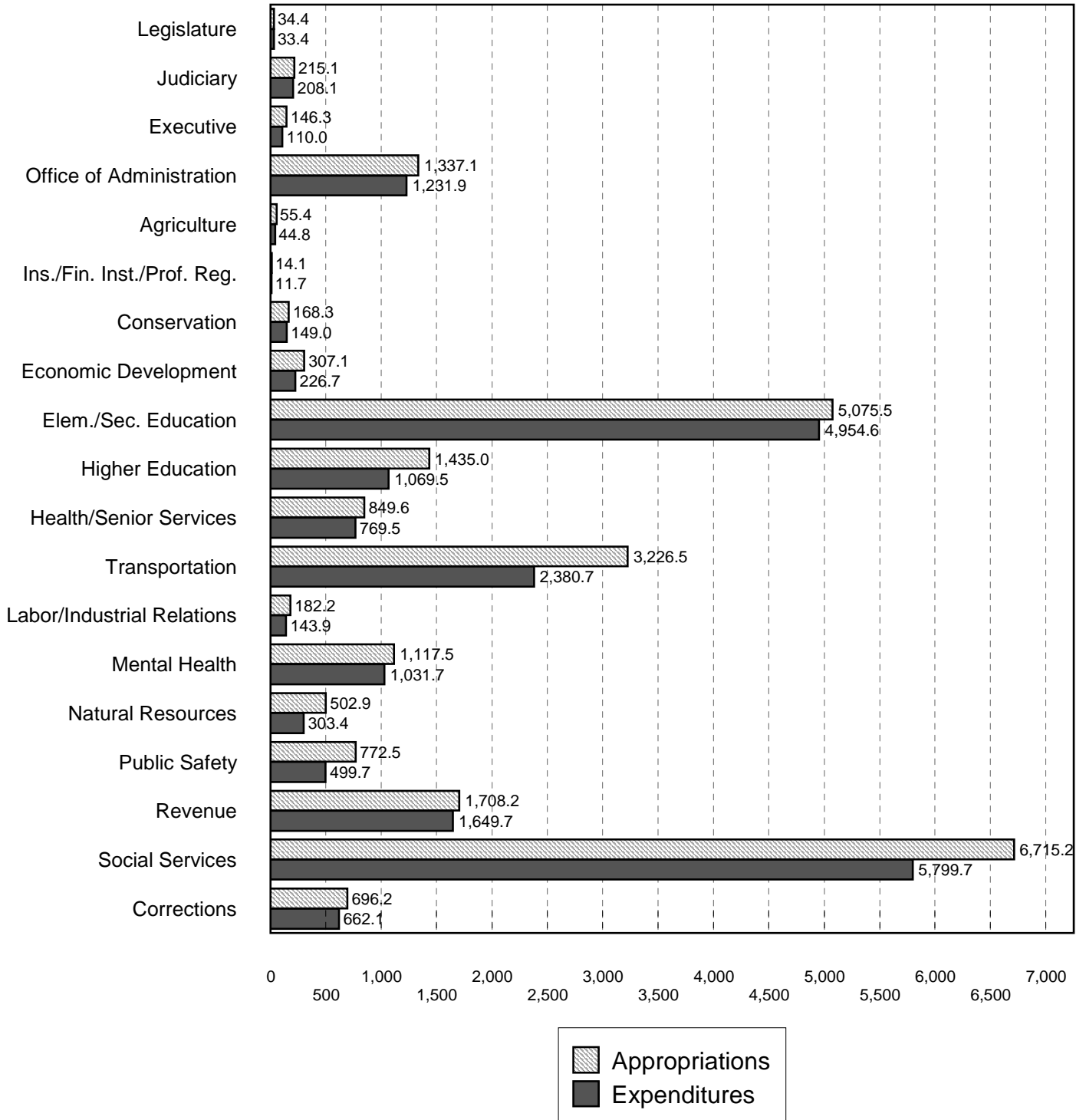
■ Revenues and Transfers
▨ Expenditures and Transfers

STATE OF MISSOURI
SUMMARY OF APPROPRIATION ACTIVITY BY DEPARTMENT
ALL FUNDS
FOR THE APPROPRIATION YEAR 2007

	Appropriations	Expenditures and Transfers Out June 30, 2007	Lapse Period Corrections and Transfers Out	Total Expenditures and Transfers Out	Reappropriations to 2008	Lapse of Appropriations
Legislature	\$ 34,408,254.00	\$ 33,384,303.49	\$ ---	\$ 33,384,303.49	\$ ---	\$ 1,023,950.51
Judiciary	215,051,803.00	208,074,348.85	(3,088.19)	208,071,260.66	---	6,980,542.34
Executive	146,282,116.00	109,997,257.67	1,186.59	109,998,444.26	---	36,283,671.74
Office of Administration	1,337,057,103.36	1,231,854,305.10	(6,154.75)	1,231,848,150.35	17,328,301.00	87,880,652.01
Agriculture	55,385,188.17	44,774,920.62	---	44,774,920.62	375,095.00	10,235,172.55
Insurance, Financial Institutions and Professional Registration	14,131,573.00	11,712,804.21	---	11,712,804.21	---	2,418,768.79
Conservation	168,275,071.09	148,978,259.73	---	148,978,259.73	6,237,031.00	13,059,780.36
Economic Development	307,128,587.70	226,684,157.15	4,563.00	226,688,720.15	15,004,533.00	65,435,334.55
Elementary and Secondary Education	5,075,514,486.00	4,954,558,954.10	---	4,954,558,954.10	3,721,661.00	117,233,870.90
Higher Education	1,434,964,579.18	1,069,488,688.04	---	1,069,488,688.04	289,129,000.00	76,346,891.14
Health and Senior Services	849,632,392.93	769,499,099.26	---	769,499,099.26	924,229.00	79,209,064.67
Transportation	3,226,492,350.00	2,380,678,931.40	3,227.94	2,380,682,159.34	1,098,693.00	844,711,497.66
Labor and Indus- trial Relations	182,198,875.21	143,861,327.83	---	143,861,327.83	1,234,024.00	37,103,523.38
Mental Health	1,117,467,945.97	1,031,697,535.60	4,134.83	1,031,701,670.43	22,636,459.00	63,129,816.54
Natural Resources	502,862,452.62	303,420,366.66	1,992.67	303,422,359.33	8,402,329.00	191,037,764.29
Public Safety	772,451,861.94	499,671,151.78	434.48	499,671,586.26	187,399,676.00	85,380,599.68
Revenue	1,708,150,405.54	1,649,660,729.24	540.00	1,649,661,269.24	26,833.00	58,462,303.30
Social Services	6,715,163,191.74	5,799,733,068.14	1,119.60	5,799,734,187.74	60,898,090.00	854,530,914.00
Corrections	<u>696,231,591.68</u>	<u>622,081,491.92</u>	<u>(2,129.88)</u>	<u>622,079,362.04</u>	<u>28,703,984.00</u>	<u>45,448,245.64</u>
Subtotals	24,558,849,829.13	21,239,811,700.79	5,826.29	21,239,817,527.08	643,119,938.00	2,675,912,364.05
Appropriated Transfers Out	8,015,282,192.00	7,036,855,082.77	(87.07)	7,036,854,995.70	---	978,427,196.30
Court Ordered Desegregation Payments (Note 4)	<u>12,000,000.00</u>	<u>12,000,000.00</u>	<u>---</u>	<u>12,000,000.00</u>	<u>---</u>	<u>---</u>
Totals	<u>\$ 32,586,132,021.13</u>	<u>\$ 28,288,666,783.56</u>	<u>\$ 5,739.22</u>	<u>\$ 28,288,672,522.78</u>	<u>\$ 643,119,938.00</u>	<u>\$ 3,654,339,560.35</u>

The notes are an integral part of this report.

STATE OF MISSOURI
CHART OF APPROPRIATIONS AND EXPENDITURES BY DEPARTMENT
ALL FUNDS
FOR THE APPROPRIATION YEAR 2007
Millions of Dollars

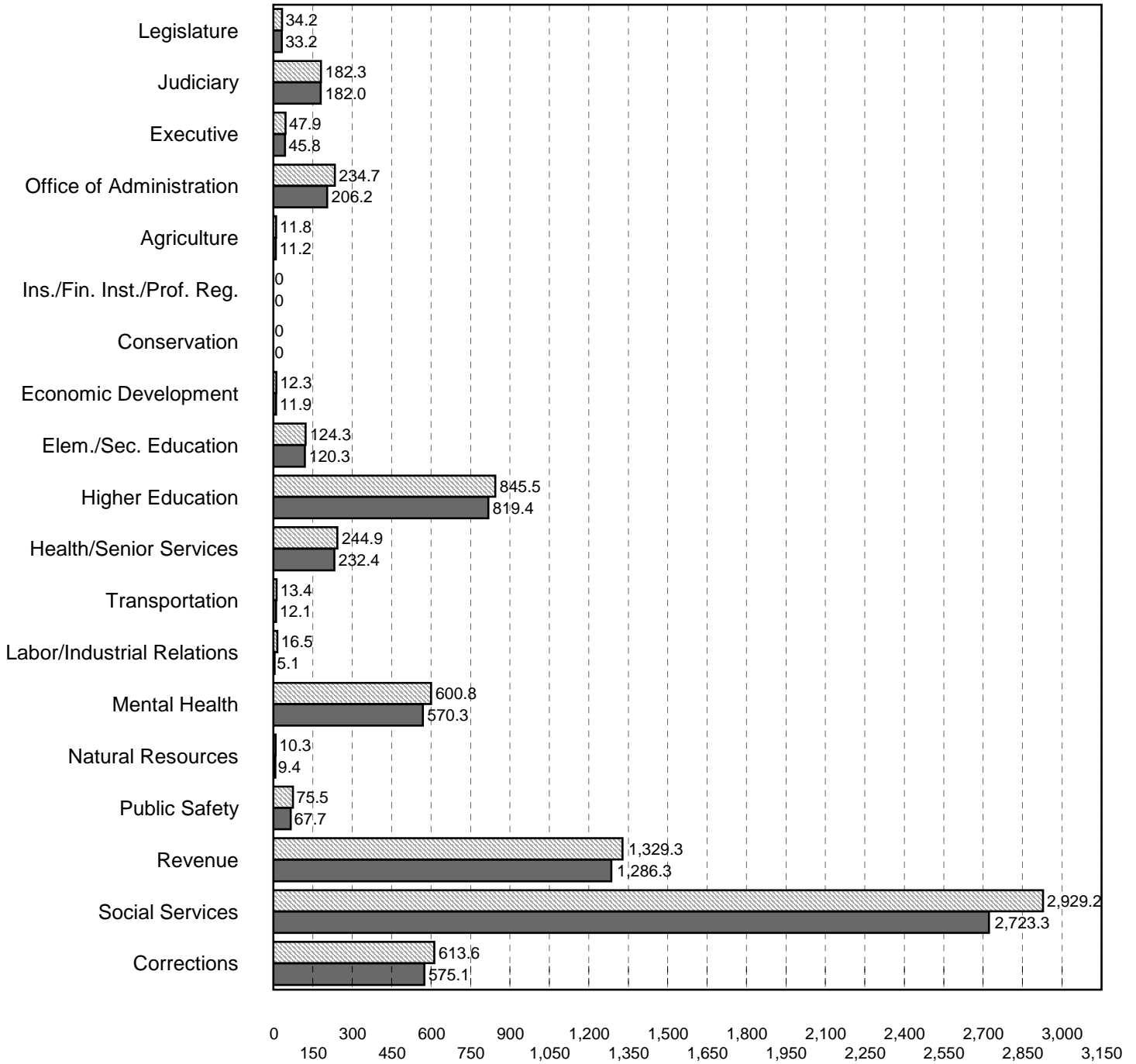


STATE OF MISSOURI
SUMMARY OF APPROPRIATION ACTIVITY BY DEPARTMENT
GENERAL REVENUE FUNDS
FOR THE APPROPRIATION YEAR 2007

	Appropriations	Expenditures and Transfers Out June 30, 2007	Lapse Period Corrections and Transfers Out	Total Expenditures and Transfers Out	Reappropriations to 2008	Lapse of Appropriations
Legislature	\$ 34,214,687.00	\$ 33,237,190.30	\$ ---	\$ 33,237,190.30	\$ ---	\$ 977,496.70
Judiciary	182,256,220.00	182,024,279.14	(3,088.19)	182,021,190.95	---	235,029.05
Executive	47,859,876.00	45,752,058.26	---	45,752,058.26	---	2,107,817.74
Office of Administration	234,669,239.13	206,186,433.45	(3,735.28)	206,182,698.17	17,315,301.00	11,171,239.96
Agriculture	11,824,481.94	11,161,711.19	---	11,161,711.19	375,095.00	287,675.75
Insurance, Financial Institutions and Professional Registration	---	---	---	---	---	---
Conservation	---	---	---	---	---	---
Economic Development	12,332,261.20	11,918,534.08	928.87	11,919,462.95	4,533.00	408,265.25
Elementary and Secondary Education	124,318,063.95	120,345,427.54	---	120,345,427.54	2,745,876.00	1,226,760.41
Higher Education	845,481,047.00	819,405,553.73	---	819,405,553.73	---	26,075,493.27
Health and Senior Services	244,880,472.00	232,444,771.17	(82,593.43)	232,362,177.74	---	12,518,294.26
Transportation	13,359,321.00	12,069,847.42	---	12,069,847.42	1,098,693.00	190,780.58
Labor and Indus- trial Relations	16,475,053.97	5,124,185.65	---	5,124,185.65	62,998.00	11,287,870.32
Mental Health	600,796,541.33	570,272,401.38	5,385.75	570,277,787.13	22,636,459.00	7,882,295.20
Natural Resources	10,320,828.76	9,375,375.82	---	9,375,375.82	395,317.00	550,135.94
Public Safety	75,543,752.93	67,684,273.57	(3,187.76)	67,681,085.81	5,037,051.00	2,825,616.12
Revenue	1,329,301,499.00	1,286,344,978.97	540.00	1,286,345,518.97	---	42,955,980.03
Social Services	2,929,223,506.42	2,723,279,999.22	54,040.92	2,723,334,040.14	60,386,648.00	145,502,818.28
Corrections	<u>613,581,842.96</u>	<u>575,136,107.31</u>	<u>(2,129.88)</u>	<u>575,133,977.43</u>	<u>7,623,477.00</u>	<u>30,824,388.53</u>
Subtotals	7,326,438,694.59	6,911,763,128.20	(33,839.00)	6,911,729,289.20	117,681,448.00	297,027,957.39
Appropriated Transfers Out	5,454,552,315.00	4,680,499,175.22	26,693.53	4,680,525,868.75	---	774,026,446.25
Court Ordered Desegregation Payments (Note 4)	<u>12,000,000.00</u>	<u>12,000,000.00</u>	<u>---</u>	<u>12,000,000.00</u>	<u>---</u>	<u>---</u>
Totals	<u>\$ 12,792,991,009.59</u>	<u>\$ 11,604,262,303.42</u>	<u>\$ (7,145.47)</u>	<u>\$ 11,604,255,157.95</u>	<u>\$ 117,681,448.00</u>	<u>\$ 1,071,054,403.64</u>

The notes are an integral part of this report.

STATE OF MISSOURI
CHART OF APPROPRIATIONS AND EXPENDITURES BY DEPARTMENT
GENERAL REVENUE FUNDS
FOR THE APPROPRIATION YEAR 2007
Millions of Dollars



Appropriations
 Expenditures

**STATE OF MISSOURI
OPERATING COSTS AND FLOW THROUGH PAYMENTS BY DEPARTMENT
ALL FUNDS
APPROPRIATION YEAR 2007**

Each year State departments receive appropriations. These appropriations include expenditures to operate the department, expenditures made for the benefit of other departments and distributions to other entities such as local governments or school districts. The "operating costs" are the expenditures made from the department's appropriations which are used to provide that department's services. The "flow through payments" include expenditures used to fund other entities' or other departments' expenses and distributions to individuals, other entities or other departments for ultimate expenditure.

An analysis of an agency's operating costs gives a better indication of its effectiveness because operating costs are directly controlled by the agency's management. Flow through payments are normally the result of statutory or grant requirements. The spending of these moneys is more directly controlled by the entity or department which receives the flow through moneys.

The schedule on the following page shows that the moneys appropriated to an agency are not totally used for operation of that agency. This schedule shows appropriated expenditures for appropriation year 2007. However, these figures do not include appropriated expenditures of \$1,266,504,673.54 for refunds for overpayment of taxes and fees or investment of State money.

Expenditures for retirement, social security, health care, deferred compensation, reimbursements to Employment Security, statewide insurance, capital improvements, and building and grounds in the amount of \$2,368,736,761.92 have been allocated to the various departments. Most of the funding was appropriated to the Office of Administration.

The expenditures for debt service are segregated as they represent operating expenditures of the State as a whole. These expenditures are normally administered by the Office of Administration.

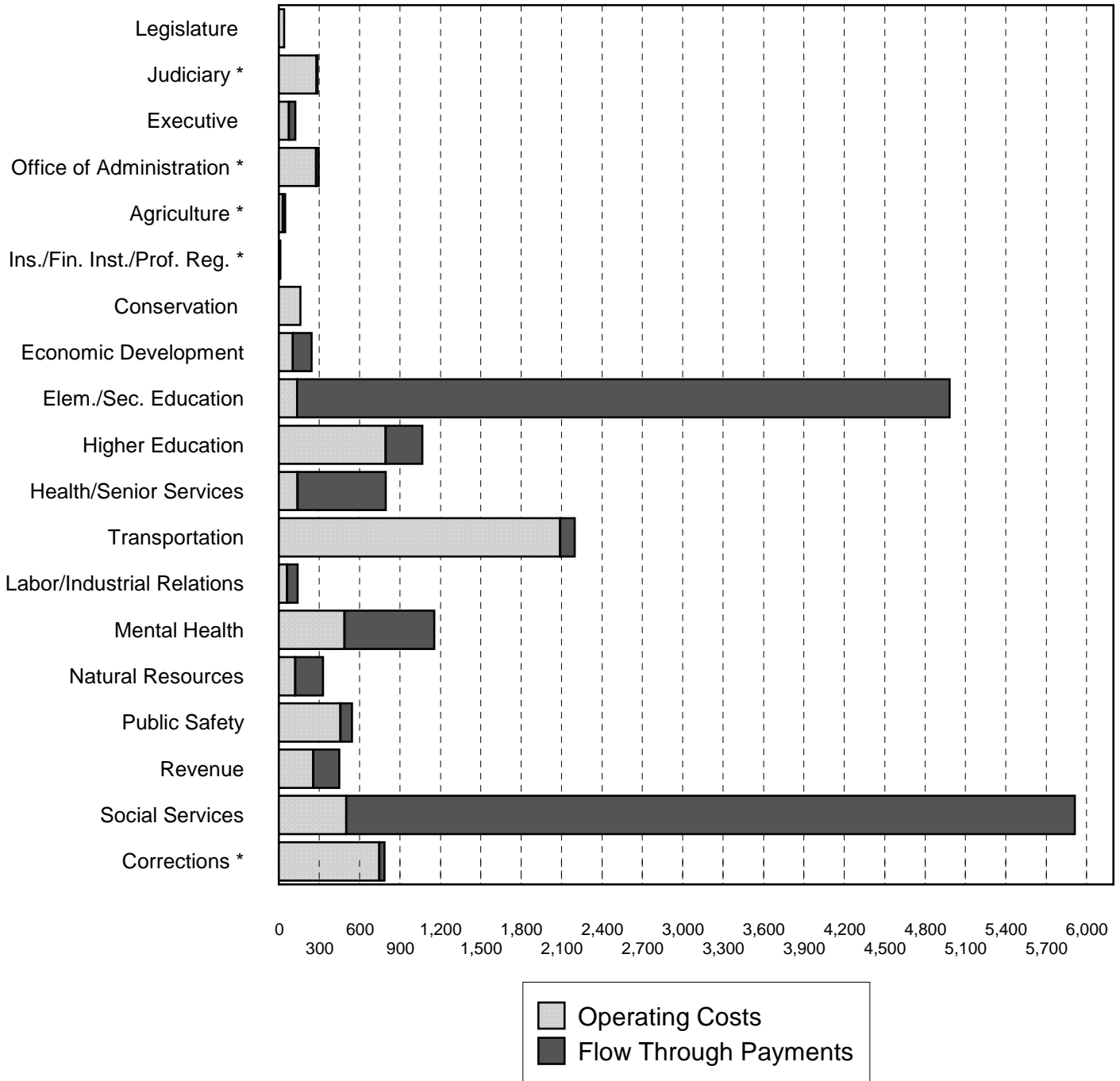
The expenditures for the court ordered desegregation payments (Note 4) are segregated because they are mandated by court order. These expenditures are normally administered by the Department of Elementary and Secondary Education.

**STATE OF MISSOURI
OPERATING COSTS AND FLOW THROUGH PAYMENTS BY DEPARTMENT
ALL FUNDS
APPROPRIATION YEAR 2007**

	Operating Costs	Flow Through Payments
Legislature	\$ 43,054,394.23	\$ ---
Judiciary	281,356,709.41	10,851,243.26
Executive	76,528,916.59	48,388,119.23
Office of Administration	278,965,512.85	17,380,154.98
Agriculture	31,007,307.22	18,499,790.54
Insurance, Financial Institutions and Professional Registration	14,313,591.55	800,000.00
Conservation	164,023,564.79	---
Economic Development	105,144,253.73	140,600,332.46
Elementary and Secondary Education	136,908,570.19	4,849,529,776.11
Higher Education	795,492,421.25	274,211,554.15
Health and Senior Services	141,413,794.72	656,076,554.37
Transportation (Note 8)	2,092,402,132.98	108,726,223.25
Labor and Industrial Relations (Note 8)	63,069,294.24	79,529,878.52
Mental Health	488,432,862.11	669,238,422.28
Natural Resources	124,030,561.13	205,650,360.83
Public Safety	457,066,678.23	89,837,104.42
Revenue	257,972,981.37	194,431,149.73
Social Services	503,430,087.77	5,413,271,315.91
Corrections	745,417,942.87	41,297,498.60
Debt Service (Note 8)	354,961,797.67	---
Court Ordered Desegregation Payments (Note 4)	---	12,000,000.00
	\$ 7,154,993,374.90	\$ 12,830,319,478.64
Totals		

The notes are an integral part of this report.

STATE OF MISSOURI
CHART OF OPERATING COSTS AND FLOW THROUGH PAYMENTS BY DEPARTMENT
ALL FUNDS
FOR THE APPROPRIATION YEAR 2007
Millions of Dollars



*Immaterial Flow Through amounts not shown on this scale.

**STATE OF MISSOURI
SUMMARY OF EXPENDITURES BY MAJOR CATEGORY
AND FUND GROUP AND TRANSFERS OUT BY FUND GROUP
FOR THE APPROPRIATION YEAR 2007**

	Personal Service	Expense and Equipment	Capital Improvements	Program Specific (Note 7)	Appropriated Transfers Out	Court Ordered Desegregation Payments (Note 4)	Totals
General Fund							
General Revenue							
Funds	\$ 1,054,843,187.23	\$ 536,124,782.05	\$ 39,217,371.48	\$ 5,281,543,948.44	\$ 4,680,525,868.75	\$ 12,000,000.00	\$ 11,604,255,157.95
Federal Funds	325,997,153.18	266,358,676.76	16,123,899.64	4,642,905,081.80	211,872,760.47	---	5,463,257,571.85
Special Revenue Funds	333,908,570.99	216,132,727.41	25,477,529.21	4,940,747,217.75	1,718,875,000.23	---	7,235,141,045.59
Debt Service Funds	---	---	---	89,419,101.28	362.46	---	89,419,463.74
Capital Projects Funds	388,501,657.97	360,038,456.24	1,229,809,834.35	318,077,611.24	22,628,889.48	---	2,319,056,449.28
Permanent Funds	---	35,000.00	---	---	116.00	---	35,116.00
Enterprise Funds	43,429,487.08	157,633,307.05	1,519,708.01	12,499,053.90	281,366,426.21	---	496,447,982.25
Internal Service Funds	33,644,947.27	112,456,233.69	1,449,655.57	4,235,536.25	16,138,727.82	---	167,925,100.60
Agency Funds	756,409,280.06	80,855.60	---	16,742,686.80	1,757,041.94	---	774,989,864.40
Private Purpose Trust Funds	477,782.69	1,693,836.09	---	32,283,350.00	103,689,802.34	---	138,144,771.12
Totals	\$ 2,937,212,066.47	\$ 1,650,553,874.89	\$ 1,313,597,998.26	\$ 15,338,453,587.46	\$ 7,036,854,995.70	\$ 12,000,000.00	\$ 28,288,672,522.78

The notes are an integral part of this report.

STATE OF MISSOURI
SUMMARY OF EXPENDITURES BY DEPARTMENT,
FUND GROUP AND MAJOR CATEGORY AND TRANSFERS OUT BY FUND GROUP
FOR THE APPROPRIATION YEAR 2007

	General Fund										Totals
	General		Special Revenue Funds	Debt Service Funds	Capital Projects Funds	Permanent Funds	Enterprise Funds	Internal Service Funds	Agency Funds	Private Purpose Trust Funds	
	Revenue Funds	Federal Funds									
Legislature											
Personal Service	\$ 23,738,145.86	\$ ---	\$ 51,671.06	\$ ---	\$ ---	\$ ---	\$ ---	\$ ---	\$ ---	\$ ---	\$ 23,789,816.92
Expense and Equipment	9,498,655.89	---	56,515.97	---	---	---	37,366.97	---	---	---	9,592,538.83
Capital Improvements	---	---	---	---	---	---	---	---	---	---	---
Program Specific (Note 7)	388.55	---	---	---	---	---	1,559.19	---	---	---	1,947.74
Judiciary											
Personal Service	154,449,143.44	2,525,978.25	2,172,474.40	---	---	---	---	---	---	---	159,147,596.09
Expense and Equipment	19,484,522.22	3,474,593.78	12,379,607.43	---	---	---	122,995.11	---	---	---	35,461,718.54
Capital Improvements	7,421.88	---	---	---	---	---	---	---	---	---	7,421.88
Program Specific (Note 7)	8,080,103.41	744.92	3,407,116.16	---	---	---	---	1,966,559.66	---	---	13,454,524.15
Executive											
Personal Service	28,699,295.75	2,959,456.66	5,310,490.60	---	---	---	75,749.52	21,659.00	---	477,782.69	37,544,434.22
Expense and Equipment	13,049,178.55	4,334,452.27	7,447,871.83	---	---	---	1,603.00	126,436.87	---	627,836.40	25,587,378.92
Capital Improvements	2,952.20	---	---	---	---	---	---	---	---	---	2,952.20
Program Specific (Note 7)	4,000,631.76	20,089,355.82	1,138,267.65	---	---	---	---	---	---	21,635,423.69	46,863,678.92
Office of Administration											
Personal Service	37,059,660.67	14,458,724.91	3,411,215.93	---	---	---	1,108,922.14	18,883,262.14	756,409,280.06	---	831,331,065.85
Expense and Equipment	64,590,782.24	40,085,593.95	6,548,233.64	---	52,567.56	---	2,422,559.83	79,905,366.67	76,546.60	---	193,681,650.49
Capital Improvements	5,128,574.77	---	---	---	311,621.92	---	---	943,890.97	---	---	6,384,087.66
Program Specific (Note 7)	99,403,680.49	6,490,652.92	3,431,909.25	89,419,101.28	969,205.35	---	204,706.17	475,390.22	56,700.67	---	200,451,346.35
Agriculture											
Personal Service	6,627,945.42	847,578.09	3,089,516.94	---	---	---	1,030,679.26	---	---	---	11,595,719.71
Expense and Equipment	2,357,128.98	1,260,108.94	2,792,455.69	---	---	---	2,995,356.11	4,322.91	---	---	9,409,372.63
Capital Improvements	1,202,617.93	---	---	---	---	---	---	30,354.09	---	---	1,232,972.02
Program Specific (Note 7)	974,018.86	2,849,451.47	18,699,995.76	---	---	---	13,390.17	---	---	---	22,536,856.26
Insurance, Financial Institutions and Professional Registration											
Personal Service	---	---	8,979,987.11	---	---	---	---	---	---	---	8,979,987.11
Expense and Equipment	---	---	1,897,438.76	---	---	---	---	---	---	---	1,897,438.76
Capital Improvements	---	---	---	---	---	---	---	---	---	---	---
Program Specific (Note 7)	---	600,000.00	235,378.34	---	---	---	---	---	---	---	835,378.34
Conservation											
Personal Service	---	---	77,322,122.32	---	---	---	---	---	---	---	77,322,122.32
Expense and Equipment	---	---	45,994,643.01	---	---	---	---	---	---	---	45,994,643.01
Capital Improvements	---	---	15,818,610.96	---	---	---	---	---	---	---	15,818,610.96
Program Specific (Note 7)	---	---	9,842,883.44	---	---	---	---	---	---	---	9,842,883.44
Economic Development											
Personal Service	3,091,623.21	18,526,544.57	21,642,501.57	---	---	---	---	3,259,283.25	---	---	46,519,952.60
Expense and Equipment	2,434,386.59	7,496,363.85	20,389,788.81	---	---	---	---	1,284,325.91	---	---	31,604,865.16
Capital Improvements	143,392.14	40,884.97	---	---	---	---	---	---	---	---	184,277.11
Program Specific (Note 7)	6,250,061.01	110,995,273.85	26,726,268.81	---	---	---	---	122,655.84	4,285,365.77	---	148,379,625.28
Elementary and Secondary Education											
Personal Service	33,573,482.43	26,886,083.34	841,274.16	---	---	---	---	---	---	---	61,300,839.93
Expense and Equipment	23,163,836.26	16,573,060.12	5,831,566.30	---	---	---	---	---	---	---	45,568,462.68
Capital Improvements	1,758,209.95	---	2,102,835.59	---	15,096.60	---	---	---	---	---	3,876,142.14
Program Specific (Note 7)	61,849,898.90	792,035,741.16	3,989,927,869.29	---	---	---	---	---	---	---	4,843,813,509.35
Higher Education											
Personal Service	493,619.49	273,081.34	1,607,357.70	---	---	---	---	---	---	---	2,374,058.53
Expense and Equipment	289,840.80	90,104.32	9,792,608.12	---	---	---	---	---	---	1,065,999.69	11,238,552.93
Capital Improvements	---	---	696,181.22	---	18,119,420.74	---	---	---	---	---	18,815,601.96
Program Specific (Note 7)	818,622,093.44	1,684,183.56	215,054,513.22	---	---	---	---	---	1,699,684.40	---	1,037,060,474.62

STATE OF MISSOURI
SUMMARY OF EXPENDITURES BY DEPARTMENT,
FUND GROUP AND MAJOR CATEGORY AND TRANSFERS OUT BY FUND GROUP
FOR THE APPROPRIATION YEAR 2007

	General Fund		Special Revenue Funds	Debt Service Funds	Capital Projects Funds	Permanent Funds	Enterprise Funds	Internal Service Funds	Agency Funds	Private Purpose Trust Funds	Totals
	General	Federal Funds									
	Revenue Funds	Federal Funds									
Health and Senior Services											
Personal Service	25,356,794.69	38,195,922.93	2,975,939.25	---	---	---	---	---	---	---	66,528,656.87
Expense and Equipment	35,720,802.64	44,109,613.64	11,860,078.01	---	10,674.76	35,000.00	---	---	---	---	91,736,169.05
Capital Improvements	18,240.00	2,185.00	---	---	3,607,339.41	---	---	---	---	---	3,627,764.41
Program Specific (Note 7)	171,266,340.41	432,208,231.52	4,130,295.00	---	---	---	---	---	1,642.00	---	607,606,508.93
Transportation											
Personal Service	---	855,939.85	1,232,595.96	---	387,588,719.37	---	---	---	---	---	389,677,255.18
Expense and Equipment	---	1,160,240.20	192,843.56	---	358,964,055.59	---	---	---	---	---	360,317,139.35
Capital Improvements	---	---	3,645.83	---	1,198,418,463.80	---	---	---	---	---	1,198,422,109.63
Program Specific (Note 7)	12,069,847.42	81,530,934.07	41,275,621.89	---	297,389,251.80	---	---	---	---	---	432,265,655.18
Labor and Industrial Relations											
Personal Service	1,578,675.92	23,482,038.15	7,523,291.76	---	---	---	---	---	---	---	32,584,005.83
Expense and Equipment	300,766.98	5,802,353.00	14,055,805.37	---	---	---	---	---	---	---	20,158,925.35
Capital Improvements	3,244,742.75	---	587,541.49	---	---	---	---	---	---	---	3,832,284.24
Program Specific (Note 7)	---	8,039,841.54	75,920,777.60	---	---	---	---	---	3,325,493.27	---	87,286,112.41
Mental Health											
Personal Service	243,051,525.60	22,622,643.07	435,538.17	---	---	---	---	22,859.26	---	---	266,132,566.10
Expense and Equipment	69,006,468.97	9,749,727.69	1,331,485.00	---	14,095.13	---	---	443,634.19	---	---	80,545,410.98
Capital Improvements	11,072,597.89	971.40	76,748.83	---	1,106,628.41	---	---	---	---	---	12,256,946.53
Program Specific (Note 7)	247,147,194.67	395,809,589.67	26,174,031.48	---	---	---	---	3,635,931.00	---	---	672,766,746.82
Natural Resources											
Personal Service	5,005,071.89	13,595,782.45	37,372,484.43	---	---	---	1,670,958.61	4,292,801.31	---	---	61,937,098.69
Expense and Equipment	3,510,188.15	5,207,645.83	15,618,184.31	---	---	---	9,246,229.28	776,561.91	---	---	34,358,809.48
Capital Improvements	305,533.03	474,137.07	1,694,608.06	---	---	---	1,188,199.04	757.01	---	---	3,663,234.21
Program Specific (Note 7)	554,582.75	13,911,412.78	157,756,792.14	---	18,969,154.09	---	12,271,275.19	---	---	---	203,463,216.95
Public Safety											
Personal Service	37,539,297.74	14,358,992.95	147,458,995.24	---	912,938.60	---	32,576,321.84	---	---	---	232,846,546.37
Expense and Equipment	24,906,208.69	23,136,047.19	49,288,522.44	---	708,269.69	---	2,758,977.63	24,991.93	4,309.00	---	100,827,326.57
Capital Improvements	3,020,662.73	11,390,769.91	4,479,200.23	---	2,755,726.93	---	43,197.74	---	---	---	21,689,557.54
Program Specific (Note 7)	2,214,916.65	133,487,607.38	7,832,131.75	---	750,000.00	---	---	---	23,500.00	---	144,308,155.78
Revenue											
Personal Service	33,383,920.86	39,000.44	7,098,349.03	---	---	---	6,966,855.71	---	---	---	47,488,126.04
Expense and Equipment	17,789,811.04	3,538,816.64	4,750,381.56	---	---	---	140,208,581.20	---	---	---	166,287,590.44
Capital Improvements	60,481.00	---	---	---	---	---	288,311.23	---	---	---	348,792.23
Program Specific (Note 7)	1,235,111,306.07	---	200,135,170.49	---	---	---	9,682.37	---	280,601.60	---	1,435,536,760.53
Social Services											
Personal Service	99,711,300.87	144,430,203.96	5,382,765.36	---	---	---	---	43,782.93	---	---	249,568,053.12
Expense and Equipment	49,622,333.45	97,104,802.44	5,816,465.09	---	17,141.09	---	---	4,791,964.01	---	---	157,352,706.08
Capital Improvements	473,748.74	3,335.11	18,157.00	---	810,208.25	---	---	---	---	---	1,305,449.10
Program Specific (Note 7)	2,573,526,657.08	2,643,172,061.14	159,058,195.48	---	---	---	---	---	5,103,139.43	10,647,926.31	5,391,507,979.44
Corrections											
Personal Service	321,483,683.39	1,939,182.22	---	---	---	---	---	7,121,299.38	---	---	330,544,164.99
Expense and Equipment	200,399,870.60	3,235,152.90	88,232.51	---	271,652.42	---	---	24,938,267.21	---	---	228,933,175.64
Capital Improvements	12,778,196.47	4,211,616.18	---	---	4,665,328.29	---	---	474,653.50	---	---	22,129,794.44
Program Specific (Note 7)	40,472,226.97	---	---	---	---	---	---	---	---	---	40,472,226.97
Transfers Out											
Appropriated	4,680,525,868.75	211,872,760.47	1,718,875,000.23	362.46	22,628,889.48	116.00	281,366,426.21	16,138,727.82	1,757,041.94	103,689,802.34	7,036,854,995.70
Court Ordered Desegregation Payments (Note 4)	12,000,000.00	---	---	---	---	---	---	---	---	---	12,000,000.00
Totals	\$ 11,604,255,157.95	\$ 5,463,257,571.85	\$ 7,235,141,045.59	\$ 89,419,463.74	\$ 2,319,056,449.28	\$ 35,116.00	\$ 496,447,982.25	\$ 167,925,100.60	\$ 774,989,864.40	\$ 138,144,771.12	\$ 28,288,672,522.78

The notes are an integral part of this report.

STATE OF MISSOURI
SUMMARY OF APPROPRIATIONS BY FUND GROUP
FOR THE APPROPRIATION YEAR 2007

	<u>Appropriations</u>	<u>Expenditures and Appropriated Transfers Out</u>	<u>Reappropriations to 2008</u>	<u>Lapse of Appropriations</u>
General Fund:				
General Revenue Funds	\$ 12,792,991,009.59	\$ 11,604,255,157.95	\$ 117,681,448.00	\$ 1,071,054,403.64
Federal Funds	6,783,960,761.32	5,463,257,571.85	188,413,431.00	1,132,289,758.47
Special Revenue Funds	8,072,492,237.09	7,235,141,045.59	329,772,999.00	507,578,192.50
Debt Service Funds	89,419,470.00	89,419,463.74	---	6.26
Capital Projects Funds	3,128,112,293.78	2,319,056,449.28	4,492,252.00	804,563,592.50
Permanent Funds	35,281.00	35,116.00	---	165.00
Enterprise Funds	546,168,737.81	496,447,982.25	2,746,808.00	46,973,947.56
Internal Service Funds	207,589,254.54	167,925,100.60	13,000.00	39,651,153.94
Agency Funds	818,250,752.00	774,989,864.40	---	43,260,887.60
Private Purpose Trust Funds	<u>147,112,224.00</u>	<u>138,144,771.12</u>	<u>---</u>	<u>8,967,452.88</u>
Totals	<u>\$ 32,586,132,021.13</u>	<u>\$ 28,288,672,522.78</u>	<u>\$ 643,119,938.00</u>	<u>\$ 3,654,339,560.35</u>

The notes are an integral part of this report.

STATE OF MISSOURI
SUMMARY OF APPROPRIATIONS BY FUND AND DEPARTMENT
GENERAL REVENUE FUNDS
FOR THE APPROPRIATION YEAR 2007

	Appropriations	Expenditures and Appropriated Transfers Out	Reappropriations to 2008	Lapse of Appropriations
<u>General Revenue - 0101</u>				
Legislature	\$ 34,214,687.00	\$ 33,237,190.30	\$ ---	\$ 977,496.70
Judiciary	182,256,220.00	182,021,190.95	---	235,029.05
Executive	44,749,117.00	43,499,225.24	---	1,249,891.76
Office of Administration	194,384,998.92	182,805,001.43	3,705,775.00	7,874,222.49
Agriculture	10,142,163.00	9,855,337.95	---	286,825.05
Economic Development	8,254,286.00	7,985,761.77	---	268,524.23
Elementary and Secondary Education	120,654,039.00	118,533,836.80	893,443.00	1,226,759.20
Higher Education	845,481,047.00	819,405,553.73	---	26,075,493.27
Health and Senior Services	244,880,472.00	232,362,177.74	---	12,518,294.26
Transportation	13,359,321.00	12,069,847.42	1,098,693.00	190,780.58
Labor and Industrial Relations	13,099,859.00	1,811,989.14	---	11,287,869.86
Mental Health	567,880,091.00	557,648,081.57	2,417,214.00	7,814,795.43
Natural Resources	9,459,221.00	9,001,476.22	---	457,744.78
Public Safety	68,955,115.24	64,494,922.00	1,638,290.00	2,821,903.24
Revenue	1,324,814,975.00	1,282,423,757.33	---	42,391,217.67
Social Services	1,466,915,909.00	1,365,770,790.35	60,000,000.00	41,145,118.65
Corrections	593,654,507.07	562,834,280.19	1.00	30,820,225.88
<u>Uncompensated Care - 0108</u>				
Social Services	91,000,001.00	82,874,654.05	---	8,125,346.95
<u>Facilities Maintenance Reserve - 0124</u>				
Office of Administration	25,436,653.21	8,658,806.43	13,609,526.00	3,168,320.78
Agriculture	1,682,318.94	1,306,373.24	375,095.00	850.70
Economic Development	148,024.20	143,490.21	4,533.00	0.99
Elementary and Secondary Education	3,664,024.95	1,811,590.74	1,852,433.00	1.21
Labor and Industrial Relations	3,375,194.97	3,312,196.51	62,998.00	0.46
Mental Health	32,916,450.33	12,629,705.56	20,219,245.00	67,499.77
Natural Resources	720,008.76	324,690.38	395,317.00	1.38
Public Safety	6,588,637.69	3,186,163.81	3,398,761.00	3,712.88
Revenue	1,863,710.00	1,863,710.00	---	---
Social Services	1,048,959.42	662,309.97	386,648.00	1.45
Corrections	19,927,335.89	12,299,697.24	7,623,476.00	4,162.65
<u>State Property Preservation - 0128</u>				
Office of Administration	1.00	---	---	1.00
<u>Federal Reimbursement</u>				
<u>Allowance - 0142</u>				
Social Services	1,062,709,899.00	1,046,357,900.98	---	16,351,998.02
<u>Pharmacy Reimbursement</u>				
<u>Allowance - 0144</u>				
Social Services	24,289,549.00	9,886,790.15	---	14,402,758.85
<u>Medicaid Managed Care</u>				
<u>Organization Reimbursement</u>				
<u>Allowance - 0160</u>				
Social Services	48,989,634.00	13,473,183.48	---	35,516,450.52

**STATE OF MISSOURI
SUMMARY OF APPROPRIATIONS BY FUND AND DEPARTMENT
GENERAL REVENUE FUNDS
FOR THE APPROPRIATION YEAR 2007**

	<u>Appropriations</u>	<u>Expenditures and Appropriated Transfers Out</u>	<u>Reappropriations to 2008</u>	<u>Lapse of Appropriations</u>
<u>State Treasurer's General Operations - 0164</u>				
Executive	1,905,865.00	1,827,464.26	---	78,400.74
Office of Administration	13,000.00	4,438.00	---	8,562.00
<u>Child Support Enforcement Collections - 0169</u>				
Office of Administration	1,727,151.00	1,727,019.82	---	131.18
Economic Development	575,103.00	575,103.00	---	---
Revenue	2,622,814.00	2,058,051.64	---	564,762.36
Social Services	11,515,991.00	9,424,688.29	---	2,091,302.71
<u>Missouri Technology Investment - 0172</u>				
Economic Development	3,256,848.00	3,117,107.97	---	139,740.03
<u>Missouri Water Development - 0174</u>				
Office of Administration	550,000.00	479,435.05	---	70,564.95
<u>Missouri Humanities Council Trust - 0177</u>				
Economic Development	98,000.00	98,000.00	---	---
<u>Nursing Facility Federal Reimbursement Allowance - 0196</u>				
Social Services	222,753,564.00	194,883,722.87	---	27,869,841.13
<u>Post Closure - 0198</u>				
Natural Resources	141,599.00	49,209.22	---	92,389.78
<u>Attorney General's Court Costs - 0603</u>				
Executive	187,000.00	143,064.47	---	43,935.53
<u>Attorney General's Anti-Trust - 0666</u>				
Executive	617,894.00	282,304.29	---	335,589.71
<u>State Elections Subsidy - 0686</u>				
Executive	400,000.00	---	---	400,000.00
<u>State Legal Expense - 0692</u>				
Office of Administration	12,557,435.00	12,507,997.44	---	49,437.56
Subtotals	7,326,438,694.59	6,911,729,289.20	117,681,448.00	297,027,957.39
Appropriated Transfers Out	5,454,552,315.00	4,680,525,868.75	---	774,026,446.25
Court Ordered Desegregation Payments	12,000,000.00	12,000,000.00	---	---
Totals	<u>\$ 12,792,991,009.59</u>	<u>\$ 11,604,255,157.95</u>	<u>\$ 117,681,448.00</u>	<u>\$ 1,071,054,403.64</u>

STATE OF MISSOURI
SUMMARY OF APPROPRIATIONS BY FUND AND DEPARTMENT
FEDERAL FUNDS
FOR THE APPROPRIATION YEAR 2007

	Appropriations	Expenditures and Appropriated Transfers Out	Reappropriations to 2008	Lapse of Appropriations
<u>Vocational Rehabilitation - 0104</u>				
Office of Administration	\$ 540,275.00	\$ 216,616.55	\$ ---	\$ 323,658.45
Elementary and Secondary Education	89,717,085.00	70,788,043.06	---	18,929,041.94
<u>Elementary and Secondary Education - 0105</u>				
Office of Administration	551,815.00	142,061.50	---	409,753.50
Elementary and Secondary Education	853,043,708.00	764,041,279.16	---	89,002,428.84
<u>Office of the State Public Defender - 0112</u>				
Judiciary	125,000.00	---	---	125,000.00
<u>Pharmacy Rebates - 0114</u>				
Social Services	37,531,075.00	37,274,560.98	---	256,514.02
<u>State Auditor - 0115</u>				
Executive	484,710.00	262,367.25	---	222,342.75
Office of Administration	481.00	---	---	481.00
<u>Higher Education - 0116</u>				
Higher Education	5,468,111.00	2,047,369.22	---	3,420,741.78
<u>Commission on Human Rights - 0117</u>				
Office of Administration	4,000.00	844.00	---	3,156.00
Labor and Industrial Relations	1,035,116.00	902,100.78	---	133,015.22
<u>Community Development Block Grant (Pass-through) - 0118</u>				
Economic Development	28,000,000.00	26,947,415.27	---	1,052,584.73
<u>Third Party Liability Collections - 0120</u>				
Judiciary	366,067.00	261,256.61	---	104,810.39
Office of Administration	4,943.00	---	---	4,943.00
Social Services	24,400,762.00	15,954,044.69	---	8,446,717.31
<u>Juvenile Accountability Incentive - 0121</u>				
Public Safety	3,465,244.00	1,566,131.74	---	1,899,112.26
<u>Labor and Industrial Relations Administration - 0122</u>				
Office of Administration	13,999.00	3,969.00	---	10,030.00
Labor and Industrial Relations	6,101,260.00	3,829,255.24	---	2,272,004.76
<u>Community Development Block Grant (Administration) - 0123</u>				
Economic Development	1,121,507.00	744,243.51	---	377,263.49
<u>Transportation - 0126</u>				
Transportation	102,264,090.00	49,553,878.86	---	52,710,211.14

**STATE OF MISSOURI
SUMMARY OF APPROPRIATIONS BY FUND AND DEPARTMENT
FEDERAL FUNDS
FOR THE APPROPRIATION YEAR 2007**

	Appropriations	Expenditures and Appropriated Transfers Out	Reappropriations to 2008	Lapse of Appropriations
<u>Economic Development - 0129</u>				
Economic Development	4,117.00	4,117.00	---	---
<u>Corrections - 0130</u>				
Office of Administration	1,342.00	---	---	1,342.00
Corrections	31,792,428.76	9,385,951.30	18,974,281.00	3,432,196.46
<u>Revenue - 0132</u>				
Revenue	6,404,905.00	3,577,817.08	---	2,827,087.92
<u>Agriculture - 0133</u>				
Agriculture	9,317,277.00	4,957,138.50	---	4,360,138.50
<u>Office of Administration - 0135</u>				
Office of Administration	11,723,836.00	6,289,365.74	---	5,434,470.26
<u>Attorney General - 0136</u>				
Executive	4,981,950.00	2,806,393.89	---	2,175,556.11
Office of Administration	8,597.00	3,255.24	---	5,341.76
<u>Supreme Court - 0137</u>				
Judiciary	9,740,930.00	5,740,060.34	---	4,000,869.66
Office of Administration	1,376.00	896.55	---	479.45
<u>Missouri Council on the Arts - 0138</u>				
Economic Development	971,056.00	518,438.57	---	452,617.43
<u>Natural Resources - 0140</u>				
Office of Administration	76,277.70	5,108.47	---	71,169.23
Natural Resources	56,906,379.54	33,188,373.13	---	23,718,006.41
<u>Management Information Systems - 0141</u>				
Economic Development	2,200,000.00	---	---	2,200,000.00
<u>Health - 0143</u>				
Office of Administration	71,557.00	35,554.75	---	36,002.25
Health and Senior Services	569,554,963.00	514,514,353.78	---	55,040,609.22
<u>State Emergency Management - 0145</u>				
Office of Administration	500.00	31.44	---	468.56
Public Safety	77,089,048.00	61,680,733.26	---	15,408,314.74
<u>Mental Health Intergovernmental Transfer - 0147</u>				
Mental Health	11,000,000.00	6,735,525.00	---	4,264,475.00
<u>Mental Health - 0148</u>				
Office of Administration	38,028.00	31,549.38	---	6,478.62
Mental Health	468,182,634.00	421,447,406.83	---	46,735,227.17

**STATE OF MISSOURI
SUMMARY OF APPROPRIATIONS BY FUND AND DEPARTMENT
FEDERAL FUNDS
FOR THE APPROPRIATION YEAR 2007**

	Appropriations	Expenditures and Appropriated Transfers Out	Reappropriations to 2008	Lapse of Appropriations
<u>Highway Safety - 0149</u>				
Transportation	34,742,491.00	32,591,643.15	---	2,150,847.85
<u>Secretary of State Records - 0150</u>				
Executive	15,000.00	---	---	15,000.00
<u>National Endowment for Human Services American Treasury Grant - 0151</u>				
Executive	228,060.00	86,877.41	---	141,182.59
<u>Public Safety - 0152</u>				
Office of Administration	8,768.00	7,915.77	---	852.23
Public Safety	44,082,774.00	27,465,084.98	---	16,617,689.02
<u>Job Development and Training - 0155</u>				
Office of Administration	47,560.00	6,672.02	---	40,887.98
Economic Development	126,314,316.00	106,170,697.36	---	20,143,618.64
<u>Election Admin Improvement - 0157</u>				
Executive	32,403,985.00	20,865,212.78	---	11,538,772.22
<u>Election Improvement Revolving Loan - 0158</u>				
Executive	396,185.00	---	---	396,185.00
<u>Title XIX - 0163</u>				
Social Services	2,733,625,444.00	2,163,589,940.17	---	570,035,503.83
<u>Information Technology - 0165</u>				
Office of Administration	67,335,389.00	54,129,719.97	---	13,205,669.03
<u>Secretary of State - 0166</u>				
Executive	200,000.00	---	---	200,000.00
<u>Family Services Donations - 0167</u>				
Social Services	133,994.00	9,442.97	---	124,551.03
<u>Aging Donations - 0168</u>				
Health and Senior Services	50,000.00	1,599.31	---	48,400.69
<u>DHSS Disaster - 0178</u>				
Health and Senior Services	2.00	---	---	2.00
<u>Missouri Veterans Commission - 0184</u>				
Public Safety	8,700,001.00	700,000.00	8,000,001.00	---
<u>MCSAP - Transportation - 0185</u>				
Transportation	1,500,000.00	1,401,592.11	---	98,407.89

**STATE OF MISSOURI
SUMMARY OF APPROPRIATIONS BY FUND AND DEPARTMENT
FEDERAL FUNDS
FOR THE APPROPRIATION YEAR 2007**

	Appropriations	Expenditures and Appropriated Transfers Out	Reappropriations to 2008	Lapse of Appropriations
<u>Labor Standards - 0186</u>				
Office of Administration	340.00	---	---	340.00
Labor and Industrial Relations	1,524,233.00	656,066.65	---	868,166.35
<u>Governor's Committee on Employment of the Handicapped - 0188</u>				
Elementary and Secondary Education	821,282.00	665,562.40	---	155,719.60
<u>Federal and Other - 0189</u>				
Social Services	78,000.00	77,299.39	---	700.61
<u>Adjutant General - 0190</u>				
Office of Administration	56,667.00	21,521.50	---	35,145.50
Public Safety	204,266,902.32	28,599,713.83	161,439,149.00	14,228,039.49
<u>Crime Victims - 0191</u>				
Labor and Industrial Relations	2,262,671.00	1,591,407.88	---	671,263.12
<u>Insurance - 0192</u>				
Insurance, Financial Institutions and Professional Registration	600,000.00	600,000.00	---	---
<u>Federal Drug Seizure - 0194</u>				
Public Safety	1,036,682.00	850,210.35	---	186,471.65
<u>Secretary of State - 0195</u>				
Executive	5,412,821.00	3,362,413.42	---	2,050,407.58
Office of Administration	6,250.00	---	---	6,250.00
<u>Community Service Commission - 0197</u>				
Economic Development	2,970,924.00	2,674,155.53	---	296,768.47
<u>Temporary Assistance for Needy Families - 0199</u>				
Office of Administration	1,982.00	---	---	1,982.00
Social Services	156,291,477.00	139,943,175.11	---	16,348,301.89
<u>Family Services - Administrative - 0610</u>				
Office of Administration	192,009.00	117,145.21	---	74,863.79
Social Services	595,940,586.00	527,861,939.34	---	68,078,646.66
<u>Missouri Disaster - 0663</u>				
Public Safety	57,450,500.00	57,450,472.75	---	27.25
<u>Abandoned Mine Reclamation - 0697</u>				
Natural Resources	785.00	605.00	---	180.00

**STATE OF MISSOURI
SUMMARY OF APPROPRIATIONS BY FUND AND DEPARTMENT
FEDERAL FUNDS
FOR THE APPROPRIATION YEAR 2007**

	<u>Appropriations</u>	<u>Expenditures and Appropriated Transfers Out</u>	<u>Reappropriations to 2008</u>	<u>Lapse of Appropriations</u>
<u>Justice Assistance Grant Program - 0782</u>				
Public Safety	6,284,576.00	4,061,070.52	---	2,223,505.48
<u>Unemployment Compensation Administration - 0948</u>				
Office of Administration	1,294,366.00	22,744.69	---	1,271,621.31
Labor and Industrial Relations	43,554,163.00	30,345,402.14	---	13,208,760.86
Subtotals	6,544,137,635.32	5,251,384,811.38	188,413,431.00	1,104,339,392.94
Appropriated Transfers Out	<u>239,823,126.00</u>	<u>211,872,760.47</u>	---	<u>27,950,365.53</u>
Totals	<u>\$ 6,783,960,761.32</u>	<u>\$ 5,463,257,571.85</u>	<u>\$ 188,413,431.00</u>	<u>\$ 1,132,289,758.47</u>

**STATE OF MISSOURI
SUMMARY OF APPROPRIATIONS BY FUND AND DEPARTMENT
SPECIAL REVENUE FUNDS
FOR THE APPROPRIATION YEAR 2007**

	Appropriations	Expenditures and Appropriated Transfers Out	Reappropriations to 2008	Lapse of Appropriations
<u>Marguerite Ross Barnett</u>				
<u>Scholarship - 0131</u>				
Higher Education	\$ 442,000.00	\$ 441,745.40	\$ ---	\$ 254.60
<u>Utilecare Stabilization - 0134</u>				
Natural Resources	631,715.00	631,714.00	---	1.00
Social Services	6,317,148.00	5,685,433.00	---	631,715.00
<u>Health Care Technology - 0170</u>				
Health and Senior Services	1,800,000.00	68,347.07	---	1,731,652.93
Mental Health	613,700.00	613,700.00	---	---
Social Services	5,175,000.00	2,094,581.73	---	3,080,418.27
<u>Motorcycle Safety Trust - 0246</u>				
Transportation	375,000.00	372,603.24	---	2,396.76
<u>School District Bonds - 0248</u>				
Elementary and Secondary Education	592,000.00	363,005.59	---	228,994.41
<u>Compulsive Gamblers - 0249</u>				
Mental Health	468,300.00	370,571.39	---	97,728.61
Public Safety	40,000.00	16,701.93	---	23,298.07
<u>Missouri Crime Prevention</u>				
<u>Information and Programming - 0253</u>				
Public Safety	50,000.00	23,132.86	---	26,867.14
<u>Missouri Housing Trust - 0254</u>				
Economic Development	5,064,035.00	5,064,034.16	---	0.84
<u>Treasurer's Information - 0255</u>				
Executive	8,000.00	2,454.21	---	5,545.79
<u>Elevator Safety - 0257</u>				
Office of Administration	48,840.00	48,823.40	---	16.60
Public Safety	434,828.00	346,687.59	---	88,140.41
<u>Missouri Arts Council Trust - 0262</u>				
Office of Administration	25,892.00	6,791.47	---	19,100.53
Economic Development	4,728,278.00	2,873,316.95	---	1,854,961.05
<u>Missouri Commission for the Deaf</u>				
<u>Board of Certification of</u>				
<u>Interpreters - 0264</u>				
Office of Administration	8,000.00	6,615.04	---	1,384.96
Elementary and Secondary Education	117,000.00	85,025.63	---	31,974.37
<u>Secretary of State's Technology</u>				
<u>Trust Fund Account - 0266</u>				
Executive	3,015,191.00	2,588,841.11	---	426,349.89

STATE OF MISSOURI
SUMMARY OF APPROPRIATIONS BY FUND AND DEPARTMENT
SPECIAL REVENUE FUNDS
FOR THE APPROPRIATION YEAR 2007

	Appropriations	Expenditures and Appropriated Transfers Out	Reappropriations to 2008	Lapse of Appropriations
<u>Missouri Air Emission Reduction - 0267</u>				
Office of Administration	78,720.13	62,652.88	---	16,067.25
Agriculture	232,300.00	---	---	232,300.00
Natural Resources	1,387,152.00	808,527.41	---	578,624.59
<u>Missouri National Guard Training Site - 0269</u>				
Public Safety	323,740.00	308,073.11	---	15,666.89
<u>Statewide Court Automation - 0270</u>				
Judiciary	5,306,594.00	4,772,950.34	---	533,643.66
<u>Nursing Facility Quality of Care - 0271</u>				
Office of Administration	490,610.00	360,982.18	---	129,627.82
Health and Senior Services	3,251,679.00	1,165,911.74	---	2,085,767.26
Social Services	98,625.00	87,592.12	---	11,032.88
<u>Tourism Supplemental Revenue - 0274</u>				
Office of Administration	55,292.00	35,806.54	---	19,485.46
Economic Development	18,269,904.00	14,454,075.80	---	3,815,828.20
<u>Health Initiatives - 0275</u>				
Office of Administration	12,798.00	7,166.39	---	5,631.61
Health and Senior Services	5,410,980.00	5,237,566.55	---	173,413.45
Mental Health	5,856,455.00	5,802,526.88	---	53,928.12
Revenue	80,873.00	57,199.76	---	23,673.24
Social Services	21,537,618.00	16,089,239.23	---	5,448,378.77
<u>Health Access Incentive - 0276</u>				
Office of Administration	9,290.00	9,285.21	---	4.79
Health and Senior Services	3,255,608.00	3,129,623.52	---	125,984.48
<u>Mental Health Housing Trust - 0277</u>				
Mental Health	773,900.00	645,256.94	---	128,643.06
<u>Business Extension Service Team - 0280</u>				
Economic Development	1,854,000.00	---	---	1,854,000.00
<u>Peace Officers Standards and Training Commission - 0281</u>				
Public Safety	1,400,000.00	1,323,441.03	---	76,558.97
<u>Independent Living Center - 0284</u>				
Elementary and Secondary Education	390,556.00	357,970.10	---	32,585.90
<u>Gaming Proceeds for Education - 0285</u>				
Revenue	21,392.00	---	---	21,392.00

**STATE OF MISSOURI
SUMMARY OF APPROPRIATIONS BY FUND AND DEPARTMENT
SPECIAL REVENUE FUNDS
FOR THE APPROPRIATION YEAR 2007**

	Appropriations	Expenditures and Appropriated Transfers Out	Reappropriations to 2008	Lapse of Appropriations
<u>Gaming Commission - 0286</u>				
Executive	136,768.00	136,765.41	---	2.59
Office of Administration	6,304.00	2,431.07	---	3,872.93
Public Safety	22,031,513.00	16,729,972.60	---	5,301,540.40
Revenue	5,000.00	---	---	5,000.00
Social Services	500,000.00	374,464.65	---	125,535.35
<u>Outstanding Schools Trust - 0287</u>				
Elementary and Secondary Education	532,872,378.00	532,872,377.26	---	0.74
<u>Mental Health Earnings - 0288</u>				
Mental Health	4,367,284.00	3,988,001.81	---	379,282.19
<u>Bingo Proceeds for Education - 0289</u>				
Elementary and Secondary Education	4,818,338.05	3,867,963.45	930,785.00	19,589.60
Higher Education	178,601.79	178,601.00	---	0.79
Public Safety	5,000.00	---	---	5,000.00
<u>Highway - Grade Crossing Safety Account - 0290</u>				
Transportation	4,790,991.00	1,086,937.09	---	3,704,053.91
<u>Lottery Proceeds - 0291</u>				
Office of Administration	110,880.00	107,553.38	---	3,326.62
Elementary and Secondary Education	150,690,483.00	149,841,964.14	---	848,518.86
Higher Education	74,781,156.65	74,757,890.22	---	23,266.43
<u>Animal Health Laboratory Fee - 0292</u>				
Office of Administration	11,017.00	10,971.51	---	45.49
Agriculture	591,080.00	465,253.90	---	125,826.10
<u>Mammography - 0293</u>				
Office of Administration	4,640.00	2,800.37	---	1,839.63
Health and Senior Services	96,034.00	72,044.05	---	23,989.95
<u>Animal Care Reserve - 0295</u>				
Office of Administration	16,014.00	10,718.07	---	5,295.93
Agriculture	612,190.00	359,483.13	---	252,706.87
<u>Aging - Elderly Home Delivered Meals Trust - 0296</u>				
Office of Administration	10,800.00	10,800.00	---	---
Health and Senior Services	430,000.00	64,419.00	---	365,581.00
Revenue	11,860.00	11,144.73	---	715.27
<u>Highway Patrol Inspection - 0297</u>				
Public Safety	110,000.00	102,167.80	---	7,832.20
<u>Missouri Public Health Services - 0298</u>				
Office of Administration	838,356.00	554,315.36	---	284,040.64
Health and Senior Services	6,058,101.00	4,995,576.09	---	1,062,524.91

**STATE OF MISSOURI
SUMMARY OF APPROPRIATIONS BY FUND AND DEPARTMENT
SPECIAL REVENUE FUNDS
FOR THE APPROPRIATION YEAR 2007**

	<u>Appropriations</u>	<u>Expenditures and Appropriated Transfers Out</u>	<u>Reappropriations to 2008</u>	<u>Lapse of Appropriations</u>
<u>Livestock Brands - 0299</u>				
Office of Administration	3,228.00	1,978.82	---	1,249.18
Agriculture	38,151.00	3,440.98	---	34,710.02
<u>Commodity Council Merchandising - 0406</u>				
Office of Administration	1,104.00	639.34	---	464.66
Agriculture	190,490.00	53,629.99	---	136,860.01
<u>Statutory Revision - 0546</u>				
Legislature	108,567.00	108,187.03	---	379.97
<u>Credit Unions - 0548</u>				
Office of Administration	18,010.00	12,491.79	---	5,518.21
Economic Development	1,225,008.00	935,131.64	---	289,876.36
<u>Finance - 0550</u>				
Office of Administration	151,039.00	121,030.42	---	30,008.58
Economic Development	6,381,011.00	5,595,482.29	---	785,528.71
<u>Insurance Examiners - 0552</u>				
Office of Administration	159,430.00	93,213.00	---	66,217.00
Insurance, Financial Institutions and Professional Registration	7,345,507.00	5,832,450.16	---	1,513,056.84
<u>Natural Resources Protection - 0555</u>				
Office of Administration	309.00	---	---	309.00
Agriculture	17,700.00	---	---	17,700.00
Natural Resources	334,172.00	184,355.99	---	149,816.01
<u>Deaf Relay Service - 0559</u>				
Office of Administration	13,000.00	779.98	---	12,220.02
Economic Development	5,000,000.00	3,063,321.82	---	1,936,678.18
Elementary and Secondary Education	2,177,441.00	1,561,256.55	---	616,184.45
<u>Endowed Care Cemetery Audit - 0562</u>				
Health and Senior Services	2,899.00	2,509.84	---	389.16
<u>Missouri Community College Job Training Program - 0563</u>				
Economic Development	16,000,000.00	4,920,373.88	---	11,079,626.12
<u>Professional and Practical Nursing Student Loan and Nurse Loan Repayment - 0565</u>				
Office of Administration	5,600.00	4,838.37	---	761.63
Health and Senior Services	610,795.00	523,271.38	---	87,523.62

**STATE OF MISSOURI
SUMMARY OF APPROPRIATIONS BY FUND AND DEPARTMENT
SPECIAL REVENUE FUNDS
FOR THE APPROPRIATION YEAR 2007**

	Appropriations	Expenditures and Appropriated Transfers Out	Reappropriations to 2008	Lapse of Appropriations
<u>Insurance Dedicated - 0566</u>				
Office of Administration	949,725.00	844,123.67	---	105,601.33
Insurance, Financial Institutions and Professional Registration	6,186,066.00	5,280,354.05	---	905,711.95
<u>International Trade Show Revolving - 0567</u>				
Office of Administration	2,762.00	---	---	2,762.00
Economic Development	72,238.00	15,025.06	---	57,212.94
<u>Natural Resources Protection - Water Pollution Permit Fee Subaccount - 0568</u>				
Executive	39,226.00	39,226.00	---	---
Office of Administration	442,206.29	276,355.20	---	165,851.09
Natural Resources	6,083,882.00	5,439,300.17	---	644,581.83
<u>Solid Waste Management - Scrap Tire Subaccount - 0569</u>				
Natural Resources	2,257,355.00	2,028,084.95	---	229,270.05
Revenue	20,150.00	11,179.53	---	8,970.47
<u>Solid Waste Management - 0570</u>				
Executive	39,726.00	39,726.00	---	---
Office of Administration	105,065.63	99,978.89	---	5,086.74
Natural Resources	21,124,305.00	11,699,086.23	---	9,425,218.77
<u>Missouri Qualified Fuel Ethanol Producer Incentive - 0571</u>				
Agriculture	13,687,991.00	13,687,990.58	---	0.42
<u>Aquaculture Marketing Development - 0573</u>				
Agriculture	33,419.00	13,704.01	---	19,714.99
<u>Metallic Minerals Waste Management - 0575</u>				
Office of Administration	11,564.00	6,266.36	---	5,297.64
Natural Resources	48,206.00	34,194.91	---	14,011.09
<u>Local Records Preservation - 0577</u>				
Executive	1,931,714.00	1,634,773.41	---	296,940.59
<u>Spinal Cord Injury - 0578</u>				
Higher Education	400,000.00	400,000.00	---	---
<u>Veterans' Trust - 0579</u>				
Public Safety	77,301.00	67,907.77	---	9,393.23

**STATE OF MISSOURI
SUMMARY OF APPROPRIATIONS BY FUND AND DEPARTMENT
SPECIAL REVENUE FUNDS
FOR THE APPROPRIATION YEAR 2007**

	Appropriations	Expenditures and Appropriated Transfers Out	Reappropriations to 2008	Lapse of Appropriations
<u>Livestock Sales and Markets</u>				
<u>Fees - 0581</u>				
Office of Administration	630.00	447.36	---	182.64
Agriculture	32,565.00	9,948.00	---	22,617.00
<u>Manufactured Housing - 0582</u>				
Economic Development	509,590.00	363,148.67	---	146,441.33
<u>Natural Resources Protection -</u>				
<u>Air Pollution Asbestos Fee</u>				
<u>Subaccount - 0584</u>				
Office of Administration	19,769.64	8,754.20	---	11,015.44
Natural Resources	372,135.00	272,495.22	---	99,639.78
<u>Underground Storage Tank</u>				
<u>Regulation Program - 0586</u>				
Office of Administration	41,287.00	33,137.39	---	8,149.61
Natural Resources	121,374.00	76,423.83	---	44,950.17
<u>Chemical Emergency</u>				
<u>Preparedness - 0587</u>				
Office of Administration	11,500.00	8,390.75	---	3,109.25
Public Safety	983,739.00	647,871.27	---	335,867.73
<u>Motor Vehicle Commission - 0588</u>				
Executive	47,276.00	47,269.52	---	6.48
Office of Administration	55,965.00	49,929.63	---	6,035.37
Revenue	1,121,954.00	807,326.44	---	314,627.56
<u>Health Spa Regulatory - 0589</u>				
Executive	5,000.00	5,000.00	---	---
<u>Missouri CASA - 0590</u>				
Judiciary	100,000.00	83,437.22	---	16,562.78
<u>State Forensic Laboratory - 0591</u>				
Public Safety	556,000.00	428,618.26	---	127,381.74
<u>Services to Victims - 0592</u>				
Public Safety	5,026,730.00	4,432,985.60	---	593,744.40
Revenue	1,804.00	1,804.00	---	---
<u>Natural Resources Protection -</u>				
<u>Air Pollution Permit Fee</u>				
<u>Subaccount - 0594</u>				
Executive	39,201.00	39,201.00	---	---
Office of Administration	280,349.58	240,402.62	---	39,946.96
Natural Resources	8,417,323.00	6,855,471.92	---	1,561,851.08
<u>Missouri Main Street Program - 0596</u>				
Economic Development	40,590.00	40,114.22	---	475.78

**STATE OF MISSOURI
SUMMARY OF APPROPRIATIONS BY FUND AND DEPARTMENT
SPECIAL REVENUE FUNDS
FOR THE APPROPRIATION YEAR 2007**

	Appropriations	Expenditures and Appropriated Transfers Out	Reappropriations to 2008	Lapse of Appropriations
<u>Medical School Loan and Loan Repayment Program - 0598</u>				
Health and Senior Services	50,000.00	---	---	50,000.00
<u>Missouri Job Development - 0600</u>				
Office of Administration	7,000.00	---	---	7,000.00
Economic Development	8,014,862.00	7,864,402.09	---	150,459.91
<u>Children's Service Commission - 0601</u>				
Elementary and Secondary Education	10,000.00	---	---	10,000.00
<u>Water and Wastewater Loan Revolving - 0602</u>				
Natural Resources	83,108,049.00	48,587,567.00	---	34,520,482.00
<u>Missouri Breeders - 0605</u>				
Public Safety	5,000.00	---	---	5,000.00
<u>Public Service Commission - 0607</u>				
Office of Administration	11,620.00	4,347.76	---	7,272.24
Economic Development	13,392,292.00	12,176,656.93	---	1,215,635.07
<u>Conservation Commission - 0609</u>				
Executive	43,180.00	43,175.30	---	4.70
Office of Administration	1,179,140.00	985,905.34	---	193,234.66
Conservation	168,275,071.09	148,978,259.73	6,237,031.00	13,059,780.36
Revenue	526,094.00	516,636.41	---	9,457.59
<u>Parks Sales Tax - 0613</u>				
Executive	20,262.00	20,256.03	---	5.97
Office of Administration	494,920.00	482,927.98	---	11,992.02
Natural Resources	38,347,344.05	28,967,374.66	5,287,037.00	4,092,932.39
<u>Soil and Water Sales Tax - 0614</u>				
Executive	33,302.00	33,296.93	---	5.07
Office of Administration	189,116.10	160,049.21	---	29,066.89
Natural Resources	40,250,401.00	35,377,806.32	---	4,872,594.68
<u>Apple Merchandising - 0615</u>				
Agriculture	12,000.00	3,500.00	---	8,500.00
<u>State School Money - 0616</u>				
Office of Administration	38,460.00	35,274.75	---	3,185.25
Elementary and Secondary Education	2,207,504,224.00	2,207,502,781.39	---	1,442.61
Revenue	50,000.00	16,709.93	---	33,290.07
<u>Handicapped Children's Trust - 0618</u>				
Elementary and Secondary Education	75,000.00	8,765.40	45,000.00	21,234.60

STATE OF MISSOURI
SUMMARY OF APPROPRIATIONS BY FUND AND DEPARTMENT
SPECIAL REVENUE FUNDS
FOR THE APPROPRIATION YEAR 2007

	Appropriations	Expenditures and Appropriated Transfers Out	Reappropriations to 2008	Lapse of Appropriations
<u>Social Services Educational Improvement - 0620</u>				
Office of Administration	27,121.00	731.48	---	26,389.52
Social Services	5,727,665.00	5,701,760.44	---	25,904.56
<u>Blind Pension - 0621</u>				
Office of Administration	29,591.00	29,591.00	---	---
Social Services	26,887,555.00	25,559,594.62	---	1,327,960.38
<u>Tort Victims' Compensation - 0622</u>				
Labor and Industrial Relations	505,000.00	470,092.49	---	34,907.51
<u>State Seminary Money - 0623</u>				
Higher Education	250,000.00	163,497.52	---	86,502.48
<u>Livestock Dealer Law Enforcement and Administration - 0624</u>				
Office of Administration	237.00	126.40	---	110.60
Agriculture	12,250.00	---	---	12,250.00
<u>Board of Accountancy - 0627</u>				
Office of Administration	5,071.00	1,675.60	---	3,395.40
Economic Development	443,588.00	389,395.27	---	54,192.73
<u>Board of Barber Examiners - 0628</u>				
Office of Administration	400.00	---	---	400.00
<u>Board of Podiatric Medicine - 0629</u>				
Office of Administration	1,012.00	8.80	---	1,003.20
Economic Development	20,669.00	16,964.67	---	3,704.33
<u>Board of Chiropractic Examiners - 0630</u>				
Office of Administration	1,485.00	394.79	---	1,090.21
Economic Development	149,567.00	103,751.05	---	45,815.95
<u>Merchandising Practices Revolving - 0631</u>				
Executive	2,750,504.00	1,821,430.30	---	929,073.70
<u>Board of Cosmetology - 0632</u>				
Office of Administration	2,000.00	---	---	2,000.00
<u>Board of Embalmers and Funeral Directors - 0633</u>				
Office of Administration	4,241.00	770.81	---	3,470.19
Economic Development	145,393.00	106,057.46	---	39,335.54

STATE OF MISSOURI
SUMMARY OF APPROPRIATIONS BY FUND AND DEPARTMENT
SPECIAL REVENUE FUNDS
FOR THE APPROPRIATION YEAR 2007

	Appropriations	Expenditures and Appropriated Transfers Out	Reappropriations to 2008	Lapse of Appropriations
<u>Board of Registration for Healing</u>				
<u>Arts - 0634</u>				
Office of Administration	9,645.00	2,863.57	---	6,781.43
Economic Development	2,461,803.00	2,281,162.07	---	180,640.93
<u>Board of Nursing - 0635</u>				
Office of Administration	7,586.00	6,339.62	---	1,246.38
Economic Development	1,903,757.00	1,517,196.82	---	386,560.18
<u>Board of Optometry - 0636</u>				
Office of Administration	561.00	390.67	---	170.33
Economic Development	42,043.00	33,797.81	---	8,245.19
<u>Board of Pharmacy - 0637</u>				
Office of Administration	5,590.00	1,606.73	---	3,983.27
Economic Development	1,539,453.00	1,169,413.96	---	370,039.04
<u>Missouri Real Estate</u>				
<u>Commission - 0638</u>				
Office of Administration	15,053.00	8,141.21	---	6,911.79
Economic Development	1,187,039.00	984,791.84	---	202,247.16
<u>Veterinary Medical Board - 0639</u>				
Office of Administration	1,517.00	427.37	---	1,089.63
Economic Development	109,579.00	73,090.86	---	36,488.14
<u>Health Care Treatment and Access</u>				
<u>Account - 0640</u>				
Higher Education	419,355.00	419,354.00	---	1.00
Mental Health	2,052,908.00	2,006,269.86	---	46,638.14
Social Services	50,959,100.00	50,959,100.00	---	---
<u>Tobacco Prevention, Education, and Cessation Account - 0643</u>				
Office of Administration	168.00	---	---	168.00
Mental Health	300,000.00	300,000.00	---	---
Public Safety	138,572.00	138,484.50	---	87.50
<u>Highway Department - 0644</u>				
Office of Administration	3,799,369.00	3,454,770.60	---	344,598.40
Transportation	34,300,000.00	32,885,857.29	---	1,414,142.71
Public Safety	185,627,898.23	161,781,807.01	11,973,120.00	11,872,971.22
Revenue	24,075,586.00	21,552,349.24	---	2,523,236.76
<u>Milk Inspection Fees - 0645</u>				
Office of Administration	5,929.00	4,293.36	---	1,635.64
Agriculture	1,459,060.00	1,095,580.20	---	363,479.80
<u>Health Document Services - 0646</u>				
Office of Administration	108,356.00	98,237.80	---	10,118.20
Health and Senior Services	821,965.00	504,335.55	---	317,629.45

STATE OF MISSOURI
SUMMARY OF APPROPRIATIONS BY FUND AND DEPARTMENT
SPECIAL REVENUE FUNDS
FOR THE APPROPRIATION YEAR 2007

	Appropriations	Expenditures and Appropriated Transfers Out	Reappropriations to 2008	Lapse of Appropriations
<u>Grain Inspection Fees - 0647</u>				
Office of Administration	30,651.00	23,939.23	---	6,711.77
Agriculture	2,082,839.00	1,238,669.66	---	844,169.34
<u>Petition Audit Revolving Trust - 0648</u>				
Executive	797,696.00	154,351.45	---	643,344.55
<u>Water and Wastewater Loan - 0649</u>				
Natural Resources	114,008,344.00	57,636,877.14	---	56,371,466.86
<u>Tourism Marketing - 0650</u>				
Economic Development	15,000.00	5,000.00	---	10,000.00
<u>Excellence In Education - 0651</u>				
Office of Administration	5,000.00	4,990.93	---	9.07
Elementary and Secondary Education	2,939,102.00	1,484,861.38	---	1,454,240.62
<u>Workers' Compensation - 0652</u>				
Executive	663,953.00	567,536.99	---	96,416.01
Office of Administration	663,372.00	579,779.13	---	83,592.87
Labor and Industrial Relations	10,608,676.89	8,743,812.92	---	1,864,863.97
Revenue	1,669,902.00	78,340.59	---	1,591,561.41
<u>Workers' Compensation - Second Injury - 0653</u>				
Executive	3,038,903.00	2,997,058.54	---	41,844.46
Office of Administration	5,004.00	---	---	5,004.00
Labor and Industrial Relations	68,756,625.00	66,087,715.56	---	2,668,909.44
Revenue	248,966.00	---	---	248,966.00
<u>Health - Donated - 0658</u>				
Office of Administration	121,430.00	40,250.43	---	81,179.57
Health and Senior Services	4,779,547.00	1,193,813.40	---	3,585,733.60
<u>Railroad Expense - 0659</u>				
Transportation	759,973.00	578,730.59	---	181,242.41
<u>Groundwater Protection - 0660</u>				
Office of Administration	12,836.00	9,993.49	---	2,842.51
Natural Resources	583,629.00	535,257.19	---	48,371.81
<u>State Contracted Manufacturing Dairy Plant Inspection and Grading Fee - 0661</u>				
Agriculture	8,000.00	---	---	8,000.00
<u>Petroleum Inspection - 0662</u>				
Office of Administration	136,745.00	105,780.09	---	30,964.91
Agriculture	2,331,165.00	2,077,068.74	---	254,096.26
Revenue	33,631.00	30,262.00	---	3,369.00

**STATE OF MISSOURI
SUMMARY OF APPROPRIATIONS BY FUND AND DEPARTMENT
SPECIAL REVENUE FUNDS
FOR THE APPROPRIATION YEAR 2007**

	Appropriations	Expenditures and Appropriated Transfers Out	Reappropriations to 2008	Lapse of Appropriations
<u>Energy Set-Aside Program - 0667</u>				
Office of Administration	19,459.27	4,263.06	---	15,196.21
Natural Resources	13,384,155.00	5,492,651.03	---	7,891,503.97
<u>State Land Survey Program - 0668</u>				
Office of Administration	55,982.00	45,151.48	---	10,830.52
Natural Resources	1,236,384.00	1,129,974.48	---	106,409.52
<u>Petroleum Violation Escrow - 0669</u>				
Natural Resources	150.00	---	---	150.00
<u>Legal Defense and Defender - 0670</u>				
Judiciary	2,972,829.00	2,231,421.10	---	741,407.90
<u>Criminal Record System - 0671</u>				
Public Safety	10,597,273.00	7,468,996.78	---	3,128,276.22
<u>Motor Fuel Tax - 0673</u>				
Revenue	188,864,000.00	188,863,668.37	---	331.63
<u>Highway Patrol Academy - 0674</u>				
Public Safety	808,507.00	482,235.32	---	326,271.68
<u>State Transportation - 0675</u>				
Transportation	2,673,884.00	2,638,873.42	---	35,010.58
<u>Hazardous Waste - 0676</u>				
Executive	289,107.00	289,107.00	---	---
Office of Administration	294,238.00	259,061.38	---	35,176.62
Health and Senior Services	253,732.00	227,623.94	---	26,108.06
Natural Resources	4,066,216.00	2,746,026.20	---	1,320,189.80
<u>Dental Board - 0677</u>				
Office of Administration	3,061.00	574.61	---	2,486.39
Economic Development	613,645.00	504,928.85	---	108,716.15
<u>State Board of Architects, Engineers and Land Surveyors - 0678</u>				
Office of Administration	5,540.00	998.45	---	4,541.55
Economic Development	748,868.00	492,653.46	---	256,214.54
<u>Safe Drinking Water - 0679</u>				
Executive	13,787.00	13,787.00	---	---
Office of Administration	233,371.35	200,881.99	---	32,489.36
Natural Resources	2,786,986.00	2,509,495.42	---	277,490.58
<u>Missouri Office of Prosecution Services - 0680</u>				
Executive	1,514,419.00	975,064.83	---	539,354.17

**STATE OF MISSOURI
SUMMARY OF APPROPRIATIONS BY FUND AND DEPARTMENT
SPECIAL REVENUE FUNDS
FOR THE APPROPRIATION YEAR 2007**

	<u>Appropriations</u>	<u>Expenditures and Appropriated Transfers Out</u>	<u>Reappropriations to 2008</u>	<u>Lapse of Appropriations</u>
<u>Crime Victims' Compensation - 0681</u>				
Judiciary	887,200.00	887,141.21	---	58.79
Office of Administration	38,799.00	20,202.64	---	18,596.36
Labor and Industrial Relations	7,385,514.00	6,235,271.62	---	1,150,242.38
Public Safety	1,424,880.00	1,227,232.75	---	197,647.25
Revenue	1,804.00	1,804.00	---	---
<u>Marketing Development - 0683</u>				
Office of Administration	17,285.00	8,903.55	---	8,381.45
Agriculture	1,673,443.00	1,104,232.59	---	569,210.41
<u>Coal Mine Land Reclamation - 0684</u>				
Office of Administration	22,193.00	14,225.08	---	7,967.92
Natural Resources	941,286.00	86,414.94	---	854,871.06
<u>Fair Share - 0687</u>				
Revenue	11,000.00	7,426.66	---	3,573.34
<u>School District Trust - 0688</u>				
Elementary and Secondary Education	784,900,800.00	784,900,800.00	---	---
<u>Hazardous Waste Remedial - 0690</u>				
Executive	2,631.00	2,384.52	---	246.48
Office of Administration	3.00	---	---	3.00
<u>Missouri Air Pollution Control - 0691</u>				
Office of Administration	2,579.00	1,508.39	---	1,070.61
Natural Resources	59,167.00	40,809.67	---	18,357.33
<u>Children's Trust - 0694</u>				
Office of Administration	3,717,350.00	3,010,906.38	---	706,443.62
Health and Senior Services	14,495.00	12,550.70	---	1,944.30
<u>Highway Patrol Motor Vehicle Revolving - 0695</u>				
Public Safety	8,260,777.00	5,839,342.55	---	2,421,434.45
<u>Meramac-Onondaga State Parks - 0698</u>				
Natural Resources	5,600.00	3,832.41	---	1,767.59
<u>Oil and Gas Remedial - 0699</u>				
Natural Resources	26,000.00	23,890.00	---	2,110.00
<u>Biodiesel Fuel Revolving - 0730</u>				
Natural Resources	184,684.00	184,404.95	---	279.05
<u>Drug Court Resources - 0733</u>				
Judiciary	5,403,668.00	5,160,443.39	---	243,224.61

STATE OF MISSOURI
SUMMARY OF APPROPRIATIONS BY FUND AND DEPARTMENT
SPECIAL REVENUE FUNDS
FOR THE APPROPRIATION YEAR 2007

	Appropriations	Expenditures and Appropriated Transfers Out	Reappropriations to 2008	Lapse of Appropriations
<u>Missouri Senior RX - 0734</u>				
Office of Administration	6,109.00	57.66	---	6,051.34
<u>Gear-Up Scholarship - 0737</u>				
Higher Education	366,229.00	356,393.00	---	9,836.00
<u>Investors Restitution Fund - 0741</u>				
Executive	220,000.00	218,508.56	---	1,491.44
<u>Head Injury - 0742</u>				
Health and Senior Services	852,400.00	477,828.47	---	374,571.53
<u>Missouri Commission for the Deaf and Hard of Hearing - 0743</u>				
Office of Administration	1,000.00	241.11	---	758.89
Elementary and Secondary Education	50,200.00	2,071.79	---	48,128.21
<u>Boiler and Pressure Vessels Safety - 0744</u>				
Office of Administration	10,290.00	9,870.32	---	419.68
Public Safety	389,651.00	389,313.88	---	337.12
<u>Second Capital Commission - 0745</u>				
Office of Administration	25,000.00	---	---	25,000.00
<u>Stormwater Loan Revolving - 0754</u>				
Natural Resources	1,014,341.00	---	---	1,014,341.00
<u>Rural Water and Sewer Loan Revolving - 0755</u>				
Natural Resources	190,340.00	---	---	190,340.00
<u>Basic Civil Legal Services - 0757</u>				
Judiciary	3,324,531.00	3,231,161.21	---	93,369.79
<u>Highway Patrol Traffic Records - 0758</u>				
Public Safety	137,974.00	101,089.21	---	36,884.79
<u>Antiterrorism - 0759</u>				
Public Safety	5,000.00	---	---	5,000.00
<u>MoSMART - 0761</u>				
Public Safety	250,000.00	242,500.00	---	7,500.00
<u>Life Sciences Research Trust - 0763</u>				
Social Services	38,500,000.00	33,250,000.00	---	5,250,000.00
<u>Youth Services Products - 0764</u>				
Social Services	25,000.00	---	---	25,000.00

**STATE OF MISSOURI
SUMMARY OF APPROPRIATIONS BY FUND AND DEPARTMENT
SPECIAL REVENUE FUNDS
FOR THE APPROPRIATION YEAR 2007**

	Appropriations	Expenditures and Appropriated Transfers Out	Reappropriations to 2008	Lapse of Appropriations
<u>State Supplemental Downtown Development - 0766</u>				
Economic Development	1.00	---	---	1.00
<u>State Supplemental Rural Development - 0767</u>				
Economic Development	1.00	---	---	1.00
<u>Missouri State Penitentiary Redevelopment Commission - 0768</u>				
Office of Administration	1.00	---	---	1.00
<u>Missouri State Archives - St. Louis Trust - 0770</u>				
Executive	12,000,000.00	---	---	12,000,000.00
<u>DNA Profiling Analysis - 0772</u>				
Public Safety	1,618,395.00	1,190,248.19	---	428,146.81
<u>Department of Revenue Specialty Plate - 0775</u>				
Revenue	9,930.00	2,460.00	---	7,470.00
<u>Missouri Qualified Biodiesel Producer Incentive - 0777</u>				
Agriculture	5,250,000.00	4,250,802.18	---	999,197.82
<u>Missouri Rx Plan - 0779</u>				
Office of Administration	15,000.00	15,000.00	---	---
Social Services	24,509,456.00	8,100,498.20	---	16,408,957.80
<u>Putative Father Registry Fund - 0780</u>				
Office of Administration	11,338.00	6,112.75	---	5,225.25
Health and Senior Services	98,245.00	65,209.54	---	33,035.46
<u>Missouri Assistive Technology - 0781</u>				
Elementary and Secondary Education	750,000.00	427,003.11	---	322,996.89
<u>Economic Development Advancement - 0783</u>				
Economic Development	3,894,457.00	120,911.54	---	3,773,545.46
Natural Resources	105,616.00	101,998.70	---	3,617.30
<u>Classroom Trust - 0784</u>				
Elementary and Secondary Education	297,208,638.00	297,208,638.00	---	---
<u>Cosmetology and Barber Exam - 0785</u>				
Office of Administration	12,326.00	5,712.22	---	6,613.78
Economic Development	292,273.00	240,198.95	---	52,074.05

**STATE OF MISSOURI
SUMMARY OF APPROPRIATIONS BY FUND AND DEPARTMENT
SPECIAL REVENUE FUNDS
FOR THE APPROPRIATION YEAR 2007**

	<u>Appropriations</u>	<u>Expenditures and Appropriated Transfers Out</u>	<u>Reappropriations to 2008</u>	<u>Lapse of Appropriations</u>
<u>MoDOT Memorial Highway Sign - 0786</u>				
Transportation	1.00	---	---	1.00
<u>Missouri Wine and Grape - 0787</u>				
Agriculture	457,173.00	41,610.30	---	415,562.70
<u>Part C Early Intervention - 0788</u>				
Elementary and Secondary Education	5,095,254.00	2,554,960.81	---	2,540,293.19
<u>Lewis & Clark Discovery Fund - 0790</u>				
Economic Development	15,000,000.00	---	15,000,000.00	---
Higher Education	289,129,000.00	---	289,129,000.00	---
<u>Highway Patrol Expense - 0793</u>				
Public Safety	65,000.00	3,661.95	---	61,338.05
<u>Attorney General Trust - 0794</u>				
Executive	755,001.00	754,120.81	---	880.19
<u>Fire Education - 0821</u>				
Public Safety	163,504.00	152,503.81	---	11,000.19
<u>Library Networking - 0822</u>				
Executive	1,000,001.00	705,886.65	---	294,114.35
<u>Boll Weevil Suppression and Eradication - 0823</u>				
Agriculture	103,547.00	50,590.63	---	52,956.37
<u>Organ Donor Program - 0824</u>				
Office of Administration	18,507.00	11,031.67	---	7,475.33
Health and Senior Services	294,319.00	64,960.97	---	229,358.03
<u>Child Labor Enforcement - 0826</u>				
Office of Administration	15,000.00	1,149.21	---	13,850.79
Labor and Industrial Relations	185,000.00	66,228.50	---	118,771.50
<u>Youth Opportunities and Violence Prevention - 0827</u>				
Economic Development	1.00	---	---	1.00
<u>Inmate Incarceration Reimbursement Act Revolving - 0828</u>				
Executive	76,553.00	76,553.00	---	---
<u>Secretary of State Investor Education Fund - 0829</u>				
Executive	606,698.00	568,247.34	---	38,450.66
<u>Property Reuse - 0830</u>				
Economic Development	600,000.00	---	---	600,000.00

**STATE OF MISSOURI
SUMMARY OF APPROPRIATIONS BY FUND AND DEPARTMENT
SPECIAL REVENUE FUNDS
FOR THE APPROPRIATION YEAR 2007**

	Appropriations	Expenditures and Appropriated Transfers Out	Reappropriations to 2008	Lapse of Appropriations
<u>State Court Administration</u>				
<u>Revolving - 0831</u>				
Judiciary	230,000.00	136,431.47	---	93,568.53
<u>Recruitment and Retention</u>				
<u>Scholarship - 0832</u>				
Natural Resources	50,000.00	---	---	50,000.00
<u>Concentrated Animal Feeding</u>				
<u>Operation Indemnity - 0834</u>				
Natural Resources	100,000.00	---	---	100,000.00
<u>State Document Preservation - 0836</u>				
Executive	361,858.00	8,606.43	---	353,251.57
<u>Light Rail Safety - 0838</u>				
Transportation	1.00	---	---	1.00
<u>Student Grant - 0839</u>				
Higher Education	34,824,521.00	15,978,341.50	---	18,846,179.50
<u>Academic Scholarship - 0840</u>				
Higher Education	16,402,000.00	16,331,863.00	---	70,137.00
<u>State Transportation Assistance</u>				
<u>Revolving - 0841</u>				
Transportation	550,000.00	250,000.00	---	300,000.00
<u>Criminal Justice Network and</u>				
<u>Technology Revolving - 0842</u>				
Public Safety	1,562,008.00	1,156,496.92	---	405,511.08
<u>Youth Services Treatment - 0843</u>				
Social Services	999.00	---	---	999.00
<u>Missouri Office of Prosecution</u>				
<u>Services Revolving - 0844</u>				
Executive	150,000.00	98,074.99	---	51,925.01
<u>Judiciary Education and</u>				
<u>Training - 0847</u>				
Judiciary	1,738,002.00	1,349,715.07	---	388,286.93
<u>Missouri Supplemental Tax</u>				
<u>Increment Financing - 0848</u>				
Economic Development	3,932,002.00	2,604,661.07	---	1,327,340.93
<u>Domestic Relations Resolution - 0852</u>				
Judiciary	395,262.00	106,496.98	---	288,765.02

**STATE OF MISSOURI
SUMMARY OF APPROPRIATIONS BY FUND AND DEPARTMENT
SPECIAL REVENUE FUNDS
FOR THE APPROPRIATION YEAR 2007**

	Appropriations	Expenditures and Appropriated Transfers Out	Reappropriations to 2008	Lapse of Appropriations
<u>Correctional Substance Abuse Earnings - 0853</u>				
Corrections	264,600.00	88,232.51	---	176,367.49
<u>Missouri Wine Marketing and Research Development - 0855</u>				
Agriculture	33,000.00	32,156.79	---	843.21
<u>Missouri College Guarantee - 0858</u>				
Higher Education	17,662,557.00	9,403,318.00	---	8,259,239.00
<u>Early Childhood Development, Education and Care - 0859</u>				
Office of Administration	36,644.00	36,510.86	---	133.14
Elementary and Secondary Education	15,336,244.00	14,950,000.92	---	386,243.08
Health and Senior Services	981,216.00	817,854.93	---	163,361.07
Social Services	14,515,294.00	13,598,526.74	---	916,767.26
<u>Guaranty Agency Operating - 0880</u>				
Office of Administration	866,122.00	594,948.38	---	271,173.62
Higher Education	16,607,840.00	11,765,141.43	---	4,842,698.57
<u>Federal Student Loan Reserve - 0881</u>				
Higher Education	109,000,000.00	96,954,515.19	---	12,045,484.81
<u>Premium - 0885</u>				
Social Services	15,090,340.00	8,774,792.20	---	6,315,547.80
<u>Missouri Alternative Fuel Vehicle Loan - 0886</u>				
Natural Resources	2,050.00	---	---	2,050.00
<u>Missouri Public Broadcasting Corporation Special - 0887</u>				
Economic Development	600,000.00	533,500.00	---	66,500.00
<u>Assistive Technology Loan Revolving - 0889</u>				
Elementary and Secondary Education	546,592.00	181,022.04	---	365,569.96
<u>Petroleum Violation Escrow Interest Subaccount - 0890</u>				
Natural Resources	150.00	---	---	150.00
<u>Blindness Education, Screening, and Treatment Program - 0892</u>				
Health and Senior Services	250,000.00	54,303.68	---	195,696.32
<u>Missouri Lead Abatement Loan - 0893</u>				
Health and Senior Services	276,000.00	103,481.79	---	172,518.21

**STATE OF MISSOURI
SUMMARY OF APPROPRIATIONS BY FUND AND DEPARTMENT
SPECIAL REVENUE FUNDS
FOR THE APPROPRIATION YEAR 2007**

	Appropriations	Expenditures and Appropriated Transfers Out	Reappropriations to 2008	Lapse of Appropriations
<u>Dry-Cleaning Environmental Response Trust - 0898</u>				
Office of Administration	58,796.00	47,643.04	---	11,152.96
Natural Resources	504,389.00	455,630.29	---	48,758.71
<u>Childhood Lead Testing - 0899</u>				
Office of Administration	6,518.00	1,772.37	---	4,745.63
Health and Senior Services	306,697.00	116,270.71	---	190,426.29
<u>Missouri National Guard Trust - 0900</u>				
Office of Administration	6,000.00	1,999.71	---	4,000.29
Public Safety	5,861,651.00	4,457,376.97	---	1,404,274.03
<u>Agriculture Development - 0904</u>				
Office of Administration	1,896.00	1,385.06	---	510.94
Agriculture	351,491.00	89,159.21	---	262,331.79
<u>Mined Land Reclamation - 0906</u>				
Executive	13,759.00	13,759.00	---	---
Office of Administration	11,198.00	5,906.14	---	5,291.86
Natural Resources	2,027,261.00	443,345.48	---	1,583,915.52
<u>Babler State Park - 0911</u>				
Natural Resources	162,520.00	89,058.43	---	73,461.57
<u>School for the Blind Trust - 0920</u>				
Elementary and Secondary Education	1,500,000.00	521,321.46	---	978,678.54
<u>School for the Deaf Trust - 0922</u>				
Elementary and Secondary Education	25,000.00	11,756.32	---	13,243.68
<u>Governors' Council on Physical Fitness Institution Gift Trust - 0924</u>				
Health and Senior Services	350,000.00	38,182.97	---	311,817.03
<u>Institution Gift Trust - 0925</u>				
Office of Administration	90.00	---	---	90.00
Agriculture	29,910.00	3,091.50	---	26,818.50
<u>Mental Health Trust - 0926</u>				
Mental Health	17,164,967.00	14,291,476.60	---	2,873,490.40
<u>Secretary of State-Wolfner State Library - 0928</u>				
Executive	14,500.00	2,167.75	---	12,332.25
<u>Special Employment Security Bond Proceeds - 0947</u>				
Office of Administration	1.00	---	---	1.00
Labor and Industrial Relations	1.00	---	---	1.00

STATE OF MISSOURI
SUMMARY OF APPROPRIATIONS BY FUND AND DEPARTMENT
SPECIAL REVENUE FUNDS
FOR THE APPROPRIATION YEAR 2007

	<u>Appropriations</u>	<u>Expenditures and Appropriated Transfers Out</u>	<u>Reappropriations to 2008</u>	<u>Lapse of Appropriations</u>
<u>Special Employment Security - 0949</u>				
Office of Administration	846,001.00	1,262.50	---	844,738.50
Economic Development	216,000.00	216,000.00	---	---
Labor and Industrial Relations	20,405,561.35	16,484,295.13	1,171,026.00	2,750,240.22
<u>Crippled Children's - 0950</u>				
Health and Senior Services	275,000.00	30,626.37	---	244,373.63
<u>State Fair Trust - 0951</u>				
Agriculture	10,000.00	2,056.00	---	7,944.00
<u>Aviation Trust - 0952</u>				
Transportation	10,203,473.00	4,891,705.61	---	5,311,767.39
Revenue	157,927.00	25,589.42	---	132,337.58
<u>Guard at Home - 0995</u>				
Economic Development	350,000.00	---	---	350,000.00
Subtotals	6,203,823,478.09	5,516,266,045.36	329,772,999.00	357,784,433.73
Appropriated Transfers Out	<u>1,868,668,759.00</u>	<u>1,718,875,000.23</u>	---	<u>149,793,758.77</u>
Totals	<u>\$ 8,072,492,237.09</u>	<u>\$ 7,235,141,045.59</u>	<u>\$ 329,772,999.00</u>	<u>\$ 507,578,192.50</u>

**STATE OF MISSOURI
SUMMARY OF APPROPRIATIONS BY FUND AND DEPARTMENT
DEBT SERVICE FUNDS
FOR THE APPROPRIATION YEAR 2007**

	<u>Appropriations</u>	<u>Expenditures and Appropriated Transfers Out</u>	<u>Reappropriations to 2008</u>	<u>Lapse of Appropriations</u>
<u>Water Pollution Control Bond and Interest - Series B 2002 - 0200</u>				
Office of Administration	\$ 16,417,794.00	\$ 16,417,793.76	\$ ---	\$ 0.24
<u>Third State Building Bond Interest and Sinking - Series A 2002 - 0201</u>				
Office of Administration	34,185,225.00	34,185,225.00	---	---
<u>Fourth State Building Bond and Interest - Series A 2002 - 0202</u>				
Office of Administration	8,702,682.00	8,702,681.26	---	0.74
<u>Water Pollution Control Bond and Interest - Series A 2003 - 0203</u>				
Office of Administration	747,713.00	747,712.50	---	0.50
<u>Third State Building Bond Interest and Sinking - Series A 2003 - 0204</u>				
Office of Administration	16,324,063.00	16,324,062.50	---	0.50
<u>Special Employment Security - Principal and Interest - 0205</u>				
Office of Administration	1.00	---	---	1.00
<u>Fourth State Building Bond and Interest - Series A 2005 - 0206</u>				
Office of Administration	2,266,500.00	2,266,500.00	---	---
<u>Water Pollution Control Bond and Interest - Series A 2005 - 0218</u>				
Office of Administration	4,755,000.00	4,755,000.00	---	---
<u>Stormwater Control Bond and Interest - Series A 2005 - 0219</u>				
Office of Administration	858,750.00	858,750.00	---	---
<u>Water Pollution Control Bond and Interest - Series A 2002 - 0231</u>				
Office of Administration	2,004,469.00	2,004,468.76	---	0.24
<u>Stormwater Control Bond and Interest - Series A 2002 - 0239</u>				
Office of Administration	1,002,338.00	1,002,337.50	---	0.50
<u>Water Pollution Control Bond and Interest - Series A 2001 - 0244</u>				
Office of Administration	1,436,488.00	1,436,487.50	---	0.50

**STATE OF MISSOURI
SUMMARY OF APPROPRIATIONS BY FUND AND DEPARTMENT
DEBT SERVICE FUNDS
FOR THE APPROPRIATION YEAR 2007**

	Appropriations	Expenditures and Appropriated Transfers Out	Reappropriations to 2008	Lapse of Appropriations
<u>Stormwater Control Bond and Interest - Series A 2001 - 0245</u>				
Office of Administration	718,083.00	718,082.50	---	0.50
Subtotals	89,419,106.00	89,419,101.28	---	4.72
Appropriated Transfers Out	364.00	362.46	---	1.54
Totals	\$ 89,419,470.00	\$ 89,419,463.74	\$ ---	\$ 6.26

STATE OF MISSOURI
SUMMARY OF APPROPRIATIONS BY FUND AND DEPARTMENT
CAPITAL PROJECTS FUNDS
FOR THE APPROPRIATION YEAR 2007

	Appropriations	Expenditures and Appropriated Transfers Out	Reappropriations to 2008	Lapse of Appropriations
<u>Water Pollution Control -</u>				
<u>Series A 2002 - 37G - 0301</u>				
Natural Resources	\$ 16,809,825.00	\$ 5,132,665.28	\$ ---	\$ 11,677,159.72
<u>Stormwater Control -</u>				
<u>Series A 2002 - 37H - 0302</u>				
Natural Resources	9,985,859.00	3,144,806.67	---	6,841,052.33
<u>Veterans' Homes Capital</u>				
<u>Improvement Trust - 0304</u>				
Office of Administration	18,223.00	13,266.18	---	4,956.82
Public Safety	6,565,004.41	5,031,336.61	923,794.00	609,873.80
<u>Board Public Buildings -</u>				
<u>Series A 2003 Bond Proceeds -</u>				
<u>Projects - 0309</u>				
Office of Administration	350,924.00	350,923.30	---	0.70
Agriculture	0.23	---	---	0.23
Economic Development	0.50	---	---	0.50
Elementary and Secondary Education	15,097.00	15,096.60	---	0.40
Higher Education	18,119,420.74	18,119,420.74	---	---
Health and Senior Services	4,542,243.93	3,618,014.17	924,229.00	0.76
Mental Health	1,120,725.64	1,120,723.54	---	2.10
Public Safety	322,808.05	95,598.61	26,561.00	200,648.44
Social Services	2,472.95	2,472.75	---	0.20
Corrections	1,915,193.72	1,134,573.03	780,619.00	1.69
<u>State Road Bond - 0319</u>				
Transportation	68,619,183.00	59,273,795.25	---	9,345,387.75
<u>State Road - 0320</u>				
Office of Administration	969,206.00	969,205.35	---	0.65
Transportation	2,108,374,921.00	1,339,109,497.06	---	769,265,423.94
<u>State Road Series A 2005 - 0326</u>				
Transportation	843,979,021.00	843,977,198.25	---	1,822.75
<u>Fourth State Building -</u>				
<u>Series A 1998 - 0382</u>				
Social Services	1,336,319.37	824,876.59	511,442.00	0.78
Corrections	5,128,015.24	3,802,407.68	1,325,607.00	0.56
<u>Water Pollution Control -</u>				
<u>Series A 2001 - 37E - 0385</u>				
Natural Resources	6,660,000.00	3,485,239.48	---	3,174,760.52

STATE OF MISSOURI
SUMMARY OF APPROPRIATIONS BY FUND AND DEPARTMENT
CAPITAL PROJECTS FUNDS
FOR THE APPROPRIATION YEAR 2007

	<u>Appropriations</u>	<u>Expenditures and Appropriated Transfers Out</u>	<u>Reappropriations to 2008</u>	<u>Lapse of Appropriations</u>
<u>Stormwater Control - Series A 2001 - 0387</u>				
Natural Resources	<u>9,000,000.00</u>	<u>7,206,442.66</u>	---	<u>1,793,557.34</u>
Subtotals	3,103,834,463.78	2,296,427,559.80	4,492,252.00	802,914,651.98
Appropriated Transfers Out	<u>24,277,830.00</u>	<u>22,628,889.48</u>	---	<u>1,648,940.52</u>
Totals	<u>\$ 3,128,112,293.78</u>	<u>\$ 2,319,056,449.28</u>	<u>\$ 4,492,252.00</u>	<u>\$ 804,563,592.50</u>

**STATE OF MISSOURI
SUMMARY OF APPROPRIATIONS BY FUND AND DEPARTMENT
PERMANENT FUNDS
FOR THE APPROPRIATION YEAR 2007**

	Appropriations	Expenditures and Appropriated Transfers Out	Reappropriations to 2008	Lapse of Appropriations
<u>Confederate Memorial Park - 0812</u>				
Natural Resources	\$ 165.00	\$ ---	\$ ---	\$ 165.00
<u>Champ W. Smith & Mary C. Smith Memorial Endowment Trust - 0873</u>				
Health and Senior Services	35,000.00	35,000.00	---	---
Subtotals	35,165.00	35,000.00	---	165.00
Appropriated Transfers Out	116.00	116.00	---	---
Totals	\$ 35,281.00	\$ 35,116.00	\$ ---	\$ 165.00

**STATE OF MISSOURI
SUMMARY OF APPROPRIATIONS BY FUND AND DEPARTMENT
ENTERPRISE FUNDS
FOR THE APPROPRIATION YEAR 2007**

	Appropriations	Expenditures and Appropriated Transfers Out	Reappropriations to 2008	Lapse of Appropriations
<u>Federal Surplus Property - 0407</u>				
Office of Administration	\$ 2,478,113.00	\$ 2,239,636.14	\$ ---	\$ 238,476.86
<u>Single-Purpose Animal Facilities Loan Program - 0408</u>				
Office of Administration	1,566.00	748.64	---	817.36
Agriculture	141,649.00	104,498.84	---	37,150.16
<u>Single-Purpose Animal Facilities Loan Guarantee - 0409</u>				
Agriculture	1.00	---	---	1.00
<u>State Fair Fees - 0410</u>				
Office of Administration	46,031.00	38,860.78	---	7,170.22
Agriculture	4,682,337.00	3,934,926.70	---	747,410.30
<u>Agricultural Product Utilization and Business Development Guarantee - 0411</u>				
Agriculture	1.00	---	---	1.00
<u>State Parks Earnings - 0415</u>				
Office of Administration	258,974.00	139,709.09	---	119,264.91
Natural Resources	10,387,363.27	5,437,071.60	2,719,975.00	2,230,316.67
<u>Natural Resources Revolving Services - 0425</u>				
Office of Administration	3,202.00	1,390.92	---	1,811.08
Natural Resources	2,552,020.00	2,144,831.28	---	407,188.72
<u>Historic Preservation Revolving - 0430</u>				
Office of Administration	4,975.00	2,564.00	---	2,411.00
Natural Resources	2,146,198.00	155,537.57	---	1,990,660.43
<u>Missouri Veterans' Homes - 0460</u>				
Office of Administration	1,101,658.00	1,075,559.84	---	26,098.16
Public Safety	39,438,628.00	35,378,497.21	---	4,060,130.79
<u>Petroleum Storage Tank Insurance - 0585</u>				
Executive	23,667.00	23,667.00	---	---
Office of Administration	41,209.00	28,903.21	---	12,305.79
Natural Resources	28,435,708.00	16,639,221.67	---	11,796,486.33
Revenue	41,103.00	36,954.87	---	4,148.13
<u>Department of Revenue Information - 0619</u>				
Office of Administration	241,172.00	208,815.52	---	32,356.48
Revenue	777,756.00	699,389.39	---	78,366.61

**STATE OF MISSOURI
SUMMARY OF APPROPRIATIONS BY FUND AND DEPARTMENT
ENTERPRISE FUNDS
FOR THE APPROPRIATION YEAR 2007**

	Appropriations	Expenditures and Appropriated Transfers Out	Reappropriations to 2008	Lapse of Appropriations
<u>State Environmental Improvement</u>				
<u>Authority - 0654</u>				
Natural Resources	1.00	---	---	1.00
<u>Lottery Enterprise - 0657</u>				
Executive	53,687.00	53,685.52	---	1.48
Office of Administration	6,748.00	---	---	6,748.00
Revenue	154,423,666.54	146,737,086.25	26,833.00	7,659,747.29
Subtotals	247,287,433.81	215,081,556.04	2,746,808.00	29,459,069.77
Appropriated Transfers Out	298,881,304.00	281,366,426.21	---	17,514,877.79
Totals	\$ 546,168,737.81	\$ 496,447,982.25	\$ 2,746,808.00	\$ 46,973,947.56

STATE OF MISSOURI
SUMMARY OF APPROPRIATIONS BY FUND AND DEPARTMENT
INTERNAL SERVICE FUNDS
FOR THE APPROPRIATION YEAR 2007

	<u>Appropriations</u>	<u>Expenditures and Appropriated Transfers Out</u>	<u>Reappropriations to 2008</u>	<u>Lapse of Appropriations</u>
<u>Mental Health Interagency</u>				
<u>Payments - 0109</u>				
Mental Health	\$ 4,060,447.00	\$ 3,462,340.45	\$ ---	\$ 598,106.55
<u>Natural Resources Cost</u>				
<u>Allocation - 0500</u>				
Office of Administration	6,991,308.89	4,008,592.93	---	2,982,715.96
Natural Resources	5,734,639.00	5,070,120.23	---	664,518.77
<u>State Facility Maintenance and</u>				
<u>Operation - 0501</u>				
Office of Administration	27,619,145.00	27,357,659.42	---	261,485.58
<u>Office of Administration Revolving</u>				
<u>Administrative Trust - 0505</u>				
Office of Administration	81,007,908.65	67,062,606.07	13,000.00	13,932,302.58
Agriculture	34,677.00	34,677.00	---	---
<u>Working Capital Revolving - 0510</u>				
Office of Administration	240,249.00	42,895.27	---	197,353.73
Corrections	36,587,890.00	26,663,107.41	---	9,924,782.59
<u>Central Check Mailing Service</u>				
<u>Revolving - 0515</u>				
Executive	246,659.00	148,095.87	---	98,563.13
<u>House of Representatives</u>				
<u>Revolving - 0520</u>				
Legislature	45,000.00	18,926.16	---	26,073.84
<u>Supreme Court Publications</u>				
<u>Revolving - 0525</u>				
Judiciary	150,000.00	122,995.11	---	27,004.89
<u>Adjutant General Revolving - 0530</u>				
Public Safety	51,000.00	24,991.93	---	26,008.07
<u>Senate Revolving - 0535</u>				
Legislature	40,000.00	20,000.00	---	20,000.00
<u>Inmate Revolving - 0540</u>				
Office of Administration	15,200.00	10,000.00	---	5,200.00
Mental Health	640,084.00	640,084.00	---	---
Corrections	6,961,621.00	5,871,112.68	---	1,090,508.32
<u>Social Services Administrative</u>				
<u>Trust - 0545</u>				
Office of Administration	437,415.00	122,377.50	---	315,037.50
Social Services	5,755,755.00	4,835,746.94	---	920,008.06

STATE OF MISSOURI
SUMMARY OF APPROPRIATIONS BY FUND AND DEPARTMENT
INTERNAL SERVICE FUNDS
FOR THE APPROPRIATION YEAR 2007

	<u>Appropriations</u>	<u>Expenditures and Appropriated Transfers Out</u>	<u>Reappropriations to 2008</u>	<u>Lapse of Appropriations</u>
<u>Economic Development</u>				
<u>Administrative - 0547</u>				
Office of Administration	2,050,715.00	818,303.30	---	1,232,411.70
Economic Development	4,066,499.00	825,602.51	---	3,240,896.49
<u>Professional Registration</u>				
<u>Fees - 0689</u>				
Office of Administration	1,173,140.00	785,475.51	---	387,664.49
Economic Development	4,330,960.00	3,840,662.49	---	490,297.51
Subtotals	188,240,312.54	151,786,372.78	13,000.00	36,440,939.76
Appropriated Transfers Out	19,348,942.00	16,138,727.82	---	3,210,214.18
Totals	<u>\$ 207,589,254.54</u>	<u>\$ 167,925,100.60</u>	<u>\$ 13,000.00</u>	<u>\$ 39,651,153.94</u>

**STATE OF MISSOURI
SUMMARY OF APPROPRIATIONS BY FUND AND DEPARTMENT
AGENCY FUNDS
FOR THE APPROPRIATION YEAR 2007**

	<u>Appropriations</u>	<u>Expenditures and Appropriated Transfers Out</u>	<u>Reappropriations to 2008</u>	<u>Lapse of Appropriations</u>
<u>American Cancer Society, Heartland Division, Inc. - 0700</u>				
Revenue	\$ 8,077.00	\$ 8,074.06	\$ ---	\$ 2.94
<u>State Retirement Contributions - 0701</u>				
Office of Administration	255,789,595.00	234,555,915.78	---	21,233,679.22
<u>Social Security Contributions - (O.A.S.D.I./Medicare) - 0702</u>				
Office of Administration	157,384,530.00	147,162,082.90	---	10,222,447.10
<u>ALS Lou Gehrig's Disease - 0703</u>				
Revenue	3,500.00	3,498.66	---	1.34
<u>American Lung Association of Missouri - 0704</u>				
Revenue	3,500.00	1,096.85	---	2,403.15
<u>Missouri State Employees' Deferred Compensation Incentive Plan Administration - 0706</u>				
Office of Administration	11,568,885.00	11,105,924.50	---	462,960.50
<u>Muscular Dystrophy Association - 0707</u>				
Revenue	3,500.00	1,218.81	---	2,281.19
<u>Arthritis Foundation - 0708</u>				
Revenue	3,500.00	1,071.30	---	2,428.70
<u>National Multiple Sclerosis Society - 0709</u>				
Revenue	3,760.00	3,756.70	---	3.30
<u>Proceeds of Surplus Property Sales - 0710</u>				
Office of Administration	138,800.00	133,247.27	---	5,552.73
<u>American Diabetes Association Gateway Area - 0713</u>				
Revenue	5,040.00	5,031.67	---	8.33
<u>American Heart Association - 0714</u>				
Revenue	4,225.00	4,218.67	---	6.33
<u>March of Dimes - 0716</u>				
Revenue	3,500.00	2,482.63	---	1,017.37
<u>Missouri Community College Job Retention Training Program - 0717</u>				
Economic Development	10,000,000.00	4,285,365.77	---	5,714,634.23

STATE OF MISSOURI
SUMMARY OF APPROPRIATIONS BY FUND AND DEPARTMENT
AGENCY FUNDS
FOR THE APPROPRIATION YEAR 2007

	<u>Appropriations</u>	<u>Expenditures and Appropriated Transfers Out</u>	<u>Reappropriations to 2008</u>	<u>Lapse of Appropriations</u>
<u>Circuit Courts Escrow - 0718</u>				
Judiciary	855,500.00	809,759.89	---	45,740.11
Revenue	1.00	---	---	1.00
<u>Missouri Military Family Relief - 0719</u>				
Public Safety	200,000.00	27,809.00	---	172,191.00
<u>Debt Offset Escrow - 0753</u>				
Judiciary	1,200,000.00	1,156,799.77	---	43,200.23
Higher Education	2,332,740.00	1,699,684.40	---	633,055.60
Health and Senior Services	50,000.00	1,642.00	---	48,358.00
Labor and Industrial Relations	3,400,000.00	3,325,493.27	---	74,506.73
Mental Health	70,000.00	---	---	70,000.00
Revenue	251,000.00	250,152.25	---	847.75
Social Services	9,000,000.00	5,103,139.43	---	3,896,860.57
<u>Agriculture Bond Trustee - 0756</u>				
Agriculture	135,000.00	---	---	135,000.00
<u>Proprietary School Bond - 0760</u>				
Higher Education	100,000.00	---	---	100,000.00
<u>Missouri Consolidated Health Care Plan Benefit - 0765</u>				
Office of Administration	360,609,587.00	360,609,298.93	---	288.07
<u>Missouri State Employees' Voluntary Life Insurance - 0910</u>				
Office of Administration	3,162,000.00	2,976,057.95	---	185,942.05
Subtotals	816,286,240.00	773,232,822.46	---	43,053,417.54
Appropriated Transfers Out	1,964,512.00	1,757,041.94	---	207,470.06
Totals	\$ 818,250,752.00	\$ 774,989,864.40	\$ ---	\$ 43,260,887.60

**STATE OF MISSOURI
SUMMARY OF APPROPRIATIONS BY FUND AND DEPARTMENT
PRIVATE PURPOSE TRUST FUNDS
FOR THE APPROPRIATION YEAR 2007**

	<u>Appropriations</u>	<u>Expenditures and Appropriated Transfers Out</u>	<u>Reappropriations to 2008</u>	<u>Lapse of Appropriations</u>
<u>Abandoned Fund Account - 0863</u>				
Executive	\$ 24,347,300.00	\$ 22,741,042.78	\$ ---	\$ 1,606,257.22
<u>State Seminary - 0872</u>				
Higher Education	3,000,000.00	1,065,999.69	---	1,934,000.31
<u>Alternative Care Trust - 0905</u>				
Social Services	<u>12,000,000.00</u>	<u>10,647,926.31</u>	<u>---</u>	<u>1,352,073.69</u>
Subtotals	39,347,300.00	34,454,968.78	---	4,892,331.22
Appropriated Transfers Out	<u>107,764,924.00</u>	<u>103,689,802.34</u>	<u>---</u>	<u>4,075,121.66</u>
Totals	<u>\$ 147,112,224.00</u>	<u>\$ 138,144,771.12</u>	<u>\$ ---</u>	<u>\$ 8,967,452.88</u>

**STATE OF MISSOURI
SUMMARY OF APPROPRIATION ACTIVITY
GENERAL FUND - GENERAL REVENUE FUNDS
FOR THE APPROPRIATION YEAR 2007**

	H.B. No.	Appr. No.	Appropriations	Expenditures and Transfers Out	Reappropriations to 2008	Lapse of Appropriations
<u>LEGISLATURE</u>						
LEGISLATURE STATE OWNED	13.115	2589	\$ 1,906,264.00	\$ 1,906,264.00	\$ ---	\$ ---
LEGISLATURE LEASING	13.115	7488	8,025.00	7,914.03	---	110.97
<u>Senate</u>						
SENATORS' SALARIES	12.500	0003	1,071,448.00	1,070,142.73	---	1,305.27
SENATORS' MILEAGE	12.500	0004	56,435.00	56,164.64	---	270.36
SENATORS' PER DIEM	12.500	0005	226,100.00	220,913.28	---	5,186.72
JOINT CONTINGENT EXP E&E	12.500	1052	100,000.00	87,457.41	---	12,542.59
JOINT COMM TAX POLICY PS	12.530	3362	50,000.00	42,458.41	---	7,541.59
JOINT COMM TAX POLICY E&E	12.530	3368	25,000.00	5,659.93	---	19,340.07
JOINT COMM ON ADMIN RULE	12.530	4189	123,296.00	103,276.39	---	20,019.61
JOINT COMM RETIREMENT SYS	12.530	4190	160,525.00	147,570.75	---	12,954.25
JOINT COMM CI	12.530	4191	122,965.00	70,515.59	---	52,449.41
JOINT COMM ON TRANSPORT	12.530	6975	104,601.00	15,771.02	---	88,829.98
SENATE CONTINGENT EXP	12.500	9801	8,780,305.00	8,777,443.01	---	2,861.99
<u>House of Representatives</u>						
REPS EXP VOUCHERS	12.505	1532	1,565,479.00	1,564,858.94	---	620.06
REPRESENTATIVES SALARIES	12.505	4257	5,117,283.00	5,076,863.67	---	40,419.33
REPRESENTATIVES MILEAGE	12.505	4258	400,491.00	373,252.61	---	27,238.39
REPRESENTATIVES PER DIEM	12.505	4259	1,290,960.00	941,292.00	---	349,668.00
HOUSE CONTINGENT EXPENSES	12.505	6725	10,784,796.00	10,784,318.39	---	477.61
<u>Missouri Commission on Interstate Cooperation</u>						
INTERSTATE ORG DUES	12.510	0012	155,042.00	155,042.00	---	---
NCCUSL DUES	12.510	3417	36,000.00	36,000.00	---	---
<u>Committee on Legislative Research</u>						
COMM ON LEG RESEARCH	12.515	0013	1,216,207.00	1,067,537.26	---	148,669.74
LEG RES PUBLISH STATUTES	12.520	0014	166,679.00	166,654.12	---	24.88
<u>Legislative Research - Oversight</u>						
LEG RESEARCH OVERSIGHT	12.525	3084	734,786.00	558,387.32	---	176,398.68
<u>Interim Committees</u>						
JOINT COMM CORRECTIONS	12.530	2805	12,000.00	1,432.80	---	10,567.20

JUDICIARY

JUDICIARY STATE OWNED	13.140	2588	209,084.00	208,273.38	---	810.62
JUDICIARY LEASING	13.140	6083	2,340,081.00	2,287,263.93	---	52,817.07

Judicial Proceedings and Review

JUD PROCEED & REVIEW PS	12.300	0030	2,571,036.00	2,567,835.14	---	3,200.86
JUD PROCEED & REVIEW E&E	12.300	0033	841,809.00	841,795.66	---	13.34
SUP COURT JUDGES SALARIES	12.300	0907	863,500.00	863,499.60	---	0.40

Office of State Court Administrator

STATE COURTS ADMIN E&E	12.305	0039	529,892.00	529,891.58	---	0.42
STATE COURTS ADMIN PS	12.305	0524	3,050,825.00	3,049,901.04	---	923.96
ICM SUPPORT PS	12.305	7082	2,923,448.00	2,922,413.33	---	1,034.67
ICM SUPPORT E&E	12.305	7083	4,254,937.00	4,254,936.98	---	0.02

Court of Appeals

APPEALS WEST DIST PS	12.330	0041	1,733,951.00	1,733,684.09	---	266.91
APPEALS WEST DIST E&E	12.330	0044	487,980.00	487,979.35	---	0.65
APPEALS EAST DIST PS	12.335	0046	2,465,893.00	2,465,656.87	---	236.13
APPEALS EAST DIST E&E	12.335	0050	449,055.00	435,015.98	---	14,039.02
APPEALS SOUTH DIST PS	12.340	0052	1,022,494.00	1,022,493.86	---	0.14
APPEALS-SOUTH DIST E&E	12.340	0054	329,334.00	329,334.00	---	---
JUDGES SALARIES WEST DIST	12.330	0847	1,265,000.00	1,264,998.24	---	1.76
JUDGES SALARIES EAST DIST	12.335	0848	1,610,000.00	1,609,997.76	---	2.24
JUDGES SALARIES SOUTH PS	12.340	0849	798,876.00	798,875.24	---	0.76

Circuit Courts

CP-JUDGES-COMM PS	12.345	0853	36,407,340.00	36,403,477.06	---	3,862.94
CP-STATUTORY PS	12.345	0856	13,775,317.00	13,774,634.62	---	682.38
JUVENILE PERSONNEL	12.350	2902	7,579,900.00	7,579,900.00	---	---
CP-NON-STATUTORY PS	12.345	3354	61,230,010.00	61,223,637.14	---	6,372.86
CIRCUIT PERSONNEL E&E	12.345	5274	2,562,621.00	2,562,001.49	---	619.51
ENTITLEMENT PROGRAMS-EE	12.345	6847	1,858,638.00	1,737,051.70	---	121,586.30

Other Programs

SENTENCING COMMISSION PS	12.375	1204	32,004.00	31,689.00	---	315.00
SENTENCING COMMISSION E&E	12.375	1207	92,951.00	92,358.69	---	592.31
CRRD-INVESTIGATOR PS	12.365	1208	13,246.00	1,123.01	---	12,122.99
RETIR DISCIPL & REMOVE PS	12.365	2204	153,268.00	148,794.50	---	4,473.50
RETIR. DISCIPL & REMOV E&E	12.365	2205	42,667.00	40,862.23	---	1,804.77
APPELLATE JUDICIAL COMM	12.370	4211	7,741.00	2,028.01	---	5,712.99

Public Defender System

PUBLIC DEFENDER SVS PS	12.400	0911	24,566,433.00	24,566,432.94	---	0.06
PUBLIC DEFENDER SVS E&E	12.400	0912	3,945,387.00	3,941,863.30	---	3,523.70

**STATE OF MISSOURI
SUMMARY OF APPROPRIATION ACTIVITY
GENERAL FUND - GENERAL REVENUE FUNDS
FOR THE APPROPRIATION YEAR 2007**

	H.B. No.	Appr. No.	Appropriations	Expenditures and Transfers Out	Reappropriations to 2008	Lapse of Appropriations
<u>Extraordinary</u>						
EXTRAORDINARY EXP/CONFLCT	12.400	8727	2,241,502.00	2,241,491.23	---	10.77
<u>EXECUTIVE</u>						
<u>Governor's Office - Administration</u>						
GOVERNORS OFFICE ST OWNED	13.105	2662	318,759.00	302,408.31	---	16,350.69
SPECIAL AUDITS	12.015	2749	30,000.00	30,000.00	---	---
GOVERNOR'S OFFICE	12.005	5600	1,892,606.00	1,873,754.95	---	18,851.05
<u>Mansion Operating</u>						
MANSION OPERATING EXP	12.005	5599	138,144.00	138,093.27	---	50.73
<u>National Guard Emergency Duty</u>						
NATIONAL GUARD EMERGENCY	12.010	0064	1,144,001.00	1,113,452.38	---	30,548.62
<u>Government Emergency Fund Committee</u>						
GOVT EMERGENCY FUND COMM	12.020	0069	1.00	---	---	1.00
<u>Lieutenant Governor</u>						
LIEUTENANT GOVERNOR PS	12.025	0072	374,317.00	373,181.52	---	1,135.48
LT GOV OFFICE ST OWNED	13.110	2664	25,154.00	25,154.00	---	---
VETERANS REMEMBRANCE PRJ	12.027	3052	300,000.00	299,199.23	---	800.77
LIEUTENANT GOVERNOR E&E	12.025	5914	50,417.00	49,229.58	---	1,187.42
<u>Secretary of State</u>						
REFUNDS	12.045	0080	90,000.00	85,963.85	---	4,036.15
SEC OF STATE STATE OWNED	13.120	2651	881,462.00	881,462.00	---	---
SEC OF STATE LEASING	13.120	6080	313,607.00	313,607.00	---	---
<u>Administrative Services</u>						
SEC OF STATE PS	12.030	0073	7,012,804.00	7,012,803.72	---	0.28
SEC OF STATE E&E	12.030	0077	2,458,950.00	2,458,949.92	---	0.08
OFFICIAL MANUAL	12.040	6746	10,000.00	581.82	---	9,418.18
<u>Elections</u>						
ELECTIONS PUBLIC NOTICE	12.055	0079	1,600,000.00	1,158,154.58	---	441,845.42
ABSENTEE BALLOTS	12.060	2041	50,000.00	35,363.51	---	14,636.49
ELECTION PRINTING	12.065	6195	21,395.00	21,395.00	---	---
SPECIAL ELECTION COSTS (Fund 0686)	12.080	0787	400,000.00	---	---	400,000.00

Library Services

REAL	12.115	1048	2,959,250.00	2,959,250.00	---	---
STATE AID PUBLIC LIBRARY	12.110	4196	3,001,744.00	3,001,744.00	---	---
LIFT LITERACY PROGRAM	12.120	4198	69,450.00	69,450.00	---	---

State Auditor

STATE AUDITOR PS	12.140	0084	5,958,145.00	5,565,730.30	---	392,414.70
STATE AUDITOR E&E	12.140	0087	884,947.00	717,074.00	---	167,873.00
AUDITOR STATE OWNED	13.125	2560	186,480.00	186,194.73	---	285.27
AUDITOR	13.125	3192	23,735.00	22,789.00	---	946.00

State Treasurer

DUPLICATE/OUTLAWED CHECKS	12.150	0093	1,000,000.00	866,674.40	---	133,325.60
LINKED DEPOSIT REFUNDS	12.170	8364	100.00	---	---	100.00
STATE TREASURER PS (Fund 0164)	12.145	0844	1,459,089.00	1,400,161.21	---	58,927.79
STATE TREASURER E&E (Fund 0164)	12.145	0845	270,655.00	251,182.05	---	19,472.95
TREASURER STATE OWNED (Fund 0164)	13.135	2856	176,121.00	176,121.00	---	---

Attorney General

ATTORNEY GENERAL PS	12.195	0095	11,276,089.00	11,276,088.98	---	0.02
MEDICAID FRAUD UNIT E&E	12.205	1678	150,164.00	149,771.11	---	392.89
ATTORNEY GENERAL ST OWNED	13.130	2668	366,821.00	366,821.00	---	---
ATTORNEY GENERAL	13.130	3184	217,830.00	217,830.00	---	---
MEDICAID FRAUD UNIT PS	12.205	3336	157,510.00	141,838.08	---	15,671.92
ATTORNEY GENERAL E&E	12.195	7586	1,785,235.00	1,785,215.00	---	20.00
ATTORNEY GENERAL E&E (Fund 0603)	12.195	2218	187,000.00	143,064.47	---	43,935.53
ATTORNEY GENERAL PS (Fund 0666)	12.195	2215	348,602.00	254,639.52	---	93,962.48
ATTORNEY GENERAL ST OWNED (Fund 0666)	13.130	2686	2,473.00	2,098.60	---	374.40
ATTORNEY GENERAL (Fund 0666)	13.130	2825	12,419.00	11,916.52	---	502.48
ATTORNEY GENERAL E&E (Fund 0666)	12.195	3003	254,400.00	13,649.65	---	240,750.35

OFFICE OF ADMINISTRATION

M&R GR	18.010	0700	285,400.92	29,892.52	255,508.00	0.40
OFFICE OF ADMINISTRATION	13.025	1059	88,141.00	88,141.00	---	---
OA STATE OWNED	13.025	2436	1,401,426.00	1,401,426.00	---	---
CONTINGENCY SHRTFL ST OWN	13.145	2598	55,475.00	55,475.00	---	---
CONTINGENCY SHORTFALLS	13.145	3136	160,102.00	160,102.00	---	---
AUDITOR TRANSITION	05.370	5723	10,000.00	---	---	10,000.00
M&R FMRF (Fund 0124)	18.010	0698	18,654,171.47	5,044,645.13	13,609,526.00	0.34
M&R D&C CATASTROPHIC (Fund 0124)	18.030	0712	1.00	---	---	1.00
OA STATE OWNED (Fund 0124)	13.025	2604	196,771.00	196,372.10	---	398.90
OPERATIONAL M&R (Fund 0124)	05.105	3387	246,672.00	246,672.00	---	---
STATEWIDE M&R YR1 (Fund 0124)	15.060	6759	3,173,215.73	5,295.30	---	3,167,920.43
STATEWIDE M&R YR2 (Fund 0124)	15.065	6760	3,165,822.01	3,165,821.90	---	0.11

**STATE OF MISSOURI
SUMMARY OF APPROPRIATION ACTIVITY
GENERAL FUND - GENERAL REVENUE FUNDS
FOR THE APPROPRIATION YEAR 2007**

	H.B. No.	Appr. No.	Appropriations	Expenditures and Transfers Out	Reappropriations to 2008	Lapse of Appropriations
<u>Commissioner's Office</u>						
COMMISSIONER'S OFFICE PS	05.005	0123	1,104,293.00	988,312.65	---	115,980.35
COMMISSIONER'S OFFICE E&E	05.005	2139	187,006.00	119,544.78	---	67,461.22
REGIONAL PLANNING COMM	05.360	9184	200,000.00	185,098.88	---	14,901.12
<u>Division of Accounting</u>						
REFUND TAXES W/H IN ERROR	05.515	0037	36,000.00	3,631.11	---	32,368.89
ACCOUNTING PS	05.010	0154	2,109,977.00	1,892,585.43	---	217,391.57
ACCOUNTING E&E	05.010	0157	170,270.00	161,109.46	---	9,160.54
SHERIFFS CONCL CARRY REIM	05.270	0914	1.00	---	---	1.00
AUDIT RECOVERY DISTRIBUTN	05.265	2007	350,000.00	30,038.16	---	319,961.84
UNEMPLOYMENT BENEFITS	05.495	2238	2,192,510.00	2,192,509.19	---	0.81
NEW JOBS TRAINING CERTIF	05.240	2832	1.00	---	---	1.00
CASH MGMT IMPROVEMENT ACT	05.260	2833	2,331,750.00	2,227,675.02	---	104,074.98
BPB WOMEN'S PRISON	05.195	2840	1.00	---	---	1.00
HR CONTINGENCY	05.530	3062	40,001.00	---	---	40,001.00
BPB ANNUAL FEES/EXPENSES	05.190	5275	1,200,000.00	1,138,458.61	---	61,541.39
L/P DEBT PAYMENTS	05.200	5281	13,182,113.00	13,182,112.52	---	0.48
MU BASKETBALL ARENA	05.225	5732	2,879,838.00	2,879,837.50	---	0.50
MOHEFA/MSU AG BLDG	05.230	6682	1.00	---	---	1.00
DEBT MANAGEMENT	05.235	6933	150,000.00	8,243.30	---	141,756.70
BPB DEBT SERVICE	05.180	8002	54,758,283.00	53,661,207.95	---	1,097,075.05
PROSECUTIONS/CAP CASE	05.355	9183	15,000.00	11,125.00	---	3,875.00
CAFETERIA PLAN	05.525	9301	1.00	---	---	1.00
BARTLE HALL	05.245	9352	2,000,000.00	2,000,000.00	---	---
EDWARD JONES	05.255	9353	12,000,000.00	12,000,000.00	---	---
JACKSON CO	05.250	9382	3,000,000.00	3,000,000.00	---	---
TEACHER RETIREMENT CONTR	05.475	9851	2,400,000.00	2,131,426.48	---	268,573.52
UNEMPLOYMENT BENEFITS (Fund 0164)	05.495	2307	13,000.00	4,438.00	---	8,562.00
UNEMPLOYMENT BENEFITS (Fund 0169)	05.495	1920	101.00	100.57	---	0.43
CLARENCE CANNON PAYMENT (Fund 0174)	05.353	3153	550,000.00	479,435.05	---	70,564.95
<u>Division of Budget and Planning</u>						
BUDGET & PLANNING E&E	05.015	2140	87,093.00	86,594.22	---	498.78
MAXIMIZE REVENUES	05.025	2615	1.00	---	---	1.00
TAX EXPENDITURE BUDGET	05.020	2815	15,495.00	15,000.00	---	495.00
BUDGET & PLANNING PS	05.015	3434	1,616,212.00	1,512,555.93	---	103,656.07

Information Technology Services Division

INFORMATION TECH SRV PS	05.030	0164	2,443,383.00	2,443,297.04	---	85.96
INFO TECH SRV DIV E&E	05.030	0168	3,944,634.00	3,943,805.63	---	828.37
OA IT CONSOLIDATION PS	05.030	0627	319,527.00	309,754.50	---	9,772.50
OA IT CONSOLIDATION E&E	05.030	0637	351,538.00	351,538.00	---	---
GR IT CONSOLIDATION PS	05.035	1281	19,456,613.00	18,878,300.56	---	578,312.44
GR IT CONSOLIDATION E&E	05.035	1282	20,763,453.00	18,763,453.00	---	2,000,000.00
DOR IT CONSOLID HC PS	05.035	2854	2,191,786.00	2,092,013.39	---	99,772.61
DOR IT CONSOLID HC E&E	05.035	2855	6,437,573.00	5,581,948.77	---	855,624.23
DSS IT CONSOLIDATION PS (Fund 0169)	05.035	1292	509,780.00	509,649.25	---	130.75
DSS IT CONSOLIDATION E&E (Fund 0169)	05.035	1293	1,217,270.00	1,217,270.00	---	---

Division of Facilities Management,**Design and Construction**

APPRAISALS AND SURVEYS	21.020	2879	239,568.00	8,808.47	230,759.00	0.53
MSP REDEVELOPMENT	21.025	2882	500,000.00	53,331.50	446,668.00	0.50
ST LOUIS BUILDING	21.026	3212	3,750,000.00	977,159.49	2,772,840.00	0.51

Division of General Services

WORKERS' COMP & SIF TAX	05.545	3437	1,915,000.00	909,287.67	---	1,005,712.33
DIV OF GENERAL SERVS PS	05.120	4537	912,584.00	885,216.57	---	27,367.43
DIV OF GENERAL SERVS E&E	05.120	4539	92,629.00	89,840.00	---	2,789.00
WORKERS' COMPENSATION	05.535	4541	20,488,523.00	20,237,044.87	---	251,478.13
STATE PROP PRESERVE PMTS (Fund 0128)	05.130	6747	1.00	---	---	1.00
LEGAL EXPENSE FUND (Fund 0692)	05.145	1214	12,557,435.00	12,507,997.44	---	49,437.56

Division of Personnel

DIV PERSONNEL PS	05.045	0187	2,192,675.00	2,169,238.27	---	23,436.73
DIV PERSONNEL E&E	05.045	0189	134,163.00	131,050.71	---	3,112.29

Division of Purchasing and Materials Management

PURCHASING/MATRL MGMT PS	05.055	0190	1,525,078.00	1,481,119.58	---	43,958.42
PURCHASING/MATRL MGMT E&E	05.055	0193	129,839.00	73,245.59	---	56,593.41

Administrative Hearing Commission

ADMIN HEARING COMM PS	05.150	7635	824,171.00	742,622.19	---	81,548.81
ADMIN HEARING COMM E&E	05.150	7636	112,937.00	78,936.99	---	34,000.01

Office of Child Advocate

OFFICE CHILD ADVOCATE PS	05.155	6321	136,093.00	130,068.74	---	6,024.26
OFFICE CHILD ADVOCATE E&E	05.155	6322	30,915.00	4,948.33	---	25,966.67

Governor's Council on Disability

GOV CNSL ON DISABILITY PS	05.163	6880	165,611.00	131,683.96	---	33,927.04
GOV CNSL ON DISABILITY EE	05.163	6881	37,369.00	36,247.90	---	1,121.10

**STATE OF MISSOURI
SUMMARY OF APPROPRIATION ACTIVITY
GENERAL FUND - GENERAL REVENUE FUNDS
FOR THE APPROPRIATION YEAR 2007**

	H.B. No.	Appr. No.	Appropriations	Expenditures and Transfers Out	Reappropriations to 2008	Lapse of Appropriations
<u>Missouri Ethics Commission</u>						
MO ETHICS COMM E&E	05.175	0127	318,412.00	285,473.34	---	32,938.66
MO ETHICS COMM PS	05.175	0827	844,257.00	761,816.13	---	82,440.87
ETHICS COMMISSION	13.035	3271	80,274.00	80,251.50	---	22.50
<u>Board Fund Commissioners</u>						
ESCROW & RELATED EXPENSES	01.010	1323	20,002.00	11,396.03	---	8,605.97
<u>DEPARTMENT OF AGRICULTURE</u>						
AGRICULTURE LEASING	13.040	1473	282,266.00	282,266.00	---	---
AGRICULTURE STATE OWNED	13.040	2437	297,390.00	297,390.00	---	---
M&R FMRF (Fund 0124)	18.010	0698	1,451,447.00	1,076,351.36	375,095.00	0.64
OPERATIONAL M&R (Fund 0124)	06.020	3393	94,689.00	93,839.88	---	849.12
STATEWIDE M&R YR1 (Fund 0124)	15.060	6759	0.50	---	---	0.50
STATEWIDE M&R YR2 (Fund 0124)	15.065	6760	136,182.44	136,182.00	---	0.44
<u>Office of Director</u>						
DIRECTOR'S OFFICE PS	06.005	0233	637,830.00	623,711.58	---	14,118.42
DIRECTOR'S OFFICE E&E	06.005	0235	173,061.00	173,060.45	---	0.55
REFUND ACCOUNT	06.005	1887	4,340.00	4,262.66	---	77.34
<u>Division of Animal Health</u>						
ANIMAL HEALTH ADMIN PS	06.075	0244	1,672,550.00	1,617,885.05	---	54,664.95
ANIMAL HEALTH ADMIN E&E	06.075	0247	294,827.00	294,737.43	---	89.57
INDEMNITIES	06.085	4388	1.00	---	---	1.00
EARTAGS	06.080	6480	1,000.00	970.00	---	30.00
<u>Division of Grain Inspection and Warehousing</u>						
GRAIN REGULATORY SVS PS	06.090	0251	638,538.00	618,992.10	---	19,545.90
GRAIN REGULATORY SVS E&E	06.090	0253	90,983.00	90,983.00	---	---
<u>Division of Plant Industries</u>						
PLANT INDUSTRIES PRGM PS	06.100	0254	1,470,801.00	1,408,772.45	---	62,028.55
GYPSY MOTH CNTRL PRGM PS	06.105	1823	4,801.00	4,606.61	---	194.39
BOLL WEEVIL ERADICATION	06.110	2853	475,000.00	460,750.00	---	14,250.00
PLANT INDUSTRIES PRGM E&E	06.100	7360	253,895.00	253,895.00	---	---

Division of Weights and Measures

WEIGHTS & MEASURES PS	06.115	0260	909,595.00	880,682.45	---	28,912.55
WEIGHTS & MEASURES E&E	06.115	7361	439,270.00	439,270.00	---	---

State Milk Board

STATE MILK BOARD PS	06.140	5289	102,547.00	94,030.16	---	8,516.84
STATE MILK BOARD E&E	06.140	5290	24,237.00	22,234.99	---	2,002.01

Agric Business Development Division

AG&SMALL BUS DEV AUTH	14.090	1888	500,000.00	500,000.00	---	---
AGRI MISSOURI PROGRAM PS	06.035	2826	34,947.00	33,898.00	---	1,049.00
AGRI BUSINESS DEV PS	06.030	5277	882,148.00	826,420.14	---	55,727.86
AGRI BUSINESS DEV E&E	06.030	5278	252,553.00	247,926.00	---	4,627.00
AGRI MISSOURI PROGRAM E&E	06.035	8828	164,585.00	159,647.00	---	4,938.00

Missouri State Fair

STATE FAIR ADMIN PS	06.120	0269	534,998.00	518,946.88	---	16,051.12
---------------------	--------	------	------------	------------	-----	-----------

DEPARTMENT OF ECONOMIC DEVELOPMENT

DED LEASING	13.050	1978	123,821.00	123,821.00	---	---
DED STATE OWNED	13.050	2439	290,549.00	290,549.00	---	---
M&R FMRF (Fund 0124)	18.010	0698	143,211.42	138,677.71	4,533.00	0.71
STATEWIDE M&R YR2 (Fund 0124)	15.065	6760	4,812.78	4,812.50	---	0.28

Administrative Services

ADMINISTRATIVE SVS E&E	07.005	2173	177,487.00	177,486.94	---	0.06
ADMINISTRATIVE SVS PS	07.005	3612	523,745.00	520,356.93	---	3,388.07

Economic Development Agencies

WORKFORCE AUTISM	07.135	0932	200,000.00	170,427.04	---	29,572.96
PUBLIC TELEVISION GRANTS	07.110	1676	95,000.00	92,150.00	---	2,850.00
MO ARTS COUNCIL E&E	07.110	2185	500,000.00	485,000.00	---	15,000.00
MARKETING PS	07.015	2376	321,145.00	311,355.60	---	9,789.40
MARKETING E&E	07.015	2377	1,099,647.00	1,098,239.99	---	1,407.01
SALES PS	07.015	2391	818,952.00	755,708.24	---	63,243.76
SALES E&E	07.015	2393	355,624.00	353,138.58	---	2,485.42
FINANCE PS	07.015	2407	562,564.00	532,627.24	---	29,936.76
FINANCE E&E	07.015	2410	111,673.00	111,672.94	---	0.06
COMPLIANCE PS	07.015	2416	160,352.00	160,244.33	---	107.67
COMPLIANCE E&E	07.015	2422	74,188.00	63,924.08	---	10,263.92
MO COMMUNITY SVS COMM PS	07.105	3641	38,666.00	29,275.22	---	9,390.78
DELTA REGIONAL AUTHORITY	07.073	5933	80,000.00	70,542.00	---	9,458.00
JOB TRAINING	07.140	6325	1,980,563.00	1,921,146.00	---	59,417.00
JOB TRAINING (Fund 0169)	07.140	6234	370,183.00	370,183.00	---	---
WORKFORCE DEVELOPMENT PS (Fund 0169)	07.130	6235	185,965.00	185,965.00	---	---

**STATE OF MISSOURI
SUMMARY OF APPROPRIATION ACTIVITY
GENERAL FUND - GENERAL REVENUE FUNDS
FOR THE APPROPRIATION YEAR 2007**

	H.B. No.	Appr. No.	Appropriations	Expenditures and Transfers Out	Reappropriations to 2008	Lapse of Appropriations
WORKFORCE DEVELOPMENT E&E (Fund 0169)	07.130	6236	18,955.00	18,955.00	---	---
KIRKSVILLE INNOVATION CNT (Fund 0172)	07.020	0804	175,000.00	167,341.70	---	7,658.30
JOPLIN INNOVATION CENTER (Fund 0172)	07.020	0805	175,000.00	167,341.70	---	7,658.30
COLUMBIA INNOVATION CNT (Fund 0172)	07.020	0928	150,750.00	144,152.92	---	6,597.08
KC INNOVATION CNT (Fund 0172)	07.020	1801	150,000.00	143,435.75	---	6,564.25
SALES PS (Fund 0172)	07.015	2403	53,953.00	53,953.00	---	---
SPRINGFIELD INNOVATION CT (Fund 0172)	07.020	3418	150,000.00	143,435.75	---	6,564.25
MO MANF EXT PARTNERSHIP (Fund 0172)	07.020	3626	1,702,089.00	1,628,026.79	---	74,062.21
ROLLA INNOVATION CENTER (Fund 0172)	07.020	7070	200,056.00	191,301.21	---	8,754.79
SE MO INNOVATION CENTER (Fund 0172)	07.020	7071	200,000.00	191,247.66	---	8,752.34
ST. LOUIS INNOVATION CNT (Fund 0172)	07.020	7072	300,000.00	286,871.49	---	13,128.51
MO HUMANITIES COUNCIL (Fund 0177)	07.110	7276	98,000.00	98,000.00	---	---
<u>Regulatory Agencies</u>						
OFC OF PUBLIC COUNSEL PS	07.205	1031	558,987.00	542,137.65	---	16,849.35
OFC OF PUBLIC COUNSEL E&E	07.205	2202	181,323.00	175,958.99	---	5,364.01
<u>DEPARTMENT OF ELEMENTARY AND SECONDARY EDUCATION</u>						
DESE LEASING	13.005	1033	399,096.00	399,096.00	---	---
DESE STATE OWNED	13.005	2432	474,781.00	474,781.00	---	---
DESE FMDC SRV CONTRACTS	02.007	3235	21,186.00	20,550.00	---	636.00
DESE FMDC FUEL&UTILITIES	02.007	3237	1,369,015.00	1,369,015.00	---	---
M&R FMRF (Fund 0124)	18.010	0698	3,483,290.00	1,630,856.72	1,852,433.00	0.28
STATEWIDE M&R YR2 (Fund 0124)	15.065	6760	122,784.95	122,784.02	---	0.93
<u>Administration</u>						
SCHOOL FOOD SERVICES	02.025	0495	3,412,151.00	3,412,151.00	---	---
DIV OF GENERAL ADMIN PS	02.005	0537	2,241,067.00	2,173,835.00	---	67,232.00
DIV OF GENERAL ADMIN E&E	02.005	2294	49,568.00	48,081.00	---	1,487.00
<u>Division of School Improvement</u>						
A+ SCHOOLS PROGRAM	02.090	0108	3,477,778.00	3,373,445.00	---	104,333.00
PERFORM BASED ASSESSMENT	02.095	2536	378,355.00	367,000.01	---	11,354.99
SAFE SCHOOLS PROGRAM	02.115	2538	3,122,368.00	2,883,274.26	---	239,093.74
SCHOOL IMPROVEMENT PS	02.045	4955	1,337,960.00	1,296,621.00	---	41,339.00
SCHOOL IMPROVEMENT E&E	02.045	4956	139,613.00	136,625.00	---	2,988.00
SCHOLARS ACADEMY	02.075	7646	618,460.00	599,604.25	---	18,855.75
EARLY CHILDHOOD PROGRAM	02.080	8339	73,200.00	71,004.00	---	2,196.00

Division of Career Education

AFTER SCHOOL PROGRAMMING	02.210	2541	75,000.00	72,750.00	---	2,250.00
CAREER EDUCATION PS	02.045	4967	1,225,423.00	1,225,423.00	---	---
CAREER EDUCATION E&E	02.045	4968	179,431.00	179,431.00	---	---
ADULT ED & LITERACY	02.205	9427	4,546,657.00	4,410,257.00	---	136,400.00

Division of Special Education

BOARD OPERATED PS	02.015	0015	27,479,392.00	27,479,388.80	---	3.20
SHELTERED WORKSHOPS	02.245	0498	18,598,625.00	18,598,624.93	---	0.07
BLIND STUDENT LITERACY	02.255	1861	165,000.00	160,048.29	---	4,951.71
BOARD OPERATED E&E	02.015	2298	15,195,591.00	15,195,591.00	---	---
COMM FOR THE DEAF E&E	02.275	2322	36,540.00	34,841.99	---	1,698.01
DFS/DMH SCHOOL PLACEMENTS	02.235	2542	2,330,731.00	2,330,731.00	---	---
SPECIAL OLYMPICS	02.267	2998	50,000.00	48,500.00	---	1,500.00
FIRST STEPS	02.230	4112	14,650,703.00	14,211,181.92	---	439,521.08
SPECIAL EDUCATION PS	02.045	4973	206,856.00	200,648.40	---	6,207.60
SPECIAL EDUCATION E&E	02.045	4974	29,841.00	28,946.00	---	895.00
COMM FOR THE DEAF PS	02.275	9919	227,537.00	220,951.23	---	6,585.77
STATE SCHOOLS OPMR (Fund 0124)	02.240	3384	57,950.00	57,950.00	---	---

Division of Teacher Quality and Urban

COURT ORDERED PAYMENTS	02.010	0944	12,000,000.00	12,000,000.00	---	---
EARLY GRADE LITERACY PRGM	02.020	2535	105,000.00	101,850.00	---	3,150.00
SCHOLARSHIPS	02.125	2537	249,000.00	225,500.00	---	23,500.00
TEACHER QUALITY/URBAN PS	02.045	4979	1,007,902.00	976,615.00	---	31,287.00
TEACHER QUALITY/URBAN E&E	02.045	4980	96,621.00	94,772.00	---	1,849.00

Division of Vocational Rehabilitation

VOCATIONAL REHAB GRANT	02.175	0506	11,377,105.00	11,377,104.72	---	0.28
MEXICO VOC ED FACILITIES	21.008	3225	875,000.00	875,000.00	---	---
ST CHARLES VOC ED FAC	21.008	3227	1,000,000.00	1,000,000.00	---	---
MARYVILLE CAREER CENTER	21.008	3491	250,000.00	101,454.00	148,546.00	---
ST JOE CAREER CENTER	21.008	3492	250,000.00	98,614.00	151,386.00	---
CAPE CAREER CENTER	21.008	3494	750,000.00	156,489.00	593,511.00	---
INDEPENDENT LIVING CNTRS	02.185	8908	2,581,486.00	2,504,041.00	---	77,445.00

DEPARTMENT OF HIGHER EDUCATION

HIGHER EDUCATION LEASING	13.010	6087	78,202.00	78,201.61	---	0.39
--------------------------	--------	------	-----------	-----------	-----	------

Higher Education Administration

COORDINATION ADMIN PS	03.005	0438	418,598.00	346,379.80	---	72,218.20
MIDWEST HIGHER ED. COMM	03.015	0459	90,000.00	90,000.00	---	---
STATE AID COMM COLLEGES	03.110	0591	90,075,908.00	87,373,631.00	---	2,702,277.00
OUT-OF-DISTRICT INSTRUCT	03.110	0802	1,175,986.00	1,140,706.00	---	35,280.00
COMM COLLEGE DEV CENTERS	03.110	0924	246,613.00	239,215.00	---	7,398.00

**STATE OF MISSOURI
SUMMARY OF APPROPRIATION ACTIVITY
GENERAL FUND - GENERAL REVENUE FUNDS
FOR THE APPROPRIATION YEAR 2007**

	H.B. No.	Appr. No.	Appropriations	Expenditures and Transfers Out	Reappropriations to 2008	Lapse of Appropriations
COORDINATION ADMIN E&E	03.005	2167	68,788.00	65,354.91	---	3,433.09
GRANT & SCHLSHP ADMIN E&E	03.005	2168	38,455.00	35,530.11	---	2,924.89
REGIONAL TECH ED CENTERS	03.110	2678	20,448,307.00	19,834,858.00	---	613,449.00
MACC INTRGN DAYCARE	03.114	3068	25,000.00	24,250.00	---	750.00
GRANT & SCHLSHP ADMIN PS	03.005	3857	68,010.00	57,103.39	---	10,906.61
VIETNAM SURVIVOR SCHLSHIP	03.065	3860	50,000.00	13,958.00	---	36,042.00
WORKFORCE UNDEREMPLOYED	03.110	3862	1,644,085.00	1,594,762.00	---	49,323.00
WORKFORCE PREPARATION	03.110	4469	14,961,443.00	14,512,600.00	---	448,843.00
PROPRIETARY SCH ADMIN PS	03.005	6293	104,513.00	90,136.30	---	14,376.70
PROPRIETARY SCH ADMIN E&E	03.005	6294	24,093.00	20,754.17	---	3,338.83
PUBLIC SERVICE GRANT PRGM	03.060	8349	60,710.00	55,375.50	---	5,334.50
<u>State Colleges and Universities</u>						
MO KIDNEY PROGRAM	03.205	0632	4,016,774.00	3,896,270.00	---	120,504.00
STATE HISTORICAL SOCIETY	03.210	0643	1,019,561.00	988,974.00	---	30,587.00
INSTITUTE OF MENTAL HLTH	03.200	0644	1,839,880.00	1,784,683.00	---	55,197.00
MO STATE UNIVERSITY	03.130	0645	74,255,123.00	72,032,507.00	---	2,222,616.00
CENTRAL MO STATE UNIV	03.120	0649	49,977,498.00	48,483,041.00	---	1,494,457.00
SOUTHEAST MO STATE UNIV	03.125	0650	40,674,294.00	39,459,891.00	---	1,214,403.00
TRUMAN STATE UNIVERSITY	03.140	0652	37,818,114.00	36,683,629.00	---	1,134,485.00
NORTHWEST MO STATE UNIV	03.145	0656	27,884,650.00	27,055,071.00	---	829,579.00
MO SOUTHERN ST UNIVERSITY	03.150	0659	19,566,183.00	18,988,442.00	---	577,741.00
MO WESTERN ST UNIVERSITY	03.155	0660	19,229,453.00	18,654,480.00	---	574,973.00
LINCOLN UNIVERSITY	03.135	0661	15,573,979.00	15,117,130.00	---	456,849.00
PLAN DES OF REN FINE ARTS	15.025	0946	761,550.00	---	---	761,550.00
UNIV OF MO MORENET	03.180	1038	10,254,612.00	9,946,973.00	---	307,639.00
UNIV OF MISSOURI CAMPUSES	03.165	2304	376,121,593.00	364,929,383.00	---	11,192,210.00
HOSPITAL AND CLINICS	03.185	2305	13,185,079.00	12,789,526.00	---	395,553.00
MO REHABILITATION CENTER	03.190	2691	10,401,691.00	10,089,640.00	---	312,051.00
LINN STATE TECH COLLEGE	03.115	2733	4,213,605.00	4,092,696.94	---	120,908.06
HARRIS STOWE ST UNIV	03.160	3426	9,108,697.00	8,840,401.00	---	268,296.00
<u>DEPARTMENT OF HEALTH AND SENIOR SERVICES</u>						
M&R GR	18.010	0700	20,990.00	20,990.00	---	---
HEALTH STATE OWNED	13.095	2453	417,546.00	417,545.16	---	0.84
HEALTH LEASING	13.095	4181	2,058,909.00	2,057,854.60	---	1,054.40
REFUNDS	10.630	7328	16,414.00	13,687.29	---	2,726.71

Office of the Director

UNIBICAL CORD BLOOD BK EE	10.602	3411	350,000.00	350,000.00	---	---
DIRECTOR'S OFFICE E&E	10.600	3914	42,675.00	41,395.00	---	1,280.00
DIRECTOR'S OFFICE PS	10.600	8443	1,323,081.00	1,283,388.81	---	39,692.19

State Public Health Lab

PUBLIC HEALTH LAB PS	10.605	0219	1,557,733.00	1,557,733.00	---	---
PUBLIC HEALTH LAB E&E	10.605	0220	1,150,807.00	1,072,152.00	---	78,655.00
HEALTH LAB MEDICAID PS	10.605	1925	62,752.00	60,416.00	---	2,336.00
HEALTH LAB MEDICAID E&E	10.605	1929	12,952.00	10,416.00	---	2,536.00

Office of Minority Health

OFC OF MINORITY HLTH PS	10.675	7144	235,471.00	201,298.12	---	34,172.88
OFC OF MINORITY HLTH E&E	10.675	7145	715,781.00	658,037.97	---	57,743.03
MINORITY HLTH & AGING PRG	10.675	7148	165,707.00	160,736.00	---	4,971.00

Administration

ADMIN SHARED EXPENSES E&E	10.610	6805	79,336.00	38,432.18	---	40,903.82
DIVISION OF ADMIN PS	10.610	7693	445,721.00	432,348.72	---	13,372.28
DIVISION OF ADMIN E&E	10.610	7694	239,859.00	232,663.00	---	7,196.00

Missouri Health Facilities Review

MHFRC PS	10.730	4176	144,900.00	141,228.34	---	3,671.66
MHFRC E&E	10.730	4177	11,442.00	11,053.84	---	388.16

Division of Community and Public Health

HEAD INJURY SERVICES	10.655	0262	1,203,673.00	1,203,673.00	---	---
DIV COMM&PUBLIC HLTH PS	10.645	1215	6,181,322.00	6,163,156.86	---	18,165.14
DIV COMM&PUBLIC HLTH E&E	10.645	1216	813,154.00	810,400.00	---	2,754.00
DIV COMM&PUBLIC HLTH PROG	10.655	1255	10,571,569.00	10,571,569.00	---	---
MEDICATIONS	10.655	1492	4,390,371.00	4,390,371.00	---	---
DCPH MEDICAID PS	10.645	1962	468,683.00	459,476.31	---	9,206.69
DCPH MEDICAID E&E	10.645	1963	64,320.00	33,636.05	---	30,683.95
DCPH PROG MEDICAID	10.655	1968	57,500.00	50,674.88	---	6,825.12
CSHCN PROG MEDICAID	10.655	1998	159,276.00	159,275.11	---	0.89
HEAD INJRY SVS MEDICAID	10.655	1999	120,612.00	120,611.74	---	0.26
DIV COMM&PUBLIC HLTH PS	10.655	3552	20,489.00	6,509.67	---	13,979.33
DIV COMM&PUBLIC HLTH E&E	10.655	3553	10,718.00	7,432.33	---	3,285.67
CORE PUBLIC HLT FUNCTIONS	10.650	3944	9,027,772.00	8,748,352.01	---	279,419.99
PRIMO PROGRAM	16.025	4172	3,400,000.00	3,400,000.00	---	---
ALTERNATIVES TO ABORTION	10.665	4576	739,512.00	739,512.00	---	---
GENETICS PROGRAM	10.655	7731	1,109,257.00	1,108,459.40	---	797.60
CHILD W/SPECIAL NEEDS	10.655	9419	864,462.00	864,462.00	---	---

**STATE OF MISSOURI
SUMMARY OF APPROPRIATION ACTIVITY
GENERAL FUND - GENERAL REVENUE FUNDS
FOR THE APPROPRIATION YEAR 2007**

	H.B. No.	Appr. No.	Appropriations	Expenditures and Transfers Out	Reappropriations to 2008	Lapse of Appropriations
<u>Division of Regulation and Licensure</u>						
DIV OF REG&LICENSURE PS	10.720	1263	7,845,417.00	6,744,483.26	---	1,100,933.74
DIV OF REG&LICENSURE E&E	10.720	1264	1,374,048.00	1,248,715.22	---	125,332.78
DRL MEDICIAD PS	10.720	2015	1,301,749.00	1,052,661.38	---	249,087.62
DRL MEDICAID E&E	10.720	2016	194,067.00	61,781.98	---	132,285.02
<u>Division of Senior and Disability Service</u>						
NON-MEDICAID PAS E&E	10.685	0934	1,477,300.00	1,163,366.06	---	313,933.94
DIV SENIOR&DISABILITY PS	10.680	1258	1,634,882.00	1,612,364.07	---	22,517.93
DIV SENIOR&DISABILITY E&E	10.680	1259	325,015.00	202,613.00	---	122,402.00
DSDS MEDICAID PS	10.680	2009	5,650,861.00	5,641,730.15	---	9,130.85
DSDS MEDICAID E&E	10.680	2010	597,847.00	283,996.48	---	313,850.52
IN HOME SVS PGR MEDICAID	10.690	2028	151,392,563.00	143,045,586.29	---	8,346,976.71
HCS MEALS MEDICAID	10.700	2032	3,133,394.00	3,133,394.00	---	---
NORC	10.715	2851	150,000.00	150,000.00	---	---
WORTH COUNTY SENIOR CNT	10.710	2875	50,000.00	---	---	50,000.00
ALZHEIMER'S SERVICE	10.695	2907	265,670.00	257,700.00	---	7,970.00
HANNIBAL SENIOR CNT	10.710	3049	75,000.00	75,000.00	---	---
PUXICO SENIOR CENTER	10.710	3053	200,000.00	200,000.00	---	---
HARRISON SENIOR CENTER	10.710	3081	54,000.00	54,000.00	---	---
HOME & COMMUNITY SVS PRGM	10.685	3383	10,871,876.00	10,104,812.10	---	767,063.90
HOME & COMMNTY SVS GRANTS	10.700	4519	8,165,902.00	7,904,936.36	---	260,965.64
AAA GRANTS	10.705	4522	1,866,115.00	1,826,090.00	---	40,025.00
<u>DEPARTMENT OF TRANSPORTATION</u>						
ELDRLY&DISAB TRAN ASSTIST	04.285	2765	2,343,732.00	2,273,420.00	---	70,312.00
TRANSIT FUNDS FOR STATE	04.275	2817	4,015,589.00	3,895,121.00	---	120,468.00
PORTS CI	21.010	2877	1,500,000.00	401,306.42	1,098,693.00	0.58
STATE MATCH FOR AMTRAK	04.320	4265	5,500,000.00	5,500,000.00	---	---
<u>DEPARTMENT OF LABOR AND INDUSTRIAL RELATIONS</u>						
DOLIR-KC JOB SERVICE	19.035	0751	11,180,580.00	---	---	11,180,580.00
DOLIR STATE OWNED	13.060	2440	62,426.00	62,421.65	---	4.35
DOLIR LEASING	13.060	3229	7,117.00	7,087.29	---	29.71
M&R FMRF (Fund 0124)	18.010	0698	258,188.00	195,189.93	62,998.00	0.07
STATEWIDE M&R YR1 (Fund 0124)	15.060	6759	18,858.00	18,858.00	---	---
STATEWIDE M&R YR2 (Fund 0124)	15.065	6760	3,098,148.97	3,098,148.58	---	0.39

Division of Labor Standards

ON-SITE CONSULTATIONS/LS	07.820	0596	71,078.00	71,078.00	---	---
MINE SAFETY TRNG PRGM	07.825	0597	62,270.00	62,270.00	---	---
ADMINISTRATION/LS PS	07.815	0683	883,662.00	792,369.35	---	91,292.65
ADMINISTRATION/LS E&E	07.815	0685	104,204.00	90,651.03	---	13,552.97

Commission on Human Rights

COMM ON HUMAN RIGHTS PS	07.885	5995	628,352.00	628,352.00	---	---
COMM ON HUMAN RIGHTS E&E	07.885	5997	26,003.00	26,003.00	---	---

Labor and Industrial Relations Commission

INDUSTRIAL COMMISSION PS	07.810	3092	57,119.00	55,348.59	---	1,770.41
INDUSTRIAL COMMISSION E&E	07.810	3093	17,048.00	16,408.23	---	639.77

DEPARTMENT OF MENTAL HEALTH

MENTAL HEALTH LEASING	13.090	0655	2,056,502.00	2,056,501.83	---	0.17
CPS FUEL & UTILITIES	10.235	1899	5,293,181.00	5,293,181.00	---	---
FUEL & UTILITIES	10.415	1951	3,226,763.00	3,226,763.00	---	---
MENTAL HEALTH STATE OWNED	13.090	2450	470,359.00	467,244.93	---	3,114.07
DMH FMDC SRV CONTRACTS	10.007	3258	478,668.00	453,702.81	---	24,965.19
INFLATIONARY COSTS E&E	14.145	3635	221,111.00	221,111.00	---	---
REFUNDS	10.015	5519	83,554.00	83,553.79	---	0.21
OVERTIME PAY PS	14.165	7031	2,628,024.00	2,622,491.59	---	5,532.41
M&R FMRF (Fund 0124)	18.010	0698	28,322,264.39	8,103,018.56	20,219,245.00	0.83
OPERATIONAL M&R (Fund 0124)	10.030	3405	1,197,230.00	1,130,802.64	---	66,427.36
STATEWIDE M&R YR1 (Fund 0124)	15.060	6759	539,656.55	539,655.93	---	0.62
STATEWIDE M&R YR2 (Fund 0124)	15.065	6760	2,857,299.39	2,856,228.43	---	1,070.96

Office of the Director

DIRECTOR'S OFFICE PS	10.005	0669	593,722.00	593,721.37	---	0.63
DIRECTOR'S OFFICE E&E	10.005	2043	67,037.00	61,509.00	---	5,528.00
OPERATIONAL SUPPORT PS	10.010	5307	5,587,919.00	5,356,786.98	---	231,132.02
OPERATIONAL SUPPORT E&E	10.010	5310	972,710.00	927,899.00	---	44,811.00

Division of Alcohol and Drug Abuse

ADA TREATMENT-MEDICAID MT	10.110	2040	5,473,104.00	5,464,119.98	---	8,984.02
ADA TREATMENT SVS E&E	10.110	2050	2,403,805.00	2,402,794.19	---	1,010.81
ADA ADMIN PS	10.100	2149	1,013,314.00	1,013,314.00	---	---
ADA ADMIN E&E	10.100	2150	41,735.00	41,735.00	---	---
PREVENTION & EDU SVS PS	10.105	2649	9,394.00	9,393.98	---	0.02
ADA	10.125	3423	1,634,137.00	1,633,924.91	---	212.09
ADA-MEDICAID	10.125	3457	96,233.00	96,232.75	---	0.25
ADA TREATMENT SERVICES	10.110	4147	17,379,240.00	16,950,534.00	---	428,706.00
ADA TREATMENT SVS PS	10.110	4148	1,333,722.00	1,330,930.47	---	2,791.53
COMMUNITY 2000	10.105	4649	22,498.00	22,498.00	---	---

**STATE OF MISSOURI
SUMMARY OF APPROPRIATION ACTIVITY
GENERAL FUND - GENERAL REVENUE FUNDS
FOR THE APPROPRIATION YEAR 2007**

	H.B. No.	Appr. No.	Appropriations	Expenditures and Transfers Out	Reappropriations to 2008	Lapse of Appropriations
<u>Division of Comprehensive Psychiatric Services</u>						
MEDICATION COST INCREASES	10.240	0373	9,080,488.00	9,080,488.00	---	---
MID MO MHC YOUTH SVS PS	10.325	0677	1,479,866.00	1,475,606.59	---	4,259.41
PRN NURSING POOL PS	10.205	0994	3,174,350.00	3,174,349.37	---	0.63
PRN NURSING POOL E&E	10.205	0995	61,931.00	53,458.93	---	8,472.07
ADULT COMMUNITY PRGM PS	10.210	1479	229,607.00	229,607.00	---	---
YOUTH COMMUNITY PRGM PS	10.225	1481	211,773.00	211,300.95	---	472.05
HOMELESS MENTALLY ILL	10.210	1685	425,696.00	425,696.00	---	---
CPS ADMIN PS	10.200	1844	629,360.00	628,406.68	---	953.32
CPS ADMIN E&E	10.200	1845	162,905.00	162,905.00	---	---
CIVIL COMM LEGAL FEES	10.215	1864	774,099.00	718,110.54	---	55,988.46
OA CIVIL COMM LEGAL FEES	10.215	1865	132,550.00	101,130.00	---	31,420.00
FORENSIC SUPPORT SVS PS	10.220	1866	679,856.00	668,639.37	---	11,216.63
FORENSIC SUPPORT SVS E&E	10.220	1867	81,622.00	81,622.00	---	---
ADULT COMMUNITY PRGM E&E	10.210	2052	392,842.00	392,842.00	---	---
ADULT COMMUNITY PROGRAM	10.210	2053	40,350,992.00	40,350,992.00	---	---
YOUTH COMMUNITY PRGM E&E	10.225	2056	89,265.00	89,265.00	---	---
YOUTH COMMUNITY PROGRAM	10.225	2057	12,028,104.00	12,028,104.00	---	---
FULTON STATE HOSPITAL E&E	10.300	2061	8,114,785.00	8,114,785.00	---	---
NW MO PSY REHAB CTR E&E	10.305	2063	1,638,067.00	1,637,897.55	---	169.45
STL PSY REHAB CTR E&E	10.310	2064	3,105,634.00	3,105,634.00	---	---
SW MO PSY REHAB CTR E&E	10.315	2065	488,773.00	488,417.37	---	355.63
COTTONWOOD TRMT CTR E&E	10.355	2066	369,628.00	369,628.00	---	---
HAWTHORN PSY HOSPTL E&E	10.350	2067	1,234,626.00	1,234,626.00	---	---
METRO STL PSY CTR E&E	10.320	2068	3,100,417.00	3,100,417.00	---	---
MID MO MHC YOUTH SVS E&E	10.325	2069	412,220.00	412,219.50	---	0.50
ADULT COM PRG-MEDICAID MT	10.210	2070	33,344,144.00	33,036,544.00	---	307,600.00
YOUTH COM PRG-MEDICAID MT	10.225	2071	8,646,518.00	8,646,518.00	---	---
MID MISSOURI MHC E&E	10.325	2077	1,612,668.00	1,612,489.26	---	178.74
SOUTHEAST MO MHC E&E	10.330	2083	1,933,845.00	1,933,845.00	---	---
WEST MO MHC YOUTH SVS E&E	10.340	2088	114,487.00	114,487.00	---	---
WESTERN MO MHC E&E	10.340	2090	2,256,829.00	2,254,212.42	---	2,616.58
LOSS OF BENEFITS (NGRI)	10.245	2454	855,685.00	855,685.00	---	---
REMEDIATION FUEL SPILL	21.040	2890	503,519.00	24,182.44	479,336.00	0.56
MSOTC RENOVATION OF WARDS	21.045	2893	1,967,203.00	29,325.85	1,937,877.00	0.15
SEXUAL OFFEND TRTM PS	10.345	3059	7,793,589.00	7,091,462.50	---	702,126.50
SEXUAL OFFEND TRTM EE	10.345	3060	1,644,224.00	1,644,224.00	---	---
CPS	10.125	3429	1,004,330.00	1,004,330.00	---	---
CPS-MEDICAID	10.125	3458	726,040.00	726,040.00	---	---

WEST MO MHC YOUTH SVS PS	10.340	3909	896,769.00	896,769.00	---	---
SW MO PSY REHAB CTR PS	10.315	4157	2,242,710.00	2,238,300.18	---	4,409.82
FULTON ST HOSP OVERTIME	10.300	7187	2,042,885.00	2,042,885.00	---	---
NW MO PSY REHAB OVERTIME	10.305	7188	305,077.00	305,067.66	---	9.34
STL PSY REHAB OVERTIME	10.310	7190	399,087.00	399,047.03	---	39.97
SW MO PYS REHAB OVERTIME	10.315	7192	20,568.00	20,566.30	---	1.70
HAWTHORN HOSP OVERTIME	10.350	7193	133,881.00	133,881.00	---	---
COTTONWOOD TRMT OVERTIME	10.355	7195	61,829.00	61,754.92	---	74.08
METRO STL PSY OVERTIME	10.320	7197	94,310.00	94,310.00	---	---
MID MO MHC OVERTIME	10.325	7199	201,989.00	201,856.27	---	132.73
SE MO MHC OVERTIME	10.330	7201	436,817.00	436,817.00	---	---
WESTERN MO MHC OVERTIME	10.340	7202	1,015,385.00	989,145.02	---	26,239.98
SEXUAL OFFEND OVERTIME	10.345	7204	367,556.00	356,529.00	---	11,027.00
SEMO - PUB BLDG	10.335	7520	87,234.00	87,234.00	---	---
FULTON STATE HOSPITAL PS	10.300	9381	38,132,683.00	38,132,682.34	---	0.66
NW MO PSY REHAB CTR PS	10.305	9384	9,500,084.00	9,500,083.73	---	0.27
STL PSY REHAB CTR PS	10.310	9385	15,076,765.00	14,981,758.87	---	95,006.13
COTTONWOOD TRMT CTR PS	10.355	9386	806,876.00	806,876.00	---	---
HAWTHORN PSY HOSPTL PS	10.350	9387	5,056,881.00	4,919,631.44	---	137,249.56
METRO STL PSY CTR PS	10.320	9391	10,890,941.00	9,898,767.01	---	992,173.99
MID MISSOURI MHC PS	10.325	9393	6,005,378.00	5,900,188.29	---	105,189.71
SOUTHEAST MO MHC PS	10.330	9394	14,750,368.00	14,655,316.20	---	95,051.80
WESTERN MO MHC PS	10.340	9395	13,787,222.00	13,297,333.00	---	489,889.00

**Division of Mental Retardation -
Developmental Disabilities**

ALBANY RC PS	10.500	0460	1,151,213.00	1,151,213.00	---	---
CENTRAL MO RC PS	10.505	0461	1,358,084.00	1,323,437.33	---	34,646.67
HANNIBAL RC PS	10.510	0462	1,552,897.00	1,489,114.03	---	63,782.97
JOPLIN RC PS	10.515	0463	1,577,980.00	1,475,468.60	---	102,511.40
KANSAS CITY RC PS	10.520	0464	2,111,533.00	2,043,234.18	---	68,298.82
KIRKSVILLE RC PS	10.525	0466	1,036,308.00	1,017,763.62	---	18,544.38
POPLAR BLUFF RC PS	10.530	0467	1,118,027.00	1,105,810.26	---	12,216.74
ROLLA RC PS	10.535	0468	1,519,932.00	1,490,952.44	---	28,979.56
SIKESTON RC PS	10.540	0469	1,216,607.00	1,198,082.25	---	18,524.75
SPRINGFIELD RC PS	10.545	0470	1,561,147.00	1,525,677.05	---	35,469.95
ST LOUIS RC PS	10.550	0471	3,798,672.00	3,798,669.35	---	2.65
BELLEFONTAINE HC PS	10.555	0473	14,317,793.00	14,317,793.00	---	---
HIGGINSVILLE HC PS	10.560	0474	8,175,115.00	8,130,845.56	---	44,269.44
MARSHALL HC PS	10.565	0475	17,415,794.00	16,604,648.17	---	811,145.83
NEVADA HC PS	10.570	0476	7,597,216.00	7,570,354.44	---	26,861.56
ST LOUIS DDTCS	10.575	0477	15,849,549.00	15,849,547.99	---	1.01
SOUTHEAST MO RES SVCS PS	10.585	0478	4,781,725.00	4,763,952.99	---	17,772.01
MRDD ADMIN PS	10.400	1911	851,465.00	848,531.00	---	2,934.00
MRDD ADMIN E&E	10.400	1912	98,380.00	98,380.00	---	---
COMMUNITY PROGRAMS	10.405	1919	6,462,268.00	6,338,584.00	---	123,684.00
AUTISTIC CLIENTS	10.405	1928	3,210,705.00	3,210,705.00	---	---

**STATE OF MISSOURI
SUMMARY OF APPROPRIATION ACTIVITY
GENERAL FUND - GENERAL REVENUE FUNDS
FOR THE APPROPRIATION YEAR 2007**

	H.B. No.	Appr. No.	Appropriations	Expenditures and Transfers Out	Reappropriations to 2008	Lapse of Appropriations
NW COMMUNITY SERVICES PS	10.560	1937	2,392,104.00	2,392,104.00	---	---
COMMUNITY PRG-MEDICAID MT	10.405	2072	99,530,033.00	98,049,889.00	---	1,480,144.00
C&F DIRECT SP-MEDICAID MT	10.405	2073	9,708,160.00	9,708,160.00	---	---
ALBANY RC E&E	10.500	2101	136,881.00	129,129.56	---	7,751.44
CENTRAL MO RC E&E	10.505	2102	126,266.00	95,851.05	---	30,414.95
HANNIBAL RC E&E	10.510	2108	280,860.00	255,206.88	---	25,653.12
JOPLIN RC E&E	10.515	2111	268,594.00	143,459.99	---	125,134.01
KANSAS CITY RC E&E	10.520	2112	431,401.00	202,488.23	---	228,912.77
KIRKSVILLE RC E&E	10.525	2113	189,926.00	169,842.71	---	20,083.29
POPLAR BLUFF RC E&E	10.530	2115	164,456.00	113,020.64	---	51,435.36
ROLLA RC E&E	10.535	2116	150,681.00	117,671.47	---	33,009.53
SIKESTON RC E&E	10.540	2117	205,605.00	114,622.12	---	90,982.88
SPRINGFIELD RC E&E	10.545	2118	331,161.00	166,197.42	---	164,963.58
ST LOUIS DDTC E&E	10.575	2119	2,741,755.00	2,738,677.38	---	3,077.62
SOUTHEAST MO RES SVCS E&E	10.585	2120	620,553.00	620,547.11	---	5.89
ST LOUIS RC E&E	10.550	2332	400,347.00	387,673.33	---	12,673.67
BELLEFONTAINE HC E&E	10.555	2337	1,042,329.00	1,042,323.87	---	5.13
HIGGINSVILLE HC E&E	10.560	2348	911,136.00	908,984.36	---	2,151.64
MARSHALL HC E&E	10.565	2354	1,284,189.00	1,257,469.57	---	26,719.43
NEVADA HC E&E	10.570	2356	1,566,856.00	1,566,855.65	---	0.35
BHC CLIENT TRANSITION PS	10.555	2528	1,876,025.00	1,875,907.01	---	117.99
BHC CLIENT TRANSITION E&E	10.555	2529	232,268.00	232,268.00	---	---
C & F DIRECTED SUPPORTS	10.405	2770	7,827,739.00	7,827,739.00	---	---
APPRAISALS AND SURVEYS	21.020	2879	10,431.00	10,430.00	1.00	---
HIGGINSVILLE MEDICAID EE	10.560	3037	9,000.00	---	---	9,000.00
MARSHALL HC MEDICAID E&E	10.565	3038	50,000.00	---	---	50,000.00
NEVADA HC MEDICAID E&E	10.570	3039	50,000.00	---	---	50,000.00
SOUTHEAST MO MEDICAID E&E	10.585	3041	50,000.00	---	---	50,000.00
MRDD POOL PS	10.402	3415	2,191,894.00	2,168,194.94	---	23,699.06
MRDD POOL E&E	10.402	3416	4,165,887.00	4,163,994.88	---	1,892.12
MRDD POOL PRG-MEDICAID	14.160	3629	1,301,250.00	1,301,250.00	---	---
MRDD POOL PRG	14.160	3680	50,000.00	49,998.71	---	1.29
MARSHALL COMM SVS PS	10.565	6033	1,748,021.00	1,748,021.00	---	---
MARSHALL COMM SVS E&E	10.565	6034	22,410.00	22,410.00	---	---
BELLEFONTAINE HC OVERTIME	10.555	7227	1,226,300.00	1,226,137.66	---	162.34
HIGGINSVILLE HC OVERTIME	10.560	7229	477,208.00	477,202.47	---	5.53
MARSHALL HC OVERTIME	10.565	7231	824,401.00	824,401.00	---	---
NEVADA HC OVERTIME	10.570	7233	66,405.00	66,404.55	---	0.45
ST LOUIS DDTC OVERTIME	10.575	7234	813,536.00	813,536.00	---	---

SOUTHEAST MO RES OVERTIME	10.585	7236	310,230.00	310,230.00	---	---
MR COMMUNITY PROGRAMS PS	10.405	7426	842,590.00	768,715.60	---	73,874.40
MR COMMUNITY PROGRAMS E&E	10.405	7427	151,368.00	151,368.00	---	---
SLDDTC PUB BLDG	10.580	7525	84,861.00	80,697.99	---	4,163.01

DEPARTMENT OF NATURAL RESOURCES

MINORITY SCHOLARSHIPS	06.390	0811	32,964.00	30,975.00	---	1,989.00
DNR STATE OWNED	13.045	2438	172,749.00	172,338.59	---	410.41
DNR LEASING	13.045	4305	288,965.00	276,662.74	---	12,302.26
STATEWIDE M&R YR1 (Fund 0124)	15.060	6759	0.93	---	---	0.93
M&R FMRF (Fund 0124)	18.010	0698	608,312.98	212,995.74	395,317.00	0.24

Department Operations

DEPT OPERATIONS PS	06.200	1804	886,130.00	842,059.39	---	44,070.61
DEPT OPERATIONS E&E	06.200	1807	138,818.00	134,653.00	---	4,165.00

Water Resources Center

WATER RESOURCES PS	06.225	5245	930,789.00	862,137.29	---	68,651.71
WATER RESOURCES E&E	06.225	5246	1,174,022.00	1,121,540.04	---	52,481.96

Division of Environmental Quality

HAZARDOUS WASTE E&E	06.225	3717	88,000.00	87,946.85	---	53.15
SOLID WASTE FORFEITURES	06.275	4303	165,804.00	73,977.35	---	91,826.65
WATER PROTECTION PRG PS	06.225	7172	364,641.00	353,674.12	---	10,966.88
WATER PROTECTION PRG E&E	06.225	7176	1,197,311.00	1,188,368.00	---	8,943.00
SOLID WASTE FORFEITURES (Fund 0198)	06.275	4304	141,599.00	49,209.22	---	92,389.78

Division of Geology and Land Survey

DGLS OPERATION PS	06.225	2395	671,314.00	633,642.43	---	37,671.57
DGLS OPERATION E&E	06.225	2396	171,762.00	165,316.41	---	6,445.59
DGLS OPERATIONAL M&R (Fund 0124)	06.315	3394	8,759.00	8,758.79	---	0.21
DGLS HVAC RENOVATIONS (Fund 0124)	15.110	4719	102,935.85	102,935.85	---	---

Division of State Parks

HISTORICAL EXHIBIT E&E	06.362	3348	50,000.00	43,487.23	---	6,512.77
------------------------	--------	------	-----------	-----------	-----	----------

Field Services Division

FIELD SERVICES PS	06.225	1817	2,382,280.00	2,313,558.66	---	68,721.34
FIELD SERVICES E&E	06.225	1818	743,672.00	701,139.12	---	42,532.88

DEPARTMENT OF PUBLIC SAFETY

M&R GR	18.010	0700	9,676.00	9,675.00	1.00	---
PUBLIC SAFETY STATE OWNED	13.065	2444	248,756.00	248,742.03	---	13.97
FMDC-OTAG-ARMORY F/U	08.217	3342	695,000.00	674,150.00	---	20,850.00
FMDC-VET HOME FUEL/UTIL	08.172	3370	2,200,462.00	2,096,072.24	---	104,389.76

**STATE OF MISSOURI
SUMMARY OF APPROPRIATION ACTIVITY
GENERAL FUND - GENERAL REVENUE FUNDS
FOR THE APPROPRIATION YEAR 2007**

	H.B. No.	Appr. No.	Appropriations	Expenditures and Transfers Out	Reappropriations to 2008	Lapse of Appropriations
FMDC-VET HOME SERV CNT	08.172	3377	43,101.00	37,548.76	---	5,552.24
FMDC-SHP ENFORCEMENT F/U	08.122	3381	119,481.00	115,897.00	---	3,584.00
PUBLIC SAFETY LEASING	13.065	6075	271,423.00	271,423.00	---	---
M&R FMRF (Fund 0124)	18.010	0698	5,628,097.73	2,229,336.14	3,398,761.00	0.59
STATEWIDE M&R YR1 (Fund 0124)	15.060	6759	0.80	---	---	0.80
STATEWIDE M&R YR2 (Fund 0124)	15.065	6760	374,769.16	374,768.75	---	0.41
<u>Office of the Director</u>						
JOPLIN CRIME LAB	08.045	0651	147,000.00	142,590.00	---	4,410.00
DIRECTOR ADMIN PS	08.005	1097	949,670.00	731,047.12	---	218,622.88
MPS OFCR MEDAL VALOR EE	08.067	2992	5,000.00	---	---	5,000.00
INTERNET SEX CRM TSF GNTS	08.027	3231	250,000.00	184,561.90	---	65,438.10
REGIONAL CRIME LABS	08.045	4764	145,686.00	141,314.50	---	4,371.50
DIRECTOR ADMIN E&E	08.005	8094	234,536.00	206,100.31	---	28,435.69
OPERATIONAL M&R (Fund 0124)	08.010	3398	185,889.00	184,968.74	---	920.26
<u>Division of Fire Safety</u>						
F S ADMIN PS	08.150	1103	1,708,125.00	1,653,907.30	---	54,217.70
F S ADMIN E&E	08.150	1107	241,087.00	236,122.50	---	4,964.50
FIREFIGHTER TRAINING	08.155	7496	215,908.00	207,340.47	---	8,567.53
<u>Capitol Police</u>						
CAPITOL POLICE PS	08.070	3300	1,308,503.00	1,264,887.43	---	43,615.57
CAPITOL POLICE E&E	08.070	3301	104,923.00	102,187.87	---	2,735.13
<u>State Highway Patrol</u>						
SHP TECHNICAL SERVICE PS	08.120	0628	362,605.00	306,023.31	---	56,581.69
SHP ENFORCEMENT PS	08.085	1134	6,849,876.00	6,450,963.82	---	398,912.18
SHP ENFORCEMENT E&E	08.085	1139	733,444.00	696,975.59	---	36,468.41
SHP TECHNICAL SERVICE E&E	08.120	2283	63,312.00	57,513.72	---	5,798.28
GASOLINE PURCHASE	08.090	2335	275,141.00	275,141.00	---	---
CRIME LABS PS	08.100	4342	1,217,494.00	1,147,111.84	---	70,382.16
CRIME LABS E&E	08.100	4343	516,166.00	483,035.02	---	33,130.98
FRINGE BENEFITS PS	08.080	4344	4,274,164.00	3,997,676.22	---	276,487.78
FRINGE BENEFITS E&E	08.080	4347	531,784.00	390,335.54	---	141,448.46
SHP ADMIN E&E	08.075	4368	16,279.00	8,821.07	---	7,457.93

Division of Liquor Control

ALCOHOL & TOBACCO CNTR PS	08.145	5283	2,233,131.00	2,158,996.75	---	74,134.25
ALCOHOL & TOBACCO CNTR EE	08.145	5284	420,353.00	417,189.00	---	3,164.00

Missouri State Water Patrol

STATE WATER PATROL PS	08.140	1171	5,191,567.00	5,026,363.33	---	165,203.67
STATE WATER PATROL E&E	08.140	1175	1,089,686.00	1,089,686.00	---	---

Adjutant General

NG STATEWIDE SUPPORT	19.065	0759	771,744.99	351,403.34	420,341.00	0.65
NG ST CHARLES ARMORY	19.095	0761	487,468.00	---	487,468.00	---
NG ALBANY ARMORY	19.090	0769	208,888.10	181,959.20	26,928.00	0.90
NG SPRINGFIELD AVCRAD	19.085	0774	703,552.00	---	703,552.00	---
A G ADMIN PS	08.200	1226	1,119,593.00	1,082,215.58	---	37,377.42
A G ADMIN E&E	08.200	1228	214,694.00	210,574.00	---	4,120.00
A G FIELD SUPPORT PS	08.220	1229	678,391.00	658,877.39	---	19,513.61
A G FIELD SUPPORT E&E	08.220	1231	451,214.00	451,024.00	---	190.00
A G AIR SEARCH & RESCUE	08.245	3984	16,978.00	14,975.19	---	2,002.81
CONTRACT SERVICES PS	08.240	4502	483,697.00	456,012.42	---	27,684.58
CONTRACT SERVICES E&E	08.240	4503	129,297.00	128,763.83	---	533.17
NG-FED PROJECT SUPPORT	15.205	6913	48,922.15	28,746.67	---	20,175.48
OPERATIONAL M&R (Fund 0124)	08.215	3403	399,881.00	397,090.18	---	2,790.82

State Emergency Management Agency

A G SEMA PS	08.250	1237	1,273,322.00	1,234,915.88	---	38,406.12
A G SEMA E&E	08.250	1241	350,997.00	337,467.74	---	13,529.26
SEMA GRANT	08.260	3299	2,246,500.00	2,246,052.81	---	447.19

Missouri Veterans' Commission

VETERANS HOMES PS	08.170	2340	9,586,698.00	9,299,083.37	---	287,614.63
VETERANS HOMES E&E	08.170	2341	15,020,468.00	14,569,817.38	---	450,650.62
VETERANS HOMES OVERTIME	08.170	7109	110,392.00	107,057.64	---	3,334.36
ADMIN & SERVICES PS	08.160	8734	2,026,174.00	1,963,623.92	---	62,550.08
ADMIN & SERVICE E&E	08.160	8736	352,786.00	342,952.00	---	9,834.00

DEPARTMENT OF REVENUE

REVENUE STATE OWNED	13.015	2434	205,698.00	205,698.00	---	---
SPEC NEEDS ADOPT TAX CR	14.050	3694	500,000.00	---	---	500,000.00
REVENUE LEASING	13.015	6090	1,114,201.00	1,114,200.99	---	0.01
REVENUE STATE OWNED (Fund 0124)	13.015	2637	1,803,229.00	1,803,229.00	---	---
STATEWIDE M&R YR2 (Fund 0124)	15.065	6760	60,481.00	60,481.00	---	---

Legal Services

LEGAL SERV PS	04.005	1739	1,788,535.00	1,735,662.68	---	52,872.32
LEGAL SERV E&E	04.005	1740	137,023.00	124,371.11	---	12,651.89
HWY COLL LEGAL SERV PS	04.005	1766	1,252,519.00	1,101,754.61	---	150,764.39

**STATE OF MISSOURI
SUMMARY OF APPROPRIATION ACTIVITY
GENERAL FUND - GENERAL REVENUE FUNDS
FOR THE APPROPRIATION YEAR 2007**

	H.B. No.	Appr. No.	Appropriations	Expenditures and Transfers Out	Reappropriations to 2008	Lapse of Appropriations
<u>Fiscal Services</u>						
POSTAGE	04.010	0075	2,843,200.00	2,740,494.82	---	102,705.18
FISCAL SERV PS	04.005	1751	9,866,593.00	8,270,067.15	---	1,596,525.85
FISCAL SERV E&E	04.005	1752	1,153,041.00	982,316.13	---	170,724.87
HWY COLL FISCAL SERV PS	04.005	1768	1,056,769.00	952,658.03	---	104,110.97
HWY COLL POSTAGE	04.005	1770	1,286,725.00	1,212,668.19	---	74,056.81
<u>Customer Services - MVDL</u>						
CS MV-DL-CAB PS	04.005	1710	157,385.00	129,193.18	---	28,191.82
CS MV-DL-CAB E&E	04.005	1711	671,148.00	670,459.00	---	689.00
HWY COLL CS MV-DL-CAB PS	04.005	1762	6,915,103.00	6,669,958.36	---	245,144.64
HWY COLL CS MV-DL-CAB E&E	04.005	1763	3,255,072.00	3,160,411.34	---	94,660.66
EMBLEM USE FEE DISTRIB	14.045	3693	1,000.00	50.00	---	950.00
<u>Customer Services - Taxation</u>						
DELINQUENT COLLECTN FEES	04.020	0096	2,830,000.00	2,716,839.19	---	113,160.81
GR REFUNDS (REG)	04.050	1243	1,245,100,000.00	1,207,943,794.48	---	37,156,205.52
CUST SERV TAX PS	04.005	1691	12,547,190.00	11,766,789.30	---	780,400.70
CUST SERV TAX E&E	04.005	1692	3,395,829.00	2,669,896.10	---	725,932.90
CUST SERV TAX MTC DUES EE	04.005	1695	163,001.00	163,001.00	---	---
HWY COLL CS TAX PS	04.005	1760	351,011.00	331,763.52	---	19,247.48
HOMESTEAD PRESV CREDIT	04.040	2039	2,955,913.00	2,952,881.45	---	3,031.55
COUNTY STOCK INSUR TAX	04.090	2705	2,614,600.00	2,614,599.91	---	0.09
COUNTY FILING FEES	04.025	7024	200,000.00	172,945.50	---	27,054.50
DEBT OFFSET TAX CREDITS	04.095	7323	675,000.00	658,451.69	---	16,548.31
CUST SERV TAX PS (Fund 0169)	04.005	1699	22,973.00	17,570.10	---	5,402.90
CUST SERV TAX E&E (Fund 0169)	04.005	1700	2,599,841.00	2,040,481.54	---	559,359.46
<u>State Tax Commission</u>						
STATE TAX COMMISSION PS	04.015	0083	2,528,824.00	2,408,503.93	---	120,320.07
ASSESSMENT MAINTENANCE	04.030	1044	18,785,668.00	18,499,130.99	---	286,537.01
STATE TAX COMMISSION E&E	04.015	2138	361,815.00	354,636.00	---	7,179.00
ASSESSOR CERTIFICATION	04.035	3091	77,112.00	75,560.68	---	1,551.32
AG LAND USE STUDY E&E	04.015	3460	25,000.00	25,000.00	---	---
<u>DEPARTMENT OF SOCIAL SERVICES</u>						
SOCIAL SERVICES LEASING	13.100	1434	11,544,623.00	11,220,271.91	---	324,351.09
SOCIAL SRVS STATE OWNED	13.100	2461	4,455,031.00	4,450,347.61	---	4,683.39

DSS FMDC FUEL&UTILITIES	11.007	3261	549,126.00	525,765.61	---	23,360.39
DSS OVERTIME	11.030	7305	1,046,902.00	557,058.73	---	489,843.27
M&R FMRF (Fund 0124)	18.010	0698	917,642.87	530,994.38	386,648.00	0.49
STATEWIDE M&R YR1 (Fund 0124)	15.060	6759	20,813.59	20,813.59	---	---
STATEWIDE M&R YR2 (Fund 0124)	15.065	6760	1,000.96	1,000.00	---	0.96
SOCIAL SERVICES LEASING (Fund 0169)	13.100	1437	8,319.00	4,423.17	---	3,895.83
SOCIAL SRVS STATE OWNED (Fund 0169)	13.100	2655	307,667.00	307,665.68	---	1.32
<u>Office of the Director</u>						
OFFICE OF DIRECTOR PS	11.005	4333	418,031.00	400,895.95	---	17,135.05
OFFICE OF DIRECTOR E&E	11.005	4334	46,446.00	45,053.00	---	1,393.00
FIELD & LINE TRAINING	11.025	6793	178,125.00	172,781.00	---	5,344.00
HUMAN RESOURCE CENTER PS	11.020	9948	332,911.00	315,136.82	---	17,774.18
HUMAN RESOURCE CENTER E&E	11.020	9949	24,692.00	23,951.00	---	741.00
OFFICE OF DIRECTOR PS (Fund 0169)	11.005	3577	44,682.00	41,541.06	---	3,140.94
OFFICE OF DIRECTOR E&E (Fund 0169)	11.005	3590	16,480.00	16,444.03	---	35.97
<u>Division of Budget and Finance</u>						
DELINQUENT CHLIDREN	11.050	0738	3,302,000.00	2,858,548.00	---	443,452.00
BUDGET & FINANCE PS	11.035	3314	1,753,723.00	1,655,052.43	---	98,670.57
BUDGET & FINANCE E&E	11.035	3316	84,506.00	81,948.57	---	2,557.43
<u>Division of General Services</u>						
GENERAL SERVICES PS	11.055	6349	1,347,377.00	1,299,747.33	---	47,629.67
GENERAL SERVICES E&E	11.055	6350	320,659.00	309,947.85	---	10,711.15
DGS MAINTENANCE & REPAIR (Fund 0124)	11.015	3406	30,708.00	30,708.00	---	---
GENERAL SERVICES PS (Fund 0169)	11.055	3591	103,197.00	102,025.27	---	1,171.73
<u>Division of Legal Services</u>						
LEGAL SERVICES PS	11.060	6353	1,769,044.00	1,715,942.60	---	53,101.40
LEGAL SERVICES E&E	11.060	6354	201,065.00	194,970.65	---	6,094.35
LEGAL SERVICES PS (Fund 0169)	11.060	2790	156,472.00	156,445.37	---	26.63
<u>Family Support Division</u>						
DOMESTIC VIOLENCE	11.160	0766	4,500,000.00	4,237,161.79	---	262,838.21
YOUTH MENTORING	11.095	0797	100,000.00	97,000.00	---	3,000.00
ADULT SUPPLEMENTATION	11.110	1403	125,000.00	93,816.00	---	31,184.00
SUPPLEMENTAL NURSING CARE	11.115	2423	25,807,581.00	25,391,722.00	---	415,859.00
MO SUPP FOOD STAMP PRG	11.082	3043	3,526,676.00	---	---	3,526,676.00
REFUGEE ASSISTANCE	11.130	3069	200,000.00	194,000.00	---	6,000.00
BLIND ADMIN PS	11.165	3401	33,108.00	31,738.17	---	1,369.83
TEMPORARY ASSISTANCE	11.105	3596	17,287,706.00	17,287,706.00	---	---
EBT E&E	11.080	5255	4,138,507.00	4,070,018.86	---	68,488.14
COMMUNITY PARTNERSHIP PS	11.095	5650	87,778.00	85,130.71	---	2,647.29
COMMUNITY PARTNERSHIP	11.095	5651	727,500.00	705,643.54	---	21,856.46
MO MENTORING PARTNERSHIP	11.095	5823	606,844.00	588,639.00	---	18,205.00

STATE OF MISSOURI
SUMMARY OF APPROPRIATION ACTIVITY
GENERAL FUND - GENERAL REVENUE FUNDS
FOR THE APPROPRIATION YEAR 2007

	H.B. No.	Appr. No.	Appropriations	Expenditures and Transfers Out	Reappropriations to 2008	Lapse of Appropriations
CSE FIELD STAFF/OPS PS	11.175	6260	167,163.00	159,681.94	---	7,481.06
CSE FIELD STAFF/OPS E&E	11.175	6261	867,977.00	841,938.00	---	26,039.00
FAMILY SUPPORT ADMIN PS	11.065	6269	608,077.00	587,654.43	---	20,422.57
FAMILY SUPPORT ADMIN E&E	11.065	6270	297,449.00	287,153.83	---	10,295.17
IM FIELD STAFF/OPS PS	11.070	6280	23,751,795.00	22,562,687.35	---	1,189,107.65
IM FIELD STAFF/OPS E&E	11.070	6281	323,203.00	313,480.96	---	9,722.04
FAMILY SUP STAFF TRNG	11.075	6290	372,276.00	357,845.21	---	14,430.79
FAMIS	11.090	9325	2,262,971.00	2,195,082.00	---	67,889.00
PRIVATIZATION COLLECTIONS (Fund 0169)	11.180	0748	510,000.00	225,500.15	---	284,499.85
CSE MEDIATION E&E (Fund 0169)	11.175	0931	365,000.00	365,000.00	---	---
IM FIELD STAFF/OPS PS (Fund 0169)	11.070	0939	1,331,870.00	310,661.99	---	1,021,208.01
IM FIELD STAFF/OPS E&E (Fund 0169)	11.070	0958	185,946.00	173,319.02	---	12,626.98
MULTI COUNTY SERVICE CTRS (Fund 0169)	11.185	1410	653,000.00	653,000.00	---	---
CSE FIELD STAFF/OPS PS (Fund 0169)	11.175	6267	5,501,290.00	4,763,735.41	---	737,554.59
CSE FIELD STAFF/OPS E&E (Fund 0169)	11.175	6268	930,410.00	919,955.07	---	10,454.93
FAMILY SUPPORT ADMIN PS (Fund 0169)	11.065	6275	1,264,975.00	1,248,297.94	---	16,677.06
FAMILY SUPPORT ADMIN E&E (Fund 0169)	11.065	6276	136,683.00	136,674.13	---	8.87
<u>Children's Division</u>						
RESIDENTIAL TREATMENT SVS	11.235	0032	33,243,043.00	33,243,043.00	---	---
CASE MANAGEMENT CONTRACTS	11.240	1050	11,194,500.00	10,858,665.00	---	335,835.00
CASE MGMT INTERVENTION	11.240	1089	500,000.00	457,866.68	---	42,133.32
CHILD ASSESSMENT CENTERS	11.260	1386	1,098,952.00	1,044,842.82	---	54,109.18
CHILDREN'S PROGRAM POOL	11.255	1735	9,670,990.00	9,670,990.00	---	---
CTS DIVERSION	11.232	3448	500,000.00	485,000.00	---	15,000.00
CRISIS CARE	11.230	3449	1,750,000.00	1,331,440.77	---	418,559.23
PURCHASE OF CHILD CARE	11.285	3592	70,822,830.00	68,698,145.00	---	2,124,685.00
PSYCHIATRIC DIVERSION	11.265	3603	6,346,361.00	6,346,361.00	---	---
FOSTER CARE	11.235	4856	20,525,344.00	20,525,344.00	---	---
CHILDREN'S TREATMENT SVS	11.230	4861	6,626,191.00	6,427,405.00	---	198,786.00
ADOP/GUARDIANSHIP SUBSIDY	11.245	5701	50,658,025.00	50,658,025.00	---	---
CHILDREN'S ADMIN PS	11.210	6292	969,615.00	911,911.21	---	57,703.79
CHILDREN'S ADMIN E&E	11.210	6295	82,839.00	74,426.64	---	8,412.36
CHILD FIELD STAFF/OPS PS	11.215	6301	24,628,278.00	24,107,738.29	---	520,539.71
CHILD FIELD STAFF/OPS E&E	11.215	6302	1,491,492.00	1,450,781.61	---	40,710.39
CHILDREN'S STAFF TRNG	11.225	6307	1,161,650.00	1,126,800.00	---	34,850.00
TRANSITIONAL LIVING	11.250	6867	1,690,790.00	1,661,264.61	---	29,525.39
CHILD WELFARE ACCREDIT PS	11.220	6962	3,083,213.00	2,911,769.93	---	171,443.07
CHILD WELFARE ACCREDIT EE	11.220	6963	2,228,813.00	2,137,205.08	---	91,607.92

Division of Youth Services

JUVENILE COURT DIVERSION	11.300	0225	3,767,880.00	3,559,774.83	---	208,105.17
ADMIN SERVICES PS	11.290	1421	1,319,602.00	1,276,864.55	---	42,737.45
ADMIN SERVICES E&E	11.290	1422	131,363.00	127,421.00	---	3,942.00
YOUTH TREATMENT PRGM PS	11.295	1743	32,207,921.00	31,325,484.44	---	882,436.56
YOUTH TREATMENT PRGM E&E	11.295	1744	1,047,057.00	1,047,057.00	---	---
DYS MAINTENANCE & REPAIR (Fund 0124)	11.015	3410	78,794.00	78,794.00	---	---

Division of Medical Services

WOMEN & MINORITY OUTREACH	11.425	1389	546,125.00	514,783.48	---	31,341.52
HOSPITAL CARE	11.510	1432	36,326,369.00	35,199,607.00	---	1,126,762.00
INFORMATION SYSTEMS	11.440	1438	5,697,417.00	5,526,494.00	---	170,923.00
MANAGED CARE	11.495	1783	173,972,073.00	173,972,073.00	---	---
HOME HEALTH-PACE	11.485	1797	4,763,456.00	4,495,374.27	---	268,081.73
PHARMACY	11.450	2525	138,209,439.00	127,912,672.39	---	10,296,766.61
CHILDREN'S HLTH INS PRGM	11.535	2866	23,027,183.00	23,027,183.00	---	---
WHEELCHAIR BATTERIES&ACC	11.490	3054	2,153,835.00	2,153,835.00	---	---
FQHC GRANTS	16.030	4197	60,000,000.00	---	60,000,000.00	---
HEALTH CARE ACCESS	11.530	4511	699,444.00	695,254.03	---	4,189.97
FQHC DISTRIBUTION	11.520	4868	9,000,000.00	8,730,000.00	---	270,000.00
NON-EMERGENCY TRANSPORT	11.490	5928	11,069,594.00	10,339,682.94	---	729,911.06
DESE SERVICES	11.575	6225	69,954.00	69,954.00	---	---
MEDICAL SVS ADMIN PS	11.400	6376	3,208,813.00	3,104,035.76	---	104,777.24
MEDICAL SVS ADMIN E&E	11.400	6377	636,173.00	611,415.49	---	24,757.51
STATE MEDICAL	11.580	6382	25,486,493.00	25,486,493.00	---	---
NURSING FACILITIES	11.485	6472	127,882,900.00	127,882,900.00	---	---
PHARMACY PROGRAM MGMT	11.420	6764	2,301,123.00	2,232,089.00	---	69,034.00
PHARMACY-MED D-CLAWBACK	11.450	7238	184,800,000.00	174,536,233.27	---	10,263,766.73
PHYSICIANS	11.470	8196	151,525,007.00	150,961,564.34	---	563,442.66
DENTAL	11.475	8198	2,658,126.00	2,581,993.00	---	76,133.00
PREMIUM PAYMENTS	11.480	8200	55,403,185.00	51,109,185.07	---	4,293,999.93
REHAB & SPECIALTY SVS	11.490	8204	47,566,579.00	47,246,822.00	---	319,757.00
HOSPITAL CARE (Fund 0108)	11.510	0048	32,483,522.00	32,483,522.00	---	---
MEDICAID SUPP POOL (Fund 0108)	11.585	0237	1.00	---	---	1.00
NURSING FACILITIES (Fund 0108)	11.485	0779	58,516,478.00	50,391,132.05	---	8,125,345.95
MANAGED CARE (Fund 0142)	11.495	0198	109,065,009.00	97,739,258.63	---	11,325,750.37
MEDICAID SUPP POOL (Fund 0142)	11.585	0214	1.00	---	---	1.00
HOSPITAL CARE (Fund 0142)	11.510	0776	129,642,328.00	129,642,328.00	---	---
FED REIMB ALLOWANCE (Fund 0142)	11.525	0778	1.00	---	---	1.00
FRA FEDERAL (Fund 0142)	11.525	1605	792,136,350.00	792,136,326.61	---	23.39
HEALTH CARE ACCESS (Fund 0142)	11.530	2531	167,756.00	---	---	167,756.00
CHILDREN'S HLTH INS PRGM (Fund 0142)	11.535	2868	7,719,204.00	2,930,556.92	---	4,788,647.08
MEDICAID REVENUE UNIT PS (Fund 0142)	11.430	5050	86,736.00	58,585.82	---	28,150.18
MEDICAID REVENUE UNIT E&E (Fund 0142)	11.430	5051	8,114.00	---	---	8,114.00
MONITORING PROGRAM (Fund 0142)	11.510	6738	200,000.00	200,000.00	---	---
TRAUMA CENTERS (Fund 0142)	11.510	6742	23,469,400.00	23,469,391.00	---	9.00
PAGER PILOT (Fund 0142)	11.510	6744	215,000.00	181,454.00	---	33,546.00

**STATE OF MISSOURI
SUMMARY OF APPROPRIATION ACTIVITY
GENERAL FUND - GENERAL REVENUE FUNDS
FOR THE APPROPRIATION YEAR 2007**

	H.B. No.	Appr. No.	Appropriations	Expenditures and Transfers Out	Reappropriations to 2008	Lapse of Appropriations
PHARMACY (Fund 0144)	11.450	5586	23,498,486.00	9,330,089.78	---	14,168,396.22
HEALTH CARE ACCESS (Fund 0144)	11.530	5724	30,411.00	---	---	30,411.00
CHILDREN'S HLTH INS PRGM (Fund 0144)	11.535	5725	201,394.00	---	---	201,394.00
STATE MEDICAL (Fund 0144)	11.580	5726	535,223.00	535,223.00	---	---
MEDICAL SVS ADMIN PS (Fund 0144)	11.400	6884	23,660.00	21,477.37	---	2,182.63
MEDICAL SVS ADMIN EE (Fund 0144)	11.400	6885	375.00	---	---	375.00
MANAGED CARE (Fund 0160)	11.495	0803	47,918,434.00	12,499,119.49	---	35,419,314.51
CHILDREN'S HLTH INS PRGM (Fund 0160)	11.535	1036	1,071,200.00	974,063.99	---	97,136.01
NFRA FEDERAL (Fund 0196)	11.570	1606	216,999,999.00	193,919,399.15	---	23,080,599.85
NURSING FAC FED REIMB AL (Fund 0196)	11.570	1789	1.00	---	---	1.00
NURSING FACILITIES (Fund 0196)	11.485	5654	5,572,064.00	964,323.72	---	4,607,740.28
MEDICAID SUPP POOL (Fund 0196)	11.585	6645	181,500.00	---	---	181,500.00
<u>DEPARTMENT OF CORRECTIONS</u>						
M&R GR	18.010	0700	0.85	0.85	---	---
POPULATION GROWTH POOL PS	09.020	1053	3,152,524.00	2,710,939.71	---	441,584.29
CORRECTIONS LEASING	13.085	1112	6,469,634.00	6,469,633.98	---	0.02
VEHICLE REPLACEMENT	09.070	1357	1.00	---	---	1.00
COSTS IN CRIMINAL CASES	09.295	2257	40,060,616.00	40,060,615.83	---	0.17
CORRECTIONS STATE OWNED	13.085	2445	855,438.00	855,437.99	---	0.01
DOC FMDC SRV CONTRACTS	09.007	3256	15,709.00	12,211.23	---	3,497.77
FUEL AND UTILITIES	09.050	4280	26,858,285.00	26,856,080.40	---	2,204.60
POPULATION GRWTH POOL E&E	09.020	5173	2,224,479.00	1,289,407.54	---	935,071.46
TELECOMMUNICATIONS	09.025	5680	2,239,422.00	2,239,155.68	---	266.32
OVERTIME	09.075	7257	9,308,726.00	6,869,614.49	---	2,439,111.51
FUEL AND UTILITIES/BPB	09.055	8417	4,561,609.00	4,557,388.93	---	4,220.07
M&R FMRF (Fund 0124)	18.010	0698	15,462,581.94	7,839,105.85	7,623,476.00	0.09
OPERATIONAL M&R (Fund 0124)	09.045	3404	1,218,750.00	1,216,605.89	---	2,144.11
STATEWIDE M&R YR1 (Fund 0124)	15.060	6759	48,259.61	48,259.56	---	0.05
STATEWIDE M&R YR2 (Fund 0124)	15.065	6760	3,197,744.34	3,195,725.94	---	2,018.40
<u>Office of the Director</u>						
RESTITUTION PAYMENTS	09.027	3232	109,500.00	109,500.00	---	---
OD STAFF PS	09.005	4774	2,837,493.00	2,669,256.64	---	168,236.36
OD STAFF E&E	09.005	4775	122,643.00	115,970.38	---	6,672.62

Division of Human Services

DHS STAFF PS	09.030	1512	8,883,432.00	8,295,877.43	---	587,554.57
DHS STAFF E&E	09.030	1514	204,119.00	202,349.10	---	1,769.90
EMPLOYEE HEALTH & SAFETY	09.065	1658	432,000.00	431,596.14	---	403.86
GENERAL SERVICES E&E	09.035	2774	408,432.00	406,876.44	---	1,555.56
FOOD PURCHASES	09.040	4286	24,675,819.00	23,206,773.21	---	1,469,045.79
STAFF TRAINING	09.060	6024	1,566,720.00	1,564,089.30	---	2,630.70

Division of Offender Rehabilitative Services

MEDICAL SERVICES E&E	09.210	2778	102,279,361.00	98,327,871.98	---	3,951,489.02
MEDICAL EQUIPMENT E&E	09.215	2782	239,523.00	162,911.76	---	76,611.24
RE-ENTRY PILOT ST LOUIS	09.237	3454	1,000,000.00	25,867.33	---	974,132.67
DORS STAFF PS	09.205	6097	1,921,471.00	1,817,921.34	---	103,549.66
DORS STAFF E&E	09.205	6098	59,995.00	55,378.66	---	4,616.34
SUBSTANCE ABUSE SRV PS	09.220	7261	3,587,120.00	3,283,953.98	---	303,166.02
SUBSTANCE ABUSE SRV E&E	09.220	7262	2,658,198.00	2,400,158.93	---	258,039.07
TOXICOLOGY	09.225	7264	886,331.00	850,366.98	---	35,964.02
WORKFORCE READINESS E&E	09.230	7265	90,918.00	74,596.57	---	16,321.43
ACADEMIC ED PS	09.230	7266	8,975,588.00	8,366,748.57	---	608,839.43
ACADEMIC ED E&E	09.230	7267	2,587,147.00	2,286,556.39	---	300,590.61
ACADEMIC ED HOURLY PS	09.230	7268	37,394.00	20,374.44	---	17,019.56
RE-ENTRY E&E	09.235	7271	15,000.00	14,267.13	---	732.87
RE-ENTRY CONTRACT	09.235	7272	368,096.00	298,283.28	---	69,812.72

Division of Adult Institutions

EASTERN R&D CORR CTR PS	09.190	0673	18,841,731.00	18,434,027.65	---	407,703.35
NEW CCC PRISON DESIGN	19.110	0969	202,141.22	202,066.18	---	75.04
OFFICERS CLOTHING	09.070	1356	749,151.00	748,390.51	---	760.49
INMATE CLOTHING	09.070	1367	2,050,000.00	2,044,870.07	---	5,129.93
INSTITUT COMM PURCHASES	09.070	1368	1,475,206.00	1,472,729.21	---	2,476.79
SOUTH CENTRL CORR CTR PS	09.195	1973	11,917,588.00	11,449,851.52	---	467,736.48
WESTERN R&D CORR CTR PS	09.170	2312	15,044,710.00	14,268,801.10	---	775,908.90
MARYVILLE TREATMT CENTER	09.175	2639	5,525,993.00	5,229,810.75	---	296,182.25
PUBLIC SCHOOL RETIREMENT	09.015	2784	1.00	---	---	1.00
APPRAISALS AND SURVEYS	21.020	2879	1.00	---	1.00	---
SOUTH EAST CORR CTR PS	09.200	3078	11,644,042.00	11,004,586.74	---	639,455.26
CROSSROADS CORR CTR	09.180	3740	11,100,680.00	10,223,598.83	---	877,081.17
MISSOURI EASTERN CORR CTR	09.120	4069	9,363,209.00	8,744,834.02	---	618,374.98
NORTHEAST CORR CTR	09.185	4127	15,192,744.00	14,218,392.06	---	974,351.94
CHILLICOTHE CORR CTR	09.125	4276	5,494,417.00	5,172,834.19	---	321,582.81
JEFFERSON CITY CORR CTR	09.090	4290	15,566,596.00	15,474,213.96	---	92,382.04
CENTRAL MISSOURI CORR CTR	09.095	4292	1,180,211.00	585,045.67	---	595,165.33
WOMENS EASTERN R&D	09.100	4294	13,462,208.00	11,198,790.23	---	2,263,417.77
OZARK CORR CTR	09.105	4296	4,636,239.00	4,417,449.91	---	218,789.09
TIPTON CORR CTR	09.165	4298	9,394,310.00	9,235,140.98	---	159,169.02
MOBERLY CORR CTR	09.110	4300	11,994,647.00	11,616,463.59	---	378,183.41
ALGOA CORR CTR	09.115	4302	9,633,850.00	9,385,825.31	---	248,024.69

**STATE OF MISSOURI
SUMMARY OF APPROPRIATION ACTIVITY
GENERAL FUND - GENERAL REVENUE FUNDS
FOR THE APPROPRIATION YEAR 2007**

	H.B. No.	Appr. No.	Appropriations	Expenditures and Transfers Out	Reappropriations to 2008	Lapse of Appropriations
DAI STAFF PS	09.080	4783	1,414,573.00	1,340,278.26	---	74,294.74
DAI STAFF E&E	09.080	4786	178,464.00	172,058.43	---	6,405.57
ST LOUIS COMM RELEASE CTR	09.255	4795	4,037,840.00	3,822,063.46	---	215,776.54
KC COMM RELEASE CTR	09.260	4797	2,425,034.00	2,208,242.42	---	216,791.58
BOONVILLE CORR CTR	09.130	5260	9,068,503.00	8,472,676.25	---	595,826.75
WAGE & DISCHARGE COSTS	09.085	5514	3,968,244.00	3,629,437.53	---	338,806.47
FARMINGTON CORR CTR	09.135	6284	17,654,607.00	16,573,892.21	---	1,080,714.79
FARMINGTON CORR BPB PS	09.140	6788	1,169,563.00	1,088,502.86	---	81,060.14
FARMINGTON CORR BPB E&E	09.140	6789	175,547.00	174,923.76	---	623.24
FULTON RCP & DGN CORR CTR	09.155	7052	11,736,353.00	10,895,479.57	---	840,873.43
FULTON R&D CORR BPB PS	09.160	7508	639,988.00	536,601.48	---	103,386.52
FULTON R&D CORR BPB E&E	09.160	7528	48,533.00	48,130.65	---	402.35
WESTERN MO CORR CTR	09.145	8113	14,937,001.00	13,638,265.16	---	1,298,735.84
POTOSI CORR CTR	09.150	8115	10,709,219.00	9,965,478.76	---	743,740.24
INSTITUTIONAL E&E POOL	09.070	9860	14,865,675.00	14,846,248.38	---	19,426.62
<u>Division of Probation and Parole</u>						
DOC COMMAND CENTER E&E	09.270	1465	14,546.00	11,253.79	---	3,292.21
P&P STAFF PS	09.250	1738	57,570,928.00	56,487,339.85	---	1,083,588.15
P&P STAFF E&E	09.250	1742	4,880,165.00	4,590,428.34	---	289,736.66
DOC COMMAND CENTER PS	09.270	2646	505,487.00	482,261.85	---	23,225.15
COM SUPERVISION CNT PS	09.290	7319	1,973,976.00	1,278,248.15	---	695,727.85
COM SUPERVISION CNT E&E	09.290	7320	1,517,842.00	536,713.94	---	981,128.06
Subtotals			<u>7,338,438,694.59</u>	<u>6,923,729,289.20</u>	<u>117,681,448.00</u>	<u>297,027,957.39</u>
Appropriated Transfers Out To:						
Fourth State Building Bond and Interest - Series A 2002 Fund (0202)	01.015	T001	14,820,332.00	14,544,342.70	---	275,989.30
Fourth State Building Bond and Interest - Series A 2005 Fund (0206)	01.015	T001	2,266,500.00	2,124,807.17	---	141,692.83
Water Pollution Control Bond and Interest - Series B 2002 Fund (0200)	01.025	T002	17,480,926.31	17,480,925.69	---	0.62
Water Pollution Control Bond and Interest- Series A 2003 Fund (0203)	01.025	T002	641,283.28	641,283.28	---	---
Water Pollution Control Bond and Interest - Series A 2005 Fund (0218)	01.025	T002	4,540,596.12	4,540,596.12	---	---
Water Pollution Control Bond and Interest - Series A 2002 Fund (0231)	01.025	T002	970,932.15	970,932.15	---	---

Water Pollution Control Bond and Interest - Series A 2001 Fund (0244)	01.025	T002	1,361,582.14	1,361,582.14	---	---
Stormwater Control Bond and Interest - Series A 2005 Fund (0219)	01.035	T003	858,750.00	816,522.42	---	42,227.58
Stormwater Control Bond and Interest - Series A 2002 Fund (0239)	01.035	T003	1,004,594.00	973,546.52	---	31,047.48
Stormwater Control Bond and Interest - Series A 2001 Fund (0245)	01.035	T003	716,183.00	693,755.03	---	22,427.97
Third State Building Bond Interest and Sinking - Series A 2002 Fund (0201)	01.045	T004	34,672,300.00	33,608,267.50	---	1,064,032.50
Third State Building Bond Interest and Sinking - Series A 2003 Fund (0204)	01.045	T004	16,324,563.00	15,815,403.60	---	509,159.40
State School Moneys Fund (0616)	02.295	T005	2,033,218,993.00	2,033,218,993.00	---	---
Outstanding Schools Trust Fund (0287)	02.310	T008	532,400,000.00	532,400,000.00	---	---
Academic Scholarship Fund (0840)	03.030	T010	16,359,000.00	16,359,000.00	---	---
Student Grant Fund (0839)	03.040	T011	33,774,521.00	33,774,521.00	---	---
Missouri College Guarantee Fund (0858)	03.050	T015	1,195,582.00	1,195,582.00	---	---
Marguerite Ross Barnett Scholarship Fund (0131)	03.070	T017	425,000.00	425,000.00	---	---
Facilities Maintenance Reserve Fund (0124)	18.075	T106	64,908,706.00	64,908,706.00	---	---
State Elections Subsidy Fund (0686)	12.075	T107	4,284,000.00	4,284,000.00	---	---
Election Admin Improvement Fund (0157)	12.085	T114	3,960,068.00	3,960,068.00	---	---
Medicaid Managed Care Organization Reimbursement Allowance Fund (0160)	11.500	T177	21,400,000.00	19,669,988.00	---	1,730,012.00
General Revenue Fund (0101)	11.505	T179	21,400,000.00	19,669,988.00	---	1,730,012.00
State Legal Expense Fund (0692)	05.140	T204	9,750,000.00	9,693,732.56	---	56,267.44
Debt Offset Escrow Fund (0753)	04.100	T270	12,292,385.00	12,229,127.10	---	63,257.90
Missouri Military Family Relief Fund (0719)	04.125	T278	68,500.00	51,399.35	---	17,100.65
Childhood Lead Testing Fund (0899)	04.125	T279	27,500.00	17,339.10	---	10,160.90
General Revenue Fund (0101)	14.060	T280	1,151,837.00	1,151,837.00	---	---
General Revenue Fund (0101)	05.540	T285	109,242.00	6,993.72	---	102,248.28
Social Security Contributions Fund (0702)	05.450	T291	76,731,530.00	76,626,242.62	---	105,287.38
Social Security Contributions Fund (0702)	05.450	T293	848,661.00	671,041.14	---	177,619.86
State Retirement Contributions Fund (0701)	05.465	T295	162,348,595.00	156,221,545.83	---	6,127,049.17
State Retirement Contributions Fund (0701)	05.465	T297	1,532,701.00	1,242,659.12	---	290,041.88
Missouri State Employees' Deferred Compensation Incentive Plan Administration Fund (0706)	05.480	T298	5,620,515.00	5,497,063.27	---	123,451.73
Missouri State Employees' Deferred Compensation Incentive Plan Administration Fund (0706)	05.480	T300	76,014.00	64,024.03	---	11,989.97
Missouri Consolidated Health Care Plan Benefit Fund (0765)	05.505	T302	242,722,876.00	242,333,333.55	---	389,542.45
Missouri Consolidated Health Care Plan Benefit Fund (0765)	05.505	T304	2,683,704.00	2,168,414.59	---	515,289.41
Missouri Water Development Fund (0174)	05.352	T305	550,000.00	484,083.00	---	65,917.00
General Revenue Fund (0101)	05.330	T309	1,819.00	1,819.00	---	---

STATE OF MISSOURI
SUMMARY OF APPROPRIATION ACTIVITY
GENERAL FUND - GENERAL REVENUE FUNDS
FOR THE APPROPRIATION YEAR 2007

	H.B. No.	Appr. No.	Appropriations	Expenditures and Transfers Out	Reappropriations to 2008	Lapse of Appropriations
Missouri Supplemental Tax Increment Financing Fund (0848)	07.080	T352	3,932,002.00	2,615,697.06	---	1,316,304.94
Missouri Technology Investment Fund (0172)	07.025	T354	3,305,036.00	3,205,885.00	---	99,151.00
Missouri Job Development Fund (0600)	07.035	T355	7,583,939.00	7,356,421.00	---	227,518.00
Missouri Main Street Program Fund (0596)	07.066	T356	40,000.00	38,800.00	---	1,200.00
Missouri Arts Council Trust Fund (0262)	07.115	T357	3,300,000.00	3,201,000.00	---	99,000.00
Missouri Humanities Council Trust Fund (0177)	07.120	T358	550,000.00	533,500.00	---	16,500.00
Division of Tourism Supplemental Revenue Fund (0274)	07.160	T359	17,767,811.00	17,767,811.00	---	---
Federal Reimbursement Allowance Fund (0142)	11.545	T412	425,896,700.00	425,896,686.00	---	14.00
General Revenue Fund (0101)	11.550	T413	425,896,700.00	425,896,686.00	---	14.00
Nursing Facility Federal Reimbursement Allowance Fund (0196)	11.555	T414	120,000,000.00	119,291,999.00	---	708,001.00
General Revenue Fund (0101)	11.560	T415	120,000,000.00	119,291,999.00	---	708,001.00
Nursing Facility Quality of Care Fund (0271)	11.565	T416	1,500,000.00	1,500,000.00	---	---
Library Networking Fund (0822)	12.135	T417	650,000.00	650,000.00	---	---
Abandoned Fund Account Fund (0863)	12.160	T418	5,845,001.00	5,844,165.36	---	835.64
Missouri Investment Trust Fund (9998)	12.175	T419	1,000,000.00	---	---	1,000,000.00
Attorney General's Court Costs Fund (0603)	12.225	T423	165,600.00	165,600.00	---	---
Attorney General's Antitrust Fund (0666)	12.230	T424	69,000.00	69,000.00	---	---
Missouri Public Broadcasting Corporation Special Fund (0887)	07.125	T431	550,000.00	533,500.00	---	16,500.00
Missouri Qualified Fuel Ethanol Producer Fund (0777)	06.010	T443	5,250,000.00	4,250,802.18	---	999,197.82
Hazardous Waste Fund (0676)	06.255	T453	648,575.00	648,575.00	---	---
State School Moneys Fund (0616)	02.300	T454	97,168,230.00	97,168,230.00	---	---
General Revenue Fund (0101)	14.195	T457	121,203.00	121,203.00	---	---
Historic Preservation Revolving Fund (0430)	06.365	T464	550,000.00	533,500.00	---	16,500.00
Labor and Industrial Relations Administrative Fund (0122)	07.805	T470	612,405.00	612,405.00	---	---
General Revenue Fund (0101)	15.005	T482	6,317,148.00	6,317,148.00	---	---
Budget Reserve (0100)	05.285	T486	1.00	---	---	1.00
Healthcare Technology Fund (0170)	11.410	T504	25,000,000.00	25,000,000.00	---	---
Budget Reserve (0100)	05.290	T506	1.00	---	---	1.00
MoSMART Fund (0761)	08.069	T508	250,000.00	242,500.00	---	7,500.00
Judiciary Education and Training Fund (0847)	12.320	T524	1,395,363.00	1,395,363.00	---	---
Elderly Home-Delivered Meals Trust Fund (0296)	04.125	T526	87,910.00	81,832.18	---	6,077.82
Veterans Trust Fund (0579)	04.125	T527	85,683.00	72,353.38	---	13,329.62
Children's Trust Fund (0694)	04.125	T528	162,460.00	136,516.53	---	25,943.47

National Guard Trust Fund (0900)	04.125	T529	36,173.00	35,866.62	---	306.38
Circuit Courts Escrow Fund (0718)	04.102	T537	1,005,501.00	827,655.16	---	177,845.84
General Revenue Fund (0101)	05.280	T538	324,999,999.00	---	---	324,999,999.00
Budget Reserve (0100)	05.285	T539	324,999,999.00	---	---	324,999,999.00
Health Fund (0143)	05.300	T540	90,902.65	90,901.68	---	0.97
Secretary of State's Technology Trust Fund						
Account Fund (0266)	05.300	T540	38,628.42	38,628.00	---	0.42
State Road Fund (0320)	05.300	T540	12,927.27	12,927.13	---	0.14
Conservation Commission Fund (0609)	05.300	T540	15,354.05	15,353.88	---	0.17
Department Fund (0644)	05.300	T540	7,728.61	7,728.53	---	0.08
General Revenue Fund (0101)	12.185	T548	1.00	---	---	1.00
Budget Reserve (0100)	05.290	T550	2,999,999.00	---	---	2,999,999.00
Facilities Maintenance Reserve Fund (0124)	05.275	T554	3,519,322.00	3,519,322.00	---	---
Mental Health Intergovernmental Transfer Fund (0147)	05.280	T566	74,268,939.32	6,735,525.00	---	67,533,414.32
National Endowment for the Humanities						
Save America's Treasures Fund (0151)	05.280	T566	69,473.59	6,300.63	---	63,172.96
Public Safety Fund (0152)	05.280	T566	661,587.09	60,000.00	---	601,587.09
Missouri Qualified Fuel Ethanol Producer Fund (0571)	06.010	T569	13,312,991.00	13,312,990.58	---	0.42
Budget Reserve (0100)	05.295	T571	20,222,946.00	20,222,945.00	---	1.00
General Revenue Fund (0101)	05.295	T572	1.00	---	---	1.00
Pharmacy Reimbursement Allowance Fund (0144)	11.460	T634	30,000,000.00	13,129,433.00	---	16,870,567.00
General Revenue Fund (0101)	11.465	T635	30,000,000.00	13,129,433.00	---	16,870,567.00
General Revenue Fund (0101)	05.330	T649	1,383,797.00	1,383,797.00	---	---
General Revenue Fund (0101)	05.330	T658	168,652.00	168,652.00	---	---
General Revenue Fund (0101)	05.330	T659	29,928.00	29,928.00	---	---
General Revenue Fund (0101)	05.330	T660	4,647.00	---	---	4,647.00
General Revenue Fund (0101)	05.330	T661	98,459.00	98,459.00	---	---
General Revenue Fund (0101)	05.330	T662	245.00	245.00	---	---
General Revenue Fund (0101)	05.330	T663	76.00	76.00	---	---
General Revenue Fund (0101)	05.330	T761	1,378.00	1,378.00	---	---
General Revenue Fund (0101)	05.330	T795	3,482.00	3,482.00	---	---
General Revenue Fund (0101)	05.330	T811	2,091.00	2,091.00	---	---
General Revenue Fund (0101)	05.330	T815	86,205.00	86,205.00	---	---
Drug Court Resources Fund (0733)	12.355	T884	5,225,500.00	5,225,500.00	---	---
General Revenue Fund (0101)	04.125	T886	5,500.00	1,481.00	---	4,019.00
State Property Preservation Fund (0128)	05.125	T945	1.00	---	---	1.00
Single-Purpose Animal Facilities Loan Guarantee Fund (0409)	06.050	T959	178.00	177.41	---	0.59
Agricultural Product Utilization and Business						
Development Loan Guarantee Fund (0411)	06.060	T960	1.00	---	---	1.00
Workers Memorial Fund (0895)	04.125	T976	8,543.00	8,264.11	---	278.89
Amer Cancer Society, Heartland Division						
Inc. Fund (0700)	04.125	T990	9,000.00	8,465.94	---	534.06
Als Lou Gehrig's Disease Fund (0703)	04.125	T991	7,700.00	3,940.92	---	3,759.08

**STATE OF MISSOURI
SUMMARY OF APPROPRIATION ACTIVITY
GENERAL FUND - GENERAL REVENUE FUNDS
FOR THE APPROPRIATION YEAR 2007**

	H.B. No.	Appr. No.	Appropriations	Expenditures and Transfers Out	Reappropriations to 2008	Lapse of Appropriations
American Lung Association of Missouri Fund (0704)	04.125	T992	4,000.00	1,480.00	---	2,520.00
Muscular Dystrophy Association Fund (0707)	04.125	T993	1,900.00	1,404.51	---	495.49
Arthritis Foundation Fund (0708)	04.125	T994	4,000.00	1,236.69	---	2,763.31
National Multiple Sclerosis Society Fund (0709)	04.125	T995	4,200.00	3,728.58	---	471.42
American Diabetes Association Gateway Area Fund (0713)	04.125	T996	13,900.00	5,417.34	---	8,482.66
American Heart Association Fund (0714)	04.125	T997	13,000.00	4,308.22	---	8,691.78
March of Dimes Fund (0716)	04.125	T998	12,400.00	3,497.83	---	8,902.17
Subtotals			<u>5,454,552,315.00</u>	<u>4,680,525,868.75</u>	<u>---</u>	<u>774,026,446.25</u>
Totals			<u>\$ 12,792,991,009.59</u>	<u>\$ 11,604,255,157.95</u>	<u>\$ 117,681,448.00</u>	<u>\$ 1,071,054,403.64</u>

**STATE OF MISSOURI
SUMMARY OF APPROPRIATION ACTIVITY
GENERAL FUND - FEDERAL FUNDS
FOR THE APPROPRIATION YEAR 2007**

	H.B. No.	Appr. No.	Appropriations	Expenditures and Transfers Out	Reappropriations to 2008	Lapse of Appropriations
<u>JUDICIARY</u>						
Judiciary Fund (0137)						
JUDICIARY LEASING	13.140	6084	\$ 40,288.00	\$ 36,847.96	\$ ---	\$ 3,440.04
<u>Judicial Proceedings and Review</u>						
Judiciary Fund (0137)						
JUD PROCEED & REVIEW PS	12.300	6755	457,184.00	154,747.72	---	302,436.28
<u>Office of State Court Administrator</u>						
Judiciary Fund (0137)						
COURT IMPROVE PROJ E&E	12.310	0734	5,285,917.00	3,010,281.50	---	2,275,635.50
JUDICIAL TRNG & ED E&E	12.325	6915	225,000.00	23,582.14	---	201,417.86
COURT IMPROVE PROJ PS	12.310	8378	2,045,345.00	1,217,294.84	---	828,050.16
<u>Circuit Courts</u>						
Third Party Liability Collections Fund (0120)						
CIRCUIT PERSONNEL PS	12.345	3754	238,028.00	161,265.00	---	76,763.00
CIRCUIT PERSONNEL E&E	12.345	3805	128,039.00	99,991.61	---	28,047.39
Judiciary Fund (0137)						
CIRCUIT PERSONNEL PS	12.345	0950	1,378,391.00	992,670.69	---	385,720.31
CIRCUIT PERSONNEL E&E	12.345	2003	308,805.00	304,635.49	---	4,169.51
<u>Public Defender</u>						
Office of the State Public Defender Fund (0112)						
GRANTS	12.400	4006	125,000.00	---	---	125,000.00
<u>EXECUTIVE</u>						
<u>Secretary of State</u>						
Secretary of State - Federal and Other Fund (0166)						
GRANTS AND PROJECTS	12.035	2522	200,000.00	---	---	200,000.00
Secretary of State Fund (0195)						
SEC OF STATE STATE OWNED	13.120	2791	66,535.00	65,482.92	---	1,052.08

Elections

Election Admin Improvement Fund (0157)							
ELECTION ADMIN IMPRVM PS	12.070	3561	190,000.00	187,897.76	---	2,102.24	
ELECTION ADMIN IMPRVM E&E	12.070	3562	6,316,229.00	1,178,657.92	---	5,137,571.08	
FED ELECTION REFORM	12.070	6684	25,012,756.00	18,854,018.28	---	6,158,737.72	
STATE MATCH	12.070	7013	885,000.00	644,638.82	---	240,361.18	
Election Improv Revolving Loan Fund (0158)							
FED ELECTION REFORM	12.070	6810	396,185.00	---	---	396,185.00	

Record Services

Secretary of State Records Fund (0150)						
REGRANT PROGRAM	12.090	6896	15,000.00	---	---	15,000.00
National Endowment for the Humanities Save America's Treasures Fund (0151)						
DOC PRESERVATION PS	12.095	2488	228,060.00	86,877.41	---	141,182.59

Library Services

Secretary of State Fund (0195)						
SEC OF STATE PS	12.030	4193	551,712.00	407,145.38	---	144,566.62
SEC OF STATE E&E	12.030	4194	227,574.00	138,952.04	---	88,621.96
FED AID PUBLIC LIBRARY	12.125	4199	4,567,000.00	2,750,833.08	---	1,816,166.92

State Auditor

State Auditor Fund (0115)						
STATE AUDITOR PS	12.140	4508	454,587.00	247,002.50	---	207,584.50
STATE AUDITOR E&E	12.140	4509	30,123.00	15,364.75	---	14,758.25

Attorney General

Attorney General Fund (0136)						
ATTORNEY GENERAL ST OWNED	13.130	2673	87,298.00	87,298.00	---	---
DOMESTIC VIOLENCE	12.200	2885	100,000.00	---	---	100,000.00
ATTORNEY GENERAL	13.130	3186	45,595.00	45,477.24	---	117.76
MEDICAID FRAUD UNIT PS	12.205	4025	786,291.00	667,546.42	---	118,744.58
MEDICAID FRAUD UNIT E&E	12.205	4026	776,170.00	36,284.87	---	739,885.13
ATTORNEY GENERAL PS	12.195	4057	1,597,764.00	1,285,162.00	---	312,602.00
ATTORNEY GENERAL E&E	12.195	4058	526,011.00	508,720.02	---	17,290.98

Missouri Office Prosecution Services

Attorney General Fund (0136)						
OFFICE OF PROS SVS PS	12.210	2019	131,921.00	77,825.19	---	54,095.81
OFFICE OF PROS SVS E&E	12.210	2318	930,900.00	98,080.15	---	832,819.85

OFFICE OF ADMINISTRATION

Office of Administration Fund (0135)						
M&R D&C DISASTER RECOVERY	18.020	0710	43,020.00	17,485.68	---	25,534.32

**STATE OF MISSOURI
SUMMARY OF APPROPRIATION ACTIVITY
GENERAL FUND - FEDERAL FUNDS
FOR THE APPROPRIATION YEAR 2007**

	H.B. No.	Appr. No.	Appropriations	Expenditures and Transfers Out	Reappropriations to 2008	Lapse of Appropriations
<u>Commissioner's Office</u>						
Office of Administration Fund (0135)						
INTERGOVT COOPERATION	05.365	5926	250,000.00	---	---	250,000.00
<u>Division of Accounting</u>						
Vocational Rehabilitation Fund (0104)						
UNEMPLOYMENT BENEFITS	05.495	5979	20,275.00	17,952.25	---	2,322.75
TEACHER RETIREMENT CONTR	05.475	9852	520,000.00	198,664.30	---	321,335.70
Elementary and Secondary Education Fund (0105)						
UNEMPLOYMENT BENEFITS	05.495	5980	11,815.00	10,188.24	---	1,626.76
TEACHER RETIREMENT CONTR	05.475	9857	540,000.00	131,873.26	---	408,126.74
State Auditor Fund (0115)						
UNEMPLOYMENT BENEFITS	05.495	6333	481.00	---	---	481.00
Labor and Industrial Relations - Commission on Human Rights Fund (0117)						
UNEMPLOYMENT BENEFITS	05.495	2306	4,000.00	844.00	---	3,156.00
Third Party Liability Collections Fund (0120)						
UNEMPLOYMENT BENEFITS	05.495	7077	4,943.00	---	---	4,943.00
Labor and Industrial Relations Administrative Fund (0122)						
UNEMPLOYMENT BENEFITS	05.495	6145	13,999.00	3,969.00	---	10,030.00
Corrections Fund (0130)						
UNEMPLOYMENT BENEFITS	05.495	6796	1,342.00	---	---	1,342.00
Office of Administration Fund (0135)						
FLOOD CONTROL	05.345	0132	1,153,291.00	1,153,290.21	---	0.79
NATIONAL FOREST	05.350	0133	5,045,148.00	5,045,147.98	---	0.02
Attorney General Fund (0136)						
UNEMPLOYMENT BENEFITS	05.495	5981	5,097.00	637.48	---	4,459.52
Judiciary Fund (0137)						
UNEMPLOYMENT BENEFITS	05.495	5982	1,376.00	896.55	---	479.45
Natural Resources Fund (0140)						
UNEMPLOYMENT BENEFITS	05.495	6336	4,288.00	2,255.38	---	2,032.62
Health Fund (0143)						
UNEMPLOYMENT BENEFITS	05.495	5983	71,557.00	35,554.75	---	36,002.25
Mental Health Fund (0148)						
UNEMPLOYMENT BENEFITS	05.495	5984	38,028.00	31,549.38	---	6,478.62
Public Safety Fund (0152)						
UNEMPLOYMENT BENEFITS	05.495	5985	8,768.00	7,915.77	---	852.23

Job Development and Training Fund (0155)							
UNEMPLOYMENT BENEFITS	05.495	5986	47,560.00	6,672.02	---	---	40,887.98
OA Information Technology Fund (0165)							
UNEMPLOYMENT BENEFITS	05.495	4264	17,086.00	3,085.11	---	---	14,000.89
Division of Labor Standards Fund (0186)							
UNEMPLOYMENT BENEFITS	05.495	6669	340.00	---	---	---	340.00
Adjutant General Fund (0190)							
UNEMPLOYMENT BENEFITS	05.495	5987	56,667.00	21,521.50	---	---	35,145.50
Secretary of State Fund (0195)							
UNEMPLOYMENT BENEFITS	05.495	7428	6,250.00	---	---	---	6,250.00
Temporary Assistance for Needy Families Fund (0199)							
UNEMPLOYMENT BENEFITS	05.495	5988	1,982.00	---	---	---	1,982.00
Social Services and Other Sources Fund (0610)							
UNEMPLOYMENT BENEFITS	05.495	3176	182,009.00	115,338.28	---	---	66,670.72
TEACHER RETIREMENT CONTR	05.475	5172	10,000.00	1,806.93	---	---	8,193.07
Unemployment Compensation Administration Fund (0948)							
UNEMPLOYMENT BENEFITS	05.495	2242	30,366.00	22,744.69	---	---	7,621.31
<u>Division of Budget and Planning</u>							
Office of Administration Fund (0135)							
SPECIALIZED RESEARCH	05.020	3185	50,000.00	---	---	---	50,000.00
<u>Information Technology Services Division</u>							
Office of Administration Fund (0135)							
OA IT CONSOLIDATION E&E	05.030	0640	4,382.00	---	---	---	4,382.00
INFO TECH SRV DIV PS	05.030	7494	92,618.00	---	---	---	92,618.00
INFO TECH SRV DIV E&E	05.030	7495	3,856,331.00	---	---	---	3,856,331.00
STATE SECURITY OFCR PS	05.030	7499	75,281.00	---	---	---	75,281.00
STATE SECURITY OFCR E&E	05.030	7501	13,500.00	---	---	---	13,500.00
JUSTICE INTEGRATION E&E	05.030	7504	987,598.00	---	---	---	987,598.00
OA Information Technology Fund (0165)							
FED IT CONSOLIDATION PS	05.035	1283	15,939,833.00	14,062,316.86	---	---	1,877,516.14
FED IT CONSOLIDATION E&E	05.035	1285	51,378,470.00	40,064,318.00	---	---	11,314,152.00
<u>Division of Facilities Management,</u>							
<u>Design and Construction</u>							
Office of Administration Fund (0135)							
CONTINGENCY SHORTFALLS	13.145	3138	18,752.00	---	---	---	18,752.00
Attorney General Fund (0136)							
CONTINGENCY SHORTFALLS	13.145	0021	3,500.00	2,617.76	---	---	882.24
Natural Resources Fund (0140)							
DNR RELOCATE GRN BLDG	15.105	0970	64,989.70	---	---	---	64,989.70
CONTINGENCY SHORTFALLS	13.145	1353	7,000.00	2,853.09	---	---	4,146.91
State Emergency Management Fund (0145)							
CONTINGENCY SHORTFALLS	13.145	1943	500.00	31.44	---	---	468.56

**STATE OF MISSOURI
SUMMARY OF APPROPRIATION ACTIVITY
GENERAL FUND - FEDERAL FUNDS
FOR THE APPROPRIATION YEAR 2007**

	<u>H.B. No.</u>	<u>Appr. No.</u>	<u>Appropriations</u>	<u>Expenditures and Transfers Out</u>	<u>Reappropriations to 2008</u>	<u>Lapse of Appropriations</u>
Unemployment Compensation Administration Fund (0948)						
ST LOUIS BUILDING	21.026	3216	625,800.00	---	---	625,800.00
ST LOUIS BLDG REED ACT	21.026	3443	638,200.00	---	---	638,200.00
<u>Office of Child Advocate</u>						
Office of Administration Fund (0135)						
OFFICE CHILD ADVOCATE PS	05.155	6323	67,032.00	64,063.56	---	2,968.44
OFFICE CHILD ADVOCATE E&E	05.155	6324	66,883.00	9,378.31	---	57,504.69
<u>DEPARTMENT OF AGRICULTURE</u>						
Agriculture Fund (0133)						
REPLACEMENT VEHICLES	06.025	0540	78,250.00	75,332.00	---	2,918.00
AGRICULTURE STATE OWNED	13.040	2533	15,674.00	15,673.57	---	0.43
<u>Office of Director</u>						
Agriculture Fund (0133)						
DIRECTOR'S OFFICE PS	06.005	0530	205,473.00	63,859.70	---	141,613.30
DIRECTOR'S OFFICE E&E	06.005	0531	3,895,227.00	2,801,584.50	---	1,093,642.50
<u>Division of Animal Health</u>						
Agriculture Fund (0133)						
ANIMAL HEALTH ADMIN PS	06.075	0245	649,083.00	471,466.39	---	177,616.61
ANIMAL HEALTH ADMIN E&E	06.075	8829	2,648,083.00	699,442.17	---	1,948,640.83
<u>Division of Grain Inspection and Warehousing</u>						
Agriculture Fund (0133)						
GRAIN REGULATORY SVS PS	06.090	6119	41,858.00	14,528.50	---	27,329.50
GRAIN REGULATORY SVS E&E	06.090	6120	41,189.00	6,057.56	---	35,131.44
<u>Division of Plant Industries</u>						
Agriculture Fund (0133)						
PLANT INDUSTRIES PRGM PS	06.100	0255	380,332.00	268,189.61	---	112,142.39
PLANT INDUSTRIES PRGM E&E	06.100	0259	513,208.00	389,118.29	---	124,089.71
GYPSY MOTH CNTRL PRGM	06.105	1825	33,000.00	---	---	33,000.00
GYPSY MOTH CNTRL PRGM PS	06.105	3559	27,000.00	21,402.35	---	5,597.65
GYPSY MOTH CNTRL PRGM E&E	06.105	3560	40,000.00	32,166.64	---	7,833.36

Division of Weights and Measures

Agriculture Fund (0133)							
WEIGHTS & MEASURES E&E	06.115	2572	50,000.00	---	---	---	50,000.00
WEIGHTS & MEASURES PS	06.115	6662	67,766.00	---	---	---	67,766.00

Agric Business Development Division

Agriculture Fund (0133)							
AG&SMALL BUS DEV AUTH	06.045	3407	250,000.00	---	---	---	250,000.00
AGRI BUSINESS DEV PS	06.030	5279	82,326.00	8,131.54	---	---	74,194.46
AGRI BUSINESS DEV E&E	06.030	5280	298,808.00	90,185.68	---	---	208,622.32

**DEPARTMENT OF INSURANCE,
FINANCIAL INSTITUTIONS AND
PROFESSIONAL REGISTRATION**

MDI Fund (0192)							
HEALTH INSUR COUNSELING	07.715	0794	600,000.00	600,000.00	---	---	---

DEPARTMENT OF ECONOMIC DEVELOPMENT

Job Development and Training Fund (0155)							
DED LEASING	13.050	1980	1,754,950.00	1,754,949.99	---	---	0.01
DED STATE OWNED	13.050	2561	1,062,586.00	1,028,074.92	---	---	34,511.08

Administrative Services

Economic Development - Community Development Block Grant (Administration) Fund (0123)							
ADMINISTRATIVE SVS PS	07.005	1018	43,576.00	21,154.93	---	---	22,421.07
ADMINISTRATIVE SVS E&E	07.005	2275	4,999.00	436.01	---	---	4,562.99
Economic Development Fund (0129)							
ADMINISTRATIVE SVS E&E	07.005	2276	4,117.00	4,117.00	---	---	---
Job Development and Training Fund (0155)							
ADMINISTRATIVE SVS PS	07.005	1019	2,705,947.00	1,906,516.36	---	---	799,430.64
ADMINISTRATIVE SVS E&E	07.005	2172	661,543.00	364,411.08	---	---	297,131.92

Economic Development Agencies

Economic Development - Community Development Block Grant (Pass-through) Fund (0118)							
COMTY DEV BLOCK GRANT	07.060	2427	28,000,000.00	26,947,415.27	---	---	1,052,584.73
Economic Development - Community Development Block Grant (Administration) Fund (0123)							
MARKETING PS	07.015	2378	90,036.00	57,454.20	---	---	32,581.80
MARKETING E&E	07.015	2380	52,229.00	13,694.47	---	---	38,534.53

**STATE OF MISSOURI
SUMMARY OF APPROPRIATION ACTIVITY
GENERAL FUND - FEDERAL FUNDS
FOR THE APPROPRIATION YEAR 2007**

	H.B. No.	Appr. No.	Appropriations	Expenditures and Transfers Out	Reappropriations to 2008	Lapse of Appropriations
SALES PS	07.015	2399	58,276.00	29,675.96	---	28,600.04
SALES E&E	07.015	2400	33,484.00	33,212.61	---	271.39
FINANCE PS	07.015	2412	213,981.00	192,754.00	---	21,227.00
FINANCE E&E	07.015	2413	127,170.00	26,818.66	---	100,351.34
COMPLIANCE PS	07.015	2424	302,761.00	282,600.99	---	20,160.01
COMPLIANCE E&E	07.015	2425	194,995.00	86,441.68	---	108,553.32
Economic Development - Missouri Council on the Arts Fund (0138)						
MO ARTS COUNCIL E&E	07.110	2188	694,699.00	307,823.56	---	386,875.44
MO ARTS COUNCIL PS	07.110	4357	276,357.00	210,615.01	---	65,741.99
Economic Development - Management Information Systems Fund (0141)						
MO MANF EXT PARTNERSHIP	07.020	3624	2,200,000.00	---	---	2,200,000.00
Job Development and Training Fund (0155)						
WORKFORCE DEVELOPMENT PS	07.130	0584	20,169,096.00	15,624,073.64	---	4,545,022.36
JOB TRAINING	07.140	0585	89,695,988.00	77,620,381.81	---	12,075,606.19
TAA & JTPA PROGRAMS	07.140	0594	7,000,000.00	4,657,706.98	---	2,342,293.02
WORKFORCE DEVELOPMENT E&E	07.130	2190	3,150,197.00	3,146,163.83	---	4,033.17
MARKETING PS	07.015	2429	45,507.00	---	---	45,507.00
WOMEN'S COUNCIL ADMIN PS	07.145	7040	52,000.00	51,916.75	---	83.25
WOMEN'S COUNCIL ADMIN E&E	07.145	7041	16,502.00	16,502.00	---	---
Community Service Commission Fund (0197)						
MO COMMUNITY SVS COMM	07.105	2184	2,793,562.00	2,524,372.80	---	269,189.20
MO COMMUNITY SVS COMM PS	07.105	3642	177,362.00	149,782.73	---	27,579.27
<u>DEPARTMENT OF ELEMENTARY AND SECONDARY EDUCATION</u>						
Vocational Rehabilitation Fund (0104)						
DESE LEASING	13.005	1035	2,279,487.00	2,099,178.87	---	180,308.13
DESE STATE OWNED	13.005	2786	880,387.00	784,926.99	---	95,460.01
Elementary and Secondary Education Fund (0105)						
DESE STATE OWNED	13.005	2581	263,130.00	263,118.76	---	11.24
FED GRANTS & DONATIONS	02.040	4206	15,000,000.00	1,747,905.33	---	13,252,094.67
Assistive Technology Fund (0188)						
DESE LEASING	13.005	2486	19,175.00	18,910.09	---	264.91

AdministrationElementary and Secondary Education
Fund (0105)

SCHOOL FOOD SERVICES	02.025	0496	191,825,650.00	176,686,526.96	---	15,139,123.04
DIV OF GENERAL ADMIN PS	02.005	0538	936,884.00	751,374.73	---	185,509.27
DIV OF GENERAL ADMIN E&E	02.005	2296	698,699.00	474,282.17	---	224,416.83

Division of School ImprovementElementary and Secondary Education
Fund (0105)

CHARTER SCHOOLS	02.120	0047	2,432,000.00	---	---	2,432,000.00
TITLE I IASA	02.055	0500	190,000,000.00	189,615,012.19	---	384,987.81
EARLY CHILDHOOD PROGRAM	02.080	0947	824,000.00	329,600.00	---	494,400.00
COMPREHENSIVE SCHOOL REF	02.130	1805	4,000,000.00	3,279,969.00	---	720,031.00
TECHNOLOGY	02.050	2800	5,600,000.00	3,667,740.00	---	1,932,260.00
FEDERAL REFUGEES	02.145	3033	800,000.00	296,033.00	---	503,967.00
TITLE V IASA	02.065	4600	3,500,000.00	3,241,931.95	---	258,068.05
SCHOOL IMPROVEMENT PS	02.045	4958	2,769,133.00	2,589,165.00	---	179,968.00
SCHOOL IMPROVEMENT E&E	02.045	4959	4,589,867.00	4,569,546.06	---	20,320.94
TITLE I READING FIRST	02.060	5631	29,908,815.00	18,476,455.85	---	11,432,359.15
PERFORM BASED ASSESSMENT	02.095	5632	7,184,722.00	7,184,720.52	---	1.48
RURAL/LOW INC SCHL GRANTS	02.135	5875	3,600,000.00	2,209,380.00	---	1,390,620.00
LANGUAGE ACQUISITION	02.140	5876	5,200,000.00	3,610,806.00	---	1,589,194.00
SCHOOLS WITH DISTINCTION	02.160	6096	13,000.00	362.01	---	12,637.99
AP/DUAL CREDIT	02.100	6102	35,000.00	35,000.00	---	---
CHARACTER ED INITIATIVES	02.150	6165	600,000.00	139,150.25	---	460,849.75
TITLE II IMP TEACHER QLTY	02.105	6218	64,348,890.00	48,426,479.00	---	15,922,411.00
HEAD START COLLABORATION	02.085	7325	300,000.00	225,692.43	---	74,307.57
SAFE & DRUG FREE SCHOOLS	02.110	8309	9,600,000.00	5,118,229.00	---	4,481,771.00

Division of Career EducationElementary and Secondary Education
Fund (0105)

CHILD CARE DEV TRAINING	02.080	0027	400,000.00	213,539.44	---	186,460.56
VOC ED-DISTRIBUTIONS	02.195	0513	27,000,000.00	24,580,583.12	---	2,419,416.88
WORKFORCE INVESTMENT ACT	02.200	0515	9,000,000.00	6,598,360.46	---	2,401,639.54
AFTER SCHOOL PROGRAMMING	02.210	0948	17,408,383.00	15,161,538.40	---	2,246,844.60
TROOPS TO TEACHERS E&E	02.215	2435	153,610.00	72,023.45	---	81,586.55
CAREER EDUCATION PS	02.045	4970	2,062,954.00	1,818,430.77	---	244,523.23
CAREER EDUCATION E&E	02.045	4971	827,796.00	794,117.02	---	33,678.98
ADULT ED & LITERACY	02.205	9428	12,000,000.00	8,979,209.83	---	3,020,790.17

Division of Special EducationElementary and Secondary Education
Fund (0105)

BOARD OPERATED PS	02.015	0020	1,670,760.00	552,851.03	---	1,117,908.97
SPECIAL EDUCATION-GRANT	02.220	2265	225,315,211.00	223,129,486.98	---	2,185,724.02

**STATE OF MISSOURI
SUMMARY OF APPROPRIATION ACTIVITY
GENERAL FUND - FEDERAL FUNDS
FOR THE APPROPRIATION YEAR 2007**

	H.B. No.	Appr. No.	Appropriations	Expenditures and Transfers Out	Reappropriations to 2008	Lapse of Appropriations
BOARD OPERATED E&E	02.015	2301	2,007,881.00	1,078,619.18	---	929,261.82
BD OPERATING MEDICAID E&E	02.015	3574	500,000.00	441,265.40	---	58,734.60
FIRST STEPS	02.230	4580	7,761,583.00	5,778,720.03	---	1,982,862.97
SPECIAL EDUCATION PS	02.045	4976	1,756,086.00	1,444,823.04	---	311,262.96
SPECIAL EDUCATION E&E	02.045	4977	532,189.00	221,289.29	---	310,899.71
Assistive Technology Fund (0188)						
MO ASSISTIVE TECH-PS	02.280	2346	213,276.00	117,348.16	---	95,927.84
MO ASSISTIVE TECH-EE	02.280	2350	588,831.00	529,304.15	---	59,526.85
<u>Division of Teacher Quality and Urban</u>						
Elementary and Secondary Education Fund (0105)						
TEACHER QUALITY/URBAN PS	02.045	4982	21,665.00	6,143.78	---	15,521.22
TEACHER QUALITY/URBAN E&E	02.045	4983	30,800.00	9,225.22	---	21,574.78
EDUCATION LEADERSHIP	02.165	5219	300,000.00	220,489.63	---	79,510.37
GOLD STAR SCHOOLS	02.155	6095	15,000.00	2,072.28	---	12,927.72
TRANSITION TO TEACHING	02.165	6166	250,000.00	10.60	---	249,989.40
<u>Division of Vocational Rehabilitation</u>						
Vocational Rehabilitation Fund (0104)						
VOCATIONAL REHAB GRANT	02.175	0507	39,061,770.00	32,798,486.51	---	6,263,283.49
DISABILITY DETERMIN GRANT	02.180	0512	16,000,000.00	10,396,695.06	---	5,603,304.94
FIELD SUPPORT SVS PS	02.170	0523	24,830,688.00	19,605,946.83	---	5,224,741.17
VOC REHAB GRANT FROM DMH	02.175	1294	1,000,000.00	999,999.47	---	0.53
FIELD SUPPORT SVS E&E	02.170	2317	3,572,207.00	2,399,269.52	---	1,172,937.48
INDEPENDENT LIVING CNTRS	02.185	2808	1,592,546.00	1,432,201.81	---	160,344.19
PROJECT SUCCESS	02.190	5607	500,000.00	271,338.00	---	228,662.00
<u>DEPARTMENT OF HIGHER EDUCATION</u>						
<u>Higher Education Administration</u>						
Higher Education Fund (0116)						
GEAR UP PROGRAM PS	03.080	0441	227,926.00	103,314.98	---	124,611.02
GEAR UP PROGRAM E&E	03.080	0447	538,867.00	23,561.54	---	515,305.46
GEAR UP PROGRAM	03.080	0450	697,572.00	95,100.00	---	602,472.00
EISENHOWER GRANT PS	03.020	0795	60,346.00	32,725.87	---	27,620.13
EISENHOWER GRANT E&E	03.020	0796	20,400.00	13,926.15	---	6,473.85
COORDINATION ADMIN EE	03.005	1064	80,000.00	12,147.85	---	67,852.15
COORDINATION ADMIN PS	03.005	1110	145,000.00	131,531.10	---	13,468.90

EISENHOWER GRANT	03.020	1305	1,698,000.00	1,589,083.56	---	108,916.44
FED GRANTS/DONATIONS E&E	03.025	5316	1,953,400.00	40,468.78	---	1,912,931.22
FED GRANTS/DONATIONS PS	03.025	6228	45,600.00	5,509.39	---	40,090.61
FED GRANTS/DONATIONS	03.025	6229	1,000.00	---	---	1,000.00

DEPARTMENT OF HEALTH AND SENIOR SERVICES

Health Fund (0143)

FEDERAL GRANTS E&E	10.635	2123	4,983,445.00	2,622,961.76	---	2,360,483.24
HEALTH STATE OWNED	13.095	2582	449,338.00	449,337.34	---	0.66
HEALTHCARE TECH CASE MGMT	10.603	3447	1,300,000.00	40,659.43	---	1,259,340.57
FEDERAL GRANTS PS	10.635	3946	720,000.00	32,538.67	---	687,461.33
HEALTH LEASING	13.095	4182	2,240,759.00	2,233,800.58	---	6,958.42
REFUNDS	10.630	7330	2,390.00	2,275.87	---	114.13
DHSS Disaster Fund (0178)						
DHSS DISASTER FUND	10.640	1689	1.00	---	---	1.00
DHSS AVIAN FLU	10.640	2852	1.00	---	---	1.00

Office of the Director

Health Fund (0143)

DIRECTOR'S OFFICE PS	10.600	8445	1,522,411.00	1,445,790.74	---	76,620.26
DIRECTOR'S OFFICE E&E	10.600	8446	403,297.00	117,769.40	---	285,527.60

Center Emergency Response/Terrorism

Health Fund (0143)

CTR ER RESP/TERRORISM E&E	10.615	5641	20,679,535.00	17,161,436.01	---	3,518,098.99
CTR ER RESP/TERRORISM PS	10.615	5903	2,995,808.00	2,900,444.77	---	95,363.23

State Public Health Lab

Health Fund (0143)

PUBLIC HEALTH LAB PS	10.605	4174	716,965.00	451,600.55	---	265,364.45
PUBLIC HEALTH LAB E&E	10.605	4175	1,292,389.00	1,047,012.92	---	245,376.08

Office of Minority Health

Health Fund (0143)

OFC OF MINORITY HLTH PS	10.675	7146	120,266.00	20,617.52	---	99,648.48
OFC OF MINORITY HLTH E&E	10.675	7147	609,409.00	---	---	609,409.00
MINORITY HLTH & AGING PRG	10.675	7149	45,045.00	---	---	45,045.00

Administration

Health Fund (0143)

ADMIN SHARED EXPENSES E&E	10.610	6806	65,315.00	54,552.00	---	10,763.00
DIVISION OF ADMIN PS	10.610	7695	2,287,907.00	2,079,423.20	---	208,483.80
DIVISION OF ADMIN E&E	10.610	7696	2,651,151.00	1,575,476.93	---	1,075,674.07

**STATE OF MISSOURI
SUMMARY OF APPROPRIATION ACTIVITY
GENERAL FUND - FEDERAL FUNDS
FOR THE APPROPRIATION YEAR 2007**

	H.B. No.	Appr. No.	Appropriations	Expenditures and Transfers Out	Reappropriations to 2008	Lapse of Appropriations
<u>Division of Community and Public Health</u>						
Health Fund (0143)						
HEAD INJURY SERVICES	10.655	0271	102,653.00	---	---	102,653.00
DIV COMM&PUBLIC HLTH PS	10.645	1217	15,207,001.00	12,586,965.22	---	2,620,035.78
DIV COMM&PUBLIC HLTH E&E	10.645	1218	3,694,779.00	2,081,248.90	---	1,613,530.10
DIV COMM&PUBLIC HLTH PROG	10.655	1256	31,495,822.00	25,075,931.92	---	6,419,890.08
MEDICATIONS	10.655	1493	11,213,055.00	9,644,273.24	---	1,568,781.76
SUMMER FOOD SVS PRGM DIST	10.660	1662	7,263,879.00	7,248,125.85	---	15,753.15
DCPH MEDICAID PS	10.645	1964	968,421.00	932,628.30	---	35,792.70
DCPH MEDICAID E&E	10.645	1966	86,388.00	63,620.79	---	22,767.21
DCPH PROG MEDICAID	10.655	1974	219,980.00	209,949.75	---	10,030.25
HEAD INJRY SVS MEDICAID	10.655	2002	146,947.00	120,611.59	---	26,335.41
MEDICAL LOAN PROGRAM	10.670	3934	274,446.00	133,000.00	---	141,446.00
SEXUAL ASSAULT PREVENTION	10.655	4659	889,134.00	757,235.22	---	131,898.78
ALTERNATIVES TO ABORTION	10.665	7055	760,000.00	204,486.59	---	555,513.41
WIC SUPP FOOD DISTRIBUT	10.660	7730	110,370,273.00	99,546,051.82	---	10,824,221.18
CHILD-ADULT CARE FOOD PRG	10.660	8456	39,256,964.00	38,683,441.99	---	573,522.01
<u>Division of Senior and Disability Service</u>						
Health Fund (0143)						
DIV SENIOR&DISABILITY PS	10.680	1260	2,969,162.00	2,647,794.93	---	321,367.07
DIV SENIOR&DISABILITY E&E	10.680	1261	466,132.00	307,065.56	---	159,066.44
DSDS MEDICAID PS	10.680	2012	5,885,862.00	5,662,678.70	---	223,183.30
DSDS MEDICAID E&E	10.680	2013	506,881.00	222,057.95	---	284,823.05
IN HOME SVS PGRM MEDICAID	10.690	2029	242,161,888.00	230,297,555.81	---	11,864,332.19
HCS MEALS MEDICAID	10.700	2033	5,041,626.00	4,297,786.50	---	743,839.50
ALZHEIMER'S SERVICE	10.695	2909	265,670.00	---	---	265,670.00
HOME & COMMUNITY SVS PRGM	10.685	2980	1,667,028.00	919,756.55	---	747,271.45
HOME & COMMNTY SVS GRANTS	10.700	2981	31,536,227.00	29,230,602.46	---	2,305,624.54
Division of Aging Donations Fund (0168)						
HOME & COMMUNITY SVS PRGM	10.685	4847	50,000.00	1,599.31	---	48,400.69
<u>Division of Regulation and Licensure</u>						
Health Fund (0143)						
DIV OF REG&LICENSURE PS	10.720	1266	7,236,546.00	6,553,295.38	---	683,250.62
DIV OF REG&LICENSURE E&E	10.720	1269	884,241.00	698,637.60	---	185,603.40
CHILD CARE IMPROVE PRGM	10.725	1812	1,403,675.00	1,093,211.59	---	310,463.41
DRL MEDICAID PS	10.720	2018	3,911,950.00	2,882,144.95	---	1,029,805.05
DRL MEDICAID E&E	10.720	2021	582,903.00	178,496.93	---	404,406.07

DEPARTMENT OF TRANSPORTATION

Multimodal Operations Fund (0126)

FRINGES MULTIMODAL PS	04.260	0102	193,467.00	153,613.38	---	39,853.62
GRANTS-SEC 5303 (8)	04.305	0437	10,100,000.00	5,095,790.91	---	5,004,209.09
GRANTS-SEC 5309 (SEC 3)	04.300	1316	15,500,000.00	8,703,053.08	---	6,796,946.92
HIGH SPEED RAIL STUDY	04.310	1880	1.00	---	---	1.00
NEW FREEDOM PRGM	04.280	2263	300,000.00	---	---	300,000.00
JOB ACCESS & REV COM GNTS	04.295	2264	500,000.00	402,656.13	---	97,343.87
SMALL URBANIZED TRAN ASST	04.290	4263	1.00	---	---	1.00
SUPPORT TO MULTIMODAL DIV	04.265	4272	71,500.00	71,500.00	---	---
LOCAL RAIL SERVICE ASSIST	04.310	5306	1.00	---	---	1.00
CI GRANTS SEC 5310 (16)	04.280	8493	2,052,292.00	1,915,853.16	---	136,438.84
SMALL URBAN&RURAL TRAN	04.295	8726	15,172,678.00	11,151,375.84	---	4,021,302.16
MULTIMODAL OPS ADMIN PS	04.260	8901	455,087.00	344,198.96	---	110,888.04
MULTIMODAL OPS ADMIN E&E	04.260	8902	400,000.00	111,505.28	---	288,494.72
FEDERAL AVIATION ASSIST	04.345	8905	57,519,063.00	21,604,332.12	---	35,914,730.88
Transportation - Highway Safety Fund (0149)						
MAINTENANCE PS	04.215	6309	341,038.00	316,441.58	---	24,596.42
MAINTENANCE E&E	04.215	6310	50,000.00	49,518.11	---	481.89
FRINGES MAINTENANCE PS	04.215	6312	49,715.00	41,685.93	---	8,029.07
FRINGES MAINTENANCE E&E	04.215	6313	1,738.00	1,616.54	---	121.46
HIGHWAY SAFETY GRANTS	04.215	6314	34,300,000.00	32,182,380.99	---	2,117,619.01
MCSAP/Division of Transportation Fund (0185)						
MOTOR CARRIER SFTY ASSIST	04.215	6315	1,500,000.00	1,401,592.11	---	98,407.89

DEPARTMENT OF LABOR AND INDUSTRIAL RELATIONS

Labor and Industrial Relations - Commission on Human Rights Fund (0117)

DOLIR LEASING	13.060	2464	835.00	835.00	---	---
DOLIR STATE OWNED	13.060	2783	28,698.00	18,849.64	---	9,848.36
Labor and Industrial Relations Administrative Fund (0122)						
DOLIR STATE OWNED	13.060	2798	226,430.00	224,708.37	---	1,721.63
Division of Labor Standards Fund (0186)						
DOLIR STATE OWNED	13.060	2697	6,594.00	6,566.16	---	27.84
Unemployment Compensation Administration Fund (0948)						
DOLIR STATE OWNED	13.060	2700	1,002,206.00	824,745.31	---	177,460.69
DOLIR LEASING	13.060	3233	241,659.00	146,604.43	---	95,054.57

**STATE OF MISSOURI
SUMMARY OF APPROPRIATION ACTIVITY
GENERAL FUND - FEDERAL FUNDS
FOR THE APPROPRIATION YEAR 2007**

	H.B. No.	Appr. No.	Appropriations	Expenditures and Transfers Out	Reappropriations to 2008	Lapse of Appropriations
<u>Director and Staff</u>						
Labor and Industrial Relations Administrative Fund (0122)						
DIRECTOR AND STAFF PS	07.800	1869	2,838,160.00	2,342,011.76	---	496,148.24
DIRECTOR AND STAFF EE	07.800	1870	2,948,633.00	1,187,903.60	---	1,760,729.40
LIFE INSURANCE COSTS	07.800	2926	88,037.00	74,631.51	---	13,405.49
Unemployment Compensation Administration Fund (0948)						
DIRECTOR AND STAFF PS	07.800	5831	59,267.00	---	---	59,267.00
DIRECTOR AND STAFF E&E	07.800	5834	1,544,500.00	745,509.40	---	798,990.60
<u>Division of Labor Standards</u>						
Division of Labor Standards Fund (0186)						
ADMINISTRATION/LS PS	07.815	2320	50,199.00	---	---	50,199.00
ADMINISTRATION/LS E&E	07.815	2507	32,670.00	---	---	32,670.00
ON-SITE CONSULT/LS PS	07.820	5890	780,146.00	416,911.85	---	363,234.15
ON-SITE CONSUL/LS E&E	07.820	5891	298,078.00	111,244.97	---	186,833.03
MINE SAFETY TRNG PRGM PS	07.825	5892	273,561.00	82,859.00	---	190,702.00
MINE SAFETY TRNG PRGM E&E	07.825	5893	82,985.00	38,484.67	---	44,500.33
<u>Division of Worker's Compensation</u>						
Labor and Industrial Relations - Crime Victims Fund (0191)						
CRIME VICTIMS ADMIN	07.845	3887	50,000.00	---	---	50,000.00
CRIME VICTIMS COMP FUND	07.850	7650	2,212,671.00	1,591,407.88	---	621,263.12
<u>Division of Employment Security</u>						
Unemployment Compensation Administration Fund (0948)						
ADMIN EMP SEC PS	07.860	0694	27,641,606.00	19,539,378.77	---	8,102,227.23
ADMIN EMP SEC E&E	07.860	0696	5,691,352.00	3,364,225.11	---	2,327,126.89
EMPLOYMENT & TRAINING PAY	07.865	3910	7,000,000.00	5,443,045.04	---	1,556,954.96
<u>Commission on Human Rights</u>						
Labor and Industrial Relations - Commission on Human Rights Fund (0117)						
COMM ON HUMAN RIGHTS PS	07.885	5996	843,717.00	760,541.88	---	83,175.12
COMM ON HUMAN RIGHTS E&E	07.885	5998	161,866.00	121,874.26	---	39,991.74

Labor and Industrial Relations CommissionUnemployment Compensation Administration
Fund (0948)

INDUSTRIAL COMMISSION PS	07.810	3094	320,113.00	265,703.38	---	54,409.62
INDUSTRIAL COMMISSION E&E	07.810	3095	53,460.00	16,190.70	---	37,269.30

DEPARTMENT OF MENTAL HEALTHMental Health Intergovernmental Transfer
Fund (0147)

DMH INTERGOVERNMENTAL	10.050	5906	11,000,000.00	6,735,525.00	---	4,264,475.00
Mental Health Fund (0148)						
MENTAL HEALTH LEASING	13.090	0665	7,394.00	6,389.85	---	1,004.15
DMH FEDERAL FUND E&E	10.035	2049	3,501,167.00	1,027,668.78	---	2,473,498.22
MENTAL HEALTH STATE OWNED	13.090	2591	198,635.00	188,266.06	---	10,368.94
ADA-MEDICAID	10.125	3425	499,100.00	---	---	499,100.00
CPS-MEDICAID	10.125	3431	1,159,604.00	---	---	1,159,604.00
DMH INTERGOVERNMENTAL	10.050	5905	16,500,000.00	10,675,680.00	---	5,824,320.00
CHILD SYSTEM OF CARE PS	10.040	7243	75,080.00	71,797.61	---	3,282.39
CHILD SYSTEM OF CARE E&E	10.040	7244	128,764.00	39,284.65	---	89,479.35
CHILD SYSTEM OF CARE PRG	10.040	7245	4,780,190.00	3,994,853.64	---	785,336.36
DMH FEDERAL FUND PS	10.035	9373	591,840.00	312,824.78	---	279,015.22

Office of the Director

Mental Health Fund (0148)

DIRECTOR'S OFFICE PS	10.005	0670	35,605.00	22,231.09	---	13,373.91
SHELTER PLUS CARE GRANTS	10.045	1681	6,343,179.00	6,304,292.51	---	38,886.49
REV MAX CONTRACTS	10.010	1688	55,052.00	55,051.00	---	1.00
DIRECTOR'S OFFICE E&E	10.005	2045	76,223.00	16,067.07	---	60,155.93
OPERATIONAL SUPPORT PS	10.010	5311	698,856.00	606,140.65	---	92,715.35
OPERATIONAL SUPPORT E&E	10.010	5312	747,016.00	448,863.62	---	298,152.38

Division of Alcohol and Drug Abuse

Mental Health Fund (0148)

INCENTIVE & HIGH RISK E&E	10.105	1000	2,821,412.00	1,141,610.89	---	1,679,801.11
ADA TREATMENT SVS E&E	10.110	2051	646,412.00	234,847.63	---	411,564.37
ADA ADMIN PS	10.100	2151	766,126.00	670,751.27	---	95,374.73
ADA ADMIN E&E	10.100	2152	183,541.00	158,383.29	---	25,157.71
PREVENTION & EDU SVS	10.105	2154	4,738,355.00	3,796,531.61	---	941,823.39
SATOP	10.120	3899	407,458.00	384,092.69	---	23,365.31
PREVENTION & EDU SVS PS	10.105	4143	323,624.00	321,109.20	---	2,514.80
PREVENTION & EDU SVS E&E	10.105	4144	801,149.00	200,329.34	---	600,819.66
TOBACCO INVESTIGTNS PS	10.105	4145	232,433.00	204,399.59	---	28,033.41
TOBACCO INVESTIGTNS E&E	10.105	4146	103,622.00	45,650.13	---	57,971.87
ADA TREATMENT SERVICES	10.110	4149	21,352,275.00	21,115,159.59	---	237,115.41
ADA TREATMENT SVS PS	10.110	4150	778,401.00	671,458.86	---	106,942.14
COMMUNITY 2000	10.105	4650	2,059,693.00	1,730,667.91	---	329,025.09

**STATE OF MISSOURI
SUMMARY OF APPROPRIATION ACTIVITY
GENERAL FUND - FEDERAL FUNDS
FOR THE APPROPRIATION YEAR 2007**

	H.B. No.	Appr. No.	Appropriations	Expenditures and Transfers Out	Reappropriations to 2008	Lapse of Appropriations
SCHOOL BASED PREVENTION	10.105	4651	1,052,185.00	1,052,185.00	---	---
INCENTIVE & HIGH RISK PS	10.105	5056	190,973.00	61,029.89	---	129,943.11
SYS ENHANCEMENT (YTH) PS	10.110	5298	8,561.00	8,517.76	---	43.24
SYS ENHANCEMENT (YTH) E&E	10.110	5299	731,802.00	306,799.74	---	425,002.26
ADA FED MEDICAID	10.110	6677	17,776,304.00	15,341,414.30	---	2,434,889.70
ACCESS RECOVERY GRANT PS	10.110	7037	167,583.00	147,650.47	---	19,932.53
ACCESS RECOVERY GRANT E&E	10.110	7038	693,550.00	693,550.00	---	---
ACCESS RECOVERY TREATMENT	10.110	7039	6,589,796.00	6,589,344.29	---	451.71
SATOP PS	10.120	7246	19,235.00	2,628.63	---	16,606.37
<u>Division of Comprehensive Psychiatric Services</u>						
Mental Health Fund (0148)						
METRO STL PSY CTR PS	10.320	0874	180,658.00	180,657.92	---	0.08
MID MISSOURI MHC PS	10.325	0876	314,879.00	314,878.84	---	0.16
NW MO PSY REHAB CENTER PS	10.305	1003	496,208.00	496,026.17	---	181.83
STL PSY REHAB CTR PS	10.310	1004	196,209.00	196,208.90	---	0.10
ADULT COMMUNITY PRGM PS	10.210	1480	203,600.00	185,112.06	---	18,487.94
YOUTH COMMUNITY PRGM PS	10.225	1483	100,356.00	73,215.86	---	27,140.14
HOMELESS MENTALLY ILL	10.210	1686	800,000.00	732,624.57	---	67,375.43
CPS ADMIN PS	10.200	1846	569,598.00	490,027.09	---	79,570.91
CPS ADMIN E&E	10.200	1847	184,734.00	80,506.29	---	104,227.71
ADULT COMMUNITY PRGM E&E	10.210	2054	1,712,633.00	650,388.69	---	1,062,244.31
ADULT COMMUNITY PROGRAM	10.210	2055	15,912,396.00	9,798,407.22	---	6,113,988.78
YOUTH COMMUNITY PRGM E&E	10.225	2058	1,113,607.00	32,018.47	---	1,081,588.53
YOUTH COMMUNITY PROGRAM	10.225	2059	2,776,148.00	1,744,181.80	---	1,031,966.20
SUICIDE PREVENTION PS	10.200	2075	23,463.00	19,603.69	---	3,859.31
MEDICATION COST INCREASES	10.240	2767	916,243.00	916,243.00	---	---
SW MO PSY REHAB CTR PS	10.315	3042	114,081.00	113,940.65	---	140.35
SW MO PSY REHAB CTR E&E	10.315	3047	55,113.00	55,112.92	---	0.08
SUICIDE PREVENTION E&E	10.200	4654	620,401.00	376,959.58	---	243,441.42
HAWTHORN PSY HOSPTL PS	10.350	5567	1,405,152.00	1,405,152.00	---	---
HAWTHORN PSY HOSPTL E&E	10.350	5568	78,684.00	78,684.00	---	---
ADULT CP FED MEDICAID	10.210	6678	58,836,324.00	54,693,553.12	---	4,142,770.88
YOUTH CP FED MEDICAID	10.225	6679	17,112,211.00	15,163,706.09	---	1,948,504.91
COTTONWOOD TRMT CTR PS	10.355	7014	1,507,397.00	1,278,060.81	---	229,336.19
NW MO PSY REHAB OVERTIME	10.305	7189	10,446.00	10,445.94	---	0.06
STL PSY REHAB OVERTIME	10.310	7191	864.00	864.00	---	---

HAWTHORN HOSP OVERTIME	10.350	7194	6,708.00	6,707.93	---	0.07
COTTONWOOD TRMT OVERTIME	10.355	7196	1,040.00	1,040.00	---	---
METRO STL PSY OVERTIME	10.320	7198	1,061.00	1,060.97	---	0.03
MID MO MHC OVERTIME	10.325	7200	5,630.00	5,629.86	---	0.14
FULTON STATE HOSPITAL PS	10.300	7356	122,765.00	122,764.02	---	0.98
FULTON STATE HOSPITAL E&E	10.300	7357	75,150.00	47,275.54	---	27,874.46

**Division of Mental Retardation -
Developmental Disabilities**

Mental Health Fund (0148)

BELLEFONTAINE HC PS	10.555	0886	1,234,888.00	1,234,879.24	---	8.76
NW COMMUNITY SERVICES PS	10.560	0887	706,402.00	706,402.00	---	---
MARSHALL HC PS	10.565	0888	1,763,303.00	1,718,377.08	---	44,925.92
MR COMMUNITY PROGRAMS PS	10.405	1683	798,181.00	732,225.48	---	65,955.52
MR COMMUNITY PROGRAMS E&E	10.405	1684	41,776.00	34,765.26	---	7,010.74
MRDD ADMIN PS	10.400	1913	245,543.00	214,913.87	---	30,629.13
MRDD ADMIN E&E	10.400	1914	63,881.00	39,185.22	---	24,695.78
COMMUNITY PROGRAMS	10.405	1922	11,315,726.00	2,493,826.06	---	8,821,899.94
COMMUNITY PRG-MEDICAID MT	10.405	2074	13,403,061.00	12,316,221.00	---	1,086,840.00
BELLEFONTAINE HC E&E	10.555	2347	653,871.00	652,728.25	---	1,142.75
MARSHALL HC E&E	10.565	2355	351,690.00	342,742.06	---	8,947.94
HIGGINSVILLE HC PS	10.560	3027	262,582.00	262,581.83	---	0.17
KANSAS CITY RC E&E	10.520	3028	166,517.00	154,742.36	---	11,774.64
SIKESTON RC E&E	10.540	3029	8,872.00	8,871.36	---	0.64
ST LOUIS RC E&E	10.550	3030	186,342.00	178,745.71	---	7,596.29
MRDD POOL-MEDICAID MATCH	14.160	3630	2,432,806.00	2,432,805.15	---	0.85
MRDD POOL E&E	14.160	3634	596,050.00	591,959.34	---	4,090.66
DEV DISABILITS GRANT PS	10.410	4163	351,122.00	312,068.85	---	39,053.15
DEV DISABILITS GRANT E&E	10.410	4164	1,187,593.00	773,012.60	---	414,580.40
MRDD FED MEDICAID	10.405	6680	219,172,540.00	218,714,518.12	---	458,021.88
ALBANY RC PS	10.500	7125	418,218.00	415,944.61	---	2,273.39
CENTRAL MO RC PS	10.505	7126	946,604.00	946,604.00	---	---
HANNIBAL RC PS	10.510	7127	316,782.00	299,083.39	---	17,698.61
JOPLIN RC PS	10.515	7128	357,016.00	357,016.00	---	---
KANSAS CITY RC PS	10.520	7129	1,478,239.00	1,472,272.94	---	5,966.06
KIRKSVILLE RC PS	10.525	7130	302,456.00	254,512.67	---	47,943.33
POPULAR BLUFF RC PS	10.530	7131	295,305.00	289,924.18	---	5,380.82
ROLLA RC PS	10.535	7132	569,305.00	448,040.78	---	121,264.22
SIKESTON RC PS	10.540	7133	236,049.00	231,785.13	---	4,263.87
SPRINGFIELD RC PS	10.545	7134	676,099.00	640,393.14	---	35,705.86
ST. LOUIS RC PS	10.550	7135	3,912,000.00	3,911,098.70	---	901.30
ALBANY RC E&E	10.500	7136	858.00	769.85	---	88.15
CENTRAL MO RC E&E	10.505	7137	105,247.00	98,479.20	---	6,767.80
HANNIBAL RC E&E	10.510	7138	16,108.00	16,108.00	---	---
JOPLIN RC E&E	10.515	7139	55,833.00	278.54	---	55,554.46
KIRKSVILLE RC E&E	10.525	7140	18,837.00	18,837.00	---	---
POPULAR BLUFF RC E&E	10.530	7141	15,754.00	15,754.00	---	---

**STATE OF MISSOURI
SUMMARY OF APPROPRIATION ACTIVITY
GENERAL FUND - FEDERAL FUNDS
FOR THE APPROPRIATION YEAR 2007**

	H.B. No.	Appr. No.	Appropriations	Expenditures and Transfers Out	Reappropriations to 2008	Lapse of Appropriations
ROLLA RC E&E	10.535	7142	26,088.00	23,769.80	---	2,318.20
SPRINGFIELD RC E&E	10.545	7143	24,552.00	---	---	24,552.00
BELLEFONTAINE HC OVERTIME	10.555	7228	35,976.00	35,974.67	---	1.33
HIGGINSVILLE HC OVERTIME	10.560	7230	85,769.00	85,769.00	---	---
MARSHALL HC OVERTIME	10.565	7232	50,839.00	50,839.00	---	---
<u>DEPARTMENT OF NATURAL RESOURCES</u>						
Natural Resources Fund (0140)						
JOBS NOW PROJECTS	06.395	1005	1,000.00	---	---	1,000.00
DNR STATE OWNED	13.045	2701	242,308.00	241,625.53	---	682.47
REFUND ACCOUNTS	06.415	2736	1,142.00	---	---	1,142.00
HISTORICAL EXHIBIT E&E	06.362	3360	1.00	---	---	1.00
DNR LEASING	13.045	4306	384,990.00	382,738.90	---	2,251.10
HOMELAND SECURITY E&E	06.385	5643	129,582.00	104,878.73	---	24,703.27
HOMELAND SECURITY PS	06.385	6326	69,745.00	68,803.62	---	941.38
HOMELAND SECURITY PRGM	06.385	6807	411,902.00	309,899.30	---	102,002.70
Abandoned Mined Reclamation Fund (0697)						
REFUND ACCOUNTS	06.415	3545	165.00	---	---	165.00
DNR LEASING	13.045	7081	605.00	605.00	---	---
<u>Department Operations</u>						
Natural Resources Fund (0140)						
DEPT OPERATIONS PS	06.200	1810	1,046,073.00	945,022.91	---	101,050.09
DEPT OPERATIONS E&E	06.200	1811	293,678.00	221,590.22	---	72,087.78
<u>Water Resources Center</u>						
Natural Resources Fund (0140)						
WATER RESOURCES PS	06.225	5247	330,862.00	287,802.95	---	43,059.05
WATER RESOURCES E&E	06.225	5248	190,209.00	135,898.94	---	54,310.06
<u>Soil and Water Conservation Program</u>						
Natural Resources Fund (0140)						
DEMONSTRATION PROJECTS	06.220	8046	100,000.00	---	---	100,000.00

Energy Center

Natural Resources Fund (0140)

ENERGY CNTR OPERATING PS	06.205	3294	687,929.00	518,739.92	---	169,189.08
ENERGY CNTR OPERATING E&E	06.205	3296	109,257.00	77,451.02	---	31,805.98
ENERGY EFFICIENT SERVICES	06.210	3297	9,180,127.00	7,271,332.58	---	1,908,794.42

Division of Environmental Quality

Natural Resources Fund (0140)

HAZARD MAT ANALYSIS	06.250	0884	100,000.00	---	---	100,000.00
ENVIRONMENT EMERG RESPON	06.250	1358	250,000.00	---	---	250,000.00
ENVIRONMENTAL QUALITY PS	06.225	1860	53,051.00	---	---	53,051.00
ENVIRONMENTAL QUALITY E&E	06.225	1871	503,253.00	---	---	503,253.00
TECHNCL ASSIST GRANTS DEQ	06.235	2231	842,000.00	604,293.61	---	237,706.39
LEAKING UNDRGRD STOR TANK	06.260	2506	420,000.00	97,956.73	---	322,043.27
WATER QUALITY STUDY GRANT	06.290	3476	10,833,673.00	2,961,352.88	---	7,872,320.12
AIR POLLUTION CNTRL PS	06.225	5367	456,431.00	442,448.85	---	13,982.15
AIR POLLUTION CNTRL E&E	06.225	5372	530,003.00	169,273.73	---	360,729.27
HAZARDOUS WASTE PS	06.225	5376	3,659,287.00	3,488,001.02	---	171,285.98
HAZARDOUS WASTE E&E	06.225	5382	491,984.00	352,316.45	---	139,667.55
LAND RECLAMATION PS	06.225	5397	457,920.00	417,540.38	---	40,379.62
LAND RECLAMATION E&E	06.225	5402	119,012.00	49,020.07	---	69,991.93
SOLID WASTE MGMT E&E	06.225	6058	200.00	---	---	200.00
WATER PROTECTION PRG PS	06.225	7173	2,901,499.00	2,844,296.16	---	57,202.84
WATER PROTECTION PRG E&E	06.225	7177	1,567,983.00	1,077,490.39	---	490,492.61
AIR POLL CONTROL GRANTS	06.240	7452	1,409,300.00	717,855.25	---	691,444.75
ABANDNED MINE LAND RECLMT	06.265	7455	1,750,000.00	381,012.19	---	1,368,987.81
SMALL OPERATOR ASSIST	06.265	7606	50,000.00	---	---	50,000.00
SUPERFUND CLEANUP	06.260	8053	975,000.00	588,571.75	---	386,428.25
Abandoned Mined Reclamation Fund (0697)						
LAND RECLAMATION-EE	06.225	6879	15.00	---	---	15.00

Division of Geology and Land Survey

Natural Resources Fund (0140)

DGLS OPERATION PS	06.225	2401	646,206.00	560,863.54	---	85,342.46
DGLS OPERATION E&E	06.225	2408	311,045.00	84,192.20	---	226,852.80
LAND SURVEY RESTOR PROJ	06.310	7772	43,000.00	42,694.08	---	305.92

Division of State Parks

Natural Resources Fund (0140)

M&R SPENDING AUTHORITY	18.045	0717	653,724.15	133,204.88	---	520,519.27
STATE PARKS DONATIONS	19.015	0733	1,075,635.39	383,261.75	---	692,373.64
HISTORIC PRESERVATION PS	06.360	1883	340,415.00	330,324.15	---	10,090.85
HISTORIC PRESERVATION E&E	06.360	1884	58,745.00	32,990.96	---	25,754.04
STATE PARK OPERATION PS	06.320	1946	101,853.00	68,983.51	---	32,869.49
STATE PARK OPERATION E&E	06.320	1947	31,306.00	22,948.57	---	8,357.43

**STATE OF MISSOURI
SUMMARY OF APPROPRIATION ACTIVITY
GENERAL FUND - FEDERAL FUNDS
FOR THE APPROPRIATION YEAR 2007**

	H.B. No.	Appr. No.	Appropriations	Expenditures and Transfers Out	Reappropriations to 2008	Lapse of Appropriations
STATE PARK GRANTS	06.350	2089	175,000.00	12,530.80	---	162,469.20
HISTORIC PRESERV GRANTS	06.370	3290	500,000.00	60,555.82	---	439,444.18
OUTDOOR RECREATION GRANTS	06.355	3292	6,351,607.00	2,058,822.51	---	4,292,784.49
<u>Field Services Division</u>						
Natural Resources Fund (0140)						
FIELD SERVICES PS	06.225	1820	4,015,872.00	3,622,955.44	---	392,916.56
FIELD SERVICES E&E	06.225	1821	1,759,566.00	880,572.62	---	878,993.38
TECHNCL ASSIST GRANTS FSD	06.235	2232	59,005.00	58,981.70	---	23.30
CLEANUP CONTROLLED SUBST	06.250	7182	233,999.00	77,276.52	---	156,722.48
<u>DEPARTMENT OF PUBLIC SAFETY</u>						
State Emergency Management Fund (0145)						
PUBLIC SAFETY LEASING	13.065	7470	3,600.00	3,599.88	---	0.12
Adjutant General Fund (0190)						
FMDC-ARMORY FUEL/UTIL	08.217	3344	780,000.00	650,193.38	---	129,806.62
FMDC-CSP-FUEL/UTILITIES	08.217	3345	2,324,120.00	2,232,586.45	---	91,533.55
Federal Drug Seizure Fund (0194)						
FMDC-SHP ENFORCEMENT F/U	08.122	3397	9,357.00	9,357.00	---	---
Justice Assistance Grant Program Fund (0782)						
PUBLIC SAFETY LEASING	13.065	4215	44,116.00	44,116.00	---	---
<u>Office of the Director</u>						
Public Safety - Juvenile Accountability Incentive Block Grant Fund (0121)						
JUV JUS ACCTABILITY GRANT	08.020	1584	3,395,000.00	1,525,061.24	---	1,869,938.76
DIRECTOR ADMIN PS	08.005	1603	56,924.00	37,714.80	---	19,209.20
DIRECTOR ADMIN E&E	08.005	1604	13,320.00	3,355.70	---	9,964.30
Public Safety Fund (0152)						
NARCOTICS CONTROL ASSIST	08.025	0961	3,615,000.00	3,607,933.99	---	7,066.01
VICTIM OF CRIME ACT	08.035	0962	8,000,000.00	7,126,321.60	---	873,678.40
JUV JUS DELINQUENCY PREV	08.015	1377	1,799,925.00	1,084,012.60	---	715,912.40
DIRECTOR ADMIN E&E	08.005	1429	424,142.00	195,958.68	---	228,183.32
VIOLENCE AGAINST WOMEN	08.040	2331	2,499,500.00	2,439,564.92	---	59,935.08
RESIDENTIAL SUBST ABUSE	08.060	3390	670,000.00	630,906.01	---	39,093.99
DIRECTOR ADMIN PS	08.005	4340	313,711.00	270,616.25	---	43,094.75
NATL FORENSIC IMPRV PRGM	08.050	6043	227,473.00	216,650.57	---	10,822.43

Justice Assistance Grant Program Fund (0782)							
DIRECTOR ADMIN PS	08.005	2248	178,760.00	171,939.24	---	6,820.76	
DIRECTOR ADMIN E&E	08.005	2250	61,700.00	54,714.20	---	6,985.80	
NARCOTICS CONTROL ASSIST	08.025	2251	6,000,000.00	3,790,301.08	---	2,209,698.92	
<u>Division of Fire Safety</u>							
Public Safety Fund (0152)							
F S ADMIN E&E	08.150	2103	311,270.00	---	---	311,270.00	
<u>State Highway Patrol</u>							
Public Safety Fund (0152)							
HIGH INTSTY DRUG TRAFFG	08.075	0625	2,050,000.00	1,881,520.35	---	168,479.65	
SHP TECHNICAL SERVICE PS	08.120	0629	161,566.00	152,001.34	---	9,564.66	
SHP ACADEMY E&E	08.105	0972	60,000.00	23,338.09	---	36,661.91	
VEH & DRIVER SAFETY E&E	08.110	0974	600,000.00	1,232.15	---	598,767.85	
SHP ENFORCEMENT PS	08.085	1135	2,693,823.00	2,137,264.77	---	556,558.23	
SHP ENFORCEMENT E&E	08.085	1140	9,609,186.00	2,098,356.14	---	7,510,829.86	
SHP TECHNICAL SERVICE E&E	08.120	2284	1,897,969.00	573,649.35	---	1,324,319.65	
MO INFO ANALYSIS CTR PS	08.085	3455	630,000.00	212,630.60	---	417,369.40	
MO INFO ANALYSIS CTR E&E	08.085	3456	198,491.00	174,840.12	---	23,650.88	
FRINGE BENEFITS PS	08.080	4345	1,344,160.00	1,221,511.11	---	122,648.89	
FRINGE BENEFITS E&E	08.080	4348	100,333.00	25,272.00	---	75,061.00	
CRIME LABS GRANTS	08.100	4372	877,698.00	---	---	877,698.00	
CRIME LABS PS	08.100	9478	209,501.00	97,836.37	---	111,664.63	
CRIME LABS E&E	08.100	9479	2,636,223.00	454,503.10	---	2,181,719.90	
Federal Drug Seizure Fund (0194)							
STATE HIGHWAY PATROL	13.070	0810	95,435.00	77,833.25	---	17,601.75	
SHP ENFORCEMENT E&E	08.085	7183	878,187.00	736,792.74	---	141,394.26	
<u>Division of Liquor Control</u>							
Public Safety Fund (0152)							
ALCOHOL & TOBACCO CNTR PS	08.145	3088	302,793.00	250,179.08	---	52,613.92	
ALCOHOL & TOBACCO CNTR EE	08.145	3089	153,908.00	99,550.89	---	54,357.11	
<u>Missouri State Water Patrol</u>							
Public Safety Fund (0152)							
STATE WATER PATROL E&E	08.140	5674	2,304,504.00	2,159,100.75	---	145,403.25	
STATE WATER PATROL PS	08.140	8414	391,598.00	330,334.15	---	61,263.85	
Federal Drug Seizure Fund (0194)							
STATE WATER PATROL E&E	08.140	7184	20,000.00	5,746.74	---	14,253.26	
<u>Adjutant General</u>							
Adjutant General Fund (0190)							
NG STATEWIDE ENV	19.060	0758	299,725.15	211,577.52	88,147.00	0.63	
NG ST CHARLES ARMORY	19.095	0762	18,597,351.00	---	18,597,351.00	---	
NG STATEWIDE FUNDING	19.070	0764	3,701,982.80	853,278.05	2,848,704.00	0.75	
NG ALBANY ARMORY	19.090	0771	836,778.00	682,379.03	154,398.00	0.97	

**STATE OF MISSOURI
SUMMARY OF APPROPRIATION ACTIVITY
GENERAL FUND - FEDERAL FUNDS
FOR THE APPROPRIATION YEAR 2007**

	H.B. No.	Appr. No.	Appropriations	Expenditures and Transfers Out	Reappropriations to 2008	Lapse of Appropriations
NG MAINTENANCE SHOPS	19.100	0772	3,682,182.00	---	3,682,182.00	---
NG SPIINGFIELD AVCRAD	19.085	0775	61,567,366.00	---	61,567,366.00	---
A G ADMIN PS	08.200	0901	30,000.00	---	---	30,000.00
A G FIELD SUPPORT PS	08.220	0909	27,476.00	---	---	27,476.00
M&R AG-STATEWIDE	18.070	1158	6,961,580.50	2,013,807.16	4,947,773.00	0.34
NF FT WOOD RTI	19.080	1160	18,899,300.00	---	18,899,300.00	---
NATIONAL GUARD	13.075	3195	1,127,921.00	637,584.59	---	490,336.41
NG STATEWIDE ENV-07	19.060	3704	1,595,781.00	---	1,595,781.00	---
NG FT WOOD M19 RANGE	19.075	4243	2,117,445.00	1,324,919.73	792,525.00	0.27
FEDERAL LEASES	13.075	6331	43,108.00	---	---	43,108.00
AG-ENVIRONMENTAL COMP	15.180	6421	1,866.20	---	---	1,866.20
AG-DESIGN SUPPORT	15.190	6423	1,397,386.26	261,463.54	---	1,135,922.72
SPRINGFIELD NEW AVCRAD	15.195	6425	52,836,486.00	4,570,863.50	48,265,622.00	0.50
KC MAINT BLDG	15.200	6433	3,408,860.00	---	---	3,408,860.00
FARMINGTON ADDTN	15.200	6434	59,322.50	---	---	59,322.50
HANNIBAL MAINT BLDG	15.200	6435	66,638.73	56,778.73	---	9,860.00
RICHMOND MAINT BLDG	15.200	6436	589,164.00	---	---	589,164.00
CONTRACT SERVICES PS	08.240	6463	13,031,388.00	7,883,976.23	---	5,147,411.77
CONTRACT SERVICES E&E	08.240	6464	7,133,214.00	6,298,900.45	---	834,313.55
CONTRACT SERVICES REFUNDS	08.240	6465	87,000.00	86,894.44	---	105.56
AG-REAL PROPERTY OPS	15.170	6527	1,284,107.11	819,416.53	---	464,690.58
HANNIBAL ADDITION	15.175	6543	883,528.00	---	---	883,528.00
CHILLICOTHE RENOVATE	15.200	6646	704,366.00	---	---	704,366.00
A G FIELD SUPPORT E&E	08.220	7277	60,593.00	---	---	60,593.00
AG-ENVIRONMENTAL COMP	15.180	7307	130,866.07	15,094.50	---	115,771.57
Federal Drug Seizure Fund (0194)						
A G ADMIN E&E	08.200	7185	33,703.00	20,480.62	---	13,222.38
<u>State Emergency Management Agency</u>						
State Emergency Management Fund (0145)						
MERC DISTRIBUTIONS	08.255	0648	346,890.00	296,715.10	---	50,174.90
SEMA GRANT	08.260	1235	70,000,000.00	59,040,864.45	---	10,959,135.55
A G SEMA PS	08.250	1238	991,927.00	866,806.42	---	125,120.58
A G SEMA E&E	08.250	6466	746,631.00	466,257.76	---	280,373.24
FIRST RESPONDER TRAINING	08.260	7011	5,000,000.00	1,006,489.65	---	3,993,510.35
Missouri Disaster Fund (0663)						
SEMA GRANT	08.260	8415	57,450,500.00	57,450,472.75	---	27.25

Missouri Veterans' Commission

Missouri Veterans Commission Fund (0184)							
M&R VC-CAPE G. HOME	18.065	0725	700,001.00	700,000.00		1.00	---
FT LEONARD WOOD CEMETERY	21.035	2886	8,000,000.00	---		8,000,000.00	---

DEPARTMENT OF REVENUE**Legal Services**

Revenue Fund (0132)							
LEGAL SERV E&E	04.005	1741	70,000.00	41,347.20		---	28,652.80

Customer Services - MVDL

Revenue Fund (0132)							
CS MV-DL-CAB PS	04.005	1712	187,239.00	15,767.95		---	171,471.05
CS MV-DL-CAB E&E	04.005	1713	129,816.00	40,440.99		---	89,375.01

Customer Services - Taxation

Revenue Fund (0132)							
CUST SERV TAX PS	04.005	1697	47,844.00	23,232.49		---	24,611.51
CUST SERV TAX E&E-0132	04.005	1698	5,970,006.00	3,457,028.45		---	2,512,977.55

DEPARTMENT OF SOCIAL SERVICES

Third Party Liability Collections Fund (0120)							
SOCIAL SERVICES LEASING	13.100	2389	1,633.00	1,000.20		---	632.80
SOCIAL SRVS STATE OWNED	13.100	2654	27,605.00	27,604.98		---	0.02
Family Support and Children's Divisions Donations Fund (0167)							
FED GRANTS & DONATIONS	11.010	9946	23,999.00	---		---	23,999.00
Temporary Assistance for Needy Families Fund (0199)							
SOCIAL SRVS STATE OWNED	13.100	2656	406,446.00	406,443.00		---	3.00
Social Services and Other Sources Fund (0610)							
SOCIAL SERVICES LEASING	13.100	1435	6,813,239.00	6,541,301.11		---	271,937.89
DSS FMDC FUEL&UTILITIES	11.007	3303	664,474.00	531,334.86		---	133,139.14
FED GRANTS & DONATIONS	11.010	9942	11,979,960.00	5,510,728.68		---	6,469,231.32

Office of the Director

Social Services and Other Sources Fund (0610)							
OFFICE OF DIRECTOR PS	11.005	2956	12,445.00	12,439.91		---	5.09
HUMAN RESOURCE CENTER PS	11.020	2996	190,145.00	151,498.12		---	38,646.88
HUMAN RESOURCE CENTER E&E	11.020	2997	36,985.00	36,110.00		---	875.00
OFFICE OF DIRECTOR E&E	11.005	3065	1,429.00	845.93		---	583.07
FIELD & LINE TRAINING	11.025	6794	131,840.00	111,537.49		---	20,302.51

**STATE OF MISSOURI
SUMMARY OF APPROPRIATION ACTIVITY
GENERAL FUND - FEDERAL FUNDS
FOR THE APPROPRIATION YEAR 2007**

	H.B. No.	Appr. No.	Appropriations	Expenditures and Transfers Out	Reappropriations to 2008	Lapse of Appropriations
<u>Division of Budget and Finance</u>						
Pharmacy Rebates Fund (0114)						
RECPT & DISBRSMT REFUNDS	11.045	6932	25,000.00	2,574.34	---	22,425.66
Third Party Liability Collections Fund (0120)						
RECPT & DISBRSMT REFUNDS	11.045	6930	279,400.00	279,391.20	---	8.80
Title XIX Fund (0163)						
RECPT & DISBRSMT REFUNDS	11.045	6929	3,133,100.00	3,133,086.59	---	13.41
Federal and Other Fund (0189)						
RECPT & DISBRSMT REFUNDS	11.045	6348	78,000.00	77,299.39	---	700.61
Temporary Assistance for Needy Families Fund (0199)						
RECPT & DISBRSMT REFUNDS	11.045	6927	25,000.00	869.71	---	24,130.29
Social Services and Other Sources Fund (0610)						
BUDGET & FINANCE PS	11.035	2958	915,932.00	697,686.82	---	218,245.18
BUDGET & FINANCE E&E	11.035	2959	134,386.00	39,364.26	---	95,021.74
REVENUE MAXIMATION E&E	11.040	6169	1,000,000.00	32,760.00	---	967,240.00
RECPT & DISBRSMT REFUNDS	11.045	6926	275,000.00	263,024.64	---	11,975.36
<u>Division of General Services</u>						
Social Services and Other Sources Fund (0610)						
GENERAL SERVICES PS	11.055	2962	262,488.00	216,189.89	---	46,298.11
GENERAL SERVICES E&E	11.055	2963	65,913.00	55,494.28	---	10,418.72
DGS MAINTENANCE & REPAIR	11.015	2999	10,138.00	10,138.00	---	---
<u>Division of Legal Services</u>						
Third Party Liability Collections Fund (0120)						
LEGAL SERVICES PS	11.060	1009	521,063.00	484,001.05	---	37,061.95
LEGAL SERVICES E&E	11.060	1011	115,339.00	102,873.30	---	12,465.70
Social Services and Other Sources Fund (0610)						
LEGAL SERVICES PS	11.060	2964	2,961,959.00	2,843,534.56	---	118,424.44
LEGAL SERVICES E&E	11.060	2965	680,184.00	472,965.90	---	207,218.10
<u>Family Support Division</u>						
Third Party Liability Collections Fund (0120)						
FAMILY SUPPORT ADMIN E&E	11.065	6277	134,577.00	---	---	134,577.00
Family Support and Children's Divisions Donations Fund (0167)						
SVS FOR VISUALLY IMPAIRED	11.170	4854	99,995.00	---	---	99,995.00
POLK COUNTY TRUST	11.085	8462	10,000.00	9,442.97	---	557.03

Temporary Assistance for Needy Families

Fund (0199)

TEMPORARY ASSISTANCE	11.105	3597	121,064,744.00	104,879,503.73	---	16,185,240.27
FAMIS	11.090	4040	1,084,032.00	1,084,032.00	---	---
COMMUNITY PARTNERSHIP	11.095	5652	4,081,624.00	4,002,864.61	---	78,759.39
FAMILY SUPPORT ADMIN PS	11.065	6271	610,464.00	602,522.72	---	7,941.28
FAMILY SUPPORT ADMIN E&E	11.065	6272	1,906,084.00	1,869,998.12	---	36,085.88
IM FIELD STAFF/OPS PS	11.070	6282	18,699,166.00	18,698,456.22	---	709.78
IM FIELD STAFF/OPS E&E	11.070	6283	2,202,783.00	2,187,351.00	---	15,432.00

Social Services and Other Sources Fund (0610)

FOOD DISTRIBUTION PRGM	11.150	0179	1,175,585.00	1,052,351.68	---	123,233.32
PRIVATIZATION COLLECTIONS	11.180	0749	990,000.00	437,735.56	---	552,264.44
YOUTH MENTORING	11.095	0800	100,000.00	100,000.00	---	---
MULTI COUNTY SERVICE CTRS	11.185	1411	1,270,000.00	1,270,000.00	---	---
SVS FOR VISUALLY IMPAIRED	11.170	1416	5,083,258.00	4,768,625.73	---	314,632.27
BLIND ADMIN PS	11.165	1462	2,926,933.00	2,885,080.10	---	41,852.90
BLIND ADMIN E&E	11.165	1466	743,274.00	705,584.02	---	37,689.98
REFUGEE ASSISTANCE	11.130	3159	3,808,853.00	2,621,054.12	---	1,187,798.88
COMMUNITY SVS BLOCK GRANT	11.135	4499	19,144,171.00	17,011,321.66	---	2,132,849.34
ENERGY ASSISTANCE	11.155	4860	55,810,081.00	55,151,969.81	---	658,111.19
EBT E&E	11.080	5257	3,683,518.00	3,631,855.90	---	51,662.10
COMMUNITY PARTNERSHIP	11.095	5653	3,402,175.00	3,337,482.86	---	64,692.14
MO MENTORING PARTNERSHIP	11.095	5824	778,143.00	741,356.23	---	36,786.77
CSE FIELD STAFF/OPS PS	11.175	6263	22,277,506.00	19,281,957.36	---	2,995,548.64
CSE FIELD STAFF/OPS E&E	11.175	6264	7,167,377.00	4,645,429.61	---	2,521,947.39
FAMILY SUPPORT ADMIN PS	11.065	6273	4,007,349.00	3,586,294.87	---	421,054.13
FAMILY SUPPORT ADMIN E&E	11.065	6274	4,082,727.00	3,432,380.48	---	650,346.52
IM FIELD STAFF/OPS PS	11.070	6285	41,542,710.00	38,960,417.12	---	2,582,292.88
IM FIELD STAFF/OPS E&E	11.070	6286	1,435,808.00	1,176,790.31	---	259,017.69
FAMILY SUP STAFF TRNG	11.075	6291	164,239.00	164,229.21	---	9.79
RECPT&DISBR OF SS1 PYMTS	11.120	6373	100,000.00	23,514.82	---	76,485.18
CSE COUNTY REIMBURSEMENT	11.190	7548	16,400,000.00	16,399,486.20	---	513.80
DISTRIBUTION PASS THROUGH	11.195	7549	34,000,000.00	33,094,572.30	---	905,427.70
FOOD STAMP TRAINING	11.100	7658	5,294,560.00	5,294,560.00	---	---
HOMELESS CHALLENGE GRANT	11.140	8180	500,000.00	471,849.70	---	28,150.30
EMERGENCY SHELTER GRANTS	11.145	8467	1,340,000.00	1,340,000.00	---	---
FAMIS	11.090	9326	2,704,373.00	2,704,373.00	---	---
DOMESTIC VIOLENCE	11.160	9818	1,687,653.00	1,622,496.91	---	65,156.09

Children's Division

Third Party Liability Collections Fund (0120)

CHILDREN'S ADMIN E&E	11.210	6300	163,323.00	---	---	163,323.00
----------------------	--------	------	------------	-----	-----	------------

Temporary Assistance for Needy Families

Fund (0199)

PURCHASE OF CHILD CARE	11.285	0180	3,271,331.00	3,271,331.00	---	---
CHILDREN'S TREATMENT SVS	11.230	1611	1,573,418.00	1,573,418.00	---	---
RESIDENTIAL TREATMENT SVS	11.235	1612	1,366,385.00	1,366,385.00	---	---

**STATE OF MISSOURI
SUMMARY OF APPROPRIATION ACTIVITY
GENERAL FUND - FEDERAL FUNDS
FOR THE APPROPRIATION YEAR 2007**

	H.B. No.	Appr. No.	Appropriations	Expenditures and Transfers Out	Reappropriations to 2008	Lapse of Appropriations
Social Services and Other Sources Fund (0610)						
RESIDENTIAL TREATMENT SVS	11.235	0034	45,129,782.00	45,129,782.00	---	---
CHILD ASSESSMENT CENTERS	11.260	0937	800,000.00	788,214.67	---	11,785.33
CASE MANAGEMENT CONTRACTS	11.240	1051	8,705,325.00	8,705,325.00	---	---
CHILDREN'S PROGRAM POOL	11.255	1736	9,273,261.00	5,411,540.47	---	3,861,720.53
IV-E AUTH JUVENILE COURT	11.270	1737	700,000.00	224,738.35	---	475,261.65
PURCHASE OF CHILD CARE	11.285	3593	103,316,891.00	82,681,627.65	---	20,635,263.35
PSYCHIATRIC DIVERSION	11.265	3604	9,691,373.00	8,553,900.59	---	1,137,472.41
FOSTER CARE	11.235	4858	11,210,517.00	6,209,481.09	---	5,001,035.91
ADOP/GUARDIANSHIP SUBSIDY	11.245	5702	21,691,189.00	21,688,396.14	---	2,792.86
CHILDREN'S ADMIN PS	11.210	6296	3,147,950.00	2,886,230.09	---	261,719.91
CHILDREN'S ADMIN E&E	11.210	6297	2,680,269.00	2,635,495.11	---	44,773.89
CHILD FIELD STAFF/OPS PS	11.215	6303	40,157,228.00	38,585,985.78	---	1,571,242.22
CHILD FIELD STAFF/OPS E&E	11.215	6304	4,382,173.00	4,300,437.29	---	81,735.71
CHILDREN'S STAFF TRNG	11.225	6308	384,041.00	384,041.00	---	---
CHILD ABUSE/NEGLECT GRANT	11.275	6375	188,316.00	52,510.38	---	135,805.62
TRANSITIONAL LIVING	11.250	6868	373,228.00	351,272.41	---	21,955.59
CHILD WELFARE ACCREDIT PS	11.220	6964	1,558,381.00	1,536,395.53	---	21,985.47
CHILD WELFARE ACCREDIT EE	11.220	6965	999,590.00	985,815.07	---	13,774.93
CHILDREN'S TREATMENT CPT	11.230	7069	1,130,000.00	350,806.57	---	779,193.43
INDEPENDENT LIVING	11.250	7560	3,000,000.00	1,830,951.94	---	1,169,048.06
CHILDREN'S TREATMENT SVS	11.230	9318	2,962,629.00	2,962,629.00	---	---
<u>Division of Youth Services</u>						
Social Services and Other Sources Fund (0610)						
ADMIN SERVICES PS	11.290	2966	552,149.00	546,419.82	---	5,729.18
ADMIN SERVICES E&E	11.290	2968	116,132.00	116,127.00	---	5.00
YOUTH TREATMENT PRGM PS	11.295	2969	6,507,586.00	6,507,558.99	---	27.01
YOUTH TREATMENT PRGM E&E	11.295	2970	6,929,061.00	6,926,742.43	---	2,318.57
DYS MAINTENANCE & REPAIR	11.015	3001	138,243.00	127,841.75	---	10,401.25
<u>Division of Medical Services</u>						
Pharmacy Rebates Fund (0114)						
MEDICAID SUPP POOL	11.585	0798	1.00	---	---	1.00
PHARMACY	11.450	1394	37,257,750.00	37,257,750.00	---	---
MEDICAL SVS ADMIN PS	11.400	2382	17,784.00	12,276.64	---	5,507.36
MEDICAL SVS ADMIN E&E	11.400	2383	5,110.00	1,960.00	---	3,150.00
CHILDREN'S HLTH INS PRGM	11.535	2870	225,430.00	---	---	225,430.00

Third Party Liability Collections Fund (0120)

MEDICAID SUPP POOL	11.585	0238	7,571,156.00	7,166,011.42	---	405,144.58
MEDICAL SVS ADMIN PS	11.400	1387	333,410.00	294,561.45	---	38,848.55
MEDICAL SVS ADMIN E&E	11.400	1388	495,188.00	476,429.34	---	18,758.66
TPL CONTRACTS	11.435	1393	3,000,000.00	644,438.38	---	2,355,561.62
PHARMACY PROGRAM MGMT	11.420	6904	924,911.00	915,910.37	---	9,000.63
NURSING FACILITIES	11.485	6953	2,592,981.00	2,592,981.00	---	---
PHARMACY	11.450	6995	5,271,334.00	---	---	5,271,334.00
PHYSICIANS	11.470	6996	1,906,107.00	1,906,107.00	---	---
HOSPITAL CARE	11.510	6997	1,062,735.00	1,062,735.00	---	---

Title XIX Fund (0163)

HLTH CARE ACCESS UNINSURD	11.530	0236	1.00	---	---	1.00
MANAGED CARE	11.495	1784	567,439,782.00	473,254,463.55	---	94,185,318.45
HOME HEALTH-PACE	11.485	1798	7,360,331.00	6,689,406.55	---	670,924.45
PHARMACY	11.450	2526	415,079,815.00	329,734,278.50	---	85,345,536.50
HEALTH CARE ACCESS	11.530	2530	1,696,516.00	1,692,127.91	---	4,388.09
CHILDREN'S HLTH INS PRGM	11.535	2867	102,954,275.00	81,265,600.49	---	21,688,674.51
WHEELCHAIR BATTERIES&ACC	11.490	3056	3,475,634.00	3,475,634.00	---	---
NEMT-OTHER DEPARTMENTS	11.490	3453	5,650,444.00	4,362,701.96	---	1,287,742.04
NON-EMERGENCY TRANSPORT	11.490	5929	18,792,519.00	16,646,028.72	---	2,146,490.28
DESE SERVICES	11.575	6226	33,299,954.00	31,227,709.02	---	2,072,244.98
HOSPITAL CARE	11.510	6471	396,188,004.00	394,412,004.00	---	1,776,000.00
NURSING FACILITIES	11.485	6473	313,109,043.00	293,416,832.93	---	19,692,210.07
TIER 1 SFTY NET HOSPITALS	11.515	6660	23,000,000.00	5,132,381.18	---	17,867,618.82
MONITORING PROGRAM	11.510	6739	200,000.00	200,000.00	---	---
TRAUMA CENTERS	11.510	6743	37,648,850.00	37,648,816.00	---	34.00
PAGER PILOT	11.510	6745	215,000.00	181,454.00	---	33,546.00
PHARMACY MED D-CLAWBACK	11.450	7239	310,473,609.00	---	---	310,473,609.00
PHYSICIANS	11.470	8197	265,563,309.00	264,529,689.78	---	1,033,619.22
DENTAL	11.475	8199	5,784,920.00	5,664,920.00	---	120,000.00
PREMIUM PAYMENTS	11.480	8201	90,726,492.00	85,114,287.08	---	5,612,204.92
REHAB & SPECIALTY SVS	11.490	8205	82,726,360.00	82,222,360.00	---	504,000.00
MEDICAID SUPP POOL	11.585	9331	24,107,486.00	23,435,416.91	---	672,069.09
UNCOMPENSATED CARE	11.540	9832	25,000,000.00	20,150,741.00	---	4,849,259.00

Social Services and Other Sources Fund (0610)

MEDICAL SVS ADMIN E&E	11.400	0215	3,398,427.00	3,035,396.13	---	363,030.87
WOMEN & MINORITY OUTREACH	11.425	1391	568,625.00	544,698.52	---	23,926.48
TPL CONTRACTS	11.435	1392	3,000,000.00	644,438.36	---	2,355,561.64
INFORMATION SYSTEMS	11.440	1439	20,076,039.00	18,155,798.38	---	1,920,240.62
HEALTHCARE TECHNOLOGY	11.415	2911	4,600,000.00	1,886,273.37	---	2,713,726.63
MC+ ENROLLMENT	11.445	3716	1,910,113.00	1,174,173.99	---	735,939.01
MEDICAID REVENUE UNIT PS	11.430	5048	86,736.00	58,586.11	---	28,149.89
MEDICAID REVENUE UNIT E&E	11.430	5049	8,114.00	1,284.27	---	6,829.73
MEDICAL SVS ADMIN PS	11.400	6378	5,207,620.00	4,902,657.08	---	304,962.92
PHARMACY PROGRAM MGMT	11.420	6767	3,602,788.00	3,538,643.00	---	64,145.00

**STATE OF MISSOURI
SUMMARY OF APPROPRIATION ACTIVITY
GENERAL FUND - FEDERAL FUNDS
FOR THE APPROPRIATION YEAR 2007**

	H.B. No.	Appr. No.	Appropriations	Expenditures and Transfers Out	Reappropriations to 2008	Lapse of Appropriations
<u>DEPARTMENT OF CORRECTIONS</u>						
Corrections Fund (0130)						
OVERTIME-FED	09.075	7258	1.00	---	---	1.00
FEDERAL PROGRAMS PS	09.010	8102	2,780,321.00	1,939,182.22	---	841,138.78
FEDERAL PROGRAMS EE	09.010	8103	5,356,718.00	2,765,731.66	---	2,590,986.34
<u>Division of Human Services</u>						
Corrections Fund (0130)						
FOOD PURCHASES	09.040	4287	450,000.00	449,931.66	---	68.34
<u>Division of Offender Rehabilitative Services</u>						
Corrections Fund (0130)						
MEDICAL SERVICES E&E	09.210	2779	1.00	---	---	1.00
<u>Division of Adult Institutions</u>						
Corrections Fund (0130)						
DOC STATEWIDE FEDERAL	19.105	1077	1,202,053.00	232,533.76	969,519.00	0.24
NECC NEW JUVENILE UNIT	15.215	6440	2,480,288.00	824,485.73	1,655,802.00	0.27
<u>Division of Probation and Parole</u>						
Corrections Fund (0130)						
COMM SUPERVISION CTRS	15.210	6437	19,523,046.76	3,174,086.27	16,348,960.00	0.49
Subtotals			6,544,137,635.32	5,251,384,811.38	188,413,431.00	1,104,339,392.94
Appropriated Transfers Out To:						
Student Grant Fund (0839)	03.040	T012	1,000,000.00	592,521.00	---	407,479.00
State Highways and Transportation						
Department Fund (0644)	04.235	T019	65,000.00	65,000.00	---	---
General Revenue Fund (0101)	10.055	T047	2,700,000.00	904,959.00	---	1,795,041.00
General Revenue Fund (0101)	05.540	T284	2,593,004.00	552,659.41	---	2,040,344.59
General Revenue Fund (0101)	05.540	T285	5,199.00	140.56	---	5,058.44
Social Security Contributions Fund (0702)	05.450	T292	28,869,131.00	23,820,372.80	---	5,048,758.20
Social Security Contributions Fund (0702)	05.450	T293	84,939.00	70,014.52	---	14,924.48
State Retirement Contributions Fund (0701)	05.465	T296	51,486,211.00	43,008,706.20	---	8,477,504.80
State Retirement Contributions Fund (0701)	05.465	T297	152,946.00	128,214.61	---	24,731.39
Missouri State Employees' Deferred						
Compensation Incentive Plan						
Administration Fund (0706)	05.480	T299	2,285,143.00	2,039,720.28	---	245,422.72

Missouri State Employees' Deferred Compensation Incentive Plan Administration Fund (0706)	05.480	T300	6,685.00	5,450.10	---	1,234.90
Missouri Consolidated Health Care Plan Benefit Fund (0765)	05.505	T303	79,951,476.00	74,104,525.86	---	5,846,950.14
Missouri Consolidated Health Care Plan Benefit Fund (0765)	05.505	T304	226,678.00	212,037.53	---	14,640.47
Economic Development Administrative Fund (0547)	07.010	T344	693,873.00	693,872.16	---	0.84
Missouri Office of Prosecution Services Revolving Fund (0844)	12.215	T465	100,000.00	---	---	100,000.00
Labor and Industrial Relations Administrative Fund (0122)	07.805	T471	8,697,474.00	5,496,870.00	---	3,200,604.00
Missouri Assistive Technology Fund (0781)	02.290	T480	500,000.00	250,000.00	---	250,000.00
Job Development and Training Fund (0155)	11.200	T490	1,971,614.00	1,971,612.00	---	2.00
Guard at Home Fund (0995)	07.132	T517	350,000.00	---	---	350,000.00
General Revenue Fund (0101)	05.300	T541	19,712.00	19,711.63	---	0.37
OA Information Technology Fund (0165)	05.305	T542	4,014,165.00	4,014,158.19	---	6.81
General Revenue Fund (0101)	10.062	T563	3,230,000.00	3,102,342.00	---	127,658.00
Budget Reserve (0100)	05.285	T567	6,801,826.00	6,801,825.63	---	0.37
Budget Reserve (0100)	05.290	T568	3,873.00	3,869.99	---	3.01
General Revenue Fund (0101)	05.330	T652	1,472,365.00	1,472,365.00	---	---
General Revenue Fund (0101)	05.330	T653	176,134.00	176,134.00	---	---
General Revenue Fund (0101)	05.330	T657	977.00	977.00	---	---
General Revenue Fund (0101)	10.060	T906	42,364,701.00	42,364,701.00	---	---
Subtotals			<u>239,823,126.00</u>	<u>211,872,760.47</u>	<u>---</u>	<u>27,950,365.53</u>
Totals			<u>\$ 6,783,960,761.32</u>	<u>\$ 5,463,257,571.85</u>	<u>\$ 188,413,431.00</u>	<u>\$ 1,132,289,758.47</u>

**STATE OF MISSOURI
SUMMARY OF APPROPRIATION ACTIVITY
SPECIAL REVENUE FUNDS
FOR THE APPROPRIATION YEAR 2007**

	H.B. No.	Appr. No.	Appropriations	Expenditures and Transfers Out	Reappropriations to 2008	Lapse of Appropriations
<u>LEGISLATURE</u>						
<u>Committee on Legislative Research</u>						
Statutory Revision Fund (0546)						
LEG RES-PUBLISH STATUTES	12.520	3035	\$ 108,567.00	\$ 108,187.03	\$ ---	\$ 379.97
<u>JUDICIARY</u>						
Judiciary Education and Training Fund (0847)						
JUDICIARY LEASING	13.140	6085	121,582.00	118,422.35	---	3,159.65
<u>Judicial Proceedings and Review</u>						
Basic Civil Legal Services Fund (0757)						
BASIC LEGAL SERVICES PS	12.300	7273	48,984.00	17,352.17	---	31,631.83
BASIC LEGAL SERVICES E&E	12.300	7274	10,266.00	---	---	10,266.00
BASIC LEGAL SERVICES	12.300	7518	3,235,815.00	3,187,906.04	---	47,908.96
<u>Office of State Courts Administrator</u>						
Statewide Court Automation Fund (0270)						
COURT AUTOMATION PS	12.315	0735	1,471,413.00	1,449,572.66	---	21,840.34
COURT AUTOMATION E&E	12.315	3137	3,835,181.00	3,323,377.68	---	511,803.32
Crime Victims' Compensation Fund (0681)						
ICM SUPPORT E&E	12.305	7087	887,200.00	887,141.21	---	58.79
Basic Civil Legal Services Fund (0757)						
BASIC LEGAL SERV CIP-PS	12.310	6845	29,166.00	25,603.00	---	3,563.00
BASIC LEGAL SERV CIP-EE	12.310	6846	300.00	300.00	---	---
State Court Administration Revolving Fund (0831)						
STATE COURTS ADMIN E&E	12.305	3031	30,000.00	26,760.32	---	3,239.68
Judiciary Education and Training Fund (0847)						
JUDICIAL TRNG & ED PS	12.325	4186	582,975.00	488,893.61	---	94,081.39
JUDICIAL TRNG & ED E&E	12.325	4187	1,033,445.00	742,399.11	---	291,045.89
<u>Circuit Courts</u>						
Missouri CASA Fund (0590)						
CASA PROGRAMS	12.350	5196	100,000.00	83,437.22	---	16,562.78
State Court Administration Revolving Fund (0831)						
CIRCUIT PERSONNEL E&E	12.345	6239	200,000.00	109,671.15	---	90,328.85
Domestic Relations Resolution Fund (0852)						
DOMESTIC RELATIONS	12.350	4618	300,000.00	95,139.28	---	204,860.72
CIRCUIT PERSONNEL PS	12.345	6065	74,406.00	11,209.00	---	63,197.00
CIRCUIT PERSONNEL E&E	12.345	6066	20,856.00	148.70	---	20,707.30

Drug Court Coord Commission

Drug Court Resources Fund (0733)

DRUG COURTS E&E	12.360	5197	5,178,909.00	5,037,496.89	---	141,412.11
DRUG COURTS PS	12.360	5902	224,759.00	122,946.50	---	101,812.50

Legal Defense and Defender

Legal Defense and Defender Fund (0670)

PUBLIC DEFENDER COMM PS	12.400	0951	122,073.00	56,897.46	---	65,175.54
PUBLIC DEFENDER COMM	12.400	7673	2,850,756.00	2,174,523.64	---	676,232.36

EXECUTIVE**Secretary of State**Secretary of State's Technology Trust Fund
Account Fund (0266)

SEC OF STATE STATE OWNED	13.120	2793	8,554.00	8,554.00	---	---
Local Records Preservation Fund (0577)						
SEC OF STATE STATE OWNED	13.120	2794	64,634.00	64,633.96	---	0.04
Investor Education and Protection Fund (0829)						
SEC OF STATE STATE OWNED	13.120	2795	19,010.00	19,010.00	---	---

Record Services

Local Records Preservation Fund (0577)

SEC OF STATE PS	12.030	9491	953,431.00	883,622.44	---	69,808.56
SEC OF STATE E&E	12.030	9492	513,649.00	404,459.00	---	109,190.00
LOCAL RECORDS GRANTS	12.100	9835	400,000.00	282,058.01	---	117,941.99
Missouri State Archives - St. Louis Trust Fund (0770)						
DOCUMENT PRESERVATION	12.105	0781	12,000,000.00	---	---	12,000,000.00
State Document Preservation Fund (0836)						
DOCUMENT PRESERVATION E&E	12.105	3994	189,260.00	304.00	---	188,956.00
DOCUMENT PRESERVATION PS	12.105	5171	172,598.00	8,302.43	---	164,295.57

Securities

Investors Restitution Fund (0741)

INVESTORS' RESTITUTION	12.050	5925	220,000.00	218,508.56	---	1,491.44
Investor Education and Protection Fund (0829)						
SEC OF STATE PS	12.030	5532	377,324.00	369,172.33	---	8,151.67
SEC OF STATE E&E	12.030	5533	210,364.00	180,065.01	---	30,298.99

Information Technology ServicesSecretary of State's Technology Trust Fund
Account Fund (0266)

SEC OF STATE PS	12.030	2221	250,000.00	153,012.50	---	96,987.50
SEC OF STATE E&E	12.030	2222	2,756,637.00	2,427,274.61	---	329,362.39

**STATE OF MISSOURI
SUMMARY OF APPROPRIATION ACTIVITY
SPECIAL REVENUE FUNDS
FOR THE APPROPRIATION YEAR 2007**

	H.B. No.	Appr. No.	Appropriations	Expenditures and Transfers Out	Reappropriations to 2008	Lapse of Appropriations
<u>Library Services</u>						
Library Networking Fund (0822) LIBRARY NETWORKING FUND	12.130	4200	1,000,001.00	705,886.65	---	294,114.35
<u>Wolfner Library</u>						
Wolfner State Library Fund (0928) SEC OF STATE E&E	12.030	4195	14,500.00	2,167.75	---	12,332.25
<u>State Auditor</u>						
Conservation Commission Fund (0609) STATE AUDITOR PS	12.140	2209	40,569.00	40,564.91	---	4.09
STATE AUDITOR E&E	12.140	2211	2,611.00	2,610.39	---	0.61
Parks Sales Tax Fund (0613) STATE AUDITOR PS	12.140	0059	20,262.00	20,256.03	---	5.97
Soil and Water Sales Tax Fund (0614) STATE AUDITOR PS	12.140	0060	19,538.00	19,532.93	---	5.07
Petition Audit Revolving Trust Fund (0648) STATE AUDITOR PS	12.140	8486	766,080.00	138,369.31	---	627,710.69
STATE AUDITOR E&E	12.140	8487	31,616.00	15,982.14	---	15,633.86
<u>State Treasurer</u>						
Treasurer's Information Fund (0255) TREASURER'S INFO FUND	12.145	0747	8,000.00	2,454.21	---	5,545.79
Workers' Compensation - Second Injury Fund (0653) STATE TREASURER PS	12.145	4009	39,390.00	39,389.97	---	0.03
STATE TREASURER E&E	12.145	4010	3,280.00	3,280.00	---	---
<u>Attorney General</u>						
Gaming Commission Fund (0286) ATTORNEY GENERAL PS	12.195	2314	118,009.00	118,006.41	---	2.59
ATTORNEY GENERAL ST OWNED	13.130	2674	3,012.00	3,012.00	---	---
ATTORNEY GENERAL E&E	12.195	3333	15,747.00	15,747.00	---	---
Natural Resources Protection - Water Pollution Permit Fee Subaccount Fund (0568) ATTORNEY GENERAL PS	12.195	1521	34,511.00	34,511.00	---	---
ATTORNEY GENERAL E&E	12.195	1522	4,715.00	4,715.00	---	---

Solid Waste Management Fund (0570)							
ATTORNEY GENERAL PS	12.195	1523	34,511.00	34,511.00	---	---	
ATTORNEY GENERAL E&E	12.195	1524	5,215.00	5,215.00	---	---	
Motor Vehicle Commission Fund (0588)							
ATTORNEY GENERAL PS	12.195	9618	47,276.00	47,269.52	---	---	6.48
Health Spa Regulatory Fund (0589)							
ATTORNEY GENERAL E&E	12.195	0806	5,000.00	5,000.00	---	---	
Natural Resources Protection - Air Pollution Permit Fee Subaccount Fund (0594)							
ATTORNEY GENERAL PS	12.195	1525	34,486.00	34,486.00	---	---	
ATTORNEY GENERAL E&E	12.195	1526	4,715.00	4,715.00	---	---	
Soil and Water Sales Tax Fund (0614)							
ATTORNEY GENERAL PS	12.195	1527	11,497.00	11,497.00	---	---	
ATTORNEY GENERAL E&E	12.195	1528	2,267.00	2,267.00	---	---	
Merchandising Practices Revolving Fund (0631)							
ATTORNEY GENERAL PS	12.195	1529	692,560.00	692,559.35	---	---	0.65
ATTORNEY GENERAL E&E	12.195	2315	1,834,165.00	905,137.81	---	---	929,027.19
ATTORNEY GENERAL ST OWNED	13.130	2675	12,273.00	12,227.14	---	---	45.86
ATTORNEY GENERAL	13.130	3187	211,506.00	211,506.00	---	---	
Workers' Compensation Fund (0652)							
ATTORNEY GENERAL PS	12.195	2316	349,782.00	349,782.00	---	---	
ATTORNEY GENERAL ST OWNED	13.130	2677	10,738.00	10,738.00	---	---	
ATTORNEY GENERAL	13.130	3188	200,271.00	179,768.90	---	---	20,502.10
ATTORNEY GENERAL E&E	12.195	7588	103,162.00	27,248.09	---	---	75,913.91
Workers' Compensation - Second Injury Fund (0653)							
ATTORNEY GENERAL ST OWNED	13.130	2680	56,879.00	56,871.30	---	---	7.70
ATTORNEY GENERAL	13.130	3189	199,233.00	175,397.43	---	---	23,835.57
ATTORNEY GENERAL PS	12.195	4011	1,781,440.00	1,781,439.50	---	---	0.50
ATTORNEY GENERAL E&E	12.195	4012	958,681.00	940,680.34	---	---	18,000.66
Hazardous Waste Fund (0676)							
ATTORNEY GENERAL PS	12.195	1556	267,320.00	267,320.00	---	---	
ATTORNEY GENERAL E&E	12.195	1557	14,880.00	14,880.00	---	---	
ATTORNEY GENERAL ST OWNED	13.130	3670	6,907.00	6,907.00	---	---	
Safe Drinking Water Fund (0679)							
ATTORNEY GENERAL PS	12.195	1558	11,522.00	11,522.00	---	---	
ATTORNEY GENERAL E&E	12.195	1559	2,265.00	2,265.00	---	---	
Missouri Office of Prosecution Services Fund (0680)							
ATTORNEY GENERAL	13.130	2022	29,742.00	27,427.68	---	---	2,314.32
Hazardous Waste Remedial Fund (0690)							
ATTORNEY GENERAL ST OWNED	13.130	2694	2,631.00	2,384.52	---	---	246.48
Attorney General Trust Fund (0794)							
ATTY GENERAL TRUST E&E	12.220	7053	755,001.00	754,120.81	---	---	880.19

**STATE OF MISSOURI
SUMMARY OF APPROPRIATION ACTIVITY
SPECIAL REVENUE FUNDS
FOR THE APPROPRIATION YEAR 2007**

	H.B. No.	Appr. No.	Appropriations	Expenditures and Transfers Out	Reappropriations to 2008	Lapse of Appropriations
Inmate Incarceration Reimbursement Act Revolving Fund (0828)						
ATTORNEY GENERAL E&E	12.195	4183	17,411.00	17,411.00	---	---
ATTORNEY GENERAL PS	12.195	4204	59,142.00	59,142.00	---	---
Mined Land Reclamation Fund (0906)						
ATTORNEY GENERAL PS	12.195	1560	11,497.00	11,497.00	---	---
ATTORNEY GENERAL E&E	12.195	1561	2,262.00	2,262.00	---	---
<u>Missouri Office of Prosecution Services</u>						
Missouri Office of Prosecution Services Fund (0680)						
OFFICE OF PROS SVS PS	12.210	7337	273,367.00	184,724.97	---	88,642.03
OFFICE OF PROS SVS E&E	12.210	7338	1,211,310.00	762,912.18	---	448,397.82
Missouri Office of Prosecution Services Revolving Fund (0844)						
OFFICE OF PROS SVS E&E	12.210	4106	150,000.00	98,074.99	---	51,925.01
<u>OFFICE OF ADMINISTRATION</u>						
Department Fund (0644)						
CONTINGENCY SHORTFALLS-0644	13.145	4330	22,152.00	20,737.92	---	1,414.08
Children's Trust Fund (0694)						
OA STATE OWNED	13.025	2623	11,888.00	11,888.00	---	---
Missouri State Penitentiary Redevelopment Commission Fund (0768)						
M&R MSP REDEVELOPMENT	18.035	0713	1.00	---	---	1.00
<u>Division of Accounting</u>						
Missouri Arts Council Trust Fund (0262)						
UNEMPLOYMENT BENEFITS	05.495	0789	4,552.00	---	---	4,552.00
Missouri Air Emission Reduction Fund (0267)						
UNEMPLOYMENT BENEFITS	05.495	7429	2,619.00	2,619.00	---	---
Nursing Facility Quality of Care Fund (0271)						
UNEMPLOYMENT BENEFITS	05.495	6341	1,821.00	588.10	---	1,232.90
Division of Tourism Supplemental Revenue Fund (0274)						
UNEMPLOYMENT BENEFITS	05.495	6971	3,804.00	124.44	---	3,679.56

Health Initiatives Fund (0275)							
UNEMPLOYMENT BENEFITS	05.495	5990	334.00	10.21	---	323.79	
TEACHER RETIREMENT CONTR	05.475	6105	5,000.00	32.30	---	4,967.70	
Gaming Commission Fund (0286)							
UNEMPLOYMENT BENEFITS	05.495	6671	6,304.00	2,431.07	---	3,872.93	
Missouri Public Health Services Fund (0298)							
UNEMPLOYMENT BENEFITS	05.495	2310	1,100.00	450.16	---	649.84	
Commodity Council Merchandising Fund (0406)							
UNEMPLOYMENT BENEFITS	05.495	7029	2.00	---	---	2.00	
Division of Credit Unions Fund (0548)							
UNEMPLOYMENT BENEFITS	05.495	6001	11,400.00	7,362.45	---	4,037.55	
Division of Finance Fund (0550)							
UNEMPLOYMENT BENEFITS	05.495	7078	7,903.00	---	---	7,903.00	
Insurance Examiners Fund (0552)							
UNEMPLOYMENT BENEFITS	05.495	6674	2,802.00	1,153.63	---	1,648.37	
Insurance Dedicated Fund (0566)							
UNEMPLOYMENT BENEFITS	05.495	6002	16,242.00	10,735.04	---	5,506.96	
Natural Resources Protection - Water Pollution Permit Fee Subaccount Fund (0568)							
UNEMPLOYMENT BENEFITS	05.495	6797	9,485.00	1,745.66	---	7,739.34	
Natural Resources Protection - Air Pollution Asbestos Fee Subaccount Fund (0584)							
UNEMPLOYMENT BENEFITS	05.495	7431	540.00	---	---	540.00	
Natural Resources Protection - Air Pollution Permit Fee Subaccount Fund (0594)							
UNEMPLOYMENT BENEFITS	05.495	6154	11,593.00	3,580.20	---	8,012.80	
Public Service Commission Fund (0607)							
UNEMPLOYMENT BENEFITS	05.495	6343	11,620.00	4,347.76	---	7,272.24	
Conservation Commission Fund (0609)							
UNEMPLOYMENT BENEFITS	05.495	2240	186,454.00	124,851.79	---	61,602.21	
Parks Sales Tax Fund (0613)							
UNEMPLOYMENT BENEFITS	05.495	6237	162,419.00	152,558.25	---	9,860.75	
Soil and Water Sales Tax Fund (0614)							
UNEMPLOYMENT BENEFITS	05.495	6238	7,619.00	---	---	7,619.00	
State School Money Fund (0616)							
TEACHER RETIREMENT CONTR	05.475	3014	38,460.00	35,274.75	---	3,185.25	
Social Services Educational Improvement Fund (0620)							
TEACHER RETIREMENT CONTR	05.475	3440	27,100.00	731.48	---	26,368.52	
UNEMPLOYMENT BENEFITS	05.495	6003	21.00	---	---	21.00	
Board of Nursing Fund (0635)							
UNEMPLOYMENT BENEFITS	05.495	6799	1,722.00	1,215.72	---	506.28	
Missouri Real Estate Commission Fund (0638)							
UNEMPLOYMENT BENEFITS	05.495	0790	7,863.00	957.22	---	6,905.78	

**STATE OF MISSOURI
SUMMARY OF APPROPRIATION ACTIVITY
SPECIAL REVENUE FUNDS
FOR THE APPROPRIATION YEAR 2007**

	H.B. No.	Appr. No.	Appropriations	Expenditures and Transfers Out	Reappropriations to 2008	Lapse of Appropriations
Healthy Families Trust Fund-Tobacco Prevention, Education and Cessation Account Fund (0643)						
UNEMPLOYMENT BENEFITS	05.495	6897	168.00	---	---	168.00
State Highways and Transportation Department Fund (0644)						
MODOT/HWY PATROL UNEMPLOY	05.500	6365	170,000.00	62,428.14	---	107,571.86
Grain Inspection Fees Fund (0647)						
UNEMPLOYMENT BENEFITS	05.495	6004	10,627.00	7,537.34	---	3,089.66
Workers' Compensation Fund (0652)						
UNEMPLOYMENT BENEFITS	05.495	6005	22,449.00	14,372.34	---	8,076.66
Workers' Compensation - Second Injury Fund (0653)						
UNEMPLOYMENT BENEFITS	05.495	6346	5,004.00	---	---	5,004.00
Petroleum Inspection Fund (0662)						
UNEMPLOYMENT BENEFITS	05.495	3763	10,000.00	3,517.68	---	6,482.32
Hazardous Waste Fund (0676)						
UNEMPLOYMENT BENEFITS	05.495	6151	3.00	---	---	3.00
Safe Drinking Water Fund (0679)						
UNEMPLOYMENT BENEFITS	05.495	7080	10,097.00	148.09	---	9,948.91
Crime Victims' Compensation Fund (0681)						
UNEMPLOYMENT BENEFITS	05.495	7513	391.00	---	---	391.00
Hazardous Waste Remedial Fund (0690)						
UNEMPLOYMENT BENEFITS	05.495	6153	3.00	---	---	3.00
Missouri Air Pollution Control Fund (0691)						
UNEMPLOYMENT BENEFITS	05.495	2898	81.00	81.00	---	---
Children's Trust Fund (0694)						
UNEMPLOYMENT BENEFITS	05.495	7514	146.00	---	---	146.00
Missouri Senior Rx Fund (0734)						
UNEMPLOYMENT BENEFITS	05.495	6972	6,109.00	57.66	---	6,051.34
Cosmetology and Barber Exam Fund (0785)						
UNEMPLOYMENT BENEFITS	05.495	4266	8,310.00	2,310.00	---	6,000.00
Early Childhood Development, Education and Care Fund (0859)						
UNEMPLOYMENT BENEFITS	05.495	4268	102.00	2.66	---	99.34
National Guard Trust Fund (0900)						
UNEMPLOYMENT BENEFITS	05.510	1157	6,000.00	1,999.71	---	4,000.29

Special Employment Security - Bond Proceeds Fund (0947)

BUFF ARB/FEES EXPENSES	05.220	7318	1.00	---	---	1.00
Special Employment Security Fund (0949)						
BUFF ARB/FEES EXPENSES	05.220	7516	1.00	---	---	1.00

Information Technology Services Division

Elevator Safety Fund (0257)						
DPS IT CONSOLIDATION E&E	05.035	1296	48,840.00	48,823.40	---	16.60
Missouri Arts Council Trust Fund (0262)						
DED IT CONSOLIDATION E&E	05.035	1297	21,340.00	6,791.47	---	14,548.53
Missouri Commission for the Deaf Board of Certification of Interpreters Fund (0264)						
DESE IT CONSOLIDATION E&E	05.035	1298	8,000.00	6,615.04	---	1,384.96
Missouri Air Emission Reduction Fund (0267)						
DNR IT CONSOLIDATION PS	05.035	1299	47,867.00	46,153.44	---	1,713.56
DNR IT CONSOLIDATION E&E	05.035	1300	26,721.00	13,880.44	---	12,840.56
Nursing Facility Quality of Care Fund (0271)						
DHSS IT CONSOLIDATION PS	05.035	1301	392,272.00	272,720.95	---	119,551.05
DHSS IT CONSOLIDATION E&E	05.035	1302	96,517.00	87,673.13	---	8,843.87
Division of Tourism Supplemental Revenue Fund (0274)						
DED IT CONSOLIDATION E&E	05.035	1303	51,488.00	35,682.10	---	15,805.90
Health Initiatives Fund (0275)						
DSS IT CONSOLIDATION PS	05.035	1306	5,178.00	4,989.35	---	188.65
DHSS IT CONSOLIDATION E&E	05.035	1308	2,219.00	2,069.53	---	149.47
DSS IT CONSOLIDATION EE	05.035	2227	67.00	65.00	---	2.00
Health Access Incentive Fund (0276)						
DHSS IT CONSOLIDATION E&E	05.035	1309	9,290.00	9,285.21	---	4.79
Lottery Proceeds Fund (0291)						
DESE IT CONSOLIDATION E&E	05.035	1313	110,880.00	107,553.38	---	3,326.62
Animal Health Laboratory Fee Fund (0292)						
MDA IT CONSOLIDATION PS	05.035	1314	5,081.00	5,038.56	---	42.44
MDA IT CONSOLIDATION E&E	05.035	1315	5,936.00	5,932.95	---	3.05
Mammography Fund (0293)						
DHSS IT CONSOLIDATION E&E	05.035	1327	4,640.00	2,800.37	---	1,839.63
Animal Care Reserve Fund (0295)						
MDA IT CONSOLIDATION PS	05.035	1331	6,611.00	6,606.56	---	4.44
MDA IT CONSOLIDATION E&E	05.035	1332	9,403.00	4,111.51	---	5,291.49
Elderly Home-Delivered Meals Trust Fund (0296)						
DOR IT CONSOLIDATION E&E	05.035	2912	10,800.00	10,800.00	---	---
Missouri Public Health Services Fund (0298)						
DHSS IT CONSOLIDATION E&E	05.035	1333	713,380.00	483,940.07	---	229,439.93
DHSS IT CONSOLIDATION PS	05.035	2234	123,876.00	69,925.13	---	53,950.87
Livestock Brands Fund (0299)						
MDA IT CONSOLIDATION PS	05.035	1334	218.00	---	---	218.00
MDA IT CONSOLIDATION E&E	05.035	1337	3,010.00	1,978.82	---	1,031.18

**STATE OF MISSOURI
SUMMARY OF APPROPRIATION ACTIVITY
SPECIAL REVENUE FUNDS
FOR THE APPROPRIATION YEAR 2007**

	H.B. No.	Appr. No.	Appropriations	Expenditures and Transfers Out	Reappropriations to 2008	Lapse of Appropriations
Commodity Council Merchandising Fund (0406)						
MDA IT CONSOLIDATION PS	05.035	1339	321.00	318.18	---	2.82
MDA IT CONSOLIDATION E&E	05.035	1340	781.00	321.16	---	459.84
Division of Credit Unions Fund (0548)						
DED IT CONSOLIDATION E&E	05.035	1372	6,610.00	5,129.34	---	1,480.66
Division of Finance Fund (0550)						
DED IT CONSOLIDATION PS	05.035	1375	43,593.00	40,794.50	---	2,798.50
DED IT CONSOLIDATION E&E	05.035	1376	99,543.00	80,235.92	---	19,307.08
Insurance Examiners Fund (0552)						
DOI IT CONSOLIDATION E&E	05.035	1378	156,628.00	92,059.37	---	64,568.63
Natural Resources Protection Fund (0555)						
DNR IT CONSOLIDATION E&E	05.035	1380	309.00	---	---	309.00
Deaf Relay Service and Equipment Distribution Program Fund (0559)						
DESE IT CONSOLIDATION E&E	05.035	2343	13,000.00	779.98	---	12,220.02
Professional and Practical Nursing Student Loan and Nurse Loan Repayment Fund (0565)						
DHSS IT CONSOLIDATION E&E	05.035	1381	5,600.00	4,838.37	---	761.63
Insurance Dedicated Fund (0566)						
DOI IT CONSOLIDATION PS	05.035	1383	465,644.00	441,987.48	---	23,656.52
DOI IT CONSOLIDATION E&E	05.035	1395	467,839.00	391,401.15	---	76,437.85
International Promotions Revolving Fund (0567)						
DED IT CONSOLIDATION E&E	05.035	1396	2,762.00	---	---	2,762.00
Natural Resources Protection - Water Pollution Permit Fee Subaccount Fund (0568)						
DNR IT CONSOLIDATION PS	05.035	1397	84,112.00	55,779.65	---	28,332.35
DNR IT CONSOLIDATION E&E	05.035	1398	321,318.00	218,829.89	---	102,488.11
Solid Waste Management Fund (0570)						
DNR IT CONSOLIDATION PS	05.035	1401	45,343.00	45,342.36	---	0.64
DNR IT CONSOLIDATION E&E	05.035	1404	58,108.00	54,636.53	---	3,471.47
Metallic Minerals Waste Management Fund (0575)						
DNR IT CONSOLIDATION PS	05.035	1405	6,849.00	2,628.74	---	4,220.26
DNR IT CONSOLIDATION E&E	05.035	1406	4,715.00	3,637.62	---	1,077.38
Livestock Sales and Markets Fees Fund (0581)						
MDA IT CONSOLIDATION PS	05.035	1408	368.00	351.70	---	16.30
MDA IT CONSOLIDATION E&E	05.035	1412	262.00	95.66	---	166.34

Natural Resources Protection - Air Pollution							
Asbestos Fee Subaccount Fund (0584)							
DNR IT CONSOLIDATION E&E	05.035	1426	12,286.00	3,852.45	---	8,433.55	
DNR IT CONSOLIDATION PS	05.035	2254	6,758.00	4,901.75	---	1,856.25	
Underground Storage Tank Regulation Program Fund (0586)							
DNR IT CONSOLIDATION PS	05.035	1444	37,366.00	31,706.68	---	5,659.32	
DNR IT CONSOLIDATION E&E	05.035	1445	3,921.00	1,430.71	---	2,490.29	
Chemical Emergency Preparedness Fund (0587)							
DPS IT CONSOLIDATION E&E	05.035	1447	11,500.00	8,390.75	---	3,109.25	
Motor Vehicle Commission Fund (0588)							
DOR IT CONSOLIDATION PS	05.035	2235	18,649.00	18,645.50	---	3.50	
DOR IT CONSOLIDATION E&E	05.035	2859	37,316.00	31,284.13	---	6,031.87	
Natural Resources Protection - Air Pollution Permit Fee Subaccount Fund (0594)							
DNR IT CONSOLIDATION PS	05.035	1448	119,957.00	117,641.13	---	2,315.87	
DNR IT CONSOLIDATION E&E	05.035	1449	146,775.00	119,181.29	---	27,593.71	
Missouri Job Development Fund (0600)							
DED IT CONSOLIDATION E&E	05.035	1451	7,000.00	---	---	7,000.00	
Conservation Commission Fund (0609)							
DOR IT CONSOLIDATION E&E	05.035	2917	32,686.00	32,686.00	---	---	
Parks Sales Tax Fund (0613)							
DNR IT CONSOLIDATION PS	05.035	1455	38,402.00	38,300.18	---	101.82	
DNR IT CONSOLIDATION E&E	05.035	1470	294,099.00	292,069.55	---	2,029.45	
Soil and Water Sales Tax Fund (0614)							
DNR IT CONSOLIDATION PS	05.035	1471	81,719.00	75,316.90	---	6,402.10	
DNR IT CONSOLIDATION E&E	05.035	1482	86,092.00	84,732.31	---	1,359.69	
Blind Pension Fund (0621)							
DSS IT CONSOLIDATION E&E	05.035	1487	29,591.00	29,591.00	---	---	
Livestock Dealer Law Enforcement and Administration Fund (0624)							
MDA IT CONSOLIDATION PS	05.035	1488	142.00	126.40	---	15.60	
MDA IT CONSOLIDATION E&E	05.035	1489	95.00	---	---	95.00	
Board of Accountancy Fund (0627)							
DED IT CONSOLIDATION E&E	05.035	1490	5,071.00	1,675.60	---	3,395.40	
Board of Barber Examiners Fund (0628)							
DED IT CONSOLIDATION E&E	05.035	1491	400.00	---	---	400.00	
Board of Podiatric Medicine Fund (0629)							
DED IT CONSOLIDATION E&E	05.035	1494	1,012.00	8.80	---	1,003.20	
Board of Chiropractic Examiners Fund (0630)							
DED IT CONSOLIDATION E&E	05.035	1495	1,485.00	394.79	---	1,090.21	
Board of Cosmetology Fund (0632)							
DED IT CONSOLIDATION E&E	05.035	1496	2,000.00	---	---	2,000.00	
Board of Embalmers and Funeral Directors Fund (0633)							
DED IT CONSOLIDATION E&E	05.035	1497	4,241.00	770.81	---	3,470.19	

**STATE OF MISSOURI
SUMMARY OF APPROPRIATION ACTIVITY
SPECIAL REVENUE FUNDS
FOR THE APPROPRIATION YEAR 2007**

	H.B. No.	Appr. No.	Appropriations	Expenditures and Transfers Out	Reappropriations to 2008	Lapse of Appropriations
Board of Registration for Healing Arts Fund (0634)						
DED IT CONSOLIDATION E&E	05.035	1498	9,645.00	2,863.57	---	6,781.43
Board of Nursing Fund (0635)						
DED IT CONSOLIDATION E&E	05.035	1499	5,864.00	5,123.90	---	740.10
Board of Optometry Fund (0636)						
DED IT CONSOLIDATION E&E	05.035	1500	561.00	390.67	---	170.33
Board of Pharmacy Fund (0637)						
DED IT CONSOLIDATION E&E	05.035	1501	5,590.00	1,606.73	---	3,983.27
Missouri Real Estate Commission Fund (0638)						
DED IT CONSOLIDATION E&E	05.035	1502	7,190.00	7,183.99	---	6.01
Veterinary Medical Board Fund (0639)						
DED IT CONSOLIDATION E&E	05.035	1503	1,517.00	427.37	---	1,089.63
State Highways and Transportation Department Fund (0644)						
DOR IT CONSOLIDATION PS	05.035	2237	812,318.00	782,108.98	---	30,209.02
DOR IT CONSOLIDATION E&E	05.035	2239	2,794,899.00	2,589,495.56	---	205,403.44
Milk Inspection Fees Fund (0645)						
MDA IT CONSOLIDATION PS	05.035	1504	1,396.00	1,376.64	---	19.36
MDA IT CONSOLIDATION E&E	05.035	1505	4,533.00	2,916.72	---	1,616.28
Health and Senior Services Document Services Fund (0646)						
DHSS IT CONSOLIDATION E&E	05.035	1507	108,356.00	98,237.80	---	10,118.20
Grain Inspection Fees Fund (0647)						
MDA IT CONSOLIDATION PS	05.035	1508	9,764.00	9,742.40	---	21.60
MDA IT CONSOLIDATION E&E	05.035	1509	10,260.00	6,659.49	---	3,600.51
Excellence in Education Fund (0651)						
DESE IT CONSOLIDATION E&E	05.035	1510	5,000.00	4,990.93	---	9.07
Workers' Compensation Fund (0652)						
DOLIR IT CONSOLIDATION EE	05.035	1511	322,906.00	260,004.66	---	62,901.34
DOLIR IT CONSOLIDATION PS	05.035	2334	318,017.00	305,402.13	---	12,614.87
Health - Donated Fund (0658)						
DHSS IT CONSOLIDATION PS	05.035	1513	100,887.00	34,550.82	---	66,336.18
DHSS IT CONSOLIDATION E&E	05.035	1516	20,543.00	5,699.61	---	14,843.39
Groundwater Protection Fund (0660)						
DNR IT CONSOLIDATION E&E	05.035	1517	12,836.00	9,993.49	---	2,842.51
Petroleum Inspection Fund (0662)						
MDA IT CONSOLIDATION PS	05.035	1519	78,700.00	78,684.21	---	15.79
MDA IT CONSOLIDATION E&E	05.035	1520	48,045.00	23,578.20	---	24,466.80

Energy Set-Aside Program Fund (0667)							
DNR IT CONSOLIDATION E&E	05.035	1534	12,399.00	4,263.06	---	8,135.94	
State Land Survey Program Fund (0668)							
DNR IT CONSOLIDATION PS	05.035	1537	32,648.00	28,988.23	---	3,659.77	
DNR IT CONSOLIDATION E&E	05.035	1538	23,334.00	16,163.25	---	7,170.75	
Hazardous Waste Fund (0676)							
DNR IT CONSOLIDATION PS	05.035	1541	194,313.00	164,869.54	---	29,443.46	
DNR IT CONSOLIDATION E&E	05.035	1573	90,732.00	85,422.80	---	5,309.20	
DHSS IT CONSOLIDATION E&E	05.035	3690	8,770.00	8,769.04	---	0.96	
Dental Board Fund (0677)							
DED IT CONSOLIDATION E&E	05.035	1574	3,061.00	574.61	---	2,486.39	
State Board of Architects, Professional Engineers, Land Surveyors and Landscape Architects Fund (0678)							
DED IT CONSOLIDATION E&E	05.035	1585	5,540.00	998.45	---	4,541.55	
Safe Drinking Water Fund (0679)							
DNR IT CONSOLIDATION PS	05.035	1587	104,526.00	95,487.48	---	9,038.52	
DNR IT CONSOLIDATION E&E	05.035	1588	108,637.00	105,246.42	---	3,390.58	
Crime Victims' Compensation Fund (0681)							
DPS IT CONSOLIDATION E&E	05.035	1590	4,000.00	1,937.18	---	2,062.82	
DOLIR IT CONSOLIDATION EE	05.035	1659	21,247.00	5,898.60	---	15,348.40	
DOLIR IT CONSOLIDATION PS	05.035	2339	13,161.00	12,366.86	---	794.14	
Marketing Development Fund (0683)							
MDA IT CONSOLIDATION PS	05.035	1601	5,997.00	5,967.68	---	29.32	
MDA IT CONSOLIDATION E&E	05.035	1602	11,288.00	2,935.87	---	8,352.13	
Coal Mine Land Reclamation Fund (0684)							
DNR IT CONSOLIDATION E&E	05.035	1614	5,198.00	3,712.90	---	1,485.10	
DNR IT CONSOLIDATION PS	05.035	1660	16,995.00	10,512.18	---	6,482.82	
Missouri Air Pollution Control Fund (0691)							
DNR IT CONSOLIDATION PS	05.035	1620	2,460.00	1,427.39	---	1,032.61	
DNR IT CONSOLIDATION E&E	05.035	1621	38.00	---	---	38.00	
Children's Trust Fund (0694)							
OA IT CONSOLIDATION E&E	05.030	0622	1,099.00	335.73	---	763.27	
Missouri Commission for the Deaf and Hard of Hearing Fund (0743)							
DESE IT CONSOLIDATION E&E	05.035	1624	1,000.00	241.11	---	758.89	
Boiler and Pressure Vessels Safety Fund (0744)							
DPS IT CONSOLIDATION E&E	05.035	2135	10,290.00	9,870.32	---	419.68	
Missouri Rx Plan Fund (0779)							
DSS IT CONSOLIDATION E&E	05.035	2333	15,000.00	15,000.00	---	---	
Putative Father Registry Fund (0780)							
DHSS IT CONSOLIDATION E&E	05.035	1625	11,338.00	6,112.75	---	5,225.25	
Cosmetology and Barber Exam Fund (0785)							
DED IT CONSOLIDATION E&E	05.035	2106	4,016.00	3,402.22	---	613.78	
Organ Donor Program Fund (0824)							
DHSS IT CONSOLIDATION PS	05.035	1626	8,507.00	6,832.66	---	1,674.34	
DHSS IT CONSOLIDATION E&E	05.035	1627	10,000.00	4,199.01	---	5,800.99	

**STATE OF MISSOURI
SUMMARY OF APPROPRIATION ACTIVITY
SPECIAL REVENUE FUNDS
FOR THE APPROPRIATION YEAR 2007**

	H.B. No.	Appr. No.	Appropriations	Expenditures and Transfers Out	Reappropriations to 2008	Lapse of Appropriations
Child Labor Enforcement Fund (0826)						
DOLIR IT CONSOLIDATION EE	05.035	1628	15,000.00	1,149.21	---	13,850.79
Early Childhood Development, Education and Care Fund (0859)						
DHSS IT CONSOLIDATION E&E	05.035	1630	35,145.00	35,115.79	---	29.21
DSS IT CONSOLIDATION PS	05.035	1632	1,397.00	1,392.41	---	4.59
Guaranty Agency Operating Fund (0880)						
DHE IT CONSOLIDATION PS	05.035	1633	523,202.00	348,163.30	---	175,038.70
DHE IT CONSOLIDATION E&E	05.035	1634	342,920.00	246,785.08	---	96,134.92
Dry-Cleaning Environmental Response Trust Fund (0898)						
DNR IT CONSOLIDATION PS	05.035	1639	17,439.00	14,796.77	---	2,642.23
DNR IT CONSOLIDATION E&E	05.035	1643	41,357.00	32,846.27	---	8,510.73
Childhood Lead Testing Fund (0899)						
DHSS IT CONSOLIDATION E&E	05.035	1644	6,518.00	1,772.37	---	4,745.63
Agriculture Development Fund (0904)						
MDA IT CONSOLIDATION PS	05.035	1650	1,017.00	990.72	---	26.28
MDA IT CONSOLIDATION E&E	05.035	1652	879.00	394.34	---	484.66
Mined Land Reclamation Fund (0906)						
DNR IT CONSOLIDATION E&E	05.035	1653	1,001.00	713.76	---	287.24
DNR IT CONSOLIDATION PS	05.035	2255	10,197.00	5,192.38	---	5,004.62
Institution Gift Trust Fund (0925)						
MDA IT CONSOLIDATION E&E	05.035	1654	90.00	---	---	90.00
Special Employment Security Fund (0949)						
DOLIR IT CONSOLIDATION EE	05.035	1656	110,000.00	1,262.50	---	108,737.50
<u>Division of Facilities Management,</u>						
<u>Design and Construction</u>						
Missouri Air Emission Reduction Fund (0267)						
DNR RELOCATE GRN BLDG	15.105	1679	1,513.13	---	---	1,513.13
Natural Resources Protection - Water Pollution Permit Fee Subaccount Fund (0568)						
DNR RELOCATE GRN BLDG	15.105	0973	27,291.29	---	---	27,291.29
Solid Waste Management Fund (0570)						
DNR RELOCATE GRN BLDG	15.105	0976	1,614.63	---	---	1,614.63
Natural Resources Protection - Air Pollution Asbestos Fee Subaccount Fund (0584)						
DNR RELOCATE GRN BLDG	15.105	1680	185.64	---	---	185.64

Natural Resources Protection - Air Pollution							
Permit Fee Subaccount Fund (0594)							
DNR RELOCATE GRN BLDG	15.105	0979	2,024.58	---	---	---	2,024.58
Soil And Water Sales Tax Fund (0614)							
DNR RELOCATE GRN BLDG	15.105	0993	13,686.10	---	---	---	13,686.10
Energy Set-Aside Program Fund (0667)							
DNR RELOCATE GRN BLDG	15.105	0982	7,060.27	---	---	---	7,060.27
Hazardous Waste Fund (0676)							
DNR RELOCATE GRN BLDG	15.105	0986	420.00	---	---	---	420.00
Safe Drinking Water Fund (0679)							
DNR RELOCATE GRN BLDG	15.105	0988	10,111.35	---	---	---	10,111.35
Second Capital Commission Fund (0745)							
2ND STATE CAPITOL COMM	05.110	6364	25,000.00	---	---	---	25,000.00
Special Employment Security Fund (0949)							
ST LOUIS BUILDING	21.026	3218	736,000.00	---	---	---	736,000.00
<u>Division of General Services</u>							
Conservation Commission Fund (0609)							
WORKERS' COMP & SIF TAX	05.545	3439	60,000.00	29,836.68	---	---	30,163.32
WORKERS' COMPENSATION	05.535	4542	900,000.00	798,530.87	---	---	101,469.13
<u>Children's Trust Fund</u>							
Children's Trust Fund (0694)							
CTF PROGRAMS	05.160	5608	3,360,000.00	2,692,293.80	---	---	667,706.20
CHILDREN'S TRUST FUND PS	05.160	8371	199,077.00	187,049.48	---	---	12,027.52
CHILDREN'S TRUST FUND E&E	05.160	8372	145,140.00	119,339.37	---	---	25,800.63
<u>DEPARTMENT OF AGRICULTURE</u>							
Animal Health Laboratory Fee Fund (0292)							
AGRICULTURE LEASING	13.040	2475	58,239.00	58,239.00	---	---	---
Animal Care Reserve Fund (0295)							
REPLACEMENT VEHICLES	06.025	1969	47,250.00	---	---	---	47,250.00
AGRICULTURE STATE OWNED	13.040	2534	1,743.00	1,743.00	---	---	---
Commodity Council Merchandising Fund (0406)							
AGRICULTURE STATE OWNED	13.040	2543	2,549.00	2,548.33	---	---	0.67
Milk Inspection Fees Fund (0645)							
AGRICULTURE STATE OWNED	13.040	2546	4,441.00	4,440.47	---	---	0.53
Grain Inspection Fees Fund (0647)							
AGRICULTURE LEASING	13.040	1474	24,572.00	21,921.99	---	---	2,650.01
AGRICULTURE STATE OWNED	13.040	2548	3,187.00	3,186.64	---	---	0.36
REPLACEMENT VEHICLES	06.025	3570	53,250.00	---	---	---	53,250.00
Petroleum Inspection Fund (0662)							
AGRICULTURE LEASING	13.040	0653	7,563.00	7,458.00	---	---	105.00
AGRICULTURE STATE OWNED	13.040	2549	91,269.00	91,268.47	---	---	0.53
REPLACEMENT VEHICLES	06.025	3569	115,500.00	115,318.00	---	---	182.00

**STATE OF MISSOURI
SUMMARY OF APPROPRIATION ACTIVITY
SPECIAL REVENUE FUNDS
FOR THE APPROPRIATION YEAR 2007**

	H.B. No.	Appr. No.	Appropriations	Expenditures and Transfers Out	Reappropriations to 2008	Lapse of Appropriations
Marketing Development Fund (0683) AGRICULTURE STATE OWNED	13.040	2550	2,660.00	2,341.86	---	318.14
Boll Weevil Suppression and Eradication Fund (0823) AGRICULTURE STATE OWNED	13.040	2551	1,356.00	1,355.76	---	0.24
Agriculture Development Fund (0904) AGRICULTURE STATE OWNED	13.040	2552	1,748.00	1,322.30	---	425.70
<u>Office of Director</u>						
Missouri Qualified Fuel Ethanol Producer Incentive Fund (0571) ETHANOL INCENTIVE PRGM	06.015	4627	13,687,991.00	13,687,990.58	---	0.42
Missouri Qualified Biodiesel Producer Incentive Fund (0777) BIO DIESEL INCENTIVE PRGM	06.015	7519	5,250,000.00	4,250,802.18	---	999,197.82
<u>Division of Animal Health</u>						
Animal Health Laboratory Fee Fund (0292) ANIMAL HEALTH ADMIN PS	06.075	1222	146,239.00	46,556.63	---	99,682.37
ANIMAL HEALTH ADMIN E&E	06.075	2186	386,602.00	360,458.27	---	26,143.73
Animal Care Reserve Fund (0295) ANIMAL HEALTH ADMIN PS	06.075	1224	353,366.00	320,622.96	---	32,743.04
ANIMAL HEALTH ADMIN E&E	06.075	2187	209,831.00	37,117.17	---	172,713.83
Livestock Brands Fund (0299) LIVESTOCK BRANDS PRGM	06.075	1227	38,151.00	3,440.98	---	34,710.02
Livestock Sales and Markets Fees Fund (0581) LIVESTOCK MARKETS	06.075	9462	32,565.00	9,948.00	---	22,617.00
Livestock Dealer Law Enforcement and Administration Fund (0624) LIVESTOCK DEALER LAW	06.075	8830	12,250.00	---	---	12,250.00
Institution Gift Trust Fund (0925) GIFT TRUST FUND	06.075	3121	5,000.00	3,091.50	---	1,908.50
<u>Division of Grain Inspection and Warehousing</u>						
Commodity Council Merchandising Fund (0406) COMMODITY MERCHND SNG PS	06.090	2417	80,495.00	35,277.54	---	45,217.46
COMMODITY MERCHND SNG E&E	06.090	2418	22,446.00	15,804.12	---	6,641.88
REFUNDS & REIMBURSEMENTS	06.095	2420	85,000.00	---	---	85,000.00

Aquaculture Marketing Development Fund (0573)							
MO AQUACULTURE COUNCIL	06.095	2419	25,000.00	7,150.01	---	---	17,849.99
Apple Merchandising Fund (0615)							
RES & MKT DEV OF APPLES	06.095	2421	12,000.00	3,500.00	---	---	8,500.00
Grain Inspection Fees Fund (0647)							
GRAIN INSPECTION SVS E&E	06.090	2388	313,129.00	170,068.00	---	---	143,061.00
GRAIN INSPECTION SVS PS	06.090	3201	1,588,701.00	971,593.86	---	---	617,107.14
PAYMENT OF FED USER FEE	06.090	4552	100,000.00	71,899.17	---	---	28,100.83
Missouri Wine Marketing and Research Development Fund (0855)							
WINE MKTNG & RESEARCH	06.095	0554	33,000.00	32,156.79	---	---	843.21
<u>Division of Plant Industries</u>							
Boll Weevil Suppression and Eradication Fund (0823)							
BOLL WEEVIL ERADICAT PS	06.110	0556	71,371.00	36,286.86	---	---	35,084.14
BOLL WEEVIL ERADICAT E&E	06.110	0557	30,820.00	12,948.01	---	---	17,871.99
<u>Division of Weights and Measures</u>							
Petroleum Inspection Fund (0662)							
WEIGHTS & MEASURES E&E	06.115	2573	785,316.00	607,842.23	---	---	177,473.77
WEIGHTS & MEASURES PS	06.115	8381	1,331,517.00	1,255,182.04	---	---	76,334.96
<u>State Milk Board</u>							
Milk Inspection Fees Fund (0645)							
STATE MILK BOARD PS	06.140	0265	255,865.00	246,092.84	---	---	9,772.16
STATE MILK BOARD E&E	06.140	0267	213,867.00	161,398.84	---	---	52,468.16
MILK BOARD LOCAL HLTH	06.140	0268	984,887.00	683,648.05	---	---	301,238.95
State Contracted Manufacturing Dairy Plant Inspection and Grading Fee Fund (0661)							
DAIRY PLANT INSPECTIONS	06.140	7362	8,000.00	---	---	---	8,000.00
<u>Agric Business Development Division</u>							
Missouri Air Emission Reduction Fund (0267)							
AG&SMALL BUS DEV AUTH	06.045	3409	232,300.00	---	---	---	232,300.00
Natural Resources Protection Fund (0555)							
AG&SMALL BUS DEV AUTH	06.045	3408	17,700.00	---	---	---	17,700.00
Aquaculture Marketing Development Fund (0573)							
AGRI BUSINESS DEV PS	06.030	5027	8,419.00	6,554.00	---	---	1,865.00
Marketing Development Fund (0683)							
AGRI BUS GOV'S CONF ON AG	06.030	2114	125,000.00	83,888.51	---	---	41,111.49
GRAPE & WINE PROGRAM E&E	06.040	2568	1,250,410.00	781,607.90	---	---	468,802.10
GRAPE & WINE PROGRAM PS	06.040	2827	111,750.00	111,638.85	---	---	111.15
AGRI MISSOURI PROGRAM E&E	06.035	7034	10,000.00	---	---	---	10,000.00
AGRI BUSINESS DEV PS	06.030	7345	6,240.00	---	---	---	6,240.00
AGRI BUSINESS DEV E&E	06.030	7346	167,382.00	124,755.47	---	---	42,626.53

**STATE OF MISSOURI
SUMMARY OF APPROPRIATION ACTIVITY
SPECIAL REVENUE FUNDS
FOR THE APPROPRIATION YEAR 2007**

	H.B. No.	Appr. No.	Appropriations	Expenditures and Transfers Out	Reappropriations to 2008	Lapse of Appropriations
Missouri Wine and Grape Fund (0787)						
GRAPE & WINE PROGRAM E&E	06.040	2107	412,113.00	24,243.28	---	387,869.72
GRAPE & WINE PROGRAM PS	06.040	2130	45,060.00	17,367.02	---	27,692.98
Agriculture Development Fund (0904)						
AG DEVELOPMENT PRGM PS	06.070	5394	201,470.00	42,344.34	---	159,125.66
AG DEVELOPMENT PRGM E&E	06.070	5395	48,273.00	27,242.57	---	21,030.43
AG DEVEL FUND INVESTMENTS	06.070	9913	100,000.00	18,250.00	---	81,750.00
Institution Gift Trust Fund (0925)						
AGRI BUS AG AWARENESS PRG	06.030	2110	24,910.00	---	---	24,910.00
Missouri State Fair						
Marketing Development Fund (0683)						
AID-TO-STATE FAIRS	06.135	7058	1.00	---	---	1.00
State Fair Trust Fund (0951)						
FUNDING TO START FAIR	06.125	3812	10,000.00	2,056.00	---	7,944.00
<u>DEPARTMENT OF INSURANCE, FINANCIAL INSTITUTIONS AND PROFESSIONAL REGISTRATION</u>						
Insurance Examiners Fund (0552)						
MKT CONDUCT&FIN EXAM PS	07.705	0793	5,384,531.00	4,855,409.97	---	529,121.03
MKT CONDUCT&FIN EXAM E&E	07.705	2042	1,895,189.00	911,748.19	---	983,440.81
REFUNDS	07.710	2681	500.00	5.00	---	495.00
INSURANCE STATE OWNED	13.055	3564	65,287.00	65,287.00	---	---
Insurance Dedicated Fund (0566)						
INSURANCE STATE OWNED	13.055	2587	342,900.00	342,900.00	---	---
INSURANCE LEASING	13.055	6082	9,194.00	8,929.85	---	264.15
HEALTH INSUR COUNSELING	07.715	7021	200,000.00	200,000.00	---	---
DEPT ADMINISTRATION PS	07.700	9907	4,509,107.00	4,124,577.14	---	384,529.86
DEPT ADMINISTRATION E&E	07.700	9908	1,049,865.00	568,573.72	---	481,291.28
REFUNDS	07.710	9909	75,000.00	35,373.34	---	39,626.66
<u>DEPARTMENT OF CONSERVATION</u>						
Conservation Commission Fund (0609)						
CONSERVATION PROGRAMS	06.600	0286	141,048,873.00	129,029,138.15	---	12,019,734.85
MDC STATEWIDE	19.030	0750	24,315,735.15	17,055,194.11	6,237,031.00	1,023,510.04
STATEWIDE CONSTRUCTION	15.130	6415	2,910,462.94	2,893,927.47	---	16,535.47

DEPARTMENT OF ECONOMIC DEVELOPMENT

Missouri Arts Council Trust Fund (0262)							
DED LEASING	13.050	2468	37,207.00	34,000.52	---	3,206.48	
Division of Tourism Supplemental Revenue Fund (0274)							
DED LEASING	13.050	1982	19,117.00	18,851.00	---	266.00	
DED STATE OWNED	13.050	2563	56,492.00	56,491.51	---	0.49	
Division of Credit Unions Fund (0548)							
DED LEASING	13.050	1983	1,195.00	1,177.81	---	17.19	
DED STATE OWNED	13.050	2569	20,126.00	20,125.79	---	0.21	
Division of Finance Fund (0550)							
DED LEASING	13.050	1984	154,454.00	139,970.05	---	14,483.95	
DED STATE OWNED	13.050	2570	80,118.00	80,118.00	---	---	
Manufactured Housing Fund (0582)							
DED LEASING	13.050	3128	16,212.00	15,547.57	---	664.43	
Public Service Commission Fund (0607)							
DED LEASING	13.050	1986	1,025,602.00	849,203.02	---	176,398.98	
DED STATE OWNED	13.050	2576	37,885.00	37,860.08	---	24.92	
Lewis and Clark Discovery Fund (0790)							
DED-MO TECH CORP VARIOUS	16.190	1788	15,000,000.00	---	15,000,000.00	---	
<u>Economic Development Agencies</u>							
Missouri Housing Trust Fund (0254)							
MO HOUSING DEVELOP COMM	07.165	0980	5,064,035.00	5,064,034.16	---	0.84	
Missouri Arts Council Trust Fund (0262)							
MO ARTS COUNCIL E&E	07.110	0989	3,014,498.00	1,983,892.08	---	1,030,605.92	
MO ARTS COUNCIL PS	07.110	2881	435,573.00	254,161.35	---	181,411.65	
INCENTIVES AND TECH ASST	07.110	2943	1,241,000.00	601,263.00	---	639,737.00	
Division of Tourism Supplemental Revenue Fund (0274)							
TOURISM PS	07.155	1030	1,521,714.00	1,384,756.12	---	136,957.88	
TOURISM E&E	07.155	2192	16,672,581.00	12,993,977.17	---	3,678,603.83	
Business Extension Service Team Fund (0280)							
BUSINESS EXT SVS PRGM	07.055	1029	1,854,000.00	---	---	1,854,000.00	
Missouri Community College Job Training Program Fund (0563)							
COMM COLL NEW JOBS TRNG	07.040	0906	16,000,000.00	4,920,373.88	---	11,079,626.12	
International Promotions Revolving Fund (0567)							
MARKETING E&E	07.015	2384	72,238.00	15,025.06	---	57,212.94	
Missouri Main Street Program Fund (0596)							
MAINSTREET PROGRAM	07.065	2428	40,590.00	40,114.22	---	475.78	
Missouri Job Development Fund (0600)							
MO JOB DEVELOPMENT	07.030	0905	7,583,104.00	7,525,664.51	---	57,439.49	
SALES PS	07.015	2405	350,369.00	257,391.76	---	92,977.24	
SALES E&E	07.015	2406	81,389.00	81,345.82	---	43.18	

**STATE OF MISSOURI
SUMMARY OF APPROPRIATION ACTIVITY
SPECIAL REVENUE FUNDS
FOR THE APPROPRIATION YEAR 2007**

	H.B. No.	Appr. No.	Appropriations	Expenditures and Transfers Out	Reappropriations to 2008	Lapse of Appropriations
Tourism Marketing Fund (0650)						
TOURISM E&E	07.155	8403	15,000.00	5,000.00	---	10,000.00
State Supplemental Downtown Development Fund (0766)						
MODESA PROGRAM	07.085	6858	1.00	---	---	1.00
State Supplemental Rural Development Fund (0767)						
MORESA PROGRAM	07.090	6859	1.00	---	---	1.00
Economic Development Advancement Fund (0783)						
MARKETING E&E	07.015	2387	3,177,000.00	29,340.16	---	3,147,659.84
SALES PS	07.015	2801	185,424.00	12,054.00	---	173,370.00
SALES E&E	07.015	2802	238,980.00	1,507.08	---	237,472.92
FINANCE PS	07.015	2812	92,712.00	40,437.14	---	52,274.86
FINANCE E&E	07.015	2816	100,990.00	1,437.44	---	99,552.56
COMPLIANCE E&E	07.015	2829	52,995.00	1,708.72	---	51,286.28
COMPLIANCE PS	07.015	3563	46,356.00	34,427.00	---	11,929.00
Youth Opportunities and Violence Prevention Fund (0827)						
YOUTH OPPORTUN & VIOLENCE	07.072	2455	1.00	---	---	1.00
Property Reuse Fund (0830)						
BROWNFIELDS REDEV PRGM	07.070	2575	600,000.00	---	---	600,000.00
Missouri Supplemental Tax Increment Financing Fund (0848)						
STATE TIF PROGRAM	07.075	4351	3,932,002.00	2,604,661.07	---	1,327,340.93
Missouri Public Broadcasting Corporation Special Fund (0887)						
PUBLIC TELEVISION GRANTS	07.110	1687	600,000.00	533,500.00	---	66,500.00
Special Employment Security Fund (0949)						
BUILDINGS & LAND	07.150	0592	216,000.00	216,000.00	---	---
Guard at Home Fund (0995)						
WORKFORCE DEVELOPMENT	07.130	3048	350,000.00	---	---	350,000.00
<u>Regulatory Agencies</u>						
Division of Credit Unions Fund (0548)						
DIV OF CREDIT UNIONS E&E	07.175	2195	123,775.00	92,656.30	---	31,118.70
DIV OF CREDIT UNIONS PS	07.175	3657	1,079,912.00	821,171.74	---	258,740.26

Division of Finance Fund (0550)							
DIV OF FINANCE E&E	07.180	2196	707,858.00	686,691.34	---	21,166.66	
DIV OF FINANCE PS	07.180	3658	5,388,581.00	4,654,721.53	---	733,859.47	
OUT-OF-STATE EXAMS E&E	07.180	6138	50,000.00	33,981.37	---	16,018.63	
Deaf Relay Service and Equipment Distribution Program Fund (0559)							
PUBLIC SERVICE COMM E&E	07.210	9834	5,000,000.00	3,063,321.82	---	1,936,678.18	
Manufactured Housing Fund (0582)							
MANUFACTD HOUSING REFUNDS	07.170	0817	10,000.00	---	---	10,000.00	
MANUF HOUSING ADMIN E&E	07.170	2194	145,089.00	54,277.23	---	90,811.77	
MANUFACTD HOUSING PRGM	07.170	3102	14,249.00	14,248.78	---	0.22	
MANUF HOUSING ADMIN PS	07.170	3991	321,805.00	279,075.09	---	42,729.91	
PUBLIC SERVICE COMM E&E	07.210	4392	2,235.00	---	---	2,235.00	
Public Service Commission Fund (0607)							
PSC REFUNDS	07.210	0818	10,000.00	---	---	10,000.00	
PUBLIC SERVICE COMM PS	07.210	1428	9,795,084.00	9,261,711.19	---	533,372.81	
PUBLIC SERVICE COMM E&E	07.210	2203	2,523,721.00	2,027,882.64	---	495,838.36	
Board of Accountancy Fund (0627)							
BOARD OF ACCOUNTANCY E&E	07.220	2214	180,647.00	155,587.07	---	25,059.93	
BOARD OF ACCOUNTANCY PS	07.220	3666	262,941.00	233,808.20	---	29,132.80	
Board of Podiatric Medicine Fund (0629)							
PODIATRIC MEDICINE	07.270	0839	20,669.00	16,964.67	---	3,704.33	
Board of Chiropractic Examiners Fund (0630)							
CHIROPRACTIC EXAMINERS	07.230	0820	149,567.00	103,751.05	---	45,815.95	
Board of Embalmers and Funeral Directors Fund (0633)							
EMBALMERS & FUNERAL DIR	07.245	0833	145,393.00	106,057.46	---	39,335.54	
Board of Registration for Healing Arts Fund (0634)							
HEALING ART FEE PAYMENTS	07.250	2225	10,000.00	---	---	10,000.00	
BD FOR HEALING ART E&E	07.250	2230	759,494.00	658,005.66	---	101,488.34	
BD FOR HEALING ART PS	07.250	3673	1,692,309.00	1,623,156.41	---	69,152.59	
Board of Nursing Fund (0635)							
BOARD OF NURSING E&E	07.255	2244	752,496.00	659,414.61	---	93,081.39	
BOARD OF NURSING PS	07.255	3675	976,282.00	857,782.21	---	118,499.79	
FINGERPRINTING	07.255	4864	174,979.00	---	---	174,979.00	
Board of Optometry Fund (0636)							
BOARD OF OPTOMETRY	07.260	0836	42,043.00	33,797.81	---	8,245.19	
Board of Pharmacy Fund (0637)							
BOARD OF PHARMACY E&E	07.265	2262	503,348.00	486,721.32	---	16,626.68	
PHARMACY CRIM HISTORY	07.265	2586	150,000.00	4,831.00	---	145,169.00	
BOARD OF PHARMACY PS	07.265	3677	886,105.00	677,861.64	---	208,243.36	
Missouri Real Estate Commission Fund (0638)							
MO REAL ESTATE COMM E&E	07.275	2266	287,544.00	287,123.52	---	420.48	
MO REAL ESTATE COMM PS	07.275	3679	869,495.00	691,458.32	---	178,036.68	
REAL ESTATE CRIM HIST-EE	07.275	6852	30,000.00	6,210.00	---	23,790.00	

**STATE OF MISSOURI
SUMMARY OF APPROPRIATION ACTIVITY
SPECIAL REVENUE FUNDS
FOR THE APPROPRIATION YEAR 2007**

	H.B. No.	Appr. No.	Appropriations	Expenditures and Transfers Out	Reappropriations to 2008	Lapse of Appropriations
Veterinary Medical Board Fund (0639)						
TESTING SERVICES	07.280	0329	40,000.00	14,017.50	---	25,982.50
MO VETERINARY MEDICAL BD	07.280	0840	69,579.00	59,073.36	---	10,505.64
Dental Board Fund (0677)						
DENTAL BOARD E&E	07.240	2224	262,863.00	250,796.54	---	12,066.46
DENTAL BOARD PS	07.240	3671	350,782.00	254,132.31	---	96,649.69
State Board of Architects, Professional Engineers, Land Surveyors and Landscape Architects Fund (0678)						
ARCH PE & LAND SURV E&E	07.225	2223	394,587.00	188,257.90	---	206,329.10
ARCH PE & LAND SURV PS	07.225	3667	354,281.00	304,395.56	---	49,885.44
Cosmetology and Barber Exam Fund (0785)						
BD COSM & BARBERS E&E	07.235	1673	291,273.00	239,339.95	---	51,933.05
CRIMINAL HISTORY CHECKS	07.235	1674	1,000.00	859.00	---	141.00
<u>DEPARTMENT OF ELEMENTARY AND SECONDARY EDUCATION</u>						
Bingo Proceeds for Education Fund (0289)						
M&R STATEWIDE BPEF	18.010	0703	2,263,088.11	1,429,298.30	833,789.00	0.81
Deaf Relay Service and Equipment Distribution Program Fund (0559)						
DESE LEASING	13.005	2478	19,175.00	18,910.09	---	264.91
<u>Administration</u>						
School District Bonds Fund (0248)						
SCHOOL DISTRICT BONDS	02.035	0113	592,000.00	363,005.59	---	228,994.41
Outstanding Schools Trust Fund (0287)						
FOUNDATION-FORMULA	02.015	0678	531,669,773.00	531,669,772.26	---	0.74
Lottery Proceeds Fund (0291)						
FOUNDATION-TRANSPORTATION	02.015	2362	69,273,102.00	69,273,102.00	---	---
FOUNDATION-FORMULA	02.015	5667	23,157,943.00	23,157,943.00	---	---
State School Money Fund (0616)						
FOUNDATION-FORMULA	02.015	0679	1,896,717,458.00	1,896,717,458.00	---	---
FOUNDATION-TRANSPORTATION	02.015	0684	93,394,611.00	93,394,611.00	---	---
FOUNDATION-CAREER ED	02.015	0720	52,880,428.00	52,880,428.00	---	---
FOUNDATION-PARENT ED/PAT	02.015	0722	32,304,651.00	32,303,495.00	---	1,156.00
FOUNDATION-SM SCHL PRG	02.015	2081	15,000,000.00	15,000,000.00	---	---
FOUNDATION-CAREER LADDER	02.015	2363	37,284,374.00	37,284,128.00	---	246.00

School District Trust Fund (0688)							
SCHOOL DISTRICT TRUST FND	02.030	5240	784,900,800.00	784,900,800.00		---	---
Classroom Trust Fund (0784)							
FOUNDATION-FORMULA	02.015	2079	297,208,638.00	297,208,638.00		---	---
<u>Division of School Improvement</u>							
Outstanding Schools Trust Fund (0287)							
PERFORM BASED ASSESSMENT	02.095	2796	128,125.00	128,125.00		---	---
Lottery Proceeds Fund (0291)							
PERFORM BASED ASSESSMENT	02.095	1289	4,568,630.00	4,568,626.72		---	3.28
VIRTUAL SCHOOLS PS	02.045	3061	71,399.00	69,060.00		---	2,339.00
VIRTUAL SCHOOLS E&E	02.045	3063	53,601.00	52,190.00		---	1,411.00
A+ SCHOOLS PROGRAM	02.090	3214	14,750,941.00	14,750,941.00		---	---
CHARACTER ED INITIATIVES	02.150	3215	350,000.00	339,500.00		---	10,500.00
State School Money Fund (0616)							
FERMAN MEMORIAL-GIFTED	02.070	5640	10,000.00	9,959.39		---	40.61
EARLY CHILDHOOD PROGRAM	02.080	7976	125,000.00	125,000.00		---	---
Excellence in Education Fund (0651)							
TEACHER QUALITY/URBAN E&E	02.045	2297	2,676,686.00	1,307,237.59		---	1,369,448.41
TEACHER QUALITY/URBAN PS	02.045	6459	262,416.00	177,623.79		---	84,792.21
Early Childhood Development, Education and Care Fund (0859)							
EARLY CHILDHOOD PROGRAM	02.080	0028	14,757,600.00	14,371,356.92		---	386,243.08
<u>Division of Career Education</u>							
Outstanding Schools Trust Fund (0287)							
ADULT ED & LITERACY	02.205	1631	824,480.00	824,480.00		---	---
<u>Division of Special Education</u>							
Missouri Commission for the Deaf Board of Certification of Interpreters Fund (0264)							
COMM FOR THE DEAF E&E	02.275	0111	117,000.00	85,025.63		---	31,974.37
Bingo Proceeds for Education Fund (0289)							
BOARD OPERATED E&E	02.015	2303	1,707,167.00	1,707,167.00		---	---
PARKVIEW ST PLAYGROUND	21.007	3222	100,000.00	3,003.73	96,996.00		0.27
ASBESTOS INSPECTIONS	15.015	6401	142,565.60	122,978.08		---	19,587.52
MSB EMERGENCY WARNING	15.005	6443	412,871.77	412,871.77		---	---
MSD VOC BLDG ROOF	15.010	6446	76,170.04	76,170.04		---	---
DC M&R	15.070	6478	116,475.53	116,474.53		---	1.00
Lottery Proceeds Fund (0291)							
HIGH NEED FUND	02.225	0657	12,060,000.00	12,060,000.00		---	---
STATE SCHOOLS OPMR	02.240	2811	342,754.00	342,216.30		---	537.70
FOUNDATION-EARLY SPEC ED	02.015	5645	16,548,507.00	16,548,507.00		---	---
DFS/DMH SCHOOL PLACEMENTS	02.235	5677	7,768,606.00	6,985,229.03		---	783,376.97

**STATE OF MISSOURI
SUMMARY OF APPROPRIATION ACTIVITY
SPECIAL REVENUE FUNDS
FOR THE APPROPRIATION YEAR 2007**

	H.B. No.	Appr. No.	Appropriations	Expenditures and Transfers Out	Reappropriations to 2008	Lapse of Appropriations
Deaf Relay Service and Equipment						
Distribution Program Fund (0559)						
MO ASSISTIVE TECH-PS	02.280	2351	203,352.00	194,868.87	---	8,483.13
MO ASSISTIVE TECH-EE	02.280	2365	1,954,914.00	1,347,477.59	---	607,436.41
Children's Service Commission Fund (0601)						
CHILDREN'S SERVICE COMM	02.285	2820	10,000.00	---	---	10,000.00
State School Money Fund (0616)						
FOUNDATION-EARLY SPEC ED	02.015	0702	79,762,702.00	79,762,702.00	---	---
READERS FOR THE BLIND	02.250	2268	25,000.00	25,000.00	---	---
Handicapped Children's Trust Fund (0618)						
SCHOOL SEVERELY HANDICAP	02.270	2280	30,000.00	8,765.40	---	21,234.60
MISSISSIPPI VALLEY PLAYGR	21.005	2876	45,000.00	---	45,000.00	---
Missouri Commission for the Deaf and Hard of Hearing Fund (0743)						
COMM FOR THE DEAF E&E	02.275	6099	19,000.00	2,071.79	---	16,928.21
COMM FOR THE DEAF PS	02.275	7515	31,200.00	---	---	31,200.00
Missouri Assistive Technology Fund (0781)						
MO ASSISTIVE TECH-EE	02.280	2370	750,000.00	427,003.11	---	322,996.89
Part C Early Intervention Fund (0788)						
MEDICAID REIM-FIRST STEPS	02.230	2258	2,745,254.00	1,788,845.00	---	956,409.00
PART C EARLY INTERVENTION	02.230	2259	2,350,000.00	766,115.81	---	1,583,884.19
Early Childhood Development, Education and Care Fund (0859)						
FIRST STEPS	02.230	3180	578,644.00	578,644.00	---	---
Assistive Technology Loan Revolving Fund (0889)						
MO ASSISTIVE TECH-PS	02.280	2366	46,592.00	46,221.50	---	370.50
MO ASSISTIVE TECH-EE	02.280	2367	500,000.00	134,800.54	---	365,199.46
School for Blind Trust Fund (0920)						
SCHOOL FOR BLIND	02.265	9806	1,500,000.00	521,321.46	---	978,678.54
School for Deaf Trust Fund (0922)						
SCHOOL FOR DEAF	02.260	0543	25,000.00	11,756.32	---	13,243.68
<u>Division of Teacher Quality and Urban</u>						
Outstanding Schools Trust Fund (0287)						
EARLY GRADE LITERACY PRGM	02.020	3864	250,000.00	250,000.00	---	---
Lottery Proceeds Fund (0291)						
SCHOLARSHIPS	02.125	0107	200,000.00	154,000.00	---	46,000.00
EARLY GRADE LITERACY PRGM	02.020	1284	145,000.00	140,650.00	---	4,350.00

Division of Vocational Rehabilitation

Independent Living Center Fund (0284)							
INDEPENDENT LIVING CNTRS	02.185	2809	390,556.00	357,970.10	---		32,585.90
Lottery Proceeds Fund (0291)							
VOCATIONAL REHAB GRANT	02.175	2806	1,400,000.00	1,399,999.09	---		0.91

DEPARTMENT OF HIGHER EDUCATION

Guaranty Agency Operating Fund (0880)							
HIGHER EDUCATION LEASING	13.010	6089	225,477.00	214,516.28	---		10,960.72

Higher Education Administration

Marguerite Ross Barnett Scholarship Fund (0131)							
M ROSS BARNETT SCHLSHIP	03.075	0066	442,000.00	441,745.40	---		254.60
Lottery Proceeds Fund (0291)							
STATE AID COMM COLLEGES	03.110	2679	6,120,132.00	6,120,132.00	---		---
WORKFORCE PREPARATION	03.110	4470	1,332,353.00	1,332,353.00	---		---
GEAR-UP Scholarship Fund (0737)							
GEAR UP SCHOLARSHIPS	03.080	5655	366,229.00	356,393.00	---		9,836.00
Lewis and Clark Discovery Fund (0790)							
CBHE-COMMUNITY COL M&R	16.185	1717	6,000,000.00	---		6,000,000.00	---
CBHE-COMMUNITY COLLEGES	16.185	1730	24,000,000.00	---		24,000,000.00	---
Student Grant Fund (0839)							
GALLAGHER SCHOLARSHIP	03.045	3859	34,824,521.00	15,978,341.50	---		18,846,179.50
Academic Scholarship Fund (0840)							
ACADEMIC SCHOLARSHIP PRGM	03.035	3858	16,402,000.00	16,331,863.00	---		70,137.00
Missouri College Guarantee Fund (0858)							
COLLEGE GUARANTEE PRGM	03.055	0061	17,662,557.00	9,403,318.00	---		8,259,239.00
Guaranty Agency Operating Fund (0880)							
LOAN PROGRAM ADMIN PS	03.085	0998	1,980,293.00	1,607,357.70	---		372,935.30
LOAN PROGRAM ADMIN E&E	03.085	2169	9,012,070.00	6,000,995.58	---		3,011,074.42
FEDERAL LOAN COMPLIANCE	03.085	3134	500,000.00	825.75	---		499,174.25
COLLECTION INVOICING	03.085	5075	4,000,000.00	3,413,598.74	---		586,401.26
LOAN PROGRAM ADMIN	03.085	7256	890,000.00	527,847.38	---		362,152.62
Federal Student Loan Reserve Fund (0881)							
LOAN PRGM REVOLVING FUND	03.095	0067	109,000,000.00	96,954,515.19	---		12,045,484.81

State Colleges and Universities

Bingo Proceeds For Education Fund (0289)							
U OF M-DENTAL SCHL UMKC	15.045	7068	178,601.79	178,601.00	---		0.79
Lottery Proceeds Fund (0291)							
RENOVATE WOOD BLDG	15.020	0362	40,846.65	17,580.22	---		23,266.43
CENTRAL MO STATE UNIV	03.120	1539	4,985,715.00	4,985,715.00	---		---
SOUTHEAST MO STATE UNIV	03.125	1540	4,059,895.00	4,059,895.00	---		---
MO STATE UNIVERSITY	03.130	1545	7,675,409.00	7,675,409.00	---		---
TRUMAN STATE UNIVERSITY	03.140	1546	3,776,109.00	3,776,109.00	---		---

**STATE OF MISSOURI
SUMMARY OF APPROPRIATION ACTIVITY
SPECIAL REVENUE FUNDS
FOR THE APPROPRIATION YEAR 2007**

	H.B. No.	Appr. No.	Appropriations	Expenditures and Transfers Out	Reappropriations to 2008	Lapse of Appropriations
NORTHWEST MO STATE UNIV	03.145	1547	2,599,805.00	2,599,805.00	---	---
MO SOUTHERN ST UNIVERSITY	03.150	1549	1,972,820.00	1,972,820.00	---	---
MO WESTERN ST UNIVERSITY	03.155	1550	1,968,039.00	1,968,039.00	---	---
HARRIS STOWE ST UNIV	03.160	1551	908,704.00	908,704.00	---	---
UNIV OF MISSOURI CAMPUSES	03.165	1552	36,869,596.00	36,869,596.00	---	---
LINCOLN UNIVERSITY	03.135	1554	1,551,205.00	1,551,205.00	---	---
LINN STATE TECH COLLEGE	03.115	6227	420,528.00	420,528.00	---	---
U OF M-DENTAL SCHL UMKC	15.045	7067	500,000.00	500,000.00	---	---
Spinal Cord Injury Fund (0578)						
SPINAL CORD INJURY	03.195	5628	400,000.00	400,000.00	---	---
State Seminary Money Fund (0623)						
SEMINARY FUND INV INCOME	03.220	0616	250,000.00	163,497.52	---	86,502.48
Healthy Families Trust Fund - Health Care Treatment and Access Account Fund (0640)						
UMC TELEMEDICINE	03.175	0676	419,355.00	419,354.00	---	1.00
Lewis and Clark Discovery Fund (0790)						
SEMSU-DENTAL CLINIC	16.080	1468	173,000.00	---	173,000.00	---
SEMSU-AUTISM CENTER	16.095	1472	2,638,000.00	---	2,638,000.00	---
UM-ED&OUTREACH CNT	16.125	1530	3,300,000.00	---	3,300,000.00	---
UM-ATCH&HOLT FACILITY	16.130	1586	600,000.00	---	600,000.00	---
UM-HOWARD CO FACILITY	16.135	1607	3,231,000.00	---	3,231,000.00	---
UM-GENTRY CO CENTER	16.140	1666	350,000.00	---	350,000.00	---
UM-GRUNDY CO BLDG	16.145	1667	725,000.00	---	725,000.00	---
UM-CRAWFORD FACILITY	16.150	1668	600,000.00	---	600,000.00	---
UM-BOONE CO FACILITY	16.155	1671	2,630,000.00	---	2,630,000.00	---
UM-CALLAWAY FACILITY	16.160	1672	600,000.00	---	600,000.00	---
UCM-MORROW&GARRISON BLDG	16.035	2932	13,229,000.00	---	13,229,000.00	---
HSSU-CHILD&PARENT EDU CNT	16.040	2935	15,726,000.00	---	15,726,000.00	---
LU-JASON HALL	16.045	2936	2,974,000.00	---	2,974,000.00	---
MSSU-HEALTH SCIENCE BLDG	16.055	2939	18,976,000.00	---	18,976,000.00	---
MSU-PHASE I FREUP	16.060	2940	29,704,000.00	---	29,704,000.00	---
MSU-INCUBATOR	16.065	2942	5,000,000.00	---	5,000,000.00	---
MWSU-AGENSTEIN SC & MATH	16.070	2946	30,115,000.00	---	30,115,000.00	---
NWMSU-PLANT BIO CNTR	16.075	2947	24,400,000.00	---	24,400,000.00	---
SE-INCUBATOR	16.085	2948	4,500,000.00	---	4,500,000.00	---
TSU-PERSHING BLDG	16.100	2949	21,558,000.00	---	21,558,000.00	---
UM-PLANT SCIENCE BLDG	16.110	2957	5,000,000.00	---	5,000,000.00	---
UM-DELTA RESEARCH CNT	16.120	2961	2,000,000.00	---	2,000,000.00	---

UMR-ENGINEERING BLDG	16.175	2977	15,000,000.00	---	15,000,000.00	---
UMSL-BENTON & STADLER	16.180	2984	28,500,000.00	---	28,500,000.00	---
SESU RIVER CAMPUS	16.090	3484	17,200,000.00	---	17,200,000.00	---
UM-GREENLEY FACILITY	16.115	3488	2,000,000.00	---	2,000,000.00	---
LSTC-HEAVY EQUIPMENT TECH	16.050	3490	5,000,000.00	---	5,000,000.00	---
UMKC-DENTAL EQUIP	16.170	3548	3,400,000.00	---	3,400,000.00	---

DEPARTMENT OF HEALTH AND SENIOR SERVICES

Healthcare Technology Fund (0170)						
HEALTHCARE TECH CASE MGMT	10.603	3446	1,300,000.00	68,347.07	---	1,231,652.93
HLTHCARE TECH IM REGISTRY	10.603	3459	500,000.00	---	---	500,000.00
Nursing Facility Quality of Care Fund (0271)						
HEALTH STATE OWNED	13.095	2584	5,857.00	5,844.41	---	12.59
REFUNDS	10.630	7331	11,197.00	1,500.00	---	9,697.00
Health Access Incentive Fund (0276)						
REFUNDS	10.630	2874	1,000.00	---	---	1,000.00
Mammography Fund (0293)						
REFUNDS	10.630	2873	1,000.00	900.00	---	100.00
Missouri Public Health Services Fund (0298)						
HEALTH STATE OWNED	13.095	2583	518,909.00	518,908.95	---	0.05
REFUNDS	10.630	7334	34,093.00	34,041.48	---	51.52
Endowed Care Cemetery Audit Fund (0562)						
REFUNDS	10.630	7492	2,899.00	2,509.84	---	389.16
Professional and Practical Nursing Student Loan and Nurse Loan Repayment Fund (0565)						
REFUNDS	10.630	7335	778.00	770.09	---	7.91
Health and Senior Services Document Services Fund (0646)						
REFUNDS	10.630	7336	1,001.00	818.79	---	182.21
Health - Donated Fund (0658)						
REFUNDS	10.630	2799	433.00	432.85	---	0.15
DOH DONATED FUNDS PS	10.635	4631	250,000.00	36,014.80	---	213,985.20
DOH DONATED FUNDS E&E	10.635	4632	2,392,317.00	306,993.86	---	2,085,323.14
Children's Trust Fund (0694)						
REFUNDS	10.630	7493	14,495.00	12,550.70	---	1,944.30
Childhood Lead Testing Fund (0899)						
HEALTH STATE OWNED	13.095	2585	51,314.00	50,793.05	---	520.95

State Public Health Lab

Missouri Public Health Services Fund (0298)						
PUBLIC HEALTH LAB PS	10.605	0222	1,090,787.00	1,015,123.45	---	75,663.55
PUBLIC HEALTH LAB E&E	10.605	0223	1,531,034.00	1,239,817.96	---	291,216.04
HEALTH LAB MEDICAID PS	10.605	1930	49,450.00	49,450.00	---	---
HEALTH LAB MEDICAID E&E	10.605	1935	1,520,918.00	1,406,818.19	---	114,099.81

**STATE OF MISSOURI
SUMMARY OF APPROPRIATION ACTIVITY
SPECIAL REVENUE FUNDS
FOR THE APPROPRIATION YEAR 2007**

	H.B. No.	Appr. No.	Appropriations	Expenditures and Transfers Out	Reappropriations to 2008	Lapse of Appropriations
Childhood Lead Testing Fund (0899)						
HEALTH LAB MEDICAID PS	10.605	1936	124,678.00	24,278.63	---	100,399.37
HEALTH LAB MEDICAID E&E	10.605	1949	92,350.00	32,359.32	---	59,990.68
PUBLIC HEALTH LAB PS	10.605	7249	10,719.00	2,449.94	---	8,269.06
PUBLIC HEALTH LAB E&E	10.605	7250	7,636.00	6,389.77	---	1,246.23
<u>Administration</u>						
Nursing Facility Quality of Care Fund (0271)						
DIVISION OF ADMIN E&E	10.610	6114	300,000.00	300,000.00	---	---
Health Access Incentive Fund (0276)						
DIVISION OF ADMIN E&E	10.610	0217	65,000.00	65,000.00	---	---
Mammography Fund (0293)						
DIVISION OF ADMIN E&E	10.610	3750	25,000.00	25,000.00	---	---
Missouri Public Health Services Fund (0298)						
DIVISION OF ADMIN PS	10.610	1799	125,265.00	113,550.37	---	11,714.63
DIVISION OF ADMIN E&E	10.610	1800	288,612.00	49,614.50	---	238,997.50
Professional and Practical Nursing Student Loan and Nurse Loan Repayment Fund (0565)						
DIVISION OF ADMIN E&E	10.610	3751	25,000.00	25,000.00	---	---
Health and Senior Services Document Services Fund (0646)						
DIVISION OF ADMIN E&E	10.610	7697	206,496.00	124,450.18	---	82,045.82
Organ Donor Program Fund (0824)						
DIVISION OF ADMIN E&E	10.610	3752	10,000.00	10,000.00	---	---
Childhood Lead Testing Fund (0899)						
DIVISION OF ADMIN E&E	10.610	7251	20,000.00	---	---	20,000.00
<u>Division of Community and Public Health</u>						
Health Initiatives Fund (0275)						
DIV COMM&PUBLIC HLTH PS	10.645	1219	46,416.00	43,356.07	---	3,059.93
SCHOOL HEALTH GRANTS	10.655	3974	5,364,564.00	5,194,210.48	---	170,353.52
Health Access Incentive Fund (0276)						
DIV COMM&PUBLIC HLTH PS	10.645	1220	88,630.00	64,819.88	---	23,810.12
PRIMO PROGRAM	10.670	3931	3,021,500.00	2,930,043.00	---	91,457.00
Missouri Public Health Services Fund (0298)						
DIV COMM&PUBLIC HLTH PS	10.645	1232	306,530.00	252,862.94	---	53,667.06
DIV COMM&PUBLIC HLTH E&E	10.645	1233	132,362.00	38,638.25	---	93,723.75
GENETICS PROGRAM	10.655	1690	276,750.00	276,750.00	---	---

Professional and Practical Nursing Student							
Loan and Nurse Loan Repayment Fund (0565)							
	10.645	1221	68,365.00	48,753.84	---	19,611.16	
	10.645	1223	16,900.00	7,147.45	---	9,752.55	
	10.670	3937	499,752.00	441,600.00	---	58,152.00	
Health Professional Student Loan and							
Loan Repayment Program Fund (0598)							
	10.670	3935	50,000.00	---	---	50,000.00	
Health and Senior Services Document Services							
Fund (0646)							
	10.645	1234	339,468.00	195,440.31	---	144,027.69	
	10.645	1236	275,000.00	183,626.27	---	91,373.73	
Health - Donated Fund (0658)							
	10.645	1242	164,183.00	44,785.42	---	119,397.58	
	10.645	1244	633,089.00	157,354.47	---	475,734.53	
	10.675	3461	500,000.00	---	---	500,000.00	
	10.670	3932	839,525.00	648,232.00	---	191,293.00	
Hazardous Waste Fund (0676)							
	10.645	1663	185,200.00	167,328.14	---	17,871.86	
	10.645	1664	68,532.00	60,295.80	---	8,236.20	
Head Injury Fund (0742)							
	10.655	7527	852,400.00	477,828.47	---	374,571.53	
Putative Father Registry Fund (0780)							
	10.645	1247	69,489.00	65,209.54	---	4,279.46	
	10.645	1251	28,756.00	---	---	28,756.00	
Organ Donor Program Fund (0824)							
	10.645	1225	102,309.00	49,372.61	---	52,936.39	
	10.645	1230	82,010.00	5,588.36	---	76,421.64	
	10.655	1257	100,000.00	---	---	100,000.00	
Blindness Education, Screening and							
Treatment Program Fund (0892)							
	10.655	3017	250,000.00	54,303.68	---	195,696.32	
Missouri Lead Abatement Loan Fund (0893)							
	10.655	5313	276,000.00	103,481.79	---	172,518.21	
Governor's Council on Physical Fitness							
Institution Gift Trust Fund (0924)							
	10.645	2431	350,000.00	38,182.97	---	311,817.03	
Crippled Children Fund (0950)							
	10.655	7726	275,000.00	30,626.37	---	244,373.63	
<u>Division of Senior and Disability Service</u>							
Elderly Home-Delivered Meals Trust Fund (0296)							
	10.700	4521	430,000.00	64,419.00	---	365,581.00	

**STATE OF MISSOURI
SUMMARY OF APPROPRIATION ACTIVITY
SPECIAL REVENUE FUNDS
FOR THE APPROPRIATION YEAR 2007**

	H.B. No.	Appr. No.	Appropriations	Expenditures and Transfers Out	Reappropriations to 2008	Lapse of Appropriations
<u>Division of Regulation and Licensure</u>						
Nursing Facility Quality of Care Fund (0271)						
DIV OF REG&LICENSURE PS	10.720	1270	783,144.00	507,525.94	---	275,618.06
DIV OF REG&LICENSURE E&E	10.720	1271	2,151,481.00	351,041.39	---	1,800,439.61
Health Access Incentive Fund (0276)						
DIV OF REG&LICENSURE PS	10.720	1273	68,028.00	65,978.57	---	2,049.43
DIV OF REG&LICENSURE E&E	10.720	1274	11,450.00	3,782.07	---	7,667.93
Mammography Fund (0293)						
DIV OF REG&LICENSURE PS	10.720	1275	56,474.00	35,141.62	---	21,332.38
DIV OF REG&LICENSURE E&E	10.720	1276	13,560.00	11,002.43	---	2,557.57
Missouri Public Health Services Fund (0298)						
DIV OF REG&LICENSURE PS	10.720	1665	104,179.00	---	---	104,179.00
DIV OF REG&LICENSURE E&E	10.720	1669	79,212.00	---	---	79,212.00
Early Childhood Development, Education and Care Fund (0859)						
DIV OF REG&LICENSURE PS	10.720	1278	194,915.00	194,497.18	---	417.82
DIV OF REG&LICENSURE E&E	10.720	1280	57,561.00	46,397.25	---	11,163.75
CHILD CARE IMPROVE PRGM	10.725	3196	728,740.00	576,960.50	---	151,779.50
<u>DEPARTMENT OF TRANSPORTATION</u>						
Motorcycle Safety Trust Fund (0246)						
MAINTENANCE E&E	04.215	6311	375,000.00	372,603.24	---	2,396.76
Grade Crossing Safety Account Fund (0290)						
RR GRADE CROSSING HAZARDS	04.330	6179	4,790,991.00	1,086,937.09	---	3,704,053.91
State Highways and Transportation Department Fund (0644)						
HRC HIGHWAY FUND REFUNDS	04.250	6172	800,000.00	596,036.88	---	203,963.12
HRC MOTOR FUEL TAX REFUND	04.250	6173	33,500,000.00	32,289,820.41	---	1,210,179.59
Railroad Expense Fund (0659)						
MULTIMODAL OPS ADMIN PS	04.260	6174	402,702.00	345,521.36	---	57,180.64
MULTIMODAL OPS ADMIN E&E	04.260	6175	151,421.00	47,956.24	---	103,464.76
SUPPORT TO MULTIMODAL DIV	04.265	6180	102,532.00	84,206.80	---	18,325.20
FRINGES MULTIMODAL PS	04.260	6181	103,318.00	101,046.19	---	2,271.81
State Transportation Fund (0675)						
FRINGES MULTIMODAL PS	04.260	0115	47,367.00	40,356.07	---	7,010.93
SUPPORT TO MULTIMODAL DIV	04.265	0436	50,951.00	26,656.97	---	24,294.03
TRANSIT FUNDS COUNTED	04.275	0786	250,000.00	250,000.00	---	---
MO AMTRAK STATIONS	04.325	1046	25,000.00	25,000.00	---	---

MULTIMODAL OPS ADMIN E&E	04.260	2270	10,395.00	6,904.90	---	3,490.10
STATE MATCH FOR AMTRAK	04.320	4267	1,100,000.00	1,100,000.00	---	---
PORT AUTH FINANCIAL ASST	04.350	7489	450,000.00	450,000.00	---	---
ELDRLY&DISAB TRAN ASSTIST	04.285	7512	600,000.00	600,000.00	---	---
MULTIMODAL OPS ADMIN PS	04.260	9939	140,171.00	139,955.48	---	215.52
MDOT Memorial Highway Sign Fund (0786)						
MEMORIAL HWY SIGN REFUND	04.220	2326	1.00	---	---	1.00
Light Rail Safety Fund (0838)						
LIGHT RAIL SAFETY E&E	04.315	6178	1.00	---	---	1.00
State Transportation Assistance Revolving Fund (0841)						
MULTIMODAL REVOLVING LOAN	04.270	4404	550,000.00	250,000.00	---	300,000.00
Aviation Trust Board (0952)						
AIRPORT CI & MAINT	04.340	1045	9,500,000.00	4,199,132.41	---	5,300,867.59
MULTIMODAL OPS ADMIN PS	04.260	4660	425,710.00	421,999.20	---	3,710.80
MULTIMODAL OPS ADMIN E&E	04.260	4661	24,827.00	24,827.00	---	---
FRINGES MULTIMODAL PS	04.260	4662	185,869.00	183,717.66	---	2,151.34
SUPPORT TO MULTIMODAL DIV	04.265	4857	67,067.00	62,029.34	---	5,037.66

DEPARTMENT OF LABOR AND INDUSTRIAL RELATIONS

Workers' Compensation Fund (0652)						
DOLIR STATE OWNED	13.060	2698	252,256.00	252,255.99	---	0.01
DOLIR LEASING	13.060	3236	336,402.00	336,397.42	---	4.58
DC M&R	15.070	6481	175,027.89	---	---	175,027.89
Crime Victims' Compensation Fund (0681)						
DOLIR STATE OWNED	13.060	2699	9,660.00	9,493.92	---	166.08

Division of Labor Standards

Child Labor Enforcement Fund (0826)						
ADMINISTRATION/LS E&E	07.815	2665	185,000.00	66,228.50	---	118,771.50

Division of Workers' Compensation

Tort Victims Compensation Fund (0622)						
ADMIN WORK COMP E&E	07.830	5259	5,000.00	92.47	---	4,907.53
TORT VICTIMS COMP PAYMENT	07.855	6107	500,000.00	470,000.02	---	29,999.98
Workers' Compensation Fund (0652)						
ADMIN WORK COMP PS	07.830	0690	8,037,496.00	6,824,340.91	---	1,213,155.09
ADMIN WORK COMP E&E	07.830	0693	1,268,997.00	865,634.05	---	403,362.95
Workers' Compensation - Second Injury Fund (0653)						
SECOND INJURY FUND CLAIMS	07.835	4636	68,506,625.00	66,087,715.56	---	2,418,909.44
SECOND INJURY REFUNDS	07.840	6106	250,000.00	---	---	250,000.00

**STATE OF MISSOURI
SUMMARY OF APPROPRIATION ACTIVITY
SPECIAL REVENUE FUNDS
FOR THE APPROPRIATION YEAR 2007**

	H.B. No.	Appr. No.	Appropriations	Expenditures and Transfers Out	Reappropriations to 2008	Lapse of Appropriations
Crime Victims' Compensation Fund (0681)						
CRIME VICTIMS ADMIN PS	07.845	1565	284,657.00	253,065.40	---	31,591.60
CRIME VICTIMS ADMIN E&E	07.845	2145	81,404.00	35,002.28	---	46,401.72
ADMIN WORK COMP PS	07.830	4635	22,464.00	---	---	22,464.00
CRIME VICTIMS COMP FUND	07.850	4638	6,987,329.00	5,937,710.02	---	1,049,618.98
<u>Division of Employment Security</u>						
Special Employment Security - Bond Proceeds Fund (0947)						
BUFF BOND PROCEEDS E&E	07.875	7344	1.00	---	---	1.00
Special Employment Security Fund (0949)						
M&R STATEWIDE SESF	18.010	0708	395,985.50	---	395,985.00	0.50
M&R EMPLOYMENT SECURITY	18.055	0721	781,155.75	6,113.98	775,041.00	0.77
SPECIAL EMP SECURITY E&E	07.870	2945	5,465,963.00	4,112,889.89	---	1,353,073.11
SPECIAL EMP SECURITY PS	07.870	5414	475,548.00	7,526.24	---	468,021.76
EMP SEC CARPET	15.135	6509	563,128.00	562,420.50	---	707.50
STL JOB SVC ESCALATOR	15.135	6510	23,781.10	11,365.38	---	12,415.72
FEDERAL INTEREST PAYMENTS	07.870	6685	12,700,000.00	11,783,979.14	---	916,020.86
<u>Labor and Industrial Relations Commission</u>						
Workers' Compensation Fund (0652)						
INDUSTRIAL COMMISSION PS	07.810	3096	461,437.00	438,359.21	---	23,077.79
INDUSTRIAL COMMISSION E&E	07.810	4526	77,061.00	26,825.34	---	50,235.66
<u>DEPARTMENT OF MENTAL HEALTH</u>						
Compulsive Gamblers Fund (0249)						
MENTAL HEALTH STATE OWNED	13.090	2592	1,065.00	1,055.52	---	9.48
Health Initiatives Fund (0275)						
MENTAL HEALTH STATE OWNED	13.090	2596	6,079.00	5,897.00	---	182.00
Mental Health Earnings Fund (0288)						
MENTAL HEALTH STATE OWNED	13.090	2597	3,194.00	3,159.72	---	34.28
Mental Health Trust Fund (0926)						
MENTAL HLT TRUST FUND PS	10.025	4136	779,963.00	88,129.15	---	691,833.85
MENTAL HLT TRUST FUND E&E	10.025	4137	1,283,486.00	379,309.19	---	904,176.81

Division of Alcohol and Drug Abuse

Healthcare Technology Fund (0170)							
TECH ENHANCEMENT COM PROV	14.152	4274	613,700.00	613,700.00	---	---	
Compulsive Gamblers Fund (0249)							
COMPULSIVE GAMBLING TRTMT	10.115	0313	412,798.00	327,003.48	---	85,794.52	
COMPULSIVE GAMBLING PS	10.115	2451	37,644.00	37,643.91	---	0.09	
COMPULSIVE GAMBLING E&E	10.115	2452	5,194.00	4,868.48	---	325.52	
ADA	10.125	3432	11,599.00	---	---	11,599.00	
Health Initiatives Fund (0275)							
ADA ADMIN PS	10.100	1839	42,482.00	42,412.00	---	70.00	
ADA TREATMENT-MEDICAID MT	10.110	2044	2,076,391.00	2,076,390.52	---	0.48	
ADA TREATMENT SERVICES	10.110	4151	3,500,958.00	3,478,923.99	---	22,034.01	
SATOP PS	10.120	7247	179,341.00	171,669.95	---	7,671.05	
SATOP E&E	10.120	7248	51,204.00	27,233.42	---	23,970.58	
Mental Health Earnings Fund (0288)							
ADA	10.125	3433	100,314.00	100,307.87	---	6.13	
SATOP	10.120	3901	3,890,518.00	3,739,641.01	---	150,876.99	
ADA ADMIN PS	10.100	4140	97,146.00	95,683.16	---	1,462.84	
ADA ADMIN E&E	10.100	4141	52,372.00	49,210.05	---	3,161.95	
Healthy Families Trust Fund - Health Care Treatment and Access Account Fund (0640)							
ADA TREATMENT-MEDICAID MT	10.110	2046	1,669,231.00	1,666,810.92	---	2,420.08	
ADA TREATMENT SERVICES	10.110	5521	383,677.00	339,458.94	---	44,218.06	
Healthy Families Trust Fund - Tobacco Prevention, Education and Cessation Account Fund (0643)							
PREVENTION & EDU SVS E&E	10.105	5524	300,000.00	300,000.00	---	---	
Mental Health Trust Fund (0926)							
ADA TREATMENT-MEDICAID MT	10.110	6850	485,000.00	101,474.32	---	383,525.68	

**Division of Comprehensive Psychiatric
Services**

Mental Health Earnings Fund (0288)						
ADULT COMMUNITY PROGRAM	10.210	3551	223,740.00	---	---	223,740.00
Mental Health Trust Fund (0926)						
NW MO PSY REHAB CTR PS	10.305	2768	421,866.00	---	---	421,866.00
ADULT COMMUNITY PROGRAM	10.210	3044	230,000.00	93,728.00	---	136,272.00
LAW ENFCM COM TRAINING EE	10.210	3465	266,235.00	---	---	266,235.00
YOUTH COMMUNITY PRGM E&E	10.225	3471	350,000.00	280,419.41	---	69,580.59

**Division of Mental Retardation - Developmental
Disabilities**

Mental Health Housing Trust Fund (0277)						
MHTF CAP PROJ CNTR E&E	10.420	3468	773,900.00	645,256.94	---	128,643.06
Mental Health Trust Fund (0926)						
SB 40 BD TAX-MEDICAID MT	10.405	1927	13,348,417.00	13,348,416.53	---	0.47

**STATE OF MISSOURI
SUMMARY OF APPROPRIATION ACTIVITY
SPECIAL REVENUE FUNDS
FOR THE APPROPRIATION YEAR 2007**

	H.B. No.	Appr. No.	Appropriations	Expenditures and Transfers Out	Reappropriations to 2008	Lapse of Appropriations
<u>DEPARTMENT OF NATURAL RESOURCES</u>						
Missouri Air Emission Reduction Fund (0267)						
REFUND ACCOUNTS	06.415	1591	331.00	---	---	331.00
DNR STATE OWNED	13.045	2704	47,962.00	47,961.94	---	0.06
DNR LEASING	13.045	5730	15,000.00	14,193.73	---	806.27
Natural Resources Protection Fund (0555)						
DNR STATE OWNED	13.045	2711	555.00	369.44	---	185.56
DNR LEASING	13.045	6803	241.00	59.00	---	182.00
Natural Resources Protection - Water Pollution Permit Fee Subaccount Fund (0568)						
DNR STATE OWNED	13.045	2712	86,151.00	86,149.26	---	1.74
REFUND ACCOUNTS	06.415	2739	24,925.00	16,272.50	---	8,652.50
DNR LEASING	13.045	4308	156,921.00	156,164.81	---	756.19
Solid Waste Management - Scrap Tire Subaccount Fund (0569)						
DNR STATE OWNED	13.045	2714	2,359.00	2,096.16	---	262.84
REFUND ACCOUNTS	06.415	3536	165.00	---	---	165.00
DNR LEASING	13.045	4309	13,301.00	12,223.13	---	1,077.87
Solid Waste Management Fund (0570)						
DNR STATE OWNED	13.045	2717	18,113.00	18,112.56	---	0.44
REFUND ACCOUNTS	06.415	3537	165.00	---	---	165.00
DNR LEASING	13.045	4310	128,555.00	126,745.39	---	1,809.61
Metallic Minerals Waste Management Fund (0575)						
DNR STATE OWNED	13.045	2722	420.00	279.84	---	140.16
REFUND ACCOUNTS	06.415	3538	165.00	---	---	165.00
DNR LEASING	13.045	4311	292.00	292.00	---	---
Natural Resources Protection - Air Pollution Asbestos Fee Subaccount Fund (0584)						
DNR STATE OWNED	13.045	2723	2,122.00	1,455.28	---	666.72
REFUND ACCOUNTS	06.415	2740	9,930.00	4,518.33	---	5,411.67
DNR LEASING	13.045	4312	10,960.00	10,933.91	---	26.09
Underground Storage Tank Regulation Program Fund (0586)						
DNR STATE OWNED	13.045	2725	1,440.00	1,119.44	---	320.56
REFUND ACCOUNTS	06.415	2742	4,965.00	1,620.00	---	3,345.00
DNR LEASING	13.045	4314	399.00	399.00	---	---

Natural Resources Protection - Air Pollution							
Permit Fee Subaccount Fund (0594)							
DNR STATE OWNED	13.045	2726	102,389.00	102,388.55	---	0.45	
REFUND ACCOUNTS	06.415	2743	67,287.00	5,645.68	---	61,641.32	
DNR LEASING	13.045	4315	288,360.00	288,279.94	---	80.06	
Water and Wastewater Loan Revolving Fund (0602)							
REFUND ACCOUNTS	06.415	3539	59,405.00	---	---	59,405.00	
Parks Sales Tax Fund (0613)							
DNR STATE OWNED	13.045	2728	1,430.00	1,270.48	---	159.52	
REFUND ACCOUNTS	06.415	3374	165.00	56.00	---	109.00	
DNR LEASING	13.045	4316	314,247.00	313,467.28	---	779.72	
Soil and Water Sales Tax Fund (0614)							
DNR STATE OWNED	13.045	2730	33,389.00	33,388.04	---	0.96	
REFUND ACCOUNTS	06.415	3540	329.00	---	---	329.00	
DNR LEASING	13.045	4317	60,649.00	60,593.37	---	55.63	
Water and Wastewater Loan Fund (0649)							
REFUND ACCOUNTS	06.415	3541	165.00	---	---	165.00	
DNR LEASING	13.045	4318	150.00	---	---	150.00	
Groundwater Protection Fund (0660)							
REFUND ACCOUNTS	06.415	2744	3,000.00	105.00	---	2,895.00	
Energy Set-Aside Program Fund (0667)							
DNR STATE OWNED	13.045	2734	9,402.00	9,401.28	---	0.72	
DNR LEASING	13.045	4319	5,657.00	982.56	---	4,674.44	
REFUND ACCOUNTS	06.415	7491	2,039.00	---	---	2,039.00	
State Land Survey Program Fund (0668)							
REFUND ACCOUNTS	06.415	3542	165.00	---	---	165.00	
Petroleum Violation Escrow Fund (0669)							
DNR LEASING	13.045	4320	150.00	---	---	150.00	
Hazardous Waste Fund (0676)							
REFUND ACCOUNTS	06.415	2746	64,343.00	44,281.48	---	20,061.52	
DNR STATE OWNED	13.045	2751	62,082.00	62,081.20	---	0.80	
DNR LEASING	13.045	4321	129,505.00	129,181.32	---	323.68	
Safe Drinking Water Fund (0679)							
REFUND ACCOUNTS	06.415	2745	5,748.00	4,796.80	---	951.20	
DNR STATE OWNED	13.045	2756	55,401.00	55,400.74	---	0.26	
DNR LEASING	13.045	4322	86,857.00	86,586.79	---	270.21	
Coal Mine Land Reclamation Fund (0684)							
DNR STATE OWNED	13.045	2757	588.00	391.76	---	196.24	
REFUND ACCOUNTS	06.415	3544	165.00	---	---	165.00	
DNR LEASING	13.045	4323	12,429.00	7,664.10	---	4,764.90	
Missouri Air Pollution Control Fund (0691)							
DNR STATE OWNED	13.045	2760	521.00	477.18	---	43.82	
DNR LEASING	13.045	4325	9,186.00	3,062.77	---	6,123.23	
Oil and Gas Remedial Fund (0699)							
REFUND ACCOUNTS	06.415	7418	1,000.00	---	---	1,000.00	

**STATE OF MISSOURI
SUMMARY OF APPROPRIATION ACTIVITY
SPECIAL REVENUE FUNDS
FOR THE APPROPRIATION YEAR 2007**

	H.B. No.	Appr. No.	Appropriations	Expenditures and Transfers Out	Reappropriations to 2008	Lapse of Appropriations
Biodiesel Fuel Revolving Fund (0730)						
DNR STATE OWNED	13.045	2764	90.00	81.73	---	8.27
REFUND ACCOUNTS	06.415	5261	165.00	---	---	165.00
DNR LEASING	13.045	6801	10.00	---	---	10.00
Stormwater Loan Revolving Fund (0754)						
REFUND ACCOUNTS	06.415	6865	200.00	---	---	200.00
Rural Water and Sewer Loan Revolving Fund (0755)						
REFUND ACCOUNTS	06.415	6866	165.00	---	---	165.00
Recruitment and Retention Scholarship Fund (0832)						
MINORITY SCHOLARSHIPS	06.390	3495	50,000.00	---	---	50,000.00
Missouri Alternative Fuel Vehicle Loan Fund (0886)						
REFUND ACCOUNTS	06.415	3130	50.00	---	---	50.00
Petroleum Violation Escrow Interest Subaccount Fund (0890)						
DNR LEASING	13.045	1608	150.00	---	---	150.00
Dry-Cleaning Environmental Response Trust Fund (0898)						
DNR STATE OWNED	13.045	2769	2,015.00	1,791.04	---	223.96
REFUND ACCOUNTS	06.415	3129	5,000.00	2,534.50	---	2,465.50
DNR LEASING	13.045	6804	14,354.00	12,848.41	---	1,505.59
Mined Land Reclamation Fund (0906)						
REFUND ACCOUNTS	06.415	2748	9,930.00	7,210.00	---	2,720.00
DNR STATE OWNED	13.045	2772	4,156.00	3,694.08	---	461.92
DNR LEASING	13.045	4326	16,072.00	12,320.19	---	3,751.81
Babler State Park Fund (0911)						
REFUND ACCOUNTS	06.415	3375	417.00	---	---	417.00
<u>Department Operations</u>						
Solid Waste Management Fund (0570)						
DEPT OPERATIONS E&E	06.200	2155	18,000.00	15,143.93	---	2,856.07
DEPT OPERATIONS PS	06.200	2274	77,607.00	66,781.57	---	10,825.43
DT OP-CONTRACT AUDITS E&E	06.200	2295	138,188.00	31,742.50	---	106,445.50
Natural Resources Protection - Air Pollution Asbestos Fee Subaccount Fund (0584)						
DEPT OPERATIONS PS	06.200	3755	3,500.00	2,278.74	---	1,221.26
DEPT OPERATIONS E&E	06.200	3756	1,000.00	790.26	---	209.74

Natural Resources Protection - Air Pollution

Permit Fee Subaccount Fund (0594)

DEPT OPERATIONS PS	06.200	2278	9,585.00	9,509.20	---	75.80
DEPT OPERATIONS E&E	06.200	2292	5,215.00	3,928.26	---	1,286.74
Soil and Water Sales Tax Fund (0614)						
DT OP-CONTRACT AUDITS E&E	06.200	2299	160,000.00	94,260.00	---	65,740.00
Water and Wastewater Loan Fund (0649)						
DEPT OPERATIONS E&E	06.200	1816	27,000.00	10,387.74	---	16,612.26
Hazardous Waste Fund (0676)						
DEPT OPERATIONS PS	06.200	2291	10,772.00	9,349.67	---	1,422.33
DEPT OPERATIONS E&E	06.200	3770	2,350.00	2,344.52	---	5.48

Soil and Water Conservation Program

Soil and Water Sales Tax Fund (0614)

SPECIAL AREA LAND TREATMT	06.220	1420	6,896,200.00	5,038,111.77	---	1,858,088.23
SOIL & WATER RES GRANT	06.220	1423	256,000.00	118,965.61	---	137,034.39
COST SHARE GRANT	06.220	1425	20,250,000.00	18,578,601.68	---	1,671,398.32
LOAN INTEREST SHARE PRGM	06.220	1427	300,000.00	125,245.56	---	174,754.44
SOIL & WATER CONSERV PS	06.225	5338	2,018,391.00	1,847,258.59	---	171,132.41
SOIL & WATER CONSERV E&E	06.225	5339	1,819,168.00	1,514,424.52	---	304,743.48
GRANTS TO SOIL DISTRICTS	06.220	7607	8,401,275.00	7,912,045.80	---	489,229.20

Energy Center

Utilicare Stabilization Fund (0134)

ENERGY EFFICIENT SERVICES	06.210	4218	631,715.00	631,714.00	---	1.00
Energy Set-Aside Program Fund (0667)						
ENERGY EFFICIENT SERVICES	06.210	2469	12,865,091.00	5,071,904.11	---	7,793,186.89
ENERGY CNTR OPERATING PS	06.205	2702	386,931.00	364,947.90	---	21,983.10
ENERGY CNTR OPERATING E&E	06.205	2703	111,548.00	45,415.18	---	66,132.82
Biodiesel Fuel Revolving Fund (0730)						
ENERGY CNTR OPERATING PS	06.205	1896	3,252.00	3,156.22	---	95.78
ENERGY EFFICIENT SERVICES	06.210	5459	181,167.00	181,167.00	---	---
Missouri Alternative Fuel Vehicle Loan Fund (0886)						
ENERGY EFFICIENT SERVICES	06.210	1965	2,000.00	---	---	2,000.00

Division of Environmental Quality

Missouri Air Emission Reduction Fund (0267)

ENHANCED INSPTC/MAINT PS	06.245	1938	610,201.00	562,686.18	---	47,514.82
ENHANCED INSPTC/MAINT E&E	06.245	1939	713,658.00	183,685.56	---	529,972.44
Natural Resources Protection Fund (0555)						
ENVIRONMENTAL DAMAGES	06.230	2415	219,711.00	96,427.95	---	123,283.05
HAZARDOUS WASTE PS	06.225	5377	48,549.00	48,495.46	---	53.54
HAZARDOUS WASTE E&E	06.225	5383	5,860.00	4,776.84	---	1,083.16
AIR POLLUTION CNTRL E&E	06.225	5494	20.00	---	---	20.00
WATER PROTECTION PRG E&E	06.225	7178	49,500.00	27,747.14	---	21,752.86

**STATE OF MISSOURI
SUMMARY OF APPROPRIATION ACTIVITY
SPECIAL REVENUE FUNDS
FOR THE APPROPRIATION YEAR 2007**

	H.B. No.	Appr. No.	Appropriations	Expenditures and Transfers Out	Reappropriations to 2008	Lapse of Appropriations
Natural Resources Protection - Water Pollution						
Permit Fee Subaccount Fund (0568)						
WATER QUALITY STUDY GRANT	06.290	1359	50,000.00	---	---	50,000.00
ENVIRONMENTAL DAMAGES	06.230	4301	454,000.00	428,608.57	---	25,391.43
WATER PROTECTION PRG PS	06.225	7174	1,473,613.00	1,307,366.68	---	166,246.32
WATER PROTECTION PRG E&E	06.225	7179	937,383.00	566,449.59	---	370,933.41
Solid Waste Management - Scrap Tire						
Subaccount Fund (0569)						
SOLID WASTE MANAGEMENT	06.270	1419	1,847,389.00	1,843,521.10	---	3,867.90
SOLID WASTE MGMT PS	06.225	5389	165,473.00	71,634.93	---	93,838.07
SOLID WASTE MGMT E&E	06.225	5392	4,614.00	4,613.40	---	0.60
Solid Waste Management Fund (0570)						
SOLID WASTE MANAGEMENT	06.270	1418	18,160,184.00	9,076,366.46	---	9,083,817.54
SOLID WASTE MGMT PS	06.225	5390	1,479,848.00	1,364,854.33	---	114,993.67
SOLID WASTE MGMT E&E	06.225	5393	338,371.00	307,367.33	---	31,003.67
HAZARDOUS WASTE PS	06.225	5529	10,365.00	6,981.56	---	3,383.44
Metallic Minerals Waste Management						
Fund (0575)						
LAND RECLAMATION PS	06.225	5398	37,731.00	27,801.37	---	9,929.63
LAND RECLAMATION E&E	06.225	5403	9,391.00	5,713.15	---	3,677.85
HAZARDOUS WASTE PS	06.225	5527	207.00	108.55	---	98.45
Natural Resources Protection - Air Pollution						
Asbestos Fee Subaccount Fund (0584)						
AIR POLLUTION CNTRL PS	06.225	5368	173,554.00	164,131.06	---	9,422.94
AIR POLLUTION CNTRL E&E	06.225	5373	46,355.00	22,580.24	---	23,774.76
AIR POLL CONTROL GRANTS	06.240	9766	75,000.00	16,100.00	---	58,900.00
Underground Storage Tank Regulation Program						
Fund (0586)						
HAZARDOUS WASTE PS	06.225	5379	104,514.00	67,356.30	---	37,157.70
HAZARDOUS WASTE E&E	06.225	5385	10,056.00	5,929.09	---	4,126.91
Natural Resources Protection - Air Pollution						
Permit Fee Subaccount Fund (0594)						
AIR POLL CONTROL GRANTS	06.240	1364	2,027,000.00	1,358,145.09	---	668,854.91
AIR POLLUTION CNTRL PS	06.225	5369	3,155,403.00	2,883,282.91	---	272,120.09
AIR POLLUTION CNTRL E&E	06.225	5374	924,906.00	491,203.68	---	433,702.32
HAZARDOUS WASTE PS	06.225	5471	1,851.00	1,027.04	---	823.96
HAZARDOUS WASTE E&E	06.225	5472	800.00	716.10	---	83.90

Water and Wastewater Loan Revolving Fund (0602)							
WATER & WASTEWATER LOAN	06.295	1446	79,048,644.00	48,587,567.00	---	---	30,461,077.00
DRINKING WATER LOAN	06.295	5470	4,000,000.00	---	---	---	4,000,000.00
Water and Wastewater Loan Fund (0649)							
DRINKING WATER LOAN	06.295	1442	25,095,207.00	12,484,047.45	---	---	12,611,159.55
WATER & WASTEWATER LOAN	06.295	1450	88,885,820.00	45,142,441.95	---	---	43,743,378.05
WATER PROTECTION PRG E&E	06.225	7180	1.00	---	---	---	1.00
Groundwater Protection Fund (0660)							
WATER PROTECTION PRG PS	06.225	2157	476,965.00	452,646.40	---	---	24,318.60
WATER PROTECTION PRG E&E	06.225	2158	103,664.00	82,505.79	---	---	21,158.21
Hazardous Waste Fund (0676)							
SUPERFUND CLEANUP	06.260	1172	683,575.00	648,728.14	---	---	34,846.86
HAZARDOUS WASTE PS	06.225	5380	1,331,481.00	1,027,124.70	---	---	304,356.30
HAZARDOUS WASTE E&E	06.225	5386	205,653.00	83,839.18	---	---	121,813.82
Safe Drinking Water Fund (0679)							
DRINKING WATER ANALYSIS	06.290	3382	296,444.00	296,444.00	---	---	---
WATER PROTECTION PRG PS	06.225	7175	422,758.00	402,783.89	---	---	19,974.11
WATER PROTECTION PRG E&E	06.225	7181	300,246.00	118,525.97	---	---	181,720.03
Coal Mine Land Reclamation Fund (0684)							
LAND RECLAMATION PS	06.225	5399	60,003.00	36,782.23	---	---	23,220.77
LAND RECLAMATION E&E	06.225	5404	18,101.00	2,875.19	---	---	15,225.81
COAL MINED LAND FUND PROJ	06.265	7454	850,000.00	38,701.66	---	---	811,298.34
Missouri Air Pollution Control Fund (0691)							
AIR POLLUTION CNTRL PS	06.225	5370	43,002.00	30,811.72	---	---	12,190.28
AIR POLLUTION CNTRL E&E	06.225	5375	6,458.00	6,458.00	---	---	---
Stormwater Loan Revolving Fund (0754)							
STORMWATER CONTROL LOANS	06.295	6848	1,014,141.00	---	---	---	1,014,141.00
Rural Water and Sewer Loan Revolving Fund (0755)							
RURAL WATER&SEWER LOANS	06.295	6849	190,175.00	---	---	---	190,175.00
Concentrated Animal Feeding Operation Indemnity Fund (0834)							
CAFO CLOSURES	06.280	3480	100,000.00	---	---	---	100,000.00
Dry-Cleaning Environmental Response Trust Fund (0898)							
HAZARDOUS WASTE PS	06.225	5467	181,078.00	179,035.58	---	---	2,042.42
HAZARDOUS WASTE E&E	06.225	5468	33,147.00	17,027.63	---	---	16,119.37
DRYCLEANERS CLEANUP	06.260	5469	241,740.00	241,739.43	---	---	0.57
Mined Land Reclamation Fund (0906)							
LAND RECLAMATION PS	06.225	5400	372,885.00	305,342.93	---	---	67,542.07
LAND RECLAMATION E&E	06.225	5405	219,450.00	66,276.05	---	---	153,173.95
HAZARDOUS WASTE PS	06.225	5528	4,768.00	2,074.91	---	---	2,693.09
LAND RECLMT BOND FORFEIT	06.265	7453	1,400,000.00	46,427.32	---	---	1,353,572.68

**STATE OF MISSOURI
SUMMARY OF APPROPRIATION ACTIVITY
SPECIAL REVENUE FUNDS
FOR THE APPROPRIATION YEAR 2007**

	H.B. No.	Appr. No.	Appropriations	Expenditures and Transfers Out	Reappropriations to 2008	Lapse of Appropriations
<u>Division of Geology and Land Survey</u>						
Natural Resources Protection - Water Pollution						
Permit Fee Subaccount Fund (0568)						
DGLS OPERATIONS PS	06.225	2161	12,683.00	1,457.50	---	11,225.50
DGLS OPERATIONS E&E	06.225	2162	6,924.00	4,658.92	---	2,265.08
Solid Waste Management Fund (0570)						
DGLS OPERATIONS PS	06.225	2163	107,771.00	100,146.57	---	7,624.43
DGLS OPERATIONS E&E	06.225	2164	10,061.00	9,925.26	---	135.74
State Land Survey Program Fund (0668)						
DGLS OPERATION PS	06.225	1961	879,553.00	799,965.91	---	79,587.09
DGLS OPERATION E&E	06.225	2414	159,666.00	133,984.05	---	25,681.95
LAND SURVEY RESTOR PROJ	06.310	2759	197,000.00	196,024.52	---	975.48
Hazardous Waste Fund (0676)						
DGLS OPERATIONS PS	06.225	2165	137,562.00	121,641.18	---	15,920.82
DGLS OPERATIONS E&E	06.225	2171	32,009.00	9,811.77	---	22,197.23
Oil and Gas Remedial Fund (0699)						
OIL & GAS REMEDIAL FUND	06.285	7767	25,000.00	23,890.00	---	1,110.00
Dry-Cleaning Environmental Response						
Trust Fund (0898)						
DGLS OPERATIONS PS	06.225	2206	23,320.00	653.70	---	22,666.30
DGLS OPERATIONS E&E	06.225	2208	3,735.00	---	---	3,735.00
<u>Division of State Parks</u>						
Parks Sales Tax Fund (0613)						
STATE PARKS OPERATION E&E	06.320	0664	7,603,857.00	6,710,476.19	---	893,380.81
M&R DNR STATEWIDE PSTF	18.040	0716	5,351,815.27	1,221,836.40	4,129,978.00	0.87
STATE PARKS CI	19.010	0729	964,800.00	155,782.61	809,017.00	0.39
LEVY DISTRICT PAYMENTS	06.320	1942	6,599.00	6,592.43	---	6.57
STATE PARKS OPERATION PS	06.320	2082	19,900,874.00	18,932,624.44	---	968,249.56
PAYMENT IN LIEU OF TAXES	06.330	2470	25,875.00	909.70	---	24,965.30
VARIOUS LEWIS&CLARK PROJ	15.115	6406	103,818.85	1,253.92	102,564.00	0.93
STATEWIDE SMALL CI	15.120	6407	200,858.43	170,326.09	---	30,532.34
BIG SUGAR CREEK DAY USE	15.125	6409	200,000.00	---	---	200,000.00
GRAHAM CAVE RENOVATE	15.125	6410	125,000.00	---	---	125,000.00
LEWIS&CLARK RESTROOMS	15.125	6411	100,000.00	35,674.76	---	64,325.24
OZARK CAVERN ROAD IMPR	15.125	6412	80,000.00	24,773.44	---	55,226.56
RT 66 STORAGE BLDG	15.125	6413	135,000.00	---	---	135,000.00
WESTON BEND PICNIC AREA	15.125	6414	35,000.00	31,712.53	---	3,287.47

BENNETT CAMP RENOVATE	15.080	6492	314,263.47	296,743.47	17,520.00	---
BIG OAK BOARDWALK RENOV	15.080	6493	4,212.93	---	---	4,212.93
DEUTSCHHEIM HIST RENOV	15.080	6494	20,157.94	---	---	20,157.94
BABLER RENOVATE CCC	15.080	6495	49,623.95	22,549.16	---	27,074.79
NATHAN BOONE CABINS	15.080	6497	75,721.99	12,820.33	---	62,901.66
RT 66 RENOV VISITOR CTR	15.080	6498	397,451.00	52,430.00	---	345,021.00
STATEWIDE EROSION CTRL	15.085	6500	3,118.15	---	---	3,118.15
STATEWIDE RENOVATIONS	15.100	6504	2,233,455.07	876,075.43	227,958.00	1,129,421.64
BRUCE R WATKINS CENTER	06.325	9727	100,000.00	100,000.00	---	---
Meramec-Onondaga State Parks Fund (0698)						
STATE PARKS OPERATION E&E	06.320	2085	5,600.00	3,832.41	---	1,767.59
Economic Development Advancement Fund (0783)						
HISTORIC PRESERVATION PS	06.360	2834	91,179.00	87,591.18	---	3,587.82
HISTORIC PRESERVATION E&E	06.360	2837	14,437.00	14,407.52	---	29.48
Babler State Park Fund (0911)						
STATE PARKS OPERATION PS	06.320	2086	55,524.00	53,690.43	---	1,833.57
STATE PARKS OPERATION E&E	06.320	2087	106,579.00	35,368.00	---	71,211.00
Field Services Division						
Natural Resources Protection Fund (0555)						
FIELD SERVICES PS	06.225	4367	2,218.00	2,088.84	---	129.16
FIELD SERVICES E&E	06.225	4373	7,518.00	4,391.32	---	3,126.68
Natural Resources Protection - Water Pollution Permit Fee Subaccount Fund (0568)						
FIELD SERVICES PS	06.225	1827	2,575,647.00	2,574,955.44	---	691.56
FIELD SERVICES E&E	06.225	1828	305,635.00	297,216.90	---	8,418.10
Solid Waste Management - Scrap Tire Subaccount Fund (0569)						
FIELD SERVICES PS	06.225	1830	157,307.00	86,016.42	---	71,290.58
FIELD SERVICES E&E	06.225	1831	66,747.00	7,979.81	---	58,767.19
Solid Waste Management Fund (0570)						
FIELD SERVICES PS	06.225	1832	490,760.00	485,465.60	---	5,294.40
FIELD SERVICES E&E	06.225	1833	146,317.00	89,453.17	---	56,863.83
Natural Resources Protection - Air Pollution Asbestos Fee Subaccount Fund (0584)						
FIELD SERVICES PS	06.225	1834	49,714.00	49,707.40	---	6.60
Natural Resources Protection - Air Pollution Permit Fee Subaccount Fund (0594)						
FIELD SERVICES PS	06.225	1841	1,446,621.00	1,446,215.59	---	405.41
FIELD SERVICES E&E	06.225	1842	387,906.00	265,129.88	---	122,776.12
Soil and Water Sales Tax Fund (0614)						
FIELD SERVICES E&E	06.225	1852	55,000.00	54,911.38	---	88.62
Water and Wastewater Loan Fund (0649)						
FIELD SERVICES E&E	06.225	1854	1.00	---	---	1.00
Energy Set-Aside Program Fund (0667)						
FIELD SERVICES PS	06.225	2243	3,487.00	---	---	3,487.00

**STATE OF MISSOURI
SUMMARY OF APPROPRIATION ACTIVITY
SPECIAL REVENUE FUNDS
FOR THE APPROPRIATION YEAR 2007**

	H.B. No.	Appr. No.	Appropriations	Expenditures and Transfers Out	Reappropriations to 2008	Lapse of Appropriations
Hazardous Waste Fund (0676)						
FIELD SERVICES PS	06.225	1855	832,126.00	468,807.24	---	363,318.76
FIELD SERVICES E&E	06.225	1857	334,548.00	112,783.82	---	221,764.18
HAZARD MAT ANALYSIS	06.250	3080	60,210.00	---	---	60,210.00
ENVIRONMENT EMERG RESPON	06.250	3082	30,000.00	26,051.98	---	3,948.02
EMERGENCY RESPONSE LOAN	06.250	3083	150,000.00	---	---	150,000.00
Safe Drinking Water Fund (0679)						
FIELD SERVICES PS	06.225	2219	984,412.00	915,846.37	---	68,565.63
FIELD SERVICES E&E	06.225	2220	635,120.00	629,110.86	---	6,009.14
<u>DEPARTMENT OF PUBLIC SAFETY</u>						
Elevator Safety Fund (0257)						
PUBLIC SAFETY LEASING	13.065	2845	6,033.00	6,033.00	---	---
Gaming Commission Fund (0286)						
FMD-C-SHP ACADEMY FUEL/UT	08.122	3400	46,877.00	45,720.19	---	1,156.81
State Highways and Transportation Department Fund (0644)						
M&R STATEWIDE SHTDF	18.010	0707	500,000.00	151,429.07	348,570.00	0.93
FMD-C-SHP-SERVICE CONTRACT	08.122	3378	11,269.00	10,931.00	---	338.00
FMD-C-SHP ADMIN FUEL/UTIL	08.122	3379	7,816.00	7,582.00	---	234.00
FMD-C-SHP ACADEMY FUEL/UT	08.122	3385	72,427.00	70,254.00	---	2,173.00
FMD-C-SHP VEH&DR SFTY F/U	08.122	3391	64,287.00	62,358.00	---	1,929.00
FMD-C-SHP ENFORCEMENT F/U	08.122	3392	515,614.00	500,146.00	---	15,468.00
FMD-C-SHP TECHNICAL SV F/U	08.122	3396	102,593.00	99,515.00	---	3,078.00
Criminal Record System Fund (0671)						
FMD-C-SHP ENFORCEMENT F/U	08.122	3395	58.00	---	---	58.00
Highway Patrol Academy Fund (0674)						
FMD-C-SHP ACADEMY FUEL/UT	08.122	3399	25,286.00	25,286.00	---	---
Boiler and Pressure Vessels Safety Fund (0744)						
PUBLIC SAFETY LEASING	13.065	2848	5,027.00	5,027.00	---	---
Missouri National Guard Trust Fund (0900)						
FMD-C-FIELD SUP FUEL/UTIL	08.217	3346	242,300.00	241,244.41	---	1,055.59
FMD-C-SHP-FUEL/UTILITIES	08.217	3347	204,528.00	200,619.32	---	3,908.68

Office of the DirectorMissouri Crime Prevention Information and
Programming Fund (0253)

DIRECTOR ADMIN E&E	08.005	2328	50,000.00	23,132.86	---	26,867.14
Peace Officer Standards and Training Commission Fund (0281)						
POST TRAINING	08.065	1645	1,400,000.00	1,323,441.03	---	76,558.97
State Forensic Laboratory Fund (0591)						
STATE FORENSIC LABS	08.055	8770	366,000.00	260,291.38	---	105,708.62
Services to Victims Fund (0592)						
DIRECTOR ADMIN PS	08.005	0782	22,480.00	22,476.45	---	3.55
DIRECTOR ADMIN E&E	08.005	0783	4,250.00	2,945.92	---	1,304.08
STATE SERVICES TO VICTIMS	08.030	8866	5,000,000.00	4,407,563.23	---	592,436.77
Crime Victims' Compensation Fund (0681)						
DIRECTOR ADMIN E&E	08.005	5220	1,223,190.00	1,048,389.52	---	174,800.48
STATE SERVICES TO VICTIMS	08.030	5668	50,000.00	36,742.13	---	13,257.87
DIRECTOR ADMIN PS	08.005	8769	151,690.00	142,101.10	---	9,588.90
Antiterrorism Fund (0759)						
DIRECTOR ADMIN E&E	08.005	7530	5,000.00	---	---	5,000.00
MoSMART Fund (0761)						
MOSMART	08.068	2995	250,000.00	242,500.00	---	7,500.00

Division of Fire Safety

Elevator Safety Fund (0257)

F S ADMIN PS	08.150	5629	333,624.00	279,279.44	---	54,344.56
F S ADMIN E&E	08.150	5630	95,171.00	61,375.15	---	33,795.85
Chemical Emergency Preparedness Fund (0587)						
FIREFIGHTER TRAINING	08.155	1382	100,000.00	38,275.00	---	61,725.00
Boiler and Pressure Vessels Safety Fund (0744)						
F S ADMIN PS	08.150	6103	232,289.00	231,952.30	---	336.70
F S ADMIN E&E	08.150	6104	152,335.00	152,334.58	---	0.42
Fire Education Fund (0821)						
FIREFIGHTER TRAINING	08.155	0682	163,504.00	152,503.81	---	11,000.19

State Highway Patrol

Gaming Commission Fund (0286)

SHP TECHNICAL SERVICE PS	08.120	0636	19,325.00	18,173.13	---	1,151.87
SHP ENFORCEMENT E&E	08.085	1647	136,128.00	134,806.06	---	1,321.94
GASOLINE PURCHASE	08.090	1648	351,125.00	351,115.00	---	10.00
FRINGE BENEFITS PS	08.080	3276	92,530.00	70,597.10	---	21,932.90
FRINGE BENEFITS E&E	08.080	3277	12,693.00	20.37	---	12,672.63
SHP ENFORCEMENT PS	08.085	3278	30,826.00	28,825.50	---	2,000.50
SHP ADMIN E&E	08.075	4369	4,865.00	3,719.20	---	1,145.80
VEHICLE REPLACEMENT	08.095	4371	474,571.00	---	---	474,571.00
SHP ACADEMY PS	08.105	5917	153,953.00	105,786.50	---	48,166.50
SHP ACADEMY E&E	08.105	5918	85,235.00	84,583.42	---	651.58

**STATE OF MISSOURI
SUMMARY OF APPROPRIATION ACTIVITY
SPECIAL REVENUE FUNDS
FOR THE APPROPRIATION YEAR 2007**

	H.B. No.	Appr. No.	Appropriations	Expenditures and Transfers Out	Reappropriations to 2008	Lapse of Appropriations
Highway Patrol Inspection Fund (0297)						
VEH & DRIVER SAFETY	08.110	1379	110,000.00	102,167.80	---	7,832.20
State Forensic Laboratory Fund (0591)						
CRIME LABS E&E	08.100	8771	190,000.00	168,326.88	---	21,673.12
State Highways and Transportation Department Fund (0644)						
SHP TECHNICAL SERVICE PS	08.120	0630	11,761,378.00	10,102,428.63	---	1,658,949.37
M&R HP	18.060	0723	2,312,576.14	1,383,113.30	929,462.00	0.84
HP GENERAL HQ ANNEX	19.040	0752	128,211.29	48,814.58	79,396.00	0.71
HP STORAGE BLDG ADDITION	19.045	0753	505,764.58	315,142.65	---	190,621.93
HP CDLS	19.055	0754	5,178,560.75	1,756,208.64	3,422,352.00	0.11
HP PUR. DRIV. STORAG	19.050	0756	1,978,779.55	554,800.56	951,214.00	472,764.99
SHP ADMIN PS	08.075	1130	5,720,990.00	5,543,485.85	---	177,504.15
SHP ADMIN E&E	08.075	1133	497,061.00	318,205.69	---	178,855.31
SHP ENFORCEMENT PS	08.085	1136	59,063,341.00	55,145,705.49	---	3,917,635.51
SHP ACADEMY PS	08.105	1143	1,331,685.00	1,151,872.37	---	179,812.63
SHP ACADEMY E&E	08.105	1148	94,672.00	94,552.00	---	120.00
VEH & DRIVER SAFETY PS	08.110	1150	9,463,425.00	8,890,785.19	---	572,639.81
VEH & DRIVER SAFETY E&E	08.110	1154	709,702.00	693,298.28	---	16,403.72
SHP ENFORCEMENT E&E	08.085	1430	4,788,634.00	4,737,877.39	---	50,756.61
SHP TECHNICAL SERVICE E&E	08.120	2285	9,302,711.00	9,220,836.31	---	81,874.69
DPS HP STATE OWNED	13.070	2788	66,391.00	66,391.00	---	---
STATE HIGHWAY PATROL	13.070	3194	733,648.00	733,636.47	---	11.53
TROOP C HEADQUARTERS	21.036	3219	6,099,584.00	707,457.81	5,392,126.00	0.19
REFUND UNUSED STICKERS	08.115	3284	45,000.00	40,126.70	---	4,873.30
RADIO INTEROPERABLE PHS 1	14.250	3764	850,000.00	---	850,000.00	---
FRINGE BENEFITS PS	08.080	4346	46,054,325.00	43,314,075.83	---	2,740,249.17
FRINGE BENEFITS E&E	08.080	4349	5,633,864.00	4,613,826.26	---	1,020,037.74
VEHICLE REPLACEMENT	08.095	4370	5,629,546.00	5,458,946.20	---	170,599.80
GASOLINE PURCHASE	08.090	4472	2,750,306.00	2,721,645.01	---	28,660.99
CRIME LABS PS	08.100	5296	2,970,390.00	2,612,689.74	---	357,700.26
CRIME LABS E&E	08.100	5297	536,201.00	530,719.22	---	5,481.78
DC M&R	15.070	6476	7,350.75	1,843.75	---	5,507.00
HP-GHQ ANNEX ELEVATOR	15.140	6511	3,082.00	---	---	3,082.00
TRP-B ROOF	15.140	6515	54,199.76	54,199.76	---	---
TRP-C HVAC	15.140	6516	65,336.03	65,266.60	---	69.43
TRP-F GARAGE PVMT REPR	15.140	6518	17,177.38	1,640.66	---	15,536.72

Criminal Record System Fund (0671)							
SHP TECHNICAL SERVICE PS	08.120	0635	474,597.00	436,816.72	---	37,780.28	
SHP ENFORCEMENT E&E	08.085	1431	1,382,257.00	268,775.31	---	1,113,481.69	
SHP ADMIN PS	08.075	2121	38,942.00	28,939.35	---	10,002.65	
SHP TECHNICAL SERVICE E&E	08.120	2286	1,348,866.00	284,044.14	---	1,064,821.86	
FBI BACKGROUND CHARGES	08.085	6952	2,400,000.00	1,990,872.00	---	409,128.00	
FRINGE BENEFITS PS	08.080	8867	1,758,565.00	1,562,523.37	---	196,041.63	
FRINGE BENEFITS E&E	08.080	8868	218,512.00	101,254.25	---	117,257.75	
SHP ENFORCEMENT PS	08.085	8870	2,876,622.00	2,699,379.29	---	177,242.71	
CRIME LABS PS	08.100	8872	95,254.00	92,792.35	---	2,461.65	
CRIME LABS E&E	08.100	8873	3,600.00	3,600.00	---	---	
Highway Patrol Academy Fund (0674)							
SHP ACADEMY E&E	08.105	3441	627,974.00	317,183.95	---	310,790.05	
SHP ACADEMY PS	08.105	6328	90,542.00	88,809.42	---	1,732.58	
FRINGE BENEFITS PS	08.080	6329	59,160.00	46,072.25	---	13,087.75	
FRINGE BENEFITS E&E	08.080	6330	5,545.00	4,883.70	---	661.30	
Highway Patrol's Motor Vehicle and Aircraft Revolving Fund (0695)							
SHP ENFORCEMENT E&E	08.085	1967	670,500.00	267,075.51	---	403,424.49	
FRINGE BENEFITS PS	08.080	2900	3,749.00	---	---	3,749.00	
FRINGE BENEFITS E&E	08.080	2901	471.00	187.04	---	283.96	
SHP ENFORCEMENT PS	08.085	2903	7,217.00	---	---	7,217.00	
VEHICLE REPLACEMENT	08.095	6461	7,578,840.00	5,572,080.00	---	2,006,760.00	
Highway Patrol Traffic Records Fund (0758)							
SHP ENFORCEMENT PS	08.085	6891	30,950.00	26,094.00	---	4,856.00	
SHP ENFORCEMENT EE	08.085	6892	92,800.00	63,507.68	---	29,292.32	
FRINGE BENEFITS PS	08.080	7284	12,350.00	10,717.73	---	1,632.27	
FRINGE BENEFITS E&E	08.080	7285	1,874.00	769.80	---	1,104.20	
DNA Profiling Analysis Fund (0772)							
CRIME LABS PS	08.100	7280	58,781.00	49,778.09	---	9,002.91	
CRIME LABS E&E	08.100	7281	1,478,305.00	1,114,356.39	---	363,948.61	
FRINGE BENEFITS PS	08.080	7282	71,649.00	23,811.48	---	47,837.52	
FRINGE BENEFITS E&E	08.080	7283	9,660.00	2,302.23	---	7,357.77	
Highway Patrol Expense Fund (0793)							
HP EMERGENCY EXPENSE E&E	08.125	7044	20,000.00	3,269.00	---	16,731.00	
HP PERSONAL EQUIPMENT E&E	08.130	7045	15,000.00	392.95	---	14,607.05	
HP BENEFIT E&E	08.135	7046	30,000.00	---	---	30,000.00	
Criminal Justice Network and Technology Revolving Fund (0842)							
FRINGE BENEFITS PS	08.080	1975	18,662.00	---	---	18,662.00	
FRINGE BENEFITS E&E	08.080	1976	2,486.00	1,053.64	---	1,432.36	
SHP TECHNICAL SERVICE PS	08.120	2505	40,860.00	---	---	40,860.00	
SHP TECHNICAL SERVICE E&E	08.120	4113	1,500,000.00	1,155,443.28	---	344,556.72	

**STATE OF MISSOURI
SUMMARY OF APPROPRIATION ACTIVITY
SPECIAL REVENUE FUNDS
FOR THE APPROPRIATION YEAR 2007**

	H.B. No.	Appr. No.	Appropriations	Expenditures and Transfers Out	Reappropriations to 2008	Lapse of Appropriations
<u>Division of Liquor Control</u>						
Healthy Families Trust Fund - Tobacco Prevention, Education and Cessation Account Fund (0643)						
ALCOHOL & TOBACCO CNTR PS	08.145	5525	106,712.00	106,624.50	---	87.50
ALCOHOL & TOBACCO CNTR EE	08.145	5526	31,860.00	31,860.00	---	---
<u>Adjutant General</u>						
Missouri National Guard Training Site Fund (0269)						
TRAINING SITE REVOLVING	08.235	3154	305,800.00	290,566.61	---	15,233.39
CONTRACT SERVICES PS	08.240	6942	17,940.00	17,506.50	---	433.50
Missouri National Guard Trust Fund (0900)						
NATIONAL GUARD TRUST FUND	08.205	1863	2,764,400.00	2,417,463.37	---	346,936.63
AG-DESIGN & CONSTRUCTION	15.190	6762	50,000.00	---	---	50,000.00
NATIONAL GUARD TRUST PS	08.205	7278	1,138,849.00	781,367.79	---	357,481.21
NATIONAL GUARD TRUST E&E	08.205	7279	1,219,325.00	574,433.08	---	644,891.92
A G ADMIN E&E	08.200	7523	11,000.00	11,000.00	---	---
CONTRACT SERVICES E&E	08.240	7524	231,249.00	231,249.00	---	---
<u>State Emergency Management Agency</u>						
Chemical Emergency Preparedness Fund (0587)						
A G SEMA PS	08.250	3882	146,847.00	114,606.47	---	32,240.53
A G SEMA E&E	08.250	3883	86,892.00	26,597.47	---	60,294.53
MERC DISTRIBUTIONS	08.255	3884	650,000.00	468,392.33	---	181,607.67
<u>Missouri Veterans' Commission</u>						
Veterans Trust Fund (0579)						
ADMIN & SERVICE E&E	08.160	0981	24,800.00	22,084.94	---	2,715.06
VETERANS HOMES E&E	08.170	2345	52,500.00	45,822.83	---	6,677.17
VETERAN'S VIDEOTAPING E&E	08.160	7064	1.00	---	---	1.00
<u>Missouri Gaming Commission</u>						
Compulsive Gamblers Fund (0249)						
GAMING E&E	08.175	3087	40,000.00	16,701.93	---	23,298.07
Gaming Commission Fund (0286)						
GAMING COMM FRINGES PS	08.180	1542	4,809,328.00	3,409,156.28	---	1,400,171.72
GAMING COMM FRINGES E&E	08.180	1543	267,317.00	217,723.18	---	49,593.82

GAMING COMM REFUNDS	08.185	1651	15,000.00	---	---	15,000.00
GAMING & BINGO PS	08.175	2990	13,065,921.00	10,303,765.03	---	2,762,155.97
GAMING & BINGO E&E	08.175	2991	1,938,115.00	1,490,086.72	---	448,028.28
GAMING COMMISSION	13.080	3198	524,704.00	465,894.92	---	58,809.08
NCLGS DUES	08.175	7010	3,000.00	---	---	3,000.00
Bingo Proceeds for Education Fund (0289)						
BINGO REFUNDS	08.190	2994	5,000.00	---	---	5,000.00
Missouri Breeders Fund (0605)						
HORSE RACING BREEDERS	08.195	3295	5,000.00	---	---	5,000.00

DEPARTMENT OF REVENUE

Legal Services

Motor Vehicle Commission Fund (0588)						
LEGAL SERV PS	04.005	1745	429,806.00	429,797.11	---	8.89
LEGAL SERV E&E	04.005	1746	36,077.00	36,020.30	---	56.70
State Highways and Transportation Department Fund (0644)						
HWY COLL ATTORNEY FEES	04.005	0889	15,000.00	---	---	15,000.00
HWY COLL LEGAL SERV PS	04.005	1777	1,063,351.00	1,031,418.69	---	31,932.31
HWY COLL LEGAL SERV E&E	04.005	1778	131,023.00	124,840.70	---	6,182.30

Fiscal Services

Health Initiatives Fund (0275)						
POSTAGE	04.010	1636	4,989.00	4,839.00	---	150.00
Motor Vehicle Commission Fund (0588)						
POSTAGE	04.010	6869	40,843.00	40,843.00	---	---
Conservation Commission Fund (0609)						
POSTAGE	04.010	6240	1,247.00	1,247.00	---	---
State Highways and Transportation Department Fund (0644)						
HWY COLL FISCAL SERV PS	04.005	1791	462,321.00	448,447.70	---	13,873.30
HWY COLL FISCAL SERV E&E	04.005	1794	80,589.00	68,495.68	---	12,093.32
HWY COLL POSTAGE	04.005	1796	1,719,039.00	1,614,021.41	---	105,017.59

Customer Services - MVDL

Motor Vehicle Commission Fund (0588)						
CS MV-DL-CAB PS	04.005	1714	258,624.00	257,872.65	---	751.35
CS MV-DL-CAB E&E	04.005	1715	344,604.00	39,510.38	---	305,093.62
FED & OTHER FUND REFUNDS	04.055	7292	12,000.00	3,283.00	---	8,717.00
State Highways and Transportation Department Fund (0644)						
HWY COLL CS MV-DL-CAB PS	04.005	1773	3,819,912.00	3,685,921.22	---	133,990.78
HWY COLL CS MV-DL-CAB E&E	04.005	1774	2,866,020.00	2,780,039.00	---	85,981.00
Revenue Specialty Plate Fund (0775)						
CS MV-DL-CAB PS	04.005	1722	2,080.00	1,960.00	---	120.00
CS MV-DL-CAB E&E	04.005	1723	3,000.00	500.00	---	2,500.00

**STATE OF MISSOURI
SUMMARY OF APPROPRIATION ACTIVITY
SPECIAL REVENUE FUNDS
FOR THE APPROPRIATION YEAR 2007**

	H.B. No.	Appr. No.	Appropriations	Expenditures and Transfers Out	Reappropriations to 2008	Lapse of Appropriations
<u>Customer Services - Taxation</u>						
Health Initiatives Fund (0275)						
CIGARETTE TAX REFUNDS	04.085	1640	25,000.00	7,426.66	---	17,573.34
CUST SERV TAX PS	04.005	1701	46,502.00	44,625.47	---	1,876.53
CUST SERV TAX E&E	04.005	1702	4,382.00	308.63	---	4,073.37
Gaming Proceeds for Education Fund (0285)						
FED & OTHER FUND REFUNDS	04.055	3004	21,392.00	---	---	21,392.00
Gaming Commission Fund (0286)						
FED & OTHER FUND REFUNDS	04.055	0929	5,000.00	---	---	5,000.00
Elderly Home-Delivered Meals Trust Fund (0296)						
CUST SERV TAX PS	04.005	1703	11,860.00	11,144.73	---	715.27
Solid Waste Management - Scrap Tire Subaccount Fund (0569)						
FED & OTHER FUND REFUNDS	04.055	1592	20,150.00	11,179.53	---	8,970.47
Services to Victims Fund (0592)						
FED & OTHER FUND REFUNDS	04.055	4262	1,804.00	1,804.00	---	---
Conservation Commission Fund (0609)						
CUST SERV TAX PS	04.005	1706	508,503.00	507,332.14	---	1,170.86
CUST SERV TAX E&E	04.005	1707	16,344.00	8,057.27	---	8,286.73
State School Money Fund (0616)						
CIGARETTE TAX REFUNDS	04.085	1641	50,000.00	16,709.93	---	33,290.07
State Highways and Transportation Department Fund (0644)						
HIGHWAY FUND REFUNDS	04.060	1245	2,290,564.00	2,210,212.21	---	80,351.79
REFUNDS OF MOTOR FUEL TAX	04.070	1248	10,414,000.00	8,907,726.12	---	1,506,273.88
HWY COLL CS TAX PS	04.005	1771	889,034.00	649,697.32	---	239,336.68
HWY COLL CS TAX E&E	04.005	1772	324,733.00	31,529.19	---	293,203.81
Workers' Compensation Fund (0652)						
WORKERS COMP REFUNDS	04.075	8360	1,669,902.00	78,340.59	---	1,591,561.41
Workers' Compensation - Second Injury Fund (0653)						
2ND INJURY REFUNDS	04.080	9162	248,966.00	---	---	248,966.00
Petroleum Inspection Fund (0662)						
CUST SERV TAX PS	04.005	1708	30,665.00	30,132.00	---	533.00
CUST SERV TAX E&E	04.005	1709	2,966.00	130.00	---	2,836.00
Motor Fuel Tax Fund (0673)						
DIST TO CITIES MFT FUND	04.045	1246	188,864,000.00	188,863,668.37	---	331.63
Crime Victims' Compensation Fund (0681)						
FED & OTHER FUND REFUNDS	04.055	4261	1,804.00	1,804.00	---	---

Fair Share Fund (0687)							
CIGARETTE TAX REFUNDS	04.085	1642	11,000.00	7,426.66	---	3,573.34	
Revenue Specialty Plate Fund (0775)							
FED & OTHER FUND REFUNDS	04.055	7295	4,850.00	---	---	4,850.00	
Aviation Trust Fund (0952)							
AVIATION TRUST REFUNDS	04.065	9815	157,927.00	25,589.42	---	132,337.58	

DEPARTMENT OF SOCIAL SERVICES

Nursing Facility Quality of Care Fund (0271)							
SOCIAL SERVICES LEASING	13.100	0666	12,454.00	12,281.25	---	172.75	
Health Initiatives Fund (0275)							
SOCIAL SRVS STATE OWNED	13.100	2658	25,240.00	24,521.98	---	718.02	
DSS FMDC FUEL&UTILITIES	11.007	3317	999.00	---	---	999.00	
Social Services Educational Improvement Fund (0620)							
SOCIAL SRVS STATE OWNED	13.100	2659	32,059.00	6,678.97	---	25,380.03	
Blind Pension Fund (0621)							
SOCIAL SRVS STATE OWNED	13.100	2660	9,065.00	8,944.70	---	120.30	
Youth Services Treatment Fund (0843)							
FED GRANTS & DONATIONS	11.010	5966	999.00	---	---	999.00	
Early Childhood Development, Education and Care Fund (0859)							
SOCIAL SRVS STATE OWNED	13.100	2661	645.00	644.52	---	0.48	

Division of Budget and Finance

Premium Fund (0885)							
RECPT & DISBRSMT REFUNDS	11.045	6931	1,452,400.00	1,452,382.24	---	17.76	

Family Support Division

Utilicare Stabilization Fund (0134)							
ENERGY ASSISTANCE	15.010	2523	6,317,148.00	5,685,433.00	---	631,715.00	
Health Initiatives Fund (0275)							
IM FIELD STAFF/OPS PS	11.070	6287	720,289.00	695,120.24	---	25,168.76	
IM FIELD STAFF/OPS E&E	11.070	6288	28,691.00	27,779.42	---	911.58	
Blind Pension Fund (0621)							
BLIND ADMIN PS	11.165	0768	874,695.00	862,416.37	---	12,278.63	
BLIND ADMIN E&E	11.165	0770	181,490.00	181,175.55	---	314.45	
BLIND PENSIONS	11.125	1407	24,272,802.00	22,957,598.00	---	1,315,204.00	
SVS FOR VISUALLY IMPAIRED	11.170	5699	1,549,503.00	1,549,460.00	---	43.00	

Children's Division

Health Initiatives Fund (0275)							
CHILD FIELD STAFF/OPS PS	11.215	6305	64,206.00	62,195.98	---	2,010.02	
CHILD FIELD STAFF/OPS E&E	11.215	6306	28,749.00	19,592.44	---	9,156.56	

**STATE OF MISSOURI
SUMMARY OF APPROPRIATION ACTIVITY
SPECIAL REVENUE FUNDS
FOR THE APPROPRIATION YEAR 2007**

	H.B. No.	Appr. No.	Appropriations	Expenditures and Transfers Out	Reappropriations to 2008	Lapse of Appropriations
Early Childhood Development, Education and Care Fund (0859)						
EARLY CHILDHOOD STARTUP	11.285	0730	3,689,400.00	3,537,496.95	---	151,903.05
CHILDHOOD DEVELOPMENT	11.285	0731	3,074,500.00	2,978,570.50	---	95,929.50
CHILDHOOD DEV CERTIF	11.285	0739	3,074,500.00	2,782,420.55	---	292,079.45
PURCHASE OF CHILD CARE	11.285	2273	1,548,152.00	1,295,247.25	---	252,904.75
ACCREDITED PROVIDERS	11.285	4628	3,074,500.00	2,961,176.30	---	113,323.70
CHILDREN'S ADMIN PS	11.210	6298	41,741.00	40,426.56	---	1,314.44
CHILDREN'S ADMIN E&E	11.210	6299	11,856.00	2,544.11	---	9,311.89
<u>Division of Youth Services</u>						
Health Initiatives Fund (0275)						
YOUTH TREATMENT PRGM PS	11.295	3608	119,118.00	115,480.47	---	3,637.53
YOUTH TREATMENT PRGM E&E	11.295	3609	9,127.00	8,853.00	---	274.00
Gaming Commission Fund (0286)						
JUVENILE COURT DIVERSION	11.300	0186	500,000.00	374,464.65	---	125,535.35
Social Services Educational Improvement Fund (0620)						
YOUTH TREATMENT PRGM PS	11.295	1748	2,585,891.00	2,585,787.82	---	103.18
YOUTH TREATMENT PRGM E&E	11.295	1749	3,109,715.00	3,109,293.65	---	421.35
Youth Services Products Fund (0764)						
YOUTH TREATMENT PRGM E&E	11.295	6870	25,000.00	---	---	25,000.00
<u>Division of Medical Services</u>						
Healthcare Technology Fund (0170)						
HEALTHCARE TECHNOLOGY	11.415	2910	4,950,000.00	1,933,581.73	---	3,016,418.27
INFO SYS MMIS EE	14.190	3687	225,000.00	161,000.00	---	64,000.00
Nursing Facility Quality of Care Fund (0271)						
MEDICAL SVS ADMIN PS	11.400	1753	75,890.00	75,310.87	---	579.13
MEDICAL SVS ADMIN E&E	11.400	1754	10,281.00	---	---	10,281.00
Health Initiatives Fund (0275)						
MEDICAL SVS ADMIN E&E	11.400	0216	31,385.00	1,488.69	---	29,896.31
MEDICAL SVS ADMIN PS	11.400	1670	286,357.00	273,444.00	---	12,913.00
MANAGED CARE	11.495	1785	9,055,080.00	8,783,428.00	---	271,652.00
HOME HEALTH-PACE	11.485	2821	159,305.00	---	---	159,305.00
CHILDREN'S HLTH INS PRGM	11.535	2869	5,375,576.00	612,843.01	---	4,762,732.99
PHARMACY	11.450	3066	969,293.00	940,214.00	---	29,079.00
PHYSICIANS	11.470	3067	1,247,544.00	1,210,118.00	---	37,426.00

DENTAL	11.475	3070	71,162.00	69,027.00	---	2,135.00
REHAB & SPECIALITY SVS	11.490	3072	194,881.00	189,035.00	---	5,846.00
HOSPITAL CARE	11.510	3073	2,797,179.00	2,713,264.00	---	83,915.00
STATE MEDICAL	11.580	3074	353,437.00	342,834.00	---	10,603.00
Healthy Families Trust Fund - Health Care Treatment and Access Account Fund (0640)						
DSS SAFETY NET	11.510	4079	30,365,444.00	30,365,444.00	---	---
PHARMACY	11.450	5506	1,041,034.00	1,041,034.00	---	---
PHYSICIANS	11.470	5507	1,041,034.00	1,041,034.00	---	---
DENTAL	11.475	5510	848,773.00	848,773.00	---	---
NURSING FACILITIES	11.485	5511	17,973.00	17,973.00	---	---
REHAB & SPECIALTY SVS	11.490	5512	831,745.00	831,745.00	---	---
MANAGED CARE	11.495	5513	4,447,110.00	4,447,110.00	---	---
HOSPITAL CARE	11.510	5515	2,365,987.00	2,365,987.00	---	---
HOSPITAL GME	11.510	5517	10,000,000.00	10,000,000.00	---	---
Life Sciences Research Trust Fund (0763)						
PHARMACY	11.450	3051	38,500,000.00	33,250,000.00	---	5,250,000.00
Missouri Rx Plan Fund (0779)						
MISSOURI RX PLAN	11.450	1024	19,602,166.00	7,009,252.92	---	12,592,913.08
PHARMACY PROGRAM MGMT E&E	11.420	2036	4,160,894.00	410,457.83	---	3,750,436.17
MEDICAL SVS ADMIN PS	11.400	2849	688,596.00	672,583.05	---	16,012.95
MEDICAL SVS ADMIN E&E	11.400	2850	57,800.00	8,204.40	---	49,595.60
Premium Fund (0885)						
CHILDREN'S HLTH INS PRGM	11.535	2872	6,000,000.00	1,809,707.97	---	4,190,292.03
PHARMACY	11.450	3057	3,800,000.00	3,800,000.00	---	---
MEDICAID SUPP POOL	11.585	6133	3,837,940.00	1,712,701.99	---	2,125,238.01

DEPARTMENT OF CORRECTIONS

Correctional Substance Abuse Earnings Fund (0853)						
REACT	09.220	7263	264,600.00	88,232.51	---	176,367.49
Subtotals			6,203,823,478.09	5,516,266,045.36	329,772,999.00	357,784,433.73

Appropriated Transfers Out To:

School District Bond Fund (0248)	02.325	T009	495,926.00	495,926.00	---	---
Student Grant Fund (0839)	03.040	T013	50,000.00	---	---	50,000.00
Natural Resources Cost Allocation Fund (0500)						
	06.410	T014	528.00	507.00	---	21.00
General Revenue Fund (0101)	05.330	T028	62.00	62.00	---	---
General Revenue Fund (0101)	05.330	T029	1,757.00	1,757.00	---	---
General Revenue Fund (0101)	05.330	T032	569.00	569.00	---	---
Missouri Rx Plan Fund (0779)	05.325	T056	13,820,394.00	13,820,394.00	---	---
General Revenue Fund (0101)	05.330	T057	107.00	107.00	---	---
General Revenue Fund (0101)	05.330	T074	43,335.00	43,335.00	---	---
General Revenue Fund (0101)	05.330	T079	2,882.00	2,882.00	---	---

**STATE OF MISSOURI
SUMMARY OF APPROPRIATION ACTIVITY
SPECIAL REVENUE FUNDS
FOR THE APPROPRIATION YEAR 2007**

	H.B. No.	Appr. No.	Appropriations	Expenditures and Transfers Out	Reappropriations to 2008	Lapse of Appropriations
General Revenue Fund (0101)	05.330	T085	16.00	16.00	---	---
Missouri Rx Plan Fund (0779)	11.455	T176	632,019.00	632,018.24	---	0.76
State Legal Expense Fund (0692)	05.140	T235	130,000.00	19,794.32	---	110,205.68
State Legal Expense Fund (0692)	05.140	T261	28,576.00	27,234.73	---	1,341.27
State Legal Expense Fund (0692)	05.140	T268	2,900,000.00	2,845,424.25	---	54,575.75
General Revenue Fund (0101)	04.110	T271	2,500,000.00	2,500,000.00	---	---
General Revenue Fund (0101)	04.115	T272	265,000.00	261,550.68	---	3,449.32
General Revenue Fund (0101)	04.120	T273	265,000.00	261,550.71	---	3,449.29
General Revenue Fund (0101)	05.540	T285	1,591,346.00	229,165.33	---	1,362,180.67
Social Security Contributions Fund (0702)	05.450	T293	16,628,630.00	14,195,047.62	---	2,433,582.38
State Retirement Contributions Fund (0701)	05.465	T297	28,260,299.00	23,518,662.70	---	4,741,636.30
Missouri State Employees' Deferred Compensation Incentive Plan Administration Fund (0706)	05.480	T300	1,114,717.00	1,083,097.84	---	31,619.16
Missouri Consolidated Health Care Plan Benefit Fund (0765)	05.505	T304	24,198,332.00	23,366,934.09	---	831,397.91
Natural Resources Cost Allocation Fund (0500)	06.410	T316	726,918.00	702,461.00	---	24,457.00
Natural Resources Cost Allocation Fund (0500)	06.410	T317	21,182.00	20,391.00	---	791.00
Natural Resources Cost Allocation Fund (0500)	06.410	T323	20,390.00	19,628.00	---	762.00
Natural Resources Cost Allocation Fund (0500)	06.410	T324	1,287,836.00	1,080,001.00	---	207,835.00
Natural Resources Cost Allocation Fund (0500)	06.410	T325	88,290.00	85,650.00	---	2,640.00
Natural Resources Cost Allocation Fund (0500)	06.410	T326	55,642.00	53,686.00	---	1,956.00
Natural Resources Cost Allocation Fund (0500)	06.410	T328	41,927.00	40,360.00	---	1,567.00
Natural Resources Cost Allocation Fund (0500)	06.410	T329	1,464,650.00	1,414,656.00	---	49,994.00
Natural Resources Cost Allocation Fund (0500)	06.410	T330	5,510,334.00	4,980,396.00	---	529,938.00
Natural Resources Cost Allocation Fund (0500)	06.410	T331	421,023.00	405,438.00	---	15,585.00
Natural Resources Cost Allocation Fund (0500)	06.410	T332	76,149.00	73,294.00	---	2,855.00

Natural Resources Cost Allocation Fund (0500)	06.410	T333	71,868.00	69,175.00	---	2,693.00
Natural Resources Cost Allocation Fund (0500)	06.410	T334	355,397.00	349,344.00	---	6,053.00
Natural Resources Cost Allocation Fund (0500)	06.410	T336	731,898.00	697,087.00	---	34,811.00
Natural Resources Cost Allocation Fund (0500)	06.410	T337	462,480.00	448,337.00	---	14,143.00
Natural Resources Cost Allocation Fund (0500)	06.410	T338	13,594.00	13,088.00	---	506.00
General Revenue Fund (0101)	05.330	T345	8,983.00	8,983.00	---	---
Economic Development Administrative Fund (0547)	07.010	T346	159,347.00	111,412.80	---	47,934.20
Economic Development Administrative Fund (0547)	07.010	T349	130,661.00	108,804.38	---	21,856.62
Economic Development Administrative Fund (0547)	07.010	T350	32,588.00	18,275.94	---	14,312.06
Economic Development Administrative Fund (0547)	07.010	T351	375,542.00	375,541.08	---	0.92
Division of Finance Fund (0550)	07.185	T360	52,618.00	28,977.20	---	23,640.80
Division of Finance Fund (0550)	07.200	T361	199,960.00	199,958.31	---	1.69
Kids' Chance Scholarship Fund (0878)	07.830	T365	50,000.00	50,000.00	---	---
Professional Registration Fees Fund (0689)	07.290	T369	133,938.00	88,452.41	---	45,485.59
Professional Registration Fees Fund (0689)	07.290	T370	278,472.00	170,327.72	---	108,144.28
Professional Registration Fees Fund (0689)	07.290	T371	189,295.00	179,074.31	---	10,220.69
Professional Registration Fees Fund (0689)	07.290	T373	133,850.00	120,586.83	---	13,263.17
Professional Registration Fees Fund (0689)	07.290	T374	214,657.00	156,771.38	---	57,885.62
Professional Registration Fees Fund (0689)	07.290	T376	304,797.00	304,099.97	---	697.03
Professional Registration Fees Fund (0689)	07.290	T377	69,800.00	27,394.15	---	42,405.85
Professional Registration Fees Fund (0689)	07.290	T378	56,348.00	44,832.92	---	11,515.08
Professional Registration Fees Fund (0689)	07.290	T379	380,579.00	379,927.38	---	651.62
Professional Registration Fees Fund (0689)	07.290	T380	160,879.00	158,606.00	---	2,273.00
Professional Registration Fees Fund (0689)	07.290	T381	71,215.00	70,356.35	---	858.65
Professional Registration Fees Fund (0689)	07.290	T382	430,439.00	270,248.79	---	160,190.21
Professional Registration Fees Fund (0689)	07.290	T383	88,470.00	68,387.08	---	20,082.92
Professional Registration Fees Fund (0689)	07.290	T384	91,037.00	36,576.93	---	54,460.07
General Revenue Fund (0101)	05.330	T386	65.00	65.00	---	---
Professional Registration Fees Fund (0689)	07.290	T387	17,211.00	17,029.76	---	181.24
Professional Registration Fees Fund (0689)	07.290	T388	1,105,148.00	677,300.44	---	427,847.56
Professional Registration Fees Fund (0689)	07.290	T389	138,152.00	83,182.21	---	54,969.79
Professional Registration Fees Fund (0689)	07.290	T390	115,961.00	102,213.44	---	13,747.56
Professional Registration Fees Fund (0689)	07.290	T391	274,379.00	224,218.28	---	50,160.72
Professional Registration Fees Fund (0689)	07.290	T392	41,269.00	40,092.94	---	1,176.06
Professional Registration Fees Fund (0689)	07.290	T393	348,058.00	260,715.81	---	87,342.19
Professional Registration Fees Fund (0689)	07.290	T394	419,574.00	347,514.73	---	72,059.27
Professional Registration Fees Fund (0689)	07.290	T395	137,692.00	117,215.85	---	20,476.15
Professional Registration Fees Fund (0689)	07.290	T396	51,775.00	51,626.20	---	148.80

**STATE OF MISSOURI
SUMMARY OF APPROPRIATION ACTIVITY
SPECIAL REVENUE FUNDS
FOR THE APPROPRIATION YEAR 2007**

	H.B. No.	Appr. No.	Appropriations	Expenditures and Transfers Out	Reappropriations to 2008	Lapse of Appropriations
Professional Registration Fees Fund (0689)	07.290	T397	540,206.00	406,486.33	---	133,719.67
Professional Registration Fees Fund (0689)	07.290	T398	171,129.00	160,678.96	---	10,450.04
General Revenue Fund (0101)	05.330	T400	11,417.00	---	---	11,417.00
General Revenue Fund (0101)	05.330	T402	1,329.00	1,329.00	---	---
Cosmetology and Barber Examiners Fund Fund (0785)	07.305	T403	4,827,000.00	4,826,718.42	---	281.58
Cosmetology and Barber Examiners Fund Fund (0785)	07.305	T404	716,000.00	715,552.73	---	447.27
Veterans' Commission Capital Improvement Trust Fund (0304)	08.270	T406	6,000,000.00	6,000,000.00	---	---
National Guard Trust Fund (0900)	08.275	T407	4,000,000.00	4,000,000.00	---	---
Missouri College Guarante Fund (0858)	08.280	T408	5,000,000.00	5,000,000.00	---	---
Early Childhood Development, Education and Care Fund (0859)	08.285	T409	30,320,000.00	28,923,520.70	---	1,396,479.30
Health Access Incentive Fund (0276)	10.620	T411	3,241,003.00	3,143,773.00	---	97,230.00
Missouri Investment Trust Fund (9998)	12.175	T420	2,000,000.00	---	---	2,000,000.00
Missouri Investment Trust Fund (9998)	12.175	T421	375,000.00	---	---	375,000.00
General Revenue Fund (0101)	07.285	T422	91,250.00	20,050.24	---	71,199.76
Professional Registration Fees Fund (0689)	07.290	T430	1,622,527.00	1,408,355.34	---	214,171.66
State School Moneys Fund (0616)	02.305	T438	23,400,000.00	23,400,000.00	---	---
Classroom Trust Fund (0784)	02.320	T452	7,622,342.00	7,622,342.00	---	---
Classroom Trust Fund (0784)	02.315	T456	292,026,115.00	292,026,114.68	---	0.32
Federal Student Loan Reserve Fund (0881)	03.105	T463	5,000,000.00	4,223,621.46	---	776,378.54
Labor and Industrial Relations Administrative Fund (0122)	07.805	T472	1,601,648.00	1,349,710.00	---	251,938.00
Labor and Industrial Relations Administrative Fund (0122)	07.805	T473	66,080.00	66,080.00	---	---
Professional Registration Fees Fund (0689)	07.290	T474	52,960.00	52,678.63	---	281.37
State Highways and Transportation Department Fund (0644)	04.225	T476	1.00	---	---	1.00
State Road Fund (0320)	04.255	T479	550,000,000.00	523,744,434.30	---	26,255,565.70
Natural Resources Cost Allocation Fund (0500)	06.410	T481	325,439.00	313,378.00	---	12,061.00
Economic Development Administrative Fund (0547)	07.010	T503	11,065.00	7,664.16	---	3,400.84
Labor and Industrial Relations Administrative Fund (0122)	07.805	T522	290,061.00	93,001.00	---	197,060.00
Guaranty Agency Operating Fund (0880)	03.090	T525	8,000,000.00	---	---	8,000,000.00
General Revenue Fund (0101)	05.300	T541	940.00	940.00	---	---

Health Fund (0143)	05.300	T541	82,890.34	82,890.30	---	0.04
Chemical Emergency Preparedness Fund (0587)	05.300	T541	79,222.04	79,222.00	---	0.04
Workers' Compensation - Second Injury Fund (0653)	05.300	T541	30,652.49	30,652.47	---	0.02
Criminal Record System Fund (0671)	05.300	T541	90.00	90.00	---	---
Crime Victims' Compensation Fund (0681)	05.300	T541	168,230.42	168,230.33	---	0.09
Justice Assistance Grant Program Fund (0782)	05.300	T541	292.50	292.50	---	---
Guaranty Agency Operating Fund (0880)	05.300	T541	11,901,075.21	11,901,069.00	---	6.21
Dry-Cleaning Environmental Response Trust Fund (0898)	05.300	T541	500.00	500.00	---	---
General Revenue Fund (0101)	05.305	T542	4,888,843.22	4,888,842.59	---	0.63
Adjutant General Fund (0190)	05.305	T542	84,000.01	84,000.00	---	0.01
Mental Health Housing Trust Fund (0277)	05.305	T542	647,631.87	647,631.79	---	0.08
Lottery Proceeds Fund (0291)	05.305	T542	8,343,781.43	8,343,780.34	---	1.09
Treatment and Access Account Fund (0640)	05.305	T542	419,355.05	419,355.00	---	0.05
Hazardous Waste Fund (0676)	05.305	T542	108,051.38	108,051.37	---	0.01
Legal Services For Low-Income People Fund (0735)	05.305	T542	168,331.21	168,331.19	---	0.02
Classroom Trust Fund (0784)	05.305	T542	8,326,501.09	8,326,500.00	---	1.09
Abandoned Fund Account Fund (0863)	05.305	T542	22,417.80	22,417.80	---	---
Guaranty Agency Operating Fund (0880)	05.305	T542	24.94	24.94	---	---
General Revenue Fund (0101)	07.190	T543	608,830.00	308,829.51	---	300,000.49
General Revenue Fund (0101)	07.195	T544	6,909.00	---	---	6,909.00
State Road Fund (0320)	08.295	T549	1.00	---	---	1.00
Compulsive Gambler Fund (0249)	08.290	T553	489,850.00	248,173.07	---	241,676.93
General Revenue Fund (0101)	05.310	T555	45,609,865.00	34,836,966.00	---	10,772,899.00
Healthy Families Trust Fund - Health Care Treatment and Access Account Fund (0640)	05.315	T556	53,462,087.00	53,012,008.00	---	450,079.00
Healthy Families Trust Fund - Tobacco Prevention, Education and Cessation Account Fund (0643)	05.320	T559	495,623.00	388,137.00	---	107,486.00
General Revenue Fund (0101)	08.142	T562	714,597.00	714,597.00	---	---
Budget Reserve Fund (0100)	05.285	T567	75,000,000.00	---	---	75,000,000.00
Budget Reserve Fund (0100)	05.290	T568	1.00	---	---	1.00
Missouri Qualified Fuel Ethanol Producer Incentive Fund (0571)	14.075	T570	420,711.00	420,711.00	---	---
General Revenue Fund (0101)	07.285	T580	28,000.00	17,215.43	---	10,784.57
General Revenue Fund (0101)	07.285	T581	122,100.00	39,202.80	---	82,897.20
General Revenue Fund (0101)	07.285	T582	14,400.00	3,906.18	---	10,493.82
General Revenue Fund (0101)	07.285	T584	8,000.00	152.00	---	7,848.00
General Revenue Fund (0101)	07.285	T585	9,064.00	2,492.41	---	6,571.59
General Revenue Fund (0101)	07.285	T587	15,000.00	3,860.88	---	11,139.12
General Revenue Fund (0101)	07.285	T588	53,200.00	52,778.51	---	421.49
General Revenue Fund (0101)	07.285	T589	1,200.00	---	---	1,200.00
General Revenue Fund (0101)	07.285	T590	85,000.00	34,420.65	---	50,579.35
General Revenue Fund (0101)	07.285	T591	9,100.00	218.59	---	8,881.41

**STATE OF MISSOURI
SUMMARY OF APPROPRIATION ACTIVITY
SPECIAL REVENUE FUNDS
FOR THE APPROPRIATION YEAR 2007**

	H.B. No.	Appr. No.	Appropriations	Expenditures and Transfers Out	Reappropriations to 2008	Lapse of Appropriations
General Revenue Fund (0101)	07.285	T592	7,200.00	---	---	7,200.00
General Revenue Fund (0101)	07.285	T593	190,000.00	54,931.64	---	135,068.36
General Revenue Fund (0101)	07.285	T594	13,200.00	10,892.82	---	2,307.18
General Revenue Fund (0101)	07.285	T595	1,200.00	---	---	1,200.00
General Revenue Fund (0101)	07.285	T597	3,700.00	2,314.21	---	1,385.79
General Revenue Fund (0101)	07.285	T598	135,000.00	134,053.05	---	946.95
General Revenue Fund (0101)	07.285	T599	8,961.00	2,914.27	---	6,046.73
General Revenue Fund (0101)	07.285	T600	13,408.00	5,585.90	---	7,822.10
General Revenue Fund (0101)	07.285	T601	119,000.00	80,974.27	---	38,025.73
General Revenue Fund (0101)	07.285	T602	7,700.00	4,653.37	---	3,046.63
General Revenue Fund (0101)	07.285	T603	26,000.00	15,500.42	---	10,499.58
General Revenue Fund (0101)	07.285	T604	51,000.00	37,030.93	---	13,969.07
General Revenue Fund (0101)	07.285	T605	13,500.00	11,149.20	---	2,350.80
General Revenue Fund (0101)	07.285	T606	7,800.00	---	---	7,800.00
General Revenue Fund (0101)	07.285	T607	150,000.00	76,244.18	---	73,755.82
General Revenue Fund (0101)	07.285	T608	22,200.00	14,872.74	---	7,327.26
General Revenue Fund (0101)	07.285	T609	5,047.00	157.87	---	4,889.13
General Revenue Fund (0101)	07.285	T612	3,000.00	---	---	3,000.00
General Revenue Fund (0101)	07.285	T613	5,200.00	3,153.86	---	2,046.14
Professional Registration Fees Fund (0689)	07.290	T614	15,898.00	15,572.45	---	325.55
Professional Registration Fees Fund (0689)	07.290	T615	256,278.00	254,860.61	---	1,417.39
Cosmetology and Barber Exam Fund (0785)	05.330	T627	14,841.00	14,841.00	---	---
Missouri Rx Plan Fund (0779)	05.330	T629	143,565.00	143,565.00	---	---
State Highways and Transportation Department Fund (0644)	04.145	T632	560,178,001.00	557,427,893.92	---	2,750,107.08
Missouri College Guarantee Fund (0858)	03.050	T641	11,083,333.00	11,083,333.00	---	---
General Revenue Fund (0101)	05.330	T654	4,113.00	4,113.00	---	---
General Revenue Fund (0101)	05.330	T664	4,906.00	4,906.00	---	---
General Revenue Fund (0101)	05.330	T665	864.00	864.00	---	---
General Revenue Fund (0101)	05.330	T666	3,102.00	3,102.00	---	---
General Revenue Fund (0101)	05.330	T668	1.00	1.00	---	---
General Revenue Fund (0101)	05.330	T669	82,346.00	82,346.00	---	---
General Revenue Fund (0101)	05.330	T670	4,784.00	4,784.00	---	---
General Revenue Fund (0101)	05.330	T671	638.00	638.00	---	---
General Revenue Fund (0101)	05.330	T672	5,235.00	5,235.00	---	---
General Revenue Fund (0101)	05.330	T673	2,787.00	2,787.00	---	---
General Revenue Fund (0101)	05.330	T674	20,212.00	20,212.00	---	---
General Revenue Fund (0101)	05.330	T675	1,032.00	1,032.00	---	---
General Revenue Fund (0101)	05.330	T676	1,238.00	1,238.00	---	---

General Revenue Fund (0101)	05.330	T678	31,670.00	31,670.00	---	---
General Revenue Fund (0101)	05.330	T679	22,668.00	22,668.00	---	---
General Revenue Fund (0101)	05.330	T680	5,420.00	5,420.00	---	---
General Revenue Fund (0101)	05.330	T681	63,908.00	63,908.00	---	---
General Revenue Fund (0101)	05.330	T682	23,613.00	23,613.00	---	---
General Revenue Fund (0101)	05.330	T684	136,047.00	136,047.00	---	---
General Revenue Fund (0101)	05.330	T685	295,352.00	295,352.00	---	---
General Revenue Fund (0101)	05.330	T686	27,956.00	27,956.00	---	---
General Revenue Fund (0101)	05.330	T687	1.00	1.00	---	---
General Revenue Fund (0101)	05.330	T689	3,515.00	3,502.00	---	13.00
General Revenue Fund (0101)	05.330	T690	19,700.00	19,700.00	---	---
General Revenue Fund (0101)	05.330	T691	7,013.00	7,013.00	---	---
General Revenue Fund (0101)	05.330	T692	813,070.00	813,070.00	---	---
General Revenue Fund (0101)	05.330	T693	56,647.00	56,647.00	---	---
General Revenue Fund (0101)	05.330	T694	13,422.00	13,422.00	---	---
General Revenue Fund (0101)	05.330	T695	5,402.00	5,402.00	---	---
General Revenue Fund (0101)	05.330	T696	959.00	959.00	---	---
General Revenue Fund (0101)	05.330	T697	6,065.00	6,065.00	---	---
General Revenue Fund (0101)	05.330	T698	944.00	944.00	---	---
General Revenue Fund (0101)	05.330	T699	9,559.00	9,559.00	---	---
General Revenue Fund (0101)	05.330	T700	49,353.00	49,353.00	---	---
General Revenue Fund (0101)	05.330	T701	323.00	323.00	---	---
General Revenue Fund (0101)	05.330	T703	978.00	978.00	---	---
General Revenue Fund (0101)	05.330	T723	1,228.00	1,228.00	---	---
General Revenue Fund (0101)	05.330	T725	17,170.00	17,170.00	---	---
General Revenue Fund (0101)	05.330	T726	371.00	371.00	---	---
General Revenue Fund (0101)	05.330	T727	102,038.00	102,038.00	---	---
General Revenue Fund (0101)	05.330	T728	113,694.00	113,694.00	---	---
General Revenue Fund (0101)	05.330	T729	8,671.00	8,671.00	---	---
General Revenue Fund (0101)	05.330	T730	65,923.00	65,923.00	---	---
General Revenue Fund (0101)	05.330	T731	4,022.00	4,022.00	---	---
General Revenue Fund (0101)	05.330	T732	1,725.00	1,725.00	---	---
General Revenue Fund (0101)	05.330	T733	9,807.00	9,807.00	---	---
General Revenue Fund (0101)	05.330	T734	127,388.00	127,388.00	---	---
General Revenue Fund (0101)	05.330	T735	1,140.00	1,140.00	---	---
General Revenue Fund (0101)	05.330	T736	9,871.00	9,871.00	---	---
General Revenue Fund (0101)	05.330	T737	67,580.00	67,580.00	---	---
General Revenue Fund (0101)	05.330	T738	45,711.00	45,711.00	---	---
General Revenue Fund (0101)	05.330	T739	261.00	261.00	---	---
General Revenue Fund (0101)	05.330	T740	2,731.00	2,731.00	---	---
General Revenue Fund (0101)	05.330	T741	1,442.00	1,442.00	---	---
General Revenue Fund (0101)	05.330	T743	24,330.00	24,330.00	---	---
General Revenue Fund (0101)	05.330	T744	701.00	701.00	---	---
General Revenue Fund (0101)	05.330	T745	1,845.00	1,845.00	---	---
General Revenue Fund (0101)	05.330	T746	120.00	120.00	---	---
General Revenue Fund (0101)	05.330	T747	8,084.00	8,084.00	---	---
General Revenue Fund (0101)	05.330	T748	4,849.00	4,849.00	---	---

**STATE OF MISSOURI
SUMMARY OF APPROPRIATION ACTIVITY
SPECIAL REVENUE FUNDS
FOR THE APPROPRIATION YEAR 2007**

	H.B. No.	Appr. No.	Appropriations	Expenditures and Transfers Out	Reappropriations to 2008	Lapse of Appropriations
General Revenue Fund (0101)	05.330	T750	2,593.00	2,593.00	---	---
General Revenue Fund (0101)	05.330	T751	10,474.00	10,474.00	---	---
General Revenue Fund (0101)	05.330	T752	8,641.00	8,641.00	---	---
General Revenue Fund (0101)	05.330	T753	146.00	146.00	---	---
General Revenue Fund (0101)	05.330	T754	4,318.00	4,318.00	---	---
General Revenue Fund (0101)	05.330	T755	48,822.00	48,822.00	---	---
General Revenue Fund (0101)	05.330	T756	121,466.00	121,466.00	---	---
General Revenue Fund (0101)	05.330	T757	350.00	350.00	---	---
General Revenue Fund (0101)	05.330	T758	209.00	---	---	209.00
General Revenue Fund (0101)	05.330	T759	75,509.00	75,509.00	---	---
General Revenue Fund (0101)	05.330	T762	11.00	11.00	---	---
General Revenue Fund (0101)	05.330	T763	219,015.00	219,015.00	---	---
General Revenue Fund (0101)	05.330	T764	74.00	74.00	---	---
General Revenue Fund (0101)	05.330	T766	70,328.00	70,328.00	---	---
General Revenue Fund (0101)	05.330	T767	8,245.00	8,245.00	---	---
General Revenue Fund (0101)	05.330	T769	2,112,031.00	2,112,031.00	---	---
General Revenue Fund (0101)	05.330	T770	8,061.00	8,060.00	---	1.00
General Revenue Fund (0101)	05.330	T772	282.00	282.00	---	---
General Revenue Fund (0101)	05.330	T773	5,322.00	5,322.00	---	---
General Revenue Fund (0101)	05.330	T774	21,645.00	21,645.00	---	---
General Revenue Fund (0101)	05.330	T776	3,871.00	3,871.00	---	---
General Revenue Fund (0101)	05.330	T777	25,030.00	25,030.00	---	---
General Revenue Fund (0101)	05.330	T778	54,847.00	54,847.00	---	---
General Revenue Fund (0101)	05.330	T779	2,389.00	2,389.00	---	---
General Revenue Fund (0101)	05.330	T780	20,398.00	20,398.00	---	---
General Revenue Fund (0101)	05.330	T781	28,360.00	28,360.00	---	---
General Revenue Fund (0101)	05.330	T782	4,276.00	4,276.00	---	---
General Revenue Fund (0101)	05.330	T783	16,813.00	16,813.00	---	---
General Revenue Fund (0101)	05.330	T784	7,779.00	7,779.00	---	---
General Revenue Fund (0101)	05.330	T785	24,835.00	24,835.00	---	---
General Revenue Fund (0101)	05.330	T786	2,838.00	2,838.00	---	---
General Revenue Fund (0101)	05.330	T787	177.00	177.00	---	---
General Revenue Fund (0101)	05.330	T788	264,367.00	264,367.00	---	---
General Revenue Fund (0101)	05.330	T789	928,474.00	928,474.00	---	---
General Revenue Fund (0101)	05.330	T790	14,541.00	14,541.00	---	---
General Revenue Fund (0101)	05.330	T791	12,444.00	12,444.00	---	---
General Revenue Fund (0101)	05.330	T792	9,092.00	9,092.00	---	---
General Revenue Fund (0101)	05.330	T793	162,145.00	18,580.00	---	143,565.00
General Revenue Fund (0101)	05.330	T796	284,641.00	284,641.00	---	---

General Revenue Fund (0101)	05.330	T797	25,919.00	25,919.00	---	---
General Revenue Fund (0101)	05.330	T798	74.00	74.00	---	---
General Revenue Fund (0101)	05.330	T799	23,283.00	23,283.00	---	---
General Revenue Fund (0101)	05.330	T800	101,191.00	101,191.00	---	---
General Revenue Fund (0101)	05.330	T801	3,382.00	3,382.00	---	---
General Revenue Fund (0101)	05.330	T802	4,850.00	4,850.00	---	---
General Revenue Fund (0101)	05.330	T803	69,492.00	69,492.00	---	---
General Revenue Fund (0101)	05.330	T804	12,445.00	12,445.00	---	---
General Revenue Fund (0101)	05.330	T805	14,766.00	14,766.00	---	---
General Revenue Fund (0101)	05.330	T806	41,849.00	41,849.00	---	---
General Revenue Fund (0101)	05.330	T807	4,643.00	4,643.00	---	---
General Revenue Fund (0101)	05.330	T808	110,439.00	110,439.00	---	---
General Revenue Fund (0101)	05.330	T809	19,328.00	19,328.00	---	---
General Revenue Fund (0101)	05.330	T810	1,388.00	1,388.00	---	---
General Revenue Fund (0101)	05.330	T814	653.00	653.00	---	---
General Revenue Fund (0101)	05.330	T816	2,379.00	2,379.00	---	---
General Revenue Fund (0101)	05.330	T817	37,939.00	37,939.00	---	---
General Revenue Fund (0101)	05.330	T818	82,359.00	82,359.00	---	---
General Revenue Fund (0101)	05.330	T819	223.00	223.00	---	---
General Revenue Fund (0101)	05.330	T823	397.00	397.00	---	---
General Revenue Fund (0101)	05.330	T824	3,090.00	3,090.00	---	---
General Revenue Fund (0101)	05.330	T825	3,279.00	3,279.00	---	---
General Revenue Fund (0101)	05.330	T826	437.00	437.00	---	---
General Revenue Fund (0101)	05.330	T827	1,104.00	1,104.00	---	---
General Revenue Fund (0101)	05.330	T828	5,968.00	5,968.00	---	---
General Revenue Fund (0101)	05.330	T829	3,987.00	3,987.00	---	---
General Revenue Fund (0101)	05.330	T830	2,038.00	2,038.00	---	---
General Revenue Fund (0101)	05.330	T831	1,968.00	1,968.00	---	---
General Revenue Fund (0101)	05.330	T832	257.00	257.00	---	---
General Revenue Fund (0101)	05.330	T833	16.00	16.00	---	---
General Revenue Fund (0101)	05.330	T835	148,902.00	148,902.00	---	---
General Revenue Fund (0101)	05.330	T836	141,924.00	141,924.00	---	---
General Revenue Fund (0101)	05.330	T837	6,955.00	6,955.00	---	---
General Revenue Fund (0101)	05.330	T838	16,528.00	16,528.00	---	---
General Revenue Fund (0101)	05.330	T839	1,196.00	1,196.00	---	---
General Revenue Fund (0101)	05.330	T840	1,193.00	1,193.00	---	---
General Revenue Fund (0101)	05.330	T841	11,352.00	11,352.00	---	---
General Revenue Fund (0101)	05.330	T842	11,039.00	11,039.00	---	---
General Revenue Fund (0101)	05.330	T844	5,120.00	5,120.00	---	---
General Revenue Fund (0101)	05.330	T845	706.00	706.00	---	---
General Revenue Fund (0101)	05.330	T846	469.00	469.00	---	---
General Revenue Fund (0101)	05.330	T847	1,730.00	1,730.00	---	---
General Revenue Fund (0101)	05.330	T848	1,156.00	1,156.00	---	---
General Revenue Fund (0101)	05.330	T849	69,693.00	28,703.00	---	40,990.00
General Revenue Fund (0101)	05.330	T850	288,199.00	288,192.00	---	7.00
General Revenue Fund (0101)	05.330	T854	263.00	263.00	---	---
General Revenue Fund (0101)	05.330	T855	39.00	39.00	---	---

**STATE OF MISSOURI
SUMMARY OF APPROPRIATION ACTIVITY
SPECIAL REVENUE FUNDS
FOR THE APPROPRIATION YEAR 2007**

	H.B. No.	Appr. No.	Appropriations	Expenditures and Transfers Out	Reappropriations to 2008	Lapse of Appropriations
General Revenue Fund (0101)	05.330	T856	5,930.00	5,930.00	---	---
General Revenue Fund (0101)	05.330	T857	55,968.00	55,968.00	---	---
General Revenue Fund (0101)	05.330	T862	85.00	85.00	---	---
General Revenue Fund (0101)	05.330	T863	1,114.00	1,114.00	---	---
General Revenue Fund (0101)	05.330	T864	6,557.00	6,557.00	---	---
General Revenue Fund (0101)	05.330	T865	30,011.00	30,011.00	---	---
General Revenue Fund (0101)	05.330	T866	2,653.00	2,653.00	---	---
General Revenue Fund (0101)	05.330	T868	7,715.00	7,715.00	---	---
General Revenue Fund (0101)	05.330	T870	2,092.00	2,092.00	---	---
General Revenue Fund (0101)	05.330	T872	142,914.00	142,914.00	---	---
General Revenue Fund (0101)	05.330	T873	68.00	68.00	---	---
General Revenue Fund (0101)	05.330	T875	230,771.00	230,771.00	---	---
General Revenue Fund (0101)	05.330	T876	580.00	580.00	---	---
General Revenue Fund (0101)	05.330	T877	36.00	36.00	---	---
General Revenue Fund (0101)	05.330	T878	47,675.00	47,675.00	---	---
Water Pollution Control Bond and Interest - Series A 2002 Fund (0231)	01.025	T883	6,287,634.00	970,932.15	---	5,316,701.85
General Revenue Fund (0101)	07.050	T887	567,630.00	567,630.00	---	---
Social Security Contributions Fund (0702)	05.455	T900	6,820,000.00	6,210,382.22	---	609,617.78
Missouri State Employees' Deferred Compensation Incentive Plan Administration Fund (0706)	05.485	T901	557,000.00	457,453.32	---	99,546.68
Professional Registration Fees Fund (0689)	07.295	T903	1.00	---	---	1.00
Natural Resources Cost Allocation Fund (0500)	06.410	T904	67,798.00	65,446.00	---	2,352.00
Railroad Expense Fund (0659)	04.335	T907	100,000.00	---	---	100,000.00
General Revenue Fund (0101)	05.330	T913	7,771.00	7,771.00	---	---
General Revenue Fund (0101)	05.330	T914	1,189.00	1,189.00	---	---
General Revenue Fund (0101)	05.330	T915	455,696.00	---	---	455,696.00
General Revenue Fund (0101)	05.330	T918	3,891.00	---	---	3,891.00
General Revenue Fund (0101)	05.330	T919	3.00	3.00	---	---
General Revenue Fund (0101)	05.330	T921	237,270.00	---	---	237,270.00
General Revenue Fund (0101)	05.330	T922	20.00	20.00	---	---
General Revenue Fund (0101)	05.330	T925	365.00	365.00	---	---
General Revenue Fund (0101)	05.330	T926	147.00	147.00	---	---
General Revenue Fund (0101)	07.095	T956	1.00	---	---	1.00
General Revenue Fund (0101)	07.100	T957	1.00	---	---	1.00
State School Moneys Fund (0616)	02.330	T961	2,000,000.00	1,067,406.52	---	932,593.48
General Revenue Fund (0101)	05.330	T962	1,513.00	1,513.00	---	---

General Revenue Fund (0101)	05.330	T963	17,274.00	17,274.00	---	---
General Revenue Fund (0101)	05.330	T965	7,587.00	7,587.00	---	---
General Revenue Fund (0101)	05.330	T966	6,236.00	6,236.00	---	---
General Revenue Fund (0101)	05.330	T967	3,484.00	3,484.00	---	---
General Revenue Fund (0101)	05.330	T969	1,823.00	1,823.00	---	---
General Revenue Fund (0101)	05.330	T971	291.00	291.00	---	---
General Revenue Fund (0101)	05.330	T972	677.00	677.00	---	---
General Revenue Fund (0101)	07.285	T982	1.00	---	---	1.00
Professional Registration Fees Fund (0689)	07.290	T983	6,301.00	5,616.77	---	684.23
General Revenue Fund (0101)	04.130	T989	11,169.00	2,086.84	---	9,082.16
Special Employment Security - Principal and Interest Fund (0205)	05.210	T999	1.00	---	---	1.00
Subtotals			<u>1,868,668,759.00</u>	<u>1,718,875,000.23</u>	<u>---</u>	<u>149,793,758.77</u>
Totals			<u><u>\$ 8,072,492,237.09</u></u>	<u><u>\$ 7,235,141,045.59</u></u>	<u><u>\$ 329,772,999.00</u></u>	<u><u>\$ 507,578,192.50</u></u>

**STATE OF MISSOURI
SUMMARY OF APPROPRIATION ACTIVITY
DEBT SERVICE FUNDS
FOR THE APPROPRIATION YEAR 2007**

<u>OFFICE OF ADMINISTRATION</u>	<u>H.B. No.</u>	<u>Appr. No.</u>	<u>Appropriations</u>	<u>Expenditures and Transfers Out</u>	<u>Reappropriations to 2008</u>	<u>Lapse of Appropriations</u>
<u>Division of Accounting</u>						
Special Employment Security - Principal and Interest Fund (0205)						
BUFF PRIN & INTEREST PAY	05.215	7317	\$ 1.00	\$ ---	\$ ---	\$ 1.00
<u>Board of Fund Commissioners</u>						
Water Pollution Control Bond and Interest - Series B 2002 Fund (0200)						
STATE WPC BONDS	01.030	6162	16,417,794.00	16,417,793.76	---	0.24
Third State Building Bond Interest and Sinking - Series A 2002 Fund (0201)						
3RD STATE BLDG BONDS	01.050	6163	34,185,225.00	34,185,225.00	---	---
Fourth State Building Bond and Interest - Series A 2002 Fund (0202)						
4TH STATE BUILDING BONDS	01.020	6164	8,702,682.00	8,702,681.26	---	0.74
Water Pollution Control Bond and Interest - Series A 2003 Fund (0203)						
STATE WPC BONDS	01.030	6903	747,713.00	747,712.50	---	0.50
Third State Building Bond Interest and Sinking - Series A 2003 Fund (0204)						
3RD STATE BLDG BONDS	01.050	6902	16,324,063.00	16,324,062.50	---	0.50
Fourth State Building Bond and Interest - Series A 2005 Fund (0206)						
4TH STATE BUILDING BONDS	01.020	1111	2,266,500.00	2,266,500.00	---	---
Water Pollution Control Bond and Interest - Series A 2005 Fund (0218)						
STATE WPC BONDS	01.030	1119	4,755,000.00	4,755,000.00	---	---
Stormwater Control Bond and Interest - Series A 2005 Fund (0219)						
STORMWATER CNTRL BONDS	01.040	1120	858,750.00	858,750.00	---	---
Water Pollution Control Bond and Interest - Series A 2002 Fund (0231)						
STATE WPC BONDS	01.030	5198	2,004,469.00	2,004,468.76	---	0.24
Stormwater Control Bond and Interest - Series A 2002 Fund (0239)						
STORMWATER CNTRL BONDS	01.040	5199	1,002,338.00	1,002,337.50	---	0.50

Water Pollution Control Bond and Interest - Series A 2001 Fund (0244)							
STATE WPC BONDS	01.030	3018	1,436,488.00	1,436,487.50	---	0.50	
Stormwater Control Bond and Interest - Series A 2001 Fund (0245)							
STORMWATER CNTRL BONDS	01.040	3019	<u>718,083.00</u>	<u>718,082.50</u>	<u>---</u>	<u>0.50</u>	
Subtotals			<u>89,419,106.00</u>	<u>89,419,101.28</u>	<u>---</u>	<u>4.72</u>	
Appropriated Transfers Out To:							
Water Pollution Control Bond and Interest - Series A 2005 Fund (0218)	05.305	T542	165.00	164.12	---	0.88	
Stormwater Control Bond and Interest - Series A 2005 Fund (0219)	05.305	T542	<u>199.00</u>	<u>198.34</u>	<u>---</u>	<u>0.66</u>	
Subtotals			<u>364.00</u>	<u>362.46</u>	<u>---</u>	<u>1.54</u>	
Totals			<u><u>\$ 89,419,470.00</u></u>	<u><u>\$ 89,419,463.74</u></u>	<u><u>---</u></u>	<u><u>\$ 6.26</u></u>	

**STATE OF MISSOURI
SUMMARY OF APPROPRIATION ACTIVITY
CAPITAL PROJECTS FUNDS
FOR THE APPROPRIATION YEAR 2007**

	H.B. No.	Appr. No.	Appropriations	Expenditures and Transfers Out	Reappropriations to 2008	Lapse of Appropriations
<u>OFFICE OF ADMINISTRATION</u>						
<u>Division of Accounting</u>						
Veterans' Commission Capital Improvement Trust Fund (0304)						
UNEMPLOYMENT BENEFITS	05.495	6893	\$ 4,223.00	\$ ---	\$ ---	\$ 4,223.00
State Road Fund (0320)						
UNEMPLOYMENT BENEFITS	05.495	1141	969,206.00	969,205.35	---	0.65
<u>Information Technology Services Division</u>						
Veterans' Commission Capital Improvement Trust Fund (0304)						
DPS IT CONSOLIDATION E&E	05.035	1338	14,000.00	13,266.18	---	733.82
<u>Division of Facilities Management, Design and Construction</u>						
BPB-Series A 2003 Bond Proceeds-Projects Fund (0309)						
MSP REDEVELOP COMM	15.067	6402	9,248.00	9,248.00	---	---
STATEWIDE M&R	15.060	6758	341,676.00	341,675.30	---	0.70
<u>DEPARTMENT OF AGRICULTURE</u>						
BPB-Series A 2003 Bond Proceeds-Projects Fund (0309)						
STATEWIDE M&R	15.060	6758	0.23	---	---	0.23
<u>DEPARTMENT OF ECONOMIC DEVELOPMENT</u>						
BPB-Series A 2003 Bond Proceeds-Projects Fund (0309)						
STATEWIDE M&R	15.060	6758	0.50	---	---	0.50
<u>DEPARTMENT OF ELEMENTARY AND SECONDARY EDUCATION</u>						
BPB-Series A 2003 Bond Proceeds-Projects Fund (0309)						
STATEWIDE M&R	15.060	6758	15,097.00	15,096.60	---	0.40

DEPARTMENT OF HIGHER EDUCATION

State Colleges and Universities

BPB-Series A 2003 Bond Proceeds-Projects

Fund (0309)

UMKC LIFE SCIENCES BLDG	15.050	6661	18,119,420.74	18,119,420.74	---	---
-------------------------	--------	------	---------------	---------------	-----	-----

DEPARTMENT OF HEALTH AND SENIOR SERVICES

BPB-Series A 2003 Bond Proceeds-Projects

Fund (0309)

HEALTH LAB REDEVELOPMENT	21.015	2878	3,720,891.00	2,796,661.24	924,229.00	0.76
STATE HEALTH LAB	15.075	6790	821,352.93	821,352.93	---	---

DEPARTMENT OF TRANSPORTATION

State Road Bond Fund (0319)

BOND PRINCIPAL & INTEREST	04.205	7485	68,619,183.00	59,273,795.25	---	9,345,387.75
---------------------------	--------	------	---------------	---------------	-----	--------------

State Road Fund (0320)

FLEET FAC & INFO SYS E&E	04.245	0118	87,784,871.00	84,492,704.19	---	3,292,166.81
TRANSPORTATION ENHANCEMNT	04.210	1819	20,000,000.00	6,225,833.52	---	13,774,166.48
FERRY BOAT OPERATION GNTS	04.350	2267	150,000.00	150,000.00	---	---
SAFE ROUTES TO SCHOOL	04.215	2330	2,000,000.00	19,351.78	---	1,980,648.22
BOND PRINCIPAL & INTEREST	04.205	3550	109,525,000.00	96,125,460.73	---	13,399,539.27
MAINTENANCE E&E	04.215	4399	186,299,341.00	178,790,759.87	---	7,508,581.13
CONSTRUCTION E&E	04.205	4402	29,222,360.00	27,492,201.97	---	1,730,158.03
CONSTRUCTION	04.205	4403	1,243,451,000.00	530,660,406.05	---	712,790,593.95
MOTORIST ASSISTANCE E&E	04.240	6649	441,220.00	424,101.22	---	17,118.78
MOTOR CARRIER SRVC E&E	04.230	7049	2,136,019.00	1,190,069.06	---	945,949.94
ADMINISTRATION PS	04.200	7435	21,173,992.00	20,567,093.67	---	606,898.33
ADMINISTRATION E&E	04.200	7436	6,594,940.00	5,020,675.21	---	1,574,264.79
FRINGES ADMIN PS	04.200	7438	8,814,968.00	8,638,678.74	---	176,289.26
FRINGES ADMIN E&E	04.200	7439	12,308,818.00	8,959,668.21	---	3,349,149.79
CONSTRUCTION PS	04.205	7440	87,881,951.00	85,533,385.93	---	2,348,565.07
FRINGES CONSTRUCTION PS	04.205	7443	38,147,494.00	36,928,962.32	---	1,218,531.68
FRINGES CONSTRUCTION E&E	04.205	7444	1,137,753.00	1,115,009.27	---	22,743.73
MAINTENANCE PS	04.215	7445	141,947,588.00	139,644,060.05	---	2,303,527.95
FRINGES MAINTENANCE PS	04.215	7448	67,059,097.00	66,334,828.84	---	724,268.16
FRINGES MAINTENANCE E&E	04.215	7449	10,423,316.00	10,391,713.57	---	31,602.43
MOTOR CARRIER SRVC PS	04.230	7451	3,809,455.00	3,710,809.55	---	98,645.45
FRINGES MOTOR CARRIER PS	04.230	7458	1,131,359.00	1,112,354.83	---	19,004.17
FRINGES MOTOR CARRIER E&E	04.230	7459	19,155.00	19,154.38	---	0.62
MOTORIST ASSISTANCE PS	04.240	7460	1,905,814.00	1,862,110.40	---	43,703.60
FRINGES MOTOR ASSIST PS	04.240	7462	893,649.00	856,748.65	---	36,900.35
FRINGES MOTOR ASSIST E&E	04.240	7463	159,809.00	159,138.33	---	670.67

**STATE OF MISSOURI
SUMMARY OF APPROPRIATION ACTIVITY
CAPITAL PROJECTS FUNDS
FOR THE APPROPRIATION YEAR 2007**

	H.B. No.	Appr. No.	Appropriations	Expenditures and Transfers Out	Reappropriations to 2008	Lapse of Appropriations
FLEET FAC & INFO SYS PS	04.245	7464	16,073,999.00	15,231,596.79	---	842,402.21
FRINGES FLT FAC&INFO-PS	04.245	7466	7,132,995.00	6,747,177.63	---	385,817.37
FRINGES FLT FAC&INFO-E&E	04.245	7467	274,978.00	270,737.90	---	4,240.10
MULTIMODAL OPS ADMIN PS	04.260	7468	344,887.00	323,573.28	---	21,313.72
FRINGES MULTIMODAL PS	04.260	7469	109,196.00	97,338.69	---	11,857.31
MULTIMODAL OPS ADMIN E&E	04.260	8904	19,897.00	13,792.43	---	6,104.57
State Road Fund - Series 2006 Fund (0327)						
CONSTRUCTION BONDS	04.205	2261	843,979,021.00	843,977,198.25	---	1,822.75
<u>DEPARTMENT OF MENTAL HEALTH</u>						
BPB-Series A 2003 Bond Proceeds-Projects Fund (0309)						
STATEWIDE M&R	15.060	6758	1,120,725.64	1,120,723.54	---	2.10
<u>DEPARTMENT OF NATURAL RESOURCES</u>						
<u>Division of Environmental Quality</u>						
Water Pollution Control - Series 2002 - 37G Fund (0301)						
RURAL WATER&SEWER GRANTS	06.295	6136	16,809,825.00	5,132,665.28	---	11,677,159.72
Stormwater - Series A 2002 - 37H Fund (0302)						
STORMWATER GRANTS	06.295	6137	9,985,859.00	3,144,806.67	---	6,841,052.33
Water Pollution Control - Series A 2001 - 37E Fund (0385)						
WASTEWATER FACILITY GRANT	06.295	6134	3,000,000.00	2,560,861.96	---	439,138.04
RURAL WATER&SEWER GRANTS	06.295	6135	3,660,000.00	924,377.52	---	2,735,622.48
Stormwater Control - Series A 2001 - 37H Fund (0387)						
STORMWATER GRANTS	06.295	7341	9,000,000.00	7,206,442.66	---	1,793,557.34
<u>DEPARTMENT OF PUBLIC SAFETY</u>						
Veterans' Commission Capital Improvement Trust Fund (0304)						
DC M&R	15.070	6479	584.90	584.90	---	---
BPB-Series A 2003 Bond Proceeds-Projects Fund (0309)						
STATEWIDE M&R	15.060	6758	23,580.74	23,579.75	---	0.99

Adjutant GeneralVeterans' Commission Capital Improvement
Trust Fund (0304)

VETS RECOGNITION PRG E&E	08.210	3430	309,794.00	30,810.51	---	278,983.49
VETS RECOGNITION PRG PS	08.210	6843	44,332.00	37,800.53	---	6,531.47

BPB-Series A 2003 Bond Proceeds-Projects
Fund (0309)

AG-FED PROJECT SUPPORT	15.185	6422	16,182.79	13,612.50	---	2,570.29
SPRINGFIELD NEW AVCRAD	15.195	6424	62,989.10	36,428.06	26,561.00	0.04
CHILLICOTHE RENOVATE	15.200	6428	13,964.20	13,964.10	---	0.10
KC MAINT BLDG	15.200	6429	157,818.00	---	---	157,818.00
FARMINGTON ADDTN	15.200	6430	1,356.30	---	---	1,356.30
HANNIBAL MAINT BLDG	15.200	6431	9,916.92	8,014.20	---	1,902.72
RICHMOND MAINT BLDG	15.200	6432	37,000.00	---	---	37,000.00

Missouri Veterans' CommissionVeterans' Commission Capital Improvement
Trust Fund (0304)

VETERANS HOMES PS	08.170	0639	26,208.00	22,007.95	---	4,200.05
M&R STATEWIDE VCCITF	18.010	0704	491,119.89	269,068.85	222,051.00	0.04
M&R VC-CAPE-MEXICO HOME	18.065	0726	1,216,423.90	1,189,042.71	27,381.00	0.19
VET CEMTERY FT LEONARD WD	19.059	0966	1.00	---	---	1.00
FT LEONARD WOOD CEMETERY	21.035	2887	550,000.00	125,637.95	424,362.00	0.05
ADMIN & SERVICE PS	08.160	4481	897,124.00	853,130.12	---	43,993.88
ADMIN & SERVICE E&E	08.160	4482	643,150.00	614,365.82	---	28,784.18
VETERANS SVS OFFICER PRGM	08.165	5052	750,000.00	750,000.00	---	---
SPFD COLUMBARIUM WALL	15.155	6417	6,424.22	6,424.22	---	---
CAPE-VH DINING ROOM	15.160	6418	64,728.44	64,728.44	---	---
STJAMES-VH DINING ROOM	15.160	6419	1,599.82	---	---	1,599.82
STLOUIS-VH FENCE	15.160	6420	4,123.65	3,933.55	---	190.10
CAPE-VH FLOOR/ROOMS	15.150	6520	347,655.48	345,581.48	---	2,074.00
STLOUIS-VH DOORS	15.150	6522	1,734.90	1,734.90	---	---
STLOUIS-VH ROOF	15.150	6523	26,710.49	24,874.49	---	1,836.00
CAPE VH KITCHEN RENOV	15.150	6525	122,735.49	122,735.49	---	---
CAPE VH VARIOUS PROJECTS	15.165	6968	1,060,554.23	568,874.70	250,000.00	241,679.53

DEPARTMENT OF SOCIAL SERVICESBPB-Series A 2003 Bond Proceeds-Projects
Fund (0309)

STATEWIDE M&R	15.060	6758	2,472.95	2,472.75	---	0.20
---------------	--------	------	----------	----------	-----	------

Fourth State Building - Series A 1998
Fund (0382)

M&R 4TH STATE PROJECTS	18.010	0701	1,336,319.37	824,876.59	511,442.00	0.78
------------------------	--------	------	--------------	------------	------------	------

**STATE OF MISSOURI
SUMMARY OF APPROPRIATION ACTIVITY
CAPITAL PROJECTS FUNDS
FOR THE APPROPRIATION YEAR 2007**

	H.B. No.	Appr. No.	Appropriations	Expenditures and Transfers Out	Reappropriations to 2008	Lapse of Appropriations
<u>DEPARTMENT OF CORRECTIONS</u>						
BPB-Series A 2003 Bond Proceeds-Projects Fund (0309)						
STATEWIDE M&R	15.060	6758	354,681.85	354,681.82	---	0.03
Fourth State Building - Series A 1998 Fund (0382)						
M&R 4TH STATE PROJECTS	18.010	0701	5,128,015.24	3,802,407.68	1,325,607.00	0.56
<u>Division of Adult Institutions</u>						
BPB-Series A 2003 Bond Proceeds-Projects Fund (0309)						
NECC NEW JUVENILE UNIT	15.215	6439	112,757.13	62,392.27	50,364.00	0.86
<u>Division of Probation and Parole</u>						
BPB-Series A 2003 Bond Proceeds-Projects Fund (0309)						
COMM SUPERVISION CTRS	15.210	6438	1,447,754.74	717,498.94	730,255.00	0.80
Subtotals			<u>3,103,834,463.78</u>	<u>2,296,427,559.80</u>	<u>4,492,252.00</u>	<u>802,914,651.98</u>
Appropriated Transfers Out To:						
General Revenue Fund (0101)	05.540	T285	1,119.00	765.08	---	353.92
Social Security Contributions Fund (0702)	05.450	T293	20,924,464.00	19,819,153.28	---	1,105,310.72
State Retirement Contributions Fund (0701)	05.465	T297	447,691.00	426,818.16	---	20,872.84
Missouri State Employees' Deferred Compensation Incentive Plan Administration Fund (0706)						
	05.480	T300	1,620,110.00	1,597,753.63	---	22,356.37
Missouri Consolidated Health Care Plan Benefit Fund (0765)						
	05.505	T304	652,803.00	652,756.33	---	46.67
Missouri Veterans' Homes Fund (0460)	08.265	T405	500,000.00	---	---	500,000.00
General Revenue Fund (0101)	05.330	T702	131,643.00	131,643.00	---	---
Subtotals			<u>24,277,830.00</u>	<u>22,628,889.48</u>	<u>---</u>	<u>1,648,940.52</u>
Totals			<u>\$ 3,128,112,293.78</u>	<u>\$ 2,319,056,449.28</u>	<u>\$ 4,492,252.00</u>	<u>\$ 804,563,592.50</u>

**STATE OF MISSOURI
SUMMARY OF APPROPRIATION ACTIVITY
PERMANENT FUNDS
FOR THE APPROPRIATION YEAR 2007**

	<u>H.B. No.</u>	<u>Appr. No.</u>	<u>Appropriations</u>	<u>Expenditures and Transfers Out</u>	<u>Reappropriations to 2008</u>	<u>Lapse of Appropriations</u>
<u>DEPARTMENT OF HEALTH AND SENIOR SERVICES</u>						
<u>Division of Community and Public Health</u>						
Champ W. Smith and Mary C. Smith Memorial Endowment Trust Fund (0873)						
CHILD W/SPECIAL NEEDS	10.655	7727	\$ 35,000.00	\$ 35,000.00	\$ ---	\$ ---
<u>DEPARTMENT OF NATURAL RESOURCES</u>						
Confederate Memorial Park Fund (0812)						
REFUND ACCOUNTS	06.415	3546	<u>165.00</u>	<u>---</u>	<u>---</u>	<u>165.00</u>
Subtotals			<u>35,165.00</u>	<u>35,000.00</u>	<u>---</u>	<u>165.00</u>
Appropriated Transfers Out To:						
General Revenue Fund (0101)	05.330	T822	18.00	18.00	---	---
General Revenue Fund (0101)	05.330	T853	95.00	95.00	---	---
General Revenue Fund (0101)	05.330	T968	<u>3.00</u>	<u>3.00</u>	<u>---</u>	<u>---</u>
Subtotals			<u>116.00</u>	<u>116.00</u>	<u>---</u>	<u>---</u>
Totals			<u><u>\$ 35,281.00</u></u>	<u><u>\$ 35,116.00</u></u>	<u><u>---</u></u>	<u><u>\$ 165.00</u></u>

**STATE OF MISSOURI
SUMMARY OF APPROPRIATION ACTIVITY
ENTERPRISE FUNDS
FOR THE APPROPRIATION YEAR 2007**

	H.B. No.	Appr. No.	Appropriations	Expenditures and Transfers Out	Reappropriations to 2008	Lapse of Appropriations
<u>EXECUTIVE</u>						
<u>Attorney General</u>						
Petroleum Storage Tank Insurance Fund (0585)						
ATTORNEY GENERAL PS	12.195	4203	\$ 23,667.00	\$ 23,667.00	\$ ---	\$ ---
Lottery Enterprise Fund (0657)						
ATTORNEY GENERAL ST OWNED	13.130	2682	1,603.00	1,603.00	---	---
ATTORNEY GENERAL PS	12.195	3335	52,084.00	52,082.52	---	1.48
<u>OFFICE OF ADMINISTRATION</u>						
<u>Division of Accounting</u>						
Federal Surplus Property Fund (0407)						
UNEMPLOYMENT BENEFITS	05.495	7430	2,507.00	---	---	2,507.00
State Fair Fees Fund (0410)						
UNEMPLOYMENT BENEFITS	05.495	5991	24,938.00	18,090.69	---	6,847.31
State Park Earnings Fund (0415)						
UNEMPLOYMENT BENEFITS	05.495	5992	25,826.00	25,825.66	---	0.34
Missouri Veterans' Homes Fund (0460)						
UNEMPLOYMENT BENEFITS	05.495	5993	175,804.00	155,379.43	---	20,424.57
Petroleum Storage Tank Insurance Fund (0585)						
UNEMPLOYMENT BENEFITS	05.495	6152	13,000.00	3,588.39	---	9,411.61
Lottery Enterprise Fund (0657)						
UNEMPLOYMENT BENEFITS	05.495	6146	6,748.00	---	---	6,748.00
<u>Information Technology Services Division</u>						
Federal Surplus Property Fund (0407)						
OA IT CONSOLIDATION E&E	05.030	0615	12,636.00	4,754.41	---	7,881.59
Single-Purpose Animal Facilities Loan Program Fund (0408)						
MDA IT CONSOLIDATION PS	05.035	1341	404.00	399.68	---	4.32
MDA IT CONSOLIDATION E&E	05.035	1342	1,162.00	348.96	---	813.04
State Fair Fees Fund (0410)						
MDA IT CONSOLIDATION PS	05.035	1343	11,389.00	11,375.36	---	13.64
MDA IT CONSOLIDATION E&E	05.035	1344	9,704.00	9,394.73	---	309.27
State Park Earnings Fund (0415)						
DNR IT CONSOLIDATION PS	05.035	1345	32,648.00	6,613.52	---	26,034.48
DNR IT CONSOLIDATION E&E	05.035	1346	200,500.00	107,269.91	---	93,230.09

Natural Resources Revolving Services Fund (0425)							
DNR IT CONSOLIDATION E&E	05.035	1347	3,202.00	1,390.92	---	1,811.08	
Historic Preservation Revolving Fund (0430)							
DNR IT CONSOLIDATION E&E	05.035	1348	4,975.00	2,564.00	---	2,411.00	
Missouri Veterans' Homes Fund (0460)							
DPS IT CONSOLIDATION PS	05.035	1349	347,827.00	347,787.46	---	39.54	
DPS IT CONSOLIDATION E&E	05.035	1350	578,027.00	572,392.95	---	5,634.05	
Petroleum Storage Tank Insurance Fund (0585)							
DNR IT CONSOLIDATION E&E	05.035	1657	28,209.00	25,314.82	---	2,894.18	
Revenue Information Fund (0619)							
DOR IT CONSOLIDATION PS	05.035	2236	119,061.00	119,061.00	---	---	
DOR IT CONSOLIDATION E&E	05.035	2858	122,111.00	89,754.52	---	32,356.48	

Division of Purchasing and Materials

Management

Federal Surplus Property Fund (0407)							
FIXED PRICE VEHICLE PRGM	05.065	0825	835,000.00	832,519.09	---	2,480.91	
SURPLUS PROPERTY PS	05.065	9347	824,722.00	623,685.12	---	201,036.88	
SURPLUS PROPERTY E&E	05.065	9348	741,638.00	741,582.31	---	55.69	
SURPLUS PROPERTY RECYCLE	05.070	9349	61,610.00	37,095.21	---	24,514.79	

DEPARTMENT OF AGRICULTURE

Single-Purpose Animal Facilities Loan Program Fund (0408)							
REPLACEMENT VEHICLES	06.025	2329	15,750.00	---	---	15,750.00	
AGRICULTURE STATE OWNED	13.040	2544	3,772.00	3,694.85	---	77.15	

Agri Business Development Division

Single-Purpose Animal Facilities Loan Program Fund (0408)							
AG&SMALL BUS DEV AUTH PS	06.045	1790	100,748.00	92,862.51	---	7,885.49	
AG&SMALL BUS DEV AUTH E&E	06.045	1795	21,379.00	7,941.48	---	13,437.52	
Single-Purpose Animal Facilities Loan Guarantee Fund (0409)							
SINGL ANIMAL FAC LOAN PRG	06.055	6887	1.00	---	---	1.00	
Agricultural Product Utilization and Business Development Loan Guarantee Fund (0411)							
MO VALUE-ADDED LOAN PRG	06.065	6888	1.00	---	---	1.00	

**STATE OF MISSOURI
SUMMARY OF APPROPRIATION ACTIVITY
ENTERPRISE FUNDS
FOR THE APPROPRIATION YEAR 2007**

	H.B. No.	Appr. No.	Appropriations	Expenditures and Transfers Out	Reappropriations to 2008	Lapse of Appropriations
<u>Missouri State Fair</u>						
State Fair Fees Fund (0410)						
FUNDING TO START FAIR	06.125	0228	75,000.00	54,540.00	---	20,460.00
STATE FAIR ADMIN PS	06.120	0270	1,238,643.00	937,816.75	---	300,826.25
STATE FAIR ADMIN E&E	06.120	0274	2,830,415.00	2,592,962.25	---	237,452.75
STATE FAIR EQUIP REPLACE	06.130	1878	166,062.00	25,548.00	---	140,514.00
MDA FMDC SRV CONTRACTS	06.007	3254	36,410.00	10,428.00	---	25,982.00
MDA FMDC FUEL&UTILITIES	06.007	3255	335,807.00	313,631.70	---	22,175.30
<u>DEPARTMENT OF NATURAL RESOURCES</u>						
State Park Earnings Fund (0415)						
M&R DNR STATEWIDE SPEF	18.040	0714	1,122,213.47	118,666.86	1,003,546.00	0.61
M&R SPENDING AUTHORITY	18.045	0718	200,000.00	3,600.00	---	196,400.00
SALES TAX GR REIMBURSE	06.405	2379	230,800.00	178,398.17	---	52,401.83
REFUND ACCOUNTS	06.415	2737	29,727.00	29,725.83	---	1.17
Natural Resources Revolving Services Fund (0425)						
DNR LEASING	13.045	1613	152.00	151.00	---	1.00
DNR REVOLVING FUND	06.400	2132	2,476,244.00	2,078,122.19	---	398,121.81
DNR STATE OWNED	13.045	2707	524.00	523.27	---	0.73
SALES TAX GR REIMBURSE	06.405	3085	4,200.00	2,302.73	---	1,897.27
REFUND ACCOUNTS	06.415	3372	1,119.00	358.10	---	760.90
Historic Preservation Revolving Fund (0430)						
M&R OUTREACH & ASSISTANCE	18.050	0719	1,000,000.00	---	---	1,000,000.00
DNR STATE OWNED	13.045	2708	1,787.00	1,315.95	---	471.05
REFUND ACCOUNTS	06.415	3373	165.00	---	---	165.00
DNR LEASING	13.045	6802	132.00	5.00	---	127.00
Petroleum Storage Tank Insurance Fund (0585)						
DNR STATE OWNED	13.045	2724	15,642.00	15,640.93	---	1.07
DNR LEASING	13.045	4313	34,428.00	34,228.17	---	199.83
<u>Petroleum Storage Tank Insurance Board</u>						
Petroleum Storage Tank Insurance Fund (0585)						
PETRO STORAGE TANK REFUND	06.375	2880	80,000.00	55,638.88	---	24,361.12
PETRO STORAGE TANK BD PS	06.375	3532	179,425.00	113,892.31	---	65,532.69
PETRO STORAGE TANK BD E&E	06.375	3533	2,101,000.00	1,217,485.98	---	883,514.02
PETRO STORAGE TANK INSUR	06.375	3534	24,990,000.00	14,426,099.74	---	10,563,900.26

Environmental Improvement and Energy Resources

State Environmental Improvement Authority
Fund (0654)

EIERA	06.420	8029	1.00	---	---	1.00
-------	--------	------	------	-----	-----	------

Department Operations

State Park Earnings Fund (0415)

DEPT OPERATIONS E&E	06.200	2142	81,030.00	55,887.00	---	25,143.00
---------------------	--------	------	-----------	-----------	-----	-----------

DT OP-CONTRACT AUDITS E&E	06.200	2293	30,000.00	12,725.00	---	17,275.00
---------------------------	--------	------	-----------	-----------	-----	-----------

Natural Resources Revolving Services

Fund (0425)

DEPT OPERATIONS PS	06.200	2141	37,918.00	36,437.03	---	1,480.97
--------------------	--------	------	-----------	-----------	-----	----------

DEPT OPERATIONS E&E	06.200	2143	6,616.00	1,735.55	---	4,880.45
---------------------	--------	------	----------	----------	-----	----------

Division of Environmental Quality

Petroleum Storage Tank Insurance Fund (0585)

PETROLEUM RELATED ACT PS	06.380	0925	879,794.00	620,816.66	---	258,977.34
--------------------------	--------	------	------------	------------	-----	------------

PETROLEUM REALTED ACT E&E	06.380	0926	155,419.00	155,419.00	---	---
---------------------------	--------	------	------------	------------	-----	-----

Division of Geology and Land Survey

Natural Resources Revolving Services

Fund (0425)

DGLS OPERATION PS	06.225	1907	25,247.00	25,201.41	---	45.59
-------------------	--------	------	-----------	-----------	-----	-------

Division of State Parks

State Park Earnings Fund (0415)

STATE PARKS CI	19.010	0732	886,809.05	499,731.61	387,077.00	0.44
----------------	--------	------	------------	------------	------------	------

STATE PARKS DONATIONS	19.015	0740	131,529.00	---	---	131,529.00
-----------------------	--------	------	------------	-----	-----	------------

STATE PARKS EXHIBITS	19.020	0741	589,779.68	121,139.69	468,639.00	0.99
----------------------	--------	------	------------	------------	------------	------

STATE PARKS LAND	19.025	0742	739,281.19	601,281.64	137,999.00	0.55
------------------	--------	------	------------	------------	------------	------

STATE PARK OPERATION PS	06.320	1940	742,106.00	741,988.05	---	117.95
-------------------------	--------	------	------------	------------	-----	--------

STATE PARK OPERATION E&E	06.320	1941	2,860,187.00	2,056,466.97	---	803,720.03
--------------------------	--------	------	--------------	--------------	-----	------------

PARKS RESALE	06.340	1971	625,000.00	623,955.22	---	1,044.78
--------------	--------	------	------------	------------	-----	----------

PARKS CONCESSIONS DEFAULT	06.345	1972	200,000.00	114,648.98	---	85,351.02
---------------------------	--------	------	------------	------------	-----	-----------

GIFTS TO PARKS	06.335	2392	72,390.00	43,264.67	---	29,125.33
----------------	--------	------	-----------	-----------	-----	-----------

STATE PARK GRANTS	06.350	2394	175,000.00	19,027.44	---	155,972.56
-------------------	--------	------	------------	-----------	-----	------------

PAHETSI DEVELOPMENT	21.030	2883	350,000.00	---	350,000.00	---
---------------------	--------	------	------------	-----	------------	-----

VARIOUS LEWIS&CLARK PROJ	15.115	6405	419,696.04	46,981.42	372,714.00	0.62
--------------------------	--------	------	------------	-----------	------------	------

WATKINS MILL SHOWER HSE	15.125	6408	8,139.64	7,771.47	---	368.17
-------------------------	--------	------	----------	----------	-----	--------

BABLER DINING HALL FLOOR	15.080	6491	76,515.00	---	---	76,515.00
--------------------------	--------	------	-----------	-----	-----	-----------

MO MINES EXHIBIT SPACE	15.080	6496	52,721.66	12,399.04	---	40,322.62
------------------------	--------	------	-----------	-----------	-----	-----------

STATEWIDE CMPGRND IMPR	15.095	6502	122,546.47	118,568.14	---	3,978.33
------------------------	--------	------	------------	------------	-----	----------

STATEWIDE RENOVATIONS	15.100	6503	641,892.07	30,844.40	---	611,047.67
-----------------------	--------	------	------------	-----------	-----	------------

Historic Preservation Revolving Fund (0430)

HISTORIC PRESERVATION PS	06.360	1885	200,202.00	132,623.15	---	67,578.85
--------------------------	--------	------	------------	------------	-----	-----------

HISTORIC PRESERVATION E&E	06.360	1886	943,912.00	21,593.47	---	922,318.53
---------------------------	--------	------	------------	-----------	-----	------------

**STATE OF MISSOURI
SUMMARY OF APPROPRIATION ACTIVITY
ENTERPRISE FUNDS
FOR THE APPROPRIATION YEAR 2007**

	H.B. No.	Appr. No.	Appropriations	Expenditures and Transfers Out	Reappropriations to 2008	Lapse of Appropriations
<u>DEPARTMENT OF PUBLIC SAFETY</u>						
Missouri Veterans' Homes Fund (0460) PUBLIC SAFETY STATE OWNED	13.065	2629	91,162.00	91,162.00	---	---
<u>Missouri Veterans' Commission</u>						
Missouri Veterans' Homes Fund (0460) VETERANS HOMES PS	08.170	2342	30,749,413.00	30,748,803.74	---	609.26
VETERANS HOMES E&E	08.170	2344	3,083,743.00	2,619,804.46	---	463,938.54
VETERANS HOMES OVERTIME	08.170	7110	4,901,029.00	1,488,435.02	---	3,412,593.98
ADMIN & SERVICE PS	08.160	8735	479,203.00	339,083.08	---	140,119.92
ADMIN & SERVICE E&E	08.160	8737	134,078.00	91,208.91	---	42,869.09
<u>DEPARTMENT OF REVENUE</u>						
Lottery Enterprise Fund (0657) M&R LOTTERY HQ	18.005	0923	316,871.54	290,038.01	26,833.00	0.53
LOTTERY STATE OWNED	13.020	2789	3,677.00	3,677.00	---	---
LOTTERY LEASING	13.020	3307	340,370.00	340,358.04	---	11.96
<u>Missouri Lottery Commission</u>						
Lottery Enterprise Fund (0657) DOR FMDC FUEL&UTILITIES	04.007	3253	123,254.00	97,846.15	---	25,407.85
LOTTERY COMMISSION PRIZES	04.155	6215	115,000,000.00	108,906,263.24	---	6,093,736.76
LOTTERY COMMISSION PS	04.150	9156	6,939,332.00	6,671,844.04	---	267,487.96
LOTTERY COMMISSION E&E	04.150	9157	31,700,162.00	30,427,059.77	---	1,273,102.23
<u>Legal Services</u>						
Petroleum Storage Tank Insurance Fund (0585) LEGAL SERV E&E	14.040	3649	14,972.00	14,791.68	---	180.32
<u>Fiscal Services</u>						
Revenue Information Fund (0619) POSTAGE	04.010	0081	185,137.00	185,137.00	---	---
FISCAL SERV E&E	04.005	1758	114,433.00	44,144.08	---	70,288.92
FISCAL SERV	04.005	1759	5,000.00	---	---	5,000.00

Customer Services - MVDL

Revenue Information Fund (0619)

CS MV-DL-CAB PS	04.005	1718	273,272.00	272,952.48	---	319.52
CS MV-DL-CAB E&E	04.005	1719	199,914.00	197,155.83	---	2,758.17

Customer Services - Taxation

Petroleum Storage Tank Insurance Fund (0585)

CUST SERV TAX PS	04.005	1704	25,004.00	22,059.19	---	2,944.81
CUST SERV TAX E&E	04.005	1705	1,127.00	104.00	---	1,023.00

Subtotals

247,287,433.81	215,081,556.04	2,746,808.00	29,459,069.77
----------------	----------------	--------------	---------------

Appropriated Transfers Out To:

Lottery Proceeds Fund (0291)	04.160	T275	273,681,991.00	259,737,970.00	---	13,944,021.00
General Revenue Fund (0101)	05.540	T285	1,251,453.00	388,285.25	---	863,167.75
Social Security Contributions Fund (0702)	05.450	T293	3,574,659.00	3,243,159.13	---	331,499.87
State Retirement Contributions Fund (0701)	05.465	T297	6,441,896.00	5,434,492.59	---	1,007,403.41
Missouri State Employees' Deferred Compensation Incentive Plan Administration Fund (0706)	05.480	T300	165,147.00	162,066.17	---	3,080.83
Missouri Consolidated Health Care Plan Benefit Fund (0765)	05.505	T304	10,733,780.00	10,552,067.07	---	181,712.93
General Revenue Fund (0101)	05.330	T310	181.00	181.00	---	---
Natural Resources Cost Allocation Fund (0500)	06.410	T320	750,968.00	714,932.00	---	36,036.00
Natural Resources Cost Allocation Fund (0500)	06.410	T322	13,246.00	12,610.00	---	636.00
Natural Resources Cost Allocation Fund (0500)	06.410	T327	172,318.00	---	---	172,318.00
Social Services Fund (0156)	05.075	T432	20,000.00	20,000.00	---	---
State Highways and Transportation Department Fund (0644)	04.140	T534	975,000.00	---	---	975,000.00
General Revenue Fund (0101)	05.300	T541	1.00	---	---	1.00
General Revenue Fund (0101)	05.305	T542	1.00	---	---	1.00
General Revenue Fund (0101)	05.330	T704	1,671.00	1,671.00	---	---
General Revenue Fund (0101)	05.330	T705	56,213.00	56,213.00	---	---
General Revenue Fund (0101)	05.330	T707	101,561.00	101,561.00	---	---
General Revenue Fund (0101)	05.330	T709	13,274.00	13,274.00	---	---
General Revenue Fund (0101)	05.330	T710	776.00	776.00	---	---
General Revenue Fund (0101)	05.330	T711	785,875.00	785,875.00	---	---
General Revenue Fund (0101)	05.330	T749	131,575.00	131,575.00	---	---
General Revenue Fund (0101)	05.330	T765	9,718.00	9,718.00	---	---

Subtotals

298,881,304.00	281,366,426.21	---	17,514,877.79
----------------	----------------	-----	---------------

Totals

\$ 546,168,737.81	\$ 496,447,982.25	\$ 2,746,808.00	\$ 46,973,947.56
-------------------	-------------------	-----------------	------------------

**STATE OF MISSOURI
SUMMARY OF APPROPRIATION ACTIVITY
INTERNAL SERVICE FUNDS
FOR THE APPROPRIATION YEAR 2007**

	H.B. No.	Appr. No.	Appropriations	Expenditures and Transfers Out	Reappropriations to 2008	Lapse of Appropriations
<u>LEGISLATURE</u>						
<u>Senate</u>						
Senate Revolving Fund (0535)						
SENATE CONTINGENT EXP	12.500	4505	\$ 40,000.00	\$ 20,000.00	\$ ---	\$ 20,000.00
<u>House of Representatives</u>						
House of Representatives Revolving Fund (0520)						
HOUSE REVOLVING FUND	12.505	3165	45,000.00	18,926.16	---	26,073.84
<u>JUDICIARY</u>						
<u>Judicial Proceedings and Review</u>						
Supreme Court Publications Revolving Fund (0525)						
JUD PROCEED & REVIEW E&E	12.300	4506	150,000.00	122,995.11	---	27,004.89
<u>EXECUTIVE</u>						
<u>State Treasurer</u>						
Central Check Mailing Service Revolving Fund (0515)						
STATE TREASURER PS	12.145	0843	21,659.00	21,659.00	---	---
STATE TREASURER E&E	12.145	2212	225,000.00	126,436.87	---	98,563.13
<u>OFFICE OF ADMINISTRATION</u>						
State Facility Maintenance and Operation Fund (0501)						
OFFICE OF ADMINISTRATION	13.025	1066	324,700.00	274,779.88	---	49,920.12
OA STATE OWNED	13.025	2612	462,099.00	407,713.36	---	54,385.64
Office of Administration Revolving Administrative Trust Fund (0505)						
M&R D&C SETTLEMENT	18.015	0709	13,000.00	---	13,000.00	---
M&R DC COST REIMBURSEMENT	18.025	0711	1.00	---	---	1.00
OFFICE OF ADMINISTRATION	13.025	1067	304,228.00	195,517.84	---	108,710.16
MULTI TENANT ST OWN	13.030	2777	341,465.00	340,343.75	---	1,121.25
MULTI TENANT	13.030	6194	383,165.00	383,142.36	---	22.64
Professional Registration Fees Fund (0689)						
CONTINGENCY SHORTFALLS	13.145	3578	7,600.00	7,600.00	---	---

Division of Accounting

Natural Resources Cost Allocation Fund (0500)							
UNEMPLOYMENT BENEFITS	05.495	6155	9,544.00	1,530.18	---	8,013.82	
State Facility Maintenance and Operation Fund (0501)							
UNEMPLOYMENT BENEFITS	05.495	5994	27,610.00	5,445.66	---	22,164.34	
Office of Administration Revolving Administrative Trust Fund (0505)							
UNEMPLOYMENT BENEFITS	05.495	5999	41,742.00	1,741.56	---	40,000.44	
Working Capital Revolving Fund (0510)							
UNEMPLOYMENT BENEFITS	05.495	6000	10,113.00	7,689.18	---	2,423.82	
Economic Development Administrative Fund (0547)							
UNEMPLOYMENT BENEFITS	05.495	6673	5,920.00	415.78	---	5,504.22	
Professional Registration Fees Fund (0689)							
UNEMPLOYMENT BENEFITS	05.495	6006	15,700.00	7,730.00	---	7,970.00	

Information Technology Services Division

Natural Resources Cost Allocation Fund (0500)						
DNR IT CONSOLIDATION PS	05.035	1351	1,463,288.00	1,348,170.20	---	115,117.80
DNR IT CONSOLIDATION E&E	05.035	1360	2,740,764.00	2,658,892.55	---	81,871.45
INFO TECH SRV DIV PS	05.030	7497	1.00	---	---	1.00
INFO TECH SRV DIV E&E	05.030	7498	1.00	---	---	1.00
State Facility Maintenance and Operation Fund (0501)						
OA IT CONSOLIDATION PS	05.030	0617	81,719.00	81,492.29	---	226.71
OA IT CONSOLIDATION E&E	05.030	0618	143,987.00	143,078.70	---	908.30
Office of Administration Revolving Administrative Trust Fund (0505)						
INFO TECH SRV DIV PS	05.030	0008	6,244,781.00	5,264,336.25	---	980,444.75
OA IT CONSOLIDATION E&E	05.030	0642	80,835.00	47,887.77	---	32,947.23
INFO TECH SRV DIV E&E	05.030	2147	22,962,948.00	17,891,841.65	---	5,071,106.35
TELECOM REVOLVING FUND	05.040	6334	30,005,000.00	25,995,460.45	---	4,009,539.55
Working Capital Revolving Fund (0510)						
DOC IT CONSOLIDATION PS	05.035	1362	59,726.00	18,450.00	---	41,276.00
DOC IT CONSOLIDATION E&E	05.035	1363	170,410.00	16,756.09	---	153,653.91
Inmate Revolving Fund (0540)						
DOC IT CONSOLIDATION E&E	05.035	2253	15,200.00	10,000.00	---	5,200.00
Social Services Administrative Trust Fund (0545)						
DSS IT CONSOLIDATION PS	05.035	1365	34,443.00	---	---	34,443.00
DSS IT CONSOLIDATION E&E	05.035	1366	402,972.00	122,377.50	---	280,594.50
Economic Development Administrative Fund (0547)						
DED IT CONSOLIDATION PS	05.035	1369	736,452.00	588,475.47	---	147,976.53
DED IT CONSOLIDATION E&E	05.035	1371	1,308,343.00	229,412.05	---	1,078,930.95

**STATE OF MISSOURI
SUMMARY OF APPROPRIATION ACTIVITY
INTERNAL SERVICE FUNDS
FOR THE APPROPRIATION YEAR 2007**

	H.B. No.	Appr. No.	Appropriations	Expenditures and Transfers Out	Reappropriations to 2008	Lapse of Appropriations
Professional Registration Fees Fund (0689)						
DED IT CONSOLIDATION PS	05.035	1615	287,339.00	257,395.05	---	29,943.95
DED IT CONSOLIDATION E&E	05.035	1616	862,501.00	512,750.46	---	349,750.54
<u>Division of Facilities Management,</u>						
<u>Design and Construction</u>						
Natural Resources Cost Allocation Fund (0500)						
DNR RELOCATE GRN BLDG	15.105	6404	2,777,710.89	---	---	2,777,710.89
State Facility Maintenance and Operation Fund (0501)						
FM DC OPERATIONS E&E	05.095	2148	15,658,263.00	15,623,736.76	---	34,526.24
FM DC OPERATIONS PS	05.095	2605	9,271,125.00	9,271,124.55	---	0.45
OPERATIONAL M & R	05.105	2606	485,771.00	485,771.00	---	---
FACILITY SERVICES	05.115	2607	1,133,871.00	1,064,517.22	---	69,353.78
MANSION DONATIONS	05.090	3046	30,000.00	---	---	30,000.00
Office of Administration Revolving Administrative Trust Fund (0505)						
ENERGY CONSERVATION E&E	05.100	2080	6,826,148.00	6,826,141.90	---	6.10
STATEWIDE M&R	15.055	6757	821,537.65	821,537.65	---	---
<u>Division of General Services</u>						
Office of Administration Revolving Administrative Trust Fund (0505)						
DIV OF GENERAL SERVS PS	05.120	4538	1,900,788.00	1,518,438.98	---	382,349.02
DIV OF GENERAL SERVS E&E	05.120	4540	1,089,728.00	402,440.64	---	687,287.36
REBILLABLE EXPENSES	05.135	6259	6,800,000.00	6,518,805.70	---	281,194.30
<u>Division of Personnel</u>						
Office of Administration Revolving Administrative Trust Fund (0505)						
DIV PERSONNEL E&E	05.045	2249	315,716.00	110,152.07	---	205,563.93
DIV PERSONNEL PS	05.045	8007	64,846.00	41,365.69	---	23,480.31
EMPLOYEE SUGGESTION AWARD	05.050	9846	1.00	---	---	1.00
<u>Division of Purchasing and Materials Management</u>						
Office of Administration Revolving Administrative Trust Fund (0505)						
BID & PERFORM BOND REFUND	05.060	7349	2,112,000.00	166,000.00	---	1,946,000.00

Governor's Council Disability

Office of Administration Revolving Administrative Trust Fund (0505)

GOV CNSL ON DISABILITY EE	05.163	3210	30,000.00	23,884.26	---	6,115.74
---------------------------	--------	------	-----------	-----------	-----	----------

Missouri Public Entity Risk Management

Office of Administration Revolving Administrative Trust Fund (0505)

MOPERM PS	05.165	8471	608,132.00	494,013.66	---	114,118.34
MOPERM E&E	05.165	8472	61,847.00	19,553.89	---	42,293.11

DEPARTMENT OF AGRICULTURE

Office of Administration Revolving Administrative Trust Fund (0505)

M&R D&C SETTLEMENT	18.015	0709	34,677.00	34,677.00	---	---
--------------------	--------	------	-----------	-----------	-----	-----

DEPARTMENT OF ECONOMIC DEVELOPMENT

Economic Development Administrative Fund (0547)

DED LEASING	13.050	2471	1,195.00	752.92	---	442.08
DED STATE OWNED	13.050	2567	43,281.00	43,091.86	---	189.14

Professional Registration Fees Fund (0689)

DED STATE OWNED	13.050	2580	175,851.00	175,499.04	---	351.96
-----------------	--------	------	------------	------------	-----	--------

Administrative Services

Economic Development Administrative Fund (0547)

REFUNDS	07.005	0812	5,000.00	---	---	5,000.00
ADMINISTRATIVE SVS E&E	07.005	2174	663,559.00	88,483.59	---	575,075.41
ADMINISTRATIVE SVS PS	07.005	3614	706,994.00	666,430.49	---	40,563.51

Economic Development Agencies

Economic Development Administrative Fund (0547)

MO MANF EXT PARTNERSHIP	07.020	2024	2,600,000.00	---	---	2,600,000.00
SALES PS	07.015	2404	6,240.00	---	---	6,240.00
MARKETING PS	07.015	2430	40,230.00	26,843.65	---	13,386.35

Regulatory Agencies

Professional Registration Fees Fund (0689)

EXAMINATION & OTHER FEES	07.215	1010	135,000.00	130,223.80	---	4,776.20
ADMINISTRATION PS	07.215	1032	2,869,095.00	2,566,009.11	---	303,085.89
ADMINISTRATION E&E	07.215	2207	1,027,514.00	846,274.70	---	181,239.30
PR REFUNDS	07.215	5407	123,500.00	122,655.84	---	844.16

**STATE OF MISSOURI
SUMMARY OF APPROPRIATION ACTIVITY
INTERNAL SERVICE FUNDS
FOR THE APPROPRIATION YEAR 2007**

	<u>H.B. No.</u>	<u>Appr. No.</u>	<u>Appropriations</u>	<u>Expenditures and Transfers Out</u>	<u>Reappropriations to 2008</u>	<u>Lapse of Appropriations</u>
<u>DEPARTMENT OF MENTAL HEALTH</u>						
Mental Health Interagency Payments Fund (0109) DMH-FMDC-SRV CONTRACTS	10.007	3435	29,592.00	29,592.00	---	---
<u>Division of Alcohol and Drug Abuse</u>						
Inmate Revolving Fund (0540) ADA TREATMENT SVC	10.110	1047	640,084.00	640,084.00	---	---
<u>Division of Comprehensive Psychiatric Services</u>						
Mental Health Interagency Payments Fund (0109) SRV CHILD DIV&DYS CLTS PS	10.230	0354	489,900.00	22,859.26	---	467,040.74
SRV CHILD DIV&DYS CLTS EE	10.230	2060	74,700.00	54,744.30	---	19,955.70
FULTON STATE HOSPITAL E&E	10.300	5273	470,408.00	359,297.89	---	111,110.11
<u>Division of Mental Retardation - Developmental Disabilities</u>						
Mental Health Interagency Payments Fund (0109) DFS CLIENTS	10.405	0399	2,995,847.00	2,995,847.00	---	---
<u>DEPARTMENT OF NATURAL RESOURCES</u>						
Natural Resources Cost Allocation Fund (0500) DNR STATE OWNED	13.045	2709	158,681.00	156,099.90	---	2,581.10
REFUND ACCOUNTS	06.415	2738	4,478.00	---	---	4,478.00
DNR LEASING	13.045	4307	7,047.00	6,350.25	---	696.75
<u>Department Operations</u>						
Natural Resources Cost Allocation Fund (0500) DEPT OPERATIONS PS	06.200	1813	2,395,187.00	2,281,575.91	---	113,611.09
DEPT OPERATIONS E&E	06.200	1815	560,975.00	469,889.64	---	91,085.36
<u>Water Resources Center</u>						
Natural Resources Cost Allocation Fund (0500) WATER RESOURCES PS	06.225	7012	42,742.00	42,711.69	---	30.31

Division of Environmental Quality

Natural Resources Cost Allocation Fund (0500)

ENVIRONMENTAL QUALITY PS	06.225	1873	913,432.00	877,743.53	---	35,688.47
ENVIRONMENTAL QUALITY E&E	06.225	1879	317,069.00	84,690.55	---	232,378.45

Division of Geology and Land Survey

Natural Resources Cost Allocation Fund (0500)

DGLS OPERATION PS	06.225	2402	84,955.00	74,876.82	---	10,078.18
DGLS OPERATION E&E	06.225	2409	4,198.00	3,115.57	---	1,082.43

Division of State Parks

Natural Resources Cost Allocation Fund (0500)

STATE PARK OPERATION PS	06.320	1952	923,611.00	862,025.15	---	61,585.85
STATE PARK OPERATION E&E	06.320	1953	138,373.00	57,173.01	---	81,199.99

Field Services Division

Natural Resources Cost Allocation Fund (0500)

FIELD SERVICES PS	06.225	2216	183,891.00	153,868.21	---	30,022.79
-------------------	--------	------	------------	------------	-----	-----------

DEPARTMENT OF PUBLIC SAFETY**Adjutant General**

Adjutant General Revolving Fund (0530)

AG FIELD SUPPORT E&E	08.220	0780	26,000.00	---	---	26,000.00
A G ARMORY RENTALS	08.225	4767	25,000.00	24,991.93	---	8.07

DEPARTMENT OF SOCIAL SERVICESSocial Services Administrative Trust
Fund (0545)

DSS FMDC FUEL & UTILITIES	11.007	3305	197,665.00	193,398.18	---	4,266.82
---------------------------	--------	------	------------	------------	-----	----------

Division of Budget and FinanceSocial Services Administrative Trust
Fund (0545)

BUDGET & FINANCE PS	11.035	1915	3,738.00	131.93	---	3,606.07
BUDGET & FINANCE E&E	11.035	1916	317.00	---	---	317.00

Division of General ServicesSocial Services Administrative Trust
Fund (0545)

CENTRALIZED INVENTORY SYS	11.055	1008	5,445,000.00	4,533,730.83	---	911,269.17
GENERAL SERVICES PS	11.055	1661	44,200.00	43,651.00	---	549.00
GENERAL SERVICES E&E	11.055	1696	64,835.00	64,835.00	---	---

**STATE OF MISSOURI
SUMMARY OF APPROPRIATION ACTIVITY
INTERNAL SERVICE FUNDS
FOR THE APPROPRIATION YEAR 2007**

	H.B. No.	Appr. No.	Appropriations	Expenditures and Transfers Out	Reappropriations to 2008	Lapse of Appropriations
<u>DEPARTMENT OF CORRECTIONS</u>						
Working Capital Revolving Fund (0510)						
FUEL AND UTILITIES	09.050	4281	1,487,661.00	1,487,413.62	---	247.38
TELECOMMUNICATIONS	09.025	5681	256,400.00	---	---	256,400.00
CORRECTIONS LEASING	13.085	6073	181,224.00	177,867.62	---	3,356.38
Inmate Revolving Fund (0540)						
POPULATION GROWTH POOL EE	09.020	2993	415,863.00	383,388.41	---	32,474.59
<u>Division of Human Services</u>						
Working Capital Revolving Fund (0510)						
OVERTIME-WCRF	09.075	7259	1.00	---	---	1.00
Inmate Revolving Fund (0540)						
DHS STAFF PS	09.030	6067	333,238.00	281,206.31	---	52,031.69
DHS STAFF E&E	09.030	6068	63,049.00	18,681.65	---	44,367.35
OVERTIME-IRF	09.075	7260	1.00	---	---	1.00
<u>Division of Offender Rehabilitative Services</u>						
Working Capital Revolving Fund (0510)						
VOCATIONAL ENTERPRIS E&E	09.240	2776	25,645,726.00	18,814,015.10	---	6,831,710.90
VOCATIONAL ENTERPRISES PS	09.240	2967	7,704,116.00	6,183,811.07	---	1,520,304.93
PRISON INDUSTRY ENHANCE	09.245	3155	962,762.00	---	---	962,762.00
WORKFORCE READINESS E&E	09.230	7270	350,000.00	---	---	350,000.00
<u>Division of Adult Institutions</u>						
Inmate Revolving Fund (0540)						
BOONVILLE CORR CTR	09.130	1083	31,323.00	215.48	---	31,107.52
OZARK CORR CTR PS	09.105	1996	310,013.00	307,949.45	---	2,063.55
TIPTON CORR CTR	09.165	6069	83,143.00	56,926.00	---	26,217.00
KC COMM RELEASE CTR	09.260	6072	44,701.00	32,390.83	---	12,310.17
CHILLICOTHE CORR CTR PS	09.125	6112	26,231.00	25,939.52	---	291.48
<u>Division of Probation and Parole</u>						
Inmate Revolving Fund (0540)						
RESIDENTIAL TRTMNT FAC	09.280	1467	2,733,039.00	2,610,045.26	---	122,993.74
ELECTRONIC MONITORING	09.285	2228	1,494,821.00	960,935.02	---	533,885.98
LOCAL SENTENCING	09.275	2302	1,087,115.00	915,264.18	---	171,850.82

P&P STAFF PS	09.250	6070	129,277.00	88,991.29	---	40,285.71
P&P STAFF E&E	09.250	6071	63,048.00	45,309.85	---	17,738.15
COMM CORR COORD UNIT	09.265	9716	146,759.00	143,869.43	---	2,889.57
Subtotals			<u>188,240,312.54</u>	<u>151,786,372.78</u>	<u>13,000.00</u>	<u>36,440,939.76</u>
Appropriated Transfers Out To:						
Legal Expense Fund (0692)	05.140	T234	25,000.00	---	---	25,000.00
General Revenue Fund (0101)	05.540	T285	407,198.00	90,453.49	---	316,744.51
Social Security Contributions Fund (0702)	05.450	T293	2,952,126.00	2,472,371.97	---	479,754.03
State Retirement Contributions Fund (0701)	05.465	T297	5,318,335.00	4,512,780.61	---	805,554.39
Missouri State Employees' Deferred Compensation Incentive Plan						
Administration Fund (0706)	05.480	T300	223,563.00	196,845.86	---	26,717.14
Missouri Consolidated Health Care Plan Benefit Fund (0765)	05.505	T304	8,016,486.00	7,098,148.32	---	918,337.68
General Revenue Fund (0101)	05.335	T308	1.00	---	---	1.00
State Facility Maintenance and Operation Fund (0501)	05.340	T434	516,464.00	217,869.15	---	298,594.85
General Revenue Fund (0101)	05.280	T483	1.00	---	---	1.00
Economic Development Administrative Fund (0547)	07.010	T502	593,586.00	254,077.92	---	339,508.08
General Revenue Fund (0101)	05.300	T541	4,170.00	4,170.00	---	---
Job Development and Training Fund (0155)	05.300	T541	3,430.00	3,430.00	---	---
General Revenue Fund (0101)	05.330	T650	48,135.00	48,135.00	---	---
General Revenue Fund (0101)	05.330	T712	81,665.00	81,665.00	---	---
General Revenue Fund (0101)	05.330	T713	171,584.00	171,584.00	---	---
General Revenue Fund (0101)	05.330	T714	460,475.00	460,475.00	---	---
General Revenue Fund (0101)	05.330	T715	316,607.00	316,607.00	---	---
General Revenue Fund (0101)	05.330	T716	1,023.00	1,023.00	---	---
General Revenue Fund (0101)	05.330	T717	276.00	276.00	---	---
General Revenue Fund (0101)	05.330	T718	1,414.00	1,414.00	---	---
General Revenue Fund (0101)	05.330	T719	531.00	531.00	---	---
General Revenue Fund (0101)	05.330	T720	134.00	134.00	---	---
General Revenue Fund (0101)	05.330	T721	47,660.00	47,660.00	---	---
General Revenue Fund (0101)	05.330	T722	38,440.00	38,440.00	---	---
General Revenue Fund (0101)	05.330	T724	19,700.00	19,700.00	---	---
General Revenue Fund (0101)	05.330	T812	42,189.00	42,189.00	---	---
Clinical Social Workers Fund (0574)	07.300	T902	8,812.36	8,812.13	---	0.23
Veterinary Medical Board Fund (0639)	07.300	T902	31,136.97	31,136.18	---	0.79
Committee of Professional Counselors Fund (0672)	07.300	T902	18,799.67	18,799.19	---	0.48
Subtotals			<u>19,348,942.00</u>	<u>16,138,727.82</u>	<u>---</u>	<u>3,210,214.18</u>
Totals			<u>\$ 207,589,254.54</u>	<u>\$ 167,925,100.60</u>	<u>\$ 13,000.00</u>	<u>\$ 39,651,153.94</u>

**STATE OF MISSOURI
SUMMARY OF APPROPRIATION ACTIVITY
AGENCY FUNDS
FOR THE APPROPRIATION YEAR 2007**

	<u>H.B. No.</u>	<u>Appr. No.</u>	<u>Appropriations</u>	<u>Expenditures and Transfers Out</u>	<u>Reappropriations to 2008</u>	<u>Lapse of Appropriations</u>
<u>JUDICIARY</u>						
<u>Circuit Courts</u>						
Circuit Courts Escrow Fund (0718)						
CIRCUIT COURT DEBT OFFSET	12.350	1209	\$ 850,000.00	\$ 809,759.89	\$ ---	\$ 40,240.11
CIRCUIT CT DEBT OFFSET EE	12.350	1210	5,500.00	---	---	5,500.00
<u>Debt Offset Escrow Fund</u>						
Debt Offset Escrow Fund (0753)						
DEBT OFFSET ESCROW FUND	12.400	3023	1,200,000.00	1,156,799.77	---	43,200.23
<u>OFFICE OF ADMINISTRATION</u>						
<u>Division of Accounting</u>						
State Retirement Contributions Fund (0701)						
RETIREMENT SYSTEM CONTR	05.470	9179	255,789,595.00	234,555,915.78	---	21,233,679.22
Social Security Contributions (OASDI/Medicare) Fund (0702)						
OASDHI CONTRIBUTIONS	05.460	0136	157,384,530.00	147,162,082.90	---	10,222,447.10
Missouri State Employees' Deferred Compensation Incentive Plan Administration Fund (0706)						
DEFERRED COMP PAYMENTS	05.490	0036	11,568,885.00	11,105,924.50	---	462,960.50
Missouri Consolidated Health Care Plan Benefit Fund (0765)						
MOCHCP CONTRIBUTIONS	05.510	1335	360,609,587.00	360,609,298.93	---	288.07
Missouri State Employees' Voluntary Life Insurance Fund (0910)						
VOLUNTARY LIFE INSURANCE	05.520	0045	3,162,000.00	2,976,057.95	---	185,942.05
<u>Division of Purchasing and Materials Management</u>						
Proceeds of Surplus Property Sales Fund (0710)						
SURPLUS PROP SALE PROCEED	05.080	1576	138,800.00	133,247.27	---	5,552.73

DEPARTMENT OF AGRICULTURE**Division of Animal Health**

Agriculture Bond Trustee Fund (0756)

BOND TRUSTEE ACCOUNT	06.075	3120	135,000.00	---	---	135,000.00
----------------------	--------	------	------------	-----	-----	------------

DEPARTMENT OF ECONOMIC DEVELOPMENT**Economic Development Agencies**Missouri Community College Job Retention
Training Program Fund (0717)

JOBS RETENTION TRG PRG	07.045	7151	10,000,000.00	4,285,365.77	---	5,714,634.23
------------------------	--------	------	---------------	--------------	-----	--------------

DEPARTMENT OF HIGHER EDUCATION**Higher Education Administration**

Debt Offset Escrow Fund (0753)

LOAN PRGM REFUND OFFSET	03.100	2000	400,000.00	390,026.29	---	9,973.71
-------------------------	--------	------	------------	------------	-----	----------

CC TAX REFUND OFFSET	03.110	3386	807,740.00	807,739.09	---	0.91
----------------------	--------	------	------------	------------	-----	------

Proprietary School Bond Fund (0760)

PROPRIETARY SCHOOL BOND	03.010	7986	100,000.00	---	---	100,000.00
-------------------------	--------	------	------------	-----	-----	------------

State Colleges and Universities

Debt Offset Escrow Fund (0753)

LINN STATE TECH COLLEGE	03.115	0076	30,000.00	---	---	30,000.00
-------------------------	--------	------	-----------	-----	-----	-----------

CENTRAL MO STATE UNIV	03.120	2004	175,000.00	128,265.16	---	46,734.84
-----------------------	--------	------	------------	------------	-----	-----------

SOUTHEAST MO STATE UNIV	03.125	2008	75,000.00	31,251.00	---	43,749.00
-------------------------	--------	------	-----------	-----------	-----	-----------

MO STATE UNIVERSITY	03.130	2011	150,000.00	145,997.92	---	4,002.08
---------------------	--------	------	------------	------------	-----	----------

LINCOLN UNIVERSITY	03.135	2014	75,000.00	21,199.19	---	53,800.81
--------------------	--------	------	-----------	-----------	-----	-----------

TRUMAN STATE UNIVERSITY	03.140	2017	75,000.00	---	---	75,000.00
-------------------------	--------	------	-----------	-----	-----	-----------

NORTHWEST MO STATE UNIV	03.145	2020	75,000.00	71,985.60	---	3,014.40
-------------------------	--------	------	-----------	-----------	-----	----------

MO SOUTHERN ST UNIVERSITY	03.150	2023	75,000.00	3,052.33	---	71,947.67
---------------------------	--------	------	-----------	----------	-----	-----------

MO WESTERN ST UNIVERSITY	03.155	2026	120,000.00	100,167.82	---	19,832.18
--------------------------	--------	------	------------	------------	-----	-----------

HARRIS STOWE ST UNIV	03.160	2030	75,000.00	---	---	75,000.00
----------------------	--------	------	-----------	-----	-----	-----------

UNIV OF MISSOURI CAMPUSES	03.165	2034	200,000.00	---	---	200,000.00
---------------------------	--------	------	------------	-----	-----	------------

**DEPARTMENT OF HEALTH AND
SENIOR SERVICES**

Debt Offset Escrow Fund (0753)

DEBT OFFSET ESCROW	10.625	0258	37,684.00	1,642.00	---	36,042.00
--------------------	--------	------	-----------	----------	-----	-----------

REFUNDS	10.630	7340	12,316.00	---	---	12,316.00
---------	--------	------	-----------	-----	-----	-----------

**STATE OF MISSOURI
SUMMARY OF APPROPRIATION ACTIVITY
AGENCY FUNDS
FOR THE APPROPRIATION YEAR 2007**

	<u>H.B. No.</u>	<u>Appr. No.</u>	<u>Appropriations</u>	<u>Expenditures and Transfers Out</u>	<u>Reappropriations to 2008</u>	<u>Lapse of Appropriations</u>
<u>DEPARTMENT OF LABOR AND INDUSTRIAL RELATIONS</u>						
<u>Division of Employment Security</u>						
Debt Offset Escrow Fund (0753)						
DEBT OFFSET ESCROW FUND	07.880	2146	3,400,000.00	3,325,493.27	---	74,506.73
<u>DEPARTMENT OF MENTAL HEALTH</u>						
Debt Offset Escrow Fund (0753)						
REFUNDS	10.015	1837	70,000.00	---	---	70,000.00
<u>DEPARTMENT OF PUBLIC SAFETY</u>						
<u>Adjutant General</u>						
Missouri Military Family Relief Fund (0719)						
MO MILITARY FAMILY RELIEF	08.230	1173	189,500.00	23,500.00	---	166,000.00
MO MIL FAMILY RELIEF E&E	08.230	2925	10,500.00	4,309.00	---	6,191.00
<u>DEPARTMENT OF REVENUE</u>						
American Cancer Society, Heartland Division, Inc. Fund (0700)						
INCOME TAX CHECK OFF DIST	04.135	7296	8,077.00	8,074.06	---	2.94
ALS Lou Gehrig's Disease Fund (0703)						
INCOME TAX CHECK OFF DIST	04.135	7297	3,500.00	3,498.66	---	1.34
American Lung Association of Missouri Fund (0704)						
INCOME TAX CHECK OFF DIST	04.135	7298	3,500.00	1,096.85	---	2,403.15
Muscular Dystrophy Association Fund (0707)						
INCOME TAX CHECK OFF DIST	04.135	7299	3,500.00	1,218.81	---	2,281.19
Arthritis Foundation Fund (0708)						
INCOME TAX CHECK OFF DIST	04.135	7300	3,500.00	1,071.30	---	2,428.70
National Multiple Sclerosis Society Fund (0709)						
INCOME TAX CHECK OFF DIST	04.135	7301	3,760.00	3,756.70	---	3.30
American Diabetes Association Gateway Area Fund (0713)						
INCOME TAX CHECK OFF DIST	04.135	7302	5,040.00	5,031.67	---	8.33
American Heart Association Fund (0714)						
INCOME TAX CHECK OFF DIST	04.135	7303	4,225.00	4,218.67	---	6.33

March of Dimes Fund (0716)							
INCOME TAX CHECK OFF DIST	04.135	7304	3,500.00	2,482.63	---	1,017.37	
Circuit Courts Escrow Fund (0718)							
REFUNDS	04.107	3230	1.00	---	---	1.00	

Customer Services - Taxation

Debt Offset Escrow Fund (0753)						
DEBT OFFSET	04.105	3985	251,000.00	250,152.25	---	847.75

DEPARTMENT OF SOCIAL SERVICES

Family Support Division

Debt Offset Escrow Fund (0753)						
DISTRIBUTION PASS THROUGH	11.195	1716	9,000,000.00	5,103,139.43	---	3,896,860.57
Subtotals			816,286,240.00	773,232,822.46	---	43,053,417.54

Appropriated Transfers Out To:

General Revenue Fund (0101)	05.330	T311	80.00	80.00	---	---
General Revenue Fund (0101)	05.330	T312	30.00	30.00	---	---
General Revenue Fund (0101)	05.330	T313	23.00	23.00	---	---
General Revenue Fund (0101)	05.330	T314	30.00	30.00	---	---
General Revenue Fund (0101)	05.330	T339	6.00	6.00	---	---
General Revenue Fund (0101)	05.330	T340	44.00	44.00	---	---
General Revenue Fund (0101)	05.330	T341	44.00	44.00	---	---
General Revenue Fund (0101)	05.330	T342	37.00	37.00	---	---
General Revenue Fund (0101)	05.330	T343	30.00	30.00	---	---
Family Support Division Collections Fund (0169)	11.205	T492	350,000.00	211,381.27	---	138,618.73
Social Services and Other Sources Fund (0610)	11.205	T494	350,000.00	350,000.00	---	---
General Revenue Fund (0101)	12.180	T546	150,000.00	89,877.02	---	60,122.98
General Revenue Fund (0101)	05.330	T820	21,273.00	21,273.00	---	---
General Revenue Fund (0101)	05.330	T924	49,215.00	49,215.00	---	---
General Revenue Fund (0101)	05.085	T975	143,791.21	142,931.06	---	860.15
Vocational Rehabilitation Fund (0104)	05.085	T975	3,766.76	3,744.23	---	22.53
Elementary and Secondary Education						
Fund (0105)	05.085	T975	171.02	170.00	---	1.02
Labor and Industrial Relations Administrative						
Fund (0122)	05.085	T975	37,198.28	36,975.76	---	222.52
Corrections Fund (0130)	05.085	T975	760.96	756.41	---	4.55
Revenue Fund (0132)	05.085	T975	143.86	143.00	---	0.86
Agriculture Fund (0133)	05.085	T975	586.94	583.43	---	3.51
Attorney General Fund (0136)	05.085	T975	83.40	82.90	---	0.50
Judiciary Fund (0137)	05.085	T975	1,998.56	1,986.60	---	11.96
Natural Resources Fund (0140)	05.085	T975	1,311.21	1,303.37	---	7.84
Health Fund (0143)	05.085	T975	19,104.81	18,990.53	---	114.28
State Emergency Management Fund (0145)	05.085	T975	411.67	409.21	---	2.46
Mental Health Fund (0148)	05.085	T975	318.40	316.50	---	1.90

**STATE OF MISSOURI
SUMMARY OF APPROPRIATION ACTIVITY
AGENCY FUNDS
FOR THE APPROPRIATION YEAR 2007**

	H.B. No.	Appr. No.	Appropriations	Expenditures and Transfers Out	Reappropriations to 2008	Lapse of Appropriations
Transportation - Highway Safety Fund (0149)	05.085	T975	1,690.11	1,680.00	---	10.11
Public Safety Fund (0152)	05.085	T975	48,425.87	48,136.19	---	289.68
Homeland Security Fund (0154)	05.085	T975	201.20	200.00	---	1.20
Job Development and Training Fund (0155)	05.085	T975	4,748.26	4,719.86	---	28.40
State Treasurer's General Operations Fund (0164)	05.085	T975	3,479.83	3,459.01	---	20.82
Federal Drug Seizure Fund (0194)	05.085	T975	415.70	413.21	---	2.49
Secretary of State's Technology Trust Fund Account Fund (0266)	05.085	T975	2,160.86	2,147.93	---	12.93
Statewide Court Automation Fund (0270)	05.085	T975	1,993.19	1,981.27	---	11.92
Gaming Commission Fund (0286)	05.085	T975	1,432.83	1,424.26	---	8.57
Animal Care Reserve Fund (0295)	05.085	T975	377.46	375.20	---	2.26
Federal Surplus Property Fund (0407)	05.085	T975	182,375.22	181,284.26	---	1,090.96
State Parks Earnings Fund (0415)	05.085	T975	15,828.30	15,733.62	---	94.68
Natural Resources Revolving Services Fund (0425)	05.085	T975	77,132.13	76,670.73	---	461.40
Historic Preservation Revolving Fund (0430)	05.085	T975	158.96	158.01	---	0.95
Missouri Veterans' Homes Fund (0460)	05.085	T975	1,364.62	1,356.46	---	8.16
Natural Resources Cost Allocation Fund (0500)	05.085	T975	171.02	170.00	---	1.02
State Facility Maintenance and Operation Fund (0501)	05.085	T975	1,198.51	1,191.34	---	7.17
Office of Administration Revolving Administrative Trust Fund (0505)	05.085	T975	387,179.61	384,863.53	---	2,316.08
Working Capital Revolving Fund (0510)	05.085	T975	817.93	813.04	---	4.89
Economic Development Administrative Fund (0547)	05.085	T975	262.08	260.51	---	1.57
Division of Finance Fund (0550)	05.085	T975	1,183.42	1,176.34	---	7.08
Insurance Dedicated Fund (0566)	05.085	T975	965.51	959.73	---	5.78
Natural Resources Protection - Water Pollution Permit Fee Subaccount Fund (0568)	05.085	T975	89.83	89.29	---	0.54
Petroleum Storage Tank Insurance Fund (0585)	05.085	T975	80.48	80.00	---	0.48
Underground Storage Tank Regulation Program Fund (0586)	05.085	T975	80.48	80.00	---	0.48
Natural Resources Protection - Air Pollution Permit Fee Subaccount Fund (0594)	05.085	T975	85.13	84.62	---	0.51
Public Service Commission Fund (0607)	05.085	T975	3,507.83	3,486.85	---	20.98
Parks Sales Tax Fund (0613)	05.085	T975	49,735.45	49,437.93	---	297.52
Soil and Water Sales Tax Fund (0614)	05.085	T975	452.71	450.00	---	2.71

Merchandising Practices Revolving Fund (0631)	05.085	T975	172.96	171.93	---	1.03
State Highways and Transportation						
Department Fund (0644)	05.085	T975	29,660.88	29,483.45	---	177.43
Workers' Compensation - Second Injury						
Fund (0653)	05.085	T975	94.40	93.84	---	0.56
Lottery Enterprise Fund (0657)	05.085	T975	3,338.81	3,318.84	---	19.97
Petroleum Inspection Fund (0662)	05.085	T975	334.67	332.67	---	2.00
Criminal Record System Fund (0671)	05.085	T975	2,521.33	2,506.25	---	15.08
Hazardous Waste Fund (0676)	05.085	T975	80.57	80.09	---	0.48
Safe Drinking Water Fund (0679)	05.085	T975	270.21	268.59	---	1.62
Missouri Office of Prosecution Services						
Fund (0680)	05.085	T975	90.54	90.00	---	0.54
Professional Registration Fees Fund (0689)	05.085	T975	5,037.28	5,007.15	---	30.13
Highway Patrol's Motor Vehicle and Aircraft						
Revolving Fund (0695)	05.085	T975	1,944.59	1,932.96	---	11.63
Guaranty Agency Operating Fund (0880)	05.085	T975	283.21	281.52	---	1.69
Mined Land Reclamation Fund (0906)	05.085	T975	128.94	128.17	---	0.77
General Revenue Fund (0101)	04.130	T989	2,500.00	---	---	2,500.00
Subtotals			<u>1,964,512.00</u>	<u>1,757,041.94</u>	---	<u>207,470.06</u>
Totals			<u><u>\$ 818,250,752.00</u></u>	<u><u>\$ 774,989,864.40</u></u>	<u><u>\$ ---</u></u>	<u><u>\$ 43,260,887.60</u></u>

**STATE OF MISSOURI
SUMMARY OF APPROPRIATION ACTIVITY
PRIVATE PURPOSE TRUST FUNDS
FOR THE APPROPRIATION YEAR 2007**

	H.B. No.	Appr. No.	Appropriations	Expenditures and Transfers Out	Reappropriations to 2008	Lapse of Appropriations
<u>EXECUTIVE</u>						
<u>State Treasurer</u>						
Abandoned Fund Account Fund (0863)						
STATE TREASURER PS	12.145	0870	\$ 487,700.00	\$ 477,782.69	\$ ---	\$ 9,917.31
STATE TREASURER E&E	12.145	0872	98,600.00	76,145.45	---	22,454.55
AF ADVERTISING & AUCTIONS	12.145	1321	561,000.00	551,690.95	---	9,309.05
AF CLAIMS	12.155	3173	23,200,000.00	21,635,423.69	---	1,564,576.31
<u>DEPARTMENT OF HIGHER EDUCATION</u>						
<u>State Colleges and Universities</u>						
State Seminary Fund (0872)						
SEMINARY FUND INVESTMENTS	03.215	0633	3,000,000.00	1,065,999.69	---	1,934,000.31
<u>DEPARTMENT OF SOCIAL SERVICES</u>						
<u>Children's Division</u>						
Alternative Care Trust Fund (0905)						
FOSTER CARE CHILDRENS ACC	11.280	8181	12,000,000.00	10,647,926.31	---	1,352,073.69
Subtotals			39,347,300.00	34,454,968.78	---	4,892,331.22
Appropriated Transfers Out To:						
Social Security Contributions Fund (0702)	05.450	T293	37,311.00	35,187.20	---	2,123.80
State Retirement Contributions Fund (0701)	05.465	T297	67,184.00	63,758.99	---	3,425.01
Missouri State Employees' Deferred Compensation Incentive Plan Administration Fund (0706)	05.480	T300	3,477.00	2,500.00	---	977.00
Missouri Consolidated Health Care Plan Benefit Fund (0765)	05.505	T304	122,700.00	116,490.50	---	6,209.50
General Revenue Fund (0101)	12.165	T547	100,000,000.00	95,960,622.21	---	4,039,377.79
General Revenue Fund (0101)	05.330	T852	671,252.00	671,252.00	---	---
Mental Health Trust Fund (0926)	10.020	T938	50,000.00	27,168.60	---	22,831.40
State Public School Fund (0817)	12.190	T973	6,813,000.00	6,812,822.84	---	177.16
Subtotals			107,764,924.00	103,689,802.34	---	4,075,121.66
Totals			\$ 147,112,224.00	\$ 138,144,771.12	\$ ---	\$ 8,967,452.88

STATE OF MISSOURI
NOTES TO THE APPROPRIATION ACTIVITY REPORT
APPROPRIATION YEAR 2007

Note 1 – Basis of Accounting

The Appropriation Activity Report is prepared on a budgetary (non-GAAP) basis of accounting that records revenues when cash is received and expenditures when the liabilities are recorded.

Revenues and expenditures are reported during a twelve-month period, July 1 through June 30. During a one-month lapse period that ends July 31, corrections can be made to the revenues and expenditures processed during the period July 1 through June 30.

Note 2 – Biennial Appropriations

Biennial appropriations, which are located in House Bills 15, 18 and 19, are appropriations to be spent over two years. The balance after the first year of the appropriation that ended June 30, 2006 was rolled over into the current fiscal year. The appropriation amount reported in the current fiscal year is the rollover amount from fiscal year 2006 plus any increases and less any decreases to the appropriations, which occurred during fiscal year 2007.

Note 3 – Article X Distributions/Appropriated Transfers

Article X, Sections 16 through 24 of the Missouri Constitution establishes a revenue limit for Missouri State Government. When total revenues exceed the limit, income tax refunds are generated. During fiscal year 2007, the State did not refund any money. When refunds are issued, the refunds are initially paid from the General Revenue Fund and various other funds reimburse their share of the refund liability through operating transfers to the General Revenue Fund as appropriated per H.B. 4.035 by the General Assembly.

STATE OF MISSOURI
NOTES TO THE APPROPRIATION ACTIVITY REPORT
APPROPRIATION YEAR 2007

Note 4 – Court Ordered Desegregation

The expenditures of the St. Louis Desegregation Plan are mandated by court order. The amounts paid for the current year and prior years are:

<u>Appropriation Year</u>	<u>Projected Expenditures</u>	<u>Expenditures</u>	<u>Lapses</u>
2007	\$ 12,000,000	\$ 12,000,000	\$ ---
2006	13,000,000	13,000,000	---
2005	15,000,000	15,000,000	---
2004	16,500,000	16,500,000	---
2003	20,000,000	20,000,000	---
2002	20,000,000	20,000,000	---
2001	50,000,000	50,000,000	---
2000	53,500,000	53,476,585	23,415
1999	191,862,972	188,799,736	3,063,236
1998	158,800,000	147,021,949	11,778,051
1997	151,700,000	138,086,852	13,613,148
1996	153,700,000	148,291,471	5,408,529
1995	155,700,000	139,258,397	16,441,603
1994	147,600,000	134,202,695	13,397,305
1993	147,100,000	136,028,438	11,071,562
1992	144,600,000	137,189,737	7,410,263
1991	135,200,000	132,695,771	2,504,229
1990	135,000,000	122,161,135	12,838,865
1989	129,000,000	116,999,047	12,000,953
1988	107,200,000	93,957,886	13,242,114
1987	84,700,000	83,473,429	1,226,571
1986	74,800,000	66,300,504	8,499,496
1985	59,200,000	57,095,304	2,104,696
1984	40,400,000	37,424,743	2,975,257
1983	21,000,000	17,187,556	3,812,444
1982	13,500,000	13,140,216	359,784
1981	10,180,490	8,530,000	1,650,490

STATE OF MISSOURI
NOTES TO THE APPROPRIATION ACTIVITY REPORT
APPROPRIATION YEAR 2007

Note 5 – General Fund

The General Fund includes General Revenue Funds and Federal Funds.

Fund Number	Fund Name
----------------	-----------

General Revenue Funds:

0100	Budget Reserve
0101	General Revenue
0108	Uncompensated Care
0113	Health Interagency Payments
0124	Facilities Maintenance Reserve
0128	State Property Preservation
0139	Intergovernmental Transfer
0142	Federal Reimbursement Allowance
0144	Pharmacy Reimbursement Allowance
0160	Medicaid Managed Care Organization Reimbursement Allowance
0161	Title XIX – Patient Placement
0164	State Treasurer's General Operation
0169	Child Support Enforcement Collections
0172	Missouri Technology Investment
0173	Microenterprise Loan
0174	Missouri Water Development
0176	General Revenue Reimbursements
0177	Missouri Humanities Council Trust
0179	General Revenue – Cultural Sub-Account
0196	Nursing Facility Federal Reimbursement Allowance
0198	Post Closure
0603	Attorney General's Court Costs
0617	Disproportionate Share
0666	Attorney General's Anti-Trust
0686	State Elections Subsidy
0692	State Legal Expense

Federal Funds

0104-0199	<i>(excluding Fund Numbers listed above and 0109, 0131, 0134, and 0170)</i>
0610	Division of Family Services – Administrative
0663	Missouri Disaster
0697	Abandoned Mined Reclamation
0782	Justice Assistance Grant Program
0948	Unemployment Compensation Administration

This reporting is consistent with Missouri's Comprehensive Annual Financial Report.

STATE OF MISSOURI
NOTES TO THE APPROPRIATION ACTIVITY REPORT
APPROPRIATION YEAR 2007

Note 6 – General Revenue Fund

Operational results for the General Revenue Fund (Fund 0101) for fiscal year 2007 are as follows:

Revenues	
Taxes	\$ 8,661,054,316
Licenses, Fees, and Permits	79,017,281
Sales, Services, Leases and Rentals	97,479,481
Bond Sale Proceeds	---
Contributions and Intergovernmental	1,439,954
Interest, Penalties, and Unclaimed Property	54,674,076
Refunds	11,022,585
Miscellaneous Revenues	<u>20,078,739</u>
Subtotal	<u>8,924,766,432</u>
Transfers In	<u>782,278,997</u>
Total Revenues and Transfers In	<u>9,707,045,429</u>
Expenditures	
Personal Service	1,045,718,479
Expense and Equipment	506,376,609
Capital Improvements	4,043,440
Program Specific	3,929,621,892
Refunds	---
Court Order Desegregation Payments	<u>12,000,000</u>
Subtotal	<u>5,497,760,420</u>
Transfers Out	<u>4,084,346,605</u>
Total Expenditures and Transfers Out	<u>9,582,107,025</u>
Excess Revenues and Transfers In	<u>\$ 124,938,404</u>

Note 7 – Refunds

In fiscal year 2007, refunds in the amount of \$1,274,367,640 for all funds and \$1,208,797,133 for general revenue funds are reported on a separate line on page 3 and page 5 of this report. Refunds are reported as program specific expenditures on all remaining pages.

Note 8 – Debt Service

Debt Service includes payments made by the Office of Administration for the General Obligation bonds, the Board of Public Building Bonds, and certain capital lease payments. Other debt payments are reported as operating costs of the department which pays them.