

STATE OF MISSOURI

APPROPRIATION ACTIVITY REPORT




APPROPRIATION YEAR 2008

**OFFICE OF ADMINISTRATION
DIVISION OF ACCOUNTING**

APPROPRIATION ACTIVITY REPORT

APPROPRIATION YEAR 2008



STATE OF MISSOURI

MATT BLUNT
GOVERNOR

LARRY W. SCHEPKER
COMMISSIONER
OFFICE OF ADMINISTRATION

THOMAS J. SADOWSKI
DIRECTOR
DIVISION OF ACCOUNTING

Matt Blunt
Governor



Larry W. Schepker
Commissioner

State of Missouri
OFFICE OF ADMINISTRATION
Division of Accounting
570 Truman Building, 301 West High Street
Post Office Box 809
Jefferson City, Missouri 65102
(573) 751-2971
INTERNET: <http://www.oa.mo.gov/acct>
E-MAIL: acctmail@oa.mo.gov

Thomas J. Sadowski
Director

September 22, 2008

The Honorable Matt Blunt
Governor of Missouri
State Capitol
Jefferson City, Missouri 65101

Dear Governor Blunt:

I am pleased to submit the Appropriation Activity Report of the State of Missouri for the appropriation year July 1, 2007 through July 31, 2008.

This report, together with the annual combined financial report of the Missouri Department of Revenue and the Office of the State Treasurer, will fulfill the statutory requirements for financial reporting under Section 32.060 of the Missouri Revised Statutes.

These statements present a comparative analysis of revenues to expenditures and appropriations to expenditures for Appropriation Year 2008. This report also includes a detailed analysis of appropriations and expenditures by departments, fund groups and major categories. This report is prepared on a budgetary (non-GAAP) basis of accounting. Under the budgetary basis of accounting, revenues are recorded when cash is received and expenditures when the liabilities for them are recorded.

Sincerely,

A handwritten signature in black ink that reads 'Thomas Sadowski'.

Thomas Sadowski, CGFM, CPA
Director

STATE OF MISSOURI
REVENUES - ALL FUNDS AND GENERAL REVENUE FUNDS
FOR FISCAL YEARS 2008 AND 2007

	Fiscal Year 2008		Fiscal Year 2007	
	All Funds	General Revenue Funds	All Funds	General Revenue Funds
<u>TAXES</u>				
Sales and Use Tax	\$ 3,225,283,356	\$ 2,001,119,835	\$ 3,269,150,156	\$ 2,042,376,912
Income Tax	6,640,068,234	6,631,150,784	6,290,741,447	6,280,493,055
Premium Tax	309,486,898	235,254,258	294,947,270	224,369,232
Commodity Tax	140,538,620	29,842,319	140,206,727	30,044,159
Corporation Franchise Tax	92,508,381	92,508,381	77,788,371	77,788,371
Motor Vehicle Fuel/Use Tax	745,627,275	---	745,559,467	---
Inheritance Tax	3,451,099	3,451,099	5,971,861	5,971,860
Miscellaneous Taxes	361,885,093	34,922,236	361,521,104	29,788,932
Total Taxes	11,518,848,956	9,028,248,912	11,185,886,403	8,690,832,521
<u>LICENSES, FEES AND PERMITS</u>				
Licenses and Permits	354,803,824	7,432,961	337,808,283	6,735,083
Collection Fees	23,608,199	23,559,898	22,675,134	22,613,473
Registration Fees	39,720,865	32,197,390	39,072,687	32,954,048
Regulatory Fees	81,848,716	835,307	77,569,185	836,062
Inspection Fees	10,035,769	481,966	9,188,800	503,927
Court Fees	37,470,842	13,541,753	23,032,841	13,886,619
Financial Institute Exam Fees	7,909,159	---	7,911,716	---
Miscellaneous Fees	131,594,171	1,482,886	128,508,218	1,720,382
Total Licenses, Fees and Permits	686,991,545	79,532,161	645,766,864	79,249,594
<u>SALES</u>				
Bond Sales	591,204,336	---	829,993,881	---
Working Capital Revolving Fund Sales	36,526,590	---	28,856,924	---
Lottery Sales	426,619,333	---	405,909,024	---
Sales	37,492,188	868,902	55,668,171	10,656,674
Total Sales	1,091,842,447	868,902	1,320,428,000	10,656,674
<u>LEASES AND RENTALS</u>				
Concessions and Recreational Rentals and Leases	2,119,535	802	2,266,154	802
Miscellaneous Leases and Rentals	30,769,073	243,883	29,314,790	61,742
Total Leases and Rentals	32,888,608	244,685	31,580,944	62,544

STATE OF MISSOURI
REVENUES - ALL FUNDS AND GENERAL REVENUE FUNDS
FOR FISCAL YEARS 2008 AND 2007

	Fiscal Year 2008		Fiscal Year 2007	
	All Funds	General Revenue Funds	All Funds	General Revenue Funds
<u>SERVICES</u>				
Medicaid Services	218,325,670	67,793,541	211,580,707	65,345,104
Medicare Services	15,286,228	9,651,408	14,355,763	12,138,781
Other Medical Services	8,383,631	8,360,389	8,765,845	8,758,932
Other Services	193,630	---	171,204	45
Interagency Services	124,848,588	181,052	138,680,286	609,406
Total Services	<u>367,037,747</u>	<u>85,986,390</u>	<u>373,553,805</u>	<u>86,852,268</u>
<u>CONTRIBUTIONS AND INTER- GOVERNMENTAL RECEIPTS</u>				
Federal Grants	7,731,840,740	1,468,613,557	7,255,746,691	1,380,693,764
Others	307,972,048	1,488,376	77,196,527	1,005,146
Total Contributions and Intergovernmental Receipts	<u>8,039,812,788</u>	<u>1,470,101,933</u>	<u>7,332,943,218</u>	<u>1,381,698,910</u>
<u>INTEREST, PENALTIES AND UNCLAIMED PROPERTIES</u>				
Interest	211,972,848	104,385,425	183,043,953	85,337,251
Penalties	59,948,653	1,207,225	13,437,038	645,935
Unclaimed Properties	66,695,205	143,288	91,118,981	211,183
Total Interest, Penalties and Unclaimed Properties	<u>338,616,706</u>	<u>105,735,938</u>	<u>287,599,972</u>	<u>86,194,369</u>
<u>REFUNDS</u>				
Medicare-Medicaid Refunds	258,377,974	10,492,694	226,517,358	6,280,767
School Refunds	8,497,846	3,351,946	5,047,612	2,954,727
Cost Reimbursements	761,476	761,476	693,320	693,320
Miscellaneous Refunds	12,762,225	1,887,084	10,257,406	1,138,341
Total Refunds	<u>280,399,521</u>	<u>16,493,200</u>	<u>242,515,696</u>	<u>11,067,155</u>
<u>MISCELLANEOUS RECEIPTS</u>				
Redeposit of Investment/ Loan Principal	42,641,094	---	41,903,373	---
Bond Account	7,677,792	7,677,780	6,305,705	6,303,685
Miscellaneous Receipts	546,999,299	29,820,967	474,449,970	29,207,976
Total Miscellaneous Receipts	<u>597,318,185</u>	<u>37,498,747</u>	<u>522,659,048</u>	<u>35,511,661</u>
TOTAL REVENUES	<u>\$ 22,953,756,503</u>	<u>\$ 10,824,710,868</u>	<u>\$ 21,942,933,950</u>	<u>\$ 10,382,125,696</u>

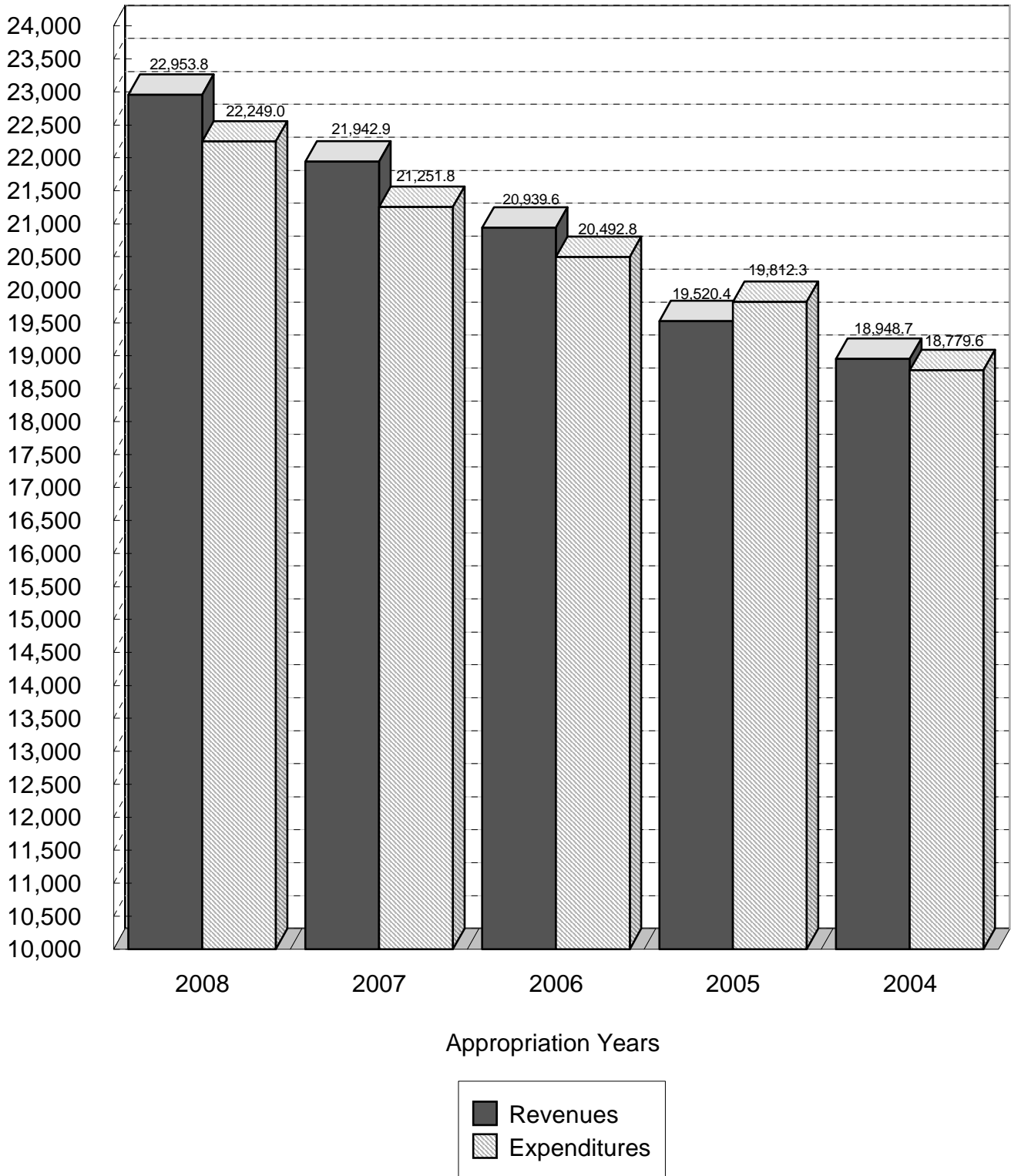
The notes are an integral part of this report.

STATE OF MISSOURI
SCHEDULE OF REVENUES, EXPENDITURES AND TRANSFERS
FOR THE PAST FIVE YEARS - ALL FUNDS

	Fiscal Year 2008	Fiscal Year 2007	Fiscal Year 2006	Fiscal Year 2005	Fiscal Year 2004
<u>REVENUES AND TRANSFERS IN</u>					
Revenues					
Taxes	\$ 11,518,848,956	\$ 11,185,886,403	\$ 10,638,366,972	\$ 9,959,783,358	\$ 9,523,453,463
Licenses, Fees and Permits	686,991,545	645,766,864	654,583,850	624,002,226	611,292,774
Sales, Services, Leases and Rentals	900,564,466	895,568,868	850,108,512	716,018,981	712,287,275
Bond Sale Proceeds	591,204,336	829,993,881	370,196,047	---	262,829,539
Contributions and Intergovernmental	8,039,812,788	7,332,943,218	7,277,620,521	7,197,980,125	6,772,445,217
Interest, Penalties and Unclaimed Properties	338,616,706	287,599,972	246,963,473	153,879,395	150,930,937
Refunds	280,399,521	242,515,696	428,281,832	347,830,668	270,454,635
Miscellaneous Revenues	597,318,185	522,659,048	473,441,005	520,914,060	645,049,984
Total Revenues	22,953,756,503	21,942,933,950	20,939,562,212	19,520,408,813	18,948,743,824
Total Transfers In	7,466,128,457	7,036,854,996	7,146,391,450	6,281,599,175	6,320,713,083
Total Revenues and Transfers In	<u>\$ 30,419,884,960</u>	<u>\$ 28,979,788,946</u>	<u>\$ 28,085,953,662</u>	<u>\$ 25,802,007,988</u>	<u>\$ 25,269,456,907</u>
	Appropriation Year 2008	Appropriation Year 2007	Appropriation Year 2006	Appropriation Year 2005	Appropriation Year 2004
<u>EXPENDITURES AND TRANSFERS OUT</u>					
Expenditures					
Personal Service Expense and Equipment	\$ 3,017,017,004	\$ 2,937,212,067	\$ 2,778,457,229	\$ 2,774,525,126	\$ 2,602,286,428
Capital Improvements	1,540,464,722	1,650,553,875	1,567,672,210	1,503,661,254	1,485,537,149
Program Specific	1,157,682,440	1,313,597,998	1,204,420,755	897,297,466	1,072,039,063
Refunds (Note 7)	15,199,153,539	14,064,085,947	13,743,238,856	13,494,177,232	12,476,813,097
Court Ordered Desegregation Payments (Note 4)	1,323,700,718	1,274,367,640	1,185,966,194	1,127,619,246	1,126,465,832
Total Expenditures	11,000,000	12,000,000	13,000,000	15,000,000	16,500,000
Total Expenditures and Transfers Out	22,249,018,423	21,251,817,527	20,492,755,244	19,812,280,324	18,779,641,569
Transfers Out	7,466,128,457	7,036,854,996	7,146,391,450	6,281,624,533	6,320,713,083
Total Expenditures and Transfers Out	29,715,146,880	28,288,672,523	27,639,146,694	26,093,904,857	25,100,354,652
Excess Revenues and Transfers In (Expenditures and Transfers Out)	<u>\$ 704,738,080</u>	<u>\$ 691,116,423</u>	<u>\$ 446,806,968</u>	<u>\$ (291,896,869)</u>	<u>\$ 169,102,255</u>

The notes are an integral part of this report.

STATE OF MISSOURI
CHART OF REVENUES AND EXPENDITURES
FOR THE PAST FIVE YEARS - ALL FUNDS
Millions of Dollars

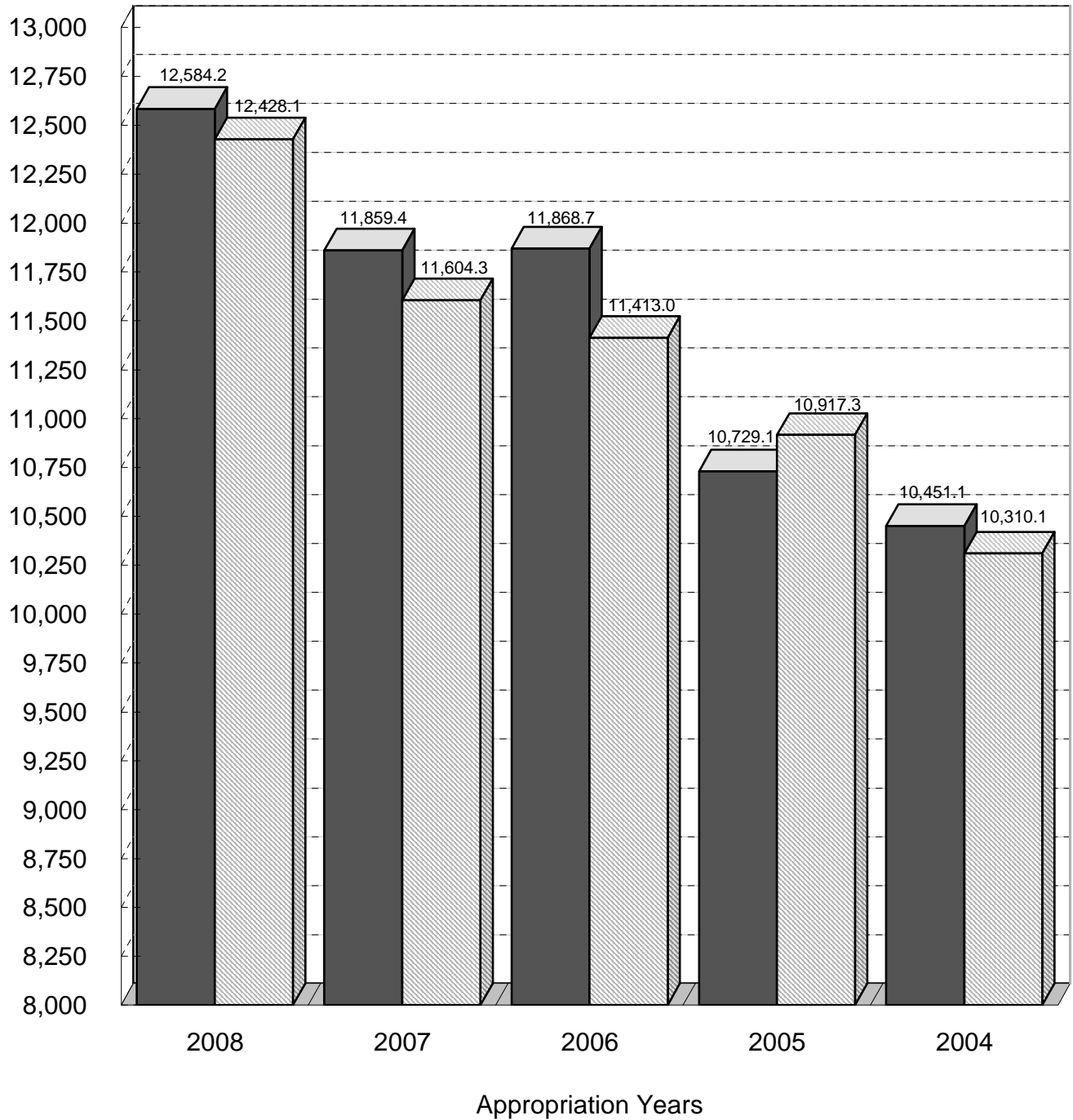


STATE OF MISSOURI
SCHEDULE OF REVENUES, EXPENDITURES AND TRANSFERS
FOR THE PAST FIVE YEARS - GENERAL REVENUE FUNDS

	Fiscal Year 2008	Fiscal Year 2007	Fiscal Year 2006	Fiscal Year 2005	Fiscal Year 2004
<u>REVENUES AND TRANSFERS IN</u>					
Revenues					
Sales and Use Tax	\$ 2,001,119,835	\$ 2,042,376,912	\$ 1,993,449,255	\$ 1,957,694,190	\$ 1,902,255,404
Individual Income Tax	6,110,173,109	5,726,544,633	5,352,025,061	4,859,938,620	4,571,546,157
Corporate Income Tax	520,977,675	553,948,422	528,841,081	354,390,367	329,596,001
County Foreign Insurance Tax	209,554,552	199,210,713	189,702,197	165,480,625	162,129,552
Liquor Taxes and Licenses	26,128,940	25,807,189	24,018,327	22,980,884	22,452,148
Beer Taxes and Licenses	8,476,533	8,430,409	8,416,377	8,179,281	8,339,952
Corporation Franchise Tax	92,508,381	77,788,371	77,827,368	119,446,502	91,387,675
Inheritance Tax	3,451,099	5,971,860	15,569,883	42,221,932	75,115,067
Miscellaneous Taxes	60,621,942	54,946,564	83,244,183	90,825,057	65,401,809
Interest on Deposits and Investments	104,385,425	85,337,251	53,138,146	27,972,434	23,622,454
Licenses, Fees and Permits	74,769,007	75,057,042	71,799,562	70,423,939	69,008,403
Sales, Services, Leases and Rentals	87,099,977	97,571,486	92,280,375	103,753,352	106,299,432
Refunds	16,493,200	11,067,155	17,367,068	13,459,212	13,073,853
All Other Sources	1,508,951,193	1,418,067,689	1,366,677,724	1,245,329,325	1,130,325,203
Total Revenues	10,824,710,868	10,382,125,696	9,874,356,607	9,082,095,720	8,570,553,110
Total Transfers In	1,759,454,969	1,477,266,865	1,994,343,848	1,646,981,938	1,880,401,712
Total Revenues and Transfers In	\$ 12,584,165,837	\$ 11,859,392,561	\$ 11,868,700,455	\$ 10,729,077,658	\$ 10,450,954,822
	Appropriation Year 2008	Appropriation Year 2007	Appropriation Year 2006	Appropriation Year 2005	Appropriation Year 2004
<u>EXPENDITURES AND TRANSFERS OUT</u>					
Expenditures					
Personal Service Expense and Equipment	\$ 1,101,677,595	\$ 1,054,843,187	\$ 1,012,592,156	\$ 1,022,306,989	\$ 992,406,722
Capital Improvements	357,141,328	536,124,782	489,066,704	453,936,394	454,798,106
Program Specific	39,010,012	39,217,372	29,291,052	22,289,609	36,701,112
Refunds (Note 7)	4,524,144,023	4,072,746,815	3,941,066,112	3,926,202,633	3,515,395,896
Court Ordered Desegregation Payments (Note 4)	1,258,397,685	1,208,797,133	1,128,904,333	1,071,305,603	1,075,260,981
	11,000,000	12,000,000	13,000,000	15,000,000	16,500,000
Total Expenditures	7,291,370,643	6,923,729,289	6,613,920,357	6,511,041,228	6,091,062,817
Transfers Out	5,136,730,622	4,680,525,869	4,799,126,333	4,406,278,387	4,219,072,535
Total Expenditures and Transfers Out	12,428,101,265	11,604,255,158	11,413,046,690	10,917,319,615	10,310,135,352
Excess Revenues and Transfers In (Expenditures and Transfers Out)	\$ 156,064,572	\$ 255,137,403	\$ 455,653,765	\$ (188,241,957)	\$ 140,819,470

The notes are an integral part of this report.

STATE OF MISSOURI
CHART OF REVENUES, EXPENDITURES AND TRANSFERS
FOR THE PAST FIVE YEARS - GENERAL REVENUE FUNDS
Millions of Dollars



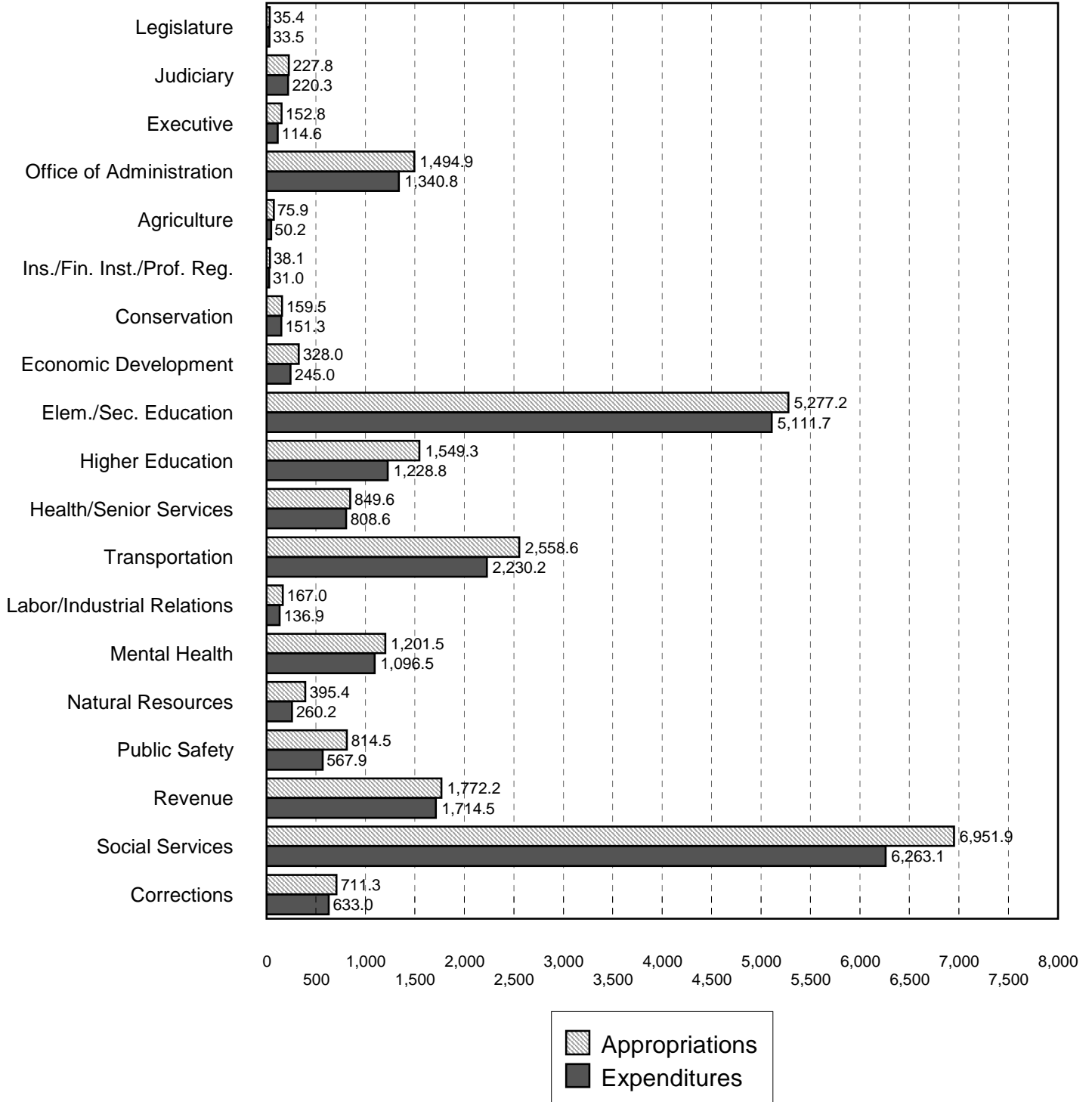
■ Revenues and Transfers
▨ Expenditures and Transfers

STATE OF MISSOURI
SUMMARY OF APPROPRIATION ACTIVITY BY DEPARTMENT
ALL FUNDS
FOR THE APPROPRIATION YEAR 2008

	Appropriations	Expenditures and Transfers Out June 30, 2008	Lapse Period Corrections and Transfers Out	Total Expenditures and Transfers Out	Biennial Rollovers and Reappropriations to 2009	Lapse of Appropriations
Legislature	\$ 35,445,556.00	\$ 33,520,308.25	\$ ---	\$ 33,520,308.25	\$ ---	\$ 1,925,247.75
Judiciary	227,757,477.00	220,266,644.18	1,448.80	220,268,092.98	---	7,489,384.02
Executive	152,766,514.00	114,586,181.83	---	114,586,181.83	---	38,180,332.17
Office of Administration	1,494,932,995.00	1,340,802,326.77	(50,886.97)	1,340,751,439.80	53,271,873.43	100,909,681.77
Agriculture	75,916,199.00	50,167,515.11	---	50,167,515.11	2,956,830.59	22,791,853.30
Insurance, Financial Institutions and Professional Registration	38,062,491.00	30,952,101.26	---	30,952,101.26	---	7,110,389.74
Conservation	159,491,174.00	151,340,332.13	---	151,340,332.13	3,949,469.65	4,201,372.22
Economic Development	328,023,204.00	245,040,713.14	---	245,040,713.14	70,000.00	82,912,490.86
Elementary and Secondary Education	5,277,231,945.00	5,111,730,997.83	---	5,111,730,997.83	12,156,358.50	153,344,588.67
Higher Education	1,549,306,658.00	1,228,791,151.98	---	1,228,791,151.98	268,462,448.44	52,053,057.58
Health and Senior Services	849,639,018.00	808,612,950.74	---	808,612,950.74	25,876.63	41,000,190.63
Transportation	2,558,608,942.00	2,230,223,029.66	4,363.35	2,230,227,393.01	---	328,381,548.99
Labor and Indus- trial Relations	166,982,534.00	136,874,471.80	---	136,874,471.80	2,857,685.98	27,250,376.22
Mental Health	1,201,548,955.00	1,096,453,676.63	2,992.50	1,096,456,669.13	44,640,792.59	60,451,493.28
Natural Resources	395,376,239.00	260,240,495.26	(94.05)	260,240,401.21	18,099,700.14	117,036,137.65
Public Safety	814,537,080.00	567,909,726.20	(511.96)	567,909,214.24	191,613,832.31	55,014,033.45
Revenue	1,772,248,271.00	1,714,503,366.41	---	1,714,503,366.41	26,833.00	57,718,071.59
Social Services	6,951,932,253.00	6,263,087,183.17	4,379.83	6,263,091,563.00	50,828,764.37	638,011,925.63
Corrections	711,329,550.00	632,958,222.76	(4,663.52)	632,953,559.24	43,167,109.87	35,208,880.89
Subtotals	24,761,137,055.00	22,238,061,395.11	(42,972.02)	22,238,018,423.09	692,127,575.50	1,830,991,056.41
Appropriated Transfers Out	8,269,851,582.00	7,465,171,720.39	956,736.96	7,466,128,457.35	75,915,336.00	727,807,788.65
Court Ordered Desegregation Payments (Note 4)	11,000,000.00	11,000,000.00	---	11,000,000.00	---	---
Totals	<u>\$ 33,041,988,637.00</u>	<u>\$ 29,714,233,115.50</u>	<u>\$ 913,764.94</u>	<u>\$ 29,715,146,880.44</u>	<u>\$ 768,042,911.50</u>	<u>\$ 2,558,798,845.06</u>

The notes are an integral part of this report.

STATE OF MISSOURI
CHART OF APPROPRIATIONS AND EXPENDITURES BY DEPARTMENT
ALL FUNDS
FOR THE APPROPRIATION YEAR 2008
Millions of Dollars

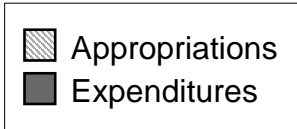
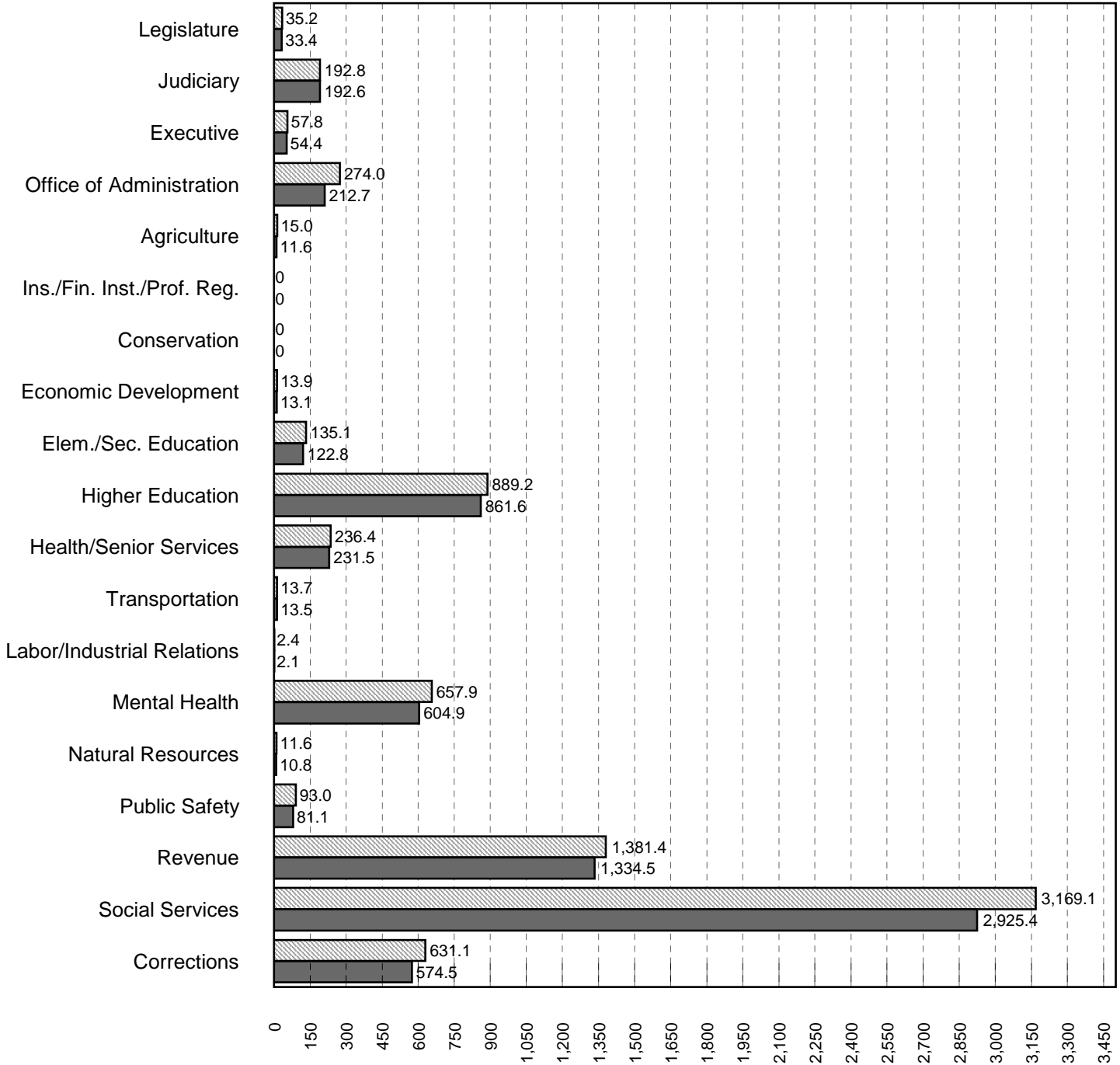


STATE OF MISSOURI
SUMMARY OF APPROPRIATION ACTIVITY BY DEPARTMENT
GENERAL REVENUE FUNDS
FOR THE APPROPRIATION YEAR 2008

	Appropriations	Expenditures and Transfers Out June 30, 2008	Lapse Period Corrections and Transfers Out	Total Expenditures and Transfers Out	Biennial Rollovers and Reappropriations to 2009	Lapse of Appropriations
Legislature	\$ 35,192,456.00	\$ 33,353,240.72	\$ ---	\$ 33,353,240.72	\$ ---	\$ 1,839,215.28
Judiciary	192,780,496.00	192,628,406.25	1,448.80	192,629,855.05	---	150,640.95
Executive	57,790,288.00	54,354,726.09	---	54,354,726.09	---	3,435,561.91
Office of Administration	273,978,336.00	212,730,697.55	(48,942.36)	212,681,755.19	53,244,140.05	8,052,440.76
Agriculture	14,975,772.00	11,586,266.37	---	11,586,266.37	2,956,830.59	432,675.04
Insurance, Financial Institutions and Professional Registration	---	---	---	---	---	---
Conservation	---	---	---	---	---	---
Economic Development	13,913,302.00	13,072,190.95	---	13,072,190.95	70,000.00	771,111.05
Elementary and Secondary Education	135,110,442.00	122,782,401.22	---	122,782,401.22	11,058,188.84	1,269,851.94
Higher Education	889,185,641.00	861,592,107.18	---	861,592,107.18	889,679.00	26,703,854.82
Health and Senior Services	236,354,462.00	231,524,483.02	17,155.79	231,541,638.81	---	4,812,823.19
Transportation	13,658,014.00	13,470,234.00	---	13,470,234.00	---	187,780.00
Labor and Indus- trial Relations	2,430,731.00	2,104,286.83	---	2,104,286.83	255,250.60	71,193.57
Mental Health	657,931,668.00	604,884,010.38	2,992.50	604,887,002.88	44,623,929.59	8,420,735.53
Natural Resources	11,563,266.00	10,806,827.34	(276.32)	10,806,551.02	226,898.12	529,816.86
Public Safety	92,994,829.00	81,095,605.82	(720.27)	81,094,885.55	9,490,024.69	2,409,918.76
Revenue	1,381,406,909.00	1,334,467,504.02	(942.95)	1,334,466,561.07	---	46,940,347.93
Social Services	3,169,057,044.00	2,925,402,737.50	2,336.61	2,925,405,074.11	50,664,955.05	192,987,014.84
Corrections	631,093,010.00	574,546,529.11	(4,663.52)	574,541,865.59	35,544,901.89	21,006,242.52
Subtotals	7,809,416,666.00	7,280,402,254.35	(31,611.72)	7,280,370,642.63	209,024,798.42	320,021,224.95
Appropriated Transfers Out	5,772,425,071.00	5,135,776,755.55	953,866.56	5,136,730,622.11	75,915,336.00	559,779,112.89
Court Ordered Desegregation Payments (Note 4)	11,000,000.00	11,000,000.00	---	11,000,000.00	---	---
Totals	<u>\$ 13,592,841,737.00</u>	<u>\$ 12,427,179,009.90</u>	<u>\$ 922,254.84</u>	<u>\$ 12,428,101,264.74</u>	<u>\$ 284,940,134.42</u>	<u>\$ 879,800,337.84</u>

The notes are an integral part of this report.

STATE OF MISSOURI
CHART OF APPROPRIATIONS AND EXPENDITURES BY DEPARTMENT
GENERAL REVENUE FUNDS
FOR THE APPROPRIATION YEAR 2008
Millions of Dollars



**STATE OF MISSOURI
OPERATING COSTS AND FLOW THROUGH PAYMENTS BY DEPARTMENT
ALL FUNDS
APPROPRIATION YEAR 2008**

Each year State departments receive appropriations. These appropriations include expenditures to operate the department, expenditures made for the benefit of other departments and distributions to other entities such as local governments or school districts. The "operating costs" are the expenditures made from the department's appropriations which are used to provide that department's services. The "flow through payments" include expenditures used to fund other entities' or other departments' expenses and distributions to individuals, other entities or other departments for ultimate expenditure.

An analysis of an agency's operating costs gives a better indication of its effectiveness because operating costs are directly controlled by the agency's management. Flow through payments are normally the result of statutory or grant requirements. The spending of these moneys is more directly controlled by the entity or department which receives the flow through moneys.

The schedule on the following page shows that the moneys appropriated to an agency are not totally used for operation of that agency. This schedule shows appropriated expenditures for appropriation year 2008. However, these figures do not include appropriated expenditures of \$1,316,920,244.79 for refunds for overpayment of taxes and fees or investment of State money.

Expenditures for retirement, social security, health care, deferred compensation, reimbursements to Employment Security, statewide insurance, capital improvements, and building and grounds in the amount of \$2,263,973,594.06 have been allocated to the various departments. Most of the funding was appropriated to the Office of Administration.

The expenditures for debt service are segregated as they represent operating expenditures of the State as a whole. These expenditures are normally administered by the Office of Administration.

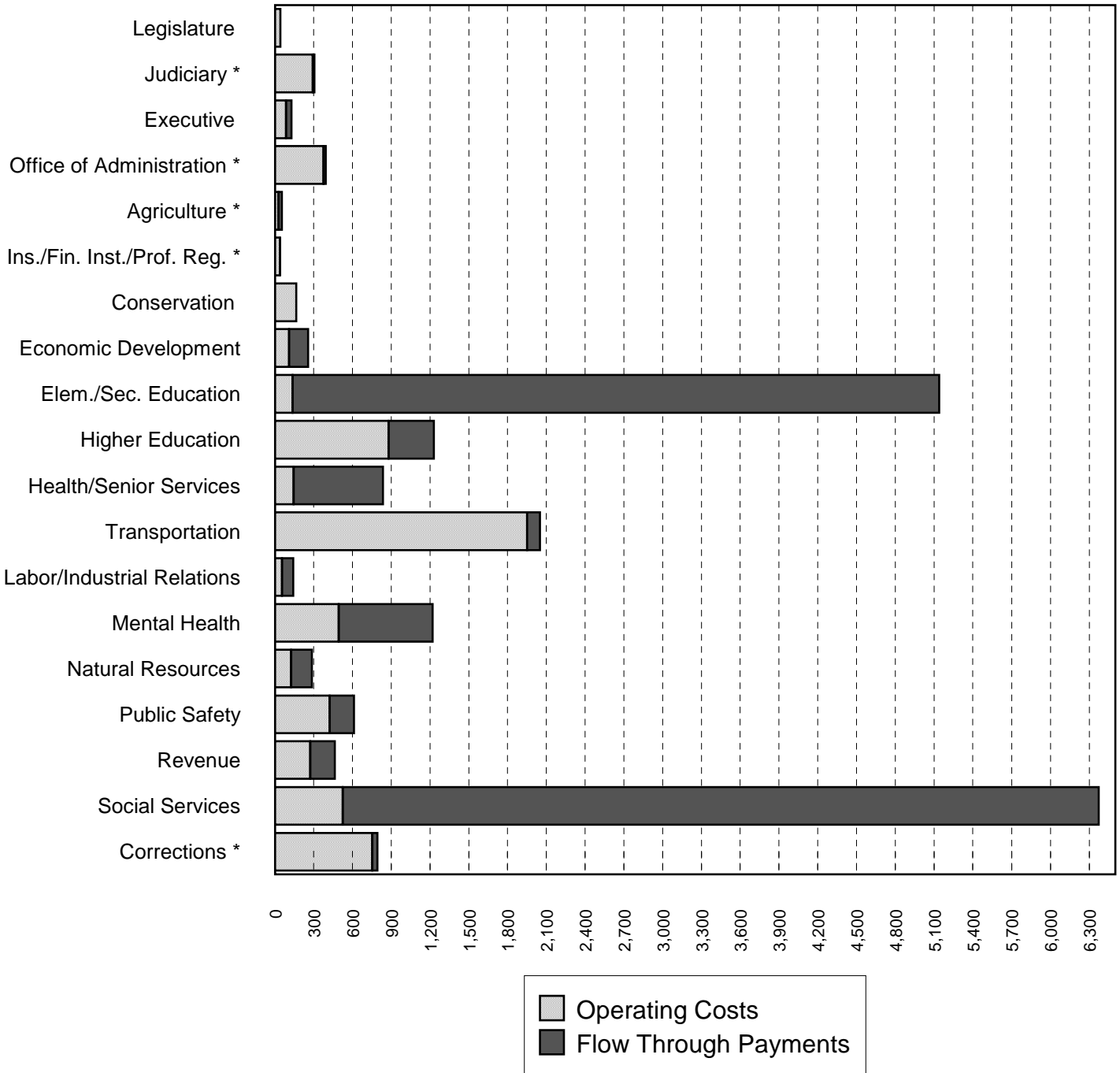
The expenditures for the court ordered desegregation payments (Note 4) are segregated because they are mandated by court order. These expenditures are normally administered by the Department of Elementary and Secondary Education.

**STATE OF MISSOURI
OPERATING COSTS AND FLOW THROUGH PAYMENTS BY DEPARTMENT
ALL FUNDS
APPROPRIATION YEAR 2008**

	Operating Costs	Flow Through Payments
Legislature	\$ 43,026,928.41	\$ ---
Judiciary	293,908,440.04	11,310,036.90
Executive	86,983,997.48	43,190,856.38
Office of Administration	375,009,090.88	20,548,129.02
Agriculture	27,978,614.84	26,847,890.94
Insurance, Financial Institutions and Professional Registration	38,390,955.74	892,649.95
Conservation	166,333,467.29	---
Economic Development	110,215,586.21	148,603,135.91
Elementary and Secondary Education	134,606,133.35	5,007,317,917.98
Higher Education	880,492,945.91	350,433,347.33
Health and Senior Services	144,493,358.68	692,179,177.08
Transportation (Note 8)	1,950,946,223.67	99,823,919.31
Labor and Industrial Relations (Note 8)	54,818,720.38	86,358,798.06
Mental Health	495,311,246.28	727,428,038.22
Natural Resources	126,272,580.26	160,664,846.87
Public Safety	424,716,977.56	188,867,948.21
Revenue	272,997,533.35	191,625,655.71
Social Services	525,382,584.19	5,850,649,214.16
Corrections	754,167,419.02	41,286,548.99
Debt Service (Note 8)	367,017,263.74	---
Court Ordered Desegregation Payments (Note 4)	---	11,000,000.00
	<hr/>	<hr/>
Totals	<u>\$ 7,273,070,067.28</u>	<u>\$ 13,659,028,111.02</u>

The notes are an integral part of this report.

STATE OF MISSOURI
CHART OF OPERATING COSTS AND FLOW THROUGH PAYMENTS BY DEPARTMENT
ALL FUNDS
FOR THE APPROPRIATION YEAR 2008
Millions of Dollars



*Immaterial Flow Through amounts not shown on this scale.

STATE OF MISSOURI
SUMMARY OF EXPENDITURES BY MAJOR CATEGORY
AND FUND GROUP AND TRANSFERS OUT BY FUND GROUP
FOR THE APPROPRIATION YEAR 2008

	Personal Service	Expense and Equipment	Capital Improvements	Program Specific (Note 7)	Appropriated Transfers Out	Court Ordered Desegregation Payments (Note 4)	Totals
General Fund							
General Revenue Funds	\$ 1,101,677,594.97	\$ 357,141,327.60	\$ 39,010,011.51	\$ 5,782,541,708.55	\$ 5,136,730,622.11	\$ 11,000,000.00	\$ 12,428,101,264.74
Federal Funds	329,352,036.09	240,575,107.48	23,929,708.74	5,009,501,681.10	194,308,705.43	---	5,797,667,238.84
Special Revenue Funds	344,640,961.96	219,344,680.90	19,726,053.42	5,247,484,689.25	1,759,490,131.79	---	7,590,686,517.32
Debt Service Funds	---	---	---	98,698,819.82	---	---	98,698,819.82
Capital Projects Funds	394,079,216.72	352,250,825.05	1,073,553,007.10	300,319,161.27	22,740,630.49	---	2,142,942,840.63
Permanent Funds	---	---	---	---	207.00	---	207.00
Enterprise Funds	47,137,667.87	172,045,541.13	1,127,729.14	16,394,173.48	287,658,320.33	---	524,363,431.95
Internal Service Funds	43,458,669.29	198,120,330.41	335,930.14	5,902,821.83	20,717,072.57	---	268,534,824.24
Agency Funds	756,181,632.51	64,495.94	---	19,665,372.49	3,077,216.76	---	778,988,717.70
Private Purpose Trust Funds	489,224.19	922,413.84	---	42,345,829.30	41,405,550.87	---	85,163,018.20
Totals	\$ 3,017,017,003.60	\$ 1,540,464,722.35	\$ 1,157,682,440.05	\$ 16,522,854,257.09	\$ 7,466,128,457.35	\$ 11,000,000.00	\$ 29,715,146,880.44

The notes are an integral part of this report.

STATE OF MISSOURI
SUMMARY OF EXPENDITURES BY DEPARTMENT,
FUND GROUP AND MAJOR CATEGORY AND TRANSFERS OUT BY FUND GROUP
FOR THE APPROPRIATION YEAR 2008

	General Fund										Totals
	General		Special Revenue Funds	Debt Service Funds	Capital Projects Funds	Permanent Funds	Enterprise Funds	Internal Service Funds	Agency Funds	Private Purpose Trust Funds	
	Revenue Funds	Federal Funds									
Legislature											
Personal Service	\$ 24,287,061.13	\$ ---	\$ 70,298.68	\$ ---	\$ ---	\$ ---	\$ ---	\$ ---	\$ ---	\$ ---	\$ 24,357,359.81
Expense and Equipment	9,065,834.58	---	81,983.15	---	---	---	14,635.70	---	---	---	9,162,453.43
Capital Improvements	---	---	---	---	---	---	---	---	---	---	---
Program Specific (Note 7)	345.01	---	---	---	---	---	150.00	---	---	---	495.01
Judiciary											
Personal Service	162,518,851.91	2,599,044.19	2,274,342.33	---	---	---	---	---	---	---	167,392,238.43
Expense and Equipment	21,642,393.04	3,721,520.12	7,065,677.70	---	---	---	102,475.91	5,500.00	---	---	32,537,566.77
Capital Improvements	67,193.38	---	---	---	---	---	---	---	---	---	67,193.38
Program Specific (Note 7)	8,401,416.72	404,123.74	8,876,902.26	---	---	---	---	2,588,651.68	---	---	20,271,094.40
Executive											
Personal Service	29,151,683.00	3,138,728.98	5,540,320.26	---	---	---	78,018.60	22,019.00	---	489,224.19	38,419,994.03
Expense and Equipment	12,866,932.21	4,126,681.44	9,772,493.32	---	---	---	4,159.00	76,687.09	---	922,413.84	27,769,366.90
Capital Improvements	9,036.14	385.02	3,314.39	---	---	---	---	---	---	---	12,735.55
Program Specific (Note 7)	12,327,074.74	3,297,218.33	2,116,813.74	---	---	---	---	---	---	30,642,978.54	48,384,085.35
Office of Administration											
Personal Service	38,309,010.18	13,849,636.48	3,519,837.93	---	---	---	1,243,332.89	28,587,314.10	756,181,632.51	---	841,690,764.09
Expense and Equipment	49,769,739.67	39,850,931.39	6,366,567.20	---	2,732.45	---	3,470,335.90	159,746,212.32	55,442.94	---	259,261,961.87
Capital Improvements	6,305,537.13	---	---	---	---	---	---	317,658.34	---	---	6,623,195.47
Program Specific (Note 7)	118,297,468.21	9,512,490.60	3,740,086.22	98,698,819.82	658,745.87	---	149,141.93	2,059,664.35	59,101.37	---	233,175,518.37
Agriculture											
Personal Service	6,936,562.43	842,371.18	3,058,415.33	---	---	---	1,001,364.53	---	---	---	11,838,713.47
Expense and Equipment	3,581,173.85	956,921.32	3,061,045.41	---	---	---	2,153,061.02	---	---	---	9,752,201.60
Capital Improvements	216,310.65	---	---	---	---	---	---	---	---	---	216,310.65
Program Specific (Note 7)	852,219.44	248,583.61	27,211,170.12	---	---	---	48,316.22	---	---	---	28,360,289.39
Insurance, Financial Institutions and Professional Registration											
Personal Service	---	---	19,477,221.71	---	---	---	---	2,830,944.24	---	---	22,308,165.95
Expense and Equipment	---	---	6,096,716.49	---	---	---	---	1,322,395.64	---	---	7,419,112.13
Capital Improvements	---	---	128,751.20	---	---	---	---	---	---	---	128,751.20
Program Specific (Note 7)	---	692,649.95	328,325.36	---	---	---	---	75,096.67	---	---	1,096,071.98
Conservation											
Personal Service	---	---	77,085,856.19	---	---	---	---	---	---	---	77,085,856.19
Expense and Equipment	---	---	53,899,408.36	---	---	---	---	---	---	---	53,899,408.36
Capital Improvements	---	---	9,008,146.39	---	---	---	---	---	---	---	9,008,146.39
Program Specific (Note 7)	---	---	11,346,921.19	---	---	---	---	---	---	---	11,346,921.19
Economic Development											
Personal Service	3,289,678.18	18,732,572.35	11,943,045.25	---	---	---	---	239,781.47	---	---	34,205,077.25
Expense and Equipment	2,360,813.30	7,498,758.93	21,833,773.34	---	---	---	---	56,890.03	---	---	31,750,235.60
Capital Improvements	---	39,856.80	---	---	---	---	---	---	---	---	39,856.80
Program Specific (Note 7)	7,421,699.47	113,093,120.34	52,973,102.49	---	---	---	---	11,454.69	5,546,166.50	---	179,045,543.49
Elementary and Secondary Education											
Personal Service	34,022,253.63	27,207,304.47	732,217.19	---	---	---	---	---	---	---	61,961,775.29
Expense and Equipment	22,463,614.88	11,964,170.07	6,700,181.14	---	---	---	---	---	---	---	41,127,966.09
Capital Improvements	2,237,207.97	1,685.00	564,515.23	---	---	---	---	---	---	---	2,803,408.20
Program Specific (Note 7)	64,059,324.74	812,197,945.65	4,129,580,577.86	---	---	---	---	---	---	---	5,005,837,848.25
Higher Education											
Personal Service	581,788.27	264,976.26	1,935,290.94	---	---	---	---	---	---	---	2,782,055.47
Expense and Equipment	317,122.83	32,754.04	9,451,893.85	---	---	---	---	---	---	---	9,801,770.72
Capital Improvements	---	---	---	---	---	---	---	---	---	---	---
Program Specific (Note 7)	860,693,196.08	941,626.72	352,989,612.03	---	---	---	---	---	1,582,890.96	---	1,216,207,325.79

STATE OF MISSOURI
SUMMARY OF EXPENDITURES BY DEPARTMENT,
FUND GROUP AND MAJOR CATEGORY AND TRANSFERS OUT BY FUND GROUP
FOR THE APPROPRIATION YEAR 2008

	General Fund		Special Revenue Funds	Debt Service Funds	Capital Projects Funds	Permanent Funds	Enterprise Funds	Internal Service Funds	Agency Funds	Private Purpose Trust Funds	Totals
	General	Federal Funds									
	Revenue Funds	Federal Funds									
Health and Senior Services											
Personal Service	26,886,096.55	39,488,445.24	2,861,595.01	---	---	---	---	---	---	---	69,236,136.80
Expense and Equipment	7,721,838.87	14,907,675.18	5,320,642.54	---	711.00	---	---	---	---	---	27,950,867.59
Capital Improvements	---	---	---	---	897,641.37	---	---	---	---	---	897,641.37
Program Specific (Note 7)	196,933,703.39	501,631,303.34	11,954,045.57	---	---	---	---	---	9,252.68	---	710,528,304.98
Transportation											
Personal Service	---	942,009.36	1,315,110.48	---	393,095,397.78	---	---	---	---	---	395,352,517.62
Expense and Equipment	---	1,728,112.46	209,095.58	---	351,338,803.83	---	---	---	---	---	353,276,011.87
Capital Improvements	---	---	---	---	1,069,843,472.76	---	---	---	---	---	1,069,843,472.76
Program Specific (Note 7)	13,470,234.00	61,103,137.40	42,125,261.35	---	295,056,758.01	---	---	---	---	---	411,755,390.76
Labor and Industrial Relations											
Personal Service	1,688,279.44	21,707,473.87	8,175,157.51	---	---	---	---	---	---	---	31,570,910.82
Expense and Equipment	272,864.99	7,420,378.77	6,871,181.54	---	---	---	---	---	---	---	14,564,425.30
Capital Improvements	143,142.40	39,856.80	291,788.90	---	---	---	---	---	---	---	474,788.10
Program Specific (Note 7)	---	13,711,063.93	72,866,673.63	---	---	---	---	---	3,686,610.02	---	90,264,347.58
Mental Health											
Personal Service	253,343,222.93	22,073,880.34	542,098.30	---	---	---	6,266.71	---	---	---	275,965,468.28
Expense and Equipment	46,950,449.15	6,273,321.58	776,574.09	---	---	---	288,051.92	---	---	---	54,288,396.74
Capital Improvements	12,848,442.20	---	---	---	---	---	---	---	---	---	12,848,442.20
Program Specific (Note 7)	291,744,888.60	429,680,789.08	28,200,368.11	---	---	---	3,728,316.12	---	---	---	753,354,361.91
Natural Resources											
Personal Service	5,885,058.79	14,075,911.03	38,573,047.44	---	---	---	1,688,425.70	4,440,962.95	---	---	64,663,405.91
Expense and Equipment	4,321,326.36	5,557,691.41	16,080,771.26	---	---	---	9,547,691.23	1,000,527.15	---	---	36,508,007.41
Capital Improvements	353,311.15	9,952.51	404,721.09	---	---	---	1,058,066.21	---	---	---	1,826,050.96
Program Specific (Note 7)	246,854.72	12,054,723.59	124,957,621.76	---	3,853,642.39	---	16,130,094.47	---	---	---	157,242,936.93
Public Safety											
Personal Service	45,471,852.23	14,830,510.16	154,525,118.64	---	983,818.94	---	35,893,669.13	---	---	---	251,704,969.10
Expense and Equipment	23,613,846.02	26,778,081.00	53,913,800.07	---	839,053.83	---	3,472,181.77	54,636.05	3,553.00	---	108,675,151.74
Capital Improvements	5,551,416.00	10,143,220.40	9,324,816.22	---	576,267.31	---	64,403.53	---	---	---	25,660,123.46
Program Specific (Note 7)	6,457,771.30	165,348,479.42	9,043,447.99	---	750,015.00	---	60,756.23	---	208,500.00	---	181,868,969.94
Revenue											
Personal Service	31,728,376.62	29,313.18	7,681,989.77	---	---	---	7,232,857.02	---	---	---	46,672,536.59
Expense and Equipment	21,160,533.52	4,051,167.91	5,299,744.31	---	---	---	153,398,112.21	---	---	---	183,909,557.95
Capital Improvements	---	---	---	---	---	---	5,259.40	---	---	---	5,259.40
Program Specific (Note 7)	1,281,577,650.93	---	202,019,399.83	---	---	---	5,864.63	---	313,097.08	---	1,483,916,012.47
Social Services											
Personal Service	106,428,423.52	147,521,234.26	5,329,999.00	---	---	---	---	---	---	---	259,279,656.78
Expense and Equipment	54,687,546.53	102,291,559.24	6,543,131.55	---	21,269.00	---	---	5,523,444.70	---	---	169,066,951.02
Capital Improvements	229,689.45	40,299.60	---	---	490,172.06	---	---	---	---	---	760,161.11
Program Specific (Note 7)	2,764,059,414.61	2,885,475,437.57	167,075,988.95	---	---	---	---	---	5,671,102.20	11,702,850.76	5,833,984,794.09
Corrections											
Personal Service	331,149,396.16	2,048,624.74	---	---	---	---	7,331,380.82	---	---	---	340,529,401.72
Expense and Equipment	76,345,297.80	3,415,382.62	---	---	48,254.94	---	29,934,373.90	---	---	---	109,743,309.26
Capital Improvements	11,048,725.04	13,654,452.61	---	---	1,745,453.60	---	18,271.80	---	---	---	26,466,903.05
Program Specific (Note 7)	155,998,446.59	108,987.83	78,370.79	---	---	---	28,140.00	---	---	---	156,213,945.21
Transfers Out											
Appropriated	5,136,730,622.11	194,308,705.43	1,759,490,131.79	---	22,740,630.49	207.00	287,658,320.33	20,717,072.57	3,077,216.76	41,405,550.87	7,466,128,457.35
Court Ordered Desegregation Payments (Note 4)	11,000,000.00	---	---	---	---	---	---	---	---	---	11,000,000.00
Totals	\$ 12,428,101,264.74	\$ 5,797,667,238.84	\$ 7,590,686,517.32	\$ 98,698,819.82	\$ 2,142,942,840.63	\$ 207.00	\$ 524,363,431.95	\$ 268,534,824.24	\$ 778,988,717.70	\$ 85,163,018.20	\$ 29,715,146,880.44

The notes are an integral part of this report.

STATE OF MISSOURI
SUMMARY OF APPROPRIATIONS BY FUND GROUP
FOR THE APPROPRIATION YEAR 2008

	<u>Appropriations</u>	<u>Expenditures and Appropriated Transfers Out</u>	<u>Biennial Rollovers and Reappropriations to 2009</u>	<u>Lapse of Appropriations</u>
General Fund:				
General Revenue Funds	\$ 13,592,841,737.00	\$ 12,428,101,264.74	\$ 284,940,134.42	\$ 879,800,337.84
Federal Funds	6,817,485,850.00	5,797,667,238.84	177,523,177.84	842,295,433.32
Special Revenue Funds	8,294,429,921.00	7,590,686,517.32	296,637,423.89	407,105,979.79
Debt Service Funds	101,126,325.00	98,698,819.82	---	2,427,505.18
Capital Projects Funds	2,445,032,503.00	2,142,942,840.63	5,784,947.62	296,304,714.75
Permanent Funds	35,372.00	207.00	---	35,165.00
Enterprise Funds	561,478,934.00	524,363,431.95	3,140,361.73	33,975,140.32
Internal Service Funds	312,360,586.00	268,534,824.24	16,866.00	43,808,895.76
Agency Funds	824,240,184.00	778,988,717.70	---	45,251,466.30
Private Purpose Trust Funds	<u>92,957,225.00</u>	<u>85,163,018.20</u>	<u>---</u>	<u>7,794,206.80</u>
Totals	<u>\$ 33,041,988,637.00</u>	<u>\$ 29,715,146,880.44</u>	<u>\$ 768,042,911.50</u>	<u>\$ 2,558,798,845.06</u>

The notes are an integral part of this report.

STATE OF MISSOURI
SUMMARY OF APPROPRIATIONS BY FUND AND DEPARTMENT
GENERAL REVENUE FUNDS
FOR THE APPROPRIATION YEAR 2008

	Appropriations	Expenditures and Appropriated Transfers Out	Biennial Rollovers and Reappropriations to 2009	Lapse of Appropriations
<u>General Revenue - 0101</u>				
Legislature	\$ 35,192,456.00	\$ 33,353,240.72	\$ ---	\$ 1,839,215.28
Judiciary	192,780,496.00	192,629,855.05	---	150,640.95
Executive	47,307,400.00	44,672,320.74	---	2,635,079.26
Office of Administration	206,476,685.00	195,677,308.16	6,007,089.16	4,792,287.68
Agriculture	13,151,944.00	11,214,524.36	1,504,744.60	432,675.04
Economic Development	8,838,125.00	8,275,588.82	---	562,536.18
Elementary and Secondary Education	121,947,048.00	120,677,196.06	---	1,269,851.94
Higher Education	889,185,641.00	861,592,107.18	889,679.00	26,703,854.82
Health and Senior Services	236,354,462.00	231,541,638.81	---	4,812,823.19
Transportation	13,658,014.00	13,470,234.00	---	187,780.00
Labor and Industrial Relations	2,032,338.00	1,961,144.43	---	71,193.57
Mental Health	599,593,651.00	588,966,293.24	2,206,622.23	8,420,735.53
Natural Resources	10,819,192.00	10,428,074.14	---	391,117.86
Public Safety	79,208,594.00	75,571,585.80	1,227,089.44	2,409,918.76
Revenue	1,376,980,177.00	1,330,684,339.90	---	46,295,837.10
Social Services	1,652,297,582.00	1,448,498,968.12	46,925,434.36	156,873,179.52
Corrections	583,184,395.00	562,159,918.23	18,234.25	21,006,242.52
<u>Uncompensated Care - 0108</u>				
Social Services	91,419,475.00	91,061,736.77	---	357,738.23
<u>Facilities Maintenance Reserve - 0124</u>				
Office of Administration	58,466,149.00	11,229,098.11	47,237,050.89	---
Agriculture	1,823,828.00	371,742.01	1,452,085.99	---
Economic Development	70,000.00	---	70,000.00	---
Elementary and Secondary Education	13,163,394.00	2,105,205.16	11,058,188.84	---
Labor and Industrial Relations	398,393.00	143,142.40	255,250.60	---
Mental Health	58,338,017.00	15,920,709.64	42,417,307.36	---
Natural Resources	602,475.00	375,576.88	226,898.12	---
Public Safety	13,786,235.00	5,523,299.75	8,262,935.25	---
Revenue	1,803,229.00	1,803,228.98	---	0.02
Social Services	4,114,900.00	296,585.31	3,739,520.69	78,794.00
Corrections	47,908,615.00	12,381,947.36	35,526,667.64	---
<u>State Property Preservation - 0128</u>				
Office of Administration	1.00	---	---	1.00
<u>Federal Reimbursement</u>				
<u>Allowance - 0142</u>				
Social Services	1,116,214,619.00	1,094,302,175.39	---	21,912,443.61
<u>Pharmacy Reimbursement</u>				
<u>Allowance - 0144</u>				
Social Services	31,933,124.00	31,701,120.26	---	232,003.74
<u>MO HealthNet Managed Care</u>				
<u>Organization Reimbursement</u>				
<u>Allowance - 0160</u>				
Social Services	46,983,825.00	46,872,201.54	---	111,623.46

**STATE OF MISSOURI
SUMMARY OF APPROPRIATIONS BY FUND AND DEPARTMENT
GENERAL REVENUE FUNDS
FOR THE APPROPRIATION YEAR 2008**

	<u>Appropriations</u>	<u>Expenditures and Appropriated Transfers Out</u>	<u>Biennial Rollovers and Reappropriations to 2009</u>	<u>Lapse of Appropriations</u>
<u>State Treasurer's General Operations - 0164</u>				
Executive	1,994,127.00	1,915,928.53	---	78,198.47
<u>Child Support Enforcement Collections - 0169</u>				
Office of Administration	1,728,066.00	1,728,060.78	---	5.22
Economic Development	580,682.00	580,681.66	---	0.34
Revenue	2,623,503.00	1,978,992.19	---	644,510.81
Social Services	12,071,788.00	9,975,086.17	---	2,096,701.83
<u>Missouri Technology Investment - 0172</u>				
Economic Development	4,276,495.00	4,067,920.47	---	208,574.53
<u>Missouri Water Development - 0174</u>				
Office of Administration	550,000.00	435,272.21	---	114,727.79
<u>Missouri Humanities Council Trust - 0177</u>				
Economic Development	148,000.00	148,000.00	---	---
<u>Nursing Facility Federal Reimbursement Allowance - 0196</u>				
Social Services	214,021,731.00	202,697,200.55	---	11,324,530.45
<u>Post Closure - 0198</u>				
Natural Resources	141,599.00	2,900.00	---	138,699.00
<u>Attorney General's Court Costs - 0603</u>				
Executive	187,000.00	187,000.00	---	---
<u>Attorney General's Anti-Trust - 0666</u>				
Executive	617,761.00	335,195.81	---	282,565.19
<u>State Elections Subsidy - 0686</u>				
Executive	7,684,000.00	7,244,281.01	---	439,718.99
<u>State Legal Expense - 0692</u>				
Office of Administration	6,757,435.00	3,612,015.93	---	3,145,419.07
Subtotals	7,809,416,666.00	7,280,370,642.63	209,024,798.42	320,021,224.95
Appropriated Transfers Out	5,772,425,071.00	5,136,730,622.11	75,915,336.00	559,779,112.89
Court Ordered Desegregation Payments	11,000,000.00	11,000,000.00	---	---
Totals	<u>\$ 13,592,841,737.00</u>	<u>\$ 12,428,101,264.74</u>	<u>\$ 284,940,134.42</u>	<u>\$ 879,800,337.84</u>

**STATE OF MISSOURI
SUMMARY OF APPROPRIATIONS BY FUND AND DEPARTMENT
FEDERAL FUNDS
FOR THE APPROPRIATION YEAR 2008**

	Appropriations	Expenditures and Appropriated Transfers Out	Biennial Rollovers and Reappropriations to 2009	Lapse of Appropriations
<u>Vocational Rehabilitation - 0104</u>				
Office of Administration	\$ 548,232.00	\$ 169,603.03	\$ ---	\$ 378,628.97
Elementary and Secondary Education	89,327,637.00	73,551,280.06	---	15,776,356.94
<u>Elementary and Secondary Education - 0105</u>				
Office of Administration	551,815.00	187,573.20	---	364,241.80
Elementary and Secondary Education	879,533,986.00	777,293,867.96	---	102,240,118.04
<u>Office of the State Public Defender - 0112</u>				
Judiciary	125,000.00	39,000.00	---	86,000.00
<u>Pharmacy Rebates - 0114</u>				
Social Services	80,479,979.00	80,456,487.34	---	23,491.66
<u>State Auditor - 0115</u>				
Executive	498,347.00	353,607.01	---	144,739.99
Office of Administration	481.00	---	---	481.00
<u>Higher Education - 0116</u>				
Higher Education	5,482,693.00	1,239,357.02	---	4,243,335.98
<u>Commission on Human Rights - 0117</u>				
Labor and Industrial Relations	1,079,282.00	854,179.89	---	225,102.11
<u>Community Development Block Grant (Pass-through) - 0118</u>				
Economic Development	28,000,000.00	23,791,573.38	---	4,208,426.62
<u>Third Party Liability Collections - 0120</u>				
Judiciary	373,208.00	289,507.22	---	83,700.78
Office of Administration	4,943.00	736.74	---	4,206.26
Social Services	24,392,071.00	20,615,124.23	---	3,776,946.77
<u>Juvenile Accountability Incentive - 0121</u>				
Public Safety	2,071,952.00	908,595.44	---	1,163,356.56
<u>Labor and Industrial Relations Administration - 0122</u>				
Office of Administration	2,071,760.00	1,567,809.86	---	503,950.14
Labor and Industrial Relations	6,056,272.00	3,826,147.19	---	2,230,124.81
<u>Community Development Block Grant (Administration) - 0123</u>				
Economic Development	1,142,765.00	732,575.55	---	410,189.45
<u>Transportation - 0126</u>				
Transportation	105,596,344.00	48,752,031.66	---	56,844,312.34

**STATE OF MISSOURI
SUMMARY OF APPROPRIATIONS BY FUND AND DEPARTMENT
FEDERAL FUNDS
FOR THE APPROPRIATION YEAR 2008**

	<u>Appropriations</u>	<u>Expenditures and Appropriated Transfers Out</u>	<u>Biennial Rollovers and Reappropriations to 2009</u>	<u>Lapse of Appropriations</u>
<u>Economic Development - 0129</u>				
Economic Development	4,117.00	4,117.00	---	---
<u>Corrections - 0130</u>				
Office of Administration	1,342.00	---	---	1,342.00
Corrections	30,442,450.00	19,227,447.80	7,309,690.52	3,905,311.68
<u>Revenue - 0132</u>				
Revenue	7,411,958.00	4,080,481.09	---	3,331,476.91
<u>Agriculture - 0133</u>				
Office of Administration	1,500.00	560.00	---	940.00
Agriculture	4,575,198.00	2,047,876.11	---	2,527,321.89
<u>Office of Administration - 0135</u>				
Office of Administration	12,082,031.00	9,241,653.31	27,729.00	2,812,648.69
<u>Attorney General - 0136</u>				
Executive	5,158,501.00	3,045,776.85	---	2,112,724.15
Office of Administration	5,097.00	---	---	5,097.00
<u>Supreme Court - 0137</u>				
Judiciary	10,321,515.00	6,396,180.83	---	3,925,334.17
Office of Administration	876.00	---	---	876.00
<u>Missouri Council on the Arts - 0138</u>				
Economic Development	979,347.00	515,118.23	---	464,228.77
<u>Natural Resources - 0140</u>				
Office of Administration	1,634,266.00	19,410.23	---	1,614,855.77
Natural Resources	51,623,588.00	31,698,278.54	745,803.65	19,179,505.81
<u>Management Information Systems - 0141</u>				
Economic Development	2,200,000.00	---	---	2,200,000.00
<u>Health - 0143</u>				
Office of Administration	71,393.00	26,716.29	---	44,676.71
Health and Senior Services	582,688,760.00	556,027,423.76	---	26,661,336.24
<u>State Emergency Management - 0145</u>				
Public Safety	67,075,021.00	53,888,870.89	---	13,186,150.11
<u>Mental Health Intergovernmental Transfer - 0147</u>				
Mental Health	8,000,000.00	6,202,133.00	---	1,797,867.00
<u>Mental Health - 0148</u>				
Office of Administration	119,174.00	66,625.82	---	52,548.18
Mental Health	498,287,883.00	451,825,858.00	---	46,462,025.00

**STATE OF MISSOURI
SUMMARY OF APPROPRIATIONS BY FUND AND DEPARTMENT
FEDERAL FUNDS
FOR THE APPROPRIATION YEAR 2008**

	Appropriations	Expenditures and Appropriated Transfers Out	Biennial Rollovers and Reappropriations to 2009	Lapse of Appropriations
<u>Highway Safety - 0149</u>				
Transportation	18,542,682.00	13,788,222.99	---	4,754,459.01
<u>Secretary of State Records - 0150</u>				
Executive	15,000.00	2,847.33	---	12,152.67
<u>National Endowment for Human Services American Treasury Grant - 0151</u>				
Executive	265,144.00	115,318.97	---	149,825.03
<u>Public Safety - 0152</u>				
Office of Administration	8,768.00	3,859.29	---	4,908.71
Public Safety	38,970,188.00	25,529,044.82	---	13,441,143.18
<u>Job Development and Training - 0155</u>				
Office of Administration	47,335.00	14,046.87	---	33,288.13
Economic Development	137,426,161.00	111,803,740.47	---	25,622,420.53
<u>Election Admin Improvement - 0157</u>				
Executive	13,470,631.00	3,861,922.94	---	9,608,708.06
<u>Election Improvement Revolving Loan - 0158</u>				
Executive	396,185.00	179,648.45	---	216,536.55
<u>Title XIX - 0163</u>				
Social Services	2,631,838,596.00	2,346,813,658.58	---	285,024,937.42
<u>Information Technology - 0165</u>				
Office of Administration	64,221,560.00	51,682,423.88	---	12,539,136.12
<u>Secretary of State - 0166</u>				
Executive	200,000.00	---	---	200,000.00
<u>Family Services Donations - 0167</u>				
Social Services	133,994.00	9,692.87	---	124,301.13
<u>DHSS Disaster - 0178</u>				
Health and Senior Services	1.00	---	---	1.00
<u>Missouri Veterans Commission - 0184</u>				
Public Safety	8,000,002.00	0.05	8,000,001.95	---
<u>MCSAP - Transportation - 0185</u>				
Transportation	1,500,000.00	1,233,004.57	---	266,995.43

**STATE OF MISSOURI
SUMMARY OF APPROPRIATIONS BY FUND AND DEPARTMENT
FEDERAL FUNDS
FOR THE APPROPRIATION YEAR 2008**

	<u>Appropriations</u>	<u>Expenditures and Appropriated Transfers Out</u>	<u>Biennial Rollovers and Reappropriations to 2009</u>	<u>Lapse of Appropriations</u>
<u>Labor Standards - 0186</u>				
Office of Administration	340.00	---	---	340.00
Labor and Industrial Relations	1,476,742.00	814,470.18	---	662,271.82
<u>Governor's Committee on Employment of the Handicapped - 0188</u>				
Office of Administration	298.00	297.68	---	0.32
Elementary and Secondary Education	832,374.00	525,957.17	---	306,416.83
<u>Federal and Other - 0189</u>				
Social Services	53,000.00	33,309.74	---	19,690.26
<u>Adjutant General - 0190</u>				
Office of Administration	56,659.00	20,540.19	---	36,118.81
Public Safety	196,091,754.00	29,708,784.03	161,276,144.34	5,106,825.63
<u>Crime Victims - 0191</u>				
Labor and Industrial Relations	3,462,671.00	3,361,457.43	---	101,213.57
<u>Insurance - 0192</u>				
Insurance, Financial Institutions and Professional Registration	700,000.00	692,649.95	---	7,350.05
<u>Federal Drug Seizure - 0194</u>				
Public Safety	593,333.00	515,932.59	---	77,400.41
<u>Secretary of State - 0195</u>				
Executive	4,288,318.00	3,003,892.22	---	1,284,425.78
Office of Administration	6,250.00	---	---	6,250.00
<u>Community Service Commission - 0197</u>				
Economic Development	2,976,244.00	2,517,183.79	---	459,060.21
<u>Temporary Assistance for Needy Families - 0199</u>				
Office of Administration	20,392.00	20,391.64	---	0.36
Social Services	153,753,746.00	139,284,288.18	---	14,469,457.82
<u>Family Services - Administrative - 0610</u>				
Office of Administration	191,866.00	140,630.13	---	51,235.87
Social Services	651,664,732.00	548,115,969.73	163,808.38	103,384,953.89
<u>Missouri Disaster - 0663</u>				
Public Safety	100,400,000.00	100,331,684.11	---	68,315.89
<u>Abandoned Mine Reclamation - 0697</u>				
Natural Resources	180.00	---	---	180.00

STATE OF MISSOURI
SUMMARY OF APPROPRIATIONS BY FUND AND DEPARTMENT
FEDERAL FUNDS
FOR THE APPROPRIATION YEAR 2008

	<u>Appropriations</u>	<u>Expenditures and Appropriated Transfers Out</u>	<u>Biennial Rollovers and Reappropriations to 2009</u>	<u>Lapse of Appropriations</u>
<u>Justice Assistance Grant</u>				
<u>Program - 0782</u>				
Office of Administration	23,469.00	13,884.28	---	9,584.72
Public Safety	6,326,845.00	6,217,379.05	---	109,465.95
<u>Unemployment Compensation</u>				
<u>Administration - 0948</u>				
Office of Administration	36,297.00	36,296.03	---	0.97
Labor and Industrial Relations	44,534,886.00	34,022,518.68	---	10,512,367.32
Subtotals	6,592,547,427.00	5,603,358,533.41	177,523,177.84	811,665,715.75
Appropriated Transfers Out	<u>224,938,423.00</u>	<u>194,308,705.43</u>	---	<u>30,629,717.57</u>
Totals	<u>\$ 6,817,485,850.00</u>	<u>\$ 5,797,667,238.84</u>	<u>\$ 177,523,177.84</u>	<u>\$ 842,295,433.32</u>

**STATE OF MISSOURI
SUMMARY OF APPROPRIATIONS BY FUND AND DEPARTMENT
SPECIAL REVENUE FUNDS
FOR THE APPROPRIATION YEAR 2008**

	Appropriations	Expenditures and Appropriated Transfers Out	Biennial Rollovers and Reappropriations to 2009	Lapse of Appropriations
<u>Marguerite Ross Barnett</u>				
<u>Scholarship - 0131</u>				
Higher Education	\$ 447,386.00	\$ 445,562.15	\$ ---	\$ 1,823.85
<u>Utilecare Stabilization - 0134</u>				
Natural Resources	644,079.00	644,079.00	---	---
Social Services	6,440,785.00	5,796,706.00	---	644,079.00
<u>Health Care Technology - 0170</u>				
Office of Administration	850,000.00	---	---	850,000.00
Health and Senior Services	1,800,000.00	179,202.96	---	1,620,797.04
Mental Health	1,992,900.00	1,992,900.00	---	---
Social Services	16,535,000.00	5,139,039.74	---	11,395,960.26
<u>Motorcycle Safety Trust - 0246</u>				
Transportation	400,000.00	400,000.00	---	---
<u>School District Bonds - 0248</u>				
Elementary and Secondary Education	592,000.00	341,236.92	---	250,763.08
<u>Compulsive Gamblers - 0249</u>				
Office of Administration	277.00	276.48	---	0.52
Mental Health	486,807.00	369,537.96	---	117,269.04
Public Safety	139,519.00	82,496.27	---	57,022.73
<u>Missouri Crime Prevention</u>				
<u>Information and Programming - 0253</u>				
Public Safety	50,000.00	3,109.00	---	46,891.00
<u>Missouri Housing Trust - 0254</u>				
Economic Development	4,756,548.00	4,756,547.06	---	0.94
<u>Treasurer's Information - 0255</u>				
Executive	8,000.00	291.41	---	7,708.59
<u>Elevator Safety - 0257</u>				
Office of Administration	9,215.00	8,888.38	---	326.62
Public Safety	390,297.00	345,781.72	---	44,515.28
<u>Missouri Arts Council Trust - 0262</u>				
Office of Administration	25,892.00	20,013.06	---	5,878.94
Economic Development	7,252,774.00	4,587,395.48	---	2,665,378.52
<u>Missouri Commission for the Deaf</u>				
<u>Board of Certification of</u>				
<u>Interpreters - 0264</u>				
Office of Administration	8,000.00	6,765.45	---	1,234.55
Elementary and Secondary Education	117,000.00	99,592.39	---	17,407.61

STATE OF MISSOURI
SUMMARY OF APPROPRIATIONS BY FUND AND DEPARTMENT
SPECIAL REVENUE FUNDS
FOR THE APPROPRIATION YEAR 2008

	Appropriations	Expenditures and Appropriated Transfers Out	Biennial Rollovers and Reappropriations to 2009	Lapse of Appropriations
<u>Secretary of State's Technology</u>				
<u>Trust Fund Account - 0266</u>				
Executive	3,165,175.00	2,936,809.49	---	228,365.51
<u>Missouri Air Emission</u>				
<u>Reduction - 0267</u>				
Office of Administration	65,737.00	63,364.66	---	2,372.34
Natural Resources	1,402,557.00	1,070,964.65	---	331,592.35
<u>Missouri National Guard</u>				
<u>Training Site - 0269</u>				
Public Safety	357,478.00	328,438.36	---	29,039.64
<u>Statewide Court Automation - 0270</u>				
Judiciary	5,525,736.00	4,829,422.56	---	696,313.44
<u>Nursing Facility Quality of Care - 0271</u>				
Office of Administration	509,909.00	385,322.45	---	124,586.55
Health and Senior Services	3,280,042.00	1,335,662.81	---	1,944,379.19
Social Services	556,411.00	95,267.98	---	461,143.02
<u>Tourism Supplemental Revenue - 0274</u>				
Office of Administration	55,292.00	19,369.91	---	35,922.09
Economic Development	21,266,026.00	19,393,937.14	---	1,872,088.86
<u>Health Initiatives - 0275</u>				
Office of Administration	15,911.00	9,928.32	---	5,982.68
Health and Senior Services	5,412,372.00	5,365,195.77	---	47,176.23
Mental Health	5,822,495.00	5,808,853.61	---	13,641.39
Revenue	82,468.00	60,266.50	---	22,201.50
Social Services	21,584,425.00	20,358,855.81	---	1,225,569.19
<u>Health Access Incentive - 0276</u>				
Office of Administration	17,700.00	9,828.62	---	7,871.38
Health and Senior Services	3,244,408.00	3,182,754.62	---	61,653.38
<u>Business Extension Service</u>				
<u>Team - 0280</u>				
Economic Development	1,000,000.00	7,591.00	---	992,409.00
<u>Peace Officers Standards and</u>				
<u>Training Commission - 0281</u>				
Public Safety	1,400,000.00	1,378,065.92	---	21,934.08
<u>Independent Living Center - 0284</u>				
Elementary and Secondary Education	390,556.00	353,021.00	---	37,535.00
<u>Gaming Proceeds for Education - 0285</u>				
Revenue	24,700.00	---	---	24,700.00

**STATE OF MISSOURI
SUMMARY OF APPROPRIATIONS BY FUND AND DEPARTMENT
SPECIAL REVENUE FUNDS
FOR THE APPROPRIATION YEAR 2008**

	Appropriations	Expenditures and Appropriated Transfers Out	Biennial Rollovers and Reappropriations to 2009	Lapse of Appropriations
<u>Gaming Commission - 0286</u>				
Executive	141,447.00	141,446.12	---	0.88
Office of Administration	2,304.00	---	---	2,304.00
Public Safety	21,737,425.00	18,728,637.65	---	3,008,787.35
Revenue	5,000.00	---	---	5,000.00
Social Services	500,000.00	500,000.00	---	---
<u>Outstanding Schools Trust - 0287</u>				
Elementary and Secondary Education	587,317,691.00	587,317,691.00	---	---
<u>Mental Health Earnings - 0288</u>				
Office of Administration	792.00	791.52	---	0.48
Mental Health	4,250,378.00	4,111,627.07	---	138,750.93
<u>Bingo Proceeds for Education - 0289</u>				
Elementary and Secondary Education	2,637,952.00	2,230,540.34	407,411.66	---
Public Safety	5,000.00	---	---	5,000.00
<u>Highway - Grade Crossing Safety Account - 0290</u>				
Transportation	6,291,109.00	2,283,750.66	---	4,007,358.34
<u>Lottery Proceeds - 0291</u>				
Office of Administration	113,480.00	109,770.00	---	3,710.00
Elementary and Secondary Education	205,715,068.00	201,347,151.67	685,508.00	3,682,408.33
Higher Education	76,740,310.00	76,740,309.96	---	0.04
<u>Animal Health Laboratory Fee - 0292</u>				
Office of Administration	140,833.00	32,162.84	---	108,670.16
Agriculture	539,759.00	419,510.17	---	120,248.83
<u>Mammography - 0293</u>				
Office of Administration	4,840.00	4,831.00	---	9.00
Health and Senior Services	174,258.00	158,713.93	---	15,544.07
<u>Missouri Small Business Development Centers - 0294</u>				
Economic Development	500,000.00	485,000.00	---	15,000.00
<u>Animal Care Reserve - 0295</u>				
Office of Administration	16,212.00	11,618.93	---	4,593.07
Agriculture	622,785.00	240,445.06	---	382,339.94
<u>Agging - Elderly Home Delivered Meals Trust - 0296</u>				
Office of Administration	10,800.00	10,800.00	---	---
Health and Senior Services	200,000.00	40,529.00	---	159,471.00
Revenue	12,216.00	11,662.27	---	553.73
<u>Highway Patrol Inspection - 0297</u>				
Public Safety	90,000.00	90,000.00	---	---

**STATE OF MISSOURI
SUMMARY OF APPROPRIATIONS BY FUND AND DEPARTMENT
SPECIAL REVENUE FUNDS
FOR THE APPROPRIATION YEAR 2008**

	<u>Appropriations</u>	<u>Expenditures and Appropriated Transfers Out</u>	<u>Biennial Rollovers and Reappropriations to 2009</u>	<u>Lapse of Appropriations</u>
<u>Missouri Public Health Services - 0298</u>				
Office of Administration	865,085.00	504,551.30	---	360,533.70
Health and Senior Services	6,295,359.00	4,783,500.48	---	1,511,858.52
<u>Livestock Brands - 0299</u>				
Office of Administration	3,235.00	2,603.58	---	631.42
Agriculture	38,151.00	23,727.41	---	14,423.59
<u>Missouri State Water Patrol - 0400</u>				
Public Safety	1,616,742.00	1,062,754.69	---	553,987.31
<u>Commodity Council Merchandising - 0406</u>				
Office of Administration	1,114.00	422.27	---	691.73
Agriculture	165,560.00	53,906.09	---	111,653.91
<u>Statutory Revision - 0546</u>				
Legislature	168,100.00	152,281.83	---	15,818.17
<u>Credit Unions - 0548</u>				
Office of Administration	7,083.00	5,856.46	---	1,226.54
Insurance, Financial Institutions and Professional Registration	1,266,558.00	1,009,977.53	---	256,580.47
<u>Finance - 0550</u>				
Office of Administration	152,347.00	128,462.02	---	23,884.98
Insurance, Financial Institutions and Professional Registration	6,555,747.00	5,903,470.05	---	652,276.95
<u>Insurance Examiners - 0552</u>				
Office of Administration	159,430.00	60,587.78	---	98,842.22
Insurance, Financial Institutions and Professional Registration	7,457,024.00	4,132,256.85	---	3,324,767.15
<u>Natural Resources Protection - 0555</u>				
Office of Administration	1,309.00	969.60	---	339.40
Natural Resources	5,218,458.00	492,426.16	4,225,000.00	501,031.84
<u>Deaf Relay Service - 0559</u>				
Office of Administration	13,894.00	13,309.43	---	584.57
Economic Development	5,000,000.00	2,280,456.80	---	2,719,543.20
Elementary and Secondary Education	2,188,235.00	1,522,984.93	---	665,250.07
<u>Endowed Care Cemetery Audit - 0562</u>				
Health and Senior Services	2,899.00	2,205.82	---	693.18
<u>Missouri Community College Job Training Program - 0563</u>				
Economic Development	16,000,000.00	4,762,743.31	---	11,237,256.69

**STATE OF MISSOURI
SUMMARY OF APPROPRIATIONS BY FUND AND DEPARTMENT
SPECIAL REVENUE FUNDS
FOR THE APPROPRIATION YEAR 2008**

	Appropriations	Expenditures and Appropriated Transfers Out	Biennial Rollovers and Reappropriations to 2009	Lapse of Appropriations
<u>Professional and Practical Nursing</u>				
<u>Student Loan and Nurse Loan</u>				
<u>Repayment - 0565</u>				
Office of Administration	6,500.00	6,145.00	---	355.00
Health and Senior Services	637,315.00	456,586.46	---	180,728.54
<u>Insurance Dedicated - 0566</u>				
Office of Administration	966,637.00	876,514.50	---	90,122.50
Insurance, Financial Institutions and Professional Registration	7,651,435.00	6,907,935.38	---	743,499.62
<u>International Trade Show</u>				
<u>Revolving - 0567</u>				
Office of Administration	2,762.00	---	---	2,762.00
Economic Development	72,238.00	6,650.82	---	65,587.18
<u>Natural Resources Protection -</u>				
<u>Water Pollution Permit Fee</u>				
<u>Subaccount - 0568</u>				
Executive	49,417.00	49,416.20	---	0.80
Office of Administration	486,013.00	325,745.30	---	160,267.70
Natural Resources	6,434,376.00	4,952,116.72	---	1,482,259.28
<u>Solid Waste Management -</u>				
<u>Scrap Tire Subaccount - 0569</u>				
Office of Administration	4,765.00	7.89	---	4,757.11
Natural Resources	2,111,090.00	1,446,377.18	---	664,712.82
Revenue	20,150.00	10,860.83	---	9,289.17
<u>Solid Waste Management - 0570</u>				
Executive	40,761.00	40,761.00	---	---
Office of Administration	100,486.00	70,227.38	---	30,258.62
Natural Resources	21,313,765.00	11,553,022.58	---	9,760,742.42
<u>Missouri Qualified Fuel Ethanol</u>				
<u>Producer Incentive - 0571</u>				
Agriculture	15,000,000.00	9,191,905.37	---	5,808,094.63
<u>Aquaculture Marketing</u>				
<u>Development - 0573</u>				
Agriculture	33,672.00	13,664.98	---	20,007.02
<u>Metallic Minerals Waste</u>				
<u>Management - 0575</u>				
Office of Administration	10,769.00	3,451.70	---	7,317.30
Natural Resources	49,745.00	30,498.34	---	19,246.66
<u>Local Records Preservation - 0577</u>				
Executive	2,177,587.00	1,201,818.55	---	975,768.45

**STATE OF MISSOURI
SUMMARY OF APPROPRIATIONS BY FUND AND DEPARTMENT
SPECIAL REVENUE FUNDS
FOR THE APPROPRIATION YEAR 2008**

	Appropriations	Expenditures and Appropriated Transfers Out	Biennial Rollovers and Reappropriations to 2009	Lapse of Appropriations
<u>Spinal Cord Injury - 0578</u>				
Higher Education	400,000.00	54,037.44	---	345,962.56
<u>Veterans' Trust - 0579</u>				
Public Safety	77,301.00	55,403.01	---	21,897.99
<u>Livestock Sales and Markets Fees - 0581</u>				
Office of Administration	641.00	282.64	---	358.36
Agriculture	32,565.00	8,423.96	---	24,141.04
<u>Manufactured Housing - 0582</u>				
Economic Development	545,091.00	425,012.65	---	120,078.35
<u>Natural Resources Protection - Air Pollution Asbestos Fee Subaccount - 0584</u>				
Office of Administration	19,287.00	4,755.59	---	14,531.41
Natural Resources	340,354.00	219,216.36	---	121,137.64
<u>Underground Storage Tank Regulation Program - 0586</u>				
Office of Administration	42,408.00	36,957.33	---	5,450.67
Natural Resources	98,602.00	64,400.52	---	34,201.48
<u>Chemical Emergency Preparedness - 0587</u>				
Office of Administration	17,500.00	15,057.43	---	2,442.57
Public Safety	988,144.00	760,116.12	---	228,027.88
<u>Motor Vehicle Commission - 0588</u>				
Executive	50,655.00	50,650.90	---	4.10
Office of Administration	56,524.00	56,524.00	---	---
Revenue	1,144,291.00	1,099,259.86	---	45,031.14
<u>Health Spa Regulatory - 0589</u>				
Executive	5,000.00	5,000.00	---	---
<u>Missouri CASA - 0590</u>				
Judiciary	100,000.00	81,883.73	---	18,116.27
<u>State Forensic Laboratory - 0591</u>				
Public Safety	604,947.00	526,432.79	---	78,514.21
Revenue	300.00	300.00	---	---
<u>Services to Victims - 0592</u>				
Public Safety	5,477,404.00	4,847,048.24	---	630,355.76

**STATE OF MISSOURI
SUMMARY OF APPROPRIATIONS BY FUND AND DEPARTMENT
SPECIAL REVENUE FUNDS
FOR THE APPROPRIATION YEAR 2008**

	Appropriations	Expenditures and Appropriated Transfers Out	Biennial Rollovers and Reappropriations to 2009	Lapse of Appropriations
<u>Natural Resources Protection -</u>				
<u>Air Pollution Permit Fee</u>				
<u>Subaccount - 0594</u>				
Executive	40,236.00	40,236.00	---	---
Office of Administration	280,924.00	161,838.78	---	119,085.22
Natural Resources	8,603,057.00	7,028,013.43	---	1,575,043.57
<u>Missouri Main Street Program - 0596</u>				
Economic Development	45,590.00	43,650.00	---	1,940.00
<u>Missouri Job Development - 0600</u>				
Office of Administration	7,000.00	5,958.32	---	1,041.68
Economic Development	11,525,373.00	9,278,917.86	---	2,246,455.14
<u>Children's Service Commission - 0601</u>				
Elementary and Secondary Education	10,000.00	---	---	10,000.00
<u>Water and Wastewater Loan</u>				
<u>Revolving - 0602</u>				
Natural Resources	34,228,285.00	24,962,410.23	---	9,265,874.77
<u>Missouri Breeders - 0605</u>				
Public Safety	5,000.00	---	---	5,000.00
<u>Public Service Commission - 0607</u>				
Office of Administration	11,620.00	---	---	11,620.00
Economic Development	13,625,470.00	12,252,765.19	---	1,372,704.81
<u>Conservation Commission - 0609</u>				
Executive	44,397.00	44,348.67	---	48.33
Office of Administration	954,140.00	837,471.64	---	116,668.36
Conservation	159,491,174.00	151,340,332.13	3,949,469.65	4,201,372.22
Revenue	541,400.00	526,907.05	---	14,492.95
<u>Parks Sales Tax - 0613</u>				
Executive	20,870.00	20,870.00	---	---
Office of Administration	357,632.00	293,948.94	---	63,683.06
Natural Resources	39,444,149.00	28,574,300.86	9,788,469.64	1,081,378.50
<u>Soil and Water Sales Tax - 0614</u>				
Executive	34,233.00	34,232.86	---	0.14
Office of Administration	1,032,382.00	896,908.85	---	135,473.15
Natural Resources	40,534,481.00	34,379,242.97	---	6,155,238.03
<u>Apple Merchandising - 0615</u>				
Agriculture	12,000.00	---	---	12,000.00
<u>State School Money - 0616</u>				
Office of Administration	50,245.00	50,242.56	---	2.44
Elementary and Secondary Education	2,237,425,281.00	2,237,416,707.35	---	8,573.65
Revenue	50,000.00	21,090.47	---	28,909.53

STATE OF MISSOURI
SUMMARY OF APPROPRIATIONS BY FUND AND DEPARTMENT
SPECIAL REVENUE FUNDS
FOR THE APPROPRIATION YEAR 2008

	Appropriations	Expenditures and Appropriated Transfers Out	Biennial Rollovers and Reappropriations to 2009	Lapse of Appropriations
<u>Handicapped Children's Trust - 0618</u>				
Elementary and Secondary Education	120,000.00	98,581.94	5,250.00	16,168.06
<u>Social Services Educational Improvement - 0620</u>				
Office of Administration	32,281.00	5,943.20	---	26,337.80
Social Services	5,776,917.00	5,741,419.01	---	35,497.99
<u>Blind Pension - 0621</u>				
Office of Administration	29,631.00	29,630.45	---	0.55
Social Services	28,633,029.00	27,202,981.68	---	1,430,047.32
<u>Tort Victims' Compensation - 0622</u>				
Labor and Industrial Relations	105,000.00	500.83	---	104,499.17
<u>State Seminary Money - 0623</u>				
Higher Education	250,000.00	112,305.62	---	137,694.38
<u>Livestock Dealer Law Enforcement and Administration - 0624</u>				
Office of Administration	241.00	48.61	---	192.39
Agriculture	12,250.00	---	---	12,250.00
<u>Healthy Families Trust Fund - 0625</u>				
Office of Administration	168.00	---	---	168.00
Health and Senior Services	200,000.00	199,843.96	---	156.04
Mental Health	2,325,388.00	2,325,388.00	---	---
Public Safety	141,620.00	137,289.43	---	4,330.57
Social Services	64,779,494.00	64,169,460.68	---	610,033.32
<u>Board of Accountancy - 0627</u>				
Insurance, Financial Institutions and Professional Registration	451,476.00	423,182.27	---	28,293.73
<u>Board of Podiatric Medicine - 0629</u>				
Insurance, Financial Institutions and Professional Registration	20,669.00	12,047.64	---	8,621.36
<u>Board of Chiropractic Examiners - 0630</u>				
Insurance, Financial Institutions and Professional Registration	149,567.00	116,375.45	---	33,191.55
<u>Merchandising Practices Revolving - 0631</u>				
Executive	2,693,624.00	1,820,685.66	---	872,938.34

**STATE OF MISSOURI
SUMMARY OF APPROPRIATIONS BY FUND AND DEPARTMENT
SPECIAL REVENUE FUNDS
FOR THE APPROPRIATION YEAR 2008**

	<u>Appropriations</u>	<u>Expenditures and Appropriated Transfers Out</u>	<u>Biennial Rollovers and Reappropriations to 2009</u>	<u>Lapse of Appropriations</u>
<u>Board of Embalmers and Funeral Directors - 0633</u>				
Insurance, Financial Institutions and Professional Registration	145,393.00	93,108.59	---	52,284.41
<u>Board of Registration for Healing Arts - 0634</u>				
Insurance, Financial Institutions and Professional Registration	2,512,572.00	2,361,566.33	---	151,005.67
<u>Board of Nursing - 0635</u>				
Office of Administration	1,722.00	---	---	1,722.00
Insurance, Financial Institutions and Professional Registration	1,933,045.00	1,427,431.44	---	505,613.56
<u>Board of Optometry - 0636</u>				
Insurance, Financial Institutions and Professional Registration	42,043.00	41,688.40	---	354.60
<u>Board of Pharmacy - 0637</u>				
Insurance, Financial Institutions and Professional Registration	1,566,035.00	1,316,668.46	---	249,366.54
<u>Missouri Real Estate Commission - 0638</u>				
Office of Administration	7,863.00	---	---	7,863.00
Insurance, Financial Institutions and Professional Registration	1,216,250.00	924,259.21	---	291,990.79
<u>Veterinary Medical Board - 0639</u>				
Insurance, Financial Institutions and Professional Registration	109,579.00	93,452.39	---	16,126.61
<u>Highway Department - 0644</u>				
Office of Administration	3,801,530.00	3,535,077.47	---	266,452.53
Transportation	30,800,000.00	29,017,252.07	---	1,782,747.93
Public Safety	184,481,072.00	171,737,343.23	7,401,108.74	5,342,620.03
Revenue	23,838,172.00	22,193,624.11	---	1,644,547.89
<u>Milk Inspection Fees - 0645</u>				
Office of Administration	5,971.00	3,526.78	---	2,444.22
Agriculture	1,494,271.00	1,095,743.92	---	398,527.08
<u>Health Document Services - 0646</u>				
Office of Administration	108,356.00	16,359.43	---	91,996.57
Health and Senior Services	831,596.00	258,623.58	---	572,972.42
<u>Grain Inspection Fees - 0647</u>				
Office of Administration	69,535.00	47,128.22	---	22,406.78
Agriculture	1,961,654.00	1,276,146.84	---	685,507.16

**STATE OF MISSOURI
SUMMARY OF APPROPRIATIONS BY FUND AND DEPARTMENT
SPECIAL REVENUE FUNDS
FOR THE APPROPRIATION YEAR 2008**

	<u>Appropriations</u>	<u>Expenditures and Appropriated Transfers Out</u>	<u>Biennial Rollovers and Reappropriations to 2009</u>	<u>Lapse of Appropriations</u>
<u>Petition Audit Revolving Trust - 0648</u>				
Executive	820,678.00	265,018.15	---	555,659.85
<u>Water and Wastewater Loan - 0649</u>				
Natural Resources	55,451,801.00	50,407,041.72	---	5,044,759.28
<u>Tourism Marketing - 0650</u>				
Economic Development	15,000.00	---	---	15,000.00
<u>Excellence In Education - 0651</u>				
Office of Administration	5,000.00	5,000.00	---	---
Elementary and Secondary Education	2,966,784.00	1,661,651.11	---	1,305,132.89
<u>Workers' Compensation - 0652</u>				
Executive	581,093.00	503,807.81	---	77,285.19
Office of Administration	1,513,213.00	574,317.72	---	938,895.28
Labor and Industrial Relations	10,853,818.00	9,326,182.53	---	1,527,635.47
Revenue	1,272,000.00	1,271,232.00	---	768.00
<u>Workers' Compensation - Second Injury - 0653</u>				
Executive	2,984,715.00	2,965,139.66	---	19,575.34
Office of Administration	5,004.00	---	---	5,004.00
Labor and Industrial Relations	72,756,625.00	68,299,543.99	---	4,457,081.01
Revenue	248,966.00	---	---	248,966.00
<u>Health - Donated - 0658</u>				
Office of Administration	124,457.00	44,360.14	---	80,096.86
Health and Senior Services	4,287,165.00	2,266,269.87	---	2,020,895.13
<u>Railroad Expense - 0659</u>				
Transportation	821,268.00	604,991.44	---	216,276.56
<u>Groundwater Protection - 0660</u>				
Office of Administration	6,336.00	5,535.44	---	800.56
Natural Resources	572,388.00	511,882.98	---	60,505.02
<u>State Contracted Manufacturing Dairy Plant Inspection and Grading Fee - 0661</u>				
Agriculture	8,000.00	---	---	8,000.00
<u>Petroleum Inspection - 0662</u>				
Office of Administration	129,106.00	94,916.50	---	34,189.50
Agriculture	2,356,943.00	1,955,448.16	---	401,494.84
Revenue	34,550.00	30,334.75	---	4,215.25
<u>Energy Set-Aside Program - 0667</u>				
Office of Administration	72,187.00	10,389.41	---	61,797.59
Natural Resources	11,656,762.00	5,155,784.11	---	6,500,977.89

**STATE OF MISSOURI
SUMMARY OF APPROPRIATIONS BY FUND AND DEPARTMENT
SPECIAL REVENUE FUNDS
FOR THE APPROPRIATION YEAR 2008**

	Appropriations	Expenditures and Appropriated Transfers Out	Biennial Rollovers and Reappropriations to 2009	Lapse of Appropriations
<u>State Land Survey Program - 0668</u>				
Office of Administration	53,961.00	39,079.12	---	14,881.88
Natural Resources	1,265,772.00	1,113,747.83	---	152,024.17
<u>Legal Defense and Defender - 0670</u>				
Judiciary	2,976,491.00	1,731,365.85	---	1,245,125.15
<u>Criminal Record System - 0671</u>				
Public Safety	12,618,444.00	8,958,794.66	---	3,659,649.34
<u>Motor Fuel Tax - 0673</u>				
Revenue	189,736,000.00	189,735,068.03	---	931.97
<u>Highway Patrol Academy - 0674</u>				
Public Safety	782,877.00	415,742.08	---	367,134.92
<u>State Transportation - 0675</u>				
Transportation	2,685,044.00	2,643,315.19	---	41,728.81
<u>Hazardous Waste - 0676</u>				
Executive	310,836.00	310,641.70	---	194.30
Office of Administration	326,877.00	220,727.57	---	106,149.43
Health and Senior Services	259,289.00	176,846.07	---	82,442.93
Natural Resources	3,036,176.00	2,442,577.14	---	593,598.86
<u>Dental Board - 0677</u>				
Insurance, Financial Institutions and Professional Registration	624,168.00	453,897.44	---	170,270.56
<u>State Board of Architects, Engineers and Land Surveyors - 0678</u>				
Insurance, Financial Institutions and Professional Registration	759,495.00	522,190.63	---	237,304.37
<u>Safe Drinking Water - 0679</u>				
Executive	14,133.00	14,133.00	---	---
Office of Administration	198,296.00	171,262.02	---	27,033.98
Natural Resources	3,614,837.00	3,128,232.08	---	486,604.92
<u>Missouri Office of Prosecution Services - 0680</u>				
Executive	1,522,860.00	709,154.73	---	813,705.27
<u>Crime Victims' Compensation - 0681</u>				
Judiciary	887,200.00	887,200.00	---	---
Office of Administration	39,193.00	6,214.88	---	32,978.12
Labor and Industrial Relations	7,394,068.00	4,889,935.44	---	2,504,132.56
Public Safety	1,579,430.00	1,281,153.77	---	298,276.23

**STATE OF MISSOURI
SUMMARY OF APPROPRIATIONS BY FUND AND DEPARTMENT
SPECIAL REVENUE FUNDS
FOR THE APPROPRIATION YEAR 2008**

	Appropriations	Expenditures and Appropriated Transfers Out	Biennial Rollovers and Reappropriations to 2009	Lapse of Appropriations
<u>Marketing Development - 0683</u>				
Office of Administration	17,465.00	2,676.37	---	14,788.63
Agriculture	881,506.00	669,757.65	---	211,748.35
<u>Coal Mine Land Reclamation - 0684</u>				
Office of Administration	18,703.00	8,784.61	---	9,918.39
Natural Resources	931,799.00	65,786.73	---	866,012.27
<u>Fair Share - 0687</u>				
Revenue	11,000.00	9,373.53	---	1,626.47
<u>School District Trust - 0688</u>				
Elementary and Secondary Education	798,200,000.00	772,820,015.93	---	25,379,984.07
<u>Hazardous Waste Remedial - 0690</u>				
Office of Administration	3.00	---	---	3.00
<u>Children's Trust - 0694</u>				
Office of Administration	3,727,613.00	3,097,220.05	---	630,392.95
Health and Senior Services	13,495.00	11,029.45	---	2,465.55
<u>Highway Patrol Motor Vehicle Revolving - 0695</u>				
Public Safety	7,850,533.00	5,496,925.37	---	2,353,607.63
<u>Meramac-Onondaga State Parks - 0698</u>				
Natural Resources	5,600.00	4,255.98	---	1,344.02
<u>Oil and Gas Remedial - 0699</u>				
Natural Resources	24,000.00	---	---	24,000.00
<u>Biodiesel Fuel Revolving - 0730</u>				
Natural Resources	28,654.00	2,595.54	---	26,058.46
<u>Drug Court Resources - 0733</u>				
Judiciary	5,860,410.00	5,757,125.29	---	103,284.71
<u>Missouri Senior RX - 0734</u>				
Office of Administration	6,109.00	---	---	6,109.00
<u>War on Terror Unemp Comp Fund - 0736</u>				
Labor and Industrial Relations	1,354,764.00	---	---	1,354,764.00
<u>Gear-Up Scholarship - 0737</u>				
Higher Education	700,000.00	509,229.20	---	190,770.80
<u>Investors Restitution Fund - 0741</u>				
Executive	581,000.00	574,619.56	---	6,380.44

**STATE OF MISSOURI
SUMMARY OF APPROPRIATIONS BY FUND AND DEPARTMENT
SPECIAL REVENUE FUNDS
FOR THE APPROPRIATION YEAR 2008**

	<u>Appropriations</u>	<u>Expenditures and Appropriated Transfers Out</u>	<u>Biennial Rollovers and Reappropriations to 2009</u>	<u>Lapse of Appropriations</u>
<u>Head Injury - 0742</u>				
Health and Senior Services	852,400.00	754,946.29	---	97,453.71
<u>Missouri Commission for the Deaf and Hard of Hearing - 0743</u>				
Office of Administration	1,000.00	999.96	---	0.04
Elementary and Secondary Education	51,136.00	750.02	---	50,385.98
<u>Boiler and Pressure Vessels Safety - 0744</u>				
Office of Administration	13,290.00	10,472.07	---	2,817.93
Public Safety	324,985.00	316,139.04	---	8,845.96
<u>Second Capital Commission - 0745</u>				
Office of Administration	25,000.00	---	---	25,000.00
<u>Stormwater Loan Revolving - 0754</u>				
Natural Resources	1,014,341.00	549,800.00	---	464,541.00
<u>Rural Water and Sewer Loan Revolving - 0755</u>				
Natural Resources	190,340.00	73,662.58	---	116,677.42
<u>Basic Civil Legal Services - 0757</u>				
Judiciary	3,506,061.00	3,417,088.73	---	88,972.27
<u>Highway Patrol Traffic Records - 0758</u>				
Public Safety	237,117.00	151,170.63	---	85,946.37
<u>Antiterrorism - 0759</u>				
Public Safety	5,000.00	---	---	5,000.00
<u>MoSMART - 0761</u>				
Public Safety	1,872,261.00	1,872,261.00	---	---
<u>Life Sciences Research Trust - 0763</u>				
Economic Development	13,455,465.00	5,909,775.00	---	7,545,690.00
Social Services	21,750,000.00	21,750,000.00	---	---
<u>Youth Services Products - 0764</u>				
Social Services	25,000.00	---	---	25,000.00
<u>State Supplemental Downtown Development - 0766</u>				
Economic Development	2,741,001.00	---	---	2,741,001.00
<u>State Supplemental Rural Development - 0767</u>				
Economic Development	1.00	---	---	1.00

**STATE OF MISSOURI
SUMMARY OF APPROPRIATIONS BY FUND AND DEPARTMENT
SPECIAL REVENUE FUNDS
FOR THE APPROPRIATION YEAR 2008**

	Appropriations	Expenditures and Appropriated Transfers Out	Biennial Rollovers and Reappropriations to 2009	Lapse of Appropriations
<u>Missouri State Penitentiary Redevelopment Commission - 0768</u>				
Office of Administration	1.00	---	1.00	---
<u>Missouri State Archives - St. Louis Trust - 0770</u>				
Executive	12,000,000.00	---	---	12,000,000.00
<u>DNA Profiling Analysis - 0772</u>				
Public Safety	1,582,756.00	1,391,401.21	---	191,354.79
<u>Department of Revenue Specialty Plate - 0775</u>				
Revenue	20,142.00	15,000.00	---	5,142.00
<u>Missouri Qualified Biodiesel Producer Incentive - 0777</u>				
Agriculture	26,775,000.00	17,189,935.29	---	9,585,064.71
<u>Missouri Rx Plan - 0779</u>				
Office of Administration	15,000.00	15,000.00	---	---
Social Services	10,709,260.00	1,638,248.69	---	9,071,011.31
<u>Putative Father Registry Fund - 0780</u>				
Office of Administration	12,600.00	6,727.50	---	5,872.50
Health and Senior Services	125,330.00	92,706.69	---	32,623.31
<u>Missouri Assistive Technology - 0781</u>				
Elementary and Secondary Education	750,000.00	499,512.69	---	250,487.31
<u>Economic Development Advancement - 0783</u>				
Economic Development	3,904,191.00	2,349,261.29	---	1,554,929.71
Natural Resources	108,351.00	102,131.86	---	6,219.14
<u>Classroom Trust - 0784</u>				
Elementary and Secondary Education	311,285,315.00	311,285,315.00	---	---
<u>Cosmetology and Barber Exam - 0785</u>				
Insurance, Financial Institutions and Professional Registration	292,273.00	291,506.70	---	766.30
<u>Missouri Wine and Grape - 0787</u>				
Office of Administration	14,964.00	14,780.22	---	183.78
Agriculture	1,319,252.00	1,029,677.08	---	289,574.92
<u>Part C Early Intervention - 0788</u>				
Elementary and Secondary Education	5,095,254.00	4,537,360.65	---	557,893.35

**STATE OF MISSOURI
SUMMARY OF APPROPRIATIONS BY FUND AND DEPARTMENT
SPECIAL REVENUE FUNDS
FOR THE APPROPRIATION YEAR 2008**

	Appropriations	Expenditures and Appropriated Transfers Out	Biennial Rollovers and Reappropriations to 2009	Lapse of Appropriations
<u>Lewis & Clark Discovery Fund - 0790</u>				
Economic Development	15,000,000.00	15,000,000.00	---	---
Higher Education	335,311,000.00	67,738,230.56	267,572,769.44	---
<u>Access MO Financial Assistance - 0791</u>				
Higher Education	75,303,436.00	75,288,447.66	---	14,988.34
<u>Consumer Restitution Fund - 0792</u>				
Insurance, Financial Institutions and Professional Registration	1.00	---	---	1.00
<u>Highway Patrol Expense - 0793</u>				
Public Safety	65,000.00	5,888.03	---	59,111.97
<u>Attorney General Trust - 0794</u>				
Executive	3,478,803.00	3,336,102.02	---	142,700.98
<u>Geologic Resources Fund - 0801</u>				
Natural Resources	35,968.00	10,941.87	---	25,026.13
<u>MO Explosives Safety Act Admin - 0804</u>				
Public Safety	78,292.00	27,554.72	---	50,737.28
<u>Fire Education - 0821</u>				
Public Safety	160,675.00	154,232.97	---	6,442.03
<u>Library Networking - 0822</u>				
Executive	1,750,001.00	1,379,612.58	---	370,388.42
<u>Boll Weevil Suppression and Eradication - 0823</u>				
Agriculture	106,059.00	29,623.35	---	76,435.65
<u>Organ Donor Program - 0824</u>				
Office of Administration	18,762.00	8,136.87	---	10,625.13
Health and Senior Services	312,388.00	88,565.85	---	223,822.15
<u>Child Labor Enforcement - 0826</u>				
Office of Administration	15,000.00	5,990.62	---	9,009.38
Labor and Industrial Relations	185,000.00	87,741.68	---	97,258.32
<u>Youth Opportunities and Violence Prevention - 0827</u>				
Economic Development	1.00	---	---	1.00
<u>Inmate Incarceration Reimbursement Act Revolving - 0828</u>				
Executive	142,025.00	128,567.82	---	13,457.18

**STATE OF MISSOURI
SUMMARY OF APPROPRIATIONS BY FUND AND DEPARTMENT
SPECIAL REVENUE FUNDS
FOR THE APPROPRIATION YEAR 2008**

	<u>Appropriations</u>	<u>Expenditures and Appropriated Transfers Out</u>	<u>Biennial Rollovers and Reappropriations to 2009</u>	<u>Lapse of Appropriations</u>
<u>Secretary of State Investor Education Fund - 0829</u>				
Executive	762,347.00	702,929.83	---	59,417.17
<u>State Court Administration Revolving - 0831</u>				
Judiciary	230,000.00	176,258.72	---	53,741.28
<u>Recruitment and Retention Scholarship - 0832</u>				
Natural Resources	50,000.00	---	---	50,000.00
<u>Concentrated Animal Feeding Operation Indemnity - 0834</u>				
Natural Resources	100,000.00	---	---	100,000.00
<u>State Document Preservation - 0836</u>				
Executive	285,179.00	6,621.37	---	278,557.63
<u>Light Rail Safety - 0838</u>				
Transportation	1.00	---	---	1.00
<u>Student Grant - 0839</u>				
Higher Education	133,333.00	88,309.00	---	45,024.00
<u>Academic Scholarship - 0840</u>				
Higher Education	18,118,703.00	18,011,176.93	---	107,526.07
<u>State Transportation Assistance Revolving - 0841</u>				
Transportation	900,000.00	895,100.00	---	4,900.00
<u>Criminal Justice Network and Technology Revolving - 0842</u>				
Public Safety	1,500,000.00	1,493,827.60	---	6,172.40
<u>Youth Services Treatment - 0843</u>				
Social Services	999.00	---	---	999.00
<u>Missouri Office of Prosecution Services Revolving - 0844</u>				
Executive	150,000.00	126,309.07	---	23,690.93
<u>Judiciary Education and Training - 0847</u>				
Judiciary	1,765,860.00	1,172,642.37	---	593,217.63
<u>Missouri Supplemental Tax Increment Financing - 0848</u>				
Economic Development	8,928,130.00	3,715,226.46	---	5,212,903.54

**STATE OF MISSOURI
SUMMARY OF APPROPRIATIONS BY FUND AND DEPARTMENT
SPECIAL REVENUE FUNDS
FOR THE APPROPRIATION YEAR 2008**

	<u>Appropriations</u>	<u>Expenditures and Appropriated Transfers Out</u>	<u>Biennial Rollovers and Reappropriations to 2009</u>	<u>Lapse of Appropriations</u>
<u>Domestic Relations Resolution - 0852</u>				
Judiciary	300,000.00	163,935.04	---	136,064.96
<u>Correctional Substance Abuse Earnings - 0853</u>				
Corrections	264,600.00	78,370.79	---	186,229.21
<u>Missouri Wine Marketing and Research Development - 0855</u>				
Agriculture	35,000.00	33,059.41	---	1,940.59
<u>Advantage Missouri Trust - 0856</u>				
Higher Education	8,500.00	6,857.31	---	1,642.69
<u>Missouri College Guarantee - 0858</u>				
Higher Education	66,667.00	66,667.00	---	---
<u>Early Childhood Development, Education and Care - 0859</u>				
Office of Administration	40,718.00	37,606.47	---	3,111.53
Elementary and Secondary Education	15,336,244.00	15,297,281.19	---	38,962.81
Health and Senior Services	987,063.00	764,129.54	---	222,933.46
Social Services	20,205,968.00	18,772,693.01	---	1,433,274.99
<u>Guaranty Agency Operating - 0880</u>				
Office of Administration	884,547.00	519,261.40	---	365,285.60
Higher Education	16,701,989.00	12,240,787.07	---	4,461,201.93
<u>Federal Student Loan Reserve - 0881</u>				
Higher Education	125,000,000.00	113,074,876.92	---	11,925,123.08
<u>Premium - 0885</u>				
Social Services	15,742,940.00	7,636,640.94	---	8,106,299.06
<u>Missouri Alternative Fuel Vehicle Loan - 0886</u>				
Natural Resources	2,050.00	---	---	2,050.00
<u>Missouri Public Broadcasting Corporation Special - 0887</u>				
Economic Development	1,300,000.00	1,260,181.00	---	39,819.00
<u>Assistive Technology Loan Revolving - 0889</u>				
Elementary and Secondary Education	547,990.00	145,753.55	---	402,236.45
<u>Blindness Education, Screening, and Treatment Program - 0892</u>				
Social Services	250,000.00	147,805.96	---	102,194.04

**STATE OF MISSOURI
SUMMARY OF APPROPRIATIONS BY FUND AND DEPARTMENT
SPECIAL REVENUE FUNDS
FOR THE APPROPRIATION YEAR 2008**

	<u>Appropriations</u>	<u>Expenditures and Appropriated Transfers Out</u>	<u>Biennial Rollovers and Reappropriations to 2009</u>	<u>Lapse of Appropriations</u>
<u>Missouri Lead Abatement Loan - 0893</u>				
Health and Senior Services	76,000.00	---	---	76,000.00
<u>Dry-Cleaning Environmental Response Trust - 0898</u>				
Office of Administration	53,320.00	22,504.38	---	30,815.62
Natural Resources	436,598.00	391,036.16	---	45,561.84
<u>Childhood Lead Testing - 0899</u>				
Office of Administration	13,037.00	785.00	---	12,252.00
Health and Senior Services	203,187.00	18,661.47	---	184,525.53
<u>Missouri National Guard Trust - 0900</u>				
Public Safety	6,084,816.00	5,159,175.41	---	925,640.59
<u>Agriculture Development - 0904</u>				
Office of Administration	1,927.00	1,501.14	---	425.86
Agriculture	239,740.00	97,494.12	---	142,245.88
<u>Mined Land Reclamation - 0906</u>				
Executive	14,104.00	14,104.00	---	---
Office of Administration	14,504.00	7,405.00	---	7,099.00
Natural Resources	1,912,713.00	524,497.99	---	1,388,215.01
<u>Babler State Park - 0911</u>				
Natural Resources	164,185.00	115,117.98	---	49,067.02
<u>School for the Blind Trust - 0920</u>				
Elementary and Secondary Education	1,500,000.00	592,094.43	---	907,905.57
<u>School for the Deaf Trust - 0922</u>				
Elementary and Secondary Education	181,000.00	10,249.31	---	170,750.69
<u>Governors' Council on Physical Fitness Institution Gift Trust - 0924</u>				
Health and Senior Services	350,000.00	308.50	---	349,691.50
<u>Institution Gift Trust - 0925</u>				
Office of Administration	90.00	---	---	90.00
Agriculture	29,910.00	200.00	---	29,710.00
<u>Mental Health Trust - 0926</u>				
Mental Health	2,787,605.00	954,403.27	---	1,833,201.73
<u>Secretary of State-Wolfner State Library - 0928</u>				
Executive	14,500.00	9,613.55	---	4,886.45
<u>DMH Local Tax Matching Fund - 0930</u>				
Mental Health	14,371,824.00	13,956,330.59	---	415,493.41

STATE OF MISSOURI
SUMMARY OF APPROPRIATIONS BY FUND AND DEPARTMENT
SPECIAL REVENUE FUNDS
FOR THE APPROPRIATION YEAR 2008

	<u>Appropriations</u>	<u>Expenditures and Appropriated Transfers Out</u>	<u>Biennial Rollovers and Reappropriations to 2009</u>	<u>Lapse of Appropriations</u>
<u>Special Employment Security Bond Proceeds - 0947</u>				
Office of Administration	1.00	---	---	1.00
Labor and Industrial Relations	1.00	---	---	1.00
<u>Special Employment Security - 0949</u>				
Office of Administration	1,265,626.00	4,590.82	0.38	1,261,034.80
Economic Development	216,000.00	216,000.00	---	---
Labor and Industrial Relations	11,342,674.00	5,600,897.11	2,602,435.38	3,139,341.51
<u>Crippled Children's - 0950</u>				
Health and Senior Services	75,000.00	---	---	75,000.00
<u>State Fair Trust - 0951</u>				
Agriculture	10,000.00	1,962.00	---	8,038.00
<u>Aviation Trust - 0952</u>				
Transportation	11,772,049.00	7,805,058.05	---	3,966,990.95
Revenue	157,927.00	16,154.51	---	141,772.49
<u>Guard at Home - 0995</u>				
Economic Development	350,000.00	18,810.02	---	331,189.98
Subtotals	6,411,980,940.00	5,831,196,385.53	296,637,423.89	284,147,130.58
Appropriated Transfers Out	1,882,448,981.00	1,759,490,131.79	---	122,958,849.21
Totals	\$ 8,294,429,921.00	\$ 7,590,686,517.32	\$ 296,637,423.89	\$ 407,105,979.79

**STATE OF MISSOURI
SUMMARY OF APPROPRIATIONS BY FUND AND DEPARTMENT
DEBT SERVICE FUNDS
FOR THE APPROPRIATION YEAR 2008**

	<u>Appropriations</u>	<u>Expenditures and Appropriated Transfers Out</u>	<u>Biennial Rollovers and Reappropriations to 2009</u>	<u>Lapse of Appropriations</u>
<u>Water Pollution Control Bond and Interest - Series B 2002 - 0200</u>				
Office of Administration	\$ 18,018,719.00	\$ 18,018,718.76	\$ ---	\$ 0.24
<u>Third State Building Bond Interest and Sinking - Series A 2002 - 0201</u>				
Office of Administration	34,672,300.00	34,672,300.00	---	---
<u>Fourth State Building Bond and Interest - Series A 2002 - 0202</u>				
Office of Administration	14,820,332.00	14,820,331.26	---	0.74
<u>Water Pollution Control Bond and Interest - Series A 2003 - 0203</u>				
Office of Administration	747,713.00	747,712.50	---	0.50
<u>Third State Building Bond, Interest and Sinking - Series A 2003 - 0204</u>				
Office of Administration	16,324,563.00	16,324,562.50	---	0.50
<u>Special Employment Security - Principal and Interest - 0205</u>				
Office of Administration	1.00	---	---	1.00
<u>Fourth State Building Bond and Interest - Series A 2005 - 0206</u>				
Office of Administration	2,266,500.00	2,266,500.00	---	---
<u>Water Pollution Control Bond and Interest - Series A 2007 - 0207</u>				
Office of Administration	3,500,000.00	1,129,249.79	---	2,370,750.21
<u>Water Pollution Control Bond and Interest - Series A 2005 - 0218</u>				
Office of Administration	4,755,000.00	4,755,000.00	---	---
<u>Stormwater Control Bond and Interest - Series A 2005 - 0219</u>				
Office of Administration	858,750.00	858,750.00	---	---
<u>Water Pollution Control Bond and Interest - Series A 2002 - 0231</u>				
Office of Administration	2,008,982.00	2,008,981.26	---	0.74
<u>Stormwater Control Bond and Interest - Series A 2002 - 0239</u>				
Office of Administration	1,004,594.00	963,593.75	---	41,000.25
<u>Water Pollution Control Bond and Interest - Series A 2001 - 0244</u>				
Office of Administration	1,432,688.00	1,428,687.50	---	4,000.50

**STATE OF MISSOURI
SUMMARY OF APPROPRIATIONS BY FUND AND DEPARTMENT
DEBT SERVICE FUNDS
FOR THE APPROPRIATION YEAR 2008**

	<u>Appropriations</u>	<u>Expenditures and Appropriated Transfers Out</u>	<u>Biennial Rollovers and Reappropriations to 2009</u>	<u>Lapse of Appropriations</u>
<u>Stormwater Control Bond and Interest - Series A 2001 - 0245</u>				
Office of Administration	<u>716,183.00</u>	<u>704,432.50</u>	---	<u>11,750.50</u>
Totals	<u>\$ 101,126,325.00</u>	<u>\$ 98,698,819.82</u>	---	<u>\$ 2,427,505.18</u>

**STATE OF MISSOURI
SUMMARY OF APPROPRIATIONS BY FUND AND DEPARTMENT
CAPITAL PROJECTS FUNDS
FOR THE APPROPRIATION YEAR 2008**

	Appropriations	Expenditures and Appropriated Transfers Out	Biennial Rollovers and Reappropriations to 2009	Lapse of Appropriations
<u>Water Pollution Control - Series A 2002 - 37G - 0301</u>				
Natural Resources	\$ 140,831.00	\$ ---	\$ ---	\$ 140,831.00
<u>Stormwater Control - Series A 2002 - 37H - 0302</u>				
Natural Resources	9,985,859.00	1,680,310.93	---	8,305,548.07
<u>Veterans' Homes Capital Improvement Trust - 0304</u>				
Office of Administration	18,223.00	6,568.81	---	11,654.19
Public Safety	8,902,587.00	3,122,594.08	5,446,552.59	333,440.33
<u>Board Public Buildings - Series A 2003 Bond Proceeds - Projects - 0309</u>				
Health and Senior Services	924,229.00	898,352.37	25,876.63	---
Public Safety	26,561.00	26,561.00	---	---
Corrections	780,619.00	468,101.54	312,517.46	---
<u>State Road Bond - 0319</u>				
Transportation	111,729,000.00	82,953,271.70	---	28,775,728.30
<u>State Road - 0320</u>				
Office of Administration	869,811.00	591,450.51	---	278,360.49
Transportation	1,690,812,839.00	1,478,272,755.21	---	212,540,083.79
<u>State Road Series 2006 - 0327</u>				
Transportation	1.00	---	---	1.00
<u>State Road Series 2007 - 0328</u>				
Transportation	563,100,591.00	548,108,405.47	---	14,992,185.53
<u>WPC Series A 2007 - 37G - 0329</u>				
Office of Administration	75,000.00	30,460.32	---	44,539.68
Natural Resources	16,668,994.00	1,451,158.69	---	15,217,835.31
<u>WPC Series A 2007 - 37E - 0330</u>				
Office of Administration	75,000.00	32,998.68	---	42,001.32
Natural Resources	6,579,000.00	403,272.77	---	6,175,727.23
<u>Fourth State Building - Series A 1998 - 0382</u>				
Social Services	511,442.00	511,441.06	0.94	---
Corrections	1,325,607.00	1,325,607.00	---	---
<u>Water Pollution Control - Series A 2001 - 37E - 0385</u>				
Natural Resources	81,000.00	81,000.00	---	---

**STATE OF MISSOURI
SUMMARY OF APPROPRIATIONS BY FUND AND DEPARTMENT
CAPITAL PROJECTS FUNDS
FOR THE APPROPRIATION YEAR 2008**

	<u>Appropriations</u>	<u>Expenditures and Appropriated Transfers Out</u>	<u>Biennial Rollovers and Reappropriations to 2009</u>	<u>Lapse of Appropriations</u>
<u>Stormwater Control - Series A 2001 - 0387</u>				
Natural Resources	<u>9,000,000.00</u>	<u>237,900.00</u>	---	<u>8,762,100.00</u>
Subtotals	2,421,607,194.00	2,120,202,210.14	5,784,947.62	295,620,036.24
Appropriated Transfers Out	<u>23,425,309.00</u>	<u>22,740,630.49</u>	---	<u>684,678.51</u>
Totals	<u>\$ 2,445,032,503.00</u>	<u>\$ 2,142,942,840.63</u>	<u>\$ 5,784,947.62</u>	<u>\$ 296,304,714.75</u>

**STATE OF MISSOURI
SUMMARY OF APPROPRIATIONS BY FUND AND DEPARTMENT
PERMANENT FUNDS
FOR THE APPROPRIATION YEAR 2008**

	Appropriations	Expenditures and Appropriated Transfers Out	Biennial Rollovers and Reappropriations to 2009	Lapse of Appropriations
<u>Confederate Memorial Park - 0812</u>				
Natural Resources	\$ 165.00	\$ ---	\$ ---	\$ 165.00
<u>Champ W. Smith & Mary C. Smith Memorial Endowment Trust - 0873</u>				
Health and Senior Services	35,000.00	---	---	35,000.00
Subtotals	35,165.00	---	---	35,165.00
Appropriated Transfers Out	207.00	207.00	---	---
Totals	\$ 35,372.00	\$ 207.00	\$ ---	\$ 35,165.00

**STATE OF MISSOURI
SUMMARY OF APPROPRIATIONS BY FUND AND DEPARTMENT
ENTERPRISE FUNDS
FOR THE APPROPRIATION YEAR 2008**

	Appropriations	Expenditures and Appropriated Transfers Out	Biennial Rollovers and Reappropriations to 2009	Lapse of Appropriations
<u>Federal Surplus Property - 0407</u>				
Office of Administration	\$ 3,594,353.00	\$ 3,345,967.37	\$ ---	\$ 248,385.63
<u>Single-Purpose Animal Facilities Loan Program - 0408</u>				
Office of Administration	1,578.00	1,188.39	---	389.61
Agriculture	128,914.00	106,079.77	---	22,834.23
<u>Single-Purpose Animal Facilities Loan Guarantee - 0409</u>				
Agriculture	1.00	---	---	1.00
<u>State Fair Fees - 0410</u>				
Office of Administration	46,373.00	30,145.76	---	16,227.24
Agriculture	4,427,236.00	3,096,662.00	---	1,330,574.00
<u>Agricultural Product Utilization and Business Development Guarantee - 0411</u>				
Agriculture	1.00	---	---	1.00
<u>State Parks Earnings - 0415</u>				
Office of Administration	255,481.00	193,878.70	---	61,602.30
Natural Resources	10,746,141.00	5,336,795.75	3,113,528.73	2,295,816.52
<u>Natural Resources Revolving Services - 0425</u>				
Office of Administration	5,702.00	5,381.62	---	320.38
Natural Resources	2,556,033.00	2,305,719.84	---	250,313.16
<u>Historic Preservation Revolving - 0430</u>				
Office of Administration	12,514.00	6,392.18	---	6,121.82
Natural Resources	1,152,637.00	347,293.59	---	805,343.41
<u>Missouri Veterans' Homes - 0460</u>				
Office of Administration	1,112,717.00	964,838.41	---	147,878.59
Public Safety	40,003,873.00	39,491,010.66	---	512,862.34
<u>Petroleum Storage Tank Insurance - 0585</u>				
Executive	25,572.00	25,566.52	---	5.48
Office of Administration	73,509.00	72,530.19	---	978.81
Natural Resources	28,462,275.00	20,434,468.43	---	8,027,806.57
Revenue	26,881.00	23,743.15	---	3,137.85
<u>Department of Revenue Information - 0619</u>				
Office of Administration	7,416,596.00	240,514.10	---	7,176,081.90
Revenue	793,619.00	681,793.21	---	111,825.79

**STATE OF MISSOURI
SUMMARY OF APPROPRIATIONS BY FUND AND DEPARTMENT
ENTERPRISE FUNDS
FOR THE APPROPRIATION YEAR 2008**

	<u>Appropriations</u>	<u>Expenditures and Appropriated Transfers Out</u>	<u>Biennial Rollovers and Reappropriations to 2009</u>	<u>Lapse of Appropriations</u>
<u>State Environmental Improvement Authority - 0654</u>				
Natural Resources	1.00	---	---	1.00
<u>Lottery Enterprise - 0657</u>				
Executive	56,612.00	56,611.08	---	0.92
Office of Administration	6,748.00	1,974.00	---	4,774.00
Revenue	<u>165,073,342.00</u>	<u>159,936,556.90</u>	<u>26,833.00</u>	<u>5,109,952.10</u>
Subtotals	265,978,709.00	236,705,111.62	3,140,361.73	26,133,235.65
Appropriated Transfers Out	<u>295,500,225.00</u>	<u>287,658,320.33</u>	---	<u>7,841,904.67</u>
Totals	<u>\$ 561,478,934.00</u>	<u>\$ 524,363,431.95</u>	<u>\$ 3,140,361.73</u>	<u>\$ 33,975,140.32</u>

**STATE OF MISSOURI
SUMMARY OF APPROPRIATIONS BY FUND AND DEPARTMENT
INTERNAL SERVICE FUNDS
FOR THE APPROPRIATION YEAR 2008**

	<u>Appropriations</u>	<u>Expenditures and Appropriated Transfers Out</u>	<u>Biennial Rollovers and Reappropriations to 2009</u>	<u>Lapse of Appropriations</u>
<u>Mental Health Interagency Payments - 0109</u>				
Mental Health	\$ 4,135,060.00	\$ 3,350,081.20	\$ ---	\$ 784,978.80
<u>Natural Resources Cost Allocation - 0500</u>				
Office of Administration	4,261,572.00	4,024,001.41	---	237,570.59
Natural Resources	5,790,936.00	5,441,490.10	---	349,445.90
<u>State Facility Maintenance and Operation - 0501</u>				
Office of Administration	88,453,840.00	85,216,949.82	---	3,236,890.18
<u>DIFP Administrative - 0503</u>				
Office of Administration	120,809.00	89,554.83	---	31,254.17
Insurance, Financial Institutions and Professional Registration	190,818.00	100,721	---	90,097.00
<u>Office of Administration Revolving Administrative Trust - 0505</u>				
Office of Administration	116,387,089.00	99,875,079.72	3.00	16,512,006.28
Mental Health	16,863.00	---	16,863.00	---
Social Services	105,501.00	105,501.00	---	---
<u>Working Capital Revolving - 0510</u>				
Office of Administration	240,983.00	160,130.17	---	80,852.83
Corrections	35,131,076.00	30,448,317.65	---	4,682,758.35
<u>Central Check Mailing Service Revolving - 0515</u>				
Executive	247,309.00	98,706.09	---	148,602.91
<u>House of Representatives Revolving - 0520</u>				
Legislature	45,000.00	14,785.70	---	30,214.30
<u>Supreme Court Publications Revolving - 0525</u>				
Judiciary	150,000.00	102,475.91	---	47,524.09
<u>Adjutant General Revolving - 0530</u>				
Public Safety	55,000.00	54,636.05	---	363.95
<u>Senate Revolving - 0535</u>				
Legislature	40,000.00	---	---	40,000.00
<u>Inmate Revolving - 0540</u>				
Office of Administration	15,200.00	15,200.00	---	---
Mental Health	1,070,084.00	672,553.55	---	397,530.45
Corrections	12,292,188.00	6,863,848.87	---	5,428,339.13

**STATE OF MISSOURI
SUMMARY OF APPROPRIATIONS BY FUND AND DEPARTMENT
INTERNAL SERVICE FUNDS
FOR THE APPROPRIATION YEAR 2008**

	<u>Appropriations</u>	<u>Expenditures and Appropriated Transfers Out</u>	<u>Biennial Rollovers and Reappropriations to 2009</u>	<u>Lapse of Appropriations</u>
<u>Social Services Administrative</u>				
<u>Trust - 0545</u>				
Office of Administration	438,448.00	---	---	438,448.00
Social Services	5,451,920.00	5,417,943.70	---	33,976.30
<u>Economic Development</u>				
<u>Administrative - 0547</u>				
Office of Administration	1,951,941.00	748,694.28	---	1,203,246.72
Economic Development	3,882,369.00	308,126.19	---	3,574,242.81
<u>Professional Registration</u>				
<u>Fees - 0689</u>				
Office of Administration	1,216,447.00	581,238.88	---	635,208.12
Insurance, Financial Institutions and Professional Registration	4,418,343.00	4,127,715.55	---	290,627.45
Subtotals	286,108,796.00	247,817,751.67	16,866.00	38,274,178.33
Appropriated Transfers Out	26,251,790.00	20,717,072.57	---	5,534,717.43
Totals	<u>\$ 312,360,586.00</u>	<u>\$ 268,534,824.24</u>	<u>\$ 16,866.00</u>	<u>\$ 43,808,895.76</u>

**STATE OF MISSOURI
SUMMARY OF APPROPRIATIONS BY FUND AND DEPARTMENT
AGENCY FUNDS
FOR THE APPROPRIATION YEAR 2008**

	<u>Appropriations</u>	<u>Expenditures and Appropriated Transfers Out</u>	<u>Biennial Rollovers and Reappropriations to 2009</u>	<u>Lapse of Appropriations</u>
<u>American Cancer Society, Heartland Division, Inc. - 0700</u>				
Revenue	\$ 7,421.00	\$ 7,333.01	\$ ---	\$ 87.99
<u>State Retirement Contributions - 0701</u>				
Office of Administration	265,487,908.00	246,388,352.87	---	19,099,555.13
<u>Social Security Contributions - (O.A.S.D.I./Medicare) - 0702</u>				
Office of Administration	160,981,795.00	152,636,148.90	---	8,345,646.10
<u>ALS Lou Gehrig's Disease - 0703</u>				
Revenue	3,500.00	3,156.25	---	343.75
<u>American Lung Association of Missouri - 0704</u>				
Revenue	3,500.00	1,268.83	---	2,231.17
<u>Missouri State Employees' Deferred Compensation Incentive Plan Administration - 0706</u>				
Office of Administration	11,996,571.00	11,018,942.50	---	977,628.50
<u>Muscular Dystrophy Association - 0707</u>				
Revenue	3,500.00	1,120.49	---	2,379.51
<u>Arthritis Foundation - 0708</u>				
Revenue	3,500.00	906.95	---	2,593.05
<u>National Multiple Sclerosis Society - 0709</u>				
Revenue	3,500.00	2,806.55	---	693.45
<u>Proceeds of Surplus Property Sales - 0710</u>				
Office of Administration	115,000.00	114,544.31	---	455.69
<u>American Diabetes Association Gateway Area - 0713</u>				
Revenue	4,359.00	4,306.45	---	52.55
<u>American Heart Association - 0714</u>				
Revenue	3,500.00	3,408.64	---	91.36
<u>March of Dimes - 0716</u>				
Revenue	3,500.00	3,205.48	---	294.52
<u>Missouri Community College Job Retention Training Program - 0717</u>				
Economic Development	10,000,000.00	5,546,166.50	---	4,453,833.50

STATE OF MISSOURI
SUMMARY OF APPROPRIATIONS BY FUND AND DEPARTMENT
AGENCY FUNDS
FOR THE APPROPRIATION YEAR 2008

	<u>Appropriations</u>	<u>Expenditures and Appropriated Transfers Out</u>	<u>Biennial Rollovers and Reappropriations to 2009</u>	<u>Lapse of Appropriations</u>
<u>Circuit Courts Escrow - 0718</u>				
Judiciary	1,505,500.00	1,328,934.76	---	176,565.24
<u>Missouri Military Family Relief - 0719</u>				
Public Safety	221,000.00	212,053.00	---	8,947.00
<u>Program 1122 Fund - 0720</u>				
Public Safety	500,000.00	---	---	500,000.00
<u>Debt Offset Escrow - 0753</u>				
Judiciary	1,350,000.00	1,265,216.92	---	84,783.08
Higher Education	2,357,000.00	1,582,890.96	---	774,109.04
Health and Senior Services	17,000.00	9,252.68	---	7,747.32
Labor and Industrial Relations	3,950,000.00	3,686,610.02	---	263,389.98
Mental Health	70,000.00	---	---	70,000.00
Revenue	300,000.00	285,584.43	---	14,415.57
Social Services	9,000,000.00	5,671,102.20	---	3,328,897.80
<u>Agriculture Bond Trustee - 0756</u>				
Agriculture	135,000.00	---	---	135,000.00
<u>Proprietary School Bond - 0760</u>				
Higher Education	100,000.00	---	---	100,000.00
<u>Missouri Consolidated Health Care Plan Benefit - 0765</u>				
Office of Administration	349,456,848.00	342,990,867.05	---	6,465,980.95
<u>Missouri State Employees' Voluntary Life Insurance - 0910</u>				
Office of Administration	3,285,000.00	3,147,321.19	---	137,678.81
Subtotals	820,864,902.00	775,911,500.94	---	44,953,401.06
Appropriated Transfers Out	3,375,282.00	3,077,216.76	---	298,065.24
Totals	\$ 824,240,184.00	\$ 778,988,717.70	\$ ---	\$ 45,251,466.30

**STATE OF MISSOURI
SUMMARY OF APPROPRIATIONS BY FUND AND DEPARTMENT
PRIVATE PURPOSE TRUST FUNDS
FOR THE APPROPRIATION YEAR 2008**

	Appropriations	Expenditures and Appropriated Transfers Out	Biennial Rollovers and Reappropriations to 2009	Lapse of Appropriations
<u>Abandoned Fund Account - 0863</u>				
Executive	\$ 36,470,931.00	\$ 32,054,616.57	\$ ---	\$ 4,416,314.43
<u>State Seminary - 0872</u>				
Higher Education	3,000,000.00	---	---	3,000,000.00
<u>Alternative Care Trust - 0905</u>				
Social Services	12,000,000.00	11,702,850.76	---	297,149.24
Subtotals	51,470,931.00	43,757,467.33	---	7,713,463.67
Appropriated Transfers Out	41,486,294.00	41,405,550.87	---	80,743.13
Totals	\$ 92,957,225.00	\$ 85,163,018.20	\$ ---	\$ 7,794,206.80

**STATE OF MISSOURI
SUMMARY OF APPROPRIATION ACTIVITY
GENERAL FUND - GENERAL REVENUE FUNDS
FOR THE APPROPRIATION YEAR 2008**

	H.B. No.	Appr. No.	Appropriations	Expenditures and Transfers Out	Biennial Rollovers and Reappropriations to 2009	Lapse of Appropriations
<u>LEGISLATURE</u>						
LEGISLATURE STATE OWNED	13.155	2589	\$ 1,894,876.00	\$ 1,880,143.32	\$ ---	\$ 14,732.68
LEGISLATURE LEASING	13.155	7488	8,721.00	8,001.57	---	719.43
<u>Senate</u>						
SENATORS' SALARIES	12.500	0003	1,071,448.00	1,062,093.12	---	9,354.88
SENATORS' MILEAGE	12.500	0004	96,435.00	91,638.22	---	4,796.78
SENATORS' PER DIEM	12.500	0005	226,100.00	206,664.80	---	19,435.20
JOINT CONTINGENT EXP E&E	12.500	1052	125,000.00	38,921.25	---	86,078.75
JOINT COMM TAX POLICY PS	12.530	3362	51,500.00	44,232.58	---	7,267.42
JOINT COMM TAX POLICY E&E	12.530	3368	25,000.00	13,359.24	---	11,640.76
JOINT COMM ON ADMIN RULE	12.530	4189	126,095.00	110,288.04	---	15,806.96
JOINT COMM RETIREMENT SYS	12.530	4190	164,835.00	152,264.72	---	12,570.28
JOINT COMM CI	12.530	4191	126,086.00	65,230.08	---	60,855.92
JOINT COMM EDUCATION PS	12.530	4249	60,000.00	---	---	60,000.00
JOINT COMM EDUCATION E&E	12.530	4250	20,000.00	1,153.37	---	18,846.63
JOINT COMM ON TRANSPORT	12.530	6975	107,524.00	23,369.99	---	84,154.01
SENATE CONTINGENT EXP	12.500	9801	9,002,266.00	8,662,497.18	---	339,768.82
<u>House of Representatives</u>						
REPS EXP VOUCHERS	12.505	1532	1,566,009.00	1,117,760.40	---	448,248.60
REPRESENTATIVES SALARIES	12.505	4257	5,117,283.00	5,021,237.29	---	96,045.71
REPRESENTATIVES MILEAGE	12.505	4258	440,491.00	427,653.31	---	12,837.69
REPRESENTATIVES PER DIEM	12.505	4259	1,290,960.00	998,942.40	---	292,017.60
HOUSE CONTINGENT EXPENSES	12.505	6725	11,051,904.00	10,977,665.11	---	74,238.89
<u>Missouri Commission on Interstate Cooperation</u>						
INTERSTATE ORG DUES	12.510	0012	169,850.00	169,850.00	---	---
NCCUSL DUES	12.510	3417	36,000.00	36,000.00	---	---
SCSL DUES	12.510	4365	128,897.00	128,897.00	---	---
<u>Committee on Legislative Research</u>						
COMM ON LEG RESEARCH	12.515	0013	1,215,447.00	1,143,331.07	---	72,115.93
LEG RES PUBLISH STATUTES	12.520	0014	168,251.00	168,217.52	---	33.48
<u>Legislative Research - Oversight</u>						
LEG RESEARCH OVERSIGHT	12.515	3084	651,678.00	576,618.80	---	75,059.20

Interim Committees

JOINT COMM CORRECTIONS	12.530	2805	12,000.00	1,848.52	---	10,151.48
------------------------	--------	------	-----------	----------	-----	-----------

Legislative Budget Office

LEG BUDGET OFFICE PS	12.515	4363	237,800.00	225,361.82	---	12,438.18
----------------------	--------	------	------------	------------	-----	-----------

JUDICIARY

JUDICIARY STATE OWNED	13.180	2588	230,815.00	230,814.64	---	0.36
-----------------------	--------	------	------------	------------	-----	------

JUDICIARY LEASING	13.180	6083	2,214,622.00	2,214,622.00	---	---
-------------------	--------	------	--------------	--------------	-----	-----

Judicial Proceedings and Review

JUD PROCEED & REVIEW PS	12.300	0030	2,661,768.00	2,653,967.40	---	7,800.60
-------------------------	--------	------	--------------	--------------	-----	----------

JUD PROCEED & REVIEW E&E	12.300	0033	988,409.00	988,377.77	---	31.23
--------------------------	--------	------	------------	------------	-----	-------

SUP COURT JUDGES SALARIES	12.300	0907	906,801.00	903,892.39	---	2,908.61
---------------------------	--------	------	------------	------------	-----	----------

Office of State Court Administrator

STATE COURTS ADMIN E&E	12.305	0039	529,892.00	529,760.75	---	131.25
------------------------	--------	------	------------	------------	-----	--------

STATE COURTS ADMIN PS	12.305	0524	3,142,349.00	3,142,261.36	---	87.64
-----------------------	--------	------	--------------	--------------	-----	-------

ICM SUPPORT PS	12.305	7082	3,011,152.00	3,010,417.03	---	734.97
----------------	--------	------	--------------	--------------	-----	--------

ICM SUPPORT E&E	12.305	7083	4,254,937.00	4,254,937.00	---	---
-----------------	--------	------	--------------	--------------	-----	-----

Court of Appeals

APPEALS WEST DIST PS	12.330	0041	1,707,442.00	1,698,600.84	---	8,841.16
----------------------	--------	------	--------------	--------------	-----	----------

APPEALS WEST DIST E&E	12.330	0044	693,385.00	693,378.63	---	6.37
-----------------------	--------	------	------------	------------	-----	------

APPEALS EAST DIST PS	12.335	0046	2,489,088.00	2,488,985.93	---	102.07
----------------------	--------	------	--------------	--------------	-----	--------

APPEALS EAST DIST E&E	12.335	0050	466,055.00	466,037.27	---	17.73
-----------------------	--------	------	------------	------------	-----	-------

APPEALS SOUTH DIST PS	12.340	0052	1,082,161.00	1,082,160.78	---	0.22
-----------------------	--------	------	--------------	--------------	-----	------

APPEALS-SOUTH DIST E&E	12.340	0054	331,702.00	331,702.00	---	---
------------------------	--------	------	------------	------------	-----	-----

JUDGES SALARIES WEST DIST	12.330	0847	1,244,203.00	1,237,654.87	---	6,548.13
---------------------------	--------	------	--------------	--------------	-----	----------

JUDGES SALARIES EAST DIST	12.335	0848	1,735,622.00	1,735,331.14	---	290.86
---------------------------	--------	------	--------------	--------------	-----	--------

JUDGES SALARIES SOUTH PS	12.340	0849	835,488.00	835,487.45	---	0.55
--------------------------	--------	------	------------	------------	-----	------

Circuit Courts

CP-JUDGES-COMM PS	12.345	0853	40,417,973.00	40,369,196.84	---	48,776.16
-------------------	--------	------	---------------	---------------	-----	-----------

CP-STATUTORY PS	12.345	0856	14,389,281.00	14,359,415.12	---	29,865.88
-----------------	--------	------	---------------	---------------	-----	-----------

JUVENILE PERSONNEL	12.350	2902	7,579,900.00	7,579,900.00	---	---
--------------------	--------	------	--------------	--------------	-----	-----

CP-NON-STATUTORY PS	12.345	3354	63,460,684.00	63,460,658.45	---	25.55
---------------------	--------	------	---------------	---------------	-----	-------

CASA PROGRAMS	12.350	4366	300,000.00	300,000.00	---	---
---------------	--------	------	------------	------------	-----	-----

CIRCUIT PERSONNEL E&E	12.345	5274	2,821,003.00	2,814,947.19	---	6,055.81
-----------------------	--------	------	--------------	--------------	-----	----------

ENTITLEMENT PROGRAMS-EE	12.345	6847	2,158,322.00	2,134,039.21	---	24,282.79
-------------------------	--------	------	--------------	--------------	-----	-----------

Other Programs

SENTENCING COMMISSION PS	12.375	1204	34,287.00	34,242.50	---	44.50
--------------------------	--------	------	-----------	-----------	-----	-------

SENTENCING COMMISSION E&E	12.375	1207	43,667.00	43,666.56	---	0.44
---------------------------	--------	------	-----------	-----------	-----	------

CRRD-INVESTIGATOR PS	12.365	1208	13,643.00	2,046.69	---	11,596.31
----------------------	--------	------	-----------	----------	-----	-----------

RETIR DISCIPL & REMOVE PS	12.365	2204	159,151.00	158,633.85	---	517.15
---------------------------	--------	------	------------	------------	-----	--------

RETIR. DISCIPL & REMOV E&E	12.365	2205	42,667.00	40,697.83	---	1,969.17
----------------------------	--------	------	-----------	-----------	-----	----------

APPELLATE JUDICIAL COMM	12.370	4211	7,741.00	7,739.72	---	1.28
-------------------------	--------	------	----------	----------	-----	------

**STATE OF MISSOURI
SUMMARY OF APPROPRIATION ACTIVITY
GENERAL FUND - GENERAL REVENUE FUNDS
FOR THE APPROPRIATION YEAR 2008**

	H.B. No.	Appr. No.	Appropriations	Expenditures and Transfers Out	Biennial Rollovers and Reappropriations to 2009	Lapse of Appropriations
<u>Public Defender System</u>						
PUBLIC DEFENDER SVS PS	12.400	0911	25,345,900.00	25,345,899.27	---	0.73
PUBLIC DEFENDER SVS E&E	12.400	0912	4,088,884.00	4,088,882.96	---	1.04
<u>Extraordinary</u>						
EXTRAORDINARY EXP/CONFLCT	12.400	8727	3,391,502.00	3,391,499.61	---	2.39
<u>EXECUTIVE</u>						
<u>Governor's Office - Administration</u>						
GOVERNORS OFFICE ST OWNED	13.145	2662	318,039.00	317,025.37	---	1,013.63
SPECIAL AUDITS	12.015	2749	30,000.00	---	---	30,000.00
GOVERNOR'S OFFICE	12.005	5600	1,951,212.00	1,945,533.13	---	5,678.87
<u>Mansion Operating</u>						
MANSION OPERATING EXP	12.005	5599	140,353.00	140,261.99	---	91.01
<u>National Guard Emergency</u>						
NATIONAL GUARD EMERGENCY	12.010	0064	1,661,701.00	160,740.85	---	1,500,960.15
<u>Government Emergency Fund Committee</u>						
GOVT EMERGENCY FUND COMM	12.020	0069	1.00	---	---	1.00
<u>Lieutenant Governor</u>						
LIEUTENANT GOVERNOR PS	12.025	0072	376,975.00	371,555.51	---	5,419.49
LT GOV OFFICE ST OWNED	13.150	2664	25,004.00	25,004.00	---	---
VETERANS REMEMBRANCE PRJ	12.027	3052	300,000.00	286,614.42	---	13,385.58
LIEUTENANT GOVERNOR E&E	12.025	5914	63,075.00	60,587.10	---	2,487.90
<u>Secretary of State</u>						
REFUNDS	12.045	0080	70,000.00	69,235.33	---	764.67
SEC OF STATE STATE OWNED	13.160	2651	1,017,723.00	1,017,722.45	---	0.55
SEC OF STATE LEASING	13.160	6080	307,472.00	301,888.31	---	5,583.69
<u>Administrative Services</u>						
SEC OF STATE PS	12.030	0073	7,559,291.00	7,441,645.32	---	117,645.68
SEC OF STATE E&E	12.030	0077	2,856,667.00	2,826,804.59	---	29,862.41
OFFICIAL MANUAL	12.040	6746	500,000.00	435,300.85	---	64,699.15

Elections

ELECTIONS PUBLIC NOTICE	12.055	0079	100,000.00	---	---	100,000.00
ABSENTEE BALLOTS	12.060	2041	50,000.00	41,800.95	---	8,199.05
ELECTION PRINTING	12.065	6195	21,395.00	21,395.00	---	---
SPECIAL ELECTION COSTS (Fund 0686)	12.080	0787	7,684,000.00	7,244,281.01	---	439,718.99

Library Services

REAL	12.115	1048	3,109,250.00	3,109,250.00	---	---
STATE AID PUBLIC LIBRARY	12.110	4196	4,004,456.00	4,004,456.00	---	---
LIFT LITERACY PROGRAM	12.120	4198	69,450.00	69,450.00	---	---

State Auditor

STATE AUDITOR PS	12.140	0084	6,142,150.00	5,670,771.86	---	471,378.14
STATE AUDITOR E&E	12.140	0087	884,947.00	769,540.79	---	115,406.21
AUDITOR STATE OWNED	13.165	2560	240,651.00	236,186.84	---	4,464.16
AUDITOR	13.165	3192	26,038.00	19,850.83	---	6,187.17

State Treasurer

DUPLICATE/OUTLAWED CHECKS	12.150	0093	1,000,000.00	962,285.23	---	37,714.77
LINKED DEPOSIT REFUNDS	12.170	8364	363.00	362.89	---	0.11
STATE TREASURER PS (Fund 0164)	12.145	0844	1,508,122.00	1,447,667.31	---	60,454.69
STATE TREASURER E&E (Fund 0164)	12.145	0845	270,655.00	253,260.53	---	17,394.47
TREASURER STATE OWNED (Fund 0164)	13.175	2856	215,350.00	215,000.69	---	349.31

Attorney General

ATTORNEY GENERAL PS	12.195	0095	11,768,666.00	11,682,722.53	---	85,943.47
MEDICAID FRAUD UNIT E&E	12.205	1678	150,164.00	150,164.00	---	---
ATTORNEY GENERAL ST OWNED	13.170	2668	410,356.00	410,355.52	---	0.48
ATTORNEY GENERAL	13.170	3184	390,475.00	362,293.41	---	28,181.59
MEDICAID FRAUD UNIT PS	12.205	3336	162,234.00	162,223.67	---	10.33
ATTORNEY GENERAL E&E	12.195	7586	1,599,292.00	1,599,292.00	---	---
ATTORNEY GENERAL E&E (Fund 0603)	12.195	2218	187,000.00	187,000.00	---	---
ATTORNEY GENERAL PS (Fund 0666)	12.195	2215	359,060.00	329,212.76	---	29,847.24
ATTORNEY GENERAL ST OWNED (Fund 0666)	13.170	2686	4,212.00	4,211.12	---	0.88
ATTORNEY GENERAL (Fund 0666)	13.170	2825	89.00	1.72	---	87.28
ATTORNEY GENERAL E&E (Fund 0666)	12.195	3003	254,400.00	1,770.21	---	252,629.79

OFFICE OF ADMINISTRATION

M&R GR	17.045	0700	59,000.00	36,896.97	22,103.03	---
OFFICE OF ADMINISTRATION	13.035	1059	136,002.00	120,871.85	---	15,130.15
OA STATE OWNED	13.035	2436	2,411,900.00	2,282,355.17	---	129,544.83
M&R FMRF (Fund 0124)	17.045	0698	12,504,393.00	4,263,619.94	8,240,773.06	---
OA STATE OWNED (Fund 0124)	13.035	2604	196,771.00	196,771.00	---	---
WORKERS COMP FIRE ELECTR (Fund 0124)	18.075	4060	799,530.00	8,214.02	791,315.98	---

**STATE OF MISSOURI
SUMMARY OF APPROPRIATION ACTIVITY
GENERAL FUND - GENERAL REVENUE FUNDS
FOR THE APPROPRIATION YEAR 2008**

	H.B. No.	Appr. No.	Appropriations	Expenditures and Transfers Out	Biennial Rollovers and Reappropriations to 2009	Lapse of Appropriations
<u>Commissioner's Office</u>						
COMMISSIONER'S OFFICE PS	05.005	0123	870,291.00	813,174.85	---	57,116.15
COMMISSIONER'S OFFICE E&E	05.005	2139	119,291.00	114,765.57	---	4,525.43
OFF SUPPLIER WKFCE DIV PS	05.005	3568	297,401.00	247,606.20	---	49,794.80
OFF SUPPLIER WKFCE DIV EE	05.005	3571	61,526.00	58,025.58	---	3,500.42
MLK JR COMMISSION E&E	05.005	3572	40,189.00	33,950.34	---	6,238.66
REGIONAL PLANNING COMM	05.315	9184	300,000.00	277,648.16	---	22,351.84
<u>Division of Accounting</u>						
REFUND DED W/H IN ERROR	05.515	0037	36,000.00	5,393.62	---	30,606.38
ACCOUNTING PS	05.010	0154	2,232,752.00	2,011,704.27	---	221,047.73
ACCOUNTING E&E	05.010	0157	166,280.00	149,753.61	---	16,526.39
SHERIFFS CONCL CARRY REIM	05.240	0914	1.00	---	---	1.00
AUDIT RECOVERY DISTRIBUTN	05.235	2007	200,000.00	4,526.05	---	195,473.95
UNEMPLOYMENT BENEFITS	05.495	2238	1,675,721.00	1,602,577.30	---	73,143.70
NEW JOBS TRAINING CERTIF	05.210	2832	1.00	---	---	1.00
CASH MGMT IMPROVEMENT ACT	05.230	2833	2,117,351.00	2,062,631.00	---	54,720.00
HR CONTINGENCY	05.530	3062	40,001.00	---	---	40,001.00
BPB ANNUAL FEES/EXPENSES	05.170	5275	75,654.00	23,942.63	---	51,711.37
L/P DEBT PAYMENTS	05.175	5281	13,178,613.00	13,178,612.50	---	0.50
MU BASKETBALL ARENA	05.195	5732	2,887,070.00	2,886,840.86	---	229.14
MOHEFA/MSU AG BLDG	05.200	6682	1.00	---	---	1.00
DEBT MANAGEMENT	05.205	6933	150,000.00	84,832.00	---	65,168.00
BPB DEBT SERVICE	05.165	8002	62,158,520.00	60,145,769.31	---	2,012,750.69
PROSECUTIONS/CAP CASE	05.310	9183	15,000.00	12,900.50	---	2,099.50
CAFETERIA PLAN	05.525	9301	1.00	---	---	1.00
BARTLE HALL	05.215	9352	2,000,000.00	2,000,000.00	---	---
EDWARD JONES	05.225	9353	12,000,000.00	12,000,000.00	---	---
JACKSON CO	05.220	9382	3,000,000.00	3,000,000.00	---	---
TEACHER RETIREMENT CONTR	05.475	9851	2,400,000.00	2,033,730.71	---	366,269.29
UNEMPLOYMENT BENEFITS (Fund 0169)	05.495	1920	4,459.00	4,458.62	---	0.38
CLARENCE CANNON PAYMENT (Fund 0174)	05.305	3153	550,000.00	435,272.21	---	114,727.79
<u>Division of Budget and Planning</u>						
BUDGET & PLANNING E&E	05.015	2140	96,204.00	93,107.59	---	3,096.41
TAX EXPENDITURE BUDGET	05.020	2815	15,495.00	15,000.00	---	495.00
BUDGET & PLANNING PS	05.015	3434	1,659,618.00	1,524,773.45	---	134,844.55

Information Technology Services Division

GR IT CONSOLIDATION PS	05.025	1281	22,806,372.00	22,803,722.85	---	2,649.15
GR IT CONSOLIDATION E&E	05.025	1282	22,242,557.00	22,121,258.75	---	121,298.25
DOR IT CONSOLID HC PS	05.025	2854	1,856,784.00	1,856,500.56	---	283.44
DOR IT CONSOLID HC E&E	05.025	2855	5,972,285.00	5,850,695.39	---	121,589.61
DOC IT CNSL NTWK UPGD E&E	05.025	4228	1,619,904.00	1,600,497.41	---	19,406.59
DSS IT CONSOLIDATION PS (Fund 0169)	05.025	1292	506,337.00	506,332.16	---	4.84
DSS IT CONSOLIDATION E&E (Fund 0169)	05.025	1293	1,217,270.00	1,217,270.00	---	---

Division of Facilities Management.**Design and Construction**

CONTINGENCY SHRTFL ST OWN	13.185	2598	165,812.00	165,809.84	---	2.16
APPRAISALS AND SURVEYS	17.060	2879	141,065.00	43,618.60	97,446.40	---
MSP REDEVELOPMENT	17.065	2882	446,668.00	333,968.27	112,699.73	---
CONTINGENCY SHORTFALLS	13.185	3136	604,851.00	599,556.73	---	5,294.27
ST LOUIS BUILDING	17.070	3212	2,772,840.00	---	2,772,840.00	---
UNPROGRAMMED	18.010	3803	650,000.00	---	650,000.00	---
ENVIRONMENTAL CONTROL CTR	20.015	4107	2,352,000.00	---	2,352,000.00	---
DPS HP OPERATIONAL M&R (Fund 0124)	18.015	0581	25,000.00	---	25,000.00	---
GOV MANSION IMPROVEMENTS (Fund 0124)	14.237	3306	3,000,000.00	---	3,000,000.00	---
BROADWAY EXTR RENO (Fund 0124)	18.010	3777	3,825,673.00	241,187.72	3,584,485.28	---
CAPITOL ROOF REPLC (Fund 0124)	18.010	3778	4,340,598.00	368.72	4,340,229.28	---
SUPREME CRT RENO (Fund 0124)	18.010	3779	2,388,059.00	2,258,597.29	129,461.71	---
BROADWAY FIRE ALARM (Fund 0124)	18.010	3781	682,002.00	368.72	681,633.28	---
CAPITOL RENO MSTRPN (Fund 0124)	18.010	3783	962,000.00	8,360.31	953,639.69	---
TRMN BLDG REPLC ROOF (Fund 0124)	18.010	3784	1,622,470.00	368.72	1,622,101.28	---
TRMN BLDG COOLING TOWER (Fund 0124)	18.010	3787	488,809.00	405,898.56	82,910.44	---
MO BLVD HVAC RENO (Fund 0124)	18.010	3791	2,351,385.00	368.72	2,351,016.28	---
HOWERTON ROOF REPR (Fund 0124)	18.010	3792	348,720.00	---	348,720.00	---
ST JOE COOLING TOWER (Fund 0124)	18.010	3793	209,730.00	28,692.03	181,037.97	---
STL CHARTER SCHOOL DEMO (Fund 0124)	18.010	3796	1,281,260.00	111,745.00	1,169,515.00	---
EMERGENCY REQUIREMENTS (Fund 0124)	18.010	3797	979,700.00	---	979,700.00	---
HAZARDOUS MATERIAL (Fund 0124)	18.010	3801	272,332.00	37,236.00	235,096.00	---
UNPROGRAMMED (Fund 0124)	18.010	3802	1,200,000.00	---	1,200,000.00	---
ROOF MANAGEMENT (Fund 0124)	18.010	3808	777,300.00	---	777,300.00	---
PAVING MANAGEMENT (Fund 0124)	18.010	3811	566,700.00	131,258.38	435,441.62	---
STATEWIDE M&R (Fund 0124)	18.010	3813	2,196,429.00	---	2,196,429.00	---
FACILITY ASSESSMENTS (Fund 0124)	18.010	3817	2,250,000.00	227,094.00	2,022,906.00	---
GRANT REIMBURSEMENT (Fund 0124)	18.045	3818	1.00	---	1.00	---
ENERGY CONSERVATION PRJ (Fund 0124)	18.010	3819	12,250,429.00	1,970,219.73	10,280,209.27	---
OPERATIONAL M&R (Fund 0124)	18.015	4033	2,946,857.00	1,338,729.25	1,608,127.75	---
CATASTROPHIC REPAIRS (Fund 0124)	18.035	4045	1.00	---	1.00	---

**STATE OF MISSOURI
SUMMARY OF APPROPRIATION ACTIVITY
GENERAL FUND - GENERAL REVENUE FUNDS
FOR THE APPROPRIATION YEAR 2008**

	H.B. No.	Appr. No.	Appropriations	Expenditures and Transfers Out	Biennial Rollovers and Reappropriations to 2009	Lapse of Appropriations
<u>Division of General Services</u>						
WORKERS' COMP & SIF TAX	05.545	3437	1,465,000.00	1,123,179.34	---	341,820.66
FLEET VEHICLE REPLACEMENT	05.115	4239	1,200,000.00	1,200,000.00	---	---
DIV OF GENERAL SERVS PS	05.100	4537	876,946.00	852,739.34	---	24,206.66
DIV OF GENERAL SERVS E&E	05.100	4539	185,824.00	177,550.08	---	8,273.92
WORKERS' COMPENSATION	05.535	4541	23,813,780.00	23,813,261.49	---	518.51
STATE PROP PRESERVE PMTS (Fund 0128)	05.110	6747	1.00	---	---	1.00
LEGAL EXPENSE FUND (Fund 0692)	05.130	1214	6,757,435.00	3,612,015.93	---	3,145,419.07
<u>Division of Personnel</u>						
DIV PERSONNEL PS	05.035	0187	2,403,341.00	2,302,289.99	---	101,051.01
DIV PERSONNEL E&E	05.035	0189	96,163.00	86,940.24	---	9,222.76
<u>Division of Purchasing and Materials Management</u>						
PURCHASING/MATRL MGMT PS	05.040	0190	1,619,511.00	1,536,959.56	---	82,551.44
PURCHASING/MATRL MGMT E&E	05.040	0193	129,839.00	76,356.32	---	53,482.68
<u>Administrative Hearing Commission</u>						
ADMIN HEARING COMM PS	05.135	7635	848,897.00	749,734.53	---	99,162.47
ADMIN HEARING COMM E&E	05.135	7636	112,937.00	98,287.00	---	14,650.00
<u>Office of Child Advocate</u>						
OFFICE CHILD ADVOCATE PS	05.140	6321	140,175.00	134,443.24	---	5,731.76
OFFICE CHILD ADVOCATE E&E	05.140	6322	30,915.00	5,409.49	---	25,505.51
<u>Governor's Council on Disability</u>						
GOV CNSL ON DISABILITY PS	05.150	6880	170,579.00	153,697.87	---	16,881.13
GOV CNSL ON DISABILITY EE	05.150	6881	37,369.00	36,244.73	---	1,124.27
<u>Missouri Ethics Commission</u>						
MO ETHICS COMM E&E	05.160	0127	318,412.00	242,745.07	---	75,666.93
MO ETHICS COMM PS	05.160	0827	869,585.00	781,600.60	---	87,984.40
ETHICS COMMISSION	13.045	3271	105,709.00	88,172.43	---	17,536.57
<u>Board of Fund Commissioners</u>						
ESCROW & RELATED EXPENSES	01.010	1323	20,682.00	20,678.35	---	3.65

DEPARTMENT OF AGRICULTURE

AGRICULTURE LEASING	13.050	1473	294,731.00	275,411.88	---	19,319.12
AGRICULTURE STATE OWNED	13.050	2437	305,441.00	305,440.16	---	0.84
APPRAISALS AND SURVEYS	17.060	2879	2,999.00	2,998.40	0.60	---
MDA OPERATIONAL M&R (Fund 0124)	18.015	0521	300,000.00	149,999.00	150,001.00	---
M&R FMRF (Fund 0124)	17.045	0698	229,275.00	88,564.35	140,710.65	---
HAZARDOUS MATERIALS (Fund 0124)	18.010	3801	40,000.00	---	40,000.00	---

Office of Director

DIRECTOR'S OFFICE PS	06.005	0233	808,433.00	784,356.61	---	24,076.39
DIRECTOR'S OFFICE E&E	06.005	0235	191,441.00	191,240.00	---	201.00
REFUND ACCOUNT	06.005	1887	3,990.00	3,856.09	---	133.91

Division of Animal Health

ANIMAL HEALTH ADMIN PS	06.070	0244	1,745,206.00	1,692,213.64	---	52,992.36
ANIMAL HEALTH ADMIN E&E	06.070	0247	541,138.00	541,119.96	---	18.04
INDEMNITIES	06.075	4388	1.00	---	---	1.00

Division of Grain Inspection and Warehousing

GRAIN REGULATORY SVS PS	06.080	0251	650,639.00	629,369.94	---	21,269.06
GRAIN REGULATORY SVS E&E	06.080	0253	102,213.00	102,213.00	---	---

Division of Plant Industries

PLANT INDUSTRIES PRGM PS	06.090	0254	1,435,442.00	1,356,652.81	---	78,789.19
GYPSY MOTH CNTRL PRGM PS	06.095	1823	14,945.00	14,497.00	---	448.00
GYPSY MOTH CNTRL PRGM E&E	06.095	1824	40,000.00	38,744.85	---	1,255.15
BOLL WEEVIL ERADICATION	06.100	2853	435,000.00	421,950.00	---	13,050.00
PLANT INDUSTRIES LAB E&E	06.090	4188	80,000.00	77,600.00	---	2,400.00
PLANT INDUSTRIES PRGM E&E	06.090	7360	320,031.00	320,031.00	---	---

Division of Weights and Measures

WEIGHTS & MEASURES PS	06.105	0260	925,353.00	873,535.22	---	51,817.78
WEIGHTS & MEASURES E&E	06.105	7361	583,230.00	583,230.00	---	---

State Milk Board

STATE MILK BOARD PS	06.130	5289	105,623.00	102,353.71	---	3,269.29
STATE MILK BOARD E&E	06.130	5290	20,625.00	20,625.00	---	---

Agric Business Development Division

AG&SMALL BUS DEV AUTH PS	06.040	0533	57,300.00	3,798.36	---	53,501.64
AGRI MISSOURI PROGRAM PS	06.030	2826	35,995.00	33,125.21	---	2,869.79
ADULT AG EDUCATION PRG	06.037	4273	400,000.00	388,000.00	---	12,000.00
AG&SMALL BUS DEV AUTH E&E	06.040	4289	28,000.00	4,703.94	---	23,296.06
AGRI BUSINESS DEV PS	06.025	5277	907,021.00	843,640.48	---	63,380.52
AGRI BUSINESS DEV E&E	06.025	5278	321,767.00	318,130.00	---	3,637.00
AGRI MISSOURI PROGRAM E&E	06.030	8828	164,585.00	159,647.00	---	4,938.00

**STATE OF MISSOURI
SUMMARY OF APPROPRIATION ACTIVITY
GENERAL FUND - GENERAL REVENUE FUNDS
FOR THE APPROPRIATION YEAR 2008**

	H.B. No.	Appr. No.	Appropriations	Expenditures and Transfers Out	Biennial Rollovers and Reappropriations to 2009	Lapse of Appropriations
<u>Missouri State Fair</u>						
STATE FAIR ADMIN PS	06.110	0269	603,030.00	603,019.45	---	10.55
STATE FAIR ADMIN E&E	14.075	0273	521,863.00	521,863.00	---	---
STATE FAIR CAMP GROUNDS	20.020	2985	1,505,902.00	1,157.65	1,504,744.00	0.35
STATE FAIR COLISEUM REPR (Fund 0124)	18.050	0647	1,099,908.00	26,326.16	1,073,581.84	---
STATE FAIR VARIOUS REPRS (Fund 0124)	18.050	0671	154,645.00	106,852.50	47,792.50	---
<u>DEPARTMENT OF ECONOMIC DEVELOPMENT</u>						
DED LEASING	13.065	1978	209,611.00	98,636.60	---	110,974.40
DED STATE OWNED	13.065	2439	217,439.00	214,633.84	---	2,805.16
DED OPERATIONAL M&R (Fund 0124)	18.015	0565	70,000.00	---	70,000.00	---
<u>Administrative Services</u>						
ADMINISTRATIVE SVS E&E	07.005	2173	94,251.00	85,588.69	---	8,662.31
ADMINISTRATIVE SVS PS	07.005	3612	454,050.00	407,417.55	---	46,632.45
<u>Economic Development Agencies</u>						
LOCAL INITIATIVES SUPPORT	07.065	0018	275,000.00	266,750.00	---	8,250.00
WORKFORCE AUTISM	07.150	0932	200,000.00	194,000.00	---	6,000.00
PUBLIC TELEVISION GRANTS	07.130	1676	95,000.00	92,150.00	---	2,850.00
MO ARTS COUNCIL E&E	07.130	2185	500,000.00	485,000.00	---	15,000.00
MARKETING PS	07.015	2376	327,202.00	274,501.65	---	52,700.35
MARKETING E&E	07.015	2377	1,116,285.00	1,115,729.14	---	555.86
SALES PS	07.015	2391	925,730.00	774,303.35	---	151,426.65
SALES E&E	07.015	2393	278,180.00	259,112.13	---	19,067.87
FINANCE PS	07.015	2407	580,821.00	562,148.06	---	18,672.94
FINANCE E&E	07.015	2410	111,240.00	109,978.35	---	1,261.65
COMPLIANCE PS	07.015	2416	170,269.00	162,922.23	---	7,346.77
COMPLIANCE E&E	07.015	2422	70,040.00	69,690.50	---	349.50
NACO CONFERENCE	14.085	3009	100,000.00	100,000.00	---	---
MO COMMUNITY SVS COMM PS	07.125	3641	39,826.00	33,322.22	---	6,503.78
MO ECO RES INFO CNTR PS	07.015	3699	140,984.00	136,756.22	---	4,227.78
MO ECO RES INFO CNTR E&E	07.015	3700	29,276.00	24,480.34	---	4,795.66
DELTA REGIONAL AUTHORITY	07.090	5933	86,000.00	77,703.00	---	8,297.00
JOB TRAINING	07.160	6325	1,980,563.00	1,921,146.00	---	59,417.00

JOB TRAINING (Fund 0169)	07.160	6234	370,183.00	370,183.00	---	---
WORKFORCE DEVELOPMENT PS (Fund 0169)	07.150	6235	191,544.00	191,543.66	---	0.34
WORKFORCE DEVELOPMENT E&E (Fund 0169)	07.150	6236	18,955.00	18,955.00	---	---
KIRKSVILLE INNOVATION CNT (Fund 0172)	07.025	0804	175,000.00	166,318.98	---	8,681.02
JOPLIN INNOVATION CENTER (Fund 0172)	07.025	0805	275,000.00	261,358.00	---	13,642.00
COLUMBIA INNOVATION CNT (Fund 0172)	07.025	0928	250,750.00	238,310.99	---	12,439.01
KC INNOVATION CNT (Fund 0172)	07.025	1801	150,000.00	142,559.00	---	7,441.00
SPRINGFIELD INNOVATION CT (Fund 0172)	07.025	3418	150,000.00	142,559.00	---	7,441.00
MO MANF EXT PARTNERSHIP (Fund 0172)	07.025	3626	2,052,089.00	1,947,877.52	---	104,211.48
MO TECH CORP-RAM PS (Fund 0172)	07.025	3697	123,600.00	123,450.00	---	150.00
WARRENSBURG INVT CNT (Fund 0172)	07.025	3774	150,000.00	142,559.00	---	7,441.00
ROLLA INNOVATION CENTER (Fund 0172)	07.025	7070	225,056.00	213,892.00	---	11,164.00
SE MO INNOVATION CENTER (Fund 0172)	07.025	7071	225,000.00	213,838.98	---	11,161.02
ST. LOUIS INNOVATION CNT (Fund 0172)	07.025	7072	500,000.00	475,197.00	---	24,803.00
MO HUMANITIES COUNCIL (Fund 0177)	07.130	7276	148,000.00	148,000.00	---	---

Regulatory Agencies

OFC OF PUBLIC COUNSEL PS	07.195	1031	642,468.00	623,313.24	---	19,154.76
OFC OF PUBLIC COUNSEL E&E	07.195	2202	193,890.00	186,305.71	---	7,584.29

**DEPARTMENT OF ELEMENTARY AND
SECONDARY EDUCATION**

DESE LEASING	13.005	1033	456,476.00	400,131.40	---	56,344.60
DESE STATE OWNED	13.005	2432	448,925.00	428,287.28	---	20,637.72
M&R FMRF (Fund 0124)	17.045	0698	2,816,514.00	1,432,866.88	1,383,647.12	---
ROOF MANAGEMENT (Fund 0124)	18.010	3808	165,000.00	---	165,000.00	---

Administration

SCHOOL FOOD SERVICES	02.025	0495	3,412,151.00	3,412,151.00	---	---
DIV OF GENERAL ADMIN PS	02.005	0537	2,281,602.00	2,213,154.00	---	68,448.00
DIV OF GENERAL ADMIN E&E	02.005	2294	89,130.00	86,456.00	---	2,674.00

Division of School Improvement

A+ SCHOOLS PROGRAM	02.090	0108	3,477,778.00	3,373,445.00	---	104,333.00
PERFORM BASED ASSESSMENT	02.095	2536	378,355.00	367,003.60	---	11,351.40
SAFE SCHOOLS PROGRAM	02.115	2538	3,122,368.00	2,975,942.14	---	146,425.86
SCHOOL IMPROVEMENT PS	02.045	4955	1,470,628.00	1,425,609.00	---	45,019.00
SCHOOL IMPROVEMENT E&E	02.045	4956	173,055.00	168,763.00	---	4,292.00
SCHOLARS ACADEMY	02.075	7646	618,460.00	599,906.00	---	18,554.00
EARLY CHILDHOOD PROGRAM	02.080	8339	73,200.00	71,004.00	---	2,196.00

**STATE OF MISSOURI
SUMMARY OF APPROPRIATION ACTIVITY
GENERAL FUND - GENERAL REVENUE FUNDS
FOR THE APPROPRIATION YEAR 2008**

	H.B. No.	Appr. No.	Appropriations	Expenditures and Transfers Out	Biennial Rollovers and Reappropriations to 2009	Lapse of Appropriations
<u>Division of Career Education</u>						
AFTER SCHOOL PROGRAMMING	02.210	2541	75,000.00	72,750.00	---	2,250.00
MARYVILLE CAREER CENTER	17.015	3491	148,546.00	148,546.00	---	---
ST JOE CAREER CENTER	17.015	3492	151,386.00	151,386.00	---	---
CAPE CAREER CENTER	17.015	3494	593,511.00	593,511.00	---	---
CAREER EDUCATION PS	02.045	4967	1,278,233.00	1,278,233.00	---	---
CAREER EDUCATION E&E	02.045	4968	164,431.00	164,431.00	---	---
ADULT ED & LITERACY	02.205	9427	4,546,657.00	4,410,257.00	---	136,400.00
<u>Division of Special Education</u>						
BOARD OPERATED PS	02.015	0015	27,685,518.00	27,685,518.00	---	---
SHELTERED WORKSHOPS	02.240	0498	20,098,625.00	20,098,624.98	---	0.02
BLIND STUDENT LITERACY	02.250	1861	245,000.00	237,648.62	---	7,351.38
BOARD OPERATED E&E	02.015	2298	14,854,011.00	14,854,011.00	---	---
COMM FOR THE DEAF E&E	02.275	2322	66,186.00	51,365.05	---	14,820.95
DFS/DMH SCHOOL PLACEMENTS	02.235	2542	2,330,731.00	2,330,731.00	---	---
APPRAISALS AND SURVEYS	17.060	2879	375.00	375.00	---	---
SPECIAL OLYMPICS	02.265	2998	100,000.00	97,000.00	---	3,000.00
FIRST STEPS	02.230	4112	14,650,703.00	14,211,181.11	---	439,521.89
SPECIAL EDUCATION PS	02.045	4973	213,061.00	206,669.00	---	6,392.00
SPECIAL EDUCATION E&E	02.045	4974	29,841.00	28,946.00	---	895.00
HIGH NEED FUND	14.015	7326	1,964,263.00	1,964,263.00	---	---
COMM FOR THE DEAF PS	02.275	9919	226,092.00	219,007.63	---	7,084.37
BW ROBINSON FIRE ALARM (Fund 0124)	18.005	0232	97,617.00	---	97,617.00	---
BW SHEPARD HVAC (Fund 0124)	18.005	0298	912,703.00	36,860.98	875,842.02	---
BOONSLICK FIRE ALARM (Fund 0124)	18.005	0299	356,236.00	9,566.03	346,669.97	---
COLLEGE VIEW FIRE ELECTR (Fund 0124)	18.005	0300	1,144,028.00	15,067.22	1,128,960.78	---
CURRENT RIVER FIRE ELECTR (Fund 0124)	18.005	0301	237,472.00	1,090.50	236,381.50	---
EW THOMPSON FIRE ELECTR (Fund 0124)	18.005	0444	413,872.00	---	413,872.00	---
GATEWAY FIRE ALARM SYS (Fund 0124)	18.005	0445	565,251.00	14,186.90	551,064.10	---
GREENE VALLEY HVAC (Fund 0124)	18.005	0482	497,603.00	9,305.70	488,297.30	---
GREENE VALLEY FIRE ELECTR (Fund 0124)	18.005	0483	428,959.00	---	428,959.00	---
LAKEVIEW WOODS PLUMBING (Fund 0124)	18.005	0488	109,692.00	4,667.16	105,024.84	---
MAPAVILLE FIRE ALARM (Fund 0124)	18.005	0489	151,312.00	7,352.71	143,959.29	---
MAPLE VALLEY FIRE ALARM (Fund 0124)	18.005	0501	85,195.00	22,833.45	62,361.55	---
MARSHALL FIRE ELECTR (Fund 0124)	18.005	0502	434,856.00	---	434,856.00	---
MARSHALL REPAIR EXTR (Fund 0124)	18.005	0503	312,570.00	90,939.29	221,630.71	---
MSD ELECTRICAL (Fund 0124)	18.005	0504	471,185.00	63,360.39	407,824.61	---

MSD OUTDOOR TRACK (Fund 0124)	18.005	0505	865,526.00	71,250.67	794,275.33	---
MSD REPAIR EXTR VARIOUS (Fund 0124)	18.005	0508	526,067.00	42,493.11	483,573.89	---
MSD REPR STARK ELECTRICAL (Fund 0124)	18.005	0509	148,179.00	---	148,179.00	---
NEVADA FIRE ELECTR (Fund 0124)	18.005	0510	332,931.00	4,535.10	328,395.90	---
NEW DAWN FIRE ELECTR (Fund 0124)	18.005	0516	470,942.00	8,394.00	462,548.00	---
OAKVIEW FIRE ELECTR (Fund 0124)	18.005	0517	362,989.00	5,508.30	357,480.70	---
SHADY GROVE FIRE ELECTR (Fund 0124)	18.005	0518	298,302.00	3,773.70	294,528.30	---
SPECIAL ACRES FIRE ELECTR (Fund 0124)	18.005	0519	165,901.00	5,241.30	160,659.70	---
DESE OPERATIONAL M&R (Fund 0124)	18.015	0520	570,000.00	249,153.74	320,846.26	---
AUTUMN HILL FIRE ALARM (Fund 0124)	18.005	1132	221,666.00	6,758.03	214,907.97	---
EMERGENCY REQUIREMENTS (Fund 0124)	18.010	3797	826.00	---	826.00	---

Division of Teacher Quality and Urban

COURT ORDERED PAYMENTS	02.010	0944	11,000,000.00	11,000,000.00	---	---
EARLY GRADE LITERACY PRGM	02.020	2535	105,000.00	101,850.00	---	3,150.00
SCHOLARSHIPS	02.125	2537	249,000.00	226,000.00	---	23,000.00
URBAN FLT & RURAL NEED EE	02.125	3619	175,000.00	157,609.28	---	17,390.72
TEACHER QUALITY/URBAN PS	02.045	4979	1,026,289.00	994,063.00	---	32,226.00
TEACHER QUALITY/URBAN E&E	02.045	4980	109,521.00	107,672.00	---	1,849.00

Division of Vocational Rehabilitation

VOCATIONAL REHAB GRANT	02.180	0506	11,716,454.00	11,716,453.97	---	0.03
INDEPENDENT LIVING CNTRS	02.190	8908	3,141,486.00	3,047,241.00	---	94,245.00

DEPARTMENT OF HIGHER EDUCATION

HIGHER EDUCATION LEASING	13.015	6087	105,878.00	95,466.64	---	10,411.36
--------------------------	--------	------	------------	-----------	-----	-----------

Higher Education Administration

COORDINATION ADMIN PS	03.005	0438	427,640.00	414,091.05	---	13,548.95
MIDWEST HIGHER ED. COMM	03.015	0459	90,000.00	90,000.00	---	---
STATE AID COMM COLLEGES	03.110	0591	96,195,044.00	93,309,193.00	---	2,885,851.00
OUT-OF-DISTRICT INSTRUCT	03.110	0802	1,175,986.00	1,140,706.00	---	35,280.00
COMM COLLEGE DEV CENTERS	03.110	0924	246,613.00	239,215.00	---	7,398.00
COORDINATION ADMIN E&E	03.005	2167	73,203.00	70,985.19	---	2,217.81
GRANT & SCHLSHP ADMIN E&E	03.005	2168	38,455.00	37,301.00	---	1,154.00
REGIONAL TECH ED CENTERS	03.110	2678	20,448,307.00	19,834,858.00	---	613,449.00
GRANT & SCHLSHP ADMIN PS	03.005	3857	70,050.00	65,035.41	---	5,014.59
VIETNAM SURVIVOR SCHLSHIP	03.065	3860	50,000.00	18,756.00	---	31,244.00
WORKFORCE UNDEREMPLOYED	03.110	3862	1,644,085.00	1,594,762.00	---	49,323.00
WORKFORCE PREPARATION	03.110	4469	14,961,443.00	14,512,600.00	---	448,843.00
PROPRIETARY SCH ADMIN PS	03.005	6293	107,648.00	102,661.81	---	4,986.19
PROPRIETARY SCH ADMIN E&E	03.005	6294	24,093.00	23,370.00	---	723.00
PUBLIC SERVICE GRANT PRGM	03.060	8349	84,710.00	63,582.00	---	21,128.00

**STATE OF MISSOURI
SUMMARY OF APPROPRIATION ACTIVITY
GENERAL FUND - GENERAL REVENUE FUNDS
FOR THE APPROPRIATION YEAR 2008**

	H.B. No.	Appr. No.	Appropriations	Expenditures and Transfers Out	Biennial Rollovers and Reappropriations to 2009	Lapse of Appropriations
<u>State Colleges and Universities</u>						
LINCOLN LAND GRANT MATCH	03.137	0150	900,000.00	873,000.00	---	27,000.00
MO KIDNEY PROGRAM	03.200	0632	4,016,774.00	3,896,271.00	---	120,503.00
STATE HISTORICAL SOCIETY	03.205	0643	1,519,561.00	1,473,974.00	---	45,587.00
INSTITUTE OF MENTAL HLTH	03.195	0644	1,839,880.00	1,784,684.00	---	55,196.00
MO STATE UNIVERSITY	03.130	0645	78,696,205.00	76,335,319.00	---	2,360,886.00
UNIVERSITY OF CENTRAL MO	03.120	0649	52,285,953.00	50,717,374.00	---	1,568,579.00
SOUTHEAST MO STATE UNIV	03.125	0650	42,580,576.00	41,303,159.00	---	1,277,417.00
TRUMAN STATE UNIVERSITY	03.140	0652	39,565,071.00	38,378,119.00	---	1,186,952.00
NORTHWEST MO STATE UNIV	03.145	0656	29,164,997.00	28,290,047.00	---	874,950.00
MO SOUTHERN ST UNIVERSITY	03.150	0659	21,463,488.00	20,819,583.00	---	643,905.00
MO WESTERN ST UNIVERSITY	03.155	0660	20,390,588.00	19,778,868.00	---	611,720.00
LINCOLN UNIVERSITY	03.135	0661	16,405,623.00	15,913,454.00	---	492,169.00
UNIV OF MO MORENET	03.175	1038	10,254,612.00	9,946,974.00	---	307,638.00
UNIV OF MISSOURI CAMPUSES	03.165	2304	394,067,223.00	382,245,206.00	---	11,822,017.00
HOSPITAL AND CLINICS	03.180	2305	13,185,079.00	12,789,527.00	---	395,552.00
MO REHABILITATION CENTER	03.185	2691	11,651,691.00	11,302,140.00	---	349,551.00
LINN STATE TECH COLLEGE	03.115	2733	4,505,737.00	4,370,565.00	---	135,172.00
HARRIS STOWE ST UNIV	03.160	3426	9,529,428.00	9,243,540.00	---	285,888.00
UMC TELEMEDICINE	03.170	3775	420,000.00	407,400.00	---	12,600.00
MSU ENGINEERING EQUIP-LAB	20.005	4246	500,000.00	---	500,000.00	---
UMR ENGINEERING EQUIP-LAB	20.010	4247	500,000.00	110,320.08	389,679.00	0.92
<u>DEPARTMENT OF HEALTH AND SENIOR SERVICES</u>						
HEALTH STATE OWNED	13.130	2453	604,754.00	564,984.15	---	39,769.85
HEALTH LEASING	13.130	4181	2,026,856.00	1,947,419.68	---	79,436.32
REFUNDS	10.635	7328	16,414.00	12,649.82	---	3,764.18
<u>Office of the Director</u>						
DIRECTOR'S OFFICE E&E	10.600	3914	42,675.00	41,395.00	---	1,280.00
DIRECTOR'S OFFICE PS	10.600	8443	1,103,036.00	1,069,944.78	---	33,091.22
<u>State Public Health Lab</u>						
PUBLIC HEALTH LAB PS	10.610	0219	1,612,086.00	1,564,611.05	---	47,474.95
PUBLIC HEALTH LAB E&E	10.610	0220	1,199,439.00	1,167,063.00	---	32,376.00
HEALTH LAB MEDICAID E&E	10.610	1929	14,882.00	14,882.00	---	---

Office of Minority Health

OFC OF MINORITY HLTH PS	10.680	7144	242,535.00	234,328.24	---	8,206.76
OFC OF MINORITY HLTH E&E	10.680	7145	515,781.00	500,027.45	---	15,753.55
MINORITY HLTH & AGING PRG	10.680	7148	165,707.00	157,102.33	---	8,604.67

Administration

ADMIN SHARED EXPENSES E&E	10.615	6805	79,336.00	51,348.51	---	27,987.49
DIVISION OF ADMIN PS	10.615	7693	445,608.00	432,081.18	---	13,526.82
DIVISION OF ADMIN E&E	10.615	7694	259,843.00	252,048.00	---	7,795.00

Missouri Health Facilities Review

MHFRC PS	10.730	4176	145,758.00	142,356.25	---	3,401.75
MHFRC E&E	10.730	4177	13,999.00	12,384.34	---	1,614.66

Division of Community and Public Health

SEXUAL ASSAULT PREV E&E	10.660	0016	1,198,025.00	1,092,429.02	---	105,595.98
HEAD INJURY SERVICES	10.660	0262	1,177,338.00	1,177,336.99	---	1.01
WIC SUPP FOOD DISTRIBUT	10.665	0479	32,100.00	2,750.00	---	29,350.00
DIV COMM&PUBLIC HLTH PS	10.650	1215	6,583,933.00	6,536,100.72	---	47,832.28
DIV COMM&PUBLIC HLTH E&E	10.650	1216	889,618.00	883,673.00	---	5,945.00
DIV COMM&PUBLIC HLTH PROG	10.660	1255	2,415,439.00	2,415,439.00	---	---
MEDICATIONS	10.660	1492	4,696,885.00	4,696,885.00	---	---
DCPH MEDICAID PS	10.650	1962	510,481.00	510,478.08	---	2.92
DCPH MEDICAID E&E	10.650	1963	66,309.00	38,024.30	---	28,284.70
DCPH PROG MEDICAID	10.660	1968	57,500.00	46,536.58	---	10,963.42
CSHCN PROG MEDICAID	10.660	1998	133,480.00	132,533.39	---	946.61
HEAD INJRY SVS MEDICAID	10.660	1999	146,947.00	146,946.02	---	0.98
UMBILICAL CRD BLOOD BK EE	10.602	3411	235,000.00	226,193.00	---	8,807.00
CORE PUBLIC HLT FUNCTIONS	10.655	3944	9,027,772.00	9,027,495.50	---	276.50
COMMUNITY FOOD PANTRY	10.667	4379	25,000.00	24,250.00	---	750.00
ALTERNATIVES TO ABORTION	10.670	4576	1,699,512.00	1,479,051.75	---	220,460.25
GENETICS PROGRAM	10.660	7731	1,037,179.00	1,037,038.69	---	140.31
CHILD W/SPECIAL NEEDS	10.660	9419	890,258.00	890,157.00	---	101.00

Division of Senior and Disability Service

NON-MEDICAID PAS E&E	10.690	0934	2,328,296.00	1,013,622.86	---	1,314,673.14
DIV SENIOR&DISABILITY PS	10.685	1258	1,258,999.00	1,207,365.43	---	51,633.57
DIV SENIOR&DISABILITY E&E	10.685	1259	616,661.00	610,717.71	---	5,943.29
KANSAS CITY SENIOR CNT	10.712	1456	119,000.00	115,429.85	---	3,570.15
CLAY COUNTY SENIOR CNT	10.712	1457	25,000.00	8,478.75	---	16,521.25
WILLIAMSVILLE SENIOR CNT	10.712	1460	25,000.00	24,194.01	---	805.99
NEW SENIOR CENTER PRJS	10.712	1461	50,000.00	48,500.00	---	1,500.00
DSDS MEDICAID PS	10.685	2009	6,077,938.00	6,068,938.57	---	8,999.43
DSDS MEDICAID E&E	10.685	2010	571,951.00	561,727.69	---	10,223.31
IN HOME SVS PGR MEDICAID	10.695	2028	152,747,230.00	152,744,269.96	---	2,960.04
HCS MEALS MEDICAID	10.705	2032	3,088,523.00	3,088,523.00	---	---
NORC	10.715	2851	150,000.00	145,500.00	---	4,500.00

**STATE OF MISSOURI
SUMMARY OF APPROPRIATION ACTIVITY
GENERAL FUND - GENERAL REVENUE FUNDS
FOR THE APPROPRIATION YEAR 2008**

	H.B. No.	Appr. No.	Appropriations	Expenditures and Transfers Out	Biennial Rollovers and Reappropriations to 2009	Lapse of Appropriations
ALZHEIMER'S SERVICE	10.700	2907	539,564.00	523,377.00	---	16,187.00
HOME & COMMUNITY SVS PRGM	10.690	3383	8,391,269.00	6,770,699.51	---	1,620,569.49
CAREGIVER TRAINING & SUP	10.702	4332	200,000.00	194,000.00	---	6,000.00
HOME & COMMNTY SVS GRANTS	10.705	4519	8,143,157.00	7,882,846.50	---	260,310.50
AAA GRANTS	10.710	4522	1,592,221.00	1,560,420.00	---	31,801.00
<u>Division of Regulation and Licensure</u>						
DIV OF REG&LICENSURE PS	10.720	1263	8,328,630.00	7,958,057.60	---	370,572.40
DIV OF REG&LICENSURE E&E	10.720	1264	1,306,477.00	1,258,744.05	---	47,732.95
DRL MEDICIAD PS	10.720	2015	1,356,040.00	1,161,834.65	---	194,205.35
DRL MEDICAID E&E	10.720	2016	127,021.00	66,447.85	---	60,573.15
<u>DEPARTMENT OF TRANSPORTATION</u>						
ELDRLY&DISAB TRAN ASSTIST	04.270	2765	2,343,732.00	2,273,420.00	---	70,312.00
TRANSIT FUNDS FOR STATE	04.260	2817	3,915,589.00	3,798,121.00	---	117,468.00
PORTS CI	17.040	2877	1,098,693.00	1,098,693.00	---	---
STATE MATCH FOR AMTRAK	04.305	4265	6,300,000.00	6,300,000.00	---	---
<u>DEPARTMENT OF LABOR AND INDUSTRIAL RELATIONS</u>						
DOLIR STATE OWNED	13.075	2440	62,746.00	62,745.08	---	0.92
APPRAISALS AND SURVEYS	17.060	2879	3,900.00	3,900.00	---	---
DOLIR LEASING	13.075	3229	7,968.00	7,968.00	---	---
DOLIR OPERATIONAL M&R (Fund 0124)	18.015	0571	120,000.00	---	120,000.00	---
M&R FMRF (Fund 0124)	17.045	0698	188,723.00	53,473.00	135,250.00	---
HAZARDOUS MATERIAL (Fund 0124)	18.010	3801	36,527.00	36,527.00	---	---
OPERATIONAL M&R (Fund 0124)	18.015	4033	53,143.00	53,142.40	0.60	---
<u>Division of Labor Standards</u>						
ON-SITE CONSULTATIONS/LS	07.825	0596	72,697.00	70,516.00	---	2,181.00
MINE SAFETY TRNG PRGM	07.830	0597	63,090.00	61,197.00	---	1,893.00
ADMINISTRATION/LS PS	07.820	0683	898,572.00	865,711.00	---	32,861.00
ADMINISTRATION/LS E&E	07.820	0685	145,414.00	142,285.56	---	3,128.44
<u>Commission on Human Rights</u>						
COMM ON HUMAN RIGHTS PS	07.905	5995	654,454.00	646,437.00	---	8,017.00
COMM ON HUMAN RIGHTS E&E	07.905	5997	19,335.00	19,138.00	---	197.00

Labor and Industrial Relations Commission

INDUSTRIAL COMMISSION PS	07.815	3092	65,392.00	63,095.00	---	2,297.00
INDUSTRIAL COMMISSION E&E	07.815	3093	11,171.00	10,927.07	---	243.93

State Board of Mediation

BOARD OF MEDIATION PS	14.106	0598	21,419.00	4,920.68	---	16,498.32
BOARD OF MEDIATION E&E	14.106	2324	6,180.00	2,304.04	---	3,875.96

DEPARTMENT OF MENTAL HEALTH

MENTAL HEALTH LEASING	13.120	0655	2,264,088.00	2,001,089.89	---	262,998.11
MENTAL HEALTH STATE OWNED	13.120	2450	472,348.00	472,346.67	---	1.33
REFUNDS	10.035	5519	77,629.00	67,190.06	---	10,438.94
OVERTIME PAY PS	10.010	7031	4,930,152.00	4,930,086.66	---	65.34
DMH OPERATIONAL M&R (Fund 0124)	18.015	0593	5,300,000.00	1,718,035.96	3,581,964.04	---
M&R FMRF (Fund 0124)	17.045	0698	21,086,268.00	10,702,664.50	10,383,603.50	---

Office of the Director

DIRECTOR'S OFFICE PS	10.005	0669	610,944.00	553,579.29	---	57,364.71
DIRECTOR'S OFFICE E&E	10.005	2043	67,608.00	67,606.34	---	1.66
STAFF TRAINING	10.030	4170	788,000.00	421,966.42	---	366,033.58
OPERATIONAL SUPPORT PS	10.025	5307	4,875,917.00	4,483,166.00	---	392,751.00
OPERATIONAL SUPPORT E&E	10.025	5310	881,651.00	838,030.28	---	43,620.72

Division of Alcohol and Drug Abuse

ADA ADOLESCENT TRMT	10.110	1906	544,535.00	9,135.38	---	535,399.62
ADA TREATMENT-MEDICAID MT	10.110	2040	5,786,695.00	5,786,693.36	---	1.64
ADA TREATMENT SVS E&E	10.110	2050	2,405,237.00	2,405,236.79	---	0.21
ADA ADMIN PS	10.100	2149	1,068,542.00	1,068,542.00	---	---
ADA ADMIN E&E	10.100	2150	41,735.00	41,735.00	---	---
PREVENTION & EDU SVS PS	10.105	2649	9,676.00	9,675.99	---	0.01
ADA TREATMENT SERVICES	10.110	4147	21,386,959.00	20,930,471.00	---	456,488.00
ADA TREATMENT SVS PS	10.110	4148	1,350,874.00	1,350,873.29	---	0.71
COMMUNITY 2000	10.105	4649	338,442.00	338,442.00	---	---

Division of Comprehensive Psychiatric Services

MEDICATION COST INCREASES	10.235	0373	10,130,145.00	10,130,144.75	---	0.25
MID MO MHC YOUTH SVS PS	10.325	0677	1,521,753.00	1,521,752.89	---	0.11
PRN NURSING POOL PS	10.205	0994	3,218,052.00	3,201,745.40	---	16,306.60
PRN NURSING POOL E&E	10.205	0995	112,098.00	112,097.85	---	0.15
ADULT COMMUNITY PRGM PS	10.210	1479	236,496.00	236,496.00	---	---
YOUTH COMMUNITY PRGM PS	10.225	1481	218,127.00	218,126.04	---	0.96
HOMELESS MENTALLY ILL	10.210	1685	481,599.00	471,104.00	---	10,495.00
CPS ADMIN PS	10.200	1844	648,242.00	648,242.00	---	---
CPS ADMIN E&E	10.200	1845	162,905.00	162,905.00	---	---
CIVIL COMM LEGAL FEES	10.215	1864	774,099.00	726,389.54	---	47,709.46

**STATE OF MISSOURI
SUMMARY OF APPROPRIATION ACTIVITY
GENERAL FUND - GENERAL REVENUE FUNDS
FOR THE APPROPRIATION YEAR 2008**

	H.B. No.	Appr. No.	Appropriations	Expenditures and Transfers Out	Biennial Rollovers and Reappropriations to 2009	Lapse of Appropriations
OA CIVIL COMM LEGAL FEES	10.215	1865	132,550.00	132,380.00	---	170.00
FORENSIC SUPPORT SVS PS	10.220	1866	710,929.00	710,929.00	---	---
FORENSIC SUPPORT SVS E&E	10.220	1867	70,946.00	70,945.81	---	0.19
ADULT COMMUNITY PRGM E&E	10.210	2052	392,842.00	385,750.00	---	7,092.00
ADULT COMMUNITY PROGRAM	10.210	2053	42,378,091.00	42,333,623.00	---	44,468.00
YOUTH COMMUNITY PRGM E&E	10.225	2056	89,265.00	89,265.00	---	---
YOUTH COMMUNITY PROGRAM	10.225	2057	13,879,753.00	13,879,753.00	---	---
FULTON STATE HOSPITAL E&E	10.300	2061	8,541,026.00	8,541,026.00	---	---
NW MO PSY REHAB CTR E&E	10.305	2063	1,612,343.00	1,612,342.88	---	0.12
STL PSY REHAB CTR E&E	10.310	2064	2,794,299.00	2,794,299.00	---	---
SW MO PSY REHAB CTR E&E	10.315	2065	524,996.00	524,993.21	---	2.79
COTTONWOOD TRMT CTR E&E	10.355	2066	307,270.00	307,270.00	---	---
HAWTHORN PSY HOSPITAL E&E	10.350	2067	1,177,342.00	1,177,342.00	---	---
METRO STL PSY CTR E&E	10.320	2068	3,322,037.00	3,314,836.00	---	7,201.00
MID MO MHC YOUTH SVS E&E	10.325	2069	427,656.00	427,656.00	---	---
ADULT COM PRG-MEDICAID MT	10.210	2070	38,547,364.00	37,454,827.77	---	1,092,536.23
YOUTH COM PRG-MEDICAID MT	10.225	2071	8,245,776.00	8,245,764.64	---	11.36
MID MISSOURI MHC E&E	10.325	2077	1,441,450.00	1,441,450.00	---	---
SOUTHEAST MO MHC E&E	10.330	2083	2,562,350.00	2,551,849.80	---	10,500.20
WEST MO MHC YOUTH SVS E&E	10.340	2088	105,676.00	105,676.00	---	---
WESTERN MO MHC E&E	10.340	2090	2,270,279.00	2,270,279.00	---	---
LOSS OF BENEFITS (NGRI)	10.240	2454	881,048.00	861,847.04	---	19,200.96
REMEDATION FUEL SPILL	17.240	2890	479,336.00	90,501.48	388,834.52	---
MSOTC RENOVATION OF WARDS	17.245	2893	1,937,877.00	135,648.29	1,802,228.71	---
SEXUAL OFFEND TRTM PS	10.345	3059	9,031,404.00	8,925,007.69	---	106,396.31
SEXUAL OFFEND TRTM EE	10.345	3060	1,977,528.00	1,977,527.69	---	0.31
WEST MO MHC YOUTH SVS PS	10.340	3909	929,330.00	929,330.00	---	---
SW MO PSY REHAB CTR PS	10.315	4157	2,312,320.00	2,312,319.77	---	0.23
HEALTHCARE TECHNOLOGY E&E	10.025	4169	283,350.00	188,924.08	---	94,425.92
SCHOOL BASE MH CLINICIONS	10.225	4352	900,000.00	899,999.41	---	0.59
FULTON ST HOSP OVERTIME	10.300	7187	1,593,865.00	1,593,865.00	---	---
NW MO PSY REHAB OVERTIME	10.305	7188	249,854.00	249,843.56	---	10.44
STL PSY REHAB OVERTIME	10.310	7190	382,926.00	382,926.00	---	---
SW MO PYS REHAB OVERTIME	10.315	7192	18,198.00	18,198.00	---	---
HAWTHORN HOSP OVERTIME	10.350	7193	119,917.00	119,917.00	---	---
COTTONWOOD TRMT OVERTIME	10.355	7195	54,302.00	52,990.41	---	1,311.59
METRO STL PSY OVERTIME	10.320	7197	86,790.00	86,790.00	---	---
MID MO MHC OVERTIME	10.325	7199	151,945.00	151,945.00	---	---

SE MO MHC OVERTIME	10.330	7201	326,536.00	326,198.65	---	337.35
WESTERN MO MHC OVERTIME	10.340	7202	994,347.00	994,317.25	---	29.75
SEXUAL OFFEND OVERTIME	10.345	7204	275,809.00	275,809.00	---	---
SEMO - PUB BLDG	10.335	7520	55,593.00	55,593.00	---	---
FULTON STATE HOSPITAL PS	10.300	9381	40,505,967.00	40,505,035.20	---	931.80
NW MO PSY REHAB CTR PS	10.305	9384	9,853,360.00	9,853,359.35	---	0.65
STL PSY REHAB CTR PS	10.310	9385	15,766,966.00	15,491,931.73	---	275,034.27
COTTONWOOD TRMT CTR PS	10.355	9386	925,539.00	909,696.02	---	15,842.98
HAWTHORN PSY HOSPTL PS	10.350	9387	5,276,915.00	5,276,914.81	---	0.19
METRO STL PSY CTR PS	10.320	9391	10,897,521.00	9,672,153.80	---	1,225,367.20
MID MISSOURI MHC PS	10.325	9393	6,386,309.00	6,386,308.14	---	0.86
SOUTHEAST MO MHC PS	10.330	9394	17,012,061.00	16,439,416.79	---	572,644.21
WESTERN MO MHC PS	10.340	9395	14,244,606.00	14,244,425.96	---	180.04
CGH SPRINKLER SYSTEM (Fund 0124)	18.105	0867	210,832.00	6,423.65	204,408.35	---
FSH FIRE ALARM SYS VAR (Fund 0124)	18.105	0869	317,891.00	34,241.72	283,649.28	---
FSH UPGRADE FIRE PROTECT (Fund 0124)	18.105	0871	1,175,830.00	89,113.00	1,086,717.00	---
FSH ELECTR RENO VARIOUS (Fund 0124)	18.105	0873	2,246,839.00	107,656.00	2,139,183.00	---
FSH EXTERIOR REPRS TUCKPT (Fund 0124)	18.105	0875	342,773.00	33,370.81	309,402.19	---
FSH REPLACE REPR ELEVATOR (Fund 0124)	18.105	0877	305,532.00	32,423.24	273,108.76	---
FSH AIR HANDLING SYS VAR (Fund 0124)	18.105	0879	112,469.00	---	112,469.00	---
HCPH REPLACE HVAC MAIN (Fund 0124)	18.105	0880	338,998.00	23,117.76	315,880.24	---
NWPRC HVAC REPAIRS VAR (Fund 0124)	18.105	0882	872,636.00	729,002.69	143,633.31	---
SEMMHC MECHANICAL RENO (Fund 0124)	18.105	0883	2,832,336.00	136,128.72	2,696,207.28	---
STLPRC REPAIR ROOF MAIN (Fund 0124)	18.105	0885	97,188.00	---	97,188.00	---
STLPRC REPLACE CHILLER (Fund 0124)	18.105	0893	814,432.00	11,087.42	803,344.58	---
STLPRC EMER GENERATOR (Fund 0124)	18.105	0894	376,433.00	6,730.50	369,702.50	---
STLPRC REPAIR STEAM LINES (Fund 0124)	18.105	0895	412,245.00	14,456.08	397,788.92	---
BBGH ROOF (Fund 0124)	18.105	1211	49,495.00	---	49,495.00	---
TCE ROOF (Fund 0124)	18.105	1322	49,495.00	---	49,495.00	---

**Division of Mental Retardation -
Developmental Disabilities**

ALBANY RC PS	10.500	0460	1,135,410.00	1,115,029.67	---	20,380.33
CENTRAL MO RC PS	10.505	0461	1,272,825.00	1,243,816.00	---	29,009.00
HANNIBAL RC PS	10.510	0462	1,432,362.00	1,402,441.16	---	29,920.84
JOPLIN RC PS	10.515	0463	1,532,281.00	1,506,686.65	---	25,594.35
KANSAS CITY RC PS	10.520	0464	2,148,541.00	2,106,671.91	---	41,869.09
KIRKSVILLE RC PS	10.525	0466	1,057,619.00	1,046,661.23	---	10,957.77
POPLAR BLUFF RC PS	10.530	0467	1,164,186.00	1,133,623.10	---	30,562.90
ROLLA RC PS	10.535	0468	1,532,490.00	1,508,195.77	---	24,294.23
SIKESTON RC PS	10.540	0469	1,177,183.00	1,091,506.20	---	85,676.80
SPRINGFIELD RC PS	10.545	0470	1,547,036.00	1,522,316.97	---	24,719.03
ST LOUIS RC PS	10.550	0471	3,913,420.00	3,893,638.60	---	19,781.40
BELLEFONTAINE HC PS	10.555	0473	15,543,393.00	15,222,149.47	---	321,243.53
HIGGINSVILLE HC PS	10.560	0474	8,438,531.00	8,318,723.19	---	119,807.81
MARSHALL HC PS	10.565	0475	17,142,454.00	16,769,376.43	---	373,077.57
NEVADA HC PS	10.570	0476	7,750,545.00	7,640,518.13	---	110,026.87

**STATE OF MISSOURI
SUMMARY OF APPROPRIATION ACTIVITY
GENERAL FUND - GENERAL REVENUE FUNDS
FOR THE APPROPRIATION YEAR 2008**

	H.B. No.	Appr. No.	Appropriations	Expenditures and Transfers Out	Biennial Rollovers and Reappropriations to 2009	Lapse of Appropriations
ST LOUIS DDTC PS	10.575	0477	16,421,288.00	16,080,233.10	---	341,054.90
SOUTHEAST MO RES SVCS PS	10.580	0478	5,007,092.00	4,912,395.92	---	94,696.08
MRDD ADMIN PS	10.400	1911	1,749,932.00	1,749,932.00	---	---
MRDD ADMIN E&E	10.400	1912	162,994.00	158,404.00	---	4,590.00
COMMUNITY PROGRAMS	10.410	1919	7,701,790.00	7,701,790.00	---	---
AUTISTIC CLIENTS	10.410	1928	7,456,919.00	7,456,918.57	---	0.43
NW COMMUNITY SERVICES PS	10.560	1937	2,541,421.00	2,541,332.81	---	88.19
COMMUNITY PRG-MEDICAID MT	10.410	2072	109,926,245.00	109,470,380.00	---	455,865.00
C&F DIRECT SP-MEDICAID MT	10.410	2073	9,284,234.00	9,284,234.00	---	---
ALBANY RC E&E	10.500	2101	165,172.00	164,178.31	---	993.69
CENTRAL MO RC E&E	10.505	2102	256,986.00	255,779.04	---	1,206.96
HANNIBAL RC E&E	10.510	2108	425,587.00	425,587.00	---	---
JOPLIN RC E&E	10.515	2111	330,032.00	321,314.89	---	8,717.11
KANSAS CITY RC E&E	10.520	2112	419,121.00	419,029.50	---	91.50
KIRKSVILLE RC E&E	10.525	2113	177,068.00	177,068.00	---	---
POPLAR BLUFF RC E&E	10.530	2115	142,838.00	142,837.87	---	0.13
ROLLA RC E&E	10.535	2116	151,266.00	149,892.29	---	1,373.71
SIKESTON RC E&E	10.540	2117	263,734.00	256,787.42	---	6,946.58
SPRINGFIELD RC E&E	10.545	2118	364,373.00	364,373.00	---	---
ST LOUIS DDTC E&E	10.575	2119	2,828,601.00	2,827,977.00	---	624.00
SOUTHEAST MO RES SVCS E&E	10.580	2120	595,464.00	595,150.04	---	313.96
ST LOUIS RC E&E	10.550	2332	403,346.00	399,541.15	---	3,804.85
BELLEFONTAINE HC E&E	10.555	2337	977,801.00	977,773.54	---	27.46
HIGGINSVILLE HC E&E	10.560	2348	929,197.00	929,196.72	---	0.28
MARSHALL HC E&E	10.565	2354	1,121,490.00	1,121,489.20	---	0.80
NEVADA HC E&E	10.570	2356	1,564,412.00	1,564,412.00	---	---
C & F DIRECTED SUPPORTS	10.410	2770	8,469,681.00	8,469,681.00	---	---
APPRAISALS AND SURVEYS	17.060	2879	60,422.00	44,863.00	15,559.00	---
BELLEFONTAINE MEDICAID EE	10.555	3036	544,087.00	544,087.00	---	---
HIGGINSVILLE MEDICAID EE	10.560	3037	50,000.00	---	---	50,000.00
MARSHALL HC MEDICAID E&E	10.565	3038	1,037,492.00	1,037,492.00	---	---
NEVADA HC MEDICAID E&E	10.570	3039	50,000.00	---	---	50,000.00
ST LOUIS DDTC MEDICAID EE	10.575	3040	50,000.00	50,000.00	---	---
SOUTHEAST MO MEDICAID E&E	10.580	3041	50,000.00	50,000.00	---	---
MRDD POOL PS	10.405	3415	2,287,470.00	2,247,721.00	---	39,749.00
MRDD POOL E&E	10.405	3416	3,316,367.00	3,015,260.63	---	301,106.37
MRDD POOL PRG	10.405	3680	50,000.00	50,000.00	---	---
MARSHALL COMM SVS PS	10.565	6033	1,845,746.00	1,845,745.77	---	0.23
MARSHALL COMM SVS E&E	10.565	6034	15,406.00	15,406.00	---	---

BELLEFONTAINE HC OVERTIME	10.555	7227	1,123,549.00	1,101,074.92	---	22,474.08
HIGGINSVILLE HC OVERTIME	10.560	7229	482,254.00	472,608.83	---	9,645.17
MARSHALL HC OVERTIME	10.565	7231	849,133.00	832,149.76	---	16,983.24
NEVADA HC OVERTIME	10.570	7233	37,497.00	36,746.79	---	750.21
ST LOUIS DDTTC OVERTIME	10.575	7234	625,398.00	625,398.00	---	---
SOUTHEAST MO RES OVERTIME	10.580	7236	319,537.00	313,146.00	---	6,391.00
MR COMMUNITY PROGRAMS PS	10.410	7426	984,258.00	931,469.86	---	52,788.14
MR COMMUNITY PROGRAMS E&E	10.410	7427	338,368.00	328,212.71	---	10,155.29
BELLEFONTAINE SPRINKLERS (Fund 0124)	18.105	0865	1,724,762.00	13,310.92	1,711,451.08	---
BENTON HALL SPRINKLERS (Fund 0124)	18.105	0866	543,588.00	13,959.62	529,628.38	---
ARC EXTERIOR RENO VARIOUS (Fund 0124)	18.105	0896	260,963.00	860.10	260,102.90	---
HHC EMERGENCY GENERATORS (Fund 0124)	18.105	0897	241,414.00	---	241,414.00	---
HHC HVAC RENO NATATORIUM (Fund 0124)	18.105	0902	93,072.00	---	93,072.00	---
JRC ELECTR RENO VARIOUS (Fund 0124)	18.105	0903	516,928.00	---	516,928.00	---
KCRC REPLACE WINDOW SEALS (Fund 0124)	18.105	0904	150,046.00	---	150,046.00	---
MHC EXTERIOR RENO VARIOUS (Fund 0124)	18.105	0922	1,880,871.00	368.72	1,880,502.28	---
MHC FIRE ALARM VARIOUS (Fund 0124)	18.105	0930	683,171.00	368.72	682,802.28	---
MHC EMERGENCY GENERATORS (Fund 0124)	18.105	0935	320,213.00	---	320,213.00	---
MHC ELECTR REPAIRS (Fund 0124)	18.105	0936	810,330.00	---	810,330.00	---
MHC WATER TREATMENT (Fund 0124)	18.105	0938	383,192.00	---	383,192.00	---
MHC REPLACE ROOF VARIOUS (Fund 0124)	18.105	0942	663,405.00	---	663,405.00	---
NHC SPRINKLER SYSTEM VAR (Fund 0124)	18.105	0997	518,752.00	16,725.90	502,026.10	---
NHC EMERGENCY GENERATORS (Fund 0124)	18.105	1007	297,223.00	31,643.00	265,580.00	---
NHC FIRE ALARM VARIOUS (Fund 0124)	18.105	1012	709,561.00	47,482.35	662,078.65	---
NHC ELECTR PANELS VARIOUS (Fund 0124)	18.105	1014	3,756,964.00	180,142.00	3,576,822.00	---
NHC REPAIR EXTERIOR (Fund 0124)	18.105	1015	163,269.00	17,187.00	146,082.00	---
NHC BYPASS WATER TOWER (Fund 0124)	18.105	1016	86,584.00	4,000.00	82,584.00	---
NWHS REPLACE CHILLER (Fund 0124)	18.105	1021	337,601.00	10,979.30	326,621.70	---
NWHC FIRE ALARM VARIOUS (Fund 0124)	18.105	1022	187,728.00	---	187,728.00	---
NWHC REPLACE ROOF VARIOUS (Fund 0124)	18.105	1023	462,797.00	9,575.40	453,221.60	---
PBRC UPGRADE ELECTR VAR (Fund 0124)	18.105	1025	142,650.00	120,395.00	22,255.00	---
PBRC REPLACE FLOOR VAR (Fund 0124)	18.105	1057	228,068.00	3,460.40	224,607.60	---
RRC FIRE ALARM SYSTEM (Fund 0124)	18.105	1058	129,584.00	---	129,584.00	---
SRC REPLACE FLOOR VARIOUS (Fund 0124)	18.105	1061	228,068.00	2,209.50	225,858.50	---
SRC REPLACE CHILLER (Fund 0124)	18.105	1063	1,298,553.00	1,019,521.00	279,032.00	---
SRC REPLACE BOILERS (Fund 0124)	18.105	1065	269,684.00	241,013.00	28,671.00	---
SRC UPGRADE ELECTRICAL (Fund 0124)	18.105	1070	929,394.00	361,511.82	567,882.18	---
SRC FIRE ALARM VARIOUS (Fund 0124)	18.105	1071	93,902.00	---	93,902.00	---
SFRC REPLACE ROOF (Fund 0124)	18.105	1074	144,524.00	---	144,524.00	---
SFRC AIR HANDLERS (Fund 0124)	18.105	1078	237,281.00	2,469.00	234,812.00	---
SFRC UPGRADE ELECTRICAL (Fund 0124)	18.105	1079	90,783.00	20,460.70	70,322.30	---
SCHC FIRE ALARM SYS VAR (Fund 0124)	18.105	1081	699,223.00	34,601.32	664,621.68	---
SCHC REPLACE ROOF (Fund 0124)	18.105	1082	522,190.00	21,331.08	500,858.92	---
SCHC REPLACE HVAC (Fund 0124)	18.105	1086	330,766.00	---	330,766.00	---
HHC WATER&SEWER (Fund 0124)	18.105	1212	803,922.00	34,566.53	769,355.47	---
NHC DEAERATOR&POWER PLANT (Fund 0124)	18.105	1213	207,040.00	21,968.72	185,071.28	---
HAZARDOUS MATERIAL (Fund 0124)	18.010	3801	120,500.00	46,146.49	74,353.51	---

**STATE OF MISSOURI
SUMMARY OF APPROPRIATION ACTIVITY
GENERAL FUND - GENERAL REVENUE FUNDS
FOR THE APPROPRIATION YEAR 2008**

	H.B. No.	Appr. No.	Appropriations	Expenditures and Transfers Out	Biennial Rollovers and Reappropriations to 2009	Lapse of Appropriations
ROOF MANAGEMENT (Fund 0124)	18.010	3808	57,700.00	---	57,700.00	---
PAVING MANAGEMENT (Fund 0124)	18.010	3811	70,000.00	---	70,000.00	---
ENERGY CONSERVATION PRJ (Fund 0124)	18.010	3819	59.00	---	59.00	---
<u>DEPARTMENT OF NATURAL RESOURCES</u>						
MINORITY SCHOLARSHIPS	06.400	0811	32,964.00	30,000.00	---	2,964.00
DNR STATE OWNED	13.060	2438	322,785.00	322,785.00	---	---
DNR LEASING	13.060	4305	274,694.00	272,338.31	---	2,355.69
M&R FMRF (Fund 0124)	17.045	0698	383,347.00	366,642.68	16,704.32	---
HAZARDOUS MATERIAL (Fund 0124)	18.010	3801	25,000.00	---	25,000.00	---
<u>Department Operations</u>						
DEPT OPERATIONS PS	06.200	1804	904,120.00	847,244.08	---	56,875.92
DEPT OPERATIONS E&E	06.200	1807	151,550.00	147,003.00	---	4,547.00
<u>Water Resources Center</u>						
WATER RESOURCES PS	06.215	5245	991,645.00	989,998.17	---	1,646.83
WATER RESOURCES E&E	06.215	5246	1,463,927.00	1,411,568.33	---	52,358.67
<u>Division of Environmental Quality</u>						
SOLID WASTE FORFEITURES	06.265	4303	94,123.00	23,916.92	---	70,206.08
WATER PROTECTION PRG PS	06.215	7172	375,580.00	363,793.09	---	11,786.91
WATER PROTECTION PRG E&E	06.215	7176	1,436,280.00	1,427,337.00	---	8,943.00
SOLID WASTE FORFEITURES (Fund 0198)	06.265	4304	141,599.00	2,900.00	---	138,699.00
<u>Division of Geology and Land Survey</u>						
DGLS OPERATION PS	06.215	2395	713,916.00	686,422.38	---	27,493.62
DGLS OPERATION E&E	06.215	2396	205,682.00	201,108.86	---	4,573.14
DNR DGLS OPERATIONAL M&R (Fund 0124)	18.015	0522	30,000.00	8,934.20	21,065.80	---
DGLS EMER GENERATOR (Fund 0124)	18.055	0686	164,128.00	---	164,128.00	---
<u>Division of State Parks</u>						
HISTORICAL EXHIBIT E&E	06.365	3348	50,000.00	48,498.56	---	1,501.44
<u>Field Services Division</u>						
FIELD SERVICES PS	06.215	1817	3,090,906.00	2,997,601.07	---	93,304.93
FIELD SERVICES E&E	06.215	1818	711,020.00	658,459.37	---	52,560.63

DEPARTMENT OF PUBLIC SAFETY

M&R GR	17.045	0700	196,509.00	196,509.00	---	---
PUBLIC SAFETY STATE OWNED	13.080	2444	259,248.00	259,246.26	---	1.74
PUBLIC SAFETY LEASING	13.080	6075	307,888.00	307,887.28	---	0.72
M&R FMRF (Fund 0124)	17.045	0698	3,006,735.00	2,706,050.19	300,684.81	---
PAVING MANAGEMENT (Fund 0124)	18.010	3811	363,300.00	---	363,300.00	---

Office of the Director

DIRECTOR ADMIN PS	08.005	1097	1,089,660.00	906,142.73	---	183,517.27
MPS OFCR MEDAL VALOR EE	08.075	2992	5,000.00	1,846.89	---	3,153.11
INTERNET SEX CRM TSF GNTS	08.030	3231	1,000,000.00	958,773.40	---	41,226.60
INTERNET SEX CRM EQ GRANT	08.030	3769	250,000.00	60,021.73	---	189,978.27
PUBLIC AWARENESS GRANTS	08.030	4275	150,000.00	150,000.00	---	---
REGIONAL CRIME LABS	08.050	4764	75,029.00	72,778.00	---	2,251.00
DIRECTOR ADMIN E&E	08.005	8094	185,536.00	146,657.37	---	38,878.63

Division of Fire Safety

F S ADMIN PS	08.165	1103	1,772,068.00	1,771,571.98	---	496.02
F S ADMIN E&E	08.165	1107	409,580.00	409,579.48	---	0.52
FIREFIGHTER TRAINING	08.170	7496	315,908.00	306,429.06	---	9,478.94

Capitol Police

CAPITOL POLICE PS	08.080	3300	1,482,178.00	1,432,934.17	---	49,243.83
CAPITOL POLICE E&E	08.080	3301	287,240.00	158,622.64	---	128,617.36

State Highway Patrol

SHP TECHNICAL SERVICE PS	08.130	0628	397,807.00	373,946.74	---	23,860.26
SHP ENFORCEMENT PS	08.095	1134	7,786,646.00	7,761,864.54	---	24,781.46
SHP ENFORCEMENT E&E	08.095	1139	783,574.00	783,128.82	---	445.18
STATE HIGHWAY PATROL	13.090	2006	36,977.00	36,977.00	---	---
SHP TECHNICAL SERVICE E&E	08.130	2283	63,312.00	63,167.17	---	144.83
GASOLINE PURCHASE	08.100	2335	299,406.00	299,406.00	---	---
SHP ACADEMY PS	08.115	2338	4,584.00	---	---	4,584.00
SHP NON HWY DUTIES PS	08.095	4336	1,706,126.00	1,609,695.67	---	96,430.33
SHP NON HWY DUTIES E&E	08.095	4337	290,000.00	283,847.47	---	6,152.53
CRIME LABS PS	08.110	4342	1,711,452.00	1,497,360.56	---	214,091.44
CRIME LABS E&E	08.110	4343	566,206.00	554,809.16	---	11,396.84
FRINGE BENEFITS PS	08.090	4344	5,610,913.00	5,544,130.64	---	66,782.36
FRINGE BENEFITS E&E	08.090	4347	698,666.00	507,207.43	---	191,458.57
SHP ADMIN E&E	08.085	4368	16,279.00	---	---	16,279.00
SHP ADMIN PS	08.085	6327	24,129.00	23,290.01	---	838.99
DPS HP OPERATIONAL M&R (Fund 0124)	18.015	0581	415,000.00	143,669.57	271,330.43	---
ENERGY CONSERVATION PRJ (Fund 0124)	18.010	3819	119,638.00	117,948.37	1,689.63	---

**STATE OF MISSOURI
SUMMARY OF APPROPRIATION ACTIVITY
GENERAL FUND - GENERAL REVENUE FUNDS
FOR THE APPROPRIATION YEAR 2008**

	H.B. No.	Appr. No.	Appropriations	Expenditures and Transfers Out	Biennial Rollovers and Reappropriations to 2009	Lapse of Appropriations
<u>Division of Liquor Control</u>						
REFUND UNUSED STICKERS	08.160	1161	18,000.00	13,947.50	---	4,052.50
ALCOHOL & TOBACCO CNTR PS	08.155	5283	2,298,096.00	2,291,324.98	---	6,771.02
ALCOHOL & TOBACCO CNTR EE	08.155	5284	495,729.00	495,721.26	---	7.74
<u>Missouri State Water Patrol</u>						
STATE WATER PATROL PS	08.145	1171	5,090,945.00	5,090,945.00	---	---
STATE WATER PATROL E&E	08.145	1175	942,090.00	942,021.75	---	68.25
DPS WP OPERATIONAL M&R (Fund 0124)	18.015	0587	30,000.00	13,884.24	16,115.76	---
<u>Adjutant General</u>						
NG STATEWIDE SUPPORT	17.185	0759	420,341.00	191,232.61	229,108.39	---
NG ST CHARLES ARMORY	17.215	0761	487,468.00	---	487,468.00	---
NG ALBANY ARMORY	17.210	0769	26,928.00	26,928.00	---	---
NG SPRINGFIELD AVCRAD	17.205	0774	703,552.00	210,416.95	493,135.05	---
A G ADMIN PS	08.250	1226	1,221,806.00	1,179,364.02	---	42,441.98
A G ADMIN E&E	08.250	1228	148,387.00	144,265.67	---	4,121.33
A G FIELD SUPPORT PS	08.265	1229	725,674.00	687,610.14	---	38,063.86
A G FIELD SUPPORT E&E	08.265	1231	360,569.00	350,728.69	---	9,840.31
DPS-ADJ GEN INSTIT	13.100	3665	705,488.00	705,488.00	---	---
A G AIR SEARCH & RESCUE	08.290	3984	16,978.00	16,469.00	---	509.00
CONTRACT SERVICES PS	08.285	4502	493,707.00	454,395.79	---	39,311.21
CONTRACT SERVICES E&E	08.285	4503	87,408.00	86,466.00	---	942.00
DPS NG OPERATIONAL M&R (Fund 0124)	18.015	0589	1,380,000.00	348,449.30	1,031,550.70	---
CAPE ARMORY RENO (Fund 0124)	18.090	0688	1,181,824.00	105,816.42	1,076,007.58	---
CLINTON ARMORY RENO (Fund 0124)	18.090	0689	387,468.00	19,802.30	367,665.70	---
FREDERICKTOWN ARMORY RENO (Fund 0124)	18.090	0724	755,407.00	680,343.87	75,063.13	---
IKE SKELTON MASONRY REPRS (Fund 0124)	18.090	0743	999,873.00	50,686.59	949,186.41	---
JACKSON ARMORY RENO (Fund 0124)	18.090	0744	538,086.00	8,294.74	529,791.26	---
JOPLIN ARMORY INTERIOR (Fund 0124)	18.090	0745	847,562.00	6,414.92	841,147.08	---
MARYVILLE ELECTR RENO (Fund 0124)	18.090	0755	134,830.00	37,284.00	97,546.00	---
<u>State Emergency Management Agency</u>						
A G SEMA PS	08.295	1237	1,324,218.00	1,284,482.50	---	39,735.50
A G SEMA E&E	08.295	1241	416,869.00	413,569.00	---	3,300.00
SEMA GRANT	08.305	3299	4,990,500.00	4,990,447.72	---	52.28

Missouri Veterans' Commission

VETERANS HOMES PS	08.185	2340	11,901,004.00	11,548,192.72	---	352,811.28
VETERANS HOMES E&E	08.185	2341	16,076,209.00	15,589,674.00	---	486,535.00
UNPROGRAMMED	18.010	3803	50,000.00	32,622.00	17,378.00	---
VETERANS HOMES OVERTIME	08.185	7109	4,373.00	3,712.63	---	660.37
ADMIN & SERVICES PS	08.175	8734	2,078,011.00	2,010,887.41	---	67,123.59
ADMIN & SERVICE E&E	08.175	8736	342,323.00	332,841.26	---	9,481.74
DPS VC OPERATIONAL M&R (Fund 0124)	18.015	0588	400,000.00	192,950.00	207,050.00	---
EMERGENCY REQUIREMENTS (Fund 0124)	18.010	3797	16,483.00	16,483.00	---	---
CAMERON VH REPLACE ROOF (Fund 0124)	18.085	4061	1,266,802.00	368.72	1,266,433.28	---
MEXICO VH REPLACE ROOF (Fund 0124)	18.085	4062	255,230.00	27,111.00	228,119.00	---
MEXICO VH NURSE CALL SYS (Fund 0124)	18.085	4063	137,958.00	24.57	137,933.43	---
MEXICO VH HVAC RENO (Fund 0124)	18.085	4064	721,590.00	320,806.42	400,783.58	---
STL VH HVAC REPRS (Fund 0124)	18.085	4065	828,449.00	726,911.53	101,537.47	---

DEPARTMENT OF REVENUE

REVENUE STATE OWNED	13.020	2434	540,354.00	511,039.02	---	29,314.98
REVENUE LEASING	13.020	6090	1,002,308.00	1,001,788.19	---	519.81
REVENUE STATE OWNED (Fund 0124)	13.020	2637	1,803,229.00	1,803,228.98	---	0.02

Legal Services

LEGAL SERV PS	04.005	1739	1,744,136.00	1,692,196.67	---	51,939.33
LEGAL SERV E&E	04.005	1740	181,985.00	137,827.85	---	44,157.15
HWY COLL LEGAL SERV PS	04.005	1766	1,307,042.00	1,230,536.82	---	76,505.18

Fiscal Services

POSTAGE	04.010	0075	3,059,238.00	2,944,099.25	---	115,138.75
FISCAL SERV PS	04.005	1751	8,147,892.00	7,337,639.43	---	810,252.57
FISCAL SERV E&E	04.005	1752	2,145,204.00	1,897,464.29	---	247,739.71
HWY COLL FISCAL SERV PS	04.005	1768	580,144.00	562,739.99	---	17,404.01
HWY COLL POSTAGE	04.005	1770	1,389,903.00	1,351,301.00	---	38,602.00
FISCAL-MAIL CONSOL PS	04.015	4240	428,027.00	415,011.89	---	13,015.11
HWY COLL-MAIL CONSOL E&E	04.015	4241	4,875.00	---	---	4,875.00
HWY COLL-MAIL CONSOL PS	04.015	4251	213,554.00	207,107.68	---	6,446.32
FISCAL SERV PS (Fund 0169)	04.005	3646	23,662.00	18,566.83	---	5,095.17
FISCAL SERV E&E (Fund 0169)	04.005	3647	2,599,841.00	1,960,425.36	---	639,415.64

Customer Services - MVDL

CS MV-DL-CAB PS	04.005	1710	278,100.00	265,487.38	---	12,612.62
CS MV-DL-CAB E&E	04.005	1711	1,491,449.00	1,456,739.74	---	34,709.26
HWY COLL CS MV-DL-CAB PS	04.005	1762	5,880,564.00	5,608,347.90	---	272,216.10
HWY COLL CS MV-DL-CAB E&E	04.005	1763	4,685,072.00	4,193,795.38	---	491,276.62
EMBLEM USE FEE DISTRIB	04.055	3693	1,000.00	350.00	---	650.00

**STATE OF MISSOURI
SUMMARY OF APPROPRIATION ACTIVITY
GENERAL FUND - GENERAL REVENUE FUNDS
FOR THE APPROPRIATION YEAR 2008**

	H.B. No.	Appr. No.	Appropriations	Expenditures and Transfers Out	Biennial Rollovers and Reappropriations to 2009	Lapse of Appropriations
<u>Customer Services - Taxation</u>						
DELINQUENT COLLECTN FEES	04.025	0096	3,880,000.00	3,380,162.06	---	499,837.94
GR REFUNDS (REG)	04.060	1243	1,300,000,000.00	1,257,997,366.30	---	42,002,633.70
CUST SERV TAX PS	04.005	1691	12,357,965.00	11,504,044.46	---	853,920.54
CUST SERV TAX E&E	04.005	1692	2,656,345.00	2,517,630.98	---	138,714.02
CUST SERV TAX MTC DUES EE	04.005	1695	163,001.00	163,000.00	---	1.00
HWY COLL CS TAX PS	04.005	1760	404,364.00	359,251.59	---	45,112.41
HOMESTEAD PRESV CREDIT	04.045	2039	1,085,347.00	1,055,643.47	---	29,703.53
COUNTY STOCK INSUR TAX	04.100	2705	834,950.00	834,944.21	---	5.79
COUNTY FILING FEES	04.030	7024	200,000.00	191,764.50	---	8,235.50
DEBT OFFSET TAX CREDITS	04.105	7323	250,000.00	227,342.02	---	22,657.98
<u>State Tax Commission</u>						
STATE TAX COMMISSION PS	04.020	0083	2,645,263.00	2,527,445.98	---	117,817.02
ASSESSMENT MAINTENANCE	04.035	1044	19,020,668.00	18,720,700.07	---	299,967.93
STATE TAX COMMISSION E&E	04.020	2138	319,315.00	311,677.46	---	7,637.54
ASSESSOR CERTIFICATION	04.040	3091	77,112.00	75,044.32	---	2,067.68
AG LAND USE STUDY E&E	04.020	3460	5,000.00	4,850.00	---	150.00
<u>DEPARTMENT OF SOCIAL SERVICES</u>						
SOCIAL SERVICES LEASING	13.135	1434	11,122,406.00	10,430,451.97	---	691,954.03
SOCIAL SRVS STATE OWNED	13.135	2461	6,302,914.00	6,301,464.11	---	1,449.89
M&R FMRF (Fund 0124)	17.045	0698	424,168.00	81,732.51	342,435.49	---
SOCIAL SRVS STATE OWNED (Fund 0169)	13.135	2655	408,704.00	408,545.97	---	158.03
<u>Office of the Director</u>						
OFFICE OF DIRECTOR PS	11.005	4333	430,943.00	417,319.28	---	13,623.72
OFFICE OF DIRECTOR E&E	11.005	4334	46,446.00	44,561.07	---	1,884.93
FIELD & LINE TRAINING	11.030	6793	178,125.00	172,777.66	---	5,347.34
HUMAN RESOURCE CENTER PS	11.025	9948	348,605.00	325,468.69	---	23,136.31
HUMAN RESOURCE CENTER E&E	11.025	9949	24,692.00	23,950.34	---	741.66
OFFICE OF DIRECTOR PS (Fund 0169)	11.005	3577	46,022.00	45,964.21	---	57.79
OFFICE OF DIRECTOR E&E (Fund 0169)	11.005	3590	16,480.00	16,478.22	---	1.78
<u>Division of Budget and Finance</u>						
DELINQUENT CHLIDREN	11.050	0738	3,302,000.00	2,484,608.00	---	817,392.00
BUDGET & FINANCE PS	11.035	3314	1,833,807.00	1,741,444.14	---	92,362.86
BUDGET & FINANCE E&E	11.035	3316	184,506.00	95,570.35	---	88,935.65

Division of General Services

MAIL CENTER CONSOL PS	11.010	4222	220,251.00	213,094.92	---	7,156.08
MAIL CENTER CONSOL E&E	11.010	4224	111,213.00	107,877.00	---	3,336.00
GENERAL SERVICES PS	11.055	6349	789,343.00	689,578.77	---	99,764.23
GENERAL SERVICES E&E	11.055	6350	27,687.00	25,939.27	---	1,747.73
DSS DGS OPERATIONAL M&R (Fund 0124)	18.015	0603	120,000.00	25.00	119,975.00	---
PHFRC REPLACE CHILLER (Fund 0124)	18.110	1087	1,296,175.00	8,205.88	1,287,969.12	---
GENERAL SERVICES PS (Fund 0169)	11.055	3591	62,288.00	55,643.64	---	6,644.36
MAIL CENTER CONSOL PS (Fund 0169)	11.010	4220	10,401.00	10,384.08	---	16.92

Division of Legal Services

LEGAL SERVICES PS	11.060	6353	1,839,000.00	1,776,604.64	---	62,395.36
LEGAL SERVICES E&E	11.060	6354	201,065.00	195,023.46	---	6,041.54
LEGAL SERVICES PS (Fund 0169)	11.060	2790	161,166.00	161,164.02	---	1.98

Family Support Division

DOMESTIC VIOLENCE	11.160	0766	4,750,000.00	4,574,759.25	---	175,240.75
YOUTH MENTORING	11.100	0797	300,000.00	291,000.00	---	9,000.00
ADULT SUPPLEMENTATION	11.115	1403	100,000.00	83,370.00	---	16,630.00
SUPPLEMENTAL NURSING CARE	11.120	2423	25,807,581.00	25,504,955.00	---	302,626.00
MO SUPP FOOD STAMP PRG	11.086	3043	3,000,000.00	---	---	3,000,000.00
REFUGEE ASSISTANCE	11.130	3069	200,000.00	194,000.00	---	6,000.00
BLIND ADMIN PS	11.165	3401	58,583.00	56,738.81	---	1,844.19
TEMPORARY ASSISTANCE	11.110	3596	17,287,706.00	17,287,706.00	---	---
CSE COUNTY REIMBURSEMENT	11.190	3689	3,277,375.00	3,179,054.00	---	98,321.00
EBT E&E	11.085	5255	4,091,575.00	3,977,710.11	---	113,864.89
COMMUNITY PARTNERSHIP PS	11.100	5650	90,412.00	87,696.99	---	2,715.01
COMMUNITY PARTNERSHIP	11.100	5651	727,500.00	701,681.69	---	25,818.31
MO MENTORING PARTNERSHIP	11.100	5823	606,844.00	582,824.18	---	24,019.82
CSE FIELD STAFF/OPS PS	11.175	6260	1,625,365.00	1,549,793.49	---	75,571.51
CSE FIELD STAFF/OPS E&E	11.175	6261	3,944,239.00	3,944,162.20	---	76.80
FAMILY SUPPORT ADMIN PS	11.065	6269	788,565.00	747,071.03	---	41,493.97
FAMILY SUPPORT ADMIN E&E	11.065	6270	297,449.00	288,517.60	---	8,931.40
IM FIELD STAFF/OPS PS	11.070	6280	25,267,951.00	24,437,647.38	---	830,303.62
IM FIELD STAFF/OPS E&E	11.070	6281	290,025.00	281,309.62	---	8,715.38
FAMILY SUP STAFF TRNG	11.080	6290	372,276.00	361,106.66	---	11,169.34
PHYSICIANS	11.455	8196	170,127,462.00	163,365,385.30	---	6,762,076.70
FAMIS	11.095	9325	2,262,971.00	2,195,082.00	---	67,889.00
PRIVATIZATION COLLECTIONS (Fund 0169)	11.180	0748	510,000.00	272,412.40	---	237,587.60
CSE MEDIATION E&E (Fund 0169)	11.175	0931	615,000.00	552,800.00	---	62,200.00
IM FIELD STAFF/OPS PS (Fund 0169)	11.070	0939	1,371,826.00	370,547.34	---	1,001,278.66
IM FIELD STAFF/OPS E&E (Fund 0169)	11.070	0958	185,946.00	184,667.83	---	1,278.17
MULTI COUNTY SERVICE CTRS (Fund 0169)	11.185	1410	653,000.00	653,000.00	---	---
CSE FIELD STAFF/OPS PS (Fund 0169)	11.175	6267	5,390,523.00	4,655,307.67	---	735,215.33
CSE FIELD STAFF/OPS E&E (Fund 0169)	11.175	6268	1,182,523.00	1,168,984.90	---	13,538.10
FAMILY SUPPORT ADMIN PS (Fund 0169)	11.065	6275	1,321,226.00	1,282,840.13	---	38,385.87
FAMILY SUPPORT ADMIN E&E (Fund 0169)	11.065	6276	136,683.00	136,345.76	---	337.24

**STATE OF MISSOURI
SUMMARY OF APPROPRIATION ACTIVITY
GENERAL FUND - GENERAL REVENUE FUNDS
FOR THE APPROPRIATION YEAR 2008**

	H.B. No.	Appr. No.	Appropriations	Expenditures and Transfers Out	Biennial Rollovers and Reappropriations to 2009	Lapse of Appropriations
<u>Children's Division</u>						
RESIDENTIAL TREATMENT SVS	11.240	0032	34,552,981.00	34,552,981.00	---	---
CASE MANAGEMENT CONTRACTS	11.245	1050	14,644,301.00	14,189,813.37	---	454,487.63
CASE MGMT INTERVENTION	11.245	1089	500,000.00	297,597.92	---	202,402.08
CHILD ASSESSMENT CENTERS	11.265	1386	1,098,952.00	1,065,983.00	---	32,969.00
CHILDREN'S PROGRAM POOL	11.260	1735	6,423,374.00	4,537,120.19	---	1,886,253.81
CHILD ABUSE PREVENTION	11.235	1792	300,000.00	291,000.00	---	9,000.00
CHILD WELFARE PREVENTION	11.235	3448	1,600,000.00	1,292,140.54	---	307,859.46
CRISIS NURSERY	11.230	3449	1,350,000.00	651,280.65	---	698,719.35
PURCHASE OF CHILD CARE	11.290	3592	71,837,311.00	69,682,192.00	---	2,155,119.00
PSYCHIATRIC DIVERSION	11.270	3603	6,346,361.00	6,346,361.00	---	---
TEEN CRISIS CARE	11.230	3615	400,000.00	267,132.88	---	132,867.12
ADOPTION RESOURCE CENTERS	11.252	4354	200,000.00	194,000.00	---	6,000.00
FOSTER CARE	11.240	4856	23,025,344.00	23,025,344.00	---	---
CHILDREN'S TREATMENT SVS	11.230	4861	6,576,191.00	6,378,905.00	---	197,286.00
ADOP/GUARDIANSHIP SUBSIDY	11.250	5701	55,602,020.00	55,602,020.00	---	---
CHILDREN'S ADMIN PS	11.210	6292	1,051,183.00	966,996.58	---	84,186.42
CHILDREN'S ADMIN E&E	11.210	6295	89,887.00	87,578.97	---	2,308.03
CHILD FIELD STAFF/OPS PS	11.215	6301	26,426,965.00	25,589,202.23	---	837,762.77
CHILD FIELD STAFF/OPS E&E	11.215	6302	1,145,752.00	1,109,694.77	---	36,057.23
CHILDREN'S STAFF TRNG	11.225	6307	1,161,650.00	1,097,022.57	---	64,627.43
TRANSITIONAL LIVING	11.255	6867	1,690,790.00	1,690,790.00	---	---
CHILD WELFARE ACCREDIT PS	11.220	6962	3,769,302.00	3,361,157.52	---	408,144.48
CHILD WELFARE ACCREDIT EE	11.220	6963	2,436,677.00	2,343,017.52	---	93,659.48
<u>Division of Youth Services</u>						
JUVENILE COURT DIVERSION	11.305	0225	3,767,880.00	3,464,567.29	---	303,312.71
ADMIN SERVICES PS	11.295	1421	1,375,769.00	1,292,486.58	---	83,282.42
ADMIN SERVICES E&E	11.295	1422	169,462.00	152,903.00	---	16,559.00
YOUTH TREATMENT PRGM PS	11.300	1743	33,173,794.00	32,298,414.87	---	875,379.13
YOUTH TREATMENT PRGM E&E	11.300	1744	1,614,497.00	1,571,867.61	---	42,629.39
DYS WE SEARS WATER SYS	20.065	4152	428,482.00	---	428,482.00	---
YOUTH TRT PRG OVERTIME PS	11.300	4328	1,078,309.00	1,017,910.34	---	60,398.66
DSS DYS OPERATIONAL M&R (Fund 0124)	18.015	0604	440,000.00	65,321.62	374,678.38	---
BYC REPAIR EXTERIOR (Fund 0124)	18.110	1091	153,239.00	---	153,239.00	---
CAYC FIRE ALARM (Fund 0124)	18.110	1093	65,248.00	---	65,248.00	---
DWYC FIRE ALARM SYS VAR (Fund 0124)	18.110	1095	69,528.00	69,330.00	198.00	---

FSTC SECURITY HVAC (Fund 0124)	18.110	1096	194,757.00	49,887.17	144,869.83	---
GGYC REPAIR LAGOON (Fund 0124)	18.110	1098	119,878.00	---	119,878.00	---
HTC AIR CONDITIONING RENO (Fund 0124)	18.110	1099	118,131.00	9,092.50	109,038.50	---
MHYC FIRE ALARM SYS VAR (Fund 0124)	18.110	1100	87,613.00	7,217.63	80,395.37	---
MHYC REPLACE STAIRTOWERS (Fund 0124)	18.110	1101	176,812.00	---	176,812.00	---
SOTC FIRE ALARM SYS VAR (Fund 0124)	18.110	1102	52,248.00	---	52,248.00	---
SOTC EMERGENCY GENERATOR (Fund 0124)	18.110	1104	111,569.00	860.65	110,708.35	---
WESYC EMERGENCY GENERATOR (Fund 0124)	18.110	1105	138,756.00	---	138,756.00	---
WMYC FIRE SAFETY IMPROVE (Fund 0124)	18.110	1106	203,407.00	961.00	202,446.00	---
WMYC REPLACE ROOF VARIOUS (Fund 0124)	18.110	1108	261,586.00	961.00	260,625.00	---
DYS MAINTENANCE & REPAIR (Fund 0124)	11.020	3410	78,794.00	---	---	78,794.00
EMERGENCY REQUIREMENTS (Fund 0124)	18.010	3797	2,991.00	2,990.35	0.65	---

MO HealthNet Division

WOMEN & MINORITY OUTREACH	11.415	1389	546,125.00	529,741.00	---	16,384.00
HOSPITAL CARE	11.495	1432	46,804,796.00	46,804,796.00	---	---
INFORMATION SYSTEMS	11.430	1438	5,697,417.00	5,526,494.00	---	170,923.00
MANAGED CARE	11.480	1783	209,065,144.00	209,065,144.00	---	---
HOME HEALTH-PACE	11.470	1797	4,387,127.00	3,943,759.75	---	443,367.25
PHARMACY	11.440	2525	168,332,859.00	97,921,679.81	---	70,411,179.19
CHILDREN'S HLTH INS PRGM	11.520	2866	27,004,255.00	20,342,170.48	---	6,662,084.52
WHEELCHAIR BATTERIES&ACC	11.475	3054	2,153,835.00	1,580,398.37	---	573,436.63
HC HOME ENROLLMENT E&E	11.435	3772	1,367,636.00	---	---	1,367,636.00
FQHC GRANTS	17.250	4197	60,000,000.00	13,503,047.64	46,496,952.36	---
INSURANCE PREMIUM OFFSET	11.525	4252	5,000,000.00	---	---	5,000,000.00
RURAL HEALTH CLINICS	11.507	4374	530,000.00	514,100.00	---	15,900.00
HEALTH CARE ACCESS	11.515	4511	828,318.00	546,769.65	---	281,548.35
FQHC DISTRIBUTION	11.505	4868	9,000,000.00	8,730,000.00	---	270,000.00
NON-EMERGENCY TRANSPORT	11.475	5928	12,014,168.00	11,267,056.92	---	747,111.08
DESE SERVICES	11.565	6225	69,954.00	69,954.00	---	---
MEDICAL SVS ADMIN PS	11.400	6376	3,304,857.00	3,188,336.02	---	116,520.98
MEDICAL SVS ADMIN E&E	11.400	6377	1,165,178.00	1,132,341.00	---	32,837.00
STATE MEDICAL	11.570	6382	26,844,059.00	26,844,059.00	---	---
NURSING FACILITIES	11.470	6472	157,886,938.00	141,336,242.92	---	16,550,695.08
PHARMACY PROGRAM MGMT	11.410	6764	2,301,123.00	2,203,901.63	---	97,221.37
PHARMACY-MED D-CLAWBACK	11.440	7238	196,269,134.00	169,014,557.62	---	27,254,576.38
DENTAL	11.460	8198	2,891,464.00	2,891,464.00	---	---
PREMIUM PAYMENTS	11.465	8200	57,266,635.00	52,929,561.70	---	4,337,073.30
REHAB & SPECIALTY SVS	11.475	8204	55,492,444.00	55,458,606.23	---	33,837.77
HOSPITAL CARE (Fund 0108)	11.495	0048	32,483,522.00	32,483,522.00	---	---
MEDICAID SUPP POOL (Fund 0108)	11.575	0237	324,719.00	---	---	324,719.00
NURSING FACILITIES (Fund 0108)	11.470	0779	58,516,478.00	58,516,478.00	---	---
MO HEALTHNET ADMIN E&E (Fund 0108)	14.200	3045	94,756.00	61,736.77	---	33,019.23
MANAGED CARE (Fund 0142)	11.480	0198	109,065,009.00	95,065,009.00	---	14,000,000.00
MEDICAID SUPP POOL (Fund 0142)	11.575	0214	1.00	---	---	1.00
HOSPITAL CARE (Fund 0142)	11.495	0776	115,267,390.00	115,267,390.00	---	---
FED REIMB ALLOWANCE (Fund 0142)	11.510	0778	1.00	---	---	1.00

**STATE OF MISSOURI
SUMMARY OF APPROPRIATION ACTIVITY
GENERAL FUND - GENERAL REVENUE FUNDS
FOR THE APPROPRIATION YEAR 2008**

	H.B. No.	Appr. No.	Appropriations	Expenditures and Transfers Out	Biennial Rollovers and Reappropriations to 2009	Lapse of Appropriations
FRA FEDERAL (Fund 0142)	11.510	1605	863,482,804.00	863,482,803.50	---	0.50
HEALTH CARE ACCESS (Fund 0142)	11.515	2531	167,756.00	---	---	167,756.00
CHILDREN'S HLTH INS PRGM (Fund 0142)	11.520	2868	7,719,204.00	---	---	7,719,204.00
INSURANCE PREMIUM OFFSET (Fund 0142)	11.525	4260	1.00	---	---	1.00
MEDICAID REVENUE UNIT PS (Fund 0142)	11.420	5050	89,339.00	65,438.89	---	23,900.11
MEDICAID REVENUE UNIT E&E (Fund 0142)	11.420	5051	8,114.00	8,114.00	---	---
MONITORING PROGRAM (Fund 0142)	11.495	6738	200,000.00	200,000.00	---	---
TRAUMA CENTERS (Fund 0142)	11.495	6742	20,000,000.00	20,000,000.00	---	---
PAGER PILOT (Fund 0142)	11.495	6744	215,000.00	213,420.00	---	1,580.00
PHARMACY (Fund 0144)	11.440	5586	31,141,351.00	31,141,351.00	---	---
HEALTH CARE ACCESS (Fund 0144)	11.515	5724	30,411.00	---	---	30,411.00
CHILDREN'S HLTH INS PRGM (Fund 0144)	11.520	5725	201,394.00	---	---	201,394.00
STATE MEDICAL (Fund 0144)	11.570	5726	535,223.00	535,223.00	---	---
MEDICAL SVS ADMIN PS (Fund 0144)	11.400	6884	24,370.00	24,171.26	---	198.74
MEDICAL SVS ADMIN EE (Fund 0144)	11.400	6885	375.00	375.00	---	---
MANAGED CARE (Fund 0160)	11.480	0803	45,912,625.00	45,912,625.00	---	---
CHILDREN'S HLTH INS PRGM (Fund 0160)	11.520	1036	1,071,200.00	959,576.54	---	111,623.46
NFRA FEDERAL (Fund 0196)	11.560	1606	213,840,230.00	202,697,200.55	---	11,143,029.45
NURSING FAC FED REIMB AL (Fund 0196)	11.560	1789	1.00	---	---	1.00
MEDICAID SUPP POOL (Fund 0196)	11.575	6645	181,500.00	---	---	181,500.00
<u>DEPARTMENT OF CORRECTIONS</u>						
POPULATION GROWTH POOL PS	09.020	1053	2,647,100.00	2,539,042.79	---	108,057.21
CORRECTIONS LEASING	13.110	1112	7,128,732.00	6,530,529.91	---	598,202.09
VEHICLE REPLACEMENT	09.060	1357	1.00	---	---	1.00
COSTS IN CRIMINAL CASES	09.285	2257	41,935,616.00	40,008,737.66	---	1,926,878.34
CORRECTIONS STATE OWNED	13.110	2445	937,174.00	912,923.48	---	24,250.52
POPULATION GRWTH POOL E&E	09.020	5173	692,996.00	691,998.05	---	997.95
TELECOMMUNICATIONS	09.025	5680	2,239,422.00	2,239,422.00	---	---
OVERTIME	09.065	7257	9,578,833.00	9,290,978.69	---	287,854.31
M&R FMRF (Fund 0124)	17.045	0698	7,288,609.00	4,457,453.63	2,831,155.37	---
HAZARDOUS MATERIAL (Fund 0124)	18.010	3801	5,641.00	---	5,641.00	---
<u>Office of the Director</u>						
RESTITUTION PAYMENTS	09.030	3232	109,500.00	109,500.00	---	---
OD STAFF PS	09.005	4774	3,517,383.00	2,914,758.16	---	602,624.84
OD STAFF E&E	09.005	4775	122,118.00	118,418.98	---	3,699.02

Division of Human Services

DHS STAFF PS	09.035	1512	8,692,689.00	8,085,516.76	---	607,172.24
DHS STAFF E&E	09.035	1514	196,843.00	196,575.41	---	267.59
EMPLOYEE HEALTH & SAFETY	09.055	1658	432,000.00	431,911.22	---	88.78
GENERAL SERVICES E&E	09.040	2774	526,248.00	526,221.65	---	26.35
FOOD PURCHASES	09.045	4286	26,348,386.00	26,080,472.69	---	267,913.31
STAFF TRAINING	09.050	6024	1,566,720.00	1,566,425.27	---	294.73

Division of Offender Rehabilitative Services

MEDICAL SERVICES E&E	09.200	2778	116,113,029.00	114,679,324.04	---	1,433,704.96
MEDICAL EQUIPMENT E&E	09.205	2782	239,523.00	217,021.96	---	22,501.04
RE-ENTRY PILOT ST LOUIS	09.230	3454	900,000.00	708,817.54	---	191,182.46
DORS STAFF PS	09.195	6097	1,952,824.00	1,777,960.81	---	174,863.19
DORS STAFF E&E	09.195	6098	59,995.00	54,591.65	---	5,403.35
SUBSTANCE ABUSE SRV PS	09.210	7261	3,632,476.00	3,247,497.93	---	384,978.07
SUBSTANCE ABUSE SRV E&E	09.210	7262	4,741,219.00	3,944,280.76	---	796,938.24
WORKFORCE READINESS E&E	09.220	7265	90,918.00	72,455.50	---	18,462.50
ACADEMIC ED PS	09.220	7266	9,283,371.00	8,384,588.05	---	898,782.95
ACADEMIC ED E&E	09.220	7267	2,586,396.00	2,579,914.71	---	6,481.29
RE-ENTRY E&E	09.225	7271	15,000.00	14,443.56	---	556.44
RE-ENTRY CONTRACT	09.225	7272	368,096.00	340,858.25	---	27,237.75

Division of Adult Institutions

EASTERN R&D CORR CTR PS	09.180	0673	18,848,102.00	18,630,840.26	---	217,261.74
OFFICERS CLOTHING	09.060	1356	1,775,781.00	1,774,391.19	---	1,389.81
INMATE CLOTHING	09.060	1367	2,050,000.00	2,049,987.59	---	12.41
INSTITUT COMM PURCHASES	09.060	1368	1,475,206.00	1,475,205.78	---	0.22
SOUTH CENTRL CORR CTR PS	09.185	1973	11,961,035.00	11,733,682.39	---	227,352.61
WESTERN R&D CORR CTR PS	09.160	2312	15,392,727.00	14,677,180.44	---	715,546.56
MARYVILLE TREATMT CENTER	09.165	2639	5,446,977.00	5,255,792.06	---	191,184.94
PUBLIC SCHOOL RETIREMENT	09.015	2784	1.00	---	---	1.00
APPRAISALS AND SURVEYS	17.060	2879	22,000.00	3,765.75	18,234.25	---
SOUTH EAST CORR CTR PS	09.190	3078	11,798,187.00	11,469,138.82	---	329,048.18
CROSSROADS CORR CTR	09.170	3740	11,247,084.00	10,849,310.49	---	397,773.51
MISSOURI EASTERN CORR CTR	09.110	4069	9,546,037.00	9,249,087.84	---	296,949.16
NORTHEAST CORR CTR	09.175	4127	15,271,496.00	14,831,772.61	---	439,723.39
CHILLICOTHE CORR CTR	09.115	4276	5,595,809.00	5,388,219.42	---	207,589.58
JEFFERSON CITY CORR CTR	09.080	4290	15,705,838.00	15,250,305.50	---	455,532.50
CENTRAL MISSOURI CORR CTR	09.085	4292	564,831.00	483,101.80	---	81,729.20
WOMENS EASTERN R&D	09.090	4294	13,504,079.00	11,980,294.07	---	1,523,784.93
OZARK CORR CTR	09.095	4296	4,583,646.00	4,454,332.54	---	129,313.46
TIPTON CORR CTR	09.155	4298	9,289,006.00	9,272,399.06	---	16,606.94
MOBERLY CORR CTR	09.100	4300	12,030,676.00	11,811,490.49	---	219,185.51
ALGOA CORR CTR	09.105	4302	9,566,470.00	9,348,239.90	---	218,230.10
DAI STAFF PS	09.070	4783	1,457,010.00	1,444,636.51	---	12,373.49
DAI STAFF E&E	09.070	4786	178,464.00	178,054.77	---	409.23

**STATE OF MISSOURI
SUMMARY OF APPROPRIATION ACTIVITY
GENERAL FUND - GENERAL REVENUE FUNDS
FOR THE APPROPRIATION YEAR 2008**

	H.B. No.	Appr. No.	Appropriations	Expenditures and Transfers Out	Biennial Rollovers and Reappropriations to 2009	Lapse of Appropriations
ST LOUIS COMM RELEASE CTR	09.250	4795	4,085,323.00	3,804,567.85	---	280,755.15
KC COMM RELEASE CTR	09.255	4797	2,359,486.00	2,066,508.45	---	292,977.55
BOONVILLE CORR CTR	09.120	5260	9,117,461.00	8,792,424.27	---	325,036.73
WAGE & DISCHARGE COSTS	09.075	5514	3,978,702.00	3,721,334.82	---	257,367.18
FARMINGTON CORR CTR	09.125	6284	18,187,198.00	17,394,633.87	---	792,564.13
FARMINGTON CORR BPB PS	09.130	6788	835,826.00	702,304.46	---	133,521.54
FULTON RCP & DGN CORR CTR	09.145	7052	11,989,070.00	11,357,289.58	---	631,780.42
TOXICOLOGY	09.215	7264	886,331.00	858,582.29	---	27,748.71
FULTON R&D CORR BPB PS	09.150	7508	617,918.00	517,226.58	---	100,691.42
WESTERN MO CORR CTR	09.135	8113	14,965,589.00	13,884,324.38	---	1,081,264.62
POTOSI CORR CTR	09.140	8115	10,535,644.00	10,005,170.03	---	530,473.97
INSTITUTIONAL E&E POOL	09.060	9860	12,331,980.00	12,323,747.93	---	8,232.07
DOC OPERATIONAL M&R (Fund 0124)	18.015	0590	5,800,000.00	1,364,383.71	4,435,616.29	---
ACC ELECTRICAL SERVICE (Fund 0124)	18.100	0757	6,771,068.00	2,064,802.07	4,706,265.93	---
ACC CONDESATE LINES (Fund 0124)	18.100	0763	347,050.00	310,030.00	37,020.00	---
BCC PHASE II ELECTR VAR (Fund 0124)	18.100	0773	4,816,782.00	231,382.73	4,585,399.27	---
ERDCC FIRE ALARM VARIOUS (Fund 0124)	18.100	0777	379,469.00	4,332.90	375,136.10	---
FCC WATER SYS IMPROVEMENT (Fund 0124)	18.100	0784	644,512.00	28,899.73	615,612.27	---
FCC FIRE ALARM SYSTEM (Fund 0124)	18.100	0791	2,798,183.00	506,212.87	2,291,970.13	---
FRDCC REPLACE ROOF (Fund 0124)	18.100	0792	52,064.00	30,972.00	21,092.00	---
FRDCC NATURAL GAS LINES (Fund 0124)	18.100	0807	139,191.00	21,700.00	117,491.00	---
MTC REPLACE REPR ELEVATOR (Fund 0124)	18.100	0808	802,832.00	18,599.05	784,232.95	---
MECC REPLACE BOILER (Fund 0124)	18.100	0815	256,222.00	203,468.00	52,754.00	---
MECC KITCHEN FLOOR (Fund 0124)	18.100	0816	126,298.00	---	126,298.00	---
MECC REPLACE ROOFS (Fund 0124)	18.100	0846	1,107,197.00	26,053.64	1,081,143.36	---
MCC FIRE ALARM SYSTEM (Fund 0124)	18.100	0850	919,313.00	21,472.54	897,840.46	---
MCC REPR EXTERIOR ADMIN (Fund 0124)	18.100	0851	681,017.00	368.72	680,648.28	---
OCC FIRE ALARM SYS VAR (Fund 0124)	18.100	0852	466,478.00	9,254.90	457,223.10	---
PCC REPLACE CHILLER (Fund 0124)	18.100	0854	600,799.00	516,227.00	84,572.00	---
TCC ELECTR RENO VARIOUS (Fund 0124)	18.100	0855	1,474,552.00	153,909.72	1,320,642.28	---
TCC FIRE ALARM SYS VAR (Fund 0124)	18.100	0857	1,094,846.00	---	1,094,846.00	---
WMCC SECURITY IMP VARIOUS (Fund 0124)	18.100	0858	8,387,388.00	1,911,942.23	6,475,445.77	---
WRDCC REPAIR TUNNEL (Fund 0124)	18.100	0859	333,938.00	---	333,938.00	---
WRDCC POWER PLANT ROOF (Fund 0124)	18.100	0860	821,266.00	18,114.72	803,151.28	---
WRDCC REPLACE FLOOR (Fund 0124)	18.100	0861	290,927.00	10,600.75	280,326.25	---
WRDCC ELECTRICAL STDY (Fund 0124)	18.100	0862	148,000.00	71,740.00	76,260.00	---
KCCRC EXHAUST SYS ADMIN (Fund 0124)	18.100	0863	252,679.00	14,436.52	238,242.48	---
ENERGY CONSERVATION PRJ (Fund 0124)	18.010	3819	1,102,294.00	385,589.93	716,704.07	---

Division of Probation and Parole

DOC COMMAND CENTER E&E	09.260	1465	240,271.00	136,082.93	---	104,188.07
P&P STAFF PS	09.245	1738	59,362,650.00	57,835,010.39	---	1,527,639.61
P&P STAFF E&E	09.245	1742	4,728,404.00	4,626,652.39	---	101,751.61
DOC COMMAND CENTER PS	09.260	2646	520,652.00	507,140.78	---	13,511.22
COM SUPERVISION CNT PS	09.280	7319	2,484,370.00	1,912,628.13	---	571,741.87
COM SUPERVISION CNT E&E	09.280	7320	1,992,450.00	1,837,872.34	---	154,577.66

Subtotals

7,820,416,666.00	7,291,370,642.63	209,024,798.42	320,021,224.95
------------------	------------------	----------------	----------------

Appropriated Transfers Out To:

Fourth State Building Bond and Interest - Series A 2002 Fund (0202)	01.015	T001	14,834,157.00	14,247,033.09	---	587,123.91
Fourth State Building Bond and Interest - Series A 2005 Fund (0206)	01.015	T001	2,243,825.00	2,155,016.02	---	88,808.98
Water Pollution Control Bond and Interest - Series B 2002 Fund (0200)	01.025	T002	13,129,559.00	12,320,879.97	---	808,679.03
Water Pollution Control Bond and Interest - Series A 2003 Fund (0203)	01.025	T002	756,775.00	710,163.15	---	46,611.85
Water Pollution Control Bond and Interest - Series A 2005 Fund (0218)	01.025	T002	3,278,881.00	3,076,927.60	---	201,953.40
Water Pollution Control Bond and Interest - Series A 2002 Fund (0231)	01.025	T002	1,020,848.00	957,971.60	---	62,876.40
Water Pollution Control Bond and Interest - Series A 2001 Fund (0244)	01.025	T002	1,447,303.00	1,358,160.25	---	89,142.75
Stormwater Control Bond and Interest - Series A 2005 Fund (0219)	01.045	T003	874,362.00	816,740.07	---	57,621.93
Stormwater Control Bond and Interest - Series A 2002 Fund (0239)	01.045	T003	981,842.00	917,136.08	---	64,705.92
Stormwater Control Bond and Interest - Series A 2001 Fund (0245)	01.045	T003	722,454.00	674,842.95	---	47,611.05
Third State Building Bond Interest and Sinking - Series A 2002 Fund (0201)	01.055	T004	31,898,367.00	30,263,785.43	---	1,634,581.57
Third State Building Bond, Interest and Sinking - Series A 2003 Fund (0204)	01.055	T004	15,006,321.00	14,237,345.87	---	768,975.13
State School Money Fund (0616)	02.295	T005	2,052,050,281.00	2,048,582,289.00	---	3,467,992.00
Outstanding Schools Trust Fund (0287)	02.310	T008	587,317,690.00	587,317,690.00	---	---
Academic Scholarship Fund (0840)	03.030	T010	16,659,000.00	16,659,000.00	---	---
Marguerite Ross Barnett Scholarship Fund (0131)	03.070	T017	425,000.00	425,000.00	---	---
State Facility Maintenance and Operation Fund (0501)	13.125	T020	12,750,354.00	12,750,354.00	---	---
Access MO Financial Assistance Fund (0791)	03.040	T025	31,636,769.00	31,636,769.00	---	---
State Facility Maintenance and Operation Fund (0501)	13.140	T052	512,083.00	512,083.00	---	---
State Elections Subsidy Fund (0686)	12.075	T107	7,284,000.00	7,284,000.00	---	---
Election Admin Improvement Fund (0157)	12.085	T114	4,254,000.00	4,254,000.00	---	---

**STATE OF MISSOURI
SUMMARY OF APPROPRIATION ACTIVITY
GENERAL FUND - GENERAL REVENUE FUNDS
FOR THE APPROPRIATION YEAR 2008**

	H.B. No.	Appr. No.	Appropriations	Expenditures and Transfers Out	Biennial Rollovers and Reappropriations to 2009	Lapse of Appropriations
Missouri State Water Patrol Fund (0400)	14.130	T120	959,762.00	959,762.00	---	---
Medicaid Managed Care Organization Reimbursement Allowance Fund (0160)	11.485	T177	23,671,853.00	23,671,853.00	---	---
General Revenue Fund (0101)	11.490	T179	23,671,853.00	23,671,853.00	---	---
State Legal Expense Fund (0692)	05.125	T204	6,000,000.00	3,378,896.95	---	2,621,103.05
Debt Offset Escrow Fund (0753)	04.110	T270	13,042,384.00	12,945,621.75	---	96,762.25
Missouri Military Family Relief Fund (0719)	04.145	T278	78,500.00	51,288.27	---	27,211.73
Childhood Lead Testing Fund (0899)	04.145	T279	23,500.00	14,141.39	---	9,358.61
State Highways and Transportation Department Fund (0644)	14.055	T280	704,149.00	704,148.89	---	0.11
General Revenue Fund (0101)	05.540	T285	108,847.00	27,289.44	---	81,557.56
Social Security Contributions Fund (0702)	05.450	T291	80,097,278.00	79,980,342.95	---	116,935.05
Social Security Contributions Fund (0702)	05.450	T293	816,783.00	680,770.81	---	136,012.19
State Retirement Contributions Fund (0701)	05.465	T295	169,193,321.00	164,613,038.55	---	4,580,282.45
State Retirement Contributions Fund (0701)	05.465	T297	1,553,345.00	1,269,759.00	---	283,586.00
Missouri State Employees' Deferred Compensation Incentive Plan Administration Administration Fund (0706)	05.480	T298	6,267,000.00	5,455,590.69	---	811,409.31
Missouri State Employees' Deferred Compensation Incentive Plan Administration Administration Fund (0706)	05.480	T300	74,553.00	61,845.32	---	12,707.68
Missouri Consolidated Health Care Plan Benefit Fund (0765)	05.505	T302	230,376,000.00	228,961,049.52	---	1,414,950.48
Missouri Consolidated Health Care Plan Benefit Fund (0765)	05.505	T304	2,803,308.00	2,021,100.55	---	782,207.45
Missouri Water Development Fund (0174)	05.300	T305	550,000.00	430,621.35	---	119,378.65
Missouri Supplemental Tax Increment Financing Fund (0848)	07.100	T352	8,928,130.00	3,731,708.46	---	5,196,421.54
Missouri Technology Investment Fund (0172)	07.030	T354	4,329,999.00	4,200,099.00	---	129,900.00
Missouri Job Development Fund (0600)	07.040	T355	11,083,939.00	10,751,421.00	---	332,518.00
Missouri Main Street Program Fund (0596)	07.075	T356	45,000.00	43,650.00	---	1,350.00
Missouri Arts Council Trust Fund (0262)	07.135	T357	7,800,000.00	7,566,000.00	---	234,000.00
Missouri Humanities Council Trust Fund (0177)	07.140	T358	1,300,000.00	1,261,000.00	---	39,000.00
Division of Tourism Supplemental Revenue Fund (0274)	07.180	T359	20,659,810.00	20,659,810.00	---	---
Federal Reimbursement Allowance Fund (0142)	11.535	T412	474,523,838.00	474,523,838.00	---	---
General Revenue Fund (0101)	11.540	T413	474,523,838.00	474,523,838.00	---	---
Nursing Facility Federal Reimbursement Allowance Fund (0196)	11.545	T414	120,629,117.00	120,629,117.00	---	---

General Revenue Fund (0101)	11.550	T415	120,629,117.00	120,629,117.00	---	---
Nursing Facility Quality of Care Fund (0271)	11.555	T416	1,500,000.00	1,500,000.00	---	---
Library Networking Fund (0822)	12.135	T417	1,300,000.00	1,300,000.00	---	---
Abandoned Fund Account Fund (0863)	12.160	T418	2,400,001.00	2,398,902.95	---	1,098.05
Missouri Investment Trust Fund (9998)	12.175	T419	1,000,000.00	---	---	1,000,000.00
Attorney General's Court Costs Fund (0603)	12.225	T423	165,600.00	165,600.00	---	---
Attorney General's Anti-Trust Fund (0666)	12.230	T424	69,000.00	69,000.00	---	---
Missouri Public Broadcasting Corporation Special Fund (0887)	07.145	T431	1,300,000.00	1,261,000.00	---	39,000.00
Missouri Qualified Biodiesel Producer Incentive Fund (0777)	06.010	T443	26,775,000.00	17,189,935.29	---	9,585,064.71
Hazardous Waste Fund (0676)	06.250	T453	648,575.00	648,575.00	---	---
State School Money Fund (0616)	02.300	T454	97,301,746.00	97,301,746.00	---	---
Missouri Veterans' Homes Fund (0460)	08.195	T458	5,000,000.00	---	---	5,000,000.00
Historic Preservation Revolving Fund (0430)	06.355	T464	1,300,000.00	1,261,000.00	---	39,000.00
Labor and Industrial Relations Administrative Fund (0122)	07.805	T470	373,703.00	362,492.00	---	11,211.00
State Supplemental Downtown Development Fund (0766))	04.135	T477	2,741,000.00	---	---	2,741,000.00
Facilities Maintenance Reserve Fund (0124)	18.115	T478	71,729,240.00	70,753,543.00	975,697.00	---
Utilicare Stabilization Fund (0134)	15.005	T482	6,440,785.00	6,440,785.00	---	---
Budget Reserve (0100)	05.250	T486	1.00	---	---	1.00
Budget Reserve (0100)	05.255	T506	1.00	---	---	1.00
MoSMART Fund (0761)	22.005	T508	1,872,261.00	1,872,261.00	---	---
State Facility Maintenance and Operation Fund (0124)	18.115	T513	74,939,639.00	---	74,939,639.00	---
Water Pollution Control Bond and Interest - Series A 2007 Fund (0207)	01.030	T515	5,250,000.00	4,428,099.79	---	821,900.21
Missouri Small Business Development Centers Fund (0294)	07.032	T521	500,000.00	485,000.00	---	15,000.00
Judiciary Education and Training Fund (0847)	12.320	T524	1,395,363.00	1,395,363.00	---	---
Elderly Home-Delivered Meals Trust Fund (0296)	04.145	T526	88,410.00	66,540.71	---	21,869.29
Veterans Trust Fund (0579)	04.145	T527	65,683.00	60,661.61	---	5,021.39
Children's Trust Fund (0694)	04.145	T528	161,460.00	114,893.74	---	46,566.26
Missouri National Guard Trust Fund (0900)	04.145	T529	35,147.00	27,098.34	---	8,048.66
Circuit Courts Escrow Fund (0718)	04.115	T537	1,405,500.00	1,326,276.38	---	79,223.62
General Revenue Fund (0101)	05.245	T538	324,999,999.00	120,000,000.00	---	204,999,999.00
Budget Reserve Fund (0100)	05.250	T539	324,999,999.00	120,000,000.00	---	204,999,999.00
Department of Health (Fund 0143)	05.265	T540	3,539.00	3,538.65	---	0.35
Conservation Commission Fund (0609)	05.265	T540	19,085.00	19,084.25	---	0.75
Parks Sales Tax Fund (0613)	05.265	T540	7,865.50	7,865.46	---	0.04
Soil and Water Sales Tax Fund (0614)	05.265	T540	7,865.50	7,865.46	---	0.04
School District Trust Fund (0688)	05.265	T540	153,135.00	153,134.38	---	0.62
Abandoned Fund Account Fund (0863)	05.265	T540	421,778.00	421,777.43	---	0.57
General Revenue Fund (0101)	05.270	T542	2.00	2.00	---	---
General Revenue Fund (0101)	12.185	T548	1.00	---	---	1.00
Budget Reserve Fund (0100)	05.255	T550	2,999,999.00	504,197.26	---	2,495,801.74

**STATE OF MISSOURI
SUMMARY OF APPROPRIATION ACTIVITY
GENERAL FUND - GENERAL REVENUE FUNDS
FOR THE APPROPRIATION YEAR 2008**

	H.B. No.	Appr. No.	Appropriations	Expenditures and Transfers Out	Biennial Rollovers and Reappropriations to 2009	Lapse of Appropriations
Economic Development - Community Development						
Block Grant (Administration) Fund (0123)	05.245	T566	34,083.00	3,700.00	---	30,383.00
Mental Health Intergovernmental Transfer						
Fund (0147)	05.245	T566	57,132,183.00	6,202,133.00	---	50,930,050.00
Livestock Sales and Markets Fees Fund (0581)	05.245	T566	161.00	17.50	---	143.50
Health and Senior Services Document Services						
Fund (0646)	05.245	T566	23,029.00	2,500.00	---	20,529.00
Life Sciences Research Trust Fund (0763)	05.245	T566	17,810,544.00	1,933,470.00	---	15,877,074.00
Missouri Qualified Fuel Ethanol Producer						
Incentive Fund (0571)	06.010	T569	14,414,400.00	8,606,305.37	---	5,808,094.63
Budget Reserve (0100)	05.260	T571	1.00	---	---	1.00
General Revenue Fund (0101)	05.260	T572	5,856,703.00	5,856,702.00	---	1.00
Pharmacy Reimbursement Allowance						
Fund (0144)	11.445	T634	30,000,000.00	16,021,368.00	---	13,978,632.00
General Revenue Fund (0101)	11.450	T635	30,000,000.00	16,021,368.00	---	13,978,632.00
General Revenue Fund (0101)	05.280	T649	1,399,471.00	1,399,471.00	---	---
General Revenue Fund (0101)	05.280	T658	154,044.00	154,044.00	---	---
General Revenue Fund (0101)	05.280	T659	20,431.00	20,431.00	---	---
General Revenue Fund (0101)	05.280	T661	656.00	---	---	656.00
General Revenue Fund (0101)	05.280	T662	773.00	773.00	---	---
General Revenue Fund (0101)	05.280	T663	163.00	163.00	---	---
General Revenue Fund (0101)	05.280	T761	1,346.00	1,346.00	---	---
General Revenue Fund (0101)	05.280	T795	5,449.00	5,449.00	---	---
General Revenue Fund (0101)	05.280	T811	38,893.00	38,893.00	---	---
General Revenue Fund (0101)	05.280	T815	87,973.00	87,973.00	---	---
Drug Court Resources Fund (0733)	12.355	T884	5,225,500.00	5,225,500.00	---	---
Missouri Public Health Services Fund (0298)	04.145	T886	2,000.00	1,459.00	---	541.00
Labor and Industrial Relations Administrative						
Fund (0122)	07.810	T889	239,349.00	232,169.00	---	7,180.00
State Facility Maintenance and Operation						
Fund (0501)	13.010	T928	2,587,111.00	2,587,111.00	---	---
State Facility Maintenance and Operation						
Fund (0501)	13.095	T942	170,261.00	170,261.00	---	---
State Property Preservation Fund (0128)	05.105	T945	1.00	---	---	1.00
State Facility Maintenance and Operation						
Fund (0501)	13.085	T955	2,200,462.00	2,200,462.00	---	---
Single-Purpose Animal Facilities Loan						
Guarantee Fund (0409)	06.045	T959	1.00	---	---	1.00

Agricultural Product Utilization and Business							
Development Loan Guarantee Fund (0411)	06.055	T960	1.00	---	---	1.00	
Workers Memorial Fund (0895)	04.145	T976	8,200.00	7,484.83	---	715.17	
State Facility Maintenance and Operation Fund (0501)	13.115	T980	42,078,139.00	39,798,105.00	---	2,280,034.00	
American Cancer Society, Heartland Division, Inc. Fund (0700)	04.145	T990	9,000.00	8,816.12	---	183.88	
ALS Lou Gehrig's Disease Fund (0703)	04.145	T991	3,700.00	3,283.78	---	416.22	
American Lung Association of Missouri Fund (0704)	04.145	T992	1,000.00	830.04	---	169.96	
Muscular Dystrophy Association Fund (0707)	04.145	T993	1,900.00	1,040.00	---	860.00	
Arthritis Foundation Fund (0708)	04.145	T994	1,600.00	1,295.20	---	304.80	
National Multiple Sclerosis Society Fund (0709)	04.145	T995	4,365.00	4,365.00	---	---	
American Diabetes Association Gateway Area Fund (0713)	04.145	T996	4,500.00	4,218.12	---	281.88	
American Heart Association Fund (0714)	04.145	T997	3,200.00	3,022.70	---	177.30	
March of Dimes Fund (0716)	04.145	T998	4,000.00	3,094.78	---	905.22	
Subtotals			<u>5,772,425,071.00</u>	<u>5,136,730,622.11</u>	<u>75,915,336.00</u>	<u>559,779,112.89</u>	
Totals			<u>\$ 13,592,841,737.00</u>	<u>\$ 12,428,101,264.74</u>	<u>\$ 284,940,134.42</u>	<u>\$ 879,800,337.84</u>	

**STATE OF MISSOURI
SUMMARY OF APPROPRIATION ACTIVITY
GENERAL FUND - FEDERAL FUNDS
FOR THE APPROPRIATION YEAR 2008**

	H.B. No.	Appr. No.	Appropriations	Expenditures and Transfers Out	Biennial Rollovers and Reappropriations to 2009	Lapse of Appropriations
<u>JUDICIARY</u>						
Judiciary Fund (0137) JUDICIARY LEASING	13.180	6084	\$ 36,937.00	\$ 36,876.66	\$ ---	\$ 60.34
<u>Judicial Proceedings and Review</u>						
Judiciary Fund (0137) JUD PROCEED & REVIEW PS	12.300	6755	470,899.00	146,474.20	---	324,424.80
<u>Office of State Court Administrator</u>						
Judiciary Fund (0137) COURT IMPROVE PROJ E&E	12.310	0734	5,609,649.00	3,857,284.72	---	1,752,364.28
JUDICIAL TRNG & ED E&E	12.325	6915	225,000.00	8,580.00	---	216,420.00
COURT IMPROVE PROJ PS	12.310	8378	2,152,988.00	1,324,552.42	---	828,435.58
<u>Circuit Courts</u>						
Third Party Liability Collections Fund (0120) CIRCUIT PERSONNEL PS	12.345	3754	245,169.00	163,153.49	---	82,015.51
CIRCUIT PERSONNEL E&E	12.345	3805	128,039.00	126,353.73	---	1,685.27
Judiciary Fund (0137) CIRCUIT PERSONNEL PS	12.345	0950	1,496,381.00	964,864.08	---	531,516.92
CIRCUIT PERSONNEL E&E	12.345	2003	329,661.00	57,548.75	---	272,112.25
<u>Public Defender</u>						
Office of the State Public Defender Fund (0112) GRANTS	12.400	4006	125,000.00	39,000.00	---	86,000.00
<u>EXECUTIVE</u>						
<u>Secretary of State</u>						
Secretary of State - Federal and Other Fund (0166) GRANTS AND PROJECTS	12.035	2522	200,000.00	---	---	200,000.00

Elections

Election Admin Improvement Fund (0157)							
ELECTION ADMIN IMPRVM PS	12.070	3561	157,664.00	157,646.82	---	17.18	
ELECTION ADMIN IMPRVM E&E	12.070	3562	1,750,000.00	762,896.62	---	987,103.38	
FED ELECTION REFORM	12.070	6684	10,000,000.00	2,502,738.70	---	7,497,261.30	
STATE MATCH	12.070	7013	1,562,967.00	438,640.80	---	1,124,326.20	
Election Improv Revolving Loan Fund (0158)							
FED ELECTION REFORM	12.070	6810	396,185.00	179,648.45	---	216,536.55	

Record Services

Secretary of State Records Fund (0150)						
REGRANT PROGRAM	12.090	6896	15,000.00	2,847.33	---	12,152.67
National Endowment for the Humanities Save America's Treasures Fund (0151)						
DOC PRESERVATION PS	12.095	2488	234,902.00	115,318.97	---	119,583.03
DOC PRESERVATION GRANTS	12.095	5932	30,242.00	---	---	30,242.00

Library Services

Secretary of State Fund (0195)						
SEC OF STATE PS	12.030	4193	610,744.00	431,163.89	---	179,580.11
SEC OF STATE E&E	12.030	4194	227,574.00	113,753.14	---	113,820.86
FED AID PUBLIC LIBRARY	12.125	4199	3,450,000.00	2,458,975.19	---	991,024.81

State Auditor

State Auditor Fund (0115)						
STATE AUDITOR PS	12.140	4508	468,224.00	337,070.48	---	131,153.52
STATE AUDITOR E&E	12.140	4509	30,123.00	16,536.53	---	13,586.47

Attorney General

Attorney General Fund (0136)						
ATTORNEY GENERAL ST OWNED	13.170	2673	123,692.00	123,691.80	---	0.20
DOMESTIC VIOLENCE	12.200	2885	100,000.00	---	---	100,000.00
ATTORNEY GENERAL	13.170	3186	110,274.00	53,631.28	---	56,642.72
MEDICAID FRAUD UNIT PS	12.205	4025	809,879.00	673,764.29	---	136,114.71
MEDICAID FRAUD UNIT E&E	12.205	4026	776,170.00	215,771.00	---	560,399.00
ATTORNEY GENERAL PS	12.195	4057	1,645,696.00	1,287,003.95	---	358,692.05
ATTORNEY GENERAL E&E	12.195	4058	526,011.00	472,584.37	---	53,426.63

Missouri Office Prosecution Services

Attorney General Fund (0136)						
OFFICE OF PROS SVS PS	12.210	2019	136,764.00	136,760.58	---	3.42
OFFICE OF PROS SVS E&E	12.210	2318	930,015.00	82,569.58	---	847,445.42

**STATE OF MISSOURI
SUMMARY OF APPROPRIATION ACTIVITY
GENERAL FUND - FEDERAL FUNDS
FOR THE APPROPRIATION YEAR 2008**

	H.B. No.	Appr. No.	Appropriations	Expenditures and Transfers Out	Biennial Rollovers and Reappropriations to 2009	Lapse of Appropriations
<u>OFFICE OF ADMINISTRATION</u>						
<u>Division of Accounting</u>						
Vocational Rehabilitation Fund (0104)						
UNEMPLOYMENT BENEFITS	05.495	5979	28,232.00	24,031.53	---	4,200.47
TEACHER RETIREMENT CONTR	05.475	9852	520,000.00	145,571.50	---	374,428.50
Elementary and Secondary Education Fund (0105)						
UNEMPLOYMENT BENEFITS	05.495	5980	11,815.00	71.10	---	11,743.90
TEACHER RETIREMENT CONTR	05.475	9857	540,000.00	187,502.10	---	352,497.90
State Auditor Fund (0115)						
UNEMPLOYMENT BENEFITS	05.495	6333	481.00	---	---	481.00
Third Party Liability Collections Fund (0120)						
UNEMPLOYMENT BENEFITS	05.495	7077	4,943.00	736.74	---	4,206.26
Labor and Industrial Relations Administrative Fund (0122)						
UNEMPLOYMENT BENEFITS	05.495	6145	13,568.00	---	---	13,568.00
Corrections Fund (0130)						
UNEMPLOYMENT BENEFITS	05.495	6796	1,342.00	---	---	1,342.00
Agriculture Fund (0133)						
UNEMPLOYMENT BENEFITS	05.495	1152	1,500.00	560.00	---	940.00
Office of Administration Fund (0135)						
FLOOD CONTROL	05.290	0132	1,482,310.00	1,382,309.40	---	100,000.60
NATIONAL FOREST	05.295	0133	7,782,225.00	7,782,224.41	---	0.59
Attorney General Fund (0136)						
UNEMPLOYMENT BENEFITS	05.495	5981	5,097.00	---	---	5,097.00
Judiciary Fund (0137)						
UNEMPLOYMENT BENEFITS	05.495	5982	876.00	---	---	876.00
Natural Resources Fund (0140)						
UNEMPLOYMENT BENEFITS	05.495	6336	34,266.00	19,410.23	---	14,855.77
Health Fund (0143)						
UNEMPLOYMENT BENEFITS	05.495	5983	71,393.00	26,716.29	---	44,676.71
Mental Health Fund (0148)						
UNEMPLOYMENT BENEFITS	05.495	5984	38,028.00	25,380.25	---	12,647.75
Public Safety Fund (0152)						
UNEMPLOYMENT BENEFITS	05.495	5985	8,768.00	3,859.29	---	4,908.71
Job Development and Training Fund (0155)						
UNEMPLOYMENT BENEFITS	05.495	5986	47,335.00	14,046.87	---	33,288.13
OA Information Technology Fund (0165)						
UNEMPLOYMENT BENEFITS	05.495	4264	1,500.00	802.05	---	697.95

Division of Labor Standards Fund (0186)							
UNEMPLOYMENT BENEFITS	05.495	6669	340.00	---	---	---	340.00
Assistive Technology Federal Fund (0188)							
UNEMPLOYMENT BENEFITS	05.495	6670	298.00	297.68	---	---	0.32
Adjutant General Fund (0190)							
UNEMPLOYMENT BENEFITS	05.495	5987	56,659.00	20,540.19	---	---	36,118.81
Secretary of State Fund (0195)							
UNEMPLOYMENT BENEFITS	05.495	7428	6,250.00	---	---	---	6,250.00
Temporary Assistance for Needy Families Fund (0199)							
UNEMPLOYMENT BENEFITS	05.495	5988	20,392.00	20,391.64	---	---	0.36
Social Services and Other Sources Fund (0610)							
UNEMPLOYMENT BENEFITS	05.495	3176	181,866.00	138,626.20	---	---	43,239.80
TEACHER RETIREMENT CONTR	05.475	5172	10,000.00	2,003.93	---	---	7,996.07
Unemployment Compensation Administration Fund (0948)							
UNEMPLOYMENT BENEFITS	05.495	2242	36,297.00	36,296.03	---	---	0.97
<u>Division of Budget and Planning</u>							
Office of Administration Fund (0135)							
SPECIALIZED RESEARCH	05.020	3185	50,000.00	---	---	---	50,000.00
<u>Information Technology Services Division</u>							
Labor and Industrial Relations Administrative Fund (0122)							
FED DOLIR IT CONSOL PS	05.025	1987	1,329,006.00	1,246,534.48	---	---	82,471.52
FED DOLIR IT CONSOL E&E	05.025	3654	729,186.00	321,275.38	---	---	407,910.62
Office of Administration Fund (0135)							
FED OA IT CONSOL PS	05.025	3599	172,935.00	---	---	---	172,935.00
FED OA IT CONSOL E&E	05.025	3600	2,430,906.00	---	---	---	2,430,906.00
Natural Resources Fund (0140)							
DNR IT CONSOLIDATION E&E	05.025	4044	1,600,000.00	---	---	---	1,600,000.00
OA Information Technology Fund (0165)							
FED IT CONSOLIDATION PS	05.025	1283	15,234,870.00	12,201,805.75	---	---	3,033,064.25
FED IT CONSOLIDATION E&E	05.025	1285	48,985,190.00	39,479,816.08	---	---	9,505,373.92
Justice Assistant Grant Program Fund (0782)							
DPS IT CONSOLIDATION E&E	05.025	4043	7,905.00	---	---	---	7,905.00
<u>Division of Facilities Management,</u>							
<u>Design and Construction</u>							
Office of Administration Fund (0135)							
DISASTER REIMBURSEMENT	18.020	4038	27,729.00	---	---	27,729.00	---
Mental Health Fund (0148)							
CONTINGENCY SHORTFALLS	14.230	2397	1,468.00	1,406.29	---	---	61.71
CONTINGENCY SHRTFL ST OWN	14.230	2613	79,678.00	39,839.28	---	---	39,838.72
Justice Assistance Grant Program Fund (0782)							
CONTINGENCY SHORTFALLS	14.230	3968	15,564.00	13,884.28	---	---	1,679.72

**STATE OF MISSOURI
SUMMARY OF APPROPRIATION ACTIVITY
GENERAL FUND - FEDERAL FUNDS
FOR THE APPROPRIATION YEAR 2008**

	H.B. No.	Appr. No.	Appropriations	Expenditures and Transfers Out	Biennial Rollovers and Reappropriations to 2009	Lapse of Appropriations
<u>Office of Child Advocate</u>						
Office of Administration Fund (0135)						
OFFICE CHILD ADVOCATE PS	05.140	6323	69,043.00	66,218.72	---	2,824.28
OFFICE CHILD ADVOCATE E&E	05.140	6324	66,883.00	10,900.78	---	55,982.22
<u>DEPARTMENT OF AGRICULTURE</u>						
Agriculture Fund (0133)						
REPLACEMENT VEHICLES	06.020	0540	84,581.00	15,440.00	---	69,141.00
AGRICULTURE STATE OWNED	13.050	2533	16,295.00	16,294.56	---	0.44
<u>Office of Director</u>						
Agriculture Fund (0133)						
DIRECTOR'S OFFICE PS	06.005	0530	211,637.00	---	---	211,637.00
DIRECTOR'S OFFICE E&E	06.005	0531	1,168,318.00	135,661.81	---	1,032,656.19
<u>Division of Animal Health</u>						
Agriculture Fund (0133)						
ANIMAL HEALTH ADMIN PS	06.070	0245	559,243.00	450,485.83	---	108,757.17
ANIMAL HEALTH ADMIN E&E	06.070	8829	941,597.00	620,893.99	---	320,703.01
<u>Division of Grain Inspection and Warehousing</u>						
Agriculture Fund (0133)						
GRAIN REGULATORY SVS PS	06.080	6119	34,001.00	12,267.12	---	21,733.88
GRAIN REGULATORY SVS E&E	06.080	6120	41,180.00	5,735.71	---	35,444.29
<u>Division of Plant Industries</u>						
Agriculture Fund (0133)						
PLANT INDUSTRIES PRGM PS	06.090	0255	391,742.00	291,449.61	---	100,292.39
PLANT INDUSTRIES PRGM E&E	06.090	0259	522,455.00	299,402.48	---	223,052.52
GYPSY MOTH CNTRL PRGM	06.095	1825	60,000.00	---	---	60,000.00
GYPSY MOTH CNTRL PRGM PS	06.095	3559	27,810.00	17,285.85	---	10,524.15
GYPSY MOTH CNTRL PRGM E&E	06.095	3560	13,000.00	489.41	---	12,510.59
<u>Division of Weights and Measures</u>						
Agriculture Fund (0133)						
WEIGHTS & MEASURES E&E	06.105	2572	50,000.00	---	---	50,000.00
WEIGHTS & MEASURES PS	06.105	6662	69,799.00	54,124.20	---	15,674.80

Agric Business Development Division

Agriculture Fund (0133)							
AGRI BUSINESS DEV PS	06.025	5279	84,796.00	16,758.57	---	68,037.43	
AGRI BUSINESS DEV E&E	06.025	5280	298,744.00	111,586.97	---	187,157.03	

**DEPARTMENT OF INSURANCE,
FINANCIAL INSTITUTIONS AND
PROFESSIONAL REGISTRATION**

MDI Fund (0192)						
HEALTH INSUR COUNSELING	07.425	0794	700,000.00	692,649.95	---	7,350.05

DEPARTMENT OF ECONOMIC DEVELOPMENT

Job Development and Training Fund (0155)						
DED LEASING	13.065	1980	1,935,312.00	1,741,450.17	---	193,861.83
DED STATE OWNED	13.065	2561	1,357,722.00	1,353,887.79	---	3,834.21

Administrative Services

Economic Development - Community Development Block Grant (Administration) Fund (0123)						
ADMINISTRATIVE SVS PS	07.005	1018	44,883.00	25,647.23	---	19,235.77
ADMINISTRATIVE SVS E&E	07.005	2275	4,999.00	1,078.14	---	3,920.86
Economic Development Fund (0129)						
ADMINISTRATIVE SVS E&E	07.005	2276	4,117.00	4,117.00	---	---
Job Development and Training Fund (0155)						
ADMINISTRATIVE SVS PS	07.005	1019	1,092,630.00	876,499.40	---	216,130.60
ADMINISTRATIVE SVS E&E	07.005	2172	474,338.00	152,741.49	---	321,596.51

Economic Development Agencies

Economic Development - Community Development Block Grant (Pass-through) Fund (0118)						
COMTY DEV BLOCK GRANT	07.065	2427	28,000,000.00	23,791,573.38	---	4,208,426.62
Economic Development - Community Development Block Grant (Administration) Fund (0123)						
MARKETING PS	07.015	2378	92,737.00	54,823.52	---	37,913.48
MARKETING E&E	07.015	2380	52,229.00	16,158.01	---	36,070.99
SALES PS	07.015	2399	60,024.00	43,350.81	---	16,673.19
SALES E&E	07.015	2400	33,484.00	13,675.43	---	19,808.57
FINANCE PS	07.015	2412	220,401.00	172,605.18	---	47,795.82
FINANCE E&E	07.015	2413	127,170.00	13,123.50	---	114,046.50
COMPLIANCE PS	07.015	2424	311,843.00	306,459.68	---	5,383.32
COMPLIANCE E&E	07.015	2425	194,995.00	85,654.05	---	109,340.95
Economic Development - Missouri Council on the Arts Fund (0138)						
MO ARTS COUNCIL E&E	07.130	2188	694,699.00	295,125.73	---	399,573.27
MO ARTS COUNCIL PS	07.130	4357	284,648.00	219,992.50	---	64,655.50

**STATE OF MISSOURI
SUMMARY OF APPROPRIATION ACTIVITY
GENERAL FUND - FEDERAL FUNDS
FOR THE APPROPRIATION YEAR 2008**

	H.B. No.	Appr. No.	Appropriations	Expenditures and Transfers Out	Biennial Rollovers and Reappropriations to 2009	Lapse of Appropriations
Economic Development - Management						
Information Systems Fund (0141)						
MO MANF EXT PARTNERSHIP	07.025	3624	2,200,000.00	---	---	2,200,000.00
Job Development and Training Fund (0155)						
WORKFORCE DEVELOPMENT PS	07.150	0584	20,774,170.00	15,596,483.01	---	5,177,686.99
JOB TRAINING	07.160	0585	99,695,988.00	80,715,906.13	---	18,980,081.87
TAA & JTPA PROGRAMS	07.160	0594	7,000,000.00	6,869,889.80	---	130,110.20
WORKFORCE DEVELOPMENT E&E	07.150	2190	3,052,837.00	2,961,739.67	---	91,097.33
MARKETING PS	07.015	2429	46,872.00	38,300.48	---	8,571.52
MO ECO RES INFO CNTR PS	07.015	3701	1,601,737.00	1,216,853.86	---	384,883.14
MO ECO RES INFO CNTR E&E	07.015	3702	324,493.00	210,637.69	---	113,855.31
WOMEN'S COUNCIL ADMIN PS	07.165	7040	53,560.00	53,495.08	---	64.92
WOMEN'S COUNCIL ADMIN E&E	07.165	7041	16,502.00	15,855.90	---	646.10
Community Service Commission Fund (0197)						
MO COMMUNITY SVS COMM	07.125	2184	2,793,562.00	2,389,122.19	---	404,439.81
MO COMMUNITY SVS COMM PS	07.125	3642	182,682.00	128,061.60	---	54,620.40
<u>DEPARTMENT OF ELEMENTARY AND SECONDARY EDUCATION</u>						
Vocational Rehabilitation Fund (0104)						
DESE LEASING	13.005	1035	2,088,311.00	2,015,811.23	---	72,499.77
DESE STATE OWNED	13.005	2786	733,230.00	657,601.02	---	75,628.98
Elementary and Secondary Education Fund (0105)						
DESE STATE OWNED	13.005	2581	371,492.00	371,491.28	---	0.72
FED GRANTS & DONATIONS	02.040	4206	15,000,000.00	929,934.76	---	14,070,065.24
Assistive Technology Fund (0188)						
DESE LEASING	13.005	2486	23,869.00	19,467.64	---	4,401.36
<u>Administration</u>						
Elementary and Secondary Education Fund (0105)						
SCHOOL FOOD SERVICES	02.025	0496	204,345,627.00	187,284,260.72	---	17,061,366.28
DIV OF GENERAL ADMIN PS	02.005	0538	964,991.00	773,374.38	---	191,616.62
DIV OF GENERAL ADMIN E&E	02.005	2296	734,948.00	414,443.75	---	320,504.25

Division of School ImprovementElementary and Secondary Education
Fund (0105)

CHARTER SCHOOLS	02.120	0047	2,432,000.00	---	---	2,432,000.00
TITLE I IASA	02.055	0500	200,000,000.00	195,242,785.46	---	4,757,214.54
EARLY CHILDHOOD PROGRAM	02.080	0947	824,000.00	347,806.00	---	476,194.00
COMPREHENSIVE SCHOOL REF	02.130	1805	4,000,000.00	183,867.00	---	3,816,133.00
TECHNOLOGY	02.050	2800	5,000,000.00	3,931,432.00	---	1,068,568.00
FEDERAL REFUGEES	02.145	3033	800,000.00	229,313.00	---	570,687.00
TITLE V IASA	02.065	4600	3,500,000.00	3,125,102.17	---	374,897.83
SCHOOL IMPROVEMENT PS	02.045	4958	2,852,207.00	2,683,317.79	---	168,889.21
SCHOOL IMPROVEMENT E&E	02.045	4959	4,589,867.00	3,689,820.98	---	900,046.02
TITLE I READING FIRST	02.060	5631	29,908,815.00	20,280,965.51	---	9,627,849.49
PERFORM BASED ASSESSMENT	02.095	5632	7,184,722.00	7,184,719.29	---	2.71
RURAL/LOW INC SCHL GRANTS	02.135	5875	3,600,000.00	2,483,487.00	---	1,116,513.00
LANGUAGE ACQUISITION	02.140	5876	5,200,000.00	3,718,464.00	---	1,481,536.00
SCHOOLS WITH DISTINCTION	02.160	6096	13,000.00	5,000.00	---	8,000.00
AP/DUAL CREDIT	02.100	6102	35,000.00	31,880.00	---	3,120.00
TITLE II IMP TEACHER QLTY	02.105	6218	64,348,890.00	47,729,644.58	---	16,619,245.42
HEAD START COLLABORATION	02.085	7325	300,000.00	223,023.38	---	76,976.62
SAFE & DRUG FREE SCHOOLS	02.110	8309	9,600,000.00	4,903,469.22	---	4,696,530.78

Division of Career EducationElementary and Secondary Education
Fund (0105)

CHILD CARE DEV TRAINING	02.080	0027	400,000.00	329,037.93	---	70,962.07
VOC ED-DISTRIBUTIONS	02.195	0513	27,000,000.00	24,699,918.94	---	2,300,081.06
WORKFORCE INVESTMENT ACT	02.200	0515	9,000,000.00	7,193,328.07	---	1,806,671.93
AFTER SCHOOL PROGRAMMING	02.210	0948	17,408,383.00	14,977,031.15	---	2,431,351.85
TROOPS TO TEACHERS E&E	02.215	2435	153,610.00	73,514.45	---	80,095.55
CAREER EDUCATION PS	02.045	4970	2,124,842.00	1,890,863.59	---	233,978.41
CAREER EDUCATION E&E	02.045	4971	815,296.00	745,881.55	---	69,414.45
ADULT ED & LITERACY	02.205	9428	12,000,000.00	5,997,762.09	---	6,002,237.91

Division of Special EducationElementary and Secondary Education
Fund (0105)

BOARD OPERATED PS	02.015	0020	1,668,372.00	321,854.96	---	1,346,517.04
SPECIAL EDUCATION-GRANT	02.220	2265	230,315,211.00	224,284,553.03	---	6,030,657.97
BOARD OPERATED E&E	02.015	2301	1,810,391.00	1,447,648.69	---	362,742.31
BD OPERATING MEDICAID E&E	02.015	3574	750,000.00	655,722.18	---	94,277.82
FIRST STEPS	02.230	4580	7,761,583.00	6,821,756.99	---	939,826.01
SPECIAL EDUCATION PS	02.045	4976	1,808,769.00	1,562,572.28	---	246,196.72
SPECIAL EDUCATION E&E	02.045	4977	543,855.00	341,659.33	---	202,195.67
Assistive Technology Fund (0188)						
MO ASSISTIVE TECH-PS	02.280	2346	219,674.00	128,159.11	---	91,514.89
MO ASSISTIVE TECH-EE	02.280	2350	588,831.00	378,330.42	---	210,500.58

**STATE OF MISSOURI
SUMMARY OF APPROPRIATION ACTIVITY
GENERAL FUND - FEDERAL FUNDS
FOR THE APPROPRIATION YEAR 2008**

	H.B. No.	Appr. No.	Appropriations	Expenditures and Transfers Out	Biennial Rollovers and Reappropriations to 2009	Lapse of Appropriations
<u>Division of Teacher Quality and Urban</u>						
Elementary and Secondary Education Fund (0105)						
TEACHER QUALITY/URBAN PS	02.045	4982	25,397.00	25,130.07	---	266.93
TEACHER QUALITY/URBAN E&E	02.045	4983	27,718.00	10,100.00	---	17,618.00
EDUCATION LEADERSHIP	02.165	5219	300,000.00	147,930.39	---	152,069.61
GOLD STAR SCHOOLS	02.155	6095	15,000.00	---	---	15,000.00
<u>Division of Vocational Rehabilitation</u>						
Vocational Rehabilitation Fund (0104)						
VOCATIONAL REHAB GRANT	02.180	0507	39,061,770.00	35,048,645.69	---	4,013,124.31
DISABILITY DETERMIN GRANT	02.185	0512	16,000,000.00	11,742,138.24	---	4,257,861.76
FIELD SUPPORT SVS PS	02.175	0523	25,584,074.00	19,822,032.29	---	5,762,041.71
VOC REHAB GRANT FROM DMH	02.180	1294	1,000,000.00	999,999.91	---	0.09
FIELD SUPPORT SVS E&E	02.175	2317	3,567,706.00	1,983,094.43	---	1,584,611.57
INDEPENDENT LIVING CNTRS	02.190	2808	1,292,546.00	1,281,957.25	---	10,588.75
<u>DEPARTMENT OF HIGHER EDUCATION</u>						
<u>Higher Education Administration</u>						
Higher Education Fund (0116)						
GEAR UP PROGRAM PS	03.080	0441	234,763.00	22,929.97	---	211,833.03
GEAR UP PROGRAM E&E	03.080	0447	538,867.00	4,177.96	---	534,689.04
GEAR UP PROGRAM	03.080	0450	697,572.00	---	---	697,572.00
EISENHOWER GRANT PS	03.020	0795	62,157.00	42,233.99	---	19,923.01
EISENHOWER GRANT E&E	03.020	0796	20,400.00	9,718.84	---	10,681.16
COORDINATION ADMIN EE	03.005	1064	27,200.00	18,527.24	---	8,672.76
COORDINATION ADMIN PS	03.005	1110	203,734.00	199,812.30	---	3,921.70
EISENHOWER GRANT	03.020	1305	1,698,000.00	941,626.72	---	756,373.28
FED GRANTS/DONATIONS E&E	03.025	5316	1,953,400.00	330.00	---	1,953,070.00
FED GRANTS/DONATIONS PS	03.025	6228	45,600.00	---	---	45,600.00
FED GRANTS/DONATIONS	03.025	6229	1,000.00	---	---	1,000.00

DEPARTMENT OF HEALTH AND SENIOR SERVICES

Health Fund (0143)						
FEDERAL GRANTS E&E	10.640	2123	4,983,445.00	1,903,642.84	---	3,079,802.16
HEALTH STATE OWNED	13.130	2582	1,048,324.00	1,020,813.97	---	27,510.03
FEDERAL GRANTS PS	10.640	3946	720,000.00	8,952.04	---	711,047.96
HEALTH LEASING	13.130	4182	2,371,842.00	2,146,763.50	---	225,078.50
REFUNDS	10.635	7330	7,340.00	7,319.66	---	20.34
DHSS Disaster Fund (0178)						
DHSS DISASTER FUND	10.645	1689	1.00	---	---	1.00

Office of the Director

Health Fund (0143)						
DIRECTOR'S OFFICE PS	10.600	8445	1,671,562.00	1,497,419.98	---	174,142.02
DIRECTOR'S OFFICE E&E	10.600	8446	403,297.00	111,788.08	---	291,508.92

Center Emergency Response/Terrorism

Health Fund (0143)						
CTR ER RESP/TERRORISM E&E	10.620	5641	20,679,535.00	17,247,928.45	---	3,431,606.55
CTR ER RESP/TERRORISM PS	10.620	5903	3,085,682.00	2,645,898.95	---	439,783.05

State Public Health Lab

Health Fund (0143)						
PUBLIC HEALTH LAB PS	10.610	4174	616,336.00	507,225.88	---	109,110.12
PUBLIC HEALTH LAB E&E	10.610	4175	1,192,389.00	1,015,931.02	---	176,457.98

Office of Minority Health

Health Fund (0143)						
OFC OF MINORITY HLTH PS	10.680	7146	123,874.00	66,775.35	---	57,098.65
OFC OF MINORITY HLTH E&E	10.680	7147	284,409.00	7,979.44	---	276,429.56
MINORITY HLTH & AGING PRG	10.680	7149	45,045.00	2,915.00	---	42,130.00

Administration

Health Fund (0143)						
ADMIN SHARED EXPENSES E&E	10.615	6806	65,315.00	23,675.05	---	41,639.95
DIVISION OF ADMIN PS	10.615	7695	2,289,118.00	2,200,904.47	---	88,213.53
DIVISION OF ADMIN E&E	10.615	7696	2,243,703.00	1,913,088.35	---	330,614.65

Division of Community and Public Health

Health Fund (0143)						
HEAD INJURY SERVICES	10.660	0271	102,653.00	---	---	102,653.00
DIV COMM&PUBLIC HLTH PS	10.650	1217	15,576,867.00	12,979,763.98	---	2,597,103.02
DIV COMM&PUBLIC HLTH E&E	10.650	1218	3,694,779.00	2,277,184.92	---	1,417,594.08
DIV COMM&PUBLIC HLTH PROG	10.660	1256	31,989,822.00	26,248,679.45	---	5,741,142.55
MEDICATIONS	10.660	1493	11,213,055.00	11,213,055.00	---	---
SUMMER FOOD SVS PRGM DIST	10.665	1662	6,845,879.00	6,844,944.22	---	934.78

**STATE OF MISSOURI
SUMMARY OF APPROPRIATION ACTIVITY
GENERAL FUND - FEDERAL FUNDS
FOR THE APPROPRIATION YEAR 2008**

	H.B. No.	Appr. No.	Appropriations	Expenditures and Transfers Out	Biennial Rollovers and Reappropriations to 2009	Lapse of Appropriations
DCPH MEDICAID PS	10.650	1964	974,474.00	950,223.90	---	24,250.10
DCPH MEDICAID E&E	10.650	1966	86,388.00	59,190.94	---	27,197.06
DCPH PROG MEDICAID	10.660	1974	190,980.00	187,220.22	---	3,759.78
HEAD INJRY SVS MEDICAID	10.660	2002	146,947.00	146,945.98	---	1.02
MEDICAL LOAN PROGRAM	10.675	3934	274,446.00	142,800.00	---	131,646.00
SEXUAL ASSAULT PREVENTION	10.660	4659	889,134.00	707,696.31	---	181,437.69
WIC SUPP FOOD DISTRIBUT	10.665	7730	114,470,273.00	114,160,330.92	---	309,942.08
CHILD-ADULT CARE FOOD PRG	10.665	8456	39,966,964.00	39,966,662.22	---	301.78
<u>Division of Senior and Disability Service</u>						
Health Fund (0143)						
DIV SENIOR&DISABILITY PS	10.685	1260	2,669,162.00	2,649,060.57	---	20,101.43
DIV SENIOR&DISABILITY E&E	10.685	1261	466,132.00	312,562.46	---	153,569.54
DSDS MEDICAID PS	10.685	2012	6,371,383.00	6,090,859.20	---	280,523.80
DSDS MEDICAID E&E	10.685	2013	506,881.00	468,404.67	---	38,476.33
IN HOME SVS PGRM MEDICAID	10.695	2029	251,559,890.00	251,556,940.97	---	2,949.03
HCS MEALS MEDICAID	10.705	2033	5,086,497.00	4,656,153.24	---	430,343.76
ALZHEIMER'S SERVICE	10.700	2909	265,670.00	240,107.98	---	25,562.02
HOME & COMMUNITY SVS PRGM	10.690	2980	1,667,028.00	738,564.34	---	928,463.66
HOME & COMMNTY SVS GRANTS	10.705	2981	31,536,227.00	29,742,852.08	---	1,793,374.92
HEALTHCARE TECH CASE MGMT	10.605	3447	1,300,000.00	58,230.67	---	1,241,769.33
<u>Division of Regulation and Licensure</u>						
Health Fund (0143)						
DIV OF REG&LICENSURE PS	10.720	1266	7,017,699.00	6,688,326.87	---	329,372.13
DIV OF REG&LICENSURE E&E	10.720	1269	835,954.00	700,450.66	---	135,503.34
CHILD CARE IMPROVE PRGM	10.725	1812	938,675.00	515,349.95	---	423,325.05
DRL MEDICAID PS	10.720	2018	3,774,498.00	3,203,034.05	---	571,463.95
DRL MEDICAID E&E	10.720	2021	439,187.00	192,805.96	---	246,381.04
<u>DEPARTMENT OF TRANSPORTATION</u>						
Multimodal Operations Fund (0126)						
FRINGES MULTIMODAL PS	04.245	0102	211,971.00	164,025.79	---	47,945.21
GRANTS-SEC 5303 (8)	04.290	0437	10,830,000.00	5,074,891.52	---	5,755,108.48
GRANTS-SEC 5309 (SEC 3)	04.285	1316	16,280,000.00	6,762,801.18	---	9,517,198.82
HIGH SPEED RAIL STUDY	04.295	1880	1.00	---	---	1.00
NEW FREEDOM PRGM	04.265	2263	600,000.00	111,261.00	---	488,739.00
JOB ACCESS & REV COM GNTS	04.280	2264	1,200,000.00	197,249.80	---	1,002,750.20

SMALL URBANIZED TRAN ASST	04.275	4263	1.00	---	---	1.00
SUPPORT TO MULTIMODAL DIV	04.250	4272	71,500.00	71,500.00	---	---
LOCAL RAIL SERVICE ASSIST	04.295	5306	1.00	---	---	1.00
CI GRANTS SEC 5310 (16)	04.265	8493	5,775,000.00	815,061.24	---	4,959,938.76
SMALL URBAN&RURAL TRAN	04.280	8726	17,130,000.00	12,662,680.04	---	4,467,319.96
MULTIMODAL OPS ADMIN PS	04.245	8901	523,870.00	361,926.28	---	161,943.72
MULTIMODAL OPS ADMIN E&E	04.245	8902	400,000.00	141,832.77	---	258,167.23
FEDERAL AVIATION ASSIST	04.330	8905	52,574,000.00	22,388,802.04	---	30,185,197.96
Transportation - Highway Safety Fund (0149)						
MAINTENANCE PS	04.215	6309	346,118.00	326,145.66	---	19,972.34
MAINTENANCE E&E	04.215	6310	50,000.00	49,864.14	---	135.86
FRINGES MAINTENANCE PS	04.215	6312	91,308.00	89,911.63	---	1,396.37
FRINGES MAINTENANCE E&E	04.215	6313	1,256.00	313.04	---	942.96
HIGHWAY SAFETY GRANTS	04.215	6314	18,054,000.00	13,321,988.52	---	4,732,011.48
MCSAP/Division of Transportation Fund (0185)						
MOTOR CARRIER SFTY ASSIST	04.215	6315	1,500,000.00	1,233,004.57	---	266,995.43

DEPARTMENT OF LABOR AND INDUSTRIAL RELATIONS

Labor and Industrial Relations - Commission on Human Rights Fund (0117)

DOLIR LEASING	13.075	2464	5,160.00	114.24	---	5,045.76
DOLIR STATE OWNED	13.075	2783	43,228.00	43,137.20	---	90.80

Labor and Industrial Relations Administrative Fund (0122)

DOLIR STATE OWNED	13.075	2798	311,594.00	186,566.36	---	125,027.64
-------------------	--------	------	------------	------------	-----	------------

Division of Labor Standards Fund (0186)

DOLIR STATE OWNED	13.075	2697	6,737.00	6,654.28	---	82.72
-------------------	--------	------	----------	----------	-----	-------

Unemployment Compensation Administration Fund (0948)

DOLIR STATE OWNED	13.075	2700	764,398.00	764,397.24	---	0.76
DOLIR LEASING	13.075	3233	200,465.00	144,057.01	---	56,407.99

Director and Staff

Labor and Industrial Relations Administrative Fund (0122)

DIRECTOR AND STAFF PS	07.800	1869	2,646,104.00	2,354,681.61	---	291,422.39
DIRECTOR AND STAFF EE	07.800	1870	3,010,537.00	1,214,710.78	---	1,795,826.22
LIFE INSURANCE COSTS	07.800	2926	88,037.00	70,188.44	---	17,848.56

Unemployment Compensation Administration Fund (0948)

DIRECTOR AND STAFF PS	07.800	5831	1.00	---	---	1.00
DIRECTOR AND STAFF E&E	07.800	5834	1,261,000.00	1,255,111.19	---	5,888.81

**STATE OF MISSOURI
SUMMARY OF APPROPRIATION ACTIVITY
GENERAL FUND - FEDERAL FUNDS
FOR THE APPROPRIATION YEAR 2008**

	H.B. No.	Appr. No.	Appropriations	Expenditures and Transfers Out	Biennial Rollovers and Reappropriations to 2009	Lapse of Appropriations
<u>Division of Labor Standards</u>						
Division of Labor Standards Fund (0186)						
ADMINISTRATION/LS PS	07.820	2320	1.00	---	---	1.00
ADMINISTRATION/LS E&E	07.820	2507	32,670.00	---	---	32,670.00
ON-SITE CONSULT/LS PS	07.825	5890	774,503.00	378,944.98	---	395,558.02
ON-SITE CONSUL/LS E&E	07.825	5891	298,078.00	268,532.76	---	29,545.24
MINE SAFETY TRNG PRGM PS	07.830	5892	281,768.00	79,057.51	---	202,710.49
MINE SAFETY TRNG PRGM E&E	07.830	5893	82,985.00	81,280.65	---	1,704.35
<u>Division of Worker's Compensation</u>						
Labor and Industrial Relations - Crime Victims Fund (0191)						
CRIME VICTIMS ADMIN	07.855	3887	50,000.00	---	---	50,000.00
CRIME VICTIMS COMP FUND	07.860	7650	3,412,671.00	3,361,457.43	---	51,213.57
<u>Division of Employment Security</u>						
Unemployment Compensation Administration Fund (0948)						
ADMIN EMP SEC PS	07.875	0694	25,766,927.00	17,726,670.02	---	8,040,256.98
ADMIN EMP SEC E&E	07.875	0696	5,691,352.00	3,377,144.07	---	2,314,207.93
EMPLOYMENT & TRAINING PAY	07.880	3910	10,350,000.00	10,348,739.00	---	1,261.00
<u>Commission on Human Rights</u>						
Labor and Industrial Relations - Commission on Human Rights Fund (0117)						
COMM ON HUMAN RIGHTS PS	07.905	5996	869,028.00	711,342.30	---	157,685.70
COMM ON HUMAN RIGHTS E&E	07.905	5998	161,866.00	99,586.15	---	62,279.85
<u>Labor and Industrial Relations Commission</u>						
Unemployment Compensation Administration Fund (0948)						
INDUSTRIAL COMMISSION PS	07.815	3094	427,682.00	386,589.01	---	41,092.99
INDUSTRIAL COMMISSION E&E	07.815	3095	73,061.00	19,811.14	---	53,249.86

DEPARTMENT OF MENTAL HEALTHMental Health Intergovernmental Transfer
Fund (0147)

DMH INTERGOVERNMENTAL	10.065	5906	8,000,000.00	6,202,133.00	---	1,797,867.00
Mental Health Fund (0148)						
MENTAL HEALTH LEASING	13.120	0665	4,778.00	4,778.00	---	---
DMH FEDERAL FUND E&E	10.050	2049	1,794,378.00	755,470.36	---	1,038,907.64
MENTAL HEALTH STATE OWNED	13.120	2591	196,541.00	196,541.00	---	---
DMH INTERGOVERNMENTAL	10.065	5905	11,000,000.00	10,212,139.00	---	787,861.00
CHILD SYSTEM OF CARE PS	10.055	7243	136,673.00	72,012.58	---	64,660.42
CHILD SYSTEM OF CARE E&E	10.055	7244	184,615.00	55,489.73	---	129,125.27
CHILD SYSTEM OF CARE PRG	10.055	7245	7,165,301.00	3,772,771.34	---	3,392,529.66
DMH FEDERAL FUND PS	10.050	9373	109,691.00	---	---	109,691.00

Office of the Director

Mental Health Fund (0148)

DIRECTOR'S OFFICE PS	10.005	0670	36,673.00	25,434.97	---	11,238.03
SHELTER PLUS CARE GRANTS	10.060	1681	6,477,339.00	6,477,339.00	---	---
REV MAX CONTRACTS	10.025	1688	45,757.00	45,754.00	---	3.00
DIRECTOR'S OFFICE E&E	10.005	2045	76,223.00	18,756.68	---	57,466.32
MH TRANSF GRANT PS	10.020	3621	705,685.00	551,249.90	---	154,435.10
MH TRANSF GRANT E&E	10.020	3623	2,060,214.00	1,003,982.71	---	1,056,231.29
HEALTHCARE TECHNOLOGY E&E	10.025	3628	1,716,650.00	---	---	1,716,650.00
OPERATIONAL SUPPORT PS	10.025	5311	719,822.00	694,130.12	---	25,691.88
OPERATIONAL SUPPORT E&E	10.025	5312	747,016.00	407,413.23	---	339,602.77

Division of Alcohol and Drug Abuse

Mental Health Fund (0148)

ADA ADOLESCENT TRMT	10.110	0155	455,465.00	1,129.89	---	454,335.11
INCENTIVE & HIGH RISK E&E	10.105	1000	2,821,412.00	2,821,412.00	---	---
ADA TREATMENT SVS E&E	10.110	2051	646,412.00	210,244.09	---	436,167.91
ADA ADMIN PS	10.100	2151	813,938.00	645,701.83	---	168,236.17
ADA ADMIN E&E	10.100	2152	183,541.00	142,782.23	---	40,758.77
PREVENTION & EDU SVS	10.105	2154	4,288,996.00	3,809,150.05	---	479,845.95
SATOP	10.120	3899	407,458.00	204,955.04	---	202,502.96
PREVENTION & EDU SVS PS	10.105	4143	360,405.00	294,773.70	---	65,631.30
PREVENTION & EDU SVS E&E	10.105	4144	102,363.00	21,768.98	---	80,594.02
TOBACCO INVESTIGTNS PS	10.105	4145	200,763.00	197,021.88	---	3,741.12
TOBACCO INVESTIGTNS E&E	10.105	4146	103,622.00	58,513.44	---	45,108.56
ADA TREATMENT SERVICES	10.110	4149	20,827,275.00	18,254,894.49	---	2,572,380.51
ADA TREATMENT SVS PS	10.110	4150	776,924.00	674,560.30	---	102,363.70
COMMUNITY 2000	10.105	4650	2,059,693.00	1,918,000.46	---	141,692.54
SCHOOL BASED PREVENTION	10.105	4651	1,227,356.00	1,200,594.99	---	26,761.01
INCENTIVE & HIGH RISK PS	10.105	5056	127,226.00	65,470.96	---	61,755.04

**STATE OF MISSOURI
SUMMARY OF APPROPRIATION ACTIVITY
GENERAL FUND - FEDERAL FUNDS
FOR THE APPROPRIATION YEAR 2008**

	H.B. No.	Appr. No.	Appropriations	Expenditures and Transfers Out	Biennial Rollovers and Reappropriations to 2009	Lapse of Appropriations
SYS ENHANCEMENT (YTH) PS	10.110	5298	8,818.00	2,561.24	---	6,256.76
SYS ENHANCEMENT (YTH) E&E	10.110	5299	731,802.00	61,860.83	---	669,941.17
ADA FED MEDICAID	10.110	6677	19,305,613.00	15,852,723.34	---	3,452,889.66
ACCESS RECOVERY GRANT PS	10.110	7037	152,329.00	136,566.51	---	15,762.49
ACCESS RECOVERY GRANT E&E	10.110	7038	693,550.00	627,017.45	---	66,532.55
ACCESS RECOVERY TREATMENT	10.110	7039	6,589,796.00	5,503,220.66	---	1,086,575.34
SATOP PS	10.120	7246	19,812.00	19.36	---	19,792.64
<u>Division of Comprehensive Psychiatric Services</u>						
Mental Health Fund (0148)						
METRO STL PSY CTR PS	10.320	0874	186,078.00	186,078.00	---	---
MID MISSOURI MHC PS	10.325	0876	324,325.00	324,325.00	---	---
NW MO PSY REHAB CENTER PS	10.305	1003	511,094.00	372,528.32	---	138,565.68
STL PSY REHAB CTR PS	10.310	1004	202,096.00	202,096.00	---	---
ADULT COMMUNITY PRGM PS	10.210	1480	209,708.00	208,720.38	---	987.62
YOUTH COMMUNITY PRGM PS	10.225	1483	103,366.00	99,597.37	---	3,768.63
HOMELESS MENTALLY ILL	10.210	1686	800,000.00	737,794.38	---	62,205.62
CPS ADMIN PS	10.200	1846	586,686.00	525,048.77	---	61,637.23
CPS ADMIN E&E	10.200	1847	366,601.00	253,643.04	---	112,957.96
ADULT COMMUNITY PRGM E&E	10.210	2054	1,792,633.00	628,815.72	---	1,163,817.28
ADULT COMMUNITY PROGRAM	10.210	2055	14,062,396.00	9,921,488.91	---	4,140,907.09
YOUTH COMMUNITY PRGM E&E	10.225	2058	1,113,607.00	30,004.88	---	1,083,602.12
YOUTH COMMUNITY PROGRAM	10.225	2059	2,696,148.00	1,081,071.18	---	1,615,076.82
SUICIDE PREVENTION PS	10.200	2075	24,167.00	19,673.56	---	4,493.44
CPS PHAR CONTR POOL E&E	14.165	2632	658,511.00	658,511.00	---	---
MEDICATION COST INCREASES	10.235	2767	916,243.00	916,242.00	---	1.00
SW MO PSY REHAB CTR PS	10.315	3042	144,814.00	144,813.88	---	0.12
SW MO PSY REHAB CTR E&E	10.315	3047	28,658.00	28,657.77	---	0.23
SCHOOL BASE MH CLINICIONS	10.225	4353	1,482,213.00	8,693.59	---	1,473,519.41
SUICIDE PREVENTION E&E	10.200	4654	620,401.00	503,268.55	---	117,132.45
HAWTHORN PSY HOSPTL PS	10.350	5567	1,447,308.00	1,447,308.00	---	---
HAWTHORN PSY HOSPTL E&E	10.350	5568	78,684.00	78,684.00	---	---
ADULT CP FED MEDICAID	10.210	6678	66,047,286.00	61,649,680.66	---	4,397,605.34
YOUTH CP FED MEDICAID	10.225	6679	18,321,739.00	14,832,616.96	---	3,489,122.04
COTTONWOOD TRMT CTR PS	10.355	7014	1,552,620.00	1,403,997.97	---	148,622.03
COTTONWOOD TRMT CTR E&E	10.355	7015	350,000.00	324,901.36	---	25,098.64
NW MO PSY REHAB OVERTIME	10.305	7189	10,759.00	10,758.89	---	0.11

STL PSY REHAB OVERTIME	10.310	7191	890.00	890.00	---	---
HAWTHORN HOSP OVERTIME	10.350	7194	6,909.00	6,908.34	---	0.66
COTTONWOOD TRMT OVERTIME	10.355	7196	1,071.00	1,071.00	---	---
METRO STL PSY OVERTIME	10.320	7198	1,093.00	1,091.07	---	1.93
MID MO MHC OVERTIME	10.325	7200	5,799.00	5,799.00	---	---
FULTON STATE HOSPITAL PS	10.300	7356	126,448.00	63,475.65	---	62,972.35
FULTON STATE HOSPITAL E&E	10.300	7357	75,150.00	68,177.81	---	6,972.19

**Division of Mental Retardation -
Developmental Disabilities**

Mental Health Fund (0148)

BELLEVILLE HC PS	10.555	0886	1,271,935.00	1,269,063.22	---	2,871.78
NW COMMUNITY SERVICES PS	10.560	0887	727,594.00	723,002.51	---	4,591.49
MARSHALL HC PS	10.565	0888	1,816,203.00	842,191.04	---	974,011.96
MR COMMUNITY PROGRAMS PS	10.410	1683	822,126.00	798,670.52	---	23,455.48
MR COMMUNITY PROGRAMS E&E	10.410	1684	341,776.00	61,741.14	---	280,034.86
MRDD ADMIN PS	10.400	1913	294,183.00	262,121.27	---	32,061.73
MRDD ADMIN E&E	10.400	1914	63,881.00	59,625.43	---	4,255.57
COMMUNITY PROGRAMS	10.410	1922	7,315,726.00	1,580,862.61	---	5,734,863.39
COMMUNITY PRG-MEDICAID MT	10.410	2074	13,803,825.00	12,861,547.48	---	942,277.52
BELLEVILLE HC E&E	10.555	2347	653,871.00	596,087.12	---	57,783.88
MARSHALL HC E&E	10.565	2355	351,690.00	325,682.04	---	26,007.96
HIGGINSVILLE HC PS	10.560	3027	270,459.00	269,422.50	---	1,036.50
KANSAS CITY RC E&E	10.520	3028	192,517.00	150,665.38	---	41,851.62
SIKESTON RC E&E	10.540	3029	8,872.00	8,872.00	---	---
ST LOUIS RC E&E	10.550	3030	221,342.00	169,858.62	---	51,483.38
DEV DISABILITS GRANT PS	10.415	4163	361,655.00	325,968.28	---	35,686.72
DEV DISABILITS GRANT E&E	10.415	4164	1,187,593.00	929,979.27	---	257,613.73
MRDD FED MEDICAID	10.410	6680	247,473,688.00	247,473,687.10	---	0.90
ALBANY RC PS	10.500	7125	430,765.00	384,141.10	---	46,623.90
CENTRAL MO RC PS	10.505	7126	975,002.00	960,798.15	---	14,203.85
HANNIBAL RC PS	10.510	7127	326,285.00	326,173.93	---	111.07
JOPLIN RC PS	10.515	7128	367,726.00	280,467.00	---	87,259.00
KANSAS CITY RC PS	10.520	7129	1,495,806.00	1,443,833.90	---	51,972.10
KIRKSVILLE RC PS	10.525	7130	311,530.00	311,271.78	---	258.22
POPULAR BLUFF RC PS	10.530	7131	304,164.00	245,824.69	---	58,339.31
ROLLA RC PS	10.535	7132	586,384.00	337,812.17	---	248,571.83
SIKESTON RC PS	10.540	7133	243,130.00	218,193.12	---	24,936.88
SPRINGFIELD RC PS	10.545	7134	696,382.00	525,180.88	---	171,201.12
ST. LOUIS RC PS	10.550	7135	3,993,309.00	3,988,575.44	---	4,733.56
ALBANY RC E&E	10.500	7136	858.00	832.24	---	25.76
CENTRAL MO RC E&E	10.505	7137	105,247.00	89,625.26	---	15,621.74
HANNIBAL RC E&E	10.510	7138	16,108.00	16,107.37	---	0.63
JOPLIN RC E&E	10.515	7139	55,833.00	4,105.63	---	51,727.37
KIRKSVILLE RC E&E	10.525	7140	18,837.00	18,837.00	---	---

**STATE OF MISSOURI
SUMMARY OF APPROPRIATION ACTIVITY
GENERAL FUND - FEDERAL FUNDS
FOR THE APPROPRIATION YEAR 2008**

	H.B. No.	Appr. No.	Appropriations	Expenditures and Transfers Out	Biennial Rollovers and Reappropriations to 2009	Lapse of Appropriations
POPULAR BLUFF RC E&E	10.530	7141	15,754.00	15,754.00	---	---
ROLLA RC E&E	10.535	7142	26,088.00	25,533.43	---	554.57
SPRINGFIELD RC E&E	10.545	7143	24,552.00	1,619.74	---	22,932.26
BELLEFONTAINE HC OVERTIME	10.555	7228	37,055.00	37,053.16	---	1.84
HIGGINSVILLE HC OVERTIME	10.560	7230	88,342.00	88,342.00	---	---
MARSHALL HC OVERTIME	10.565	7232	52,364.00	52,089.13	---	274.87
<u>DEPARTMENT OF NATURAL RESOURCES</u>						
Natural Resources Fund (0140)						
JOBS NOW PROJECTS	06.375	1005	1,000.00	---	---	1,000.00
DNR STATE OWNED	13.060	2701	407,754.00	407,751.86	---	2.14
REFUND ACCOUNTS	06.385	2736	1,500.00	1,301.66	---	198.34
HISTORICAL EXHIBIT E&E	06.365	3360	1.00	---	---	1.00
DNR LEASING	13.060	4306	379,697.00	349,673.29	---	30,023.71
HOMELAND SECURITY E&E	06.370	5643	129,000.00	94,150.68	---	34,849.32
HOMELAND SECURITY PS	06.370	6326	53,924.00	35,957.82	---	17,966.18
HOMELAND SECURITY PRGM	06.370	6807	315,634.00	234,220.67	---	81,413.33
Abandoned Mined Reclamation Fund (0697)						
REFUND ACCOUNTS	06.385	3545	165.00	---	---	165.00
<u>Department Operations</u>						
Natural Resources Fund (0140)						
DEPT OPERATIONS PS	06.200	1810	1,081,621.00	1,021,650.62	---	59,970.38
DEPT OPERATIONS E&E	06.200	1811	332,473.00	195,469.35	---	137,003.65
<u>Water Resources Center</u>						
Natural Resources Fund (0140)						
WATER RESOURCES PS	06.215	5247	340,787.00	272,157.66	---	68,629.34
WATER RESOURCES E&E	06.215	5248	190,209.00	37,408.84	---	152,800.16
<u>Soil and Water Conservation Program</u>						
Natural Resources Fund (0140)						
DEMONSTRATION PROJECTS	06.220	8046	100,000.00	---	---	100,000.00
<u>Energy Center</u>						
Natural Resources Fund (0140)						
ENERGY CNTR OPERATING PS	06.205	3294	726,917.00	596,056.36	---	130,860.64
ENERGY CNTR OPERATING E&E	06.205	3296	109,257.00	89,290.94	---	19,966.06
ENERGY EFFICIENT SERVICES	06.210	3297	7,384,886.00	5,727,530.94	---	1,657,355.06

Division of Environmental Quality

Natural Resources Fund (0140)

HAZARD MAT ANALYSIS	06.225	0884	100,000.00	---	---	100,000.00
ENVIRONMENT EMERG RESPONS	06.225	1358	250,000.00	---	---	250,000.00
ENVIRONMENTAL QUALITY PS	06.215	1860	5,717.00	---	---	5,717.00
ENVIRONMENTAL QUALITY E&E	06.215	1871	3,253.00	---	---	3,253.00
TECHNCL ASSIST GRANTS DEQ	06.280	2231	679,633.00	679,201.64	---	431.36
LEAKING UNDRGRD STOR TANK	06.255	2506	420,000.00	297.00	---	419,703.00
WATER QUALITY STUDY GRANT	06.235	3476	9,444,925.00	2,605,090.12	---	6,839,834.88
AIR POLLUTION CNTRL PS	06.215	5367	520,000.00	517,688.58	---	2,311.42
AIR POLLUTION CNTRL E&E	06.215	5372	615,948.00	364,826.31	---	251,121.69
HAZARDOUS WASTE PS	06.215	5376	3,702,695.00	3,477,094.46	---	225,600.54
HAZARDOUS WASTE E&E	06.215	5382	465,684.00	405,570.05	---	60,113.95
LAND RECLAMATION PS	06.215	5397	471,657.00	462,702.05	---	8,954.95
LAND RECLAMATION E&E	06.215	5402	119,012.00	63,501.34	---	55,510.66
SOLID WASTE MGMT E&E	06.215	6058	200.00	---	---	200.00
WATER PROTECTION PRG PS	06.215	7173	2,846,018.00	2,794,013.77	---	52,004.23
WATER PROTECTION PRG E&E	06.215	7177	2,303,411.00	1,375,072.55	---	928,338.45
AIR POLL CONTROL GRANTS	06.245	7452	1,409,300.00	980,914.95	---	428,385.05
ABANDNED MINE LAND RECLMT	06.270	7455	1,750,000.00	837,148.86	---	912,851.14
SMALL OPERATOR ASSIST	06.270	7606	50,000.00	---	---	50,000.00
SUPERFUND CLEANUP	06.255	8053	975,000.00	341,856.61	---	633,143.39
Abandoned Mined Reclamation Fund (0697)						
LAND RECLAMATION-EE	06.215	6879	15.00	---	---	15.00

Division of Geology and Land Survey

Natural Resources Fund (0140)

DGLS OPERATION PS	06.215	2401	665,593.00	589,328.26	---	76,264.74
DGLS OPERATION E&E	06.215	2408	302,606.00	245,151.29	---	57,454.71
LAND SURVEY RESTOR PROJ	06.305	7772	40,000.00	---	---	40,000.00

Division of State Parks

Natural Resources Fund (0140)

HISTORIC PRESERVATION PS	06.350	1883	350,626.00	347,714.75	---	2,911.25
HISTORIC PRESERVATION E&E	06.350	1884	58,745.00	42,230.55	---	16,514.45
STATE PARK OPERATION PS	06.310	1946	104,908.00	86,067.49	---	18,840.51
STATE PARK OPERATION E&E	06.310	1947	31,306.00	28,295.16	---	3,010.84
STATE PARK GRANTS	06.340	2089	175,000.00	16,855.39	---	158,144.61
HISTORIC PRESERV GRANTS	06.360	3290	500,000.00	69,114.00	---	430,886.00
OUTDOOR RECREATION GRANTS	06.345	3292	4,292,785.00	1,649,446.32	---	2,643,338.68
DNR SPENDING AUTHORITY	18.065	4053	730,680.00	34,876.35	695,803.65	---
DNR SPENDING AUTHORITY	20.030	4117	639,815.00	---	50,000.00	589,815.00

**STATE OF MISSOURI
SUMMARY OF APPROPRIATION ACTIVITY
GENERAL FUND - FEDERAL FUNDS
FOR THE APPROPRIATION YEAR 2008**

	H.B. No.	Appr. No.	Appropriations	Expenditures and Transfers Out	Biennial Rollovers and Reappropriations to 2009	Lapse of Appropriations
<u>Field Services Division</u>						
Natural Resources Fund (0140)						
FIELD SERVICES PS	06.215	1820	4,061,547.00	3,875,479.21	---	186,067.79
FIELD SERVICES E&E	06.215	1821	1,766,165.00	650,865.14	---	1,115,299.86
TECHNCL ASSIST GRANTS FSD	06.280	2232	7,500.00	---	---	7,500.00
CLEANUP CONTROLLED SUBST	06.225	7182	209,199.00	95,255.65	---	113,943.35
<u>DEPARTMENT OF PUBLIC SAFETY</u>						
State Emergency Management Fund (0145)						
PUBLIC SAFETY STATE OWNED	13.080	3720	2,198.00	2,139.84	---	58.16
PUBLIC SAFETY LEASING	13.080	7470	3,727.00	3,645.89	---	81.11
Public Safety Fund (0152)						
PUBLIC SAFETY STATE OWNED	13.080	3719	362.00	8.64	---	353.36
Justice Assistance Grant Program Fund (0782)						
PUBLIC SAFETY LEASING	13.080	4215	48,924.00	48,924.00	---	---
<u>Office of the Director</u>						
Public Safety - Juvenile Accountability Incentive Block Grant Fund (0121)						
JUV JUS ACCTABILITY GRANT	08.015	1584	2,000,000.00	883,881.29	---	1,116,118.71
DIRECTOR ADMIN PS	08.005	1603	58,632.00	20,419.37	---	38,212.63
DIRECTOR ADMIN E&E	08.005	1604	13,320.00	4,294.78	---	9,025.22
State Emergency Management Fund (0145)						
DIRECTOR ADMIN PS	08.005	3695	199,830.00	177,513.42	---	22,316.58
Public Safety Fund (0152)						
NARCOTICS CONTROL ASSIST	08.020	0961	1,000,000.00	574,840.78	---	425,159.22
VICTIM OF CRIME ACT	08.040	0962	7,500,000.00	7,202,607.98	---	297,392.02
JUV JUS DELINQUENCY PREV	08.010	1377	1,799,925.00	971,327.32	---	828,597.68
DIRECTOR ADMIN E&E	08.005	1429	309,942.00	181,710.84	---	128,231.16
VIOLENCE AGAINST WOMEN	08.045	2331	2,499,500.00	2,250,798.69	---	248,701.31
RESIDENTIAL SUBST ABUSE	08.065	3390	250,000.00	101,191.65	---	148,808.35
DIRECTOR ADMIN PS	08.005	4340	312,124.00	287,540.23	---	24,583.77
NATL FORENSIC IMPRV PRGM	08.055	6043	447,287.00	349,278.99	---	98,008.01
Justice Assistance Grant Program Fund (0782)						
DIRECTOR ADMIN PS	08.005	2248	195,121.00	188,485.00	---	6,636.00
DIRECTOR ADMIN E&E	08.005	2250	82,800.00	72,974.53	---	9,825.47
NARCOTICS CONTROL ASSIST	08.020	2251	6,000,000.00	5,906,995.52	---	93,004.48

Division of Fire Safety

Public Safety Fund (0152)

F S ADMIN E&E	08.165	2103	311,270.00	---	---	311,270.00
---------------	--------	------	------------	-----	-----	------------

State Highway Patrol

Public Safety Fund (0152)

HIGH INTSTY DRUG TRAFFG	08.085	0625	1,975,000.00	1,966,413.45	---	8,586.55
SHP TECHNICAL SERVICE PS	08.130	0629	40,505.00	38,122.50	---	2,382.50
SHP ACADEMY E&E	08.115	0972	59,655.00	45,353.49	---	14,301.51
VEH & DRIVER SAFETY E&E	08.120	0974	700,000.00	240,896.73	---	459,103.27
SHP ENFORCEMENT PS	08.095	1135	3,484,866.00	2,121,675.41	---	1,363,190.59
SHP ENFORCEMENT E&E	08.095	1140	8,240,177.00	4,979,457.06	---	3,260,719.94
SHP TECHNICAL SERVICE E&E	08.130	2284	1,897,969.00	559,042.42	---	1,338,926.58
FRINGE BENEFITS PS	08.090	4345	1,099,579.00	1,054,473.12	---	45,105.88
FRINGE BENEFITS E&E	08.090	4348	72,395.00	64,867.13	---	7,527.87
CRIME LABS GRANTS	08.110	4372	877,698.00	---	---	877,698.00
CRIME LABS PS	08.110	9478	215,786.00	100,606.52	---	115,179.48
CRIME LABS E&E	08.110	9479	2,636,223.00	294,988.56	---	2,341,234.44

Federal Drug Seizure Fund (0194)

STATE HIGHWAY PATROL	13.090	0810	96,606.00	78,556.98	---	18,049.02
SHP ENFORCEMENT E&E	08.095	7183	455,727.00	413,208.96	---	42,518.04

Division of Liquor Control

Public Safety Fund (0152)

ALCOHOL & TOBACCO CNTR PS	08.155	3088	311,877.00	253,065.39	---	58,811.61
ALCOHOL & TOBACCO CNTR EE	08.155	3089	153,908.00	44,105.49	---	109,802.51

Missouri State Water Patrol

Public Safety Fund (0152)

STATE WATER PATROL E&E	08.145	5674	2,304,504.00	1,454,303.26	---	850,200.74
STATE WATER PATROL PS	08.145	8414	469,636.00	392,369.17	---	77,266.83

Federal Drug Seizure Fund (0194)

STATE WATER PATROL E&E	08.145	7184	20,000.00	10,349.97	---	9,650.03
------------------------	--------	------	-----------	-----------	-----	----------

Adjutant General

Adjutant General Fund (0190)

NG STATEWIDE ENV	17.180	0758	88,147.00	82,469.50	5,677.50	---
NG ST CHARLES ARMORY	17.215	0762	18,597,351.00	---	18,597,351.00	---
NG STATEWIDE FUNDING	17.190	0764	2,848,704.00	1,237,234.01	1,611,469.99	---
NG ALBANY ARMORY	17.210	0771	154,398.00	56,180.00	98,218.00	---
NG MAINTENANCE SHOPS	17.220	0772	3,682,182.00	---	3,682,182.00	---
NG SPIINGFIELD AVCRAD	17.205	0775	61,567,366.00	---	61,567,366.00	---
A G FIELD SUPPORT PS	08.265	0909	33,803.00	---	---	33,803.00
M&R AG-STATEWIDE PROJECTS	17.175	1158	4,947,773.00	2,586,748.10	2,361,024.90	---
NF FT WOOD RTI	17.200	1160	18,899,300.00	---	18,899,300.00	---
NG STATEWIDE ENV MGMT	17.180	3008	1,348,026.00	57,794.66	1,290,231.34	---
NATIONAL GUARD	13.100	3195	979,196.00	606,053.52	---	373,142.48

**STATE OF MISSOURI
SUMMARY OF APPROPRIATION ACTIVITY
GENERAL FUND - FEDERAL FUNDS
FOR THE APPROPRIATION YEAR 2008**

	H.B. No.	Appr. No.	Appropriations	Expenditures and Transfers Out	Biennial Rollovers and Reappropriations to 2009	Lapse of Appropriations
NG STATEWIDE ENV-07	17.180	3704	247,755.00	218,675.42	29,079.58	---
DPS-ADJ GEN INSTIT SRVS	13.100	3722	3,366,514.00	3,322,369.69	---	44,144.31
ADJ GEN FEDERAL FUNDING	20.055	4133	4,000,000.00	---	4,000,000.00	---
AG-STATEWIDE PROJECTS	18.095	4180	6,000,000.00	1,567,562.22	4,432,437.78	---
NG FT WOOD M19 RANGE	17.195	4243	792,525.00	200,463.83	592,061.17	---
SPRINGFIELD NEW AVCRAD	17.170	6425	48,265,622.00	4,155,876.92	44,109,745.08	---
CONTRACT SERVICES PS	08.285	6463	12,628,201.00	8,407,108.34	---	4,221,092.66
CONTRACT SERVICES E&E	08.285	6464	7,016,078.00	6,744,636.82	---	271,441.18
CONTRACT SERVICES REFUNDS	08.285	6465	310,000.00	211,302.93	---	98,697.07
A G FIELD SUPPORT E&E	08.265	7277	318,813.00	254,308.07	---	64,504.93
Federal Drug Seizure Fund (0194)						
A G ADMIN E&E	08.250	7185	21,000.00	13,816.68	---	7,183.32
<u>State Emergency Management Agency</u>						
State Emergency Management Fund (0145)						
MERC DISTRIBUTIONS	08.300	0648	346,890.00	269,274.73	---	77,615.27
SEMA GRANT	08.305	1235	60,000,000.00	51,971,857.25	---	8,028,142.75
A G SEMA PS	08.295	1238	1,145,701.00	955,265.07	---	190,435.93
A G SEMA E&E	08.295	6466	376,675.00	191,613.38	---	185,061.62
FIRST RESPONDER TRAINING	08.305	7011	5,000,000.00	317,561.31	---	4,682,438.69
Missouri Disaster Fund (0663)						
SEMA GRANT	08.305	8415	100,400,000.00	100,331,684.11	---	68,315.89
<u>Missouri Veterans' Commission</u>						
Missouri Veterans Commission Fund (0184)						
M&R VC-CAPE G. HOME	17.160	0725	1.00	---	1.00	---
FT LEONARD WOOD CEMETERY	17.165	2886	8,000,000.00	0.05	7,999,999.95	---
CAPE VH FIRE LANE HYDRANT	20.050	3005	1.00	---	1.00	---
<u>DEPARTMENT OF REVENUE</u>						
<u>Legal Services</u>						
Revenue Fund (0132)						
LEGAL SERV E&E	04.005	1741	70,000.00	30,753.64	---	39,246.36
<u>Fiscal Services</u>						
Revenue Fund (0132)						
FISCAL SERV PS	04.005	3644	49,280.00	23,941.51	---	25,338.49
FISCAL SERV E&E	04.005	3645	5,970,006.00	3,384,953.63	---	2,585,052.37

Customer Services - MVDL

Revenue Fund (0132)							
CS MV-DL-CAB PS	04.005	1712	192,856.00	5,371.67	---	187,484.33	
CS MV-DL-CAB E&E	04.005	1713	1,129,816.00	635,460.64	---	494,355.36	

DEPARTMENT OF SOCIAL SERVICES

Third Party Liability Collections Fund (0120)						
SOCIAL SRVS STATE OWNED	13.135	2654	24,311.00	24,310.68	---	0.32
Family Support and Children's Divisions Donations Fund (0167)						
FED GRANTS & DONATIONS	11.015	9946	23,999.00	---	---	23,999.00
Temporary Assistance for Needy Families Fund (0199)						
SOCIAL SRVS STATE OWNED	13.135	2656	387,699.00	387,569.68	---	129.32
Social Services and Other Sources Fund (0610)						
SOCIAL SERVICES LEASING	13.135	1435	6,431,128.00	6,015,084.16	---	416,043.84
SOCIAL SRVS STATE OWNED	13.135	3723	103,975.00	103,974.28	---	0.72
FED GRANTS & DONATIONS	11.015	9942	11,979,960.00	2,182,686.47	---	9,797,273.53

Office of the Director

Social Services and Other Sources Fund (0610)						
OFFICE OF DIRECTOR PS	11.005	2956	12,446.00	12,428.22	---	17.78
HUMAN RESOURCE CENTER PS	11.025	2996	190,145.00	183,017.14	---	7,127.86
HUMAN RESOURCE CENTER E&E	11.025	2997	36,985.00	31,051.95	---	5,933.05
OFFICE OF DIRECTOR E&E	11.005	3065	1,429.00	1,015.21	---	413.79
FIELD & LINE TRAINING	11.030	6794	131,840.00	108,939.93	---	22,900.07

Division of Budget and Finance

Pharmacy Rebates Fund (0114)						
RECPT & DISBRSMT REFUNDS	11.045	6932	25,000.00	2,160.28	---	22,839.72
Third Party Liability Collections Fund (0120)						
RECPT & DISBRSMT REFUNDS	11.045	6930	250,000.00	243,428.50	---	6,571.50
Title XIX Fund (0163)						
RECPT & DISBRSMT REFUNDS	11.045	6929	4,249,000.00	4,092,604.96	---	156,395.04
Federal and Other Fund (0189)						
RECPT & DISBRSMT REFUNDS	11.045	6348	53,000.00	33,309.74	---	19,690.26
Temporary Assistance for Needy Families Fund (0199)						
RECPT & DISBRSMT REFUNDS	11.045	6927	25,000.00	1,074.29	---	23,925.71
Social Services and Other Sources Fund (0610)						
BUDGET & FINANCE PS	11.035	2958	915,932.00	731,212.71	---	184,719.29
BUDGET & FINANCE E&E	11.035	2959	134,386.00	39,976.99	---	94,409.01
REVENUE MAXIMATION E&E	11.040	6169	1,000,000.00	---	---	1,000,000.00
RECPT & DISBRSMT REFUNDS	11.045	6926	225,000.00	188,967.55	---	36,032.45

**STATE OF MISSOURI
SUMMARY OF APPROPRIATION ACTIVITY
GENERAL FUND - FEDERAL FUNDS
FOR THE APPROPRIATION YEAR 2008**

	H.B. No.	Appr. No.	Appropriations	Expenditures and Transfers Out	Biennial Rollovers and Reappropriations to 2009	Lapse of Appropriations
<u>Division of General Services</u>						
Social Services and Other Sources Fund (0610)						
DSS DGS OPERATIONAL M&R	18.015	0607	20,276.00	---	20,276.00	---
GENERAL SERVICES PS	11.055	2962	185,237.00	107,070.49	---	78,166.51
GENERAL SERVICES E&E	11.055	2963	60,583.00	60,334.79	---	248.21
MAIL CENTER CONSOL PS	11.010	4217	19,472.00	19,367.16	---	104.84
MAIL CENTER CONSOL E&E	11.010	4219	9,670.00	9,670.00	---	---
<u>Division of Legal Services</u>						
Third Party Liability Collections Fund (0120)						
LEGAL SERVICES PS	11.060	1009	536,697.00	516,873.79	---	19,823.21
LEGAL SERVICES E&E	11.060	1011	115,339.00	115,208.47	---	130.53
Social Services and Other Sources Fund (0610)						
LEGAL SERVICES PS	11.060	2964	3,033,931.00	2,992,668.51	---	41,262.49
LEGAL SERVICES E&E	11.060	2965	680,184.00	472,950.03	---	207,233.97
<u>Family Support Division</u>						
Third Party Liability Collections Fund (0120)						
FAMILY SUPPORT ADMIN E&E	11.065	6277	134,577.00	134,492.74	---	84.26
Family Support and Children's Divisions Donations Fund (0167)						
SVS FOR VISUALLY IMPAIRED	11.170	4854	99,995.00	---	---	99,995.00
POLK COUNTY TRUST	11.090	8462	10,000.00	9,692.87	---	307.13
Temporary Assistance for Needy Families Fund (0199)						
TEMPORARY ASSISTANCE	11.110	3597	115,320,760.00	101,057,836.77	---	14,262,923.23
COMMUNITY WORK SUPPORT	11.110	3616	3,225,000.00	3,221,132.00	---	3,868.00
FAMIS	11.095	4040	1,084,032.00	1,084,032.00	---	---
COMMUNITY PARTNERSHIP	11.100	5652	4,081,624.00	3,984,416.96	---	97,207.04
FAMILY SUPPORT ADMIN PS	11.065	6271	610,464.00	600,425.20	---	10,038.80
FAMILY SUPPORT ADMIN E&E	11.065	6272	1,906,084.00	1,899,731.09	---	6,352.91
IM FIELD STAFF/OPS PS	11.070	6282	18,699,166.00	18,643,837.91	---	55,328.09
IM FIELD STAFF/OPS E&E	11.070	6283	2,202,783.00	2,193,098.28	---	9,684.72
Social Services and Other Sources Fund (0610)						
FOOD DISTRIBUTION PRGM	11.150	0179	1,175,585.00	1,113,049.77	---	62,535.23
PRIVATIZATION COLLECTIONS	11.180	0749	990,000.00	528,800.56	---	461,199.44
YOUTH MENTORING	11.100	0800	100,000.00	100,000.00	---	---
MULTI COUNTY SERVICE CTRS	11.185	1411	1,270,000.00	1,270,000.00	---	---

SVS FOR VISUALLY IMPAIRED	11.170	1416	6,372,075.00	4,906,749.52	---	1,465,325.48
BLIND ADMIN PS	11.165	1462	2,990,262.00	2,987,185.57	---	3,076.43
BLIND ADMIN E&E	11.165	1466	743,274.00	723,456.08	---	19,817.92
REFUGEE ASSISTANCE	11.130	3159	3,808,853.00	2,400,542.67	---	1,408,310.33
COMMUNITY SVS BLOCK GRANT	11.135	4499	19,144,171.00	18,649,957.00	---	494,214.00
ENERGY ASSISTANCE	11.155	4860	64,817,949.00	62,462,223.82	---	2,355,725.18
EBT E&E	11.085	5257	3,641,899.00	3,403,119.68	---	238,779.32
COMMUNITY PARTNERSHIP	11.100	5653	3,402,175.00	3,295,212.07	---	106,962.93
MO MENTORING PARTNERSHIP	11.100	5824	778,143.00	770,573.57	---	7,569.43
CSE FIELD STAFF/OPS PS	11.175	6263	21,091,543.00	18,153,954.22	---	2,937,588.78
CSE FIELD STAFF/OPS E&E	11.175	6264	8,258,389.00	5,500,245.72	---	2,758,143.28
FAMILY SUPPORT ADMIN PS	11.065	6273	4,216,845.00	3,803,977.77	---	412,867.23
FAMILY SUPPORT ADMIN E&E	11.065	6274	4,082,727.00	4,059,406.94	---	23,320.06
IM FIELD STAFF/OPS PS	11.070	6285	42,457,226.00	40,395,971.49	---	2,061,254.51
IM FIELD STAFF/OPS E&E	11.070	6286	1,422,080.00	1,199,382.84	---	222,697.16
FAMILY SUP STAFF TRNG	11.080	6291	164,239.00	164,239.00	---	---
CSE COUNTY REIMBURSEMENT	11.190	7548	10,822,625.00	10,797,092.20	---	25,532.80
DISTRIBUTION PASS THROUGH	11.195	7549	40,300,000.00	40,277,217.22	---	22,782.78
FOOD STAMP TRAINING	11.105	7658	9,294,560.00	7,869,490.04	---	1,425,069.96
HOMELESS CHALLENGE GRANT	11.140	8180	500,000.00	449,258.82	---	50,741.18
EMERGENCY SHELTER GRANTS	11.145	8467	1,340,000.00	1,310,219.85	---	29,780.15
FAMIS	11.095	9326	2,704,373.00	2,704,373.00	---	---
DOMESTIC VIOLENCE	11.160	9818	1,687,653.00	1,681,223.92	---	6,429.08

Children's Division

Third Party Liability Collections Fund (0120)

CHILDREN'S ADMIN E&E	11.210	6300	163,323.00	49,960.06	---	113,362.94
----------------------	--------	------	------------	-----------	-----	------------

Temporary Assistance for Needy Families Fund (0199)

PURCHASE OF CHILD CARE	11.290	0180	3,271,331.00	3,271,331.00	---	---
CHILDREN'S TREATMENT SVS	11.230	1611	1,573,418.00	1,573,418.00	---	---
RESIDENTIAL TREATMENT SVS	11.240	1612	1,366,385.00	1,366,385.00	---	---

Social Services and Other Sources Fund (0610)

RESIDENTIAL TREATMENT SVS	11.240	0034	46,828,676.00	46,332,015.35	---	496,660.65
CHILD ASSESSMENT CENTERS	11.265	0937	800,000.00	800,000.00	---	---
CASE MANAGEMENT CONTRACTS	11.245	1051	12,348,817.00	12,348,427.19	---	389.81
CHILDREN'S PROGRAM POOL	11.260	1736	5,893,089.00	579,089.20	---	5,313,999.80
IV-E AUTH JUVENILE COURT	11.275	1737	700,000.00	167,860.02	---	532,139.98
PURCHASE OF CHILD CARE	11.290	3593	103,316,891.00	83,932,832.66	---	19,384,058.34
PSYCHIATRIC DIVERSION	11.270	3604	9,691,373.00	6,362,881.25	---	3,328,491.75
ADOPTION RESOURCE CENTERS	11.252	4359	100,000.00	100,000.00	---	---
FOSTER CARE	11.240	4858	11,915,647.00	6,510,418.62	---	5,405,228.38
ADOP/GUARDIANSHIP SUBSIDY	11.250	5702	22,406,863.00	21,471,544.46	---	935,318.54
CHILDREN'S ADMIN PS	11.210	6296	3,189,906.00	2,978,441.80	---	211,464.20
CHILDREN'S ADMIN E&E	11.210	6297	2,680,269.00	2,644,359.72	---	35,909.28
CHILD FIELD STAFF/OPS PS	11.215	6303	40,679,906.00	40,103,122.30	---	576,783.70
CHILD FIELD STAFF/OPS E&E	11.215	6304	4,611,067.00	4,510,022.87	---	101,044.13

**STATE OF MISSOURI
SUMMARY OF APPROPRIATION ACTIVITY
GENERAL FUND - FEDERAL FUNDS
FOR THE APPROPRIATION YEAR 2008**

	H.B. No.	Appr. No.	Appropriations	Expenditures and Transfers Out	Biennial Rollovers and Reappropriations to 2009	Lapse of Appropriations
CHILDREN'S STAFF TRNG	11.225	6308	384,041.00	372,380.32	---	11,660.68
CHILD ABUSE/NEGLECT GRANT	11.280	6375	188,316.00	125,940.65	---	62,375.35
TRANSITIONAL LIVING	11.255	6868	373,228.00	373,228.00	---	---
CHILD WELFARE ACCREDIT PS	11.220	6964	1,716,302.00	1,309,788.90	---	406,513.10
CHILD WELFARE ACCREDIT EE	11.220	6965	1,242,100.00	1,160,440.91	---	81,659.09
CHILDREN'S TREATMENT CPT	11.230	7069	1,130,000.00	333,570.42	---	796,429.58
INDEPENDENT LIVING	11.255	7560	3,000,000.00	3,000,000.00	---	---
CHILDREN'S TREATMENT SVS	11.230	9318	2,962,629.00	2,962,629.00	---	---
<u>Division of Youth Services</u>						
Social Services and Other Sources Fund (0610)						
DSS DYS OPERATIONAL M&R	18.015	0624	276,486.00	132,953.62	143,532.38	---
ADMIN SERVICES PS	11.295	2966	552,149.00	534,871.26	---	17,277.74
ADMIN SERVICES E&E	11.295	2968	116,132.00	104,402.57	---	11,729.43
YOUTH TREATMENT PRGM PS	11.300	2969	7,099,079.00	7,086,526.25	---	12,552.75
YOUTH TREATMENT PRGM E&E	11.300	2970	6,429,061.00	6,383,689.92	---	45,371.08
DYS MAINTENANCE & REPAIR	11.020	3001	138,243.00	---	---	138,243.00
<u>MO HealthNet Division</u>						
Pharmacy Rebates Fund (0114)						
MEDICAID SUPP POOL	11.575	0798	1.00	---	---	1.00
PHARMACY	11.440	1394	80,206,121.00	80,206,121.00	---	---
MEDICAL SVS ADMIN PS	11.400	2382	18,317.00	17,666.06	---	650.94
MEDICAL SVS ADMIN E&E	11.400	2383	5,110.00	5,110.00	---	---
CHILDREN'S HLTH INS PRGM	11.520	2870	225,430.00	225,430.00	---	---
Third Party Liability Collections Fund (0120)						
MEDICAID SUPP POOL	11.575	0238	7,571,156.00	7,245,406.42	---	325,749.58
MEDICAL SVS ADMIN PS	11.400	1387	343,412.00	324,939.03	---	18,472.97
MEDICAL SVS ADMIN E&E	11.400	1388	495,188.00	495,188.00	---	---
TPL CONTRACTS	11.425	1393	3,000,000.00	884,658.67	---	2,115,341.33
PHARMACY PROGRAM MGMT	11.410	6904	924,911.00	924,910.87	---	0.13
NURSING FACILITIES	11.470	6953	2,592,981.00	2,592,981.00	---	---
PHARMACY	11.440	6995	5,271,334.00	4,093,924.00	---	1,177,410.00
PHYSICIANS	11.455	6996	1,906,107.00	1,906,107.00	---	---
HOSPITAL CARE	11.495	6997	1,062,735.00	1,062,735.00	---	---

Title XIX Fund (0163)

HLTH CARE ACCESS UNINSURD	11.515	0236	1.00	---	---	1.00
MANAGED CARE	11.480	1784	621,785,281.00	586,392,934.40	---	35,392,346.60
HOME HEALTH-PACE	11.470	1798	7,487,536.00	6,675,499.01	---	812,036.99
PHARMACY	11.440	2526	468,567,613.00	365,236,059.57	---	103,331,553.43
HEALTH CARE ACCESS	11.515	2530	1,950,963.00	1,950,963.00	---	---
CHILDREN'S HLTH INS PRGM	11.520	2867	116,245,104.00	80,819,616.55	---	35,425,487.45
WHEELCHAIR BATTERIES&ACC	11.475	3056	3,475,634.00	985,473.72	---	2,490,160.28
NEMT-OTHER DEPARTMENTS	11.475	3453	6,460,100.00	5,205,740.41	---	1,254,359.59
INSURANCE PREMIUM OFFSET	11.525	4253	8,235,000.00	---	---	8,235,000.00
RURAL HEALTH CLINICS	11.507	4376	872,859.00	801,729.67	---	71,129.33
NON-EMERGENCY TRANSPORT	11.475	5929	19,786,171.00	18,567,763.05	---	1,218,407.95
DESE SERVICES	11.565	6226	33,299,954.00	23,651,508.38	---	9,648,445.62
HOSPITAL CARE	11.495	6471	400,179,152.00	400,179,152.00	---	---
NURSING FACILITIES	11.470	6473	355,409,059.00	333,690,532.73	---	21,718,526.27
TIER 1 SFTY NET HOSPITALS	11.500	6660	23,000,000.00	3,948,065.72	---	19,051,934.28
MONITORING PROGRAM	11.495	6739	200,000.00	200,000.00	---	---
TRAUMA CENTERS	11.495	6743	30,000,000.00	---	---	30,000,000.00
PAGER PILOT	11.495	6745	215,000.00	213,420.00	---	1,580.00
PHARMACY MED D-CLAWBACK	11.440	7239	1.00	---	---	1.00
PHYSICIANS	11.455	8197	306,440,113.00	296,703,634.88	---	9,736,478.12
DENTAL	11.460	8199	6,351,982.00	6,351,982.00	---	---
PREMIUM PAYMENTS	11.465	8201	96,289,603.00	91,139,798.54	---	5,149,804.46
REHAB & SPECIALTY SVS	11.475	8205	96,131,930.00	96,103,525.17	---	28,404.83
MEDICAID SUPP POOL	11.575	9331	25,206,540.00	23,903,654.82	---	1,302,885.18

Social Services and Other Sources Fund (0610)

MEDICAL SVS ADMIN E&E	11.400	0215	3,950,683.00	3,939,293.39	---	11,389.61
WOMEN & MINORITY OUTREACH	11.415	1391	568,625.00	568,625.00	---	---
TPL CONTRACTS	11.425	1392	3,000,000.00	884,658.67	---	2,115,341.33
INFORMATION SYSTEMS	11.430	1439	19,851,039.00	19,851,039.00	---	---
HEALTHCARE TECHNOLOGY	11.405	2911	2,375,000.00	2,085,000.00	---	290,000.00
MC+ ENROLLMENT	11.435	3716	1,910,113.00	1,894,730.88	---	15,382.12
HC HOME ENROLLMENT E&E	11.435	3773	2,500,000.00	---	---	2,500,000.00
INFO SYS MMIS EE	11.430	4192	34,940,000.00	3,269,402.55	---	31,670,597.45
MEDICAID REVENUE UNIT PS	11.420	5048	89,339.00	65,439.02	---	23,899.98
MEDICAID REVENUE UNIT E&E	11.420	5049	8,114.00	8,114.00	---	---
MEDICAL SVS ADMIN PS	11.400	6378	5,349,536.00	5,271,730.29	---	77,805.71
PHARMACY PROGRAM MGMT	11.410	6767	3,602,788.00	3,319,160.74	---	283,627.26

DEPARTMENT OF CORRECTIONS

Corrections Fund (0130)

FEDERAL PROGRAMS PS	09.010	8102	2,863,731.00	2,048,624.74	---	815,106.26
FEDERAL PROGRAMS EE	09.010	8103	6,154,437.00	3,287,656.18	---	2,866,780.82

**STATE OF MISSOURI
SUMMARY OF APPROPRIATION ACTIVITY
GENERAL FUND - FEDERAL FUNDS
FOR THE APPROPRIATION YEAR 2008**

	H.B. No.	Appr. No.	Appropriations	Expenditures and Transfers Out	Biennial Rollovers and Reappropriations to 2009	Lapse of Appropriations
<u>Division of Human Services</u>						
Corrections Fund (0130)						
FOOD PURCHASES	09.045	4287	450,000.00	226,576.87	---	223,423.13
<u>Division of Offender Rehabilitative Services</u>						
Corrections Fund (0130)						
MEDICAL SERVICES E&E	09.200	2779	1.00	---	---	1.00
<u>Division of Adult Institutions</u>						
Corrections Fund (0130)						
DOC STATEWIDE FEDERAL	17.235	1077	969,519.00	24,243.25	945,275.75	---
NECC NEW JUVENILE UNIT	17.230	6440	1,655,802.00	1,059,597.28	596,204.72	---
<u>Division of Probation and Parole</u>						
Corrections Fund (0130)						
DOC COMN SUPERVISION CTRS	20.060	4171	2,000,000.00	308,072.53	1,691,927.00	0.47
COMM SUPERVISION CTRS	17.225	6437	16,348,960.00	12,272,676.95	4,076,283.05	---
Subtotals			6,592,547,427.00	5,603,358,533.41	177,523,177.84	811,665,715.75
Appropriated Transfers Out To:						
Access MO Financial Assistance Fund (0791)	03.040	T026	1,285,215.00	1,285,215.00	---	---
General Revenue Fund (0101)	10.070	T047	850,000.00	850,000.00	---	---
State Facility Maintenance and Operation Fund (0501)	13.140	T169	709,528.00	709,528.00	---	---
General Revenue Fund (0101)	05.540	T284	2,723,502.00	1,937,211.62	---	786,290.38
General Revenue Fund (0101)	05.540	T285	5,199.00	1,348.52	---	3,850.48
Social Security Contributions Fund (0702)	05.450	T292	29,301,041.00	24,051,819.43	---	5,249,221.57
Social Security Contributions Fund (0702)	05.450	T293	81,778.00	75,532.18	---	6,245.82
State Retirement Contributions Fund (0701)	05.465	T296	52,128,600.00	43,660,006.84	---	8,468,593.16
State Retirement Contributions Fund (0701)	05.465	T297	155,529.00	136,837.75	---	18,691.25
Missouri State Employees' Deferred Compensation Incentive Plan Administration Administration Fund (0706)	05.480	T299	2,028,355.00	1,950,000.94	---	78,354.06
Missouri State Employees' Deferred Compensation Incentive Plan Administration Administration Fund (0706)	05.480	T300	5,755.00	5,660.23	---	94.77
Missouri Consolidated Health Care Plan Benefit Fund (0765)	05.505	T303	77,158,749.00	68,674,919.57	---	8,483,829.43

Missouri Consolidated Health Care Plan Benefit Fund (0765)	05.505	T304	216,907.00	213,036.98	---	3,870.02
Economic Development Administrative Fund (0547)	07.010	T344	1,059,297.00	1,059,294.21	---	2.79
State Facility Maintenance and Operation Fund (0501)	13.095	T447	345.00	345.00	---	---
Missouri Office of Prosecution Services Revolving Fund (0844)	12.215	T465	100,000.00	---	---	100,000.00
Labor and Industrial Relations Administrative Fund (0122)	07.805	T471	5,277,493.00	4,093,741.00	---	1,183,752.00
Missouri Assistive Technology Fund (0781)	02.290	T480	500,000.00	---	---	500,000.00
Job Development and Training Fund (0155)	11.200	T490	1,971,614.00	1,971,612.00	---	2.00
Guard at Home Fund (0995)	07.155	T517	350,000.00	---	---	350,000.00
General Revenue Fund (0101)	05.265	T541	33,322.00	33,320.22	---	1.78
Election Improv Revolving Loan Fund (0158)	05.265	T541	1,535.00	1,534.02	---	0.98
Department of Health-Donated (0658)	05.265	T541	30,000.00	30,000.00	---	---
General Revenue Fund (0101)	10.080	T563	700,000.00	700,000.00	---	---
Budget Reserve Fund (0100)	05.250	T567	6,205,833.00	6,205,833.00	---	---
Budget Reserve Fund (0100)	05.255	T568	3,530.00	3,528.30	---	1.70
OA Information Technology Fund (0165)	10.015	T640	69,066.00	69,065.62	---	0.38
General Revenue Fund (0101)	05.280	T652	1,701,100.00	1,701,100.00	---	---
General Revenue Fund (0101)	05.280	T653	308,514.00	308,514.00	---	---
General Revenue Fund (0101)	05.280	T657	513.00	513.00	---	---
Labor and Industrial Relations Administrative Fund (0122)	07.810	T890	61,371.00	12,428.00	---	48,943.00
Labor and Industrial Relations Administrative Fund (0122)	07.810	T891	2,601,066.00	1,911,755.00	---	689,311.00
General Revenue Fund (0101)	10.075	T906	37,304,309.00	32,645,648.00	---	4,658,661.00
State Facility Maintenance and Operation Fund (0501)	13.095	T943	9,357.00	9,357.00	---	---
Subtotals			<u>224,938,423.00</u>	<u>194,308,705.43</u>	---	<u>30,629,717.57</u>
Totals			<u>\$ 6,817,485,850.00</u>	<u>\$ 5,797,667,238.84</u>	<u>\$ 177,523,177.84</u>	<u>\$ 842,295,433.32</u>

**STATE OF MISSOURI
SUMMARY OF APPROPRIATION ACTIVITY
SPECIAL REVENUE FUNDS
FOR THE APPROPRIATION YEAR 2008**

	H.B. No.	Appr. No.	Appropriations	Expenditures and Transfers Out	Biennial Rollovers and Reappropriations to 2009	Lapse of Appropriations
<u>LEGISLATURE</u>						
<u>Committee on Legislative Research</u>						
Statutory Revision Fund (0546)						
LEG RES-PUBLISH STATUTES	12.520	3035	\$ 168,100.00	\$ 152,281.83	\$ ---	\$ 15,818.17
<u>JUDICIARY</u>						
Judiciary Education and Training Fund (0847)						
JUDICIARY LEASING	13.180	6085	131,950.00	119,286.53	---	12,663.47
<u>Judicial Proceedings and Review</u>						
Basic Civil Legal Services Fund (0757)						
BASIC LEGAL SERVICES PS	12.300	7273	50,454.00	41,167.15	---	9,286.85
BASIC LEGAL SERVICES E&E	12.300	7274	10,266.00	988.41	---	9,277.59
BASIC LEGAL SERVICES	12.300	7518	3,415,000.00	3,348,253.17	---	66,746.83
<u>Office of State Courts Administrator</u>						
Statewide Court Automation Fund (0270)						
COURT AUTOMATION PS	12.315	0735	1,515,555.00	1,498,041.36	---	17,513.64
COURT AUTOMATION E&E	12.315	3137	4,010,181.00	3,331,381.20	---	678,799.80
Crime Victims' Compensation Fund (0681)						
ICM SUPPORT E&E	12.305	7087	887,200.00	887,200.00	---	---
Basic Civil Legal Services Fund (0757)						
BASIC LEGAL SERV CIP-PS	12.310	6845	30,041.00	26,380.00	---	3,661.00
BASIC LEGAL SERV CIP-EE	12.310	6846	300.00	300.00	---	---
State Court Administration Revolving Fund (0831)						
STATE COURTS ADMIN E&E	12.305	3031	30,000.00	20,772.04	---	9,227.96
Judiciary Education and Training Fund (0847)						
JUDICIAL TRNG & ED PS	12.325	4186	600,465.00	484,772.73	---	115,692.27
JUDICIAL TRNG & ED E&E	12.325	4187	1,033,445.00	568,583.11	---	464,861.89
<u>Circuit Courts</u>						
Missouri CASA Fund (0590)						
CASA PROGRAMS	12.350	5196	100,000.00	81,883.73	---	18,116.27
State Court Administration Revolving Fund (0831)						
CIRCUIT PERSONNEL E&E	12.345	6239	200,000.00	155,486.68	---	44,513.32
Domestic Relations Resolution Fund (0852)						
DOMESTIC RELATIONS	12.350	4618	300,000.00	163,935.04	---	136,064.96

Drug Court Coord Commission

Drug Court Resources Fund (0733)

DRUG COURTS E&E	12.360	5197	5,628,909.00	5,597,448.04	---	31,460.96
DRUG COURTS PS	12.360	5902	231,501.00	159,677.25	---	71,823.75

Legal Defense and Defender

Legal Defense and Defender Fund (0670)

PUBLIC DEFENDER COMM PS	12.400	0951	125,735.00	64,303.84	---	61,431.16
PUBLIC DEFENDER COMM	12.400	7673	2,850,756.00	1,667,062.01	---	1,183,693.99

EXECUTIVE**Secretary of State**Secretary of State's Technology Trust Fund
Account Fund (0266)

SEC OF STATE STATE OWNED	13.160	2793	4,036.00	3,966.84	---	69.16
Local Records Preservation Fund (0577)						
SEC OF STATE STATE OWNED	13.160	2794	47,486.00	47,486.00	---	---
Investor Education and Protection Fund (0829)						
SEC OF STATE STATE OWNED	13.160	2795	13,340.00	13,340.00	---	---

Record Services

Local Records Preservation Fund (0577)

SEC OF STATE PS	12.030	9491	1,012,152.00	718,325.52	---	293,826.48
SEC OF STATE E&E	12.030	9492	717,949.00	204,971.32	---	512,977.68
LOCAL RECORDS GRANTS	12.100	9835	400,000.00	231,035.71	---	168,964.29

Missouri State Archives - St. Louis Trust
Fund (0770)

DOCUMENT PRESERVATION	12.105	0781	12,000,000.00	---	---	12,000,000.00
State Document Preservation Fund (0836)						
DOCUMENT PRESERVATION E&E	12.105	3994	189,260.00	3,065.37	---	186,194.63
DOCUMENT PRESERVATION PS	12.105	5171	95,919.00	3,556.00	---	92,363.00

Securities

Investors Restitution Fund (0741)

INVESTORS' RESTITUTION	12.050	5925	581,000.00	574,619.56	---	6,380.44
Investor Education and Protection Fund (0829)						
SEC OF STATE PS	12.030	5532	388,643.00	357,660.61	---	30,982.39
SEC OF STATE E&E	12.030	5533	360,364.00	331,929.22	---	28,434.78

Information Technology ServicesSecretary of State's Technology Trust Fund
Account Fund (0266)

SEC OF STATE PS	12.030	2221	238,844.00	216,039.50	---	22,804.50
SEC OF STATE E&E	12.030	2222	2,922,295.00	2,716,803.15	---	205,491.85

**STATE OF MISSOURI
SUMMARY OF APPROPRIATION ACTIVITY
SPECIAL REVENUE FUNDS
FOR THE APPROPRIATION YEAR 2008**

	H.B. No.	Appr. No.	Appropriations	Expenditures and Transfers Out	Biennial Rollovers and Reappropriations to 2009	Lapse of Appropriations
<u>Library Services</u>						
Library Networking Fund (0822) LIBRARY NETWORKING FUND	12.130	4200	1,750,001.00	1,379,612.58	---	370,388.42
<u>Wolfner State Library</u>						
Wolfner State Library Fund (0928) SEC OF STATE E&E	12.030	4195	14,500.00	9,613.55	---	4,886.45
<u>State Auditor</u>						
Conservation Commission Fund (0609)						
STATE AUDITOR PS	12.140	2209	41,786.00	41,785.84	---	0.16
STATE AUDITOR E&E	12.140	2211	2,611.00	2,562.83	---	48.17
Parks Sales Tax Fund (0613)						
STATE AUDITOR PS	12.140	0059	20,870.00	20,870.00	---	---
Soil and Water Sales Tax Fund (0614)						
STATE AUDITOR PS	12.140	0060	20,124.00	20,123.86	---	0.14
Petition Audit Revolving Trust Fund (0648)						
STATE AUDITOR PS	12.140	8486	789,062.00	233,453.37	---	555,608.63
STATE AUDITOR E&E	12.140	8487	31,616.00	31,564.78	---	51.22
<u>State Treasurer</u>						
Treasurer's Information Fund (0255) TREASURER'S INFO FUND	12.145	0747	8,000.00	291.41	---	7,708.59
Workers' Compensation - Second Injury Fund (0653)						
STATE TREASURER PS	12.145	4009	40,572.00	40,571.86	---	0.14
STATE TREASURER E&E	12.145	4010	3,280.00	3,270.72	---	9.28
<u>Attorney General</u>						
Gaming Commission Fund (0286)						
ATTORNEY GENERAL PS	12.195	2314	122,684.00	122,684.00	---	---
ATTORNEY GENERAL ST OWNED	13.170	2674	4,601.00	4,600.12	---	0.88
ATTORNEY GENERAL E&E	12.195	3333	14,162.00	14,162.00	---	---
Natural Resources Protection - Water Pollution Permit Fee Subaccount Fund (0568)						
ATTORNEY GENERAL PS	12.195	1521	35,546.00	35,546.00	---	---
ATTORNEY GENERAL E&E	12.195	1522	4,715.00	4,715.00	---	---
ATTORNEY GENERAL ST OWNED	13.170	3729	9,156.00	9,155.20	---	0.80

Solid Waste Management Fund (0570)							
ATTORNEY GENERAL PS	12.195	1523	35,546.00	35,546.00	---	---	
ATTORNEY GENERAL E&E	12.195	1524	5,215.00	5,215.00	---	---	
Motor Vehicle Commission Fund (0588)							
ATTORNEY GENERAL ST OWNED	13.170	3730	2,300.00	2,300.00	---	---	
ATTORNEY GENERAL PS	12.195	9618	48,355.00	48,350.90	---	4.10	
Health Spa Regulatory Fund (0589)							
ATTORNEY GENERAL E&E	12.195	0806	5,000.00	5,000.00	---	---	
Natural Resources Protection - Air Pollution Permit Fee Subaccount Fund (0594)							
ATTORNEY GENERAL PS	12.195	1525	35,521.00	35,521.00	---	---	
ATTORNEY GENERAL E&E	12.195	1526	4,715.00	4,715.00	---	---	
Soil and Water Sales Tax Fund (0614)							
ATTORNEY GENERAL PS	12.195	1527	11,842.00	11,842.00	---	---	
ATTORNEY GENERAL E&E	12.195	1528	2,267.00	2,267.00	---	---	
Merchandising Practices Revolving Fund (0631)							
ATTORNEY GENERAL PS	12.195	1529	767,026.00	727,470.02	---	39,555.98	
ATTORNEY GENERAL E&E	12.195	2315	1,779,126.00	948,208.86	---	830,917.14	
ATTORNEY GENERAL ST OWNED	13.170	2675	13,325.00	13,324.32	---	0.68	
ATTORNEY GENERAL	13.170	3187	134,147.00	131,682.46	---	2,464.54	
Workers' Compensation Fund (0652)							
ATTORNEY GENERAL PS	12.195	2316	368,358.00	368,296.20	---	61.80	
ATTORNEY GENERAL ST OWNED	13.170	2677	14,183.00	14,182.32	---	0.68	
ATTORNEY GENERAL	13.170	3188	106,499.00	105,067.04	---	1,431.96	
ATTORNEY GENERAL E&E	12.195	7588	92,053.00	16,262.25	---	75,790.75	
Workers' Compensation - Second Injury Fund (0653)							
ATTORNEY GENERAL ST OWNED	13.170	2680	43,296.00	43,295.04	---	0.96	
ATTORNEY GENERAL	13.170	3189	105,894.00	105,259.17	---	634.83	
ATTORNEY GENERAL PS	12.195	4011	1,857,552.00	1,857,551.59	---	0.41	
ATTORNEY GENERAL E&E	12.195	4012	934,121.00	915,191.28	---	18,929.72	
Hazardous Waste Fund (0676)							
ATTORNEY GENERAL PS	12.195	1556	275,340.00	275,339.90	---	0.10	
ATTORNEY GENERAL E&E	12.195	1557	14,880.00	14,880.00	---	---	
ATTORNEY GENERAL	13.170	2005	6,639.00	6,639.00	---	---	
ATTORNEY GENERAL ST OWNED	13.170	3670	13,977.00	13,782.80	---	194.20	
Safe Drinking Water Fund (0679)							
ATTORNEY GENERAL PS	12.195	1558	11,868.00	11,868.00	---	---	
ATTORNEY GENERAL E&E	12.195	1559	2,265.00	2,265.00	---	---	
Missouri Office of Prosecution Services Fund (0680)							
ATTORNEY GENERAL	13.170	2022	29,965.00	29,964.50	---	0.50	
ATTORNEY GENERAL ST OWNED	13.170	2687	16.00	15.60	---	0.40	
Attorney General Trust Fund (0794)							
ATTORNEY GENERAL TRUST E&E	12.220	7053	3,478,803.00	3,336,102.02	---	142,700.98	

**STATE OF MISSOURI
SUMMARY OF APPROPRIATION ACTIVITY
SPECIAL REVENUE FUNDS
FOR THE APPROPRIATION YEAR 2008**

	H.B. No.	Appr. No.	Appropriations	Expenditures and Transfers Out	Biennial Rollovers and Reappropriations to 2009	Lapse of Appropriations
Inmate Incarceration Reimbursement Act Revolving Fund (0828)						
ATTORNEY GENERAL ST OWNED	13.170	3731	7,119.00	6,988.24	---	130.76
ATTORNEY GENERAL E&E	12.195	4183	33,027.00	19,700.58	---	13,326.42
ATTORNEY GENERAL PS	12.195	4204	101,879.00	101,879.00	---	---
Mined Land Reclamation Fund (0906)						
ATTORNEY GENERAL PS	12.195	1560	11,842.00	11,842.00	---	---
ATTORNEY GENERAL E&E	12.195	1561	2,262.00	2,262.00	---	---
<u>Missouri Office of Prosecution Services</u>						
Missouri Office of Prosecution Services Fund (0680)						
OFFICE OF PROS SVS PS	12.210	7337	281,569.00	244,197.09	---	37,371.91
OFFICE OF PROS SVS E&E	12.210	7338	1,211,310.00	434,977.54	---	776,332.46
Missouri Office of Prosecution Services Revolving Fund (0844)						
OFFICE OF PROS SVS E&E	12.210	4106	150,000.00	126,309.07	---	23,690.93
<u>OFFICE OF ADMINISTRATION</u>						
Children's Trust Fund (0694)						
OA STATE OWNED	13.035	2623	16,179.00	13,953.17	---	2,225.83
<u>Division of Accounting</u>						
Missouri Arts Council Trust Fund (0262)						
UNEMPLOYMENT BENEFITS	05.495	0789	4,552.00	---	---	4,552.00
Missouri Air Emission Reduction Fund (0267)						
UNEMPLOYMENT BENEFITS	05.495	7429	141.00	---	---	141.00
Nursing Facility Quality of Care Fund (0271)						
UNEMPLOYMENT BENEFITS	05.495	6341	1,821.00	1,128.30	---	692.70
Division of Tourism Supplemental Revenue Fund (0274)						
UNEMPLOYMENT BENEFITS	05.495	6971	3,804.00	622.28	---	3,181.72
Health Initiatives Fund (0275)						
UNEMPLOYMENT BENEFITS	05.495	5990	1,017.00	1,016.02	---	0.98
TEACHER RETIREMENT CONTR	05.475	6105	5,000.00	34.51	---	4,965.49
Gaming Commission Fund (0286)						
UNEMPLOYMENT BENEFITS	05.495	6671	2,304.00	---	---	2,304.00
Missouri Public Health Services Fund (0298)						
UNEMPLOYMENT BENEFITS	05.495	2310	1,000.00	3.95	---	996.05

Commodity Council Merchandising Fund (0406)						
UNEMPLOYMENT BENEFITS	05.495	7029	2.00	---	---	2.00
Division of Credit Unions Fund (0548)						
UNEMPLOYMENT BENEFITS	05.495	6001	473.00	409.05	---	63.95
Division of Finance Fund (0550)						
UNEMPLOYMENT BENEFITS	05.495	7078	7,903.00	---	---	7,903.00
Insurance Examiners Fund (0552)						
UNEMPLOYMENT BENEFITS	05.495	6674	2,802.00	1,414.36	---	1,387.64
Deaf Relay Service and Equipment						
Distribution Program Fund (0559)						
UNEMPLOYMENT BENEFITS	05.495	3745	894.00	893.04	---	0.96
Insurance Dedicated Fund (0566)						
UNEMPLOYMENT BENEFITS	05.495	6002	16,184.00	---	---	16,184.00
Natural Resources Protection - Water Pollution						
Permit Fee Subaccount Fund (0568)						
UNEMPLOYMENT BENEFITS	05.495	6797	9,485.00	3,165.53	---	6,319.47
Natural Resources Protection - Air Pollution						
Asbestos Fee Subaccount Fund (0584)						
UNEMPLOYMENT BENEFITS	05.495	7431	40.00	---	---	40.00
Chemical Emergency Preparedness Fund (0587)						
UNEMPLOYMENT BENEFITS	05.495	3006	6,000.00	5,807.62	---	192.38
Natural Resources Protection - Air Pollution						
Permit Fee Subaccount Fund (0594)						
UNEMPLOYMENT BENEFITS	05.495	6154	9,593.00	5,310.39	---	4,282.61
Public Service Commission Fund (0607)						
UNEMPLOYMENT BENEFITS	05.495	6343	11,620.00	---	---	11,620.00
Conservation Commission Fund (0609)						
UNEMPLOYMENT BENEFITS	05.495	2240	186,454.00	107,099.11	---	79,354.89
Soil and Water Sales Tax Fund (0613)						
UNEMPLOYMENT BENEFITS	05.495	6237	162,419.00	100,294.77	---	62,124.23
Soil and Water Sales Tax Fund (0614)						
UNEMPLOYMENT BENEFITS	05.495	6238	7,619.00	2,423.68	---	5,195.32
State School Money Fund (0616)						
TEACHER RETIREMENT CONTR	05.475	3014	50,245.00	50,242.56	---	2.44
Social Services Educational Improvement						
Fund (0620)						
TEACHER RETIREMENT CONTR	05.475	3440	27,100.00	762.63	---	26,337.37
UNEMPLOYMENT BENEFITS	05.495	6003	5,181.00	5,180.57	---	0.43
Blind Pension Fund (0621)						
UNEMPLOYMENT BENEFITS	05.495	6344	40.00	39.45	---	0.55
Healthy Families Trust Fund (0625)						
UNEMPLOYMENT BENEFITS	05.495	3718	168.00	---	---	168.00
Board of Nursing Fund (0635)						
UNEMPLOYMENT BENEFITS	05.495	6799	1,722.00	---	---	1,722.00
Missouri Real Estate Commission Fund (0638)						
UNEMPLOYMENT BENEFITS	05.495	0790	7,863.00	---	---	7,863.00

**STATE OF MISSOURI
SUMMARY OF APPROPRIATION ACTIVITY
SPECIAL REVENUE FUNDS
FOR THE APPROPRIATION YEAR 2008**

	H.B. No.	Appr. No.	Appropriations	Expenditures and Transfers Out	Biennial Rollovers and Reappropriations to 2009	Lapse of Appropriations
State Highways and Transportation Department Fund (0644)						
HWY PATROL UNEMPLOY	05.500	6365	169,942.00	12,652.71	---	157,289.29
Grain Inspection Fees Fund (0647)						
UNEMPLOYMENT BENEFITS	05.495	6004	25,627.00	13,452.72	---	12,174.28
Workers' Compensation Fund (0652)						
UNEMPLOYMENT BENEFITS	05.495	6005	12,449.00	8,892.45	---	3,556.55
Workers' Compensation - Second Injury Fund (0653)						
UNEMPLOYMENT BENEFITS	05.495	6346	5,004.00	---	---	5,004.00
Energy Set-Aside Program Fund (0667)						
UNEMPLOYMENT BENEFITS	05.495	2183	1,500.00	350.74	---	1,149.26
Hazardous Waste Fund (0676)						
UNEMPLOYMENT BENEFITS	05.495	6151	3.00	---	---	3.00
Safe Drinking Water Fund (0679)						
UNEMPLOYMENT BENEFITS	05.495	7080	10,097.00	2,087.67	---	8,009.33
Crime Victims' Compensation Fund (0681)						
UNEMPLOYMENT BENEFITS	05.495	7513	391.00	---	---	391.00
Hazardous Waste Remedial Fund (0690)						
UNEMPLOYMENT BENEFITS	05.495	6153	3.00	---	---	3.00
Children's Trust Fund (0694)						
UNEMPLOYMENT BENEFITS	05.495	7514	146.00	---	---	146.00
Missouri Senior Rx Fund (0734)						
UNEMPLOYMENT BENEFITS	05.495	6972	6,109.00	---	---	6,109.00
Boiler and Pressure Vessels Safety Fund (0744)						
UNEMPLOYMENT BENEFITS	05.495	2899	3,000.00	533.71	---	2,466.29
Special Employment Security - Bond Proceeds Fund (0947)						
BUFF ARB/FEES EXPENSES	05.190	7318	1.00	---	---	1.00
Special Employment Security Fund (0949)						
BUFF ARB/FEES EXPENSES	05.190	7516	1.00	---	---	1.00
<u>Information Technology Services Division</u>						
Health Care Technology Fund (0170)						
DHSS IT CNSL LIMS PS	05.025	3150	38,000.00	---	---	38,000.00
DHSS IT CNSL LIMS E&E	05.025	4234	812,000.00	---	---	812,000.00
Elevator Safety Fund (0257)						
DPS IT CONSOLIDATION E&E	05.025	1296	9,215.00	8,888.38	---	326.62
Missouri Arts Council Trust Fund (0262)						
DED IT CONSOLIDATION E&E	05.025	1297	21,340.00	20,013.06	---	1,326.94

Missouri Commission for the Deaf Board of Certification of Interpreters Fund (0264)							
DESE IT CONSOLIDATION E&E	05.025	1298	8,000.00	6,765.45	---	1,234.55	
Missouri Air Emission Reduction Fund (0267)							
DNR IT CONSOLIDATION PS	05.025	1299	51,837.00	50,734.49	---	1,102.51	
DNR IT CONSOLIDATION E&E	05.025	1300	13,759.00	12,630.17	---	1,128.83	
Nursing Facility Quality of Care Fund (0271)							
DHSS IT CONSOLIDATION PS	05.025	1301	404,040.00	287,658.65	---	116,381.35	
DHSS IT CONSOLIDATION E&E	05.025	1302	104,048.00	96,535.50	---	7,512.50	
Division of Tourism Supplemental Revenue Fund (0274)							
DED IT CONSOLIDATION E&E	05.025	1303	51,488.00	18,747.63	---	32,740.37	
Health Initiatives Fund (0275)							
DSS IT CONSOLIDATION PS	05.025	1306	5,334.00	5,333.90	---	0.10	
DHSS IT CONSOLIDATION E&E	05.025	1308	2,000.00	1,955.00	---	45.00	
DSS IT CONSOLIDATION EE	05.025	2227	67.00	67.00	---	---	
Health Access Incentive Fund (0276)							
DHSS IT CONSOLIDATION E&E	05.025	1309	17,700.00	9,828.62	---	7,871.38	
Lottery Proceeds Fund (0291)							
DESE IT CONSOLIDATION E&E	05.025	1313	113,480.00	109,770.00	---	3,710.00	
Animal Health Laboratory Fee Fund (0292)							
MDA IT CONSOLIDATION PS	05.025	1314	5,233.00	5,180.16	---	52.84	
MDA IT CONSOLIDATION E&E	05.025	1315	5,936.00	3,729.89	---	2,206.11	
Mammography Fund (0293)							
DHSS IT CONSOLIDATION E&E	05.025	1327	4,840.00	4,831.00	---	9.00	
Animal Care Reserve Fund (0295)							
MDA IT CONSOLIDATION PS	05.025	1331	6,809.00	6,792.26	---	16.74	
MDA IT CONSOLIDATION E&E	05.025	1332	9,403.00	4,826.67	---	4,576.33	
Elderly Home-Delivered Meals Trust Fund (0296)							
DOR IT CONSOLIDATION E&E	05.025	2912	10,800.00	10,800.00	---	---	
Missouri Public Health Services Fund (0298)							
DHSS IT CONSOLIDATION E&E	05.025	1333	736,493.00	470,175.54	---	266,317.46	
DHSS IT CONSOLIDATION PS	05.025	2234	127,592.00	34,371.81	---	93,220.19	
Livestock Brands Fund (0299)							
MDA IT CONSOLIDATION PS	05.025	1334	225.00	---	---	225.00	
MDA IT CONSOLIDATION E&E	05.025	1337	3,010.00	2,603.58	---	406.42	
Commodity Council Merchandising Fund (0406)							
MDA IT CONSOLIDATION PS	05.025	1339	331.00	326.61	---	4.39	
MDA IT CONSOLIDATION E&E	05.025	1340	781.00	95.66	---	685.34	
Division of Credit Unions Fund (0548)							
DIFP IT CONSOLIDATION E&E	05.025	1372	6,610.00	5,447.41	---	1,162.59	
Division of Finance Fund (0550)							
DIFP IT CONSOLIDATION PS	05.025	1375	44,901.00	42,033.00	---	2,868.00	
DIFP IT CONSOLIDATION E&E	05.025	1376	99,543.00	86,429.02	---	13,113.98	
Insurance Examiners Fund (0552)							
DOI IT CONSOLIDATION E&E	05.025	1378	156,628.00	59,173.42	---	97,454.58	

**STATE OF MISSOURI
SUMMARY OF APPROPRIATION ACTIVITY
SPECIAL REVENUE FUNDS
FOR THE APPROPRIATION YEAR 2008**

	H.B. No.	Appr. No.	Appropriations	Expenditures and Transfers Out	Biennial Rollovers and Reappropriations to 2009	Lapse of Appropriations
Natural Resources Protection Fund (0555)						
DNR IT CONSOLIDATION E&E	05.025	1380	1,309.00	969.60	---	339.40
Deaf Relay Service and Equipment Distribution Program Fund (0559)						
DESE IT CONSOLIDATION E&E	05.025	2343	13,000.00	12,416.39	---	583.61
Professional and Practical Nursing Student Loan and Nurse Loan Repayment Fund (0565)						
DHSS IT CONSOLIDATION E&E	05.025	1381	6,500.00	6,145.00	---	355.00
Insurance Dedicated Fund (0566)						
DOI IT CONSOLIDATION PS	05.025	1383	482,614.00	445,947.99	---	36,666.01
DOI IT CONSOLIDATION E&E	05.025	1395	467,839.00	430,566.51	---	37,272.49
International Promotions Revolving Fund (0567)						
DED IT CONSOLIDATION E&E	05.025	1396	2,762.00	---	---	2,762.00
Natural Resources Protection - Water Pollution Permit Fee Subaccount Fund (0568)						
DNR IT CONSOLIDATION PS	05.025	1397	86,635.00	48,759.77	---	37,875.23
DNR IT CONSOLIDATION E&E	05.025	1398	389,893.00	273,820.00	---	116,073.00
Solid Waste Management - Scrap Tire Subaccount Fund (0569)						
DNR IT CONSOLIDATION E&E	05.025	1399	4,765.00	7.89	---	4,757.11
Solid Waste Management Fund (0570)						
DNR IT CONSOLIDATION PS	05.025	1401	47,143.00	47,114.11	---	28.89
DNR IT CONSOLIDATION E&E	05.025	1404	53,343.00	23,113.27	---	30,229.73
Metallic Minerals Waste Management Fund (0575)						
DNR IT CONSOLIDATION PS	05.025	1405	7,054.00	1,998.50	---	5,055.50
DNR IT CONSOLIDATION E&E	05.025	1406	3,715.00	1,453.20	---	2,261.80
Livestock Sales and Markets Fees Fund (0581)						
MDA IT CONSOLIDATION PS	05.025	1408	379.00	21.98	---	357.02
MDA IT CONSOLIDATION E&E	05.025	1412	262.00	260.66	---	1.34
Natural Resources Protection - Air Pollution Asbestos Fee Subaccount Fund (0584)						
DNR IT CONSOLIDATION E&E	05.025	1426	12,286.00	814.14	---	11,471.86
DNR IT CONSOLIDATION PS	05.025	2254	6,961.00	3,941.45	---	3,019.55
Underground Storage Tank Regulation Program Fund (0586)						
DNR IT CONSOLIDATION PS	05.025	1444	38,487.00	35,187.97	---	3,299.03
DNR IT CONSOLIDATION E&E	05.025	1445	3,921.00	1,769.36	---	2,151.64
Chemical Emergency Preparedness Fund (0587)						
DPS IT CONSOLIDATION E&E	05.025	1447	11,500.00	9,249.81	---	2,250.19

Motor Vehicle Commission Fund (0588)							
DOR IT CONSOLIDATION PS	05.025	2235	19,208.00	19,208.00	---	---	
DOR IT CONSOLIDATION E&E	05.025	2859	37,316.00	37,316.00	---	---	
Natural Resources Protection - Air Pollution Permit Fee Subaccount Fund (0594)							
DNR IT CONSOLIDATION PS	05.025	1448	123,556.00	94,596.01	---	28,959.99	
DNR IT CONSOLIDATION E&E	05.025	1449	147,775.00	61,932.38	---	85,842.62	
Missouri Job Development Fund (0600)							
DED IT CONSOLIDATION E&E	05.025	1451	7,000.00	5,958.32	---	1,041.68	
Conservation Commission Fund (0609)							
DOR IT CONSOLIDATION E&E	05.025	2917	32,686.00	32,686.00	---	---	
Parks Sales Tax Fund (0613)							
DNR IT CONSOLIDATION PS	05.025	1455	39,039.00	39,028.18	---	10.82	
DNR IT CONSOLIDATION E&E	05.025	1470	156,174.00	154,625.99	---	1,548.01	
Soil and Water Sales Tax Fund (0614)							
DNR IT CONSOLIDATION PS	05.025	1471	110,671.00	101,297.42	---	9,373.58	
DNR IT CONSOLIDATION E&E	05.025	1482	914,092.00	793,187.75	---	120,904.25	
Blind Pension Fund (0621)							
DSS IT CONSOLIDATION E&E	05.025	1487	29,591.00	29,591.00	---	---	
Livestock Dealer Law Enforcement and Administration Fund (0624)							
MDA IT CONSOLIDATION PS	05.025	1488	146.00	48.61	---	97.39	
MDA IT CONSOLIDATION E&E	05.025	1489	95.00	---	---	95.00	
State Highways and Transportation Department Fund (0644)							
DOR IT CONSOLIDATION PS	05.025	2237	836,689.00	811,470.08	---	25,218.92	
DOR IT CONSOLIDATION E&E	05.025	2239	2,794,899.00	2,710,954.68	---	83,944.32	
Milk Inspection Fees Fund (0645)							
MDA IT CONSOLIDATION PS	05.025	1504	1,438.00	1,415.34	---	22.66	
MDA IT CONSOLIDATION E&E	05.025	1505	4,533.00	2,111.44	---	2,421.56	
Health and Senior Services Document Services Fund (0646)							
DHSS IT CONSOLIDATION E&E	05.025	1507	108,356.00	16,359.43	---	91,996.57	
Grain Inspection Fees Fund (0647)							
MDA IT CONSOLIDATION PS	05.025	1508	10,057.00	10,016.15	---	40.85	
MDA IT CONSOLIDATION E&E	05.025	1509	33,851.00	23,659.35	---	10,191.65	
Excellence in Education Fund (0651)							
DESE IT CONSOLIDATION E&E	05.025	1510	5,000.00	5,000.00	---	---	
Workers' Compensation Fund (0652)							
DOLIR IT CONSOLIDATION EE	05.025	1511	1,162,906.00	248,491.48	---	914,414.52	
DOLIR IT CONSOLIDATION PS	05.025	2334	337,858.00	316,933.79	---	20,924.21	
Health - Donated Fund (0658)							
DHSS IT CONSOLIDATION PS	05.025	1513	103,914.00	38,176.53	---	65,737.47	
DHSS IT CONSOLIDATION E&E	05.025	1516	20,543.00	6,183.61	---	14,359.39	
Groundwater Protection Fund (0660)							
DNR IT CONSOLIDATION E&E	05.025	1517	6,336.00	5,535.44	---	800.56	

**STATE OF MISSOURI
SUMMARY OF APPROPRIATION ACTIVITY
SPECIAL REVENUE FUNDS
FOR THE APPROPRIATION YEAR 2008**

	H.B. No.	Appr. No.	Appropriations	Expenditures and Transfers Out	Biennial Rollovers and Reappropriations to 2009	Lapse of Appropriations
Petroleum Inspection Fund (0662)						
MDA IT CONSOLIDATION PS	05.025	1519	81,061.00	72,333.79	---	8,727.21
MDA IT CONSOLIDATION E&E	05.025	1520	48,045.00	22,582.71	---	25,462.29
Energy Set-Aside Program Fund (0667)						
DNR IT CONSOLIDATION E&E	05.025	1534	52,399.00	2,105.13	---	50,293.87
DNR IT CONSOLIDATION PS	05.025	1990	18,288.00	7,933.54	---	10,354.46
State Land Survey Program Fund (0668)						
DNR IT CONSOLIDATION PS	05.025	1537	33,627.00	26,441.61	---	7,185.39
DNR IT CONSOLIDATION E&E	05.025	1538	20,334.00	12,637.51	---	7,696.49
Hazardous Waste Fund (0676)						
DNR IT CONSOLIDATION PS	05.025	1541	200,142.00	182,973.29	---	17,168.71
DNR IT CONSOLIDATION E&E	05.025	1573	109,732.00	32,720.28	---	77,011.72
DHSS IT CONSOLIDATION E&E	05.025	3690	17,000.00	5,034.00	---	11,966.00
Safe Drinking Water Fund (0679)						
DNR IT CONSOLIDATION PS	05.025	1587	107,662.00	102,950.05	---	4,711.95
DNR IT CONSOLIDATION E&E	05.025	1588	80,537.00	66,224.30	---	14,312.70
Crime Victims' Compensation Fund (0681)						
DPS IT CONSOLIDATION E&E	05.025	1590	4,000.00	742.23	---	3,257.77
DOLIR IT CONSOLIDATION EE	05.025	1659	21,247.00	363.40	---	20,883.60
DOLIR IT CONSOLIDATION PS	05.025	2339	13,555.00	5,109.25	---	8,445.75
Marketing Development Fund (0683)						
MDA IT CONSOLIDATION PS	05.025	1601	6,177.00	---	---	6,177.00
MDA IT CONSOLIDATION E&E	05.025	1602	11,288.00	2,676.37	---	8,611.63
Coal Mine Land Reclamation Fund (0684)						
DNR IT CONSOLIDATION E&E	05.025	1614	1,198.00	789.17	---	408.83
DNR IT CONSOLIDATION PS	05.025	1660	17,505.00	7,995.44	---	9,509.56
Children's Trust Fund (0694)						
OA IT CONSOLIDATION E&E	05.025	3613	1,099.00	1,099.00	---	---
Missouri Commission for the Deaf and Hard of Hearing Fund (0743)						
DESE IT CONSOLIDATION E&E	05.025	1624	1,000.00	999.96	---	0.04
Boiler and Pressure Vessels Safety Fund (0744)						
DPS IT CONSOLIDATION E&E	05.025	2135	10,290.00	9,938.36	---	351.64
Missouri Rx Plan Fund (0779)						
DSS IT CONSOLIDATION E&E	05.025	2333	15,000.00	15,000.00	---	---
Putative Father Registry Fund (0780)						
DHSS IT CONSOLIDATION E&E	05.025	1625	12,600.00	6,727.50	---	5,872.50

Missouri Wine and Grape Fund (0787)							
MDA IT CONSOLIDATION PS	05.025	1991	6,177.00	6,135.53	---	41.47	
MDA IT CONSOLIDATION E&E	05.025	1993	8,787.00	8,644.69	---	142.31	
Organ Donor Program Fund (0824)							
DHSS IT CONSOLIDATION PS	05.025	1626	8,762.00	3,359.38	---	5,402.62	
DHSS IT CONSOLIDATION E&E	05.025	1627	10,000.00	4,777.49	---	5,222.51	
Child Labor Enforcement Fund (0826)							
DOLIR IT CONSOLIDATION EE	05.025	1628	15,000.00	5,990.62	---	9,009.38	
Early Childhood Development, Education and Care Fund (0859)							
DHSS IT CONSOLIDATION E&E	05.025	1630	39,279.00	36,167.79	---	3,111.21	
DSS IT CONSOLIDATION PS	05.025	1632	1,439.00	1,438.68	---	0.32	
Guaranty Agency Operating Fund (0880)							
DHE IT CONSOLIDATION PS	05.025	1633	632,627.00	386,392.57	---	246,234.43	
DHE IT CONSOLIDATION E&E	05.025	1634	251,920.00	132,868.83	---	119,051.17	
Dry-Cleaning Environmental Response Trust Fund (0898)							
DNR IT CONSOLIDATION PS	05.025	1639	17,963.00	16,421.48	---	1,541.52	
DNR IT CONSOLIDATION E&E	05.025	1643	35,357.00	6,082.90	---	29,274.10	
Childhood Lead Testing Fund (0899)							
DHSS IT CONSOLIDATION E&E	05.025	1644	13,037.00	785.00	---	12,252.00	
Agriculture Development Fund (0904)							
MDA IT CONSOLIDATION PS	05.025	1650	1,048.00	1,018.56	---	29.44	
MDA IT CONSOLIDATION E&E	05.025	1652	879.00	482.58	---	396.42	
Mined Land Reclamation Fund (0906)							
DNR IT CONSOLIDATION E&E	05.025	1653	4,001.00	3,408.00	---	593.00	
DNR IT CONSOLIDATION PS	05.025	2255	10,503.00	3,997.00	---	6,506.00	
Institution Gift Trust Fund (0925)							
MDA IT CONSOLIDATION E&E	05.025	1654	90.00	---	---	90.00	
Special Employment Security Fund (0949)							
DOLIR IT CONSOLIDATION EE	05.025	1656	1,261,052.00	18.20	---	1,261,033.80	
<u>Division of Facilities Management,</u>							
<u>Design and Construction</u>							
Compulsive Gamblers Fund (0249)							
CONTINGENCY SHRTFL ST OWN	14.230	3971	277.00	276.48	---	0.52	
Health Initiatives Fund (0275)							
CONTINGENCY SHRTFL ST OWN	14.230	2614	2,493.00	1,521.89	---	971.11	
Mental Health Earnings Fund (0288)							
CONTINGENCY SHORTFALLS	14.230	2616	792.00	791.52	---	0.48	
Animal Health Laboratory Fee Fund (0292)							
CONTINGENCY SHORTFALLS	14.230	2609	129,664.00	23,252.79	---	106,411.21	
Second Capital Commission Fund (0745)							
2ND STATE CAPITOL COMM	05.090	6364	25,000.00	---	---	25,000.00	

**STATE OF MISSOURI
SUMMARY OF APPROPRIATION ACTIVITY
SPECIAL REVENUE FUNDS
FOR THE APPROPRIATION YEAR 2008**

	H.B. No.	Appr. No.	Appropriations	Expenditures and Transfers Out	Biennial Rollovers and Reappropriations to 2009	Lapse of Appropriations
Missouri State Penitentiary Redevelopment Commission Fund (0768)						
MSP REDEVELOPMENT COMMS	18.040	4047	1.00	---	1.00	---
Special Employment Security Fund (0949)						
M&R STATEWIDE SESF	17.045	0708	4,573.00	4,572.62	0.38	---
<u>Division of General Services</u>						
Conservation Commission Fund (0609)						
WORKERS' COMP & SIF TAX	05.545	3439	60,000.00	29,023.83	---	30,976.17
WORKERS' COMPENSATION	05.535	4542	675,000.00	668,662.70	---	6,337.30
<u>Children's Trust Fund</u>						
Children's Trust Fund (0694)						
CTF PROGRAMS	05.145	5608	3,360,000.00	2,820,451.82	---	539,548.18
CHILDREN'S TRUST FUND PS	05.145	8371	205,049.00	196,705.30	---	8,343.70
CHILDREN'S TRUST FUND E&E	05.145	8372	145,140.00	65,010.76	---	80,129.24
<u>DEPARTMENT OF AGRICULTURE</u>						
Animal Health Laboratory Fee Fund (0292)						
AGRICULTURE LEASING	13.050	2475	72,728.00	72,595.11	---	132.89
Animal Care Reserve Fund (0295)						
REPLACEMENT VEHICLES	06.020	1969	47,151.00	---	---	47,151.00
AGRICULTURE STATE OWNED	13.050	2534	1,696.00	1,609.52	---	86.48
Commodity Council Merchandising Fund (0406)						
AGRICULTURE STATE OWNED	13.050	2543	2,674.00	2,673.16	---	0.84
Milk Inspection Fees Fund (0645)						
AGRICULTURE STATE OWNED	13.050	2546	4,854.00	4,853.64	---	0.36
REPLACEMENT VEHICLES	06.020	6113	24,166.00	---	---	24,166.00
Grain Inspection Fees Fund (0647)						
AGRICULTURE LEASING	13.050	1474	21,689.00	21,627.44	---	61.56
AGRICULTURE STATE OWNED	13.050	2548	3,346.00	3,345.32	---	0.68
REPLACEMENT VEHICLES	06.020	3570	38,265.00	---	---	38,265.00
Petroleum Inspection Fund (0662)						
AGRICULTURE LEASING	13.050	0653	8,223.00	7,381.72	---	841.28
AGRICULTURE STATE OWNED	13.050	2549	99,859.00	99,858.72	---	0.28
REPLACEMENT VEHICLES	06.020	3569	74,660.00	74,660.00	---	---
Marketing Development Fund (0683)						
AGRICULTURE STATE OWNED	13.050	2550	2,129.00	2,128.32	---	0.68
REPLACEMENT VEHICLES	06.020	3676	18,840.00	---	---	18,840.00

Boll Weevil Suppression and Eradication Fund (0823)							
AGRICULTURE STATE OWNED	13.050	2551	1,483.00	1,482.20	---	0.80	
Agriculture Development Fund (0904)							
AGRICULTURE STATE OWNED	13.050	2552	1,362.00	1,199.80	---	162.20	
<u>Office of Director</u>							
Missouri Qualified Fuel Ethanol Producer Incentive Fund (0571)							
ETHANOL INCENTIVE PRGM	06.015	4627	15,000,000.00	9,191,905.37	---	5,808,094.63	
Missouri Qualified Biodiesel Producer Incentive Fund (0777)							
BIODIESEL INCENTIVE PRGM	06.015	7519	26,775,000.00	17,189,935.29	---	9,585,064.71	
<u>Division of Animal Health</u>							
Animal Health Laboratory Fee Fund (0292)							
ANIMAL HEALTH ADMIN PS	06.070	1222	79,926.00	54,026.77	---	25,899.23	
ANIMAL HEALTH ADMIN E&E	06.070	2186	387,105.00	292,888.29	---	94,216.71	
Animal Care Reserve Fund (0295)							
ANIMAL HEALTH ADMIN PS	06.070	1224	363,966.00	190,089.15	---	173,876.85	
ANIMAL HEALTH ADMIN E&E	06.070	2187	209,972.00	48,746.39	---	161,225.61	
Livestock Brands Fund (0299)							
LIVESTOCK BRANDS PRGM	06.070	1227	38,151.00	23,727.41	---	14,423.59	
Livestock Sales and Markets Fees Fund (0581)							
LIVESTOCK MARKETS	06.070	9462	32,565.00	8,423.96	---	24,141.04	
Livestock Dealer Law Enforcement and Administration Fund (0624)							
LIVESTOCK DEALER LAW	06.070	8830	12,250.00	---	---	12,250.00	
Institution Gift Trust Fund (0925)							
GIFT TRUST FUND E&E	06.070	3121	5,000.00	---	---	5,000.00	
<u>Division of Grain Inspection and Warehousing</u>							
Commodity Council Merchandising Fund (0406)							
COMMODITY MERCHANDISING PS	06.080	2417	55,440.00	40,166.27	---	15,273.73	
COMMODITY MERCHANDISING E&E	06.080	2418	22,446.00	11,066.66	---	11,379.34	
REFUNDS & REIMBURSEMENTS	06.085	2420	85,000.00	---	---	85,000.00	
Aquaculture Marketing Development Fund (0573)							
MO AQUACULTURE COUNCIL	06.085	2419	25,000.00	6,563.46	---	18,436.54	
Apple Merchandising Fund (0615)							
RES & MKT DEV OF APPLES	06.085	2421	12,000.00	---	---	12,000.00	
Grain Inspection Fees Fund (0647)							
GRAIN INSPECTION SVS E&E	06.080	2388	294,271.00	143,669.95	---	150,601.05	
GRAIN INSPECTION SVS PS	06.080	3201	1,504,083.00	1,035,220.52	---	468,862.48	
PAYMENT OF FED USER FEE	06.080	4552	100,000.00	72,283.61	---	27,716.39	
Missouri Wine Marketing and Research Development Fund (0855)							
WINE MKTNG & RESEARCH	06.085	0554	35,000.00	33,059.41	---	1,940.59	

**STATE OF MISSOURI
SUMMARY OF APPROPRIATION ACTIVITY
SPECIAL REVENUE FUNDS
FOR THE APPROPRIATION YEAR 2008**

	H.B. No.	Appr. No.	Appropriations	Expenditures and Transfers Out	Biennial Rollovers and Reappropriations to 2009	Lapse of Appropriations
<u>Division of Plant Industries</u>						
Boll Weevil Suppression and Eradication Fund (0823)						
BOLL WEEVIL ERADICAT PS	06.100	0556	73,512.00	15,022.02	---	58,489.98
BOLL WEEVIL ERADICAT E&E	06.100	0557	31,064.00	13,119.13	---	17,944.87
<u>Division of Weights and Measures</u>						
Petroleum Inspection Fund (0662)						
WEIGHTS & MEASURES E&E	06.105	2573	802,739.00	534,364.13	---	268,374.87
WEIGHTS & MEASURES PS	06.105	8381	1,371,462.00	1,239,183.59	---	132,278.41
<u>State Milk Board</u>						
Milk Inspection Fees Fund (0645)						
STATE MILK BOARD PS	06.130	0265	308,540.00	257,343.68	---	51,196.32
STATE MILK BOARD E&E	06.130	0267	266,824.00	133,305.33	---	133,518.67
MILK BOARD LOCAL HLTH	06.130	0268	889,887.00	700,241.27	---	189,645.73
State Contracted Manufacturing Dairy Plant Inspection and Grading Fee Fund (0661)						
DAIRY PLANT INSPECTIONS	06.130	7362	8,000.00	---	---	8,000.00
<u>Agric Business Development Division</u>						
Aquaculture Marketing Development Fund (0573)						
AGRI BUSINESS DEV PS	06.025	5027	8,672.00	7,101.52	---	1,570.48
Marketing Development Fund (0683)						
AGRI BUS GOV'S CONF ON AG	06.025	2114	125,000.00	78,485.38	---	46,514.62
WINE AND GRAPE BOARD E&E	06.035	2568	454,833.00	427,015.56	---	27,817.44
AGRI MISSOURI PROGRAM E&E	06.030	7034	10,000.00	---	---	10,000.00
AGRI BUSINESS DEV PS	06.025	7345	51,724.00	47,439.62	---	4,284.38
AGRI BUSINESS DEV E&E	06.025	7346	218,979.00	114,688.77	---	104,290.23
Missouri Wine and Grape Fund (0787)						
WINE AND GRAPE BOARD E&E	06.035	2107	1,157,738.00	899,928.88	---	257,809.12
WINE AND GRAPE BOARD PS	06.035	2130	161,514.00	129,748.20	---	31,765.80
Agriculture Development Fund (0904)						
AG DEVELOPMENT PRGM PS	06.065	5394	90,117.00	43,073.99	---	47,043.01
AG DEVELOPMENT PRGM E&E	06.065	5395	48,261.00	38,720.33	---	9,540.67
AG DEVEL FUND INVESTMENTS	06.065	9913	100,000.00	14,500.00	---	85,500.00
Institution Gift Trust Fund (0925)						
AGRI BUS AG AWARENESS PRG	06.025	2110	24,910.00	200.00	---	24,710.00

Missouri State Fair

Marketing Development Fund (0683)							
AID-TO-STATE FAIRS	06.125	7058	1.00	---	---	---	1.00
State Fair Trust Fund (0951)							
FUNDING TO START FAIR	06.115	3812	10,000.00	1,962.00	---	---	8,038.00

**DEPARTMENT OF INSURANCE,
FINANCIAL INSTITUTIONS AND
PROFESSIONAL REGISTRATION**

Division of Credit Unions Fund (0548)							
INSURANCE STATE OWNED	13.070	3747	30,814.00	30,813.16	---	---	0.84
INSURANCE LEASING	13.070	3748	590.00	581.56	---	---	8.44
Division of Finance Fund (0550)							
INSURANCE STATE OWNED	13.070	3738	164,115.00	157,413.75	---	---	6,701.25
INSURANCE LEASING	13.070	3739	86,355.00	85,707.43	---	---	647.57
Insurance Examiners Fund (0552)							
INSURANCE EXAMINATIONS PS	07.415	0793	5,546,069.00	3,526,373.32	---	---	2,019,695.68
INSURANCE EXAMINATIONS EE	07.415	2042	1,895,189.00	590,357.41	---	---	1,304,831.59
INSURANCE REFUNDS	07.420	2681	87.00	85.40	---	---	1.60
INSURANCE STATE OWNED	13.070	3564	15,418.00	15,417.79	---	---	0.21
INSURANCE LEASING	13.070	3734	261.00	22.93	---	---	238.07
Insurance Dedicated Fund (0566)							
INSURANCE STATE OWNED	13.070	2587	458,988.00	451,876.09	---	---	7,111.91
INSURANCE LEASING	13.070	6082	6,042.00	4,795.51	---	---	1,246.49
HEALTH INSUR COUNSELING	07.425	7021	200,000.00	200,000.00	---	---	---
INSURANCE OPERATIONS PS	07.410	9907	5,398,442.00	5,333,770.08	---	---	64,671.92
INSURANCE OPERATIONS E&E	07.410	9908	1,512,963.00	882,704.67	---	---	630,258.33
INSURANCE REFUNDS	07.420	9909	75,000.00	34,789.03	---	---	40,210.97
Consumer Restitution Fund (0792)							
INSURANCE OPERATIONS	07.410	3703	1.00	---	---	---	1.00

Division of Credit Unions

Division of Credit Unions Fund (0548)							
CREDIT UNIONS E&E	07.430	2195	123,775.00	119,427.59	---	---	4,347.41
CREDIT UNIONS PS	07.430	3657	1,111,379.00	859,155.22	---	---	252,223.78

Division of Finance

Division of Finance Fund (0550)							
DIV OF FINANCE E&E	07.435	2196	707,858.00	657,770.37	---	---	50,087.63
FINANCE PS	07.435	3658	5,547,419.00	4,965,066.09	---	---	582,352.91
OUT-OF-STATE EXAMS E&E	07.435	6138	50,000.00	37,512.41	---	---	12,487.59

**STATE OF MISSOURI
SUMMARY OF APPROPRIATION ACTIVITY
SPECIAL REVENUE FUNDS
FOR THE APPROPRIATION YEAR 2008**

	H.B. No.	Appr. No.	Appropriations	Expenditures and Transfers Out	Biennial Rollovers and Reappropriations to 2009	Lapse of Appropriations
Professional Registration						
Board of Accountancy Fund (0627)						
BOARD OF ACCOUNTANCY E&E	07.465	2214	180,647.00	172,794.39	---	7,852.61
BOARD OF ACCOUNTANCY PS	07.465	3666	270,829.00	250,387.88	---	20,441.12
Board of Podiatric Medicine Fund (0629)						
PODIATRIC MEDICINE	07.515	0839	20,669.00	12,047.64	---	8,621.36
Board of Chiropractic Examiners Fund (0630)						
CHIROPRACTIC EXAMINERS	07.475	0820	149,567.00	116,375.45	---	33,191.55
Board of Embalmers and Funeral Directors Fund (0633)						
EMBALMERS & FUNERAL DIR	07.490	0833	145,393.00	93,108.59	---	52,284.41
Board of Registration for Healing Arts Fund (0634)						
HEALING ART FEE PAYMENTS	07.495	2225	10,000.00	---	---	10,000.00
BD FOR HEALING ART E&E	07.495	2230	759,494.00	743,528.61	---	15,965.39
BD FOR HEALING ART PS	07.495	3673	1,743,078.00	1,618,037.72	---	125,040.28
Board of Nursing Fund (0635)						
BOARD OF NURSING E&E	07.500	2244	752,496.00	532,216.57	---	220,279.43
BOARD OF NURSING PS	07.500	3675	1,005,570.00	895,214.87	---	110,355.13
FINGERPRINTING	07.500	4864	174,979.00	---	---	174,979.00
Board of Optometry Fund (0636)						
BOARD OF OPTOMETRY	07.505	0836	42,043.00	41,688.40	---	354.60
Board of Pharmacy Fund (0637)						
BOARD OF PHARMACY E&E	07.510	2262	503,348.00	502,899.13	---	448.87
PHARMACY CRIM HISTORY	07.510	2586	150,000.00	1,067.75	---	148,932.25
BOARD OF PHARMACY PS	07.510	3677	912,687.00	812,701.58	---	99,985.42
Missouri Real Estate Commission Fund (0638)						
MO REAL ESTATE COMM E&E	07.520	2266	290,670.00	218,565.50	---	72,104.50
MO REAL ESTATE COMM PS	07.520	3679	895,580.00	681,846.71	---	213,733.29
REAL ESTATE CRIM HIST-EE	07.520	6852	30,000.00	23,847.00	---	6,153.00
Veterinary Medical Board Fund (0639)						
TESTING SERVICES	07.525	0329	40,000.00	24,697.00	---	15,303.00
MO VETERINARY MEDICAL BD	07.525	0840	69,579.00	68,755.39	---	823.61
Dental Board Fund (0677)						
DENTAL BOARD E&E	07.485	2224	262,863.00	232,426.25	---	30,436.75
DENTAL BOARD PS	07.485	3671	361,305.00	221,471.19	---	139,833.81

State Board of Architects, Professional
Engineers, Land Surveyors and Landscape
Architects Fund (0678)

ARCH PE & LAND SURV E&E	07.470	2223	394,587.00	208,993.58	---	185,593.42
ARCH PE & LAND SURV PS	07.470	3667	364,908.00	313,197.05	---	51,710.95
Cosmetology and Barber Exam Fund (0785)						
BD COSM & BARBERS E&E	07.480	1673	291,273.00	291,266.70	---	6.30
CRIMINAL HISTORY CHECKS	07.480	1674	1,000.00	240.00	---	760.00

DEPARTMENT OF CONSERVATION

Conservation Commission Fund (0609)

CONSERVATION PROGRAMS	06.600	0286	143,254,143.00	139,052,771.28	---	4,201,371.72
MDC STATEWIDE	17.115	0750	6,237,031.00	5,395,815.35	841,215.65	---
MDC CONSTRUCTION	21.005	4120	10,000,000.00	6,891,745.50	3,108,254.00	0.50

DEPARTMENT OF ECONOMIC DEVELOPMENT

Missouri Arts Council Trust Fund (0262)

DED LEASING	13.065	2468	48,635.00	39,168.29	---	9,466.71
-------------	--------	------	-----------	-----------	-----	----------

Division of Tourism Supplemental Revenue
Fund (0274)

DED LEASING	13.065	1982	17,205.00	13,099.42	---	4,105.58
DED STATE OWNED	13.065	2563	76,401.00	76,400.28	---	0.72

Manufactured Housing Fund (0582)

DED LEASING	13.065	3128	12,831.00	11,245.06	---	1,585.94
-------------	--------	------	-----------	-----------	-----	----------

Public Service Commission Fund (0607)

DED LEASING	13.065	1986	869,724.00	788,721.76	---	81,002.24
DED STATE OWNED	13.065	2576	84,755.00	77,452.66	---	7,302.34

Lewis and Clark Discovery Fund (0790)

DED-MO TECH CORP VARIOUS	17.400	1788	15,000,000.00	15,000,000.00	---	---
--------------------------	--------	------	---------------	---------------	-----	-----

Economic Development Agencies

Missouri Housing Trust Fund (0254)

MO HOUSING DEVELOP COMM	07.185	0980	4,756,548.00	4,756,547.06	---	0.94
-------------------------	--------	------	--------------	--------------	-----	------

Missouri Arts Council Trust Fund (0262)

MO ARTS COUNCIL E&E	07.130	0989	5,514,498.00	3,690,907.12	---	1,823,590.88
MO ARTS COUNCIL PS	07.130	2881	448,641.00	261,965.07	---	186,675.93
INCENTIVES AND TECH ASST	07.130	2943	1,241,000.00	595,355.00	---	645,645.00

Division of Tourism Supplemental Revenue
Fund (0274)

TOURISM PS	07.175	1030	1,567,366.00	1,377,282.96	---	190,083.04
TOURISM E&E	07.175	2192	19,605,054.00	17,927,154.48	---	1,677,899.52

Business Extension Service Team Fund (0280)

BUSINESS EXT SVS PRGM	07.060	1029	1,000,000.00	7,591.00	---	992,409.00
-----------------------	--------	------	--------------	----------	-----	------------

**STATE OF MISSOURI
SUMMARY OF APPROPRIATION ACTIVITY
SPECIAL REVENUE FUNDS
FOR THE APPROPRIATION YEAR 2008**

	H.B. No.	Appr. No.	Appropriations	Expenditures and Transfers Out	Biennial Rollovers and Reappropriations to 2009	Lapse of Appropriations
Missouri Small Business Development Centers Fund (0294)						
MOFAST	07.031	4271	500,000.00	485,000.00	---	15,000.00
Missouri Community College Job Training Program Fund (0563)						
COMM COLL NEW JOBS TRNG	07.045	0906	16,000,000.00	4,762,743.31	---	11,237,256.69
International Promotions Revolving Fund (0567)						
MARKETING E&E	07.015	2384	72,238.00	6,650.82	---	65,587.18
Missouri Main Street Program Fund (0596)						
MAINSTREET PROGRAM	07.070	2428	45,590.00	43,650.00	---	1,940.00
Missouri Job Development Fund (0600)						
MO JOB DEVELOPMENT	07.035	0905	11,083,104.00	8,919,593.90	---	2,163,510.10
SALES PS	07.015	2405	360,880.00	277,934.96	---	82,945.04
SALES E&E	07.015	2406	81,389.00	81,389.00	---	---
Tourism Marketing Fund (0650)						
TOURISM E&E	07.175	8403	15,000.00	---	---	15,000.00
Life Sciences Research Trust Fund (0763)						
LIFE SCIENCES RESEARCH EE	07.020	2927	13,455,465.00	5,909,775.00	---	7,545,690.00
State Supplemental Downtown Development Fund (0766)						
MODESA	07.105	4245	2,741,001.00	---	---	2,741,001.00
State Supplemental Rural Development Fund (0767)						
MORESA PROGRAM	07.110	6859	1.00	---	---	1.00
Economic Development Advancement Fund (0783)						
MARKETING E&E	07.015	2387	3,177,000.00	1,995,129.28	---	1,181,870.72
SALES PS	07.015	2801	190,986.00	185,192.50	---	5,793.50
SALES E&E	07.015	2802	238,980.00	39,980.00	---	199,000.00
FINANCE PS	07.015	2812	95,493.00	77,434.45	---	18,058.55
FINANCE E&E	07.015	2816	100,990.00	3,187.89	---	97,802.11
COMPLIANCE E&E	07.015	2829	52,995.00	5,271.53	---	47,723.47
COMPLIANCE PS	07.015	3563	47,747.00	43,065.64	---	4,681.36
Youth Opportunities and Violence Prevention Fund (0827)						
YOUTH OPPORTUN & VIOLENCE	07.085	2455	1.00	---	---	1.00
Missouri Supplemental Tax Increment Financing Fund (0848)						
STATE TIF PROGRAM	07.095	4351	8,928,130.00	3,715,226.46	---	5,212,903.54

Missouri Public Broadcasting Corporation Special Fund (0887)							
PUBLIC TELEVISION GRANTS	07.130	1687	1,300,000.00	1,260,181.00	---	39,819.00	
Special Employment Security Fund (0949)							
BUILDINGS & LAND	07.170	0592	216,000.00	216,000.00	---	---	
Guard at Home Fund (0995)							
WORKFORCE DEVELOPMENT	07.150	3048	350,000.00	18,810.02	---	331,189.98	

Regulatory Agencies

Deaf Relay Service and Equipment Distribution Program Fund (0559)						
PUBLIC SERVICE COMM E&E	07.200	9834	5,000,000.00	2,280,456.80	---	2,719,543.20
Manufactured Housing Fund (0582)						
MANUFACTD HOUSING REFUNDS	07.190	0817	10,000.00	---	---	10,000.00
MANUF HOUSING ADMIN E&E	07.190	2194	169,255.00	103,498.78	---	65,756.22
MANUFACTD HOUSING PRGM	07.190	3102	19,310.00	19,309.90	---	0.10
MANUF HOUSING ADMIN PS	07.190	3991	331,460.00	290,958.91	---	40,501.09
PUBLIC SERVICE COMM E&E	07.200	4392	2,235.00	---	---	2,235.00
Public Service Commission Fund (0607)						
PSC REFUNDS	07.200	0818	10,000.00	---	---	10,000.00
PUBLIC SERVICE COMM PS	07.200	1428	10,088,938.00	9,429,210.76	---	659,727.24
PUBLIC SERVICE COMM E&E	07.200	2203	2,572,053.00	1,957,380.01	---	614,672.99

**DEPARTMENT OF ELEMENTARY AND
SECONDARY EDUCATION**

Bingo Proceeds for Education Fund (0289)						
M&R STATEWIDE BPEF	17.045	0703	833,789.00	426,863.10	406,925.90	---
Lottery Proceeds Fund (0291)						
DESE OPERATIONAL M&R	18.015	0646	685,508.00	---	685,508.00	---
Deaf Relay Service and Equipment Distribution Program Fund (0559)						
DESE LEASING	13.005	2478	23,869.00	19,467.58	---	4,401.42
Excellence in Education Fund (0651)						
DESE LEASING	13.005	3732	416.00	8.64	---	407.36
DESE STATE OWNED	13.005	3733	19,394.00	19,393.84	---	0.16

Administration

School District Bonds Fund (0248)						
SCHOOL DISTRICT BONDS	02.035	0113	592,000.00	341,236.92	---	250,763.08
Outstanding Schools Trust Fund (0287)						
FOUNDATION-FORMULA	02.015	0678	586,115,086.00	586,115,086.00	---	---
Lottery Proceeds Fund (0291)						
FOUNDATION-TRANSPORTATION	02.015	2362	69,273,102.00	69,273,102.00	---	---
FOUNDATION-FORMULA	02.015	5667	54,946,856.00	54,946,856.00	---	---

**STATE OF MISSOURI
SUMMARY OF APPROPRIATION ACTIVITY
SPECIAL REVENUE FUNDS
FOR THE APPROPRIATION YEAR 2008**

	H.B. No.	Appr. No.	Appropriations	Expenditures and Transfers Out	Biennial Rollovers and Reappropriations to 2009	Lapse of Appropriations
State School Money Fund (0616)						
FOUNDATION-FORMULA	02.015	0679	1,899,325,889.00	1,899,325,889.00	---	---
FOUNDATION-TRANSPORTATION	02.015	0684	98,524,611.00	98,524,611.00	---	---
FOUNDATION-CAREER ED	02.015	0720	52,880,428.00	52,880,428.00	---	---
FOUNDATION-PARENT ED/PAT	02.015	0722	34,304,651.00	34,304,651.00	---	---
FOUNDATION-SM SCHL PRG	02.015	2081	15,000,000.00	15,000,000.00	---	---
FOUNDATION-CAREER LADDER	02.015	2363	37,467,000.00	37,467,000.00	---	---
FOUNDATION-CRITICAL NEEDS	02.015	4293	20,000,000.00	20,000,000.00	---	---
School District Trust Fund (0688)						
SCHOOL DISTRICT TRUST FND	02.030	5240	798,200,000.00	772,820,015.93	---	25,379,984.07
Classroom Trust Fund (0784)						
FOUNDATION-FORMULA	02.015	2079	311,285,315.00	311,285,315.00	---	---
<u>Division of School Improvement</u>						
Outstanding Schools Trust Fund (0287)						
PERFORM BASED ASSESSMENT	02.095	2796	128,125.00	128,125.00	---	---
Lottery Proceeds Fund (0291)						
AP/DUAL CREDIT	02.100	0040	250,000.00	150,990.00	---	99,010.00
PERFORM BASED ASSESSMENT	02.095	1289	4,568,630.00	4,431,570.68	---	137,059.32
A+ SCHOOLS PROGRAM	02.090	3214	18,379,448.00	16,683,503.78	---	1,695,944.22
CHARACTER ED INITIATIVES	02.150	3215	860,571.00	807,263.25	---	53,307.75
EMINTS	02.170	4184	2,924,700.00	2,696,585.00	---	228,115.00
VIRTUAL EDUCATION E&E	02.015	4269	5,200,000.00	3,817,156.30	---	1,382,843.70
State School Money Fund (0616)						
FERMAN MEMORIAL-GIFTED	02.070	5640	10,000.00	1,426.35	---	8,573.65
EARLY CHILDHOOD PROGRAM	02.080	7976	125,000.00	125,000.00	---	---
Early Childhood Development, Education and Care Fund (0859)						
EARLY CHILDHOOD PROGRAM	02.080	0028	14,757,600.00	14,718,637.19	---	38,962.81
<u>Division of Career Education</u>						
Outstanding Schools Trust Fund (0287)						
ADULT ED & LITERACY	02.205	1631	824,480.00	824,480.00	---	---
Lottery Proceeds Fund (0291)						
AFTER SCHOOL PROGRAMMING	02.210	4166	1,000,000.00	967,338.00	---	32,662.00

Division of Special EducationMissouri Commission for the Deaf Board of
Certification of Interpreters Fund (0264)

COMM FOR THE DEAF E&E	02.275	0111	117,000.00	99,592.39	---	17,407.61
Bingo Proceeds for Education Fund (0289)						
BOARD OPERATED E&E	02.015	2303	1,707,167.00	1,707,167.00	---	---
PARKVIEW ST PLAYGROUND	17.010	3222	96,996.00	96,510.24	485.76	---
Lottery Proceeds Fund (0291)						
HIGH NEED FUND	02.225	0657	19,047,300.00	19,047,300.00	---	---
BOARD OPERATED E&E	02.015	4165	16,840.00	15,724.00	---	1,116.00
FOUNDATION-EARLY SPEC ED	02.015	5645	19,048,507.00	19,048,507.00	---	---
DFS/DMH SCHOOL PLACEMENTS	02.235	5677	7,768,606.00	7,768,606.00	---	---
Deaf Relay Service and Equipment Distribution Program Fund (0559)						
MO ASSISTIVE TECH-PS	02.280	2351	209,452.00	204,569.93	---	4,882.07
MO ASSISTIVE TECH-EE	02.280	2365	1,954,914.00	1,298,947.42	---	655,966.58
Children's Service Commission Fund (0601)						
CHILDREN'S SERVICE COMM	02.285	2820	10,000.00	---	---	10,000.00
State School Money Fund (0616)						
FOUNDATION-EARLY SPEC ED	02.015	0702	79,762,702.00	79,762,702.00	---	---
READERS FOR THE BLIND	02.245	2268	25,000.00	25,000.00	---	---
Handicapped Children's Trust Fund (0618)						
SCHOOL SEVERELY HANDICAP	02.270	2280	75,000.00	58,831.94	---	16,168.06
MISSISSIPPI VALLEY PLAYGR	17.005	2876	45,000.00	39,750.00	5,250.00	---
Missouri Commission for the Deaf and Hard of Hearing Fund (0743)						
COMM FOR THE DEAF E&E	02.275	6099	19,000.00	750.02	---	18,249.98
COMM FOR THE DEAF PS	02.275	7515	32,136.00	---	---	32,136.00
Missouri Assistive Technology Fund (0781)						
MO ASSISTIVE TECH-EE	02.280	2370	750,000.00	499,512.69	---	250,487.31
Part C Early Intervention Fund (0788)						
MEDICAID REIM-FIRST STEPS	02.230	2258	2,745,254.00	2,745,254.00	---	---
PART C EARLY INTERVENTION	02.230	2259	2,350,000.00	1,792,106.65	---	557,893.35
Early Childhood Development, Education and Care Fund (0859)						
FIRST STEPS	02.230	3180	578,644.00	578,644.00	---	---
Assistive Technology Loan Revolving Fund (0889)						
MO ASSISTIVE TECH-PS	02.280	2366	47,990.00	47,630.00	---	360.00
MO ASSISTIVE TECH-EE	02.280	2367	500,000.00	98,123.55	---	401,876.45
School for Blind Trust Fund (0920)						
SCHOOL FOR BLIND	02.260	9806	1,500,000.00	592,094.43	---	907,905.57
School for Deaf Trust Fund (0922)						
SCHOOL FOR DEAF	02.255	0543	181,000.00	10,249.31	---	170,750.69

**STATE OF MISSOURI
SUMMARY OF APPROPRIATION ACTIVITY
SPECIAL REVENUE FUNDS
FOR THE APPROPRIATION YEAR 2008**

	H.B. No.	Appr. No.	Appropriations	Expenditures and Transfers Out	Biennial Rollovers and Reappropriations to 2009	Lapse of Appropriations
<u>Division of Teacher Quality and Urban</u>						
Outstanding Schools Trust Fund (0287)						
EARLY GRADE LITERACY PRGM	02.020	3864	250,000.00	250,000.00	---	---
Lottery Proceeds Fund (0291)						
SCHOLARSHIPS	02.125	0107	200,000.00	152,000.00	---	48,000.00
EARLY GRADE LITERACY PRGM	02.020	1284	145,000.00	140,650.00	---	4,350.00
Excellence in Education Fund (0651)						
TEACHER QUALITY/URBAN E&E	02.045	2297	2,676,686.00	1,455,231.37	---	1,221,454.63
TEACHER QUALITY/URBAN PS	02.045	6459	270,288.00	187,017.26	---	83,270.74
<u>Division of Vocational Rehabilitation</u>						
Independent Living Center Fund (0284)						
INDEPENDENT LIVING CNTRS	02.190	2809	390,556.00	353,021.00	---	37,535.00
Lottery Proceeds Fund (0291)						
VOCATIONAL REHAB GRANT	02.180	2806	1,400,000.00	1,399,999.66	---	0.34
<u>DEPARTMENT OF HIGHER EDUCATION</u>						
Lewis and Clark Discovery Fund (0790)						
CBHE-COMMUNITY COL M&R	17.395	1717	6,000,000.00	4,137,091.00	1,862,909.00	---
CBHE-COMMUNITY COLLEGES	17.395	1730	24,000,000.00	24,000,000.00	---	---
Guaranty Agency Operating Fund (0880)						
HIGHER EDUCATION LEASING	13.015	6089	257,876.00	211,913.30	---	45,962.70
<u>Higher Education Administration</u>						
Marguerite Ross Barnett Scholarship Fund (0131)						
M ROSS BARNETT SCHLSHIP	03.075	0066	447,386.00	445,562.15	---	1,823.85
Lottery Proceeds Fund (0291)						
STATE AID COMM COLLEGES	03.110	2679	6,120,132.00	6,120,132.00	---	---
WORKFORCE PREPARATION	03.110	4470	1,332,353.00	1,332,353.00	---	---
GEAR-UP Scholarship Fund (0737)						
GEAR UP SCHOLARSHIPS	03.080	5655	700,000.00	509,229.20	---	190,770.80
Access MO Financial Assistance Fund (0791)						
ACCESS MISSOURI	03.045	2179	75,303,436.00	75,288,447.66	---	14,988.34
Student Grant Fund (0839)						
GALLAGHER SCHOLARSHIP	03.045	3859	133,333.00	88,309.00	---	45,024.00
Academic Scholarship Fund (0840)						
ACADEMIC SCHOLARSHIP PRGM	03.035	3858	18,118,703.00	18,011,176.93	---	107,526.07

Advantage Missouri Trust Fund (0856)							
ADVANTAGE MISSOURI PRGM	14.042	0062	8,500.00	6,857.31	---	1,642.69	
Missouri College Guarantee Fund (0858)							
COLLEGE GUARANTEE PRGM	03.055	0061	66,667.00	66,667.00	---	---	
Guaranty Agency Operating Fund (0880)							
LOAN PROGRAM ADMIN PS	03.085	0998	2,034,840.00	1,935,290.94	---	99,549.06	
LOAN PROGRAM ADMIN E&E	03.085	2169	9,019,273.00	6,292,567.61	---	2,726,705.39	
FEDERAL LOAN COMPLIANCE	03.085	3134	500,000.00	1,621.60	---	498,378.40	
COLLECTION INVOICING	03.085	5075	4,000,000.00	3,246,211.40	---	753,788.60	
LOAN PROGRAM ADMIN	03.085	7256	890,000.00	553,182.22	---	336,817.78	
Federal Student Loan Reserve Fund (0881)							
LOAN PRGM REVOLVING FUND	03.095	0067	125,000,000.00	113,074,876.92	---	11,925,123.08	
<u>State Colleges and Universities</u>							
Lottery Proceeds Fund (0291)							
UNIVERSITY OF CENTRAL MO	03.120	1539	4,985,715.00	4,985,715.00	---	---	
SOUTHEAST MO STATE UNIV	03.125	1540	4,059,895.00	4,059,895.00	---	---	
MO STATE UNIVERSITY	03.130	1545	7,675,409.00	7,675,409.00	---	---	
TRUMAN STATE UNIVERSITY	03.140	1546	3,776,109.00	3,776,109.00	---	---	
NORTHWEST MO STATE UNIV	03.145	1547	2,599,805.00	2,599,805.00	---	---	
MO SOUTHERN ST UNIVERSITY	03.150	1549	1,972,820.00	1,972,820.00	---	---	
MO WESTERN ST UNIVERSITY	03.155	1550	1,968,039.00	1,968,039.00	---	---	
HARRIS STOWE ST UNIV	03.160	1551	908,704.00	908,703.96	---	0.04	
UNIV OF MISSOURI CAMPUSES	03.165	1552	36,869,596.00	36,869,596.00	---	---	
LINCOLN UNIVERSITY	03.135	1554	1,551,205.00	1,551,205.00	---	---	
UNIV OF MO MORENET	03.175	1793	2,500,000.00	2,500,000.00	---	---	
LINN STATE TECH COLLEGE	03.115	6227	420,528.00	420,528.00	---	---	
Spinal Cord Injury Fund (0578)							
SPINAL CORD INJURY	03.190	5628	400,000.00	54,037.44	---	345,962.56	
State Seminary Money Fund (0623)							
SEMINARY FUND INV INCOME	03.215	0616	250,000.00	112,305.62	---	137,694.38	
Lewis and Clark Discovery Fund (0790)							
SEMSU-DENTAL CLINIC	17.300	1468	173,000.00	173,000.00	---	---	
SEMSU-AUTISM CENTER	17.315	1472	2,638,000.00	---	2,638,000.00	---	
UM-ED&OUTREACH CNT	17.340	1530	3,300,000.00	167,150.00	3,132,850.00	---	
UM-ATCH&HOLT FACILITY	17.345	1586	600,000.00	249.00	599,751.00	---	
UM-HOWARD CO FACILITY	17.350	1607	3,231,000.00	93,388.00	3,137,612.00	---	
UM-GENTRY CO CENTER	17.355	1666	350,000.00	19,411.00	330,589.00	---	
UM-GRUNDY CO BLDG	17.360	1667	725,000.00	8,184.00	716,816.00	---	
UM-CRAWFORD FACILITY	17.365	1668	600,000.00	9,173.00	590,827.00	---	
UM-BOONE CO FACILITY	17.370	1671	2,630,000.00	225,529.59	2,404,470.41	---	
UM-CALLAWAY FACILITY	17.375	1672	600,000.00	---	600,000.00	---	
UMKC-PHARM & NURSE BLDG	19.010	1677	15,000,000.00	---	15,000,000.00	---	
UCM-MORROW&GARRISON BLDG	17.255	2932	13,229,000.00	---	13,229,000.00	---	
HSSU-CHILD&PARENT EDU CNT	17.260	2935	15,726,000.00	1,042,011.00	14,683,989.00	---	
LU-JASON HALL	17.265	2936	2,974,000.00	107,338.87	2,866,661.13	---	

**STATE OF MISSOURI
SUMMARY OF APPROPRIATION ACTIVITY
SPECIAL REVENUE FUNDS
FOR THE APPROPRIATION YEAR 2008**

	<u>H.B. No.</u>	<u>Appr. No.</u>	<u>Appropriations</u>	<u>Expenditures and Transfers Out</u>	<u>Biennial Rollovers and Reappropriations to 2009</u>	<u>Lapse of Appropriations</u>
MSSU-HEALTH SCIENCE BLDG	17.275	2939	18,976,000.00	768,078.00	18,207,922.00	---
MSU-PHASE I FREUP	17.280	2940	29,704,000.00	22,272.60	29,681,727.40	---
MSU-INCUBATOR	17.285	2942	5,000,000.00	---	5,000,000.00	---
MWSU-AGENSTEIN SC & MATH	17.290	2946	30,115,000.00	1,660,977.00	28,454,023.00	---
NWMSU-PLANT BIO CNTR	17.295	2947	24,400,000.00	7,563,125.87	16,836,874.13	---
SE-INCUBATOR	17.305	2948	4,500,000.00	---	4,500,000.00	---
TSU-PERSHING BLDG	17.320	2949	21,558,000.00	63,697.06	21,494,302.94	---
UM-ELLIS FISCHER	19.005	2950	31,182,000.00	---	31,182,000.00	---
UM-PLANT SCIENCE BLDG	17.325	2957	5,000,000.00	---	5,000,000.00	---
UM-DELTA RESEARCH CNT	17.335	2961	2,000,000.00	20,677.00	1,979,323.00	---
UMR-ENGINEERING BLDG	17.385	2977	15,000,000.00	9,353,917.57	5,646,082.43	---
UMSL-BENTON & STADLER	17.390	2984	28,500,000.00	---	28,500,000.00	---
SESU RIVER CAMPUS	17.310	3484	17,200,000.00	16,540,000.00	660,000.00	---
UM-GREENLEY FACILITY	17.330	3488	2,000,000.00	70,793.00	1,929,207.00	---
LSTC-HEAVY EQUIPMENT TECH	17.270	3490	5,000,000.00	---	5,000,000.00	---
UMKC-DENTAL EQUIP	17.380	3548	3,400,000.00	1,692,167.00	1,707,833.00	---
<u>DEPARTMENT OF HEALTH AND SENIOR SERVICES</u>						
Nursing Facility Quality of Care Fund (0271)						
HEALTH STATE OWNED	13.130	2584	2,809.00	2,788.72	---	20.28
REFUNDS	10.635	7331	9,606.00	3,011.00	---	6,595.00
Health Access Incentive Fund (0276)						
REFUNDS	10.635	2874	100.00	---	---	100.00
Mammography Fund (0293)						
REFUNDS	10.635	2873	1,100.00	1,083.35	---	16.65
Missouri Public Health Services Fund (0298)						
HEALTH STATE OWNED	13.130	2583	25,960.00	25,959.14	---	0.86
REFUNDS	10.635	7334	19,820.00	19,819.77	---	0.23
Endowed Care Cemetery Audit Fund (0562)						
REFUNDS	10.635	7492	2,899.00	2,205.82	---	693.18
Professional and Practical Nursing Student Loan and Nurse Loan Repayment Fund (0565)						
REFUNDS	10.635	7335	248.00	---	---	248.00
Health and Senior Services Document Services Fund (0646)						
REFUNDS	10.635	7336	448.00	280.00	---	168.00

Health - Donated Fund (0658)							
REFUNDS	10.635	2799	3,125.00	3,124.96	---	0.04	
DOH DONATED FUNDS PS	10.640	4631	250,000.00	27,759.04	---	222,240.96	
DOH DONATED FUNDS E&E	10.640	4632	2,392,317.00	1,065,664.88	---	1,326,652.12	
Children's Trust Fund (0694)							
REFUNDS	10.635	7493	13,495.00	11,029.45	---	2,465.55	
Childhood Lead Testing Fund (0899)							
HEALTH STATE OWNED	13.130	2585	294.00	---	---	294.00	
State Public Health Lab							
Missouri Public Health Services Fund (0298)							
PUBLIC HEALTH LAB PS	10.610	0222	1,203,842.00	1,057,918.30	---	145,923.70	
PUBLIC HEALTH LAB E&E	10.610	0223	3,291,059.00	2,843,162.91	---	447,896.09	
HEALTH LAB MEDICAID E&E	10.610	1935	450,000.00	299,272.12	---	150,727.88	
Childhood Lead Testing Fund (0899)							
HEALTH LAB MEDICAID PS	10.610	1936	84,537.00	---	---	84,537.00	
HEALTH LAB MEDICAID E&E	10.610	1949	68,607.00	10,771.64	---	57,835.36	
PUBLIC HEALTH LAB PS	10.610	7249	16,000.00	3,479.94	---	12,520.06	
PUBLIC HEALTH LAB E&E	10.610	7250	31,379.00	4,409.89	---	26,969.11	
Administration							
Nursing Facility Quality of Care Fund (0271)							
DIVISION OF ADMIN E&E	10.615	6114	299,993.00	299,993.00	---	---	
Health Access Incentive Fund (0276)							
DIVISION OF ADMIN E&E	10.615	0217	50,000.00	49,790.00	---	210.00	
Mammography Fund (0293)							
DIVISION OF ADMIN E&E	10.615	3750	100,000.00	100,000.00	---	---	
Missouri Public Health Services Fund (0298)							
DIVISION OF ADMIN PS	10.615	1799	125,650.00	14.26	---	125,635.74	
DIVISION OF ADMIN E&E	10.615	1800	293,608.00	---	---	293,608.00	
Loan and Nurse Loan Repayment Fund (0565)							
DIVISION OF ADMIN E&E	10.615	3751	50,000.00	50,000.00	---	---	
Health and Senior Services Document Services Fund (0646)							
DIVISION OF ADMIN E&E	10.615	7697	206,496.00	21,501.70	---	184,994.30	
Putative Father Registry Fund (0780)							
DIVISION OF ADMIN E&E	10.615	3259	25,000.00	25,000.00	---	---	
Organ Donor Program Fund (0824)							
DIVISION OF ADMIN E&E	10.615	3752	25,000.00	25,000.00	---	---	
Childhood Lead Testing Fund (0899)							
DIVISION OF ADMIN E&E	10.615	7251	2,370.00	---	---	2,370.00	

**STATE OF MISSOURI
SUMMARY OF APPROPRIATION ACTIVITY
SPECIAL REVENUE FUNDS
FOR THE APPROPRIATION YEAR 2008**

	H.B. No.	Appr. No.	Appropriations	Expenditures and Transfers Out	Biennial Rollovers and Reappropriations to 2009	Lapse of Appropriations
<u>Division of Community and Public Health</u>						
Health Care Technology Fund (0170)						
HLTHCARE TECH IM REGISTRY	10.605	3459	500,000.00	86,314.63	---	413,685.37
Health Initiatives Fund (0275)						
DIV COMM&PUBLIC HLTH PS	10.650	1219	47,808.00	47,676.08	---	131.92
SCHOOL HEALTH GRANTS	10.660	3974	5,364,564.00	5,317,519.69	---	47,044.31
Health Access Incentive Fund (0276)						
DIV COMM&PUBLIC HLTH PS	10.650	1220	91,289.00	83,230.70	---	8,058.30
PRIMO PROGRAM	10.675	3931	3,021,500.00	2,971,893.00	---	49,607.00
Missouri Public Health Services Fund (0298)						
DIV COMM&PUBLIC HLTH PS	10.650	1232	315,727.00	219,406.65	---	96,320.35
DIV COMM&PUBLIC HLTH E&E	10.650	1233	116,507.00	41,287.33	---	75,219.67
GENETICS PROGRAM	10.660	1690	276,750.00	276,660.00	---	90.00
Professional and Practical Nursing Student Loan and Nurse Loan Repayment Fund (0565)						
DIV COMM&PUBLIC HLTH PS	10.650	1221	70,415.00	66,971.85	---	3,443.15
DIV COMM&PUBLIC HLTH E&E	10.650	1223	16,900.00	4,614.61	---	12,285.39
NURSE LOAN PROGRAM	10.675	3937	499,752.00	335,000.00	---	164,752.00
Healthy Families Trust Fund (0625)						
DIV COMM&PUBLIC HLTH PROG	10.660	3688	200,000.00	199,843.96	---	156.04
Health and Senior Services Document Services Fund (0646)						
DIV COMM&PUBLIC HLTH PS	10.650	1234	349,652.00	149,798.14	---	199,853.86
DIV COMM&PUBLIC HLTH E&E	10.650	1236	275,000.00	87,043.74	---	187,956.26
Health - Donated Fund (0658)						
DIV COMM&PUBLIC HLTH PS	10.650	1242	169,109.00	98,453.33	---	70,655.67
DIV COMM&PUBLIC HLTH E&E	10.650	1244	633,089.00	548,195.66	---	84,893.34
PRIMO PROGRAM	10.675	3932	839,525.00	523,072.00	---	316,453.00
Hazardous Waste Fund (0676)						
DIV COMM&PUBLIC HLTH PS	10.650	1663	190,757.00	108,707.06	---	82,049.94
DIV COMM&PUBLIC HLTH E&E	10.650	1664	68,532.00	68,139.01	---	392.99
Head Injury Fund (0742)						
HEAD INJURY SERVICES	10.660	7527	852,400.00	754,946.29	---	97,453.71
Putative Father Registry Fund (0780)						
DIV COMM&PUBLIC HLTH PS	10.650	1247	71,574.00	67,288.27	---	4,285.73
DIV COMM&PUBLIC HLTH E&E	10.650	1251	28,756.00	418.42	---	28,337.58
Organ Donor Program Fund (0824)						
DIV COMM&PUBLIC HLTH PS	10.650	1225	105,378.00	52,458.19	---	52,919.81
DIV COMM&PUBLIC HLTH E&E	10.650	1230	82,010.00	11,107.66	---	70,902.34
DIV COMM&PUBLIC HLTH PROG	10.660	1257	100,000.00	---	---	100,000.00

Missouri Lead Abatement Loan Fund (0893)							
LEAD ABATEMENT LOAN PRGM	10.660	5313	76,000.00	---	---	76,000.00	
Governor's Council on Physical Fitness							
Institution Gift Trust Fund (0924)							
DIV COMM&PUBLIC HLTH E&E	10.650	2431	350,000.00	308.50	---	349,691.50	
Crippled Children Fund (0950)							
CHILD W/SPECIAL NEEDS	10.660	7726	75,000.00	---	---	75,000.00	
<u>Division of Senior and Disability Service</u>							
Health Care Technology Fund (0170)							
HEALTHCARE TECH CASE MGMT	10.605	3446	1,300,000.00	92,888.33	---	1,207,111.67	
Elderly Home-Delivered Meals Trust Fund (0296)							
HOME & COMMNTY SVS GRANTS	10.705	4521	200,000.00	40,529.00	---	159,471.00	
<u>Division of Regulation and Licensure</u>							
Nursing Facility Quality of Care Fund (0271)							
DIV OF REG&LICENSURE PS	10.720	1270	816,153.00	563,553.68	---	252,599.32	
DIV OF REG&LICENSURE E&E	10.720	1271	2,151,481.00	466,316.41	---	1,685,164.59	
Health Access Incentive Fund (0276)							
DIV OF REG&LICENSURE PS	10.720	1273	70,069.00	67,715.70	---	2,353.30	
DIV OF REG&LICENSURE E&E	10.720	1274	11,450.00	10,125.22	---	1,324.78	
Mammography Fund (0293)							
DIV OF REG&LICENSURE PS	10.720	1275	59,598.00	46,432.04	---	13,165.96	
DIV OF REG&LICENSURE E&E	10.720	1276	13,560.00	11,198.54	---	2,361.46	
Missouri Public Health Services Fund (0298)							
DIV OF REG&LICENSURE PS	10.720	1665	107,304.00	---	---	107,304.00	
DIV OF REG&LICENSURE E&E	10.720	1669	69,132.00	---	---	69,132.00	
Early Childhood Development, Education							
and Care Fund (0859)							
DIV OF REG&LICENSURE PS	10.720	1278	200,762.00	200,731.78	---	30.22	
DIV OF REG&LICENSURE E&E	10.720	1280	57,561.00	57,561.00	---	---	
CHILD CARE IMPROVE PRGM	10.725	3196	728,740.00	505,836.76	---	222,903.24	
<u>DEPARTMENT OF TRANSPORTATION</u>							
Motorcycle Safety Trust Fund (0246)							
MAINTENANCE E&E	04.215	6311	400,000.00	400,000.00	---	---	
Grade Crossing Safety Account Fund (0290)							
RR GRADE CROSSING HAZARDS	04.315	6179	6,291,109.00	2,283,750.66	---	4,007,358.34	
State Highways and Transportation							
Department Fund (0644)							
HRC HIGHWAY FUND REFUNDS	04.235	6172	800,000.00	674,071.89	---	125,928.11	
HRC MOTOR FUEL TAX REFUND	04.235	6173	30,000,000.00	28,343,180.18	---	1,656,819.82	

**STATE OF MISSOURI
SUMMARY OF APPROPRIATION ACTIVITY
SPECIAL REVENUE FUNDS
FOR THE APPROPRIATION YEAR 2008**

	H.B. No.	Appr. No.	Appropriations	Expenditures and Transfers Out	Biennial Rollovers and Reappropriations to 2009	Lapse of Appropriations
Railroad Expense Fund (0659)						
MULTIMODAL OPS ADMIN PS	04.245	6174	433,604.00	359,807.43	---	73,796.57
MULTIMODAL OPS ADMIN E&E	04.245	6175	151,421.00	54,468.22	---	96,952.78
SUPPORT TO MULTIMODAL DIV	04.250	6180	102,532.00	74,628.69	---	27,903.31
FRINGES MULTIMODAL PS	04.245	6181	133,711.00	116,087.10	---	17,623.90
State Transportation Fund (0675)						
FRINGES MULTIMODAL PS	04.245	0115	43,519.00	40,406.41	---	3,112.59
SUPPORT TO MULTIMODAL DIV	04.250	0436	50,951.00	27,282.02	---	23,668.98
TRANSIT FUNDS COUNTED	04.260	0786	250,000.00	250,000.00	---	---
MO AMTRAK STATIONS	04.310	1046	25,000.00	25,000.00	---	---
MULTIMODAL OPS ADMIN E&E	04.245	2270	10,395.00	6,995.88	---	3,399.12
STATE MATCH FOR AMTRAK	04.305	4267	1,100,000.00	1,100,000.00	---	---
PORT AUTH FINANCIAL ASST	04.335	7489	450,000.00	450,000.00	---	---
ELDRLY&DISAB TRAN ASSTIST	04.270	7512	600,000.00	600,000.00	---	---
MULTIMODAL OPS ADMIN PS	04.245	9939	155,179.00	143,630.88	---	11,548.12
Light Rail Safety Fund (0838)						
LIGHT RAIL SAFETY E&E	04.300	6178	1.00	---	---	1.00
State Transportation Assistance Revolving Fund (0841)						
MULTIMODAL REVOLVING LOAN	04.255	4404	900,000.00	895,100.00	---	4,900.00
Aviation Trust Fund (0952)						
AIRPORT CI & MAINT	04.325	1045	11,000,000.00	7,057,985.39	---	3,942,014.61
MULTIMODAL OPS ADMIN PS	04.245	4660	468,546.00	446,734.55	---	21,811.45
MULTIMODAL OPS ADMIN E&E	04.245	4661	24,827.00	24,827.00	---	---
FRINGES MULTIMODAL PS	04.245	4662	211,609.00	208,444.11	---	3,164.89
SUPPORT TO MULTIMODAL DIV	04.250	4857	67,067.00	67,067.00	---	---
<u>DEPARTMENT OF LABOR AND INDUSTRIAL RELATIONS</u>						
Workers' Compensation Fund (0652)						
DOLIR STATE OWNED	13.075	2698	365,660.00	365,657.36	---	2.64
DOLIR LEASING	13.075	3236	330,757.00	254,332.60	---	76,424.40
Crime Victims' Compensation Fund (0681)						
DOLIR STATE OWNED	13.075	2699	10,538.00	10,537.60	---	0.40
Special Employment Security Fund (0949)						
UNPROGRAMMED	18.010	3804	200,000.00	---	200,000.00	---
STATEWIDE M&R	18.010	3816	200,000.00	---	200,000.00	---

Division of Labor Standards

Workers' Compensation Fund (0652)							
ADMINISTRATION/LS PS	07.820	3565	279,880.00	144,090.74	---	---	135,789.26
ADMINISTRATION/LS E&E	07.820	3566	21,000.00	19,136.39	---	---	1,863.61
Child Labor Enforcement Fund (0826)							
ADMINISTRATION/LS E&E	07.820	2665	185,000.00	87,741.68	---	---	97,258.32

Division of Workers' Compensation

Tort Victims Compensation Fund (0622)							
ADMIN WORK COMP E&E	07.835	5259	5,000.00	500.83	---	---	4,499.17
TORT VICTIMS COMP PAYMENT	07.865	6107	100,000.00	---	---	---	100,000.00
Workers' Compensation Fund (0652)							
ADMIN WORK COMP PS	07.835	0690	8,109,509.00	7,348,758.02	---	---	760,750.98
ADMIN WORK COMP E&E	07.835	0693	1,262,919.00	811,557.65	---	---	451,361.35
ADMIM WORK COMP REFUND	07.840	3573	50,000.00	---	---	---	50,000.00
Workers' Compensation - Second Injury Fund (0653)							
SECOND INJURY FUND CLAIMS	07.845	4636	72,506,625.00	68,123,231.14	---	---	4,383,393.86
SECOND INJURY REFUNDS	07.850	6106	250,000.00	176,312.85	---	---	73,687.15
Crime Victims' Compensation Fund (0681)							
CRIME VICTIMS ADMIN PS	07.855	1565	293,197.00	273,172.64	---	---	20,024.36
CRIME VICTIMS ADMIN E&E	07.855	2145	81,404.00	80,854.71	---	---	549.29
ADMIN WORK COMP PS	07.835	4635	21,600.00	---	---	---	21,600.00
CRIME VICTIMS COMP FUND	07.860	4638	6,987,329.00	4,525,370.49	---	---	2,461,958.51

Division of Employment Security

War on Terror Unemp Comp Fund (0736)							
WAR ON TERROR PS	07.890	3760	53,099.00	---	---	---	53,099.00
WAR ON TERROR E&E	07.890	3761	1,665.00	---	---	---	1,665.00
WAR ON TERROR	07.890	3762	1,300,000.00	---	---	---	1,300,000.00
Special Employment Security - Bond Proceeds Fund (0947)							
BUFF BOND PROCEEDS E&E	07.895	7344	1.00	---	---	---	1.00
Special Employment Security Fund (0949)							
M&R STATEWIDE SESF	17.045	0708	391,412.00	---	---	391,412.00	---
M&R EMPLOYMENT SECURITY	17.120	0721	775,041.00	118,091.90	---	656,949.10	---
SPECIAL EMP SECURITY E&E	07.885	2945	1,965,963.00	788,230.75	---	---	1,177,732.25
EMP SEC EXTERIOR REPRS	18.070	4056	300,884.00	---	---	300,884.00	---
EMP SEC FIRE ELECTR	18.070	4059	1,019,559.00	166,368.72	---	853,190.28	---
SPECIAL EMP SECURITY PS	07.885	5414	489,815.00	46,419.86	---	---	443,395.14
FEDERAL INTEREST PAYMENTS	07.885	6685	6,000,000.00	4,481,785.88	---	---	1,518,214.12

Labor and Industrial Relations Commission

Workers' Compensation Fund (0652)							
INDUSTRIAL COMMISSION PS	07.815	3096	370,756.00	362,716.25	---	---	8,039.75
INDUSTRIAL COMMISSION E&E	07.815	4526	63,337.00	19,933.52	---	---	43,403.48

**STATE OF MISSOURI
SUMMARY OF APPROPRIATION ACTIVITY
SPECIAL REVENUE FUNDS
FOR THE APPROPRIATION YEAR 2008**

	H.B. No.	Appr. No.	Appropriations	Expenditures and Transfers Out	Biennial Rollovers and Reappropriations to 2009	Lapse of Appropriations
<u>DEPARTMENT OF MENTAL HEALTH</u>						
Compulsive Gamblers Fund (0249)						
MENTAL HEALTH STATE OWNED	13.120	2592	1,467.00	1,467.00	---	---
Health Initiatives Fund (0275)						
MENTAL HEALTH STATE OWNED	13.120	2596	6,601.00	6,601.00	---	---
Mental Health Earnings Fund (0288)						
MENTAL HEALTH STATE OWNED	13.120	2597	3,567.00	3,289.23	---	277.77
Mental Health Trust Fund (0926)						
MENTAL HLT TRUST FUND PS	10.045	4136	803,362.00	175,694.96	---	627,667.04
MENTAL HLT TRUST FUND E&E	10.045	4137	1,283,486.00	778,708.31	---	504,777.69
<u>Division of Alcohol and Drug Abuse</u>						
Compulsive Gamblers Fund (0249)						
COMPULSIVE GAMBLING TRTMT	10.115	0313	441,373.00	324,104.10	---	117,268.90
COMPULSIVE GAMBLING PS	10.115	2451	38,773.00	38,772.86	---	0.14
COMPULSIVE GAMBLING E&E	10.115	2452	5,194.00	5,194.00	---	---
Health Initiatives Fund (0275)						
ADA ADMIN PS	10.100	1839	43,756.00	43,756.00	---	---
ADA TREATMENT-MEDICAID MT	10.110	2044	1,711,562.00	1,711,561.56	---	0.44
ADA TREATMENT SERVICES	10.110	4151	3,824,652.00	3,824,651.11	---	0.89
SATOP PS	10.120	7247	184,720.00	184,720.00	---	---
SATOP E&E	10.120	7248	51,204.00	37,563.94	---	13,640.06
Mental Health Earnings Fund (0288)						
SATOP	10.120	3901	3,870,639.00	3,870,488.94	---	150.06
ADA ADMIN PS	10.100	4140	100,060.00	99,154.48	---	905.52
ADA ADMIN E&E	10.100	4141	52,372.00	42,477.42	---	9,894.58
Healthy Families Trust Fund (0625)						
PREVENTION & EDU SVS E&E	10.105	3585	300,000.00	300,000.00	---	---
ADA TREATMENT-MEDICAID MT	10.110	3587	1,925,388.00	1,925,388.00	---	---
ADA TREATMENT SERVICES	10.110	3594	100,000.00	100,000.00	---	---
DMH Local Tax Matching Fund (0930)						
ADA TREATMENT-MEDICAID MT	10.110	3765	504,400.00	242,409.41	---	261,990.59

Division of Comprehensive Psychiatric**Services**

Health Care Technology Fund (0170)							
HEALTHCARE TECHNOLOGY E&E	10.025	3625	1,250,000.00	1,250,000.00		---	---
TECH ENHANCEMENT COM PROV	10.032	4274	742,900.00	742,900.00		---	---
Mental Health Earnings Fund (0288)							
ADULT COMMUNITY PROGRAM	10.210	3551	223,740.00	96,217.00		---	127,523.00
Mental Health Trust Fund (0926)							
NW MO PSY REHAB CTR PS	10.305	2768	434,522.00			---	434,522.00
LAW ENFCM COM TRAINING EE	10.210	3465	266,235.00			---	266,235.00
DMH Local Tax Matching Fund (0930)							
ADULT COM PRG-MEDICAID MT	10.210	3766	239,200.00	86,702.33		---	152,497.67
YOUTH COM PRG-MEDICAID MT	10.225	3767	370,300.00	369,294.85		---	1,005.15

Division of Mental Retardation - Developmental**Disabilities**

DMH Local Tax Matching Fund (0930)							
MRDD COM PRG-MEDICAID MT	10.410	3768	13,257,924.00	13,257,924.00		---	---

DEPARTMENT OF NATURAL RESOURCES

Missouri Air Emission Reduction Fund (0267)							
REFUND ACCOUNTS	06.385	1591	3,331.00	1,330.00		---	2,001.00
DNR STATE OWNED	13.060	2704	40,084.00	40,024.04		---	59.96
DNR LEASING	13.060	5730	16,978.00	16,263.49		---	714.51
Natural Resources Protection Fund (0555)							
DNR STATE OWNED	13.060	2711	21.00	20.76		---	0.24
DNR SPENDING AUTHORITY	18.065	3367	4,225,000.00		4,225,000.00		---
Natural Resources Protection - Water Pollution Permit Fee Subaccount Fund (0568)							
DNR STATE OWNED	13.060	2712	134,318.00	134,271.86		---	46.14
REFUND ACCOUNTS	06.385	2739	36,925.00	18,351.16		---	18,573.84
DNR LEASING	13.060	4308	170,002.00	165,826.97		---	4,175.03
Solid Waste Management - Scrap Tire Subaccount Fund (0569)							
DNR STATE OWNED	13.060	2714	912.00	900.10		---	11.90
REFUND ACCOUNTS	06.385	3536	957.00	956.66		---	0.34
DNR LEASING	13.060	4309	12,363.00	12,346.18		---	16.82
Solid Waste Management Fund (0570)							
DNR STATE OWNED	13.060	2717	15,064.00	15,055.50		---	8.50
REFUND ACCOUNTS	06.385	3537	1,165.00			---	1,165.00
DNR LEASING	13.060	4310	133,386.00	132,358.52		---	1,027.48
Metallic Minerals Waste Management Fund (0575)							
DNR STATE OWNED	13.060	2722	1,113.00	1,112.64		---	0.36
REFUND ACCOUNTS	06.385	3538	165.00			---	165.00

**STATE OF MISSOURI
SUMMARY OF APPROPRIATION ACTIVITY
SPECIAL REVENUE FUNDS
FOR THE APPROPRIATION YEAR 2008**

	H.B. No.	Appr. No.	Appropriations	Expenditures and Transfers Out	Biennial Rollovers and Reappropriations to 2009	Lapse of Appropriations
Natural Resources Protection - Air Pollution Asbestos Fee Subaccount Fund (0584)						
DNR STATE OWNED	13.060	2723	227.00	226.64	---	0.36
REFUND ACCOUNTS	06.385	2740	9,930.00	1,695.00	---	8,235.00
DNR LEASING	13.060	4312	8,012.00	7,353.74	---	658.26
Underground Storage Tank Regulation Program Fund (0586)						
DNR STATE OWNED	13.060	2725	65.00	64.04	---	0.96
REFUND ACCOUNTS	06.385	2742	4,965.00	---	---	4,965.00
Natural Resources Protection - Air Pollution Permit Fee Subaccount Fund (0594)						
DNR STATE OWNED	13.060	2726	76,153.00	76,152.48	---	0.52
REFUND ACCOUNTS	06.385	2743	67,287.00	48,439.57	---	18,847.43
DNR LEASING	13.060	4315	296,174.00	291,594.33	---	4,579.67
Water and Wastewater Loan Revolving Fund (0602)						
REFUND ACCOUNTS	06.385	3539	25,605.00	---	---	25,605.00
Parks Sales Tax Fund (0613)						
REFUND ACCOUNTS	06.385	3374	2,165.00	---	---	2,165.00
DNR LEASING	13.060	4316	321,438.00	314,846.26	---	6,591.74
Soil and Water Sales Tax Fund (0614)						
DNR STATE OWNED	13.060	2730	56,426.00	56,425.40	---	0.60
REFUND ACCOUNTS	06.385	3540	329.00	---	---	329.00
DNR LEASING	13.060	4317	70,011.00	65,445.48	---	4,565.52
Water and Wastewater Loan Fund (0649)						
REFUND ACCOUNTS	06.385	3541	165.00	---	---	165.00
Groundwater Protection Fund (0660)						
REFUND ACCOUNTS	06.385	2744	3,000.00	850.00	---	2,150.00
Energy Set-Aside Program Fund (0667)						
DNR STATE OWNED	13.060	2734	14,852.00	14,851.88	---	0.12
DNR LEASING	13.060	4319	509.00	393.28	---	115.72
REFUND ACCOUNTS	06.385	7491	2,039.00	---	---	2,039.00
State Land Survey Program Fund (0668)						
REFUND ACCOUNTS	06.385	3542	165.00	---	---	165.00
Hazardous Waste Fund (0676)						
REFUND ACCOUNTS	06.385	2746	34,430.00	23,221.28	---	11,208.72
DNR STATE OWNED	13.060	2751	16,239.00	16,238.68	---	0.32
DNR LEASING	13.060	4321	124,404.00	80,274.93	---	44,129.07

Safe Drinking Water Fund (0679)							
REFUND ACCOUNTS	06.385	2745	5,748.00	3,573.74	---	2,174.26	
DNR STATE OWNED	13.060	2756	84,133.00	84,132.30	---	0.70	
DNR LEASING	13.060	4322	91,089.00	90,943.98	---	145.02	
Coal Mine Land Reclamation Fund (0684)							
DNR STATE OWNED	13.060	2757	1,559.00	1,558.52	---	0.48	
REFUND ACCOUNTS	06.385	3544	165.00	---	---	165.00	
DNR LEASING	13.060	4323	172.00	171.36	---	0.64	
Oil and Gas Remedial Fund (0699)							
REFUND ACCOUNTS	06.385	7418	1,000.00	---	---	1,000.00	
Biodiesel Fuel Revolving Fund (0730)							
DNR STATE OWNED	13.060	2764	139.00	138.16	---	0.84	
REFUND ACCOUNTS	06.385	5261	165.00	---	---	165.00	
Stormwater Loan Revolving Fund (0754)							
REFUND ACCOUNTS	06.385	6865	200.00	---	---	200.00	
Rural Water and Sewer Loan Revolving Fund (0755)							
REFUND ACCOUNTS	06.385	6866	165.00	---	---	165.00	
Recruitment and Retention Scholarship Fund (0832)							
MINORITY SCHOLARSHIPS	06.400	3495	50,000.00	---	---	50,000.00	
Missouri Alternative Fuel Vehicle Loan Fund (0886)							
REFUND ACCOUNTS	06.385	3130	50.00	---	---	50.00	
Dry-Cleaning Environmental Response Trust Fund (0898)							
DNR STATE OWNED	13.060	2769	104.00	103.84	---	0.16	
REFUND ACCOUNTS	06.385	3129	5,000.00	902.53	---	4,097.47	
DNR LEASING	13.060	6804	14,900.00	14,867.25	---	32.75	
Mined Land Reclamation Fund (0906)							
REFUND ACCOUNTS	06.385	2748	9,930.00	1,160.00	---	8,770.00	
DNR STATE OWNED	13.060	2772	14,094.00	14,093.56	---	0.44	
DNR LEASING	13.060	4326	257.00	256.16	---	0.84	
Babler State Park Fund (0911)							
REFUND ACCOUNTS	06.385	3375	417.00	220.00	---	197.00	
<u>Department Operations</u>							
Solid Waste Management Fund (0570)							
DEPT OPERATIONS E&E	06.200	2155	1,002.00	---	---	1,002.00	
DEPT OPERATIONS PS	06.200	2274	79,935.00	13,400.93	---	66,534.07	
DT OP-CONTRACT AUDITS E&E	06.200	2295	126,625.00	64,017.50	---	62,607.50	
Natural Resources Protection - Air Pollution Permit Fee Subaccount Fund (0594)							
DEPT OPERATIONS PS	06.200	2278	3,535.00	65.02	---	3,469.98	
DEPT OPERATIONS E&E	06.200	2292	215.00	---	---	215.00	

**STATE OF MISSOURI
SUMMARY OF APPROPRIATION ACTIVITY
SPECIAL REVENUE FUNDS
FOR THE APPROPRIATION YEAR 2008**

	H.B. No.	Appr. No.	Appropriations	Expenditures and Transfers Out	Biennial Rollovers and Reappropriations to 2009	Lapse of Appropriations
Soil and Water Sales Tax Fund (0614)						
DT OP-CONTRACT AUDITS E&E	06.200	2299	160,000.00	47,980.00	---	112,020.00
Water and Wastewater Loan Fund (0649)						
DEPT OPERATIONS E&E	06.200	1816	27,000.00	12,500.00	---	14,500.00
Hazardous Waste Fund (0676)						
DEPT OPERATIONS PS	06.200	2291	7,799.00	31.84	---	7,767.16
<u>Soil and Water Conservation Program</u>						
Soil and Water Sales Tax Fund (0614)						
SPECIAL AREA LAND TREATMT	06.220	1420	6,896,200.00	5,489,532.48	---	1,406,667.52
SOIL & WATER RES GRANT	06.220	1423	175,000.00	120,819.93	---	54,180.07
COST SHARE GRANT	06.220	1425	20,250,000.00	17,222,904.61	---	3,027,095.39
LOAN INTEREST SHARE PRGM	06.220	1427	300,000.00	116,246.64	---	183,753.36
SOIL & WATER CONSERV PS	06.215	5338	2,078,943.00	1,878,697.84	---	200,245.16
SOIL & WATER CONSERV E&E	06.215	5339	1,537,740.00	1,154,805.45	---	382,934.55
GRANTS TO SOIL DISTRICTS	06.220	7607	8,944,409.00	8,167,325.96	---	777,083.04
<u>Energy Center</u>						
Utilicare Stabilization Fund (0134)						
ENERGY EFFICIENT SERVICES	06.210	4218	644,079.00	644,079.00	---	---
Energy Set-Aside Program Fund (0667)						
ENERGY EFFICIENT SERVICES	06.210	2469	11,147,626.00	4,729,465.10	---	6,418,160.90
ENERGY CNTR OPERATING PS	06.205	2702	380,188.00	370,872.78	---	9,315.22
ENERGY CNTR OPERATING E&E	06.205	2703	111,548.00	40,201.07	---	71,346.93
Biodiesel Fuel Revolving Fund (0730)						
ENERGY CNTR OPERATING PS	06.205	1896	3,350.00	2,457.38	---	892.62
ENERGY EFFICIENT SERVICES	06.210	5459	25,000.00	---	---	25,000.00
Missouri Alternative Fuel Vehicle Loan Fund (0886)						
ENERGY EFFICIENT SERVICES	06.210	1965	2,000.00	---	---	2,000.00

Division of Environmental Quality

Missouri Air Emission Reduction Fund (0267)							
ENHANCED INSPTC/MAINT PS	06.285	1938	628,506.00	627,794.97	---	711.03	
ENHANCED INSPTC/MAINT E&E	06.285	1939	713,658.00	385,552.15	---	328,105.85	
Natural Resources Protection Fund (0555)							
ENVIRONMENTAL DAMAGES	06.275	2415	775,912.00	315,120.97	---	460,791.03	
HAZARDOUS WASTE PS	06.215	5377	55,445.00	52,542.49	---	2,902.51	
HAZARDOUS WASTE E&E	06.215	5383	6,360.00	6,350.01	---	9.99	
AIR POLLUTION CNTRL E&E	06.215	5494	20.00	---	---	20.00	
WATER PROTECTION PRG E&E	06.215	7178	134,346.00	100,636.63	---	33,709.37	
Natural Resources Protection - Water Pollution Permit Fee Subaccount Fund (0568)							
WATER QUALITY STUDY GRANT	06.235	1359	50,000.00	---	---	50,000.00	
ENVIRONMENTAL DAMAGES	06.275	4301	494,442.00	116,546.86	---	377,895.14	
WATER PROTECTION PRG PS	06.215	7174	1,710,843.00	1,688,090.83	---	22,752.17	
WATER PROTECTION PRG E&E	06.215	7179	1,065,124.00	414,236.70	---	650,887.30	
Solid Waste Management - Scrap Tire Subaccount Fund (0569)							
SOLID WASTE MANAGEMENT	06.260	1419	1,636,999.00	1,093,747.58	---	543,251.42	
SOLID WASTE MGMT PS	06.215	5389	170,437.00	161,398.16	---	9,038.84	
SOLID WASTE MGMT E&E	06.215	5392	60,649.00	15,134.80	---	45,514.20	
Solid Waste Management Fund (0570)							
SOLID WASTE MANAGEMENT	06.260	1418	18,316,530.00	9,013,128.66	---	9,303,401.34	
SOLID WASTE MGMT PS	06.215	5390	1,424,244.00	1,348,796.97	---	75,447.03	
SOLID WASTE MGMT E&E	06.215	5393	423,834.00	266,131.62	---	157,702.38	
HAZARDOUS WASTE PS	06.215	5529	10,676.00	10,674.10	---	1.90	
Metallic Minerals Waste Management Fund (0575)							
LAND RECLAMATION PS	06.215	5398	38,863.00	19,999.93	---	18,863.07	
LAND RECLAMATION E&E	06.215	5403	9,391.00	9,385.77	---	5.23	
HAZARDOUS WASTE PS	06.215	5527	213.00	---	---	213.00	
Natural Resources Protection - Air Pollution Asbestos Fee Subaccount Fund (0584)							
AIR POLLUTION CNTRL PS	06.215	5368	149,625.00	142,539.52	---	7,085.48	
AIR POLLUTION CNTRL E&E	06.215	5373	46,355.00	8,898.04	---	37,456.96	
AIR POLL CONTROL GRANTS	06.245	9766	75,000.00	21,100.00	---	53,900.00	
Underground Storage Tank Regulation Program Fund (0586)							
HAZARDOUS WASTE PS	06.215	5379	83,516.00	60,732.47	---	22,783.53	
HAZARDOUS WASTE E&E	06.215	5385	10,056.00	3,604.01	---	6,451.99	
Natural Resources Protection - Air Pollution Permit Fee Subaccount Fund (0594)							
AIR POLL CONTROL GRANTS	06.245	1364	2,027,000.00	1,477,918.89	---	549,081.11	
AIR POLLUTION CNTRL PS	06.215	5369	3,327,540.00	2,919,082.79	---	408,457.21	
AIR POLLUTION CNTRL E&E	06.215	5374	957,803.00	454,041.41	---	503,761.59	
HAZARDOUS WASTE PS	06.215	5471	1,907.00	---	---	1,907.00	
HAZARDOUS WASTE E&E	06.215	5472	800.00	---	---	800.00	

**STATE OF MISSOURI
SUMMARY OF APPROPRIATION ACTIVITY
SPECIAL REVENUE FUNDS
FOR THE APPROPRIATION YEAR 2008**

	H.B. No.	Appr. No.	Appropriations	Expenditures and Transfers Out	Biennial Rollovers and Reappropriations to 2009	Lapse of Appropriations
Water and Wastewater Loan Revolving Fund (0602)						
WATER & WASTEWATER LOAN	06.230	1446	30,202,680.00	24,962,410.23	---	5,240,269.77
DRINKING WATER LOAN	06.230	5470	4,000,000.00	---	---	4,000,000.00
Water and Wastewater Loan Fund (0649)						
DRINKING WATER LOAN	06.230	1442	12,044,776.00	8,053,469.77	---	3,991,306.23
WATER & WASTEWATER LOAN	06.230	1450	43,379,858.00	42,341,071.95	---	1,038,786.05
WATER PROTECTION PRG E&E	06.215	7180	1.00	---	---	1.00
Groundwater Protection Fund (0660)						
WATER PROTECTION PRG PS	06.215	2157	465,724.00	422,039.20	---	43,684.80
WATER PROTECTION PRG E&E	06.215	2158	103,664.00	88,993.78	---	14,670.22
Hazardous Waste Fund (0676)						
SUPERFUND CLEANUP	06.255	1172	733,463.00	642,802.07	---	90,660.93
HAZARDOUS WASTE PS	06.215	5380	1,371,426.00	1,227,174.97	---	144,251.03
HAZARDOUS WASTE E&E	06.215	5386	206,453.00	156,715.93	---	49,737.07
Safe Drinking Water Fund (0679)						
DRINKING WATER ANALYSIS	06.235	3382	600,000.00	326,951.22	---	273,048.78
WATER PROTECTION PRG PS	06.215	7175	610,500.00	560,895.73	---	49,604.27
WATER PROTECTION PRG E&E	06.215	7181	240,246.00	86,372.22	---	153,873.78
Coal Mine Land Reclamation Fund (0684)						
LAND RECLAMATION PS	06.215	5399	61,802.00	40,425.86	---	21,376.14
LAND RECLAMATION E&E	06.215	5404	18,101.00	2,170.39	---	15,930.61
COAL MINED LAND FUND PROJ	06.270	7454	850,000.00	21,460.60	---	828,539.40
Stormwater Loan Revolving Fund (0754)						
STORMWATER CONTROL LOANS	06.230	6848	1,014,141.00	549,800.00	---	464,341.00
Rural Water and Sewer Loan Revolving Fund (0755)						
RURAL WATER&SEWER LOANS	06.230	6849	190,175.00	73,662.58	---	116,512.42
Concentrated Animal Feeding Operation Indemnity Fund (0834)						
CAFO CLOSURES	06.240	3480	100,000.00	---	---	100,000.00
Dry-Cleaning Environmental Response Trust Fund (0898)						
HAZARDOUS WASTE PS	06.215	5467	171,577.00	163,856.54	---	7,720.46
HAZARDOUS WASTE E&E	06.215	5468	17,262.00	11,174.64	---	6,087.36
DRYCLEANERS CLEANUP	06.255	5469	200,000.00	200,000.00	---	---

Mined Land Reclamation Fund (0906)							
LAND RECLAMATION PS	06.215	5400	384,071.00	375,407.41	---	8,663.59	
LAND RECLAMATION E&E	06.215	5405	99,450.00	88,790.07	---	10,659.93	
HAZARDOUS WASTE PS	06.215	5528	4,911.00	---	---	4,911.00	
LAND RECLMT BOND FORFEIT	06.270	7453	1,400,000.00	44,790.79	---	1,355,209.21	

Division of Geology and Land Survey

Natural Resources Protection - Water Pollution

Permit Fee Subaccount Fund (0568)

DGLS OPERATIONS PS	06.215	2161	13,063.00	4,348.57	---	8,714.43
DGLS OPERATIONS E&E	06.215	2162	6,924.00	5,591.43	---	1,332.57

Solid Waste Management Fund (0570)

DGLS OPERATIONS PS	06.215	2163	111,004.00	106,458.84	---	4,545.16
DGLS OPERATIONS E&E	06.215	2164	18,500.00	17,400.54	---	1,099.46

State Land Survey Program Fund (0668)

DGLS OPERATION PS	06.215	1961	905,941.00	841,078.21	---	64,862.79
DGLS OPERATION E&E	06.215	2414	159,666.00	125,089.44	---	34,576.56
LAND SURVEY RESTOR PROJ	06.305	2759	200,000.00	147,580.18	---	52,419.82

Hazardous Waste Fund (0676)

DGLS OPERATIONS PS	06.215	2165	141,689.00	114,852.79	---	26,836.21
DGLS OPERATIONS E&E	06.215	2171	32,009.00	29,597.03	---	2,411.97

Oil and Gas Remedial Fund (0699)

OIL & GAS REMEDIAL FUND	06.300	7767	23,000.00	---	---	23,000.00
-------------------------	--------	------	-----------	-----	-----	-----------

Geologic Resources Fund (0801)

DGLS OPERATIONS PS	14.080	2861	23,606.00	6,334.50	---	17,271.50
DGLS OPERATIONS E&E	14.080	2889	12,362.00	4,607.37	---	7,754.63

Dry-Cleaning Environmental Response

Trust Fund (0898)

DGLS OPERATIONS PS	06.215	2206	24,020.00	131.36	---	23,888.64
DGLS OPERATIONS E&E	06.215	2208	3,735.00	---	---	3,735.00

Division of State Parks

Parks Sales Tax Fund (0613)

STATE PARKS OPERATION E&E	06.310	0664	7,603,857.00	7,138,527.06	---	465,329.94
M&R DNR STATEWIDE PSTF	17.090	0716	4,129,978.00	548,206.13	3,581,771.87	---
STATE PARKS CI	17.095	0729	809,017.00	44,698.01	764,318.99	---
LEVY DISTRICT PAYMENTS	06.310	1942	7,219.00	7,217.57	---	1.43
STATE PARKS OPERATION PS	06.310	2082	20,346,558.00	19,761,936.30	---	584,621.70
PAYMENT IN LIEU OF TAXES	06.320	2470	25,875.00	3,206.31	---	22,668.69
DNR STATEWIDE MR	18.060	4048	1,450,000.00	47,546.79	1,402,453.21	---
DNR WATER WASTE IMPROVE	18.060	4049	1,500,000.00	41,235.52	1,458,764.48	---
DNR UNPROGRAMMED	18.060	4050	2,800,000.00	537,924.81	2,262,075.19	---
VARIOUS LEWIS&CLARK PROJ	17.085	6406	102,564.00	---	102,564.00	---
BENNETT CAMP RENOVATE	17.075	6492	17,520.00	17,487.26	32.74	---
STATEWIDE RENOVATIONS	17.080	6504	227,958.00	11,468.84	216,489.16	---
BRUCE R WATKINS CENTER	06.315	9727	100,000.00	100,000.00	---	---

**STATE OF MISSOURI
SUMMARY OF APPROPRIATION ACTIVITY
SPECIAL REVENUE FUNDS
FOR THE APPROPRIATION YEAR 2008**

	H.B. No.	Appr. No.	Appropriations	Expenditures and Transfers Out	Biennial Rollovers and Reappropriations to 2009	Lapse of Appropriations
Meramec-Onondaga State Parks Fund (0698)						
STATE PARKS OPERATION E&E	06.310	2085	5,600.00	4,255.98	---	1,344.02
Economic Development Advancement Fund (0783)						
HISTORIC PRESERVATION PS	06.350	2834	93,914.00	87,746.70	---	6,167.30
HISTORIC PRESERVATION E&E	06.350	2837	14,437.00	14,385.16	---	51.84
Babler State Park Fund (0911)						
STATE PARKS OPERATION PS	06.310	2086	57,189.00	49,317.78	---	7,871.22
STATE PARKS OPERATION E&E	06.310	2087	106,579.00	65,580.20	---	40,998.80
Field Services Division						
Natural Resources Protection Fund (0555)						
FIELD SERVICES PS	06.215	4367	12,773.00	10,568.45	---	2,204.55
FIELD SERVICES E&E	06.215	4373	8,581.00	7,186.85	---	1,394.15
Natural Resources Protection - Water Pollution Permit Fee Subaccount Fund (0568)						
FIELD SERVICES PS	06.215	1827	2,487,100.00	2,161,106.31	---	325,993.69
FIELD SERVICES E&E	06.215	1828	265,635.00	243,746.03	---	21,888.97
Solid Waste Management - Scrap Tire Subaccount Fund (0569)						
FIELD SERVICES PS	06.215	1830	162,026.00	140,373.70	---	21,652.30
FIELD SERVICES E&E	06.215	1831	66,747.00	21,520.00	---	45,227.00
Solid Waste Management Fund (0570)						
FIELD SERVICES PS	06.215	1832	505,483.00	490,951.03	---	14,531.97
FIELD SERVICES E&E	06.215	1833	146,317.00	74,648.37	---	71,668.63
Natural Resources Protection - Air Pollution Asbestos Fee Subaccount Fund (0584)						
FIELD SERVICES PS	06.215	1834	51,205.00	37,403.42	---	13,801.58
Natural Resources Protection - Air Pollution Permit Fee Subaccount Fund (0594)						
FIELD SERVICES PS	06.215	1841	1,483,176.00	1,471,405.68	---	11,770.32
FIELD SERVICES E&E	06.215	1842	361,467.00	289,313.26	---	72,153.74
Soil and Water Sales Tax Fund (0614)						
FIELD SERVICES E&E	06.215	1852	65,423.00	59,059.18	---	6,363.82
Water and Wastewater Loan Fund (0649)						
FIELD SERVICES E&E	06.215	1854	1.00	---	---	1.00

Hazardous Waste Fund (0676)							
FIELD SERVICES PS	06.215	1855	97,954.00	95,795.55	---	2,158.45	
FIELD SERVICES E&E	06.215	1857	30,100.00	29,689.00	---	411.00	
HAZARD MAT ANALYSIS	06.225	3080	60,210.00	---	---	60,210.00	
ENVIRONMENT EMERG RESPON	06.225	3082	30,000.00	26,183.07	---	3,816.93	
EMERGENCY RESPONSE LOAN	06.225	3083	150,000.00	---	---	150,000.00	
Safe Drinking Water Fund (0679)							
FIELD SERVICES PS	06.215	2219	1,113,945.00	1,106,260.52	---	7,684.48	
FIELD SERVICES E&E	06.215	2220	869,176.00	869,102.37	---	73.63	

DEPARTMENT OF PUBLIC SAFETY

State Highways and Transportation
Department Fund (0644)

RADIO INTEROPERABLE PHS	17.125	3764	850,000.00	286,489.00	563,511.00	---
STATEWIDE M&R	18.010	3815	500,000.00	---	500,000.00	---

Office of the Director

Missouri Crime Prevention Information and
Programming Fund (0253)

DIRECTOR ADMIN E&E	08.005	2328	50,000.00	3,109.00	---	46,891.00
--------------------	--------	------	-----------	----------	-----	-----------

Peace Officer Standards and Training
Commission Fund (0281)

POST TRAINING	08.070	1645	1,400,000.00	1,378,065.92	---	21,934.08
---------------	--------	------	--------------	--------------	-----	-----------

State Forensic Laboratory Fund (0591)

STATE FORENSIC LABS	08.060	8770	375,000.00	296,485.79	---	78,514.21
---------------------	--------	------	------------	------------	-----	-----------

Services to Victims Fund (0592)

DIRECTOR ADMIN PS	08.005	0782	23,154.00	23,093.09	---	60.91
DIRECTOR ADMIN E&E	08.005	0783	4,250.00	3,712.93	---	537.07
STATE SERVICES TO VICTIMS	08.035	8866	5,450,000.00	4,820,242.22	---	629,757.78

Crime Victims' Compensation Fund (0681)

DIRECTOR ADMIN E&E	08.005	5220	1,373,190.00	1,105,834.83	---	267,355.17
STATE SERVICES TO VICTIMS	08.035	5668	50,000.00	39,202.58	---	10,797.42
DIRECTOR ADMIN PS	08.005	8769	156,240.00	136,116.36	---	20,123.64

Antiterrorism Fund (0759)

DIRECTOR ADMIN E&E	08.005	7530	5,000.00	---	---	5,000.00
--------------------	--------	------	----------	-----	-----	----------

MoSMART Fund (0761)

MOSMART	22.010	2995	1,872,261.00	1,872,261.00	---	---
---------	--------	------	--------------	--------------	-----	-----

Division of Fire Safety

Elevator Safety Fund (0257)

F S ADMIN PS	08.165	5629	304,151.00	259,654.79	---	44,496.21
F S ADMIN E&E	08.165	5630	86,146.00	86,126.93	---	19.07

Chemical Emergency Preparedness
Fund (0587)

FIREFIGHTER TRAINING	08.170	1382	100,000.00	86,839.00	---	13,161.00
----------------------	--------	------	------------	-----------	-----	-----------

**STATE OF MISSOURI
SUMMARY OF APPROPRIATION ACTIVITY
SPECIAL REVENUE FUNDS
FOR THE APPROPRIATION YEAR 2008**

	H.B. No.	Appr. No.	Appropriations	Expenditures and Transfers Out	Biennial Rollovers and Reappropriations to 2009	Lapse of Appropriations
Boiler and Pressure Vessels Safety Fund (0744)						
F S ADMIN PS	08.165	6103	255,585.00	248,278.99	---	7,306.01
F S ADMIN E&E	08.165	6104	69,400.00	67,860.05	---	1,539.95
MO Explosives Safety Act Admin Fund (0804)						
F S ADMIN PS	14.140	2836	25,482.00	3,083.51	---	22,398.49
F S ADMIN E&E	14.140	2857	52,810.00	24,471.21	---	28,338.79
Fire Education Fund (0821)						
FIREFIGHTER TRAINING	08.170	0682	160,675.00	154,232.97	---	6,442.03
<u>State Highway Patrol</u>						
Gaming Commission Fund (0286)						
SHP TECHNICAL SERVICE PS	08.130	0636	19,905.00	17,147.08	---	2,757.92
SHP ENFORCEMENT E&E	08.095	1647	100,663.00	100,638.98	---	24.02
GASOLINE PURCHASE	08.100	1648	384,040.00	384,040.00	---	---
FRINGE BENEFITS PS	08.090	3276	110,564.00	82,441.53	---	28,122.47
FRINGE BENEFITS E&E	08.090	3277	12,693.00	---	---	12,693.00
SHP ENFORCEMENT PS	08.095	3278	31,750.00	31,586.25	---	163.75
SHP ADMIN E&E	08.085	4369	4,865.00	2,648.40	---	2,216.60
VEHICLE REPLACEMENT	08.105	4371	474,571.00	---	---	474,571.00
SHP ACADEMY PS	08.115	5917	158,572.00	129,110.61	---	29,461.39
SHP ACADEMY E&E	08.115	5918	82,298.00	81,018.76	---	1,279.24
Highway Patrol Inspection Fund (0297)						
VEH & DRIVER SAFETY	08.120	1379	90,000.00	90,000.00	---	---
State Forensic Laboratory Fund (0591)						
CRIME LABS E&E	08.110	8771	229,947.00	229,947.00	---	---
State Highways and Transportation Department Fund (0644)						
SHP TECHNICAL SERVICE PS	08.130	0630	12,089,897.00	10,705,273.10	---	1,384,623.90
M&R STATEWIDE SHTDF	17.045	0707	348,570.00	320,670.22	27,899.78	---
M&R HP	17.130	0723	929,462.00	674,534.34	254,927.66	---
HP GENERAL HQ ANNEX	17.135	0752	79,396.00	72,474.51	6,921.49	---
HP CDLS	17.145	0754	3,422,352.00	2,771,104.15	651,247.85	---
HP PUR. DRIV. STORAG	17.140	0756	951,214.00	440,911.56	510,302.44	---
SHP ADMIN PS	08.085	1130	5,412,656.00	5,218,641.22	---	194,014.78
SHP ADMIN E&E	08.085	1133	436,415.00	435,717.94	---	697.06
SHP ENFORCEMENT PS	08.095	1136	57,877,431.00	56,629,665.03	---	1,247,765.97
SHP ACADEMY PS	08.115	1143	1,367,051.00	1,308,950.68	---	58,100.32
SHP ACADEMY E&E	08.115	1148	136,872.00	136,687.12	---	184.88

VEH & DRIVER SAFETY PS	08.120	1150	9,607,329.00	9,257,185.69	---	350,143.31
VEH & DRIVER SAFETY E&E	08.120	1154	977,432.00	977,429.46	---	2.54
SHP ENFORCEMENT E&E	08.095	1430	6,032,738.00	5,906,494.86	---	126,243.14
SHP TECHNICAL SERVICE E&E	08.130	2285	9,370,681.00	9,370,039.75	---	641.25
DPS HP STATE OWNED	13.090	2788	123,951.00	123,898.06	---	52.94
SHP-TROOP C TOWER LEASING	14.235	3167	19,901.00	---	---	19,901.00
STATE HIGHWAY PATROL	13.090	3194	839,773.00	813,629.97	---	26,143.03
TROOP C HEADQUARTERS	17.150	3219	5,392,126.00	4,864,849.60	527,276.40	---
REFUND UNUSED STICKERS	08.125	3284	40,000.00	29,174.50	---	10,825.50
MSHPGQ REPLACE ROOF	18.080	4066	146,091.00	43,903.86	102,187.14	---
MSHPGQ UPGRADE ELECTR	18.080	4067	686,700.00	103.25	686,596.75	---
MSHPGQ EXTERIOR RENO	18.080	4068	540,327.00	---	540,327.00	---
MSHPGQ REPLACE WASTE LINE	18.080	4070	182,625.00	508.72	182,116.28	---
HP TROOP A REPAIR PAVING	18.080	4072	185,700.00	17,158.59	168,541.41	---
HP TROOP B REPLACE BOILER	18.080	4074	160,072.00	49,447.91	110,624.09	---
HP TROOP B UPGRADE ELECTR	18.080	4075	386,687.00	7,391.70	379,295.30	---
HP TROOP D UPGRADE ELECTR	18.080	4076	253,793.00	38,610.00	215,183.00	---
HP TROOP E UPGRADE ELECTR	18.080	4077	322,059.00	18,670.96	303,388.04	---
HP TROOP F HQ ELECTR	18.080	4081	423,805.00	173.70	423,631.30	---
HP TROOP F GARAGE ELECTR	18.080	4082	419,496.00	99.54	419,396.46	---
HP TROOP F OVERHEAD DOORS	18.080	4083	147,213.00	22,988.00	124,225.00	---
HP TROOP G OVERLAY PAVING	18.080	4084	149,327.00	---	149,327.00	---
HP TROOP H EXHAUST FANS	18.080	4085	87,225.00	20,002.90	67,222.10	---
HP TROOP H REPLACE ROOF	18.080	4087	486,972.00	10.75	486,961.25	---
FRINGE BENEFITS PS	08.090	4346	45,313,207.00	44,287,003.92	---	1,026,203.08
FRINGE BENEFITS E&E	08.090	4349	5,531,281.00	5,396,663.19	---	134,617.81
VEHICLE REPLACEMENT	08.105	4370	5,089,546.00	4,936,316.00	---	153,230.00
GASOLINE PURCHASE	08.100	4472	2,996,930.00	2,996,930.00	---	---
CRIME LABS PS	08.110	5296	3,490,133.00	2,880,906.84	---	609,226.16
CRIME LABS E&E	08.110	5297	676,636.00	676,632.64	---	3.36
Criminal Record System Fund (0671)						
SHP TECHNICAL SERVICE PS	08.130	0635	578,637.00	559,744.80	---	18,892.20
SHP ENFORCEMENT E&E	08.095	1431	2,735,657.00	808,780.50	---	1,926,876.50
SHP ADMIN PS	08.085	2121	40,110.00	27,259.26	---	12,850.74
SHP TECHNICAL SERVICE E&E	08.130	2286	1,448,866.00	693,371.47	---	755,494.53
FBI BACKGROUND CHARGES	08.095	6952	2,400,000.00	1,929,926.75	---	470,073.25
FRINGE BENEFITS PS	08.090	8867	1,954,941.00	1,770,579.35	---	184,361.65
FRINGE BENEFITS E&E	08.090	8868	233,586.00	119,285.04	---	114,300.96
SHP ENFORCEMENT PS	08.095	8870	3,124,935.00	2,966,261.08	---	158,673.92
CRIME LABS PS	08.110	8872	98,112.00	79,986.41	---	18,125.59
CRIME LABS E&E	08.110	8873	3,600.00	3,600.00	---	---
Highway Patrol Academy Fund (0674)						
SHP ACADEMY E&E	08.115	3441	624,914.00	296,385.27	---	328,528.73
SHP ACADEMY PS	08.115	6328	93,258.00	73,964.04	---	19,293.96
FRINGE BENEFITS PS	08.090	6329	59,160.00	40,396.70	---	18,763.30
FRINGE BENEFITS E&E	08.090	6330	5,545.00	4,996.07	---	548.93

**STATE OF MISSOURI
SUMMARY OF APPROPRIATION ACTIVITY
SPECIAL REVENUE FUNDS
FOR THE APPROPRIATION YEAR 2008**

	H.B. No.	Appr. No.	Appropriations	Expenditures and Transfers Out	Biennial Rollovers and Reappropriations to 2009	Lapse of Appropriations
Highway Patrol's Motor Vehicle and Aircraft Revolving Fund (0695)						
SHP ENFORCEMENT E&E	08.095	1967	260,000.00	95,692.43	---	164,307.57
FRINGE BENEFITS PS	08.090	2900	3,749.00	---	---	3,749.00
FRINGE BENEFITS E&E	08.090	2901	510.00	302.94	---	207.06
SHP ENFORCEMENT PS	08.095	2903	7,434.00	---	---	7,434.00
VEHICLE REPLACEMENT	08.105	6461	7,578,840.00	5,400,930.00	---	2,177,910.00
Highway Patrol Traffic Records Fund (0758)						
SHP TECHNICAL SERVICE PS	08.130	3682	40,505.00	33,890.06	---	6,614.94
SHP ENFORCEMENT PS	08.095	6891	31,879.00	29,587.49	---	2,291.51
SHP ENFORCEMENT EE	08.095	6892	128,500.00	56,998.38	---	71,501.62
FRINGE BENEFITS PS	08.090	7284	31,934.00	29,785.86	---	2,148.14
FRINGE BENEFITS E&E	08.090	7285	4,299.00	908.84	---	3,390.16
DNA Profiling Analysis Fund (0772)						
CRIME LABS PS	08.110	7280	58,781.00	56,385.61	---	2,395.39
CRIME LABS E&E	08.110	7281	1,478,305.00	1,307,101.68	---	171,203.32
FRINGE BENEFITS PS	08.090	7282	39,644.00	25,845.74	---	13,798.26
FRINGE BENEFITS E&E	08.090	7283	6,026.00	2,068.18	---	3,957.82
Highway Patrol Expense Fund (0793)						
HP PERSONAL EQUIPMENT E&E	08.135	7045	65,000.00	5,888.03	---	59,111.97
Criminal Justice Network and Technology Revolving Fund (0842)						
SHP TECHNICAL SERVICE E&E	08.130	4113	1,500,000.00	1,493,827.60	---	6,172.40
<u>Division of Liquor Control</u>						
Healthy Families Trust Fund (0625)						
ALCOHOL & TOBACCO CNTR PS	08.155	3650	104,660.00	100,329.45	---	4,330.55
ALCOHOL & TOBACCO CNTR EE	08.155	3651	36,960.00	36,959.98	---	0.02
<u>Missouri State Water Patrol</u>						
Missouri State Water Patrol Fund (0400)						
STATE WATER PATROL PS	08.145	3595	1,616,742.00	1,062,754.69	---	553,987.31
<u>Adjutant General</u>						
Missouri National Guard Training Site Fund (0269)						
TRAINING SITE REVOLVING	08.280	3154	339,000.00	310,394.87	---	28,605.13
CONTRACT SERVICES PS	08.285	6942	18,478.00	18,043.49	---	434.51

Missouri National Guard Trust Fund (0900)							
NATIONAL GUARD TRUST FUND	08.255	1863	2,764,400.00	2,764,400.00	---	---	
DPS-ADJ GEN INSTIT	13.100	3668	446,828.00	336,074.00	---	---	110,754.00
NATIONAL GUARD TRUST PS	08.255	7278	1,173,014.00	1,011,421.11	---	---	161,592.89
NATIONAL GUARD TRUST E&E	08.255	7279	1,469,325.00	816,031.30	---	---	653,293.70
CONTRACT SERVICES E&E	08.285	7524	231,249.00	231,249.00	---	---	---

State Emergency Management Agency

Chemical Emergency Preparedness
Fund (0587)

A G SEMA PS	08.295	3882	151,252.00	128,074.77	---	---	23,177.23
A G SEMA E&E	08.295	3883	86,892.00	54,184.26	---	---	32,707.74
MERC DISTRIBUTIONS	08.300	3884	650,000.00	491,018.09	---	---	158,981.91

Missouri Veterans' Commission

Veterans Trust Fund (0579)

ADMIN & SERVICE E&E	08.175	0981	24,800.00	8,144.59	---	---	16,655.41
VETERANS HOMES E&E	08.185	2345	52,500.00	47,258.42	---	---	5,241.58
VETERAN'S VIDEOTAPING E&E	08.175	7064	1.00	---	---	---	1.00

Missouri Gaming Commission

Compulsive Gamblers Fund (0249)

GAMING E&E	08.200	3087	60,000.00	9,808.27	---	---	50,191.73
GAMING PS	08.200	3776	79,519.00	72,688.00	---	---	6,831.00

Gaming Commission Fund (0286)

GAMING COMM FRINGES PS	08.205	1542	4,809,328.00	3,761,110.88	---	---	1,048,217.12
GAMING COMM FRINGES E&E	08.205	1543	267,317.00	264,424.01	---	---	2,892.99
GAMING COMM REFUNDS	08.210	1651	15,000.00	15,000.00	---	---	---
GAMING & BINGO PS	08.200	2990	12,741,214.00	11,458,871.16	---	---	1,282,342.84
GAMING & BINGO E&E	08.200	2991	1,940,115.00	1,925,140.25	---	---	14,974.75
GAMING COMMISSION	13.105	3198	581,530.00	475,459.74	---	---	106,070.26
NCLGS DUES	08.200	7010	3,000.00	---	---	---	3,000.00

Bingo Proceeds for Education Fund (0289)

BINGO REFUNDS	08.215	2994	5,000.00	---	---	---	5,000.00
---------------	--------	------	----------	-----	-----	-----	----------

Missouri Breeders Fund (0605)

HORSE RACING BREEDERS	08.220	3295	5,000.00	---	---	---	5,000.00
-----------------------	--------	------	----------	-----	-----	-----	----------

DEPARTMENT OF REVENUE

Legal Services

Motor Vehicle Commission Fund (0588)

LEGAL SERV PS	04.005	1745	442,700.00	442,682.92	---	---	17.08
LEGAL SERV E&E	04.005	1746	36,077.00	3,016.72	---	---	33,060.28

State Highways and Transportation

Department Fund (0644)

HWY COLL ATTORNEY FEES	04.005	0889	15,000.00	---	---	---	15,000.00
HWY COLL LEGAL SERV PS	04.005	1777	1,123,130.00	1,090,054.12	---	---	33,075.88
HWY COLL LEGAL SERV E&E	04.005	1778	130,023.00	125,783.33	---	---	4,239.67

**STATE OF MISSOURI
SUMMARY OF APPROPRIATION ACTIVITY
SPECIAL REVENUE FUNDS
FOR THE APPROPRIATION YEAR 2008**

	H.B. No.	Appr. No.	Appropriations	Expenditures and Transfers Out	Biennial Rollovers and Reappropriations to 2009	Lapse of Appropriations
<u>Fiscal Services</u>						
Health Initiatives Fund (0275)						
POSTAGE	04.010	1636	5,190.00	5,190.00	---	---
Motor Vehicle Commission Fund (0588)						
POSTAGE	04.010	6869	42,527.00	42,527.00	---	---
Conservation Commission Fund (0609)						
POSTAGE	04.010	6240	1,297.00	1,297.00	---	---
State Highways and Transportation Department Fund (0644)						
HWY COLL FISCAL SERV PS	04.005	1791	364,794.00	353,674.11	---	11,119.89
HWY COLL FISCAL SERV E&E	04.005	1794	81,589.00	79,141.00	---	2,448.00
HWY COLL POSTAGE	04.005	1796	1,790,085.00	1,737,596.66	---	52,488.34
HWY COLL-MAIL CONSOL PS	04.015	4242	111,396.00	107,791.75	---	3,604.25
<u>Customer Services - MVDL</u>						
Motor Vehicle Commission Fund (0588)						
CS MV-DL-CAB PS	04.005	1714	266,383.00	263,341.29	---	3,041.71
CS MV-DL-CAB E&E	04.005	1715	344,604.00	344,581.91	---	22.09
State Highways and Transportation Department Fund (0644)						
HWY COLL CS MV-DL-CAB PS	04.005	1773	3,906,633.00	3,788,598.00	---	118,035.00
HWY COLL CS MV-DL-CAB E&E	04.005	1774	3,017,020.00	2,931,039.00	---	85,981.00
Revenue Specialty Plate Fund (0775)						
CS MV-DL-CAB PS	04.005	1722	2,142.00	---	---	2,142.00
CS MV-DL-CAB E&E	04.005	1723	3,000.00	---	---	3,000.00
<u>Customer Services - Taxation</u>						
Health Initiatives Fund (0275)						
CIGARETTE TAX REFUNDS	04.095	1640	25,000.00	13,839.33	---	11,160.67
CUST SERV TAX PS	04.005	1701	47,896.00	39,648.17	---	8,247.83
CUST SERV TAX E&E	04.005	1702	4,382.00	1,589.00	---	2,793.00
Gaming Proceeds for Education Fund (0285)						
FED & OTHER FUND REFUNDS	04.065	3004	24,700.00	---	---	24,700.00
Gaming Commission Fund (0286)						
FED & OTHER FUND REFUNDS	04.065	0929	5,000.00	---	---	5,000.00
Elderly Home-Delivered Meals Trust Fund (0296)						
CUST SERV TAX PS	04.005	1703	12,216.00	11,662.27	---	553.73

Subaccount Fund (0569)							
FED & OTHER FUND REFUNDS	04.065	1592	20,150.00	10,860.83	---	9,289.17	
Motor Vehicle Commission Fund (0588)							
FED & OTHER FUND REFUNDS	04.065	7292	12,000.00	3,110.02	---	8,889.98	
State Forensic Laboratory Fund (0591)							
FED & OTHER FUND REFUNDS	04.065	3388	300.00	300.00	---	---	
Solid Waste Management - Scrap Tire Conservation Commission Fund (0609)							
CUST SERV TAX PS	04.005	1706	523,759.00	516,103.39	---	7,655.61	
CUST SERV TAX E&E	04.005	1707	16,344.00	9,506.66	---	6,837.34	
State School Money Fund (0616)							
CIGARETTE TAX REFUNDS	04.095	1641	50,000.00	21,090.47	---	28,909.53	
State Highways and Transportation Department Fund (0644)							
HIGHWAY FUND REFUNDS	04.070	1245	1,790,564.00	1,598,702.81	---	191,861.19	
REFUNDS OF MOTOR FUEL TAX	04.080	1248	10,414,000.00	9,324,668.30	---	1,089,331.70	
HWY COLL CS TAX PS	04.005	1771	1,070,205.00	1,038,099.00	---	32,106.00	
HWY COLL CS TAX E&E	04.005	1772	23,733.00	18,476.03	---	5,256.97	
Workers' Compensation Fund (0652)							
WORKERS COMP REFUNDS	04.085	8360	1,272,000.00	1,271,232.00	---	768.00	
Workers' Compensation - Second Injury Fund (0653)							
2ND INJURY REFUNDS	04.090	9162	248,966.00	---	---	248,966.00	
Petroleum Inspection Fund (0662)							
CUST SERV TAX PS	04.005	1708	31,584.00	30,334.75	---	1,249.25	
CUST SERV TAX E&E	04.005	1709	2,966.00	---	---	2,966.00	
Motor Fuel Tax Fund (0673)							
DIST TO CITIES MFT FUND	04.050	1246	189,736,000.00	189,735,068.03	---	931.97	
Fair Share Fund (0687)							
CIGARETTE TAX REFUNDS	04.095	1642	11,000.00	9,373.53	---	1,626.47	
Revenue Specialty Plate Fund (0775)							
FED & OTHER FUND REFUNDS	04.065	7295	15,000.00	15,000.00	---	---	
Aviation Trust Fund (0952)							
AVIATION TRUST REFUNDS	04.075	9815	157,927.00	16,154.51	---	141,772.49	
<u>DEPARTMENT OF SOCIAL SERVICES</u>							
Nursing Facility Quality of Care Fund (0271)							
SOCIAL SERVICES LEASING	13.135	0666	17,962.00	17,962.00	---	---	
Health Initiatives Fund (0275)							
SOCIAL SRVS STATE OWNED	13.135	2658	37,606.00	37,602.32	---	3.68	
Social Services Educational Improvement Fund (0620)							
SOCIAL SRVS STATE OWNED	13.135	2659	3,736.00	3,735.76	---	0.24	
Blind Pension Fund (0621)							
SOCIAL SRVS STATE OWNED	13.135	2660	8,991.00	8,896.12	---	94.88	

**STATE OF MISSOURI
SUMMARY OF APPROPRIATION ACTIVITY
SPECIAL REVENUE FUNDS
FOR THE APPROPRIATION YEAR 2008**

	H.B. No.	Appr. No.	Appropriations	Expenditures and Transfers Out	Biennial Rollovers and Reappropriations to 2009	Lapse of Appropriations
Youth Services Treatment Fund (0843)						
FED GRANTS & DONATIONS	11.015	5966	999.00	---	---	999.00
Early Childhood Development, Education and Care Fund (0859)						
SOCIAL SRVS STATE OWNED	13.135	2661	704.00	704.00	---	---
<u>Division of Budget and Finance</u>						
Premium Fund (0885)						
RECPT & DISBRSMT REFUNDS	11.045	6931	2,105,000.00	2,050,836.94	---	54,163.06
<u>Family Support Division</u>						
Utilicare Stabilization Fund (0134)						
ENERGY ASSISTANCE	15.010	2523	6,440,785.00	5,796,706.00	---	644,079.00
Health Initiatives Fund (0275)						
IM FIELD STAFF/OPS PS	11.070	6287	741,640.00	736,810.34	---	4,829.66
IM FIELD STAFF/OPS E&E	11.070	6288	28,691.00	28,561.09	---	129.91
Blind Pension Fund (0621)						
BLIND ADMIN PS	11.165	0768	900,937.00	899,721.12	---	1,215.88
BLIND ADMIN E&E	11.165	0770	181,490.00	48,812.44	---	132,677.56
BLIND PENSIONS	11.125	1407	25,804,530.00	24,509,071.00	---	1,295,459.00
SVS FOR VISUALLY IMPAIRED	11.170	5699	1,737,081.00	1,736,481.00	---	600.00
Blindness Education, Screening and Treatment Program Fund (0892)						
SVS FOR VISUALLY IMPAIRED	11.170	3643	250,000.00	147,805.96	---	102,194.04
<u>Children's Division</u>						
Health Initiatives Fund (0275)						
CHILD FIELD STAFF/OPS PS	11.215	6305	66,132.00	65,600.26	---	531.74
CHILD FIELD STAFF/OPS E&E	11.215	6306	28,749.00	28,709.40	---	39.60
Early Childhood Development, Education and Care Fund (0859)						
EARLY CHILDHOOD STARTUP	11.290	0730	3,689,400.00	3,687,033.73	---	2,366.27
CHILDHOOD DEVELOPMENT	11.290	0731	3,074,500.00	3,074,500.00	---	---
CHILDHOOD DEV CERTIF	11.290	0739	3,074,500.00	2,096,642.40	---	977,857.60
PURCHASE OF CHILD CARE	11.290	2273	7,237,514.00	6,816,786.74	---	420,727.26
ACCREDITED PROVIDERS	11.290	4628	3,074,500.00	3,045,417.93	---	29,082.07
CHILDREN'S ADMIN PS	11.210	6298	42,994.00	40,569.19	---	2,424.81
CHILDREN'S ADMIN E&E	11.210	6299	11,856.00	11,039.02	---	816.98

Division of Youth Services

Health Initiatives Fund (0275)							
YOUTH TREATMENT PRGM PS	11.300	3608	122,691.00	122,291.45	---	399.55	
YOUTH TREATMENT PRGM E&E	11.300	3609	9,127.00	9,127.00	---	---	
Gaming Commission Fund (0286)							
JUVENILE COURT DIVERSION	11.305	0186	500,000.00	500,000.00	---	---	
Social Services Educational Improvement Fund (0620)							
YOUTH TREATMENT PRGM PS	11.300	1748	2,663,466.00	2,630,172.13	---	33,293.87	
YOUTH TREATMENT PRGM E&E	11.300	1749	3,109,715.00	3,107,511.12	---	2,203.88	
Youth Services Products Fund (0764)							
YOUTH TREATMENT PRGM E&E	11.300	6870	25,000.00	---	---	25,000.00	

MO HealthNet Division

Health Care Technology Fund (0170)						
HEALTHCARE TECHNOLOGY	11.405	2910	5,875,000.00	2,825,000.00	---	3,050,000.00
INFO SYS MMIS EE	11.430	3687	5,660,000.00	363,266.95	---	5,296,733.05
FQHC HEALTH INFO	11.505	4201	5,000,000.00	1,950,772.79	---	3,049,227.21
Nursing Facility Quality of Care Fund (0271)						
NF ELECT PILOT PRJ E&E	11.472	0166	450,000.00	---	---	450,000.00
MEDICAL SVS ADMIN PS	11.400	1753	78,168.00	67,024.98	---	11,143.02
MEDICAL SVS ADMIN E&E	11.400	1754	10,281.00	10,281.00	---	---
Health Initiatives Fund (0275)						
MEDICAL SVS ADMIN E&E	11.400	0216	31,385.00	31,385.00	---	---
MEDICAL SVS ADMIN PS	11.400	1670	294,947.00	134,347.29	---	160,599.71
MANAGED CARE	11.480	1785	9,055,080.00	9,055,080.00	---	---
HOME HEALTH-PACE	11.470	2821	159,305.00	69,562.66	---	89,742.34
CHILDREN'S HLTH INS PRGM	11.520	2869	5,375,576.00	5,375,576.00	---	---
PHARMACY	11.440	3066	969,293.00	---	---	969,293.00
PHYSICIANS	11.455	3067	1,247,544.00	1,247,544.00	---	---
DENTAL	11.460	3070	71,162.00	71,162.00	---	---
REHAB & SPECIALITY SVS	11.475	3072	194,881.00	194,881.00	---	---
HOSPITAL CARE	11.495	3073	2,797,179.00	2,797,179.00	---	---
STATE MEDICAL	11.570	3074	353,437.00	353,437.00	---	---
Healthy Families Trust Fund (0625)						
MISSOURI RX PLAN	11.440	3705	13,820,394.00	13,228,333.68	---	592,060.32
PHARMACY	11.440	3706	1,041,034.00	1,041,034.00	---	---
PHYSICIANS	11.455	3707	1,041,034.00	1,041,034.00	---	---
DENTAL	11.460	3708	848,773.00	848,773.00	---	---
NURSING FACILITIES	11.470	3709	17,973.00	---	---	17,973.00
REHAB & SPECIALTY SYS	11.475	3710	831,745.00	831,745.00	---	---
MANAGED CARE	11.480	3711	4,447,110.00	4,447,110.00	---	---
HOSPITAL CARE	11.495	3712	2,365,987.00	2,365,987.00	---	---
HOSPITAL GME	11.495	3713	10,000,000.00	10,000,000.00	---	---
DSS SAFETY NET	11.495	3714	30,365,444.00	30,365,444.00	---	---

**STATE OF MISSOURI
SUMMARY OF APPROPRIATION ACTIVITY
SPECIAL REVENUE FUNDS
FOR THE APPROPRIATION YEAR 2008**

	H.B. No.	Appr. No.	Appropriations	Expenditures and Transfers Out	Biennial Rollovers and Reappropriations to 2009	Lapse of Appropriations
Life Sciences Research Trust Fund (0763)						
PHARMACY	11.440	3051	21,750,000.00	21,750,000.00	---	---
Missouri Rx Plan Fund (0779)						
MISSOURI RX PLAN	11.440	1024	5,781,772.00	---	---	5,781,772.00
PHARMACY PROGRAM MGMT E&E	11.410	2036	4,160,894.00	956,986.45	---	3,203,907.55
MEDICAL SVS ADMIN PS	11.400	2849	708,794.00	633,462.24	---	75,331.76
MEDICAL SVS ADMIN E&E	11.400	2850	57,800.00	47,800.00	---	10,000.00
Premium Fund (0885)						
CHILDREN'S HLTH INS PRGM	11.520	2872	6,000,000.00	1,747,864.00	---	4,252,136.00
PHARMACY	11.440	3057	3,800,000.00	---	---	3,800,000.00
MEDICAID SUPP POOL	11.575	6133	3,837,940.00	3,837,940.00	---	---
<u>DEPARTMENT OF CORRECTIONS</u>						
Correctional Substance Abuse Earnings Fund (0853)						
REACT	09.210	7263	264,600.00	78,370.79	---	186,229.21
Subtotals			6,411,980,940.00	5,831,196,385.53	296,637,423.89	284,147,130.58
Appropriated Transfers Out To:						
School District Bonds Fund (0248)	02.325	T009	592,000.00	592,000.00	---	---
Natural Resources Cost Allocation Fund (0500)	06.395	T014	470.00	440.00	---	30.00
General Revenue Fund (0101)	10.722	T023	3,175,200.00	3,175,200.00	---	---
Access MO Financial Assistance Fund (0791)	03.040	T027	50,000.00	---	---	50,000.00
General Revenue Fund (0101)	05.280	T028	25.00	25.00	---	---
General Revenue Fund (0101)	05.280	T029	2,478.00	2,478.00	---	---
Access MO Financial Assistance Fund (0791)	03.050	T030	9,416,667.00	9,416,667.00	---	---
General Revenue Fund (0101)	05.280	T032	2,179.00	---	---	2,179.00
General Revenue Fund (0101)	05.280	T057	76.00	76.00	---	---
General Revenue Fund (0101)	05.280	T074	45,300.00	45,300.00	---	---
General Revenue Fund (0101)	05.280	T079	2,026.00	2,026.00	---	---
General Revenue Fund (0101)	05.280	T085	16.00	16.00	---	---
Academic Scholarship Fund (0840)	14.030	T122	330,000.00	330,000.00	---	---
State Legal Expense Fund (0692)	05.125	T235	130,000.00	28,145.97	---	101,854.03
State Legal Expense Fund (0692)	05.125	T261	47,584.00	46,714.44	---	869.56
State Legal Expense Fund (0692)	05.125	T268	600,000.00	223,857.35	---	376,142.65

General Revenue Fund (0101)	04.125	T271	2,500,000.00	2,500,000.00	---	---
General Revenue Fund (0101)	04.130	T272	272,806.00	272,805.29	---	0.71
General Revenue Fund (0101)	04.140	T273	272,806.00	272,805.31	---	0.69
General Revenue Fund (0101)	05.540	T285	1,732,021.00	661,253.14	---	1,070,767.86
Social Security Contributions Fund (0702)	05.450	T293	16,369,224.00	14,694,873.75	---	1,674,350.25
State Retirement Contributions Fund (0701)	05.465	T297	28,862,796.00	24,606,755.55	---	4,256,040.45
Missouri State Employees' Deferred Compensation Incentive Plan Administration Administration Fund (0706)	05.480	T300	1,128,972.00	1,098,534.35	---	30,437.65
Missouri Consolidated Health Care Plan Benefit Fund (0765)	05.505	T304	24,864,200.00	22,518,853.62	---	2,345,346.38
Natural Resources Cost Allocation Fund (0500)	06.395	T316	640,151.00	618,097.00	---	22,054.00
Natural Resources Cost Allocation Fund (0500)	06.395	T317	14,789.00	14,373.00	---	416.00
Natural Resources Cost Allocation Fund (0500)	06.395	T323	17,434.00	16,941.00	---	493.00
Natural Resources Cost Allocation Fund (0500)	06.395	T324	1,285,279.00	1,236,004.00	---	49,275.00
Natural Resources Cost Allocation Fund (0500)	06.395	T325	88,687.00	85,260.00	---	3,427.00
Natural Resources Cost Allocation Fund (0500)	06.395	T326	63,907.00	61,734.00	---	2,173.00
Natural Resources Cost Allocation Fund (0500)	06.395	T328	41,752.00	40,572.00	---	1,180.00
Natural Resources Cost Allocation Fund (0500)	06.395	T329	1,461,224.00	1,385,343.00	---	75,881.00
Natural Resources Cost Allocation Fund (0500)	06.395	T330	5,464,962.00	5,037,512.00	---	427,450.00
Natural Resources Cost Allocation Fund (0500)	06.395	T331	669,573.00	624,575.00	---	44,998.00
Natural Resources Cost Allocation Fund (0500)	06.395	T332	129,437.00	---	---	129,437.00
Natural Resources Cost Allocation Fund (0500)	06.395	T333	61,304.00	57,166.00	---	4,138.00
Natural Resources Cost Allocation Fund (0500)	06.395	T334	336,944.00	316,825.00	---	20,119.00
Natural Resources Cost Allocation Fund (0500)	06.395	T336	609,024.00	588,715.00	---	20,309.00
Natural Resources Cost Allocation Fund (0500)	06.395	T337	459,807.00	440,164.00	---	19,643.00
General Revenue Fund (0101)	05.280	T345	20,054.00	20,054.00	---	---
Economic Development Administrative Fund (0547)	07.010	T346	159,347.00	67,709.55	---	91,637.45
Economic Development Administrative Fund (0547)	07.010	T351	208,224.00	203,294.54	---	4,929.46
Division of Finance Fund (0550)	07.440	T360	39,400.00	15,613.24	---	23,786.76
Division of Finance Fund (0550)	07.445	T361	270,000.00	263,817.64	---	6,182.36
Kids' Chance Scholarship Fund (0878)	07.835	T365	50,000.00	50,000.00	---	---
State Facility Maintenance and Operation Fund (0501)	13.140	T366	1,391.00	1,391.00	---	---
Professional Registration Fees Fund (0689)	07.535	T369	133,938.00	82,881.12	---	51,056.88
Professional Registration Fees Fund (0689)	07.535	T370	278,472.00	148,057.40	---	130,414.60
Professional Registration Fees Fund (0689)	07.535	T371	191,295.00	190,863.27	---	431.73
Professional Registration Fees Fund (0689)	07.535	T373	133,850.00	118,391.05	---	15,458.95
Professional Registration Fees Fund (0689)	07.535	T374	214,657.00	164,064.74	---	50,592.26
Professional Registration Fees Fund (0689)	07.535	T376	283,797.00	247,524.69	---	36,272.31
Professional Registration Fees Fund (0689)	07.535	T377	69,800.00	45,525.30	---	24,274.70
Professional Registration Fees Fund (0689)	07.535	T378	56,348.00	51,084.69	---	5,263.31
Professional Registration Fees Fund (0689)	07.535	T379	403,579.00	397,420.40	---	6,158.60

**STATE OF MISSOURI
SUMMARY OF APPROPRIATION ACTIVITY
SPECIAL REVENUE FUNDS
FOR THE APPROPRIATION YEAR 2008**

	H.B. No.	Appr. No.	Appropriations	Expenditures and Transfers Out	Biennial Rollovers and Reappropriations to 2009	Lapse of Appropriations
Professional Registration Fees Fund (0689)	07.535	T380	122,879.00	74,436.13	---	48,442.87
Professional Registration Fees Fund (0689)	07.535	T381	71,215.00	63,065.43	---	8,149.57
Professional Registration Fees Fund (0689)	07.535	T382	430,439.00	276,390.10	---	154,048.90
Professional Registration Fees Fund (0689)	07.535	T383	88,470.00	70,728.24	---	17,741.76
Professional Registration Fees Fund (0689)	07.535	T384	42,037.00	5,967.65	---	36,069.35
General Revenue Fund (0101)	05.280	T386	40.00	40.00	---	---
Professional Registration Fees Fund (0689)	07.535	T387	17,211.00	15,745.62	---	1,465.38
Professional Registration Fees Fund (0689)	07.535	T388	1,105,148.00	536,849.13	---	568,298.87
Professional Registration Fees Fund (0689)	07.535	T389	138,152.00	84,604.07	---	53,547.93
Professional Registration Fees Fund (0689)	07.535	T390	99,961.00	95,591.26	---	4,369.74
Professional Registration Fees Fund (0689)	07.535	T391	274,379.00	192,650.36	---	81,728.64
Professional Registration Fees Fund (0689)	07.535	T392	52,769.00	48,946.51	---	3,822.49
Professional Registration Fees Fund (0689)	07.535	T393	348,058.00	296,568.44	---	51,489.56
Professional Registration Fees Fund (0689)	07.535	T394	419,574.00	357,823.70	---	61,750.30
Professional Registration Fees Fund (0689)	07.535	T395	137,692.00	101,369.15	---	36,322.85
Professional Registration Fees Fund (0689)	07.535	T396	60,975.00	60,539.45	---	435.55
Professional Registration Fees Fund (0689)	07.535	T397	540,206.00	323,137.13	---	217,068.87
Professional Registration Fees Fund (0689)	07.535	T398	171,129.00	161,229.95	---	9,899.05
General Revenue Fund (0101)	05.280	T400	71,507.00	---	---	71,507.00
DIFP Administrative Fund (0503)	07.405	T401	10,001.00	3,855.35	---	6,145.65
General Revenue Fund (0101)	05.280	T402	2,731.00	2,731.00	---	---
Veterans' Commission Capital Improvement Trust Fund (0304)	08.225	T406	6,000,000.00	6,000,000.00	---	---
Missouri National Guard Trust Fund (0900)	08.230	T407	4,000,000.00	4,000,000.00	---	---
Missouri College Guarantee Fund (0858)	08.235	T408	5,000,000.00	5,000,000.00	---	---
Early Childhood Development, Education and Care Fund (0859)	08.240	T409	30,320,000.00	28,561,307.46	---	1,758,692.54
Health Access Incentive Fund (0276)	10.625	T411	3,241,003.00	3,241,003.00	---	---
Missouri Investment Trust Fund (9998)	12.175	T420	2,000,000.00	---	---	2,000,000.00
Missouri Investment Trust Fund (9998)	12.175	T421	375,000.00	---	---	375,000.00
General Revenue Fund (0101)	07.530	T422	91,250.00	23,071.74	---	68,178.26
Professional Registration Fees Fund (0689)	07.535	T430	1,622,527.00	1,400,503.55	---	222,023.45
State School Money Fund (0616)	02.305	T438	23,400,000.00	23,260,290.70	---	139,709.30
Classroom Trust Fund (0784)	02.320	T452	11,659,572.00	11,659,572.00	---	---
Classroom Trust Fund (0784)	02.315	T456	299,625,742.00	297,314,439.33	---	2,311,302.67
Federal Student Loan Reserve Fund (0881)	03.105	T463	1,000,000.00	---	---	1,000,000.00

Labor and Industrial Relations Administrative Fund (0122)	07.805	T472	1,046,489.00	1,046,489.00	---	---
Labor and Industrial Relations Administrative Fund (0122)	07.805	T473	42,766.00	21,529.00	---	21,237.00
Professional Registration Fees Fund (0689)	07.535	T474	56,460.00	55,742.58	---	717.42
State Road Fund (0320)	04.240	T479	591,129,687.00	574,970,695.49	---	16,158,991.51
Natural Resources Cost Allocation Fund (0500)	06.395	T481	336,343.00	326,598.00	---	9,745.00
Economic Development Administrative Fund (0547)	07.010	T503	11,065.00	4,148.86	---	6,916.14
Labor and Industrial Relations Administrative Fund (0122)	07.805	T522	200,000.00	40,137.00	---	159,863.00
Guaranty Agency Operating Fund (0880)	03.090	T525	8,000,000.00	---	---	8,000,000.00
General Revenue Fund (0101)	05.265	T541	100.00	100.00	---	---
Health Fund (0143)	05.265	T541	10,000.00	10,000.00	---	---
Natural Resources Protection - Water Pollution Permit Fee Subaccount Fund (0568)	05.265	T541	6,050.00	6,050.00	---	---
Water and Wastewater Loan Revolving Fund (0602)	05.265	T541	16,702.00	16,701.16	---	0.84
DHSS Document Services Fund (0646)	05.265	T541	86.00	85.10	---	0.90
Department of Health Fund (0658)	05.265	T541	3,636.00	3,636.00	---	---
Guaranty Agency Operating Fund (0880)	05.265	T541	14,110,781.00	14,110,781.00	---	---
Missouri Air Emission Reduction Fund (0267)	05.270	T542	19,934.00	19,933.55	---	0.45
Lottery Proceeds Fund (0291)	05.270	T542	10,309,293.00	10,309,292.24	---	0.76
Missouri State Water Patrol Fund (0400)	05.270	T542	6,158.00	6,157.82	---	0.18
Healthy Families Trust Fund (0625)	05.270	T542	58,798.00	58,796.36	---	1.64
State Highways and Transportation Department Fund (0644)	05.270	T542	25,579.00	25,579.00	---	---
Classroom Trust Fund (0784)	05.270	T542	10,299,106.00	10,299,106.00	---	---
Access MO Financial Assistance Fund (0791)	05.270	T542	32,633,320.00	32,633,318.61	---	1.39
Abandoned Fund Account Fund (0863)	05.270	T542	100.00	100.00	---	---
Guaranty Agency Operating Fund (0880)	05.270	T542	94.00	4.62	---	89.38
Governor's Council on Physical Fitness Institution Gift Trust Fund (0924)	05.270	T542	9,397.00	9,397.00	---	---
DMH Local Tax Matching Fund (0930)	05.270	T542	484,752.00	484,751.75	---	0.25
General Revenue Fund (0101)	07.455	T543	500,000.00	421,566.20	---	78,433.80
General Revenue Fund (0101)	07.450	T544	11,909.00	11,455.89	---	453.11
General Revenue Fund (0101)	12.185	T548	2,051,902.00	2,040,173.50	---	11,728.50
State Road Fund (0320)	08.140	T549	2,674,867.00	2,674,866.20	---	0.80
Compulsive Gamblers Fund (0249)	08.245	T553	519,850.00	512,368.99	---	7,481.01
General Revenue Fund (0101)	05.275	T555	45,685,672.00	45,685,672.00	---	---
Budget Reserve Fund (0100)	05.250	T567	76,935,988.00	1,935,987.50	---	75,000,000.50
Budget Reserve Fund (0100)	05.255	T568	12,670.00	12,666.71	---	3.29
Missouri Qualified Fuel Ethanol Producer Incentive Fund (0571)	06.010	T570	585,600.00	585,600.00	---	---

**STATE OF MISSOURI
SUMMARY OF APPROPRIATION ACTIVITY
SPECIAL REVENUE FUNDS
FOR THE APPROPRIATION YEAR 2008**

	H.B. No.	Appr. No.	Appropriations	Expenditures and Transfers Out	Biennial Rollovers and Reappropriations to 2009	Lapse of Appropriations
General Revenue Fund (0101)	07.530	T580	28,000.00	2,217.37	---	25,782.63
General Revenue Fund (0101)	07.530	T581	122,100.00	30,467.95	---	91,632.05
General Revenue Fund (0101)	07.530	T582	14,400.00	1,972.49	---	12,427.51
General Revenue Fund (0101)	07.530	T584	8,000.00	1,496.50	---	6,503.50
General Revenue Fund (0101)	07.530	T585	14,564.00	14,467.14	---	96.86
General Revenue Fund (0101)	07.530	T587	15,000.00	12,618.75	---	2,381.25
General Revenue Fund (0101)	07.530	T588	64,200.00	64,170.04	---	29.96
General Revenue Fund (0101)	07.530	T589	1,200.00	---	---	1,200.00
General Revenue Fund (0101)	07.530	T590	85,000.00	36,817.23	---	48,182.77
General Revenue Fund (0101)	07.530	T591	9,100.00	686.15	---	8,413.85
General Revenue Fund (0101)	07.530	T592	7,200.00	---	---	7,200.00
General Revenue Fund (0101)	07.530	T593	190,000.00	41,825.24	---	148,174.76
General Revenue Fund (0101)	07.530	T594	13,700.00	12,744.72	---	955.28
General Revenue Fund (0101)	07.530	T595	1,200.00	9.50	---	1,190.50
General Revenue Fund (0101)	07.530	T597	2,200.00	---	---	2,200.00
General Revenue Fund (0101)	07.530	T598	181,700.00	181,692.85	---	7.15
General Revenue Fund (0101)	07.530	T599	8,961.00	5,167.65	---	3,793.35
General Revenue Fund (0101)	07.530	T600	13,408.00	1,042.25	---	12,365.75
General Revenue Fund (0101)	07.530	T601	119,000.00	94,158.56	---	24,841.44
General Revenue Fund (0101)	07.530	T602	7,700.00	6,454.19	---	1,245.81
General Revenue Fund (0101)	07.530	T603	26,000.00	21,831.49	---	4,168.51
General Revenue Fund (0101)	07.530	T604	73,800.00	73,799.11	---	0.89
General Revenue Fund (0101)	07.530	T605	24,200.00	24,164.71	---	35.29
General Revenue Fund (0101)	07.530	T606	7,800.00	1,688.01	---	6,111.99
General Revenue Fund (0101)	07.530	T607	150,000.00	104,437.71	---	45,562.29
General Revenue Fund (0101)	07.530	T608	25,300.00	25,225.70	---	74.30
General Revenue Fund (0101)	07.530	T609	5,047.00	1,347.98	---	3,699.02
General Revenue Fund (0101)	07.530	T612	3,000.00	---	---	3,000.00
General Revenue Fund (0101)	07.530	T613	5,200.00	4,475.79	---	724.21
Professional Registration Fees Fund (0689)	07.535	T614	15,298.00	12,994.25	---	2,303.75
Professional Registration Fees Fund (0689)	07.535	T615	238,278.00	237,251.06	---	1,026.94
General Revenue Fund (0101)	05.280	T627	34,678.00	34,678.00	---	---
General Revenue Fund (0101)	05.280	T629	96,001.00	96,001.00	---	---
Legal Services for Low-Income People Fund (0735)	07.870	T630	50,000.00	9,505.00	---	40,495.00
State Highways and Transportation						
Department Fund (0644)	04.165	T632	560,178,001.00	559,151,492.91	---	1,026,508.09
General Revenue Fund (0101)	05.280	T643	987.00	987.00	---	---
General Revenue Fund (0101)	05.280	T644	26.00	26.00	---	---
General Revenue Fund (0101)	05.280	T647	672.00	672.00	---	---

General Revenue Fund (0101)	05.280	T654	3,746.00	3,746.00	---	---
General Revenue Fund (0101)	05.280	T655	51,358.00	12,840.00	---	38,518.00
General Revenue Fund (0101)	05.280	T664	4,830.00	4,830.00	---	---
General Revenue Fund (0101)	05.280	T665	1,167.00	1,167.00	---	---
General Revenue Fund (0101)	05.280	T666	3,544.00	3,544.00	---	---
General Revenue Fund (0101)	05.280	T668	19.00	19.00	---	---
General Revenue Fund (0101)	05.280	T669	69,739.00	69,739.00	---	---
General Revenue Fund (0101)	05.280	T670	1,539.00	1,539.00	---	---
General Revenue Fund (0101)	05.280	T671	542.00	542.00	---	---
General Revenue Fund (0101)	05.280	T672	8,746.00	8,746.00	---	---
General Revenue Fund (0101)	05.280	T673	5,945.00	5,945.00	---	---
General Revenue Fund (0101)	05.280	T674	25,372.00	25,372.00	---	---
General Revenue Fund (0101)	05.280	T675	1,315.00	1,315.00	---	---
General Revenue Fund (0101)	05.280	T676	1,455.00	1,455.00	---	---
General Revenue Fund (0101)	05.280	T678	23,755.00	23,755.00	---	---
General Revenue Fund (0101)	05.280	T679	22,775.00	22,775.00	---	---
General Revenue Fund (0101)	05.280	T680	4,724.00	4,724.00	---	---
General Revenue Fund (0101)	05.280	T681	63,526.00	63,526.00	---	---
General Revenue Fund (0101)	05.280	T682	41,252.00	41,252.00	---	---
General Revenue Fund (0101)	05.280	T684	121,927.00	121,927.00	---	---
General Revenue Fund (0101)	05.280	T685	269,994.00	269,994.00	---	---
General Revenue Fund (0101)	05.280	T686	28,018.00	27,684.00	---	334.00
General Revenue Fund (0101)	05.280	T687	1.00	1.00	---	---
General Revenue Fund (0101)	05.280	T688	164.00	---	---	164.00
General Revenue Fund (0101)	05.280	T689	17.00	17.00	---	---
General Revenue Fund (0101)	05.280	T690	18,173.00	18,173.00	---	---
General Revenue Fund (0101)	05.280	T691	6,760.00	6,760.00	---	---
General Revenue Fund (0101)	05.280	T692	728,905.00	728,905.00	---	---
General Revenue Fund (0101)	05.280	T693	53,935.00	53,935.00	---	---
General Revenue Fund (0101)	05.280	T694	11,238.00	11,238.00	---	---
General Revenue Fund (0101)	05.280	T695	5,582.00	5,582.00	---	---
General Revenue Fund (0101)	05.280	T696	1,140.00	1,140.00	---	---
General Revenue Fund (0101)	05.280	T697	7,614.00	7,614.00	---	---
General Revenue Fund (0101)	05.280	T698	721.00	721.00	---	---
General Revenue Fund (0101)	05.280	T699	31,881.00	31,881.00	---	---
General Revenue Fund (0101)	05.280	T700	72,690.00	72,690.00	---	---
General Revenue Fund (0101)	05.280	T701	450.00	450.00	---	---
General Revenue Fund (0101)	05.280	T703	894.00	894.00	---	---
General Revenue Fund (0101)	05.280	T723	1,542.00	1,542.00	---	---
General Revenue Fund (0101)	05.280	T725	17,828.00	17,828.00	---	---
General Revenue Fund (0101)	05.280	T726	389.00	389.00	---	---
General Revenue Fund (0101)	05.280	T727	105,318.00	105,318.00	---	---
General Revenue Fund (0101)	05.280	T728	104,101.00	104,101.00	---	---
General Revenue Fund (0101)	05.280	T729	2,362.00	2,362.00	---	---
General Revenue Fund (0101)	05.280	T730	62,866.00	62,866.00	---	---
General Revenue Fund (0101)	05.280	T731	6,559.00	6,559.00	---	---
General Revenue Fund (0101)	05.280	T732	1,683.00	1,683.00	---	---

**STATE OF MISSOURI
SUMMARY OF APPROPRIATION ACTIVITY
SPECIAL REVENUE FUNDS
FOR THE APPROPRIATION YEAR 2008**

	H.B. No.	Appr. No.	Appropriations	Expenditures and Transfers Out	Biennial Rollovers and Reappropriations to 2009	Lapse of Appropriations
General Revenue Fund (0101)	05.280	T733	5,943.00	5,943.00	---	---
General Revenue Fund (0101)	05.280	T734	124,973.00	124,973.00	---	---
General Revenue Fund (0101)	05.280	T735	1,009.00	1,009.00	---	---
General Revenue Fund (0101)	05.280	T736	12,411.00	12,411.00	---	---
General Revenue Fund (0101)	05.280	T737	89,021.00	89,021.00	---	---
General Revenue Fund (0101)	05.280	T738	68,684.00	---	---	68,684.00
General Revenue Fund (0101)	05.280	T739	248.00	248.00	---	---
General Revenue Fund (0101)	05.280	T740	2,626.00	2,626.00	---	---
General Revenue Fund (0101)	05.280	T741	1,254.00	1,254.00	---	---
General Revenue Fund (0101)	05.280	T743	11,519.00	11,519.00	---	---
General Revenue Fund (0101)	05.280	T744	708.00	708.00	---	---
General Revenue Fund (0101)	05.280	T745	5,174.00	5,174.00	---	---
General Revenue Fund (0101)	05.280	T746	149.00	149.00	---	---
General Revenue Fund (0101)	05.280	T747	8,504.00	8,504.00	---	---
General Revenue Fund (0101)	05.280	T748	5,140.00	5,140.00	---	---
General Revenue Fund (0101)	05.280	T750	3,169.00	3,169.00	---	---
General Revenue Fund (0101)	05.280	T751	10,204.00	10,204.00	---	---
General Revenue Fund (0101)	05.280	T752	6,574.00	6,574.00	---	---
General Revenue Fund (0101)	05.280	T753	112.00	112.00	---	---
General Revenue Fund (0101)	05.280	T754	5,223.00	5,223.00	---	---
General Revenue Fund (0101)	05.280	T755	51,821.00	51,821.00	---	---
General Revenue Fund (0101)	05.280	T756	120,625.00	120,625.00	---	---
General Revenue Fund (0101)	05.280	T759	62,966.00	62,966.00	---	---
General Revenue Fund (0101)	05.280	T762	17.00	17.00	---	---
General Revenue Fund (0101)	05.280	T763	200,623.00	200,623.00	---	---
General Revenue Fund (0101)	05.280	T764	54.00	54.00	---	---
General Revenue Fund (0101)	05.280	T766	70,558.00	70,558.00	---	---
General Revenue Fund (0101)	05.280	T767	2,667.00	2,667.00	---	---
General Revenue Fund (0101)	05.280	T769	1,821,853.00	1,821,853.00	---	---
General Revenue Fund (0101)	05.280	T770	7,735.00	7,735.00	---	---
General Revenue Fund (0101)	05.280	T772	828.00	828.00	---	---
General Revenue Fund (0101)	05.280	T773	2,623.00	2,623.00	---	---
General Revenue Fund (0101)	05.280	T774	22,434.00	22,434.00	---	---
General Revenue Fund (0101)	05.280	T776	8,153.00	8,153.00	---	---
General Revenue Fund (0101)	05.280	T777	40,825.00	40,825.00	---	---
General Revenue Fund (0101)	05.280	T778	26,754.00	26,754.00	---	---
General Revenue Fund (0101)	05.280	T779	1,005.00	1,005.00	---	---
General Revenue Fund (0101)	05.280	T780	19,499.00	19,499.00	---	---
General Revenue Fund (0101)	05.280	T781	22,276.00	22,276.00	---	---

General Revenue Fund (0101)	05.280	T782	2,973.00	2,973.00	---	---
General Revenue Fund (0101)	05.280	T783	17,002.00	17,002.00	---	---
General Revenue Fund (0101)	05.280	T784	9,201.00	9,201.00	---	---
General Revenue Fund (0101)	05.280	T785	21,358.00	21,358.00	---	---
General Revenue Fund (0101)	05.280	T786	2,407.00	2,407.00	---	---
General Revenue Fund (0101)	05.280	T787	145.00	145.00	---	---
General Revenue Fund (0101)	05.280	T788	134,636.00	134,636.00	---	---
General Revenue Fund (0101)	05.280	T789	842,840.00	842,840.00	---	---
General Revenue Fund (0101)	05.280	T790	17,463.00	---	---	17,463.00
General Revenue Fund (0101)	05.280	T791	9,135.00	9,135.00	---	---
General Revenue Fund (0101)	05.280	T792	9,282.00	9,282.00	---	---
General Revenue Fund (0101)	05.280	T793	19,385.00	19,385.00	---	---
General Revenue Fund (0101)	05.280	T796	158,480.00	158,480.00	---	---
General Revenue Fund (0101)	05.280	T797	25,137.00	25,137.00	---	---
General Revenue Fund (0101)	05.280	T798	2,346.00	2,346.00	---	---
General Revenue Fund (0101)	05.280	T799	19,049.00	19,049.00	---	---
General Revenue Fund (0101)	05.280	T800	107,035.00	107,035.00	---	---
General Revenue Fund (0101)	05.280	T801	2,958.00	2,958.00	---	---
General Revenue Fund (0101)	05.280	T802	4,454.00	4,454.00	---	---
General Revenue Fund (0101)	05.280	T803	75,352.00	75,352.00	---	---
General Revenue Fund (0101)	05.280	T804	4,674.00	4,674.00	---	---
General Revenue Fund (0101)	05.280	T805	13,182.00	13,182.00	---	---
General Revenue Fund (0101)	05.280	T806	39,582.00	39,582.00	---	---
General Revenue Fund (0101)	05.280	T807	6,472.00	6,472.00	---	---
General Revenue Fund (0101)	05.280	T808	106,099.00	106,099.00	---	---
General Revenue Fund (0101)	05.280	T809	17,334.00	17,334.00	---	---
General Revenue Fund (0101)	05.280	T810	1,057.00	1,057.00	---	---
General Revenue Fund (0101)	05.280	T814	111.00	---	---	111.00
General Revenue Fund (0101)	05.280	T816	1,799.00	1,799.00	---	---
General Revenue Fund (0101)	05.280	T817	38,014.00	18,954.00	---	19,060.00
General Revenue Fund (0101)	05.280	T818	52,113.00	52,113.00	---	---
General Revenue Fund (0101)	05.280	T819	219.00	219.00	---	---
General Revenue Fund (0101)	05.280	T823	322.00	322.00	---	---
General Revenue Fund (0101)	05.280	T824	3,581.00	3,581.00	---	---
General Revenue Fund (0101)	05.280	T825	1,941.00	1,941.00	---	---
General Revenue Fund (0101)	05.280	T826	536.00	536.00	---	---
General Revenue Fund (0101)	05.280	T827	1,274.00	1,274.00	---	---
General Revenue Fund (0101)	05.280	T828	8,307.00	8,307.00	---	---
General Revenue Fund (0101)	05.280	T829	155.00	---	---	155.00
General Revenue Fund (0101)	05.280	T830	2,093.00	2,093.00	---	---
General Revenue Fund (0101)	05.280	T831	1,469.00	1,469.00	---	---
General Revenue Fund (0101)	05.280	T832	289.00	289.00	---	---
General Revenue Fund (0101)	05.280	T833	26.00	26.00	---	---
General Revenue Fund (0101)	05.280	T835	156,055.00	156,055.00	---	---
General Revenue Fund (0101)	05.280	T836	137,894.00	137,894.00	---	---
General Revenue Fund (0101)	05.280	T837	2,722.00	2,722.00	---	---
General Revenue Fund (0101)	05.280	T838	13,527.00	13,527.00	---	---

**STATE OF MISSOURI
SUMMARY OF APPROPRIATION ACTIVITY
SPECIAL REVENUE FUNDS
FOR THE APPROPRIATION YEAR 2008**

	H.B. No.	Appr. No.	Appropriations	Expenditures and Transfers Out	Biennial Rollovers and Reappropriations to 2009	Lapse of Appropriations
General Revenue Fund (0101)	05.280	T839	1,403.00	1,403.00	---	---
General Revenue Fund (0101)	05.280	T840	889.00	889.00	---	---
General Revenue Fund (0101)	05.280	T841	13,128.00	13,128.00	---	---
General Revenue Fund (0101)	05.280	T842	16,482.00	16,482.00	---	---
General Revenue Fund (0101)	05.280	T844	2,067.00	2,067.00	---	---
General Revenue Fund (0101)	05.280	T845	1,014.00	1,014.00	---	---
General Revenue Fund (0101)	05.280	T846	468.00	468.00	---	---
General Revenue Fund (0101)	05.280	T847	1,006.00	1,006.00	---	---
General Revenue Fund (0101)	05.280	T848	2,089.00	2,089.00	---	---
General Revenue Fund (0101)	05.280	T849	83,341.00	83,341.00	---	---
General Revenue Fund (0101)	05.280	T850	262,966.00	262,966.00	---	---
General Revenue Fund (0101)	05.280	T854	70.00	70.00	---	---
General Revenue Fund (0101)	05.280	T855	71.00	71.00	---	---
General Revenue Fund (0101)	05.280	T856	2,941.00	2,941.00	---	---
General Revenue Fund (0101)	05.280	T857	135,801.00	135,801.00	---	---
General Revenue Fund (0101)	05.280	T858	819.00	819.00	---	---
General Revenue Fund (0101)	05.280	T862	95.00	95.00	---	---
General Revenue Fund (0101)	05.280	T863	1,051.00	1,051.00	---	---
General Revenue Fund (0101)	05.280	T864	6,958.00	6,958.00	---	---
General Revenue Fund (0101)	05.280	T865	34,544.00	34,544.00	---	---
General Revenue Fund (0101)	05.280	T866	759.00	759.00	---	---
General Revenue Fund (0101)	05.280	T868	8,088.00	8,088.00	---	---
General Revenue Fund (0101)	05.280	T870	2,326.00	2,326.00	---	---
General Revenue Fund (0101)	05.280	T871	892.00	892.00	---	---
General Revenue Fund (0101)	05.280	T872	146,738.00	146,738.00	---	---
General Revenue Fund (0101)	05.280	T873	100.00	100.00	---	---
General Revenue Fund (0101)	05.280	T875	248,104.00	248,104.00	---	---
General Revenue Fund (0101)	05.280	T876	527.00	527.00	---	---
General Revenue Fund (0101)	05.280	T877	42.00	42.00	---	---
General Revenue Fund (0101)	05.280	T878	63,501.00	63,501.00	---	---
General Revenue Fund (0101)	05.280	T882	2.00	2.00	---	---
Water Pollution Control Bond and Interest - Series B 2002 Fund (0200)	01.025	T883	3,581,888.00	3,553,708.00	---	28,180.00
Water Pollution Control Bond and Interest - Series A 2005 Fund (0218)	01.025	T883	1,458,342.00	1,446,868.00	---	11,474.00
Water Pollution Control Bond and Interest - Series A 2002 Fund (0231)	01.025	T883	965,568.00	957,971.60	---	7,596.40
Labor and Industrial Relations Administrative Fund (0122)	07.810	T892	676,530.00	676,530.00	---	---

Labor and Industrial Relations Administrative Fund (0122)	07.810	T893	31,769.00	17,848.00	---	13,921.00
DIFP Administrative Fund (0503)	07.405	T894	60,329.00	55,249.52	---	5,079.48
DIFP Administrative Fund (0503)	07.405	T895	73,314.00	61,924.07	---	11,389.93
Social Security Contributions Fund (0702)	05.455	T900	6,818,228.00	6,400,981.13	---	417,246.87
Missouri State Employees' Deferred Compensation Incentive Plan Administration						
Administration Fund (0706)	05.485	T901	556,773.00	445,364.34	---	111,408.66
Professional Registration Fees Fund (0689)	07.540	T903	1.00	---	---	1.00
Natural Resources Cost Allocation Fund (0500)	06.395	T904	66,517.00	64,374.00	---	2,143.00
Railroad Expense Fund (0659)	04.320	T907	100,000.00	---	---	100,000.00
General Revenue Fund (0101)	05.280	T913	5,446.00	5,446.00	---	---
General Revenue Fund (0101)	05.280	T914	1,122.00	1,122.00	---	---
General Revenue Fund (0101)	05.280	T919	5.00	5.00	---	---
General Revenue Fund (0101)	05.280	T925	531.00	531.00	---	---
General Revenue Fund (0101)	05.280	T926	114.00	114.00	---	---
State Facility Maintenance and Operation Fund (0501)	13.095	T944	49,814.00	49,814.00	---	---
State Facility Maintenance and Operation Fund (0501)	13.095	T948	1,495,217.00	1,495,217.00	---	---
State Facility Maintenance and Operation Fund (0501)	13.095	T950	58.00	58.00	---	---
State Facility Maintenance and Operation Fund (0501)	13.095	T951	28,346.00	28,346.00	---	---
General Revenue Fund (0101)	07.115	T956	1.00	---	---	1.00
General Revenue Fund (0101)	07.120	T957	1.00	---	---	1.00
State School Money Fund (0616)	02.330	T961	2,000,000.00	1,374,864.91	---	625,135.09
General Revenue Fund (0101)	05.280	T962	369.00	369.00	---	---
General Revenue Fund (0101)	05.280	T963	31,873.00	31,873.00	---	---
General Revenue Fund (0101)	05.280	T965	11,382.00	11,382.00	---	---
General Revenue Fund (0101)	05.280	T966	9,032.00	9,032.00	---	---
General Revenue Fund (0101)	05.280	T967	3,030.00	3,030.00	---	---
General Revenue Fund (0101)	05.280	T969	814.00	814.00	---	---
General Revenue Fund (0101)	05.280	T970	23.00	23.00	---	---
General Revenue Fund (0101)	05.280	T971	796.00	796.00	---	---
General Revenue Fund (0101)	05.280	T972	133.00	133.00	---	---
General Revenue Fund (0101)	07.530	T982	1.00	---	---	1.00
Professional Registration Fees Fund (0689)	07.535	T983	5,601.00	5,350.72	---	250.28
General Revenue Fund (0101)	04.150	T989	11,169.00	1,322.22	---	9,846.78
Special Employment Security - Principal and Interest Fund (0205)	05.210	T999	1.00	---	---	1.00
Subtotals			<u>1,882,448,981.00</u>	<u>1,759,490,131.79</u>	<u>---</u>	<u>122,958,849.21</u>
Totals			<u>\$ 8,294,429,921.00</u>	<u>\$ 7,590,686,517.32</u>	<u>\$ 296,637,423.89</u>	<u>\$ 407,105,979.79</u>

**STATE OF MISSOURI
SUMMARY OF APPROPRIATION ACTIVITY
DEBT SERVICE FUNDS
FOR THE APPROPRIATION YEAR 2008**

<u>OFFICE OF ADMINISTRATION</u>	<u>H.B. No.</u>	<u>Appr. No.</u>	<u>Appropriations</u>	<u>Expenditures and Transfers Out</u>	<u>Biennial Rollovers and Reappropriations to 2009</u>	<u>Lapse of Appropriations</u>
<u>Division of Accounting</u>						
Special Employment Security - Principal and Interest Fund (0205)						
BUFF PRIN & INTEREST PAY	05.185	7317	\$ 1.00	\$ ---	\$ ---	\$ 1.00
<u>Board of Fund Commissioners</u>						
Water Pollution Control Bond and Interest - Series B 2002 Fund (0200)						
STATE WPC BONDS	01.035	6162	18,018,719.00	18,018,718.76	---	0.24
Third State Building Bond Interest and Sinking - Series A 2002 Fund (0201)						
3RD STATE BLDG BONDS	01.060	6163	34,672,300.00	34,672,300.00	---	---
Fourth State Building Bond and Interest - Series A 2002 Fund (0202)						
4TH STATE BUILDING BONDS	01.020	6164	14,820,332.00	14,820,331.26	---	0.74
Water Pollution Control Bond and Interest - Series A 2003 Fund (0203)						
STATE WPC BONDS	01.035	6903	747,713.00	747,712.50	---	0.50
Third State Building Bond, Interest and Sinking - Series A 2003 Fund (0204)						
3RD STATE BLDG BONDS	01.060	6902	16,324,563.00	16,324,562.50	---	0.50
Fourth State Building Bond and Interest - Series A 2005 Fund (0206)						
4TH STATE BUILDING BONDS	01.020	1111	2,266,500.00	2,266,500.00	---	---
Water Pollution Control Bond and Interest - Series A 2007 Fund (0207)						
STATE WPC ADDL BONDS	01.040	4236	3,500,000.00	1,129,249.79	---	2,370,750.21
Water Pollution Control Bond and Interest - Series A 2005 Fund (0218)						
STATE WPC BONDS	01.035	1119	4,755,000.00	4,755,000.00	---	---
Stormwater Control Bond and Interest - Series A 2005 Fund (0219)						
STORMWATER CNTRL BONDS	01.050	1120	858,750.00	858,750.00	---	---
Water Pollution Control Bond and Interest - Series A 2002 Fund (0231)						
STATE WPC BONDS	01.035	5198	2,008,982.00	2,008,981.26	---	0.74

Stormwater Control Bond and Interest - Series A 2002 Fund (0239)							
STORMWATER CNTRL BONDS	01.050	5199	1,004,594.00	963,593.75	---	41,000.25	
Water Pollution Control Bond and Interest - Series A 2001 Fund (0244)							
STATE WPC BONDS	01.035	3018	1,432,688.00	1,428,687.50	---	4,000.50	
Stormwater Control Bond and Interest - Series A 2001 Fund (0245)							
STORMWATER CNTRL BONDS	01.050	3019	<u>716,183.00</u>	<u>704,432.50</u>	<u>---</u>	<u>11,750.50</u>	
Totals			<u>\$ 101,126,325.00</u>	<u>\$ 98,698,819.82</u>	<u>\$ ---</u>	<u>\$ 2,427,505.18</u>	

**STATE OF MISSOURI
SUMMARY OF APPROPRIATION ACTIVITY
CAPITAL PROJECTS FUNDS
FOR THE APPROPRIATION YEAR 2008**

	H.B. No.	Appr. No.	Appropriations	Expenditures and Transfers Out	Biennial Rollovers and Reappropriations to 2009	Lapse of Appropriations
<u>OFFICE OF ADMINISTRATION</u>						
<u>Division of Accounting</u>						
Veterans' Commission Capital Improvement Trust Fund (0304)						
UNEMPLOYMENT BENEFITS	05.495	6893	\$ 4,223.00	\$ 3,836.36	---	\$ 386.64
State Road Fund (0320)						
UNEMPLOYMENT BENEFITS	05.495	1141	869,811.00	591,450.51	---	278,360.49
<u>Information Technology Services Division</u>						
Veterans' Commission Capital Improvement Trust Fund (0304)						
DPS IT CONSOLIDATION E&E	05.025	1338	14,000.00	2,732.45	---	11,267.55
<u>Board of Fund Commissioners</u>						
Water Pollution Control - Series 2007 - 37G Fund (0329)						
BOND ISSUANCE COSTS	01.065	4237	75,000.00	30,460.32	---	44,539.68
Water Pollution Control - Series 2007 - 37E Fund (0330)						
BOND ISSUANCE COSTS	01.065	4238	75,000.00	32,998.68	---	42,001.32
<u>DEPARTMENT OF HEALTH AND SENIOR SERVICES</u>						
BPB - Series A 2003 Bond Proceeds - Projects Fund (0309)						
HEALTH LAB REDEVELOPMENT	17.055	2878	924,229.00	898,352.37	25,876.63	---
<u>DEPARTMENT OF TRANSPORTATION</u>						
State Road Bond Fund (0319)						
BOND PRINCIPAL & INTEREST	04.205	7485	111,729,000.00	82,953,271.70	---	28,775,728.30
State Road Fund (0320)						
FLEET FAC & INFO SYS E&E	04.230	0118	87,284,871.00	81,935,315.24	---	5,349,555.76
TRANSPORTATION ENHANCEMNT	04.210	1819	25,700,000.00	11,663,518.77	---	14,036,481.23
FERRY BOAT OPERATION GNTS	04.335	2267	160,000.00	160,000.00	---	---
SAFE ROUTES TO SCHOOL	04.215	2330	2,000,000.00	158,805.87	---	1,841,194.13

BOND PRINCIPAL & INTEREST	04.205	3550	105,955,000.00	84,666,673.53	---	21,288,326.47
MAINTENANCE E&E	04.215	4399	207,316,271.00	202,666,567.65	---	4,649,703.35
CONSTRUCTION E&E	04.205	4402	24,558,021.00	23,875,991.24	---	682,029.76
CONSTRUCTION	04.205	4403	796,696,000.00	661,017,028.76	---	135,678,971.24
MOTORIST ASSISTANCE E&E	04.225	6649	580,200.00	579,165.38	---	1,034.62
MOTOR CARRIER SRVC E&E	04.220	7049	2,136,019.00	1,206,784.43	---	929,234.57
ADMINISTRATION PS	04.200	7435	21,809,217.00	20,651,312.89	---	1,157,904.11
ADMINISTRATION E&E	04.200	7436	6,594,940.00	4,678,035.58	---	1,916,904.42
FRINGES ADMIN PS	04.200	7438	9,791,548.00	8,880,889.19	---	910,658.81
FRINGES ADMIN E&E	04.200	7439	11,140,658.00	10,704,046.90	---	436,611.10
CONSTRUCTION PS	04.205	7440	90,518,419.00	84,663,421.68	---	5,854,997.32
FRINGES CONSTRUCTION PS	04.205	7443	39,977,756.00	37,165,995.32	---	2,811,760.68
FRINGES CONSTRUCTION E&E	04.205	7444	880,105.00	184,756.51	---	695,348.49
MAINTENANCE PS	04.215	7445	146,620,028.00	142,340,258.62	---	4,279,769.38
FRINGES MAINTENANCE PS	04.215	7448	69,944,166.00	68,096,422.33	---	1,847,743.67
FRINGES MAINTENANCE E&E	04.215	7449	8,155,754.00	1,575,360.31	---	6,580,393.69
MOTOR CARRIER SRVC PS	04.220	7451	3,923,738.00	3,814,256.06	---	109,481.94
FRINGES MOTOR CARRIER PS	04.220	7458	1,235,372.00	1,193,445.02	---	41,926.98
FRINGES MOTOR CARRIER E&E	04.220	7459	15,635.00	3,869.34	---	11,765.66
MOTORIST ASSISTANCE PS	04.225	7460	1,982,695.00	1,968,328.55	---	14,366.45
FRINGES MOTOR ASSIST PS	04.225	7462	949,228.00	908,763.64	---	40,464.36
FRINGES MOTOR ASSIST E&E	04.225	7463	124,870.00	33,859.57	---	91,010.43
FLEET FAC & INFO SYS PS	04.230	7464	16,530,734.00	15,879,841.64	---	650,892.36
FRINGES FLT FAC&INFO-PS	04.230	7466	7,505,941.00	7,109,746.11	---	396,194.89
FRINGES FLT FAC&INFO-E&E	04.230	7467	213,322.00	50,715.85	---	162,606.15
MULTIMODAL OPS ADMIN PS	04.245	7468	357,131.00	331,962.22	---	25,168.78
FRINGES MULTIMODAL PS	04.245	7469	135,303.00	90,754.51	---	44,548.49
MULTIMODAL OPS ADMIN E&E	04.245	8904	19,897.00	16,862.50	---	3,034.50
State Road Fund - Series 2006 Fund (0327)						
CONSTRUCTION BONDS	04.205	2261	1.00	---	---	1.00
State Road Fund - Series 2007 Fund (0328)						
CONSTRUCTION BONDS	04.205	3576	563,100,591.00	548,108,405.47	---	14,992,185.53

DEPARTMENT OF NATURAL RESOURCES

Division of Environmental Quality

Water Pollution Control - Series 2002 - 37G
Fund (0301)

RURAL WATER&SEWER GRANTS	06.230	6136	140,831.00	---	---	140,831.00
Stormwater - Series A 2002 - 37H Fund (0302)						
STORMWATER GRANTS	06.230	6137	9,985,859.00	1,680,310.93	---	8,305,548.07
Water Pollution Control - Series 2007 - 37G Fund (0329)						
RURAL WTR SWR GRNT & LOAN	06.230	3263	16,668,994.00	1,451,158.69	---	15,217,835.31
Water Pollution Control - Series A 2007 - 37E Fund (0330)						
WASTEWATER FACILITY GRANT	06.230	3260	2,919,000.00	403,272.77	---	2,515,727.23
RURAL WTR SWR GRNT & LOAN	06.230	3262	3,660,000.00	---	---	3,660,000.00

**STATE OF MISSOURI
SUMMARY OF APPROPRIATION ACTIVITY
CAPITAL PROJECTS FUNDS
FOR THE APPROPRIATION YEAR 2008**

	H.B. No.	Appr. No.	Appropriations	Expenditures and Transfers Out	Biennial Rollovers and Reappropriations to 2009	Lapse of Appropriations
Water Pollution Control - Series A 2001 - 37E Fund (0385)						
WASTEWATER FACILITY GRANT	06.230	6134	81,000.00	81,000.00	---	---
Stormwater Control - Series A 2001 - 37H Fund (0387)						
STORMWATER GRANTS	06.230	7341	9,000,000.00	237,900.00	---	8,762,100.00
<u>DEPARTMENT OF PUBLIC SAFETY</u>						
Veterans' Commission Capital Improvement Trust Fund (0304)						
STATEWIDE M&R	18.010	3814	500,000.00	---	500,000.00	---
<u>Adjutant General</u>						
Veterans' Commission Capital Improvement Trust Fund (0304)						
VETS RECOGNITION PRG E&E	08.260	3430	538,840.00	307,100.98	---	231,739.02
VETS RECOGNITION PRG PS	08.260	6843	86,583.00	86,036.77	---	546.23
BPB - Series A 2003 Bond Proceeds - Projects Fund (0309)						
SPRINGFIELD NEW AVCRAD	17.170	6424	26,561.00	26,561.00	---	---
<u>Missouri Veterans' Commission</u>						
Veterans' Commission Capital Improvement Trust Fund (0304)						
VETERANS HOMES PS	08.185	0639	26,994.00	22,707.61	---	4,286.39
M&R STATEWIDE VCCITF	17.045	0704	222,051.00	34,108.13	187,942.87	---
M&R VC-CAPE-MEXICO HOME	17.160	0726	27,381.00	---	27,381.00	---
FT LEONARD WOOD CEMETERY	17.165	2887	424,362.00	332,701.25	91,660.75	---
VET HOME EMER GENERATORS	20.045	4128	3,988,767.00	2,432.46	3,986,334.00	0.54
CAPE VH FIRE LANE HYDRANT	20.050	4131	520,423.00	---	520,423.00	---
ADMIN & SERVICE PS	08.175	4481	924,036.00	875,074.56	---	48,961.44
ADMIN & SERVICE E&E	08.175	4482	643,150.00	595,243.29	---	47,906.71
VETERANS SVS OFFICER PRGM	08.180	5052	750,000.00	750,000.00	---	---
CAPE VH VARIOUS PROJECTS	17.155	6968	250,000.00	117,189.03	132,810.97	---
<u>DEPARTMENT OF SOCIAL SERVICES</u>						
Fourth State Building - Series A 1998 Fund (0382)						
M&R 4TH STATE PROJECTS	17.045	0701	511,442.00	511,441.06	0.94	---

DEPARTMENT OF CORRECTIONS

Fourth State Building - Series A 1998
Fund (0382)

M&R 4TH STATE PROJECTS	17.045	0701	1,325,607.00	1,325,607.00	---	---
------------------------	--------	------	--------------	--------------	-----	-----

Division of Adult Institutions

BPB-Series A 2003 Bond Proceeds-Projects
Fund (0309)

NECC NEW JUVENILE UNIT	17.230	6439	50,364.00	12,376.00	37,988.00	---
------------------------	--------	------	-----------	-----------	-----------	-----

Division of Probation and Parole

BPB-Series A 2003 Bond Proceeds-Projects
Fund (0309)

COMM SUPERVISION CTRS	17.225	6438	<u>730,255.00</u>	<u>455,725.54</u>	<u>274,529.46</u>	---
-----------------------	--------	------	-------------------	-------------------	-------------------	-----

Subtotals			<u>2,421,607,194.00</u>	<u>2,120,202,210.14</u>	<u>5,784,947.62</u>	<u>295,620,036.24</u>
-----------	--	--	-------------------------	-------------------------	---------------------	-----------------------

Appropriated Transfers Out To:

General Revenue Fund (0101)	05.540	T285	1,119.00	152.20	---	966.80
Social Security Contributions Fund (0702)	05.450	T293	20,115,590.00	19,997,082.06	---	118,507.94
State Retirement Contributions Fund (0701)	05.465	T297	435,560.00	416,086.06	---	19,473.94
Missouri State Employees' Deferred Compensation Incentive Plan Administration Administration Fund (0706)	05.480	T300	1,589,026.00	1,574,509.26	---	14,516.74
Missouri Consolidated Health Care Plan Benefit Fund (0765)	05.505	T304	610,308.00	579,098.01	---	31,209.99
Missouri Veterans' Homes Fund (0460)	08.190	T405	500,000.00	---	---	500,000.00
Third State Building Bond Interest and Sinking Series A 2002 Fund (0201)	05.270	T542	152.00	151.07	---	0.93
Water Pollution Control Bond and Interest - Series A 2002 Fund (0231)	05.270	T542	14,174.00	14,173.49	---	0.51
Stormwater Control Bond and Interest - Series A 2002 Fund (0239)	05.270	T542	339.00	338.73	---	0.27
Water Pollution Control Bond and Interest - Series A 2001 Fund (0244)	05.270	T542	3,134.00	3,133.11	---	0.89
Stormwater Control Bond and Interest - Series A 2001 Fund (0245)	05.270	T542	979.00	978.65	---	0.35
BPB - Series A 2003 Bond Proceeds - Projects Fund (0309)	05.270	T542	46,470.00	46,469.85	---	0.15
General Revenue Fund (0101)	05.280	T702	<u>108,458.00</u>	<u>108,458.00</u>	---	---

Subtotals			<u>23,425,309.00</u>	<u>22,740,630.49</u>	---	<u>684,678.51</u>
-----------	--	--	----------------------	----------------------	-----	-------------------

Totals			<u>\$ 2,445,032,503.00</u>	<u>\$ 2,142,942,840.63</u>	<u>\$ 5,784,947.62</u>	<u>\$ 296,304,714.75</u>
--------	--	--	----------------------------	----------------------------	------------------------	--------------------------

**STATE OF MISSOURI
SUMMARY OF APPROPRIATION ACTIVITY
PERMANENT FUNDS
FOR THE APPROPRIATION YEAR 2008**

	H.B. No.	Appr. No.	Appropriations	Expenditures and Transfers Out	Biennial Rollovers and Reappropriations to 2009	Lapse of Appropriations
<u>DEPARTMENT OF HEALTH AND SENIOR SERVICES</u>						
<u>Division of Community and Public Health</u>						
Champ W. Smith and Mary C. Smith Memorial Endowment Trust Fund (0873)						
CHILD W/SPECIAL NEEDS	10.660	7727	\$ 35,000.00	\$ ---	\$ ---	\$ 35,000.00
<u>DEPARTMENT OF NATURAL RESOURCES</u>						
Confederate Memorial Park Fund (0812)						
REFUND ACCOUNTS	06.385	3546	165.00	---	---	165.00
Subtotals			35,165.00	---	---	35,165.00
Appropriated Transfers Out To:						
General Revenue Fund (0101)	05.280	T822	29.00	29.00	---	---
General Revenue Fund (0101)	05.280	T853	173.00	173.00	---	---
General Revenue Fund (0101)	05.280	T968	5.00	5.00	---	---
Subtotals			207.00	207.00	---	---
Totals			\$ 35,372.00	\$ 207.00	\$ ---	\$ 35,165.00

**STATE OF MISSOURI
SUMMARY OF APPROPRIATION ACTIVITY
ENTERPRISE FUNDS
FOR THE APPROPRIATION YEAR 2008**

	H.B. No.	Appr. No.	Appropriations	Expenditures and Transfers Out	Biennial Rollovers and Reappropriations to 2009	Lapse of Appropriations
<u>EXECUTIVE</u>						
<u>Attorney General</u>						
Petroleum Storage Tank Insurance Fund (0585)						
ATTORNEY GENERAL ST OWNED	13.170	3727	\$ 1,195.00	\$ 1,194.92	\$ ---	\$ 0.08
ATTORNEY GENERAL PS	12.195	4203	24,377.00	24,371.60	---	5.40
Lottery Enterprise Fund (0657)						
ATTORNEY GENERAL ST OWNED	13.170	2682	2,965.00	2,964.08	---	0.92
ATTORNEY GENERAL PS	12.195	3335	53,647.00	53,647.00	---	---
<u>OFFICE OF ADMINISTRATION</u>						
Federal Surplus Property Fund (0407)						
OA STATE OWNED	13.035	3749	30,670.00	30,669.76	---	0.24
<u>Division of Accounting</u>						
Federal Surplus Property Fund (0407)						
UNEMPLOYMENT BENEFITS	05.495	7430	2,507.00	---	---	2,507.00
State Fair Fees Fund (0410)						
UNEMPLOYMENT BENEFITS	05.495	5991	24,938.00	8,753.38	---	16,184.62
State Park Earnings Fund (0415)						
UNEMPLOYMENT BENEFITS	05.495	5992	21,354.00	14,216.37	---	7,137.63
Missouri Veterans' Homes Fund (0460)						
UNEMPLOYMENT BENEFITS	05.495	5993	175,804.00	123,719.78	---	52,084.22
Lottery Enterprise Fund (0657)						
UNEMPLOYMENT BENEFITS	05.495	6146	6,748.00	1,974.00	---	4,774.00
<u>Division of Facilities, Design and Construction</u>						
Missouri Veterans' Homes Fund (0460)						
CONTINGENCY SHRTFL ST OWN	14.230	2617	312.00	---	---	312.00
<u>Information Technology Services Division</u>						
Federal Surplus Property Fund (0407)						
OA IT CONSOLDIATION E&E	05.025	3605	12,636.00	1,419.98	---	11,216.02
Single-Purpose Animal Facilities Loan Program Fund (0408)						
MDA IT CONSOLIDATION PS	05.025	1341	416.00	410.93	---	5.07
MDA IT CONSOLIDATION E&E	05.025	1342	1,162.00	777.46	---	384.54

State Fair Fees Fund (0410)							
MDA IT CONSOLIDATION PS	05.025	1343	11,731.00	11,695.01	---	35.99	
MDA IT CONSOLIDATION E&E	05.025	1344	9,704.00	9,697.37	---	6.63	
State Park Earnings Fund (0415)							
DNR IT CONSOLIDATION PS	05.025	1345	33,627.00	8,087.62	---	25,539.38	
DNR IT CONSOLIDATION E&E	05.025	1346	200,500.00	171,574.71	---	28,925.29	
Natural Resources Revolving Services Fund (0425)							
DNR IT CONSOLIDATION E&E	05.025	1347	5,702.00	5,381.62	---	320.38	
Historic Preservation Revolving Fund (0430)							
DNR IT CONSOLIDATION E&E	05.025	1348	1,975.00	480.00	---	1,495.00	
DNR IT CONSOLIDATION PS	05.025	1989	10,539.00	5,912.18	---	4,626.82	
Missouri Veterans' Homes Fund (0460)							
DPS IT CONSOLIDATION PS	05.025	1349	393,974.00	391,602.82	---	2,371.18	
DPS IT CONSOLIDATION E&E	05.025	1350	542,627.00	449,515.81	---	93,111.19	
Petroleum Storage Tank Insurance Fund (0585)							
DNR IT CONSOLIDATION E&E	05.025	1657	73,509.00	72,530.19	---	978.81	
Revenue Information Fund (0619)							
DOR IT CONSOLIDATION PS	05.025	2236	189,173.00	189,086.00	---	87.00	
DOR IT CONSOLIDATION E&E	05.025	2858	57,508.00	51,428.10	---	6,079.90	
DOR IT CNSL REPLM SYS E&E	05.025	4226	7,169,915.00	---	---	7,169,915.00	

Division of Purchasing and Materials Management

Federal Surplus Property Fund (0407)							
FIXED PRICE VEHICLE PRGM	05.050	0825	1,965,000.00	1,929,326.72	---	35,673.28	
SURPLUS PROPERTY PS	05.050	9347	812,292.00	636,538.33	---	175,753.67	
SURPLUS PROPERTY E&E	05.050	9348	711,638.00	691,281.26	---	20,356.74	
SURPLUS PROPERTY RECYCLE	05.055	9349	59,610.00	56,731.32	---	2,878.68	

DEPARTMENT OF AGRICULTURE

Single-Purpose Animal Facilities Loan Program Fund (0408)							
AGRICULTURE STATE OWNED	13.050	2544	3,359.00	3,358.64	---	0.36	
State Fair Fees Fund (0410)							
REPLACEMENT VEHICLES	06.020	3672	43,550.00	---	---	43,550.00	

Agri Business Development Division

Single-Purpose Animal Facilities Loan Program Fund (0408)							
AG&SMALL BUS DEV AUTH PS	06.040	1790	103,770.00	97,366.98	---	6,403.02	
AG&SMALL BUS DEV AUTH E&E	06.040	1795	21,785.00	5,354.15	---	16,430.85	

**STATE OF MISSOURI
SUMMARY OF APPROPRIATION ACTIVITY
ENTERPRISE FUNDS
FOR THE APPROPRIATION YEAR 2008**

	H.B. No.	Appr. No.	Appropriations	Expenditures and Transfers Out	Biennial Rollovers and Reappropriations to 2009	Lapse of Appropriations
Single-Purpose Animal Facilities Loan Guarantee Fund (0409)						
SINGL ANIMAL FAC LOAN PRG	06.050	6887	1.00	---	---	1.00
Agricultural Product Utilization and Business Development Loan Guarantee Fund (0411)						
MO VALUE-ADDED LOAN PRG	06.060	6888	1.00	---	---	1.00
<u>Missouri State Fair</u>						
State Fair Fees Fund (0410)						
FUNDING TO START FAIR	06.115	0228	75,000.00	54,540.00	---	20,460.00
STATE FAIR ADMIN PS	06.110	0270	1,275,799.00	903,997.55	---	371,801.45
STATE FAIR ADMIN E&E	06.110	0274	2,866,825.00	2,123,203.48	---	743,621.52
STATE FAIR EQUIP REPLACE	06.120	1878	166,062.00	14,920.97	---	151,141.03
<u>DEPARTMENT OF NATURAL RESOURCES</u>						
State Park Earnings Fund (0415)						
SALES TAX GR REIMBURSE	06.390	2379	230,800.00	182,425.39	---	48,374.61
REFUND ACCOUNTS	06.385	2737	31,095.00	22,777.19	---	8,317.81
Natural Resources Revolving Services Fund (0425)						
DNR REVOLVING FUND	06.380	2132	2,476,244.00	2,234,253.69	---	241,990.31
DNR STATE OWNED	13.060	2707	2,294.00	2,293.52	---	0.48
SALES TAX GR REIMBURSE	06.390	3085	4,200.00	1,648.11	---	2,551.89
REFUND ACCOUNTS	06.385	3372	1,619.00	1,367.84	---	251.16
Historic Preservation Revolving Fund (0430)						
DNR STATE OWNED	13.060	2708	2,352.00	2,351.12	---	0.88
REFUND ACCOUNTS	06.385	3373	165.00	---	---	165.00
Petroleum Storage Tank Insurance Fund (0585)						
DNR LEASING	13.060	4313	43,787.00	39,309.45	---	4,477.55
<u>Division of Environmental Quality</u>						
Petroleum Storage Tank Insurance Fund (0585)						
PETROLEUM RELATED ACT PS	06.295	0925	782,670.00	583,176.00	---	199,494.00
PETROLEUM REALTED ACT E&E	06.295	0926	280,010.00	231,217.57	---	48,792.43

Petroleum Storage Tank Insurance Board

Petroleum Storage Tank Insurance Fund (0585)

PETRO STORAGE TANK REFUND	06.290	2880	80,000.00	54,783.92	---	25,216.08
PETRO STORAGE TANK BD PS	06.290	3532	184,808.00	117,354.92	---	67,453.08
PETRO STORAGE TANK BD E&E	06.290	3533	2,101,000.00	1,320,298.97	---	780,701.03
PETRO STORAGE TANK INSUR	06.290	3534	24,990,000.00	18,088,327.60	---	6,901,672.40

Environmental Improvement and Energy**Resources**State Environmental Improvement Authority
Fund (0654)

EIERA	06.405	8029	1.00	---	---	1.00
-------	--------	------	------	-----	-----	------

Department Operations

State Park Earnings Fund (0415)

DEPT OPERATIONS E&E	06.200	2142	81,030.00	22,850.58	---	58,179.42
DT OP-CONTRACT AUDITS E&E	06.200	2293	36,138.00	8,040.00	---	28,098.00

Natural Resources Revolving Services
Fund (0425)

DEPT OPERATIONS PS	06.200	2141	39,056.00	39,053.59	---	2.41
DEPT OPERATIONS E&E	06.200	2143	6,616.00	1,258.64	---	5,357.36

Division of Geology and Land SurveyNatural Resources Revolving Services
Fund (0425)

DGLS OPERATION PS	06.215	1907	26,004.00	25,844.45	---	159.55
-------------------	--------	------	-----------	-----------	-----	--------

Division of State Parks

State Park Earnings Fund (0415)

M&R DNR STATEWIDE SPEF	17.090	0714	1,003,546.00	5,510.71	998,035.29	---
STATE PARKS CI	17.095	0732	387,077.00	158,623.64	228,453.36	---
STATE PARKS EXHIBITS	17.100	0741	468,639.00	103,293.85	365,345.15	---
STATE PARKS LAND	17.105	0742	137,999.00	108,707.01	29,291.99	---
STATE PARK OPERATION PS	06.310	1940	764,368.00	764,357.76	---	10.24
STATE PARK OPERATION E&E	06.310	1941	2,860,187.00	2,232,340.34	---	627,846.66
PARKS RESALE	06.330	1971	660,000.00	638,078.37	---	21,921.63
PARKS CONCESSIONS DEFAULT	06.335	1972	200,000.00	19,358.91	---	180,641.09
GIFTS TO PARKS	06.325	2392	72,390.00	52,748.00	---	19,642.00
STATE PARK GRANTS	06.340	2394	175,000.00	23,596.54	---	151,403.46
PAHETSI DEVELOPMENT	17.110	2883	350,000.00	---	350,000.00	---
DNR ROADS PARKING TRAILS	18.060	4051	780,000.00	95,249.72	684,750.28	---
DNR SPENDING AUTHORITY	18.065	4054	263,334.00	228,395.34	34,938.66	---
DNR LAND PURCHASES	20.025	4114	661,000.00	661,000.00	---	---
DNR SPENDING AUTHORITY	20.030	4116	1,210,824.00	9,442.40	50,000.00	1,151,381.60
VARIOUS LEWIS&CLARK PROJ	17.085	6405	372,714.00	---	372,714.00	---

**STATE OF MISSOURI
SUMMARY OF APPROPRIATION ACTIVITY
ENTERPRISE FUNDS
FOR THE APPROPRIATION YEAR 2008**

	H.B. No.	Appr. No.	Appropriations	Expenditures and Transfers Out	Biennial Rollovers and Reappropriations to 2009	Lapse of Appropriations
Historic Preservation Revolving Fund (0430)						
HISTORIC PRESERVATION PS	06.350	1885	206,208.00	158,638.98	---	47,569.02
HISTORIC PRESERVATION E&E	06.350	1886	34,169.00	23,666.58	---	10,502.42
HISTORIC PRESERV GRANTS	06.360	4168	909,743.00	162,636.91	---	747,106.09
<u>DEPARTMENT OF PUBLIC SAFETY</u>						
Missouri Veterans' Homes Fund (0460)						
PUBLIC SAFETY STATE OWNED	13.080	2629	104,665.00	104,664.56	---	0.44
PUBLIC SAFETY LEASING	13.080	6078	32,362.00	28,259.94	---	4,102.06
<u>Missouri Veterans' Commission</u>						
Missouri Veterans' Homes Fund (0460)						
VETERANS HOMES PS	08.185	2342	33,542,610.00	33,540,665.07	---	1,944.93
VETERANS HOMES E&E	08.185	2344	3,343,517.00	3,343,512.36	---	4.64
VETERANS HOMES OVERTIME	08.185	7110	2,353,062.00	1,958,184.69	---	394,877.31
ADMIN & SERVICE PS	08.175	8735	493,579.00	394,819.37	---	98,759.63
ADMIN & SERVICE E&E	08.175	8737	134,078.00	120,904.67	---	13,173.33
<u>DEPARTMENT OF REVENUE</u>						
<u>Fiscal Services</u>						
Revenue Information Fund (0619)						
POSTAGE	04.010	0081	192,802.00	192,802.00	---	---
FISCAL SERV E&E	04.005	1758	114,433.00	22,212.56	---	92,220.44
FISCAL SERV	04.005	1759	5,000.00	72.81	---	4,927.19
<u>Customer Services - MVDL</u>						
Revenue Information Fund (0619)						
CS MV-DL-CAB PS	04.005	1718	281,470.00	281,443.76	---	26.24
CS MV-DL-CAB E&E	04.005	1719	199,914.00	185,262.08	---	14,651.92
<u>Customer Services - Taxation</u>						
Petroleum Storage Tank Insurance Fund (0585)						
CUST SERV TAX PS	04.005	1704	25,754.00	23,743.15	---	2,010.85
CUST SERV TAX E&E	04.005	1705	1,127.00	---	---	1,127.00

Missouri Lottery Commission

Lottery Enterprise Fund (0657)

M&R LOTTERY HQ	17.035	0923	26,833.00	---	26,833.00	---
LOTTERY STATE OWNED	13.025	2789	4,313.00	2,699.68	---	1,613.32
LOTTERY LEASING	13.025	3307	410,682.00	353,431.68	---	57,250.32
LOTTERY COMMISSION PRIZES	04.175	6215	125,000,000.00	121,255,191.05	---	3,744,808.95
LOTTERY COMMISSION PS	04.170	9156	7,147,512.00	6,927,670.11	---	219,841.89
LOTTERY COMMISSION E&E	04.170	9157	32,484,002.00	31,397,564.38	---	1,086,437.62

Subtotals

			<u>265,978,709.00</u>	<u>236,705,111.62</u>	<u>3,140,361.73</u>	<u>26,133,235.65</u>
--	--	--	-----------------------	-----------------------	---------------------	----------------------

Appropriated Transfers Out To:

Lottery Proceeds Fund (0291)	04.180	T275	270,150,000.00	265,051,179.00	---	5,098,821.00
General Revenue Fund (0101)	05.540	T285	1,299,457.00	868,782.27	---	430,674.73
Social Security Contributions Fund (0702)	05.450	T293	3,604,991.00	3,520,793.10	---	84,197.90
State Retirement Contributions Fund (0701)	05.465	T297	6,535,828.00	5,763,899.91	---	771,928.09
Missouri State Employees' Deferred Compensation Incentive Plan Administration Administration Fund (0706)	05.480	T300	177,956.00	176,061.55	---	1,894.45
Missouri Consolidated Health Care Plan Benefit Fund (0765)	05.505	T304	10,388,176.00	10,154,499.50	---	233,676.50
Natural Resources Cost Allocation Fund (0500)	06.395	T320	696,535.00	642,054.00	---	54,481.00
Natural Resources Cost Allocation Fund (0500)	06.395	T322	48,282.00	44,507.00	---	3,775.00
Natural Resources Cost Allocation Fund (0500)	06.395	T327	187,454.00	---	---	187,454.00
Social Services and Other Sources Fund (0610)	05.060	T432	30,000.00	30,000.00	---	---
State Highways and Transportation Department Fund (0644)	04.160	T534	975,000.00	---	---	975,000.00
General Revenue Fund (0101)	05.265	T541	1.00	---	---	1.00
General Revenue Fund (0101)	05.270	T542	1.00	---	---	1.00
General Revenue Fund (0101)	05.280	T704	1,488.00	1,488.00	---	---
General Revenue Fund (0101)	05.280	T705	56,497.00	56,497.00	---	---
General Revenue Fund (0101)	05.280	T707	98,658.00	98,658.00	---	---
General Revenue Fund (0101)	05.280	T709	15,376.00	15,376.00	---	---
General Revenue Fund (0101)	05.280	T710	1,547.00	1,547.00	---	---
General Revenue Fund (0101)	05.280	T711	642,609.00	642,609.00	---	---
General Revenue Fund (0101)	05.280	T749	123,459.00	123,459.00	---	---
General Revenue Fund (0101)	05.280	T765	7,849.00	7,849.00	---	---
State Facility Maintenance and Operation Fund (0501)	13.030	T940	123,254.00	123,254.00	---	---
State Facility Maintenance and Operation Fund (0501)	13.055	T941	335,807.00	335,807.00	---	---

Subtotals

			<u>295,500,225.00</u>	<u>287,658,320.33</u>	<u>---</u>	<u>7,841,904.67</u>
--	--	--	-----------------------	-----------------------	------------	---------------------

Totals

			<u>\$ 561,478,934.00</u>	<u>\$ 524,363,431.95</u>	<u>\$ 3,140,361.73</u>	<u>\$ 33,975,140.32</u>
--	--	--	--------------------------	--------------------------	------------------------	-------------------------

**STATE OF MISSOURI
SUMMARY OF APPROPRIATION ACTIVITY
INTERNAL SERVICE FUNDS
FOR THE APPROPRIATION YEAR 2008**

	H.B. No.	Appr. No.	Appropriations	Expenditures and Transfers Out	Biennial Rollovers and Reappropriations to 2009	Lapse of Appropriations
<u>LEGISLATURE</u>						
<u>Senate</u>						
Senate Revolving Fund (0535)						
SENATE CONTINGENT EXP	12.500	4505	\$ 40,000.00	\$ ---	\$ ---	\$ 40,000.00
<u>House of Representatives</u>						
House of Representatives Revolving Fund (0520)						
HOUSE REVOLVING FUND	12.505	3165	45,000.00	14,785.70	---	30,214.30
<u>JUDICIARY</u>						
<u>Judicial Proceedings and Review</u>						
Supreme Court Publications Revolving Fund (0525)						
JUD PROCEED & REVIEW E&E	12.300	4506	150,000.00	102,475.91	---	47,524.09
<u>EXECUTIVE</u>						
<u>State Treasurer</u>						
Central Check Mailing Service Revolving Fund (0515)						
STATE TREASURER PS	12.145	0843	22,309.00	22,019.00	---	290.00
STATE TREASURER E&E	12.145	2212	225,000.00	76,687.09	---	148,312.91
<u>OFFICE OF ADMINISTRATION</u>						
State Facility Maintenance and Operation Fund (0501)						
OFFICE OF ADMINISTRATION	13.035	1066	434,526.00	301,103.38	---	133,422.62
OA STATE OWNED	13.035	2612	522,494.00	522,492.69	---	1.31
Office of Administration Revolving Administrative Trust Fund (0505)						
M&R D&C SETTLEMENT	17.050	0709	1.00	---	1.00	---
OFFICE OF ADMINISTRATION	13.035	1067	221,686.00	187,962.24	---	33,723.76
MULTI TENANT ST OWN	13.040	2777	473,568.00	473,566.99	---	1.01
MULTI TENANT	13.040	6194	144,483.00	134,397.54	---	10,085.46

Division of Accounting

Natural Resources Cost Allocation Fund (0500)							
UNEMPLOYMENT BENEFITS	05.495	6155	9,697.00	9,696.57	---	0.43	
State Facility Maintenance and Operation Fund (0501)							
UNEMPLOYMENT BENEFITS	05.495	5994	51,678.00	22,198.58	---	29,479.42	
Office of Administration Revolving Administrative Trust Fund (0505)							
UNEMPLOYMENT BENEFITS	05.495	5999	43,341.00	88.00	---	43,253.00	
Working Capital Revolving Fund (0510)							
UNEMPLOYMENT BENEFITS	05.495	6000	9,055.00	4,012.52	---	5,042.48	
Economic Development Administrative Fund (0547)							
UNEMPLOYMENT BENEFITS	05.495	6673	5,862.00	99.87	---	5,762.13	
Professional Registration Fees Fund (0689)							
UNEMPLOYMENT BENEFITS	05.495	6006	794.00	77.75	---	716.25	

Information Technology Services Division

Natural Resources Cost Allocation Fund (0500)						
DNR IT CONSOLIDATION PS	05.025	1351	1,480,684.00	1,402,808.08	---	77,875.92
DNR IT CONSOLIDATION E&E	05.025	1360	2,771,189.00	2,611,496.76	---	159,692.24
OA IT CONSOLIDATION PS	05.025	3655	1.00	---	---	1.00
OA IT CONSOLIDATION E&E	05.025	3656	1.00	---	---	1.00
State Facility Maintenance and Operation Fund (0501)						
OA IT CONSOLIDATION PS	05.025	3610	88,922.00	88,908.37	---	13.63
OA IT CONSOLIDATION E&E	05.025	3611	143,987.00	131,960.75	---	12,026.25
DIFP Administrative Fund (0503)						
DIFP IT CONSOLIDATION PS	05.025	3691	96,473.00	83,835.27	---	12,637.73
DIFP IT CONSOLIDATION E&E	05.025	3692	24,336.00	5,719.56	---	18,616.44
Office of Administration Revolving Administrative Trust Fund (0505)						
OA IT CONSOLIDATION PS	05.025	3601	6,427,373.00	5,307,682.89	---	1,119,690.11
OA IT CONSOLIDATION E&E	05.025	3602	23,043,783.00	16,824,094.87	---	6,219,688.13
TELECOM REVOLVING FUND	05.030	6334	30,005,000.00	25,753,125.89	---	4,251,874.11
Working Capital Revolving Fund (0510)						
DOC IT CONSOLIDATION PS	05.025	1362	61,518.00	50,614.50	---	10,903.50
DOC IT CONSOLIDATION E&E	05.025	1363	170,410.00	105,503.15	---	64,906.85
Inmate Revolving Fund (0540)						
DOC IT CONSOLIDATION E&E	05.025	2253	15,200.00	15,200.00	---	---
Social Services Administrative Trust Fund (0545)						
DSS IT CONSOLIDATION PS	05.025	1365	35,476.00	---	---	35,476.00
DSS IT CONSOLIDATION E&E	05.025	1366	402,972.00	---	---	402,972.00

**STATE OF MISSOURI
SUMMARY OF APPROPRIATION ACTIVITY
INTERNAL SERVICE FUNDS
FOR THE APPROPRIATION YEAR 2008**

	H.B. No.	Appr. No.	Appropriations	Expenditures and Transfers Out	Biennial Rollovers and Reappropriations to 2009	Lapse of Appropriations
Economic Development Administrative Fund (0547)						
DED IT CONSOLIDATION PS	05.025	1369	662,072.00	543,254.86	---	118,817.14
DED IT CONSOLIDATION E&E	05.025	1371	1,284,007.00	205,339.55	---	1,078,667.45
Professional Registration Fees Fund (0689)						
DIFP IT CONSOLIDATION PS	05.025	1615	295,959.00	241,635.41	---	54,323.59
DIFP IT CONSOLIDATION E&E	05.025	1616	919,694.00	339,525.72	---	580,168.28
<u>Division of Facilities Management,</u>						
<u>Design and Construction</u>						
State Facility Maintenance and Operation Fund (0501)						
FM DC OPERATIONS E&E	05.080	2148	66,916,808.00	64,736,027.98	---	2,180,780.02
FM DC OPERATIONS PS	05.080	2605	18,701,238.00	18,218,266.50	---	482,971.50
FACILITY SERVICES	05.095	2607	1,564,187.00	1,194,955.53	---	369,231.47
MANSION DONATIONS	05.075	3046	30,000.00	1,036.04	---	28,963.96
Office of Administration Revolving Administrative Trust Fund (0505)						
ENERGY CONSERVATION E&E	05.085	2080	37,567,394.00	37,567,388.15	---	5.85
CLASS ACTION SETTLEMENTS	18.025	4039	1.00	---	1.00	---
COST REIMBURSEMENT	18.030	4042	1.00	---	1.00	---
<u>Division of General Services</u>						
Office of Administration Revolving Administrative Trust Fund (0505)						
DIV OF GENERAL SERVS PS	05.100	4538	2,447,999.00	2,103,386.93	---	344,612.07
DIV OF GENERAL SERVS E&E	05.100	4540	1,089,728.00	753,368.03	---	336,359.97
REBILLABLE EXPENSES	05.120	6259	11,700,000.00	8,441,231.21	---	3,258,768.79
<u>Division of Personnel</u>						
Office of Administration Revolving Administrative Trust Fund (0505)						
DIV PERSONNEL E&E	05.035	2249	315,716.00	161,285.69	---	154,430.31
DIV PERSONNEL PS	05.035	8007	66,791.00	25,148.88	---	41,642.12
<u>Division of Purchasing and Materials Management</u>						
Office of Administration Revolving Administrative Trust Fund (0505)						
BID & PERFORM BOND REFUND	05.045	7349	2,112,000.00	1,575,000.00	---	537,000.00

Governor's Council DisabilityOffice of Administration Revolving Administrative
Trust Fund (0505)

GOV CNSL ON DISABILITY EE	05.150	3210	40,000.00	28,059.30	---	11,940.70
---------------------------	--------	------	-----------	-----------	-----	-----------

Missouri Public Entity Risk ManagementOffice of Administration Revolving Administrative
Trust Fund (0505)

MOPERM PS	05.155	8471	626,377.00	521,772.41	---	104,604.59
MOPERM E&E	05.155	8472	61,847.00	17,520.70	---	44,326.30

**DEPARTMENT OF INSURANCE,
FINANCIAL INSTITUTIONS AND
PROFESSIONAL REGISTRATION**

DIFP Administrative Fund (0503)

DEPT ADMINISTRATION PS	07.400	3652	148,661.00	95,452.54	---	53,208.46
DEPT ADMINISTRATION E&E	07.400	3653	42,157.00	5,268.46	---	36,888.54

Professional Registration

Professional Registration Fees Fund (0689)

EXAMINATION & OTHER FEES	07.460	1010	128,000.00	122,368.96	---	5,631.04
PR ADMINISTRATION PS	07.460	1032	2,955,167.00	2,735,491.70	---	219,675.30
PR ADMINISTRATION E&E	07.460	2207	1,027,514.00	998,740.50	---	28,773.50
INSURANCE LEASING	13.070	3736	13,011.00	10,040.00	---	2,971.00
INSURANCE STATE OWNED	13.070	3737	199,651.00	199,650.12	---	0.88
PR REFUNDS	07.460	5407	95,000.00	61,424.27	---	33,575.73

DEPARTMENT OF ECONOMIC DEVELOPMENTEconomic Development Administrative
Fund (0547)

DED LEASING	13.065	2471	4,045.00	658.40	---	3,386.60
DED STATE OWNED	13.065	2567	6,642.00	6,630.72	---	11.28

Administrative ServicesEconomic Development Administrative
Fund (0547)

REFUNDS	07.005	0812	11,455.00	11,454.69	---	0.31
ADMINISTRATIVE SVS E&E	07.005	2174	656,507.00	49,600.91	---	606,906.09
ADMINISTRATIVE SVS PS	07.005	3614	555,856.00	225,054.80	---	330,801.20

Economic Development AgenciesEconomic Development Administrative
Fund (0547)

MO MANF EXT PARTNERSHIP	07.025	2024	2,600,000.00	---	---	2,600,000.00
SALES PS	07.015	2404	6,427.00	---	---	6,427.00
MARKETING PS	07.015	2430	41,437.00	14,726.67	---	26,710.33

**STATE OF MISSOURI
SUMMARY OF APPROPRIATION ACTIVITY
INTERNAL SERVICE FUNDS
FOR THE APPROPRIATION YEAR 2008**

	H.B. No.	Appr. No.	Appropriations	Expenditures and Transfers Out	Biennial Rollovers and Reappropriations to 2009	Lapse of Appropriations
<u>DEPARTMENT OF MENTAL HEALTH</u>						
Office of Administration Revolving Administrative Trust Fund (0505)						
M&R D&C SETTLEMENT	17.050	0709	16,863.00	---	16,863.00	---
<u>Division of Alcohol and Drug Abuse</u>						
Inmate Revolving Fund (0540)						
ADA TREATMENT SVC	10.110	1047	1,070,084.00	672,553.55	---	397,530.45
<u>Division of Comprehensive Psychiatric Services</u>						
Mental Health Interagency Payments Fund (0109)						
SRV CHILD DIV&DYS CLTS PS	10.230	0354	504,597.00	6,266.71	---	498,330.29
SRV CHILD DIV&DYS CLTS EE	10.230	2060	74,700.00	65,679.10	---	9,020.90
FULTON STATE HOSPITAL E&E	10.300	5273	500,000.00	222,372.82	---	277,627.18
<u>Division of Mental Retardation - Developmental Disabilities</u>						
Mental Health Interagency Payments Fund (0109)						
DFS CLIENTS	10.410	0399	3,055,763.00	3,055,762.57	---	0.43
<u>DEPARTMENT OF NATURAL RESOURCES</u>						
Natural Resources Cost Allocation Fund (0500)						
DNR STATE OWNED	13.060	2709	247,802.00	247,801.52	---	0.48
REFUND ACCOUNTS	06.385	2738	4,478.00	---	---	4,478.00
DNR LEASING	13.060	4307	4,783.00	4,607.38	---	175.62
<u>Department Operations</u>						
Natural Resources Cost Allocation Fund (0500)						
DEPT OPERATIONS PS	06.200	1813	2,443,650.00	2,345,667.73	---	97,982.27
DEPT OPERATIONS E&E	06.200	1815	595,639.00	554,185.43	---	41,453.57
<u>Water Resources Center</u>						
Natural Resources Cost Allocation Fund (0500)						
WATER RESOURCES PS	06.215	7012	44,024.00	44,020.32	---	3.68

Division of Environmental Quality

Natural Resources Cost Allocation Fund (0500)							
ENVIRONMENTAL QUALITY PS	06.215	1873	935,833.00	861,302.15	---	74,530.85	
ENVIRONMENTAL QUALITY E&E	06.215	1879	143,924.00	136,918.48	---	7,005.52	

Division of Geology and Land Survey

Natural Resources Cost Allocation Fund (0500)						
DGLS OPERATION PS	06.215	2402	87,504.00	87,401.44	---	102.56
DGLS OPERATION E&E	06.215	2409	4,198.00	3,211.05	---	986.95

Division of State Parks

Natural Resources Cost Allocation Fund (0500)						
STATE PARK OPERATION PS	06.310	1952	951,319.00	915,710.60	---	35,608.40
STATE PARK OPERATION E&E	06.310	1953	138,373.00	53,803.29	---	84,569.71

Field Services Division

Natural Resources Cost Allocation Fund (0500)						
FIELD SERVICES PS	06.215	2216	189,409.00	186,860.71	---	2,548.29

DEPARTMENT OF PUBLIC SAFETY

Adjutant General

Adjutant General Revolving Fund (0530)						
A G ARMORY RENTALS	08.270	4767	55,000.00	54,636.05	---	363.95

DEPARTMENT OF SOCIAL SERVICES

Office of Administration Revolving Administrative Trust Fund (0505)						
SOCIAL SRVS STATE OWNED	13.135	1977	105,501.00	105,501.00	---	---

Division of Budget and Finance

Social Services Administrative Trust Fund (0545)						
BUDGET & FINANCE PS	11.035	1915	3,851.00	---	---	3,851.00
BUDGET & FINANCE E&E	11.035	1916	317.00	---	---	317.00

Division of General Services

Social Services Administrative Trust Fund (0545)						
CENTRALIZED INVENTORY SYS	11.055	1008	5,447,752.00	5,417,943.70	---	29,808.30

**STATE OF MISSOURI
SUMMARY OF APPROPRIATION ACTIVITY
INTERNAL SERVICE FUNDS
FOR THE APPROPRIATION YEAR 2008**

	H.B. No.	Appr. No.	Appropriations	Expenditures and Transfers Out	Biennial Rollovers and Reappropriations to 2009	Lapse of Appropriations
<u>DEPARTMENT OF CORRECTIONS</u>						
Working Capital Revolving Fund (0510)						
CORRECTIONS LEASING	13.110	6073	261,379.00	168,966.52	---	92,412.48
OVERTIME-WCRF	09.065	7259	15,001.00	---	---	15,001.00
WORKFORCE READINESS E&E	09.220	7270	350,000.00	---	---	350,000.00
<u>Division of Human Services</u>						
Inmate Revolving Fund (0540)						
DHS STAFF PS	09.035	6067	311,914.00	189,944.91	---	121,969.09
DHS STAFF E&E	09.035	6068	63,049.00	15,334.31	---	47,714.69
<u>Division of Offender Rehabilitative Services</u>						
Working Capital Revolving Fund (0510)						
VOCATIONAL ENTERPRIS E&E	09.235	2776	25,645,726.00	23,781,135.61	---	1,864,590.39
VOCATIONAL ENTERPRISES PS	09.235	2967	7,896,208.00	6,498,215.52	---	1,397,992.48
PRISON INDUSTRY ENHANCE	09.240	3155	962,762.00	---	---	962,762.00
<u>Division of Adult Institutions</u>						
Inmate Revolving Fund (0540)						
BOONVILLE CORR CTR	09.120	1083	32,263.00	---	---	32,263.00
OZARK CORR CTR PS	09.095	1996	319,313.00	306,723.95	---	12,589.05
TIPTON CORR CTR	09.155	6069	85,637.00	11,961.05	---	73,675.95
KC COMM RELEASE CTR	09.255	6072	46,042.00	38,988.50	---	7,053.50
CHILLICOTHE CORR CTR PS	09.115	6112	27,018.00	23,834.26	---	3,183.74
OVERTIME-IRF	09.065	7260	15,001.00	9,593.45	---	5,407.55
<u>Division of Probation and Parole</u>						
Inmate Revolving Fund (0540)						
RESIDENTIAL TRTMNT FAC	09.270	1467	4,989,458.00	3,256,788.97	---	1,732,669.03
ELECTRONIC MONITORING	09.275	2228	1,980,289.00	919,206.63	---	1,061,082.37
LOCAL SENTENCING	09.265	2302	1,087,115.00	1,020,070.59	---	67,044.41
P&P STAFF PS	09.245	6070	284,317.00	252,119.18	---	32,197.82
P&P STAFF E&E	09.245	6071	3,050,772.00	819,283.07	---	2,231,488.93
Subtotals			286,108,796.00	247,817,751.67	16,866.00	38,274,178.33

Appropriated Transfers Out To:

State Facility Maintenance and Operation Fund (0501)	13.115	T018	1,546,608.00	1,546,608.00	---	---
Legal Expense Fund (0692)	05.125	T234	25,000.00	---	---	25,000.00
General Revenue Fund (0101)	05.540	T285	549,618.00	281,334.90	---	268,283.10
Social Security Contributions Fund (0702)	05.450	T293	4,319,159.00	3,197,076.22	---	1,122,082.78
State Retirement Contributions Fund (0701)	05.465	T297	7,264,297.00	5,856,428.89	---	1,407,868.11
Missouri State Employees' Deferred Compensation Incentive Plan Administration Administration Fund (0706)	05.480	T300	304,091.00	247,538.32	---	56,552.68
Missouri Consolidated Health Care Plan Benefit Fund (0765)	05.505	T304	10,658,377.00	8,682,611.24	---	1,975,765.76
General Revenue Fund (0101)	05.285	T308	1.00	---	---	1.00
State Facility Maintenance and Operation Fund (0501)	13.115	T429	47,795.00	47,795.00	---	---
General Revenue Fund (0101)	05.245	T483	1.00	---	---	1.00
Office of Administration Revolving Administrative Trust Fund (0505)	05.270	T542	55,983.00	55,982.86	---	0.14
General Revenue Fund (0101)	12.185	T548	66,476.00	66,475.12	---	0.88
General Revenue Fund (0101)	05.280	T650	50,424.00	50,424.00	---	---
General Revenue Fund (0101)	05.280	T712	89,263.00	89,263.00	---	---
General Revenue Fund (0101)	05.280	T713	232,513.00	---	---	232,513.00
General Revenue Fund (0101)	05.280	T714	411,073.00	---	---	411,073.00
General Revenue Fund (0101)	05.280	T715	274,294.00	274,294.00	---	---
General Revenue Fund (0101)	05.280	T716	1,346.00	1,346.00	---	---
General Revenue Fund (0101)	05.280	T717	668.00	668.00	---	---
General Revenue Fund (0101)	05.280	T718	1,784.00	1,784.00	---	---
General Revenue Fund (0101)	05.280	T719	831.00	831.00	---	---
General Revenue Fund (0101)	05.280	T720	744.00	744.00	---	---
General Revenue Fund (0101)	05.280	T721	76,790.00	76,790.00	---	---
General Revenue Fund (0101)	05.280	T722	46,239.00	46,239.00	---	---
General Revenue Fund (0101)	05.280	T724	18,140.00	18,140.00	---	---
General Revenue Fund (0101)	05.280	T812	38,267.00	38,267.00	---	---
DIFP Administrative Fund (0503)	07.405	T896	172,007.00	136,432.02	---	35,574.98
Committee of Professional Counselors Fund (0672)	07.545	T902	1.00	---	---	1.00
Subtotals			26,251,790.00	20,717,072.57	---	5,534,717.43
Totals			<u>\$ 312,360,586.00</u>	<u>\$ 268,534,824.24</u>	<u>\$ 16,866.00</u>	<u>\$ 43,808,895.76</u>

**STATE OF MISSOURI
SUMMARY OF APPROPRIATION ACTIVITY
AGENCY FUNDS
FOR THE APPROPRIATION YEAR 2008**

	H.B. No.	Appr. No.	Appropriations	Expenditures and Transfers Out	Biennial Rollovers and Reappropriations to 2009	Lapse of Appropriations
<u>JUDICIARY</u>						
<u>Circuit Courts</u>						
Circuit Courts Escrow Fund (0718)						
CIRCUIT COURT DEBT OFFSET	12.350	1209	\$ 1,500,000.00	\$ 1,323,434.76	\$ ---	\$ 176,565.24
CIRCUIT CT DEBT OFFSET EE	12.350	1210	5,500.00	5,500.00	---	---
<u>Debt Offset Escrow Fund</u>						
Debt Offset Escrow Fund (0753)						
DEBT OFFSET ESCROW FUND	12.400	3023	1,350,000.00	1,265,216.92	---	84,783.08
<u>OFFICE OF ADMINISTRATION</u>						
<u>Division of Accounting</u>						
State Retirement Contributions Fund (0701)						
RETIREMENT SYSTEM CONTR	05.470	9179	265,487,908.00	246,388,352.87	---	19,099,555.13
Social Security Contributions (OASDI/Medicare) Fund (0702)						
OASDHI CONTRIBUTIONS	05.460	0136	160,981,795.00	152,636,148.90	---	8,345,646.10
Missouri State Employees' Deferred Compensation Incentive Plan Administration Fund (0706)						
DEFERRED COMP PAYMENTS	05.490	0036	11,996,571.00	11,018,942.50	---	977,628.50
Missouri Consolidated Health Care Plan Benefit Fund (0765)						
MOCHCP CONTRIBUTIONS	05.510	1335	349,456,848.00	342,990,867.05	---	6,465,980.95
Missouri State Employees' Voluntary Life Insurance Fund (0910)						
VOLUNTARY LIFE INSURANCE	05.520	0045	3,285,000.00	3,147,321.19	---	137,678.81
<u>Division of Purchasing and Materials Management</u>						
Proceeds of Surplus Property Sales Fund (0710)						
SURPLUS PROP SALE PROCEED	05.065	1576	115,000.00	114,544.31	---	455.69

DEPARTMENT OF AGRICULTURE

Division of Animal Health

Agriculture Bond Trustee Fund (0756)

BOND TRUSTEE ACCOUNT	06.070	3120	135,000.00	---	---	135,000.00
----------------------	--------	------	------------	-----	-----	------------

DEPARTMENT OF ECONOMIC DEVELOPMENT

Economic Development Agencies

Missouri Community College Job Retention

Training Program Fund (0717)

JOB RETENTION TRG PRG	07.050	7151	10,000,000.00	5,546,166.50	---	4,453,833.50
-----------------------	--------	------	---------------	--------------	-----	--------------

DEPARTMENT OF HIGHER EDUCATION

Higher Education Administration

Debt Offset Escrow Fund (0753)

LOAN PRGM REFUND OFFSET	03.100	2000	500,000.00	439,461.43	---	60,538.57
-------------------------	--------	------	------------	------------	-----	-----------

CC TAX REFUND OFFSET	03.110	3386	552,000.00	551,693.18	---	306.82
----------------------	--------	------	------------	------------	-----	--------

Proprietary School Bond Fund (0760)

PROPRIETARY SCHOOL BOND	03.010	7986	100,000.00	---	---	100,000.00
-------------------------	--------	------	------------	-----	-----	------------

State Colleges and Universities

Debt Offset Escrow Fund (0753)

LINN STATE TECH COLLEGE	03.115	0076	30,000.00	---	---	30,000.00
-------------------------	--------	------	-----------	-----	-----	-----------

UNIVERSITY OF CENTRAL MO	03.120	2004	250,000.00	163,800.89	---	86,199.11
--------------------------	--------	------	------------	------------	-----	-----------

SOUTHEAST MO STATE UNIV	03.125	2008	75,000.00	16,416.10	---	58,583.90
-------------------------	--------	------	-----------	-----------	-----	-----------

MO STATE UNIVERSITY	03.130	2011	210,000.00	186,658.02	---	23,341.98
---------------------	--------	------	------------	------------	-----	-----------

LINCOLN UNIVERSITY	03.135	2014	75,000.00	24,782.24	---	50,217.76
--------------------	--------	------	-----------	-----------	-----	-----------

TRUMAN STATE UNIVERSITY	03.140	2017	75,000.00	---	---	75,000.00
-------------------------	--------	------	-----------	-----	-----	-----------

NORTHWEST MO STATE UNIV	03.145	2020	125,000.00	81,527.62	---	43,472.38
-------------------------	--------	------	------------	-----------	-----	-----------

MO SOUTHERN ST UNIVERSITY	03.150	2023	75,000.00	10,427.07	---	64,572.93
---------------------------	--------	------	-----------	-----------	-----	-----------

MO WESTERN ST UNIVERSITY	03.155	2026	115,000.00	108,124.41	---	6,875.59
--------------------------	--------	------	------------	------------	-----	----------

HARRIS STOWE ST UNIV	03.160	2030	75,000.00	---	---	75,000.00
----------------------	--------	------	-----------	-----	-----	-----------

UNIV OF MISSOURI CAMPUSES	03.165	2034	200,000.00	---	---	200,000.00
---------------------------	--------	------	------------	-----	-----	------------

DEPARTMENT OF HEALTH AND

SENIOR SERVICES

Debt Offset Escrow Fund (0753)

DEBT OFFSET ESCROW	10.630	0258	15,000.00	9,252.68	---	5,747.32
--------------------	--------	------	-----------	----------	-----	----------

REFUNDS	10.635	7340	2,000.00	---	---	2,000.00
---------	--------	------	----------	-----	-----	----------

**STATE OF MISSOURI
SUMMARY OF APPROPRIATION ACTIVITY
AGENCY FUNDS
FOR THE APPROPRIATION YEAR 2008**

	H.B. No.	Appr. No.	Appropriations	Expenditures and Transfers Out	Biennial Rollovers and Reappropriations to 2009	Lapse of Appropriations
<u>DEPARTMENT OF LABOR AND INDUSTRIAL RELATIONS</u>						
<u>Division of Employment Security</u>						
Debt Offset Escrow Fund (0753)						
DEBT OFFSET ESCROW FUND	07.900	2146	3,950,000.00	3,686,610.02	---	263,389.98
<u>DEPARTMENT OF MENTAL HEALTH</u>						
Debt Offset Escrow Fund (0753)						
REFUNDS	10.035	1837	70,000.00	---	---	70,000.00
<u>DEPARTMENT OF PUBLIC SAFETY</u>						
<u>Office of the Director</u>						
Program 1122 Fund (0720)						
PROGRAM 1122	08.025	3663	500,000.00	---	---	500,000.00
<u>Adjutant General</u>						
Missouri Military Family Relief Fund (0719)						
MO MILITARY FAMILY RELIEF	08.275	1173	210,500.00	208,500.00	---	2,000.00
MO MIL FAMILY RELIEF E&E	08.275	2925	10,500.00	3,553.00	---	6,947.00
<u>DEPARTMENT OF REVENUE</u>						
<u>Fiscal Services</u>						
American Cancer Society, Heartland Division, Inc. Fund (0700)						
INCOME TAX CHECK OFF DIST	04.155	7296	7,421.00	7,333.01	---	87.99
ALS Lou Gehrig's Disease Fund (0703)						
INCOME TAX CHECK OFF DIST	04.155	7297	3,500.00	3,156.25	---	343.75
American Lung Association of Missouri Fund (0704)						
INCOME TAX CHECK OFF DIST	04.155	7298	3,500.00	1,268.83	---	2,231.17
Muscular Dystrophy Association Fund (0707)						
INCOME TAX CHECK OFF DIST	04.155	7299	3,500.00	1,120.49	---	2,379.51
Arthritis Foundation Fund (0708)						
INCOME TAX CHECK OFF DIST	04.155	7300	3,500.00	906.95	---	2,593.05

National Multiple Sclerosis Society Fund (0709)							
INCOME TAX CHECK OFF DIST	04.155	7301	3,500.00	2,806.55	---	693.45	
American Diabetes Association Gateway Area Fund (0713)							
INCOME TAX CHECK OFF DIST	04.155	7302	4,359.00	4,306.45	---	52.55	
American Heart Association Fund (0714)							
INCOME TAX CHECK OFF DIST	04.155	7303	3,500.00	3,408.64	---	91.36	
March of Dimes Fund (0716)							
INCOME TAX CHECK OFF DIST	04.155	7304	3,500.00	3,205.48	---	294.52	
Debt Offset Escrow Fund (0753)							
DEBT OFFSET	04.120	3985	300,000.00	285,584.43	---	14,415.57	

DEPARTMENT OF SOCIAL SERVICES

Family Support Division

Debt Offset Escrow Fund (0753)						
DISTRIBUTION PASS THROUGH	11.195	1716	9,000,000.00	5,671,102.20	---	3,328,897.80
Subtotals			820,864,902.00	775,911,500.94	---	44,953,401.06

Appropriated Transfers Out To:

General Revenue Fund (0101)	05.280	T311	29.00	29.00	---	---
General Revenue Fund (0101)	05.280	T312	23.00	23.00	---	---
General Revenue Fund (0101)	05.280	T313	15.00	15.00	---	---
General Revenue Fund (0101)	05.280	T314	15.00	15.00	---	---
General Revenue Fund (0101)	05.280	T339	31.00	31.00	---	---
General Revenue Fund (0101)	05.280	T340	23.00	23.00	---	---
General Revenue Fund (0101)	05.280	T341	20.00	20.00	---	---
General Revenue Fund (0101)	05.280	T342	20.00	20.00	---	---
General Revenue Fund (0101)	05.280	T343	19.00	19.00	---	---
Family Support Division Collections Fund (0169)	11.205	T492	245,000.00	162,722.48	---	82,277.52
Social Services and Other Sources Fund (0610)	11.205	T494	455,000.00	344,764.13	---	110,235.87
General Revenue Fund (0101)	05.265	T541	35.00	35.00	---	---
General Revenue Fund (0101)	12.180	T546	150,000.00	47,712.32	---	102,287.68
General Revenue Fund (0101)	05.280	T642	295.00	295.00	---	---
General Revenue Fund (0101)	05.280	T820	12,886.00	12,886.00	---	---
General Revenue Fund (0101)	05.280	T924	101,371.00	101,371.00	---	---
General Revenue Fund (0101)	05.070	T975	969,732.00	969,424.76	---	307.24
Vocational Rehabilitation Fund (0104)	05.070	T975	4,330.00	4,328.47	---	1.53
Labor and Industrial Relations Administrative Fund (0122)	05.070	T975	26,985.00	26,976.09	---	8.91
Economic Development - Community Development Block Grant (Administration) Fund (0123)	05.070	T975	90.00	90.00	---	---
Corrections Fund (0130)	05.070	T975	555.00	554.37	---	0.63
Revenue Fund (0132)	05.070	T975	2,501.00	2,500.40	---	0.60
Agriculture Fund (0133)	05.070	T975	2,325.00	2,324.15	---	0.85

**STATE OF MISSOURI
SUMMARY OF APPROPRIATION ACTIVITY
AGENCY FUNDS
FOR THE APPROPRIATION YEAR 2008**

	H.B. No.	Appr. No.	Appropriations	Expenditures and Transfers Out	Biennial Rollovers and Reappropriations to 2009	Lapse of Appropriations
Judiciary Fund (0137)	05.070	T975	10,097.00	10,093.85	---	3.15
Economic Development - Missouri Council on the Arts Fund (0138)	05.070	T975	219.00	218.71	---	0.29
Natural Resources Fund (0140)	05.070	T975	3,987.00	3,985.69	---	1.31
Health Fund (0143)	05.070	T975	24,612.00	24,603.97	---	8.03
Mental Health Fund (0148)	05.070	T975	1,697.00	1,696.79	---	0.21
Transportation - Highway Safety Fund (0149)	05.070	T975	383.00	382.50	---	0.50
Public Safety Fund (0152)	05.070	T975	68,240.00	68,218.80	---	21.20
Homeland Security Fund (0154)	05.070	T975	386.00	385.28	---	0.72
Job Development and Training Fund (0155)	05.070	T975	2,759.00	2,758.03	---	0.97
Federal Drug Seizure Fund (0194)	05.070	T975	160.00	159.49	---	0.51
Elevator Safety (0257)	05.070	T975	422.00	421.48	---	0.52
Secretary of State's Technology Trust Fund Account Fund (0266)	05.070	T975	1,927.00	1,926.55	---	0.45
Statewide Court Automation Fund (0270)	05.070	T975	3,417.00	3,416.11	---	0.89
Division of Tourism Supplemental Revenue Fund (0274)	05.070	T975	391.00	390.38	---	0.62
Gaming Commission Fund (0286)	05.070	T975	2,237.00	2,236.44	---	0.56
Animal Health Laboratory Fee Fund (0292)	05.070	T975	394.00	393.72	---	0.28
Animal Care Reserve Fund (0295)	05.070	T975	214.00	213.46	---	0.54
Federal Surplus Property Fund (0407)	05.070	T975	219,128.00	219,058.95	---	69.05
State Fair Fees Fund (0410)	05.070	T975	197.00	196.88	---	0.12
State Park Earnings Fund (0415)	05.070	T975	36,003.00	35,992.03	---	10.97
Natural Resources Revolving Services Fund (0425)	05.070	T975	160,302.00	160,251.09	---	50.91
Missouri Veterans' Homes Fund (0460)	05.070	T975	12,758.00	12,753.83	---	4.17
Natural Resources Cost Allocation Fund (0500)	05.070	T975	1,884.00	1,883.16	---	0.84
State Facility Maintenance and Operation Fund (0501)	05.070	T975	638.00	637.14	---	0.86
Office of Administration Revolving Administrative Trust Fund (0505)	05.070	T975	600,441.00	600,250.31	---	190.69
Working Capital Revolving Fund (0510)	05.070	T975	1,954.00	1,953.21	---	0.79
Economic Development Administrative Fund (0547)	05.070	T975	310.00	309.23	---	0.77
Division of Credit Unions Fund (0548)	05.070	T975	90.00	90.00	---	---
Division of Finance Fund (0550)	05.070	T975	1,035.00	1,035.00	---	---
Insurance Examiners Fund (0552)	05.070	T975	4,402.00	4,400.74	---	1.26
Insurance Dedicated Fund (0566)	05.070	T975	2,335.00	2,334.45	---	0.55

Natural Resources Protection - Water Pollution							
Permit Fee Subaccount Fund (0568)	05.070	T975	1,692.00	1,691.93	---	0.07	
Solid Waste Management (0570)	05.070	T975	180.00	180.00	---	---	
Underground Storage Tank Regulation							
Program Fund (0586)	05.070	T975	133.00	132.53	---	0.47	
Natural Resources Protection - Air Pollution							
Permit Fee Subaccount Fund (0594)	05.070	T975	694.00	693.20	---	0.80	
Public Service Commission Fund (0607)	05.070	T975	2,040.00	2,039.42	---	0.58	
Parks Sales Tax Fund (0613)	05.070	T975	44,666.00	44,652.83	---	13.17	
Merchandising Practices Revolving Fund (0631)	05.070	T975	204.00	203.50	---	0.50	
State Highways and Transportation							
Department Fund (0644)	05.070	T975	30,880.00	30,870.52	---	9.48	
Milk Inspection Fees Fund (0645)	05.070	T975	386.00	385.28	---	0.72	
Workers' Compensation Fund (0652)	05.070	T975	97.00	96.95	---	0.05	
Workers' Compensation - Second Injury							
Fund (0653)	05.070	T975	221.00	220.88	---	0.12	
Lottery Enterprise Fund (0657)	05.070	T975	333.00	332.58	---	0.42	
Petroleum Inspection Fund (0662)	05.070	T975	12,166.00	12,163.64	---	2.36	
Criminal Record System Fund (0671)	05.070	T975	280.00	279.12	---	0.88	
Hazardous Waste Fund (0676)	05.070	T975	1,873.00	1,872.12	---	0.88	
Professional Registration Fees Fund (0689)	05.070	T975	5,796.00	5,794.28	---	1.72	
Highway Patrol's Motor Vehicle and Aircraft							
Revolving Fund (0695)	05.070	T975	104,592.00	104,560.06	---	31.94	
Judiciary Education and Training Fund (0847)	05.070	T975	371.00	370.44	---	0.56	
Guaranty Agency Operating Fund (0880)	05.070	T975	5,917.00	5,916.04	---	0.96	
Federal Student Loan Reserve Fund (0881)	05.070	T975	1,150.00	1,150.00	---	---	
Mined Land Reclamation Fund (0906)	05.070	T975	135.00	135.00	---	---	
Governor's Council on Physical Fitness							
Institution Gift Trust Fund (0924)	05.070	T975	24,657.00	24,650.00	---	7.00	
General Revenue Fund (0101)	04.150	T989	2,500.00	---	---	2,500.00	
			<u>3,375,282.00</u>	<u>3,077,216.76</u>	<u>---</u>	<u>298,065.24</u>	
Subtotals							
			<u>\$ 824,240,184.00</u>	<u>\$ 778,988,717.70</u>	<u>\$ ---</u>	<u>\$ 45,251,466.30</u>	
Totals							

**STATE OF MISSOURI
SUMMARY OF APPROPRIATION ACTIVITY
PRIVATE PURPOSE TRUST FUNDS
FOR THE APPROPRIATION YEAR 2008**

	H.B. No.	Appr. No.	Appropriations	Expenditures and Transfers Out	Biennial Rollovers and Reappropriations to 2009	Lapse of Appropriations
<u>EXECUTIVE</u>						
<u>State Treasurer</u>						
Abandoned Fund Account Fund (0863)						
STATE TREASURER PS	12.145	0870	\$ 502,331.00	\$ 489,224.19	\$ ---	\$ 13,106.81
STATE TREASURER E&E	12.145	0872	98,600.00	60,348.49	---	38,251.51
AF ADVERTISING & AUCTIONS	12.145	1321	870,000.00	862,065.35	---	7,934.65
AF CLAIMS	12.155	3173	35,000,000.00	30,642,978.54	---	4,357,021.46
<u>DEPARTMENT OF HIGHER EDUCATION</u>						
<u>State Colleges and Universities</u>						
State Seminary Fund (0872)						
SEMINARY FUND INVESTMENTS	03.210	0633	3,000,000.00	---	---	3,000,000.00
<u>DEPARTMENT OF SOCIAL SERVICES</u>						
<u>Children's Division</u>						
Alternative Care Trust Fund (0905)						
FOSTER CARE CHILDRENS ACC	11.285	8181	12,000,000.00	11,702,850.76	---	297,149.24
Subtotals			51,470,931.00	43,757,467.33	---	7,713,463.67
Appropriated Transfers Out To:						
Social Security Contributions Fund (0702)	05.450	T293	36,513.00	36,507.42	---	5.58
State Retirement Contributions Fund (0701)	05.465	T297	68,099.00	64,925.56	---	3,173.44
Missouri State Employees' Deferred Compensation Incentive Plan Administration Fund (0706)	05.480	T300	3,213.00	2,175.00	---	1,038.00
Missouri Consolidated Health Care Plan Benefit Fund (0765)	05.505	T304	128,193.00	108,719.57	---	19,473.43
General Revenue Fund (0101)	12.165	T547	38,320,000.00	38,308,069.37	---	11,930.63
General Revenue Fund (0101)	05.280	T852	1,084,817.00	1,084,817.00	---	---
Mental Health Trust Fund (0926)	10.040	T938	50,000.00	4,878.63	---	45,121.37
State Public School Fund (0817)	12.190	T973	1,795,459.00	1,795,458.32	---	0.68
Subtotals			41,486,294.00	41,405,550.87	---	80,743.13
Totals			\$ 92,957,225.00	\$ 85,163,018.20	\$ ---	\$ 7,794,206.80

**STATE OF MISSOURI
NOTES TO THE APPROPRIATION ACTIVITY REPORT
APPROPRIATION YEAR 2008**

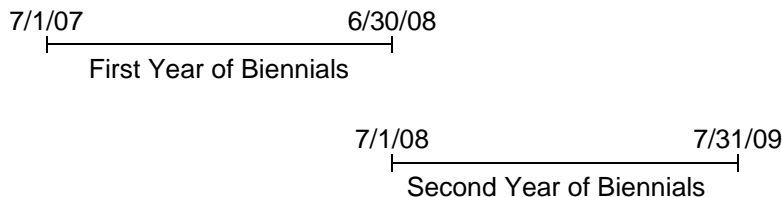
Note 1 – Basis of Accounting

The Appropriation Activity Report is prepared on a budgetary (non-GAAP) basis of accounting that records revenues when cash is received and expenditures when the liabilities are recorded.

Revenues and expenditures are reported during a twelve-month period, July 1 through June 30. During a one-month lapse period that ends July 31, corrections can be made to the revenues and expenditures processed during the period July 1 through June 30.

Note 2 – Biennial Appropriations

Biennial rollovers are appropriations to be spent over two appropriation years. The balance at June 30 of the current fiscal year is rolled over into the following appropriation year. For appropriation year 2008, the biennial rollovers are in House Bills 17 and 18.



Note 3 – Article X Distributions/Appropriated Transfers

Article X, Sections 16 through 24 of the Missouri Constitution establishes a revenue limit for Missouri State Government. When total revenues exceed the limit, income tax refunds are generated. During fiscal year 2008, the State did not refund any money. When refunds are issued, the refunds are initially paid from the General Revenue Fund and various other funds reimburse their share of the refund liability through operating transfers to the General Revenue Fund.

STATE OF MISSOURI
NOTES TO THE APPROPRIATION ACTIVITY REPORT
APPROPRIATION YEAR 2008

Note 4 – Court Ordered Desegregation

The expenditures of the St. Louis Desegregation Plan are mandated by court order. The amounts paid for the current year and prior years are:

<u>Appropriation Year</u>	<u>Projected Expenditures</u>	<u>Expenditures</u>	<u>Lapses</u>
2008	\$ 11,000,000	\$ 11,000,000	\$ ---
2007	12,000,000	12,000,000	---
2006	13,000,000	13,000,000	---
2005	15,000,000	15,000,000	---
2004	16,500,000	16,500,000	---
2003	20,000,000	20,000,000	---
2002	20,000,000	20,000,000	---
2001	50,000,000	50,000,000	---
2000	53,500,000	53,476,585	23,415
1999	191,862,972	188,799,736	3,063,236
1998	158,800,000	147,021,949	11,778,051
1997	151,700,000	138,086,852	13,613,148
1996	153,700,000	148,291,471	5,408,529
1995	155,700,000	139,258,397	16,441,603
1994	147,600,000	134,202,695	13,397,305
1993	147,100,000	136,028,438	11,071,562
1992	144,600,000	137,189,737	7,410,263
1991	135,200,000	132,695,771	2,504,229
1990	135,000,000	122,161,135	12,838,865
1989	129,000,000	116,999,047	12,000,953
1988	107,200,000	93,957,886	13,242,114
1987	84,700,000	83,473,429	1,226,571
1986	74,800,000	66,300,504	8,499,496
1985	59,200,000	57,095,304	2,104,696
1984	40,400,000	37,424,743	2,975,257
1983	21,000,000	17,187,556	3,812,444
1982	13,500,000	13,140,216	359,784
1981	10,180,490	8,530,000	1,650,490

STATE OF MISSOURI
NOTES TO THE APPROPRIATION ACTIVITY REPORT
APPROPRIATION YEAR 2008

Note 5 – General Fund

The General Fund includes General Revenue Funds and Federal Funds.

Fund Number	Fund Name
General Revenue Funds:	
0100	Budget Reserve
0101	General Revenue
0108	Uncompensated Care
0113	Health Interagency Payments
0124	Facilities Maintenance Reserve
0128	State Property Preservation
0139	Intergovernmental Transfer
0142	Federal Reimbursement Allowance
0144	Pharmacy Reimbursement Allowance
0160	Medicaid Managed Care Organization Reimbursement Allowance
0161	Title XIX – Patient Placement
0164	State Treasurer's General Operation
0169	Child Support Enforcement Collections
0172	Missouri Technology Investment
0173	Microenterprise Loan
0174	Missouri Water Development
0176	General Revenue Reimbursements
0177	Missouri Humanities Council Trust
0179	General Revenue – Cultural Sub-Account
0196	Nursing Facility Federal Reimbursement Allowance
0198	Post Closure
0603	Attorney General's Court Costs
0617	Disproportionate Share
0666	Attorney General's Anti-Trust
0686	State Elections Subsidy
0692	State Legal Expense
Federal Funds	
0104-0199	<i>(excluding Fund Numbers listed above and 0109, 0131, 0134, and 0170)</i>
0610	Division of Family Services – Administrative
0663	Missouri Disaster
0697	Abandoned Mined Reclamation
0782	Justice Assistance Grant Program
0948	Unemployment Compensation Administration

This reporting is consistent with Missouri's Comprehensive Annual Financial Report.

STATE OF MISSOURI
NOTES TO THE APPROPRIATION ACTIVITY REPORT
APPROPRIATION YEAR 2008

Note 6 – General Revenue Fund

Operational results for the General Revenue Fund (Fund 0101) for fiscal year 2008 are as follows:

Revenues

Taxes	\$ 8,993,327,017
Licenses, Fees, and Permits	79,310,437
Sales, Services, Leases and Rentals	87,099,977
Bond Sale Proceeds	---
Contributions and Intergovernmental	2,008,013
Interest, Penalties, and Unclaimed Property	64,533,730
Refunds	15,937,024
Miscellaneous Revenues	20,456,633
Subtotal	<u>9,262,672,831</u>
Transfers In	<u>907,942,380</u>
Total Revenues and Transfers In	<u>10,170,615,211</u>

Expenditures

Personal Service	1,092,389,361
Expense and Equipment	335,634,973
Capital Improvements	1,321,323
Program Specific	4,302,028,681
Refunds	---
Court Order Desegregation Payments	11,000,000
Subtotal	<u>5,742,374,338</u>
Transfers Out	<u>4,356,362,613</u>
Total Expenditures and Transfers Out	<u>10,098,736,951</u>
Excess Revenues and Transfers In	<u>\$ 71,878,260</u>

Note 7 – Refunds

In fiscal year 2008, refunds in the amount of \$1,323,700,718 for all funds and \$1,258,397,685 for the general revenue fund are reported on a separate line on page 3 and page 5 of this report. Refunds are reported as program specific expenditures on all remaining pages.

Note 8 – Debt Service

Debt Service includes payments made by the Office of Administration for the General Obligation bonds, the Board of Public Building Bonds, and certain capital lease payments. Other debt payments are reported as operating costs of the department which pays them.