

# **STATE OF MISSOURI**

## **APPROPRIATION ACTIVITY REPORT**




### **APPROPRIATION YEAR 2009**

**OFFICE OF ADMINISTRATION  
DIVISION OF ACCOUNTING**

# **APPROPRIATION ACTIVITY REPORT**

## **APPROPRIATION YEAR 2009**



# **STATE OF MISSOURI**

**JEREMIAH W. (JAY) NIXON**  
**GOVERNOR**

**KELVIN L. SIMMONS**  
**COMMISSIONER**  
**OFFICE OF ADMINISTRATION**

**MARK A. KAISER**  
**DIRECTOR**  
**DIVISION OF ACCOUNTING**

(THIS PAGE INTENTIONALLY LEFT BLANK)

**Jeremiah W. (Jay) Nixon**  
Governor



**Kelvin L. Simmons**  
Commissioner

State of Missouri  
**OFFICE OF ADMINISTRATION**  
Division of Accounting  
570 Truman Building, 301 West High Street  
Post Office Box 809  
Jefferson City, Missouri 65102  
(573) 751-2971  
**INTERNET:** <http://www.oa.mo.gov/acct>  
**E-MAIL:** [acctmail@oa.mo.gov](mailto:acctmail@oa.mo.gov)

**Mark A. Kaiser**  
Director

September 22, 2009

The Honorable Jeremiah W. (Jay) Nixon  
Governor of Missouri  
State Capitol  
Jefferson City, Missouri 65101

Dear Governor Nixon:

I am pleased to submit the Appropriation Activity Report of the State of Missouri for the appropriation year July 1, 2008 through July 31, 2009.

This report, together with the annual combined financial report of the Missouri Department of Revenue and the Office of the State Treasurer, will fulfill the statutory requirements for financial reporting under Section 32.060 of the Missouri Revised Statutes.

These statements present a comparative analysis of revenues to expenditures and appropriations to expenditures for Appropriation Year 2009. This report also includes a detailed analysis of appropriations and expenditures by departments, fund groups and major categories. This report is prepared on a budgetary (non-GAAP) basis of accounting. Under the budgetary basis of accounting, revenues are recorded when cash is received and expenditures when the liabilities for them are recorded.

Sincerely,

Mark A. Kaiser  
Director

**STATE OF MISSOURI**  
**REVENUES - ALL FUNDS AND GENERAL REVENUE FUNDS**  
**FOR FISCAL YEARS 2009 AND 2008**

	Fiscal Year 2009		Fiscal Year 2008	
	All Funds	General Revenue Funds	All Funds	General Revenue Funds
<b><u>TAXES</u></b>				
Sales and Use Tax	\$ 3,027,306,517	\$ 1,883,719,016	\$ 3,225,283,356	\$ 2,001,119,835
Income Tax	6,383,304,974	6,369,136,533	6,640,068,234	6,631,150,784
Premium Tax	292,411,651	225,719,923	309,486,898	235,254,258
Commodity Tax	139,853,864	30,661,985	140,538,620	29,842,319
Corporation Franchise Tax	94,337,368	94,337,368	92,508,381	92,508,381
Motor Vehicle Fuel/Use Tax	718,627,130	---	745,627,275	---
Inheritance Tax	3,068,343	3,068,343	3,451,099	3,451,099
Miscellaneous Taxes	420,709,189	57,812,365	361,885,093	34,922,236
Total Taxes	11,079,619,036	8,664,455,533	11,518,848,956	9,028,248,912
<b><u>LICENSES, FEES AND PERMITS</u></b>				
Licenses and Permits	360,378,553	7,862,251	354,803,824	7,432,961
Collection Fees	23,553,555	23,523,281	23,608,199	23,559,898
Registration Fees	38,052,990	30,950,698	39,720,865	32,197,390
Regulatory Fees	72,646,886	877,729	81,848,716	835,307
Inspection Fees	9,399,001	512,018	10,035,769	481,966
Court Fees	39,960,611	13,687,228	37,470,842	13,541,753
Financial Institute Exam Fees	8,669,478	---	7,909,159	---
Miscellaneous Fees	126,259,290	888,243	131,594,171	1,482,886
Total Licenses, Fees and Permits	678,920,364	78,301,448	686,991,545	79,532,161
<b><u>SALES</u></b>				
Bond Sales	135,638,581	---	591,204,336	---
Working Capital Revolving Fund Sales	39,458,930	---	36,526,590	---
Lottery Sales	415,724,608	---	426,619,333	---
Sales	35,992,331	535,639	37,492,188	868,902
Total Sales	626,814,450	535,639	1,091,842,447	868,902
<b><u>LEASES AND RENTALS</u></b>				
Concessions and Recreational Rentals and Leases	2,317,237	---	2,119,535	802
Miscellaneous Leases and Rentals	30,728,479	253,614	30,769,073	243,883
Total Leases and Rentals	33,045,716	253,614	32,888,608	244,685

**STATE OF MISSOURI**  
**REVENUES - ALL FUNDS AND GENERAL REVENUE FUNDS**  
**FOR FISCAL YEARS 2009 AND 2008**

	Fiscal Year 2009		Fiscal Year 2008	
	All Funds	General Revenue Funds	All Funds	General Revenue Funds
<b><u>SERVICES</u></b>				
Medicaid Services	219,065,289	74,462,520	218,325,670	67,793,541
Medicare Services	16,766,843	10,199,743	15,286,228	9,651,408
Other Medical Services	9,245,712	9,223,484	8,383,631	8,360,389
Other Services	203,760	---	193,630	---
Interagency Services	204,802,351	488,024	124,848,588	181,052
Total Services	<u>450,083,955</u>	<u>94,373,771</u>	<u>367,037,747</u>	<u>85,986,390</u>
<b><u>CONTRIBUTIONS AND INTER- GOVERNMENTAL RECEIPTS</u></b>				
Federal Grants	8,713,338,247	1,440,660,987	7,731,840,740	1,468,613,557
Others	85,601,453	1,574,765	307,972,048	1,488,376
Total Contributions and Intergovernmental Receipts	<u>8,798,939,700</u>	<u>1,442,235,752</u>	<u>8,039,812,788</u>	<u>1,470,101,933</u>
<b><u>INTEREST, PENALTIES AND UNCLAIMED PROPERTIES</u></b>				
Interest	118,099,123	55,730,046	211,972,848	104,385,425
Penalties	22,976,184	447,859	59,948,653	1,207,225
Unclaimed Properties	57,116,900	54,711	66,695,205	143,288
Total Interest, Penalties and Unclaimed Properties	<u>198,192,207</u>	<u>56,232,616</u>	<u>338,616,706</u>	<u>105,735,938</u>
<b><u>REFUNDS</u></b>				
Medicare-Medicaid Refunds	294,632,461	15,074,151	258,377,974	10,492,694
School Refunds	6,890,403	2,642,343	8,497,846	3,351,946
Cost Reimbursements	863,183	863,183	761,476	761,476
Miscellaneous Refunds	9,166,248	984,787	12,762,225	1,887,084
Total Refunds	<u>311,552,295</u>	<u>19,564,464</u>	<u>280,399,521</u>	<u>16,493,200</u>
<b><u>MISCELLANEOUS RECEIPTS</u></b>				
Redeposit of Investment/ Loan Principal	47,890,155	---	42,641,094	---
Bond Account	7,110,689	7,110,689	7,677,792	7,677,780
Miscellaneous Receipts	744,184,933	135,103,379	546,999,299	29,820,967
Total Miscellaneous Receipts	<u>799,185,777</u>	<u>142,214,068</u>	<u>597,318,185</u>	<u>37,498,747</u>
<b>TOTAL REVENUES</b>	<b><u>\$ 22,976,353,500</u></b>	<b><u>\$ 10,498,166,905</u></b>	<b><u>\$ 22,953,756,503</u></b>	<b><u>\$ 10,824,710,868</u></b>

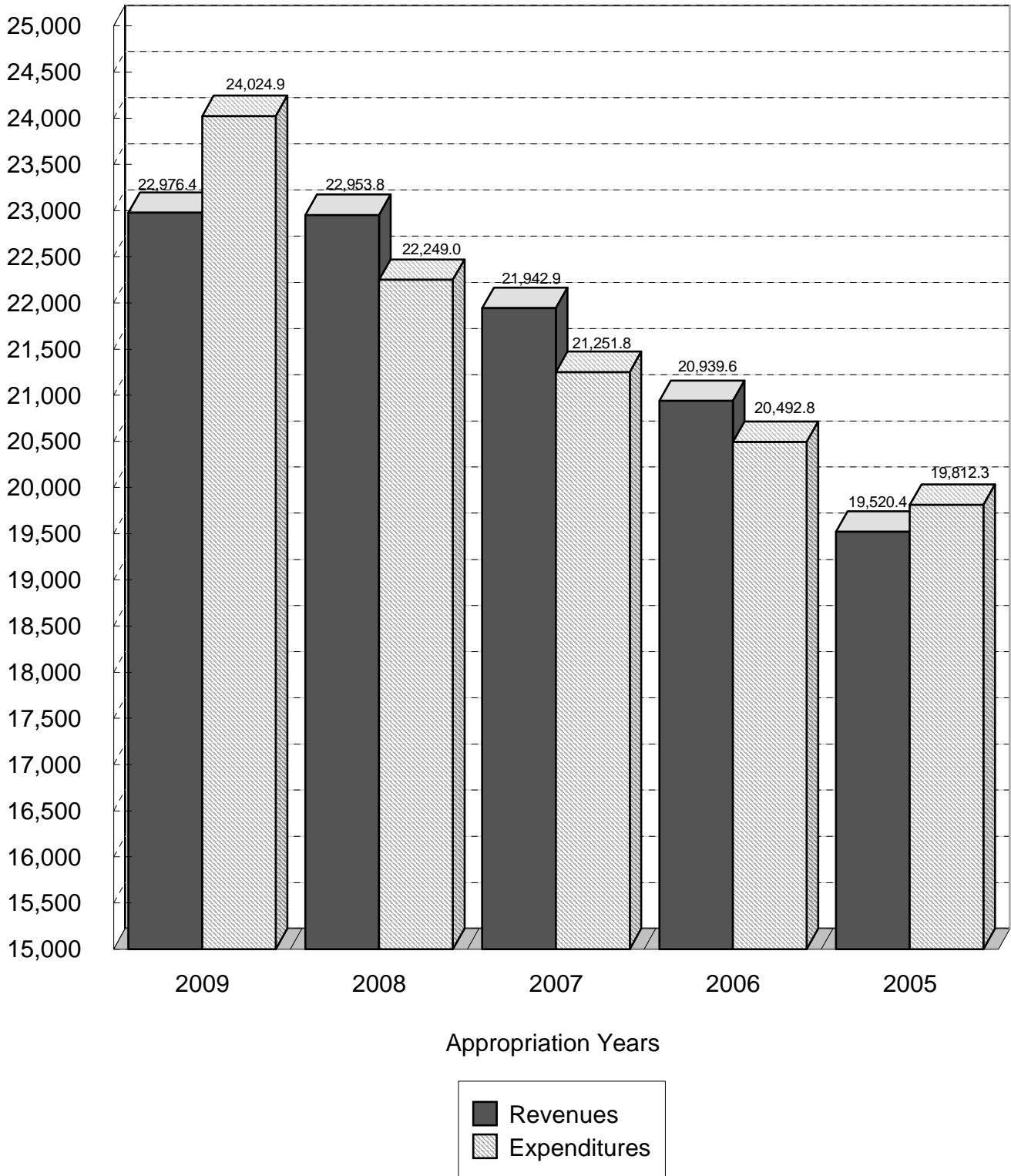
The notes are an integral part of this report.

**STATE OF MISSOURI**  
**SCHEDULE OF REVENUES, EXPENDITURES AND TRANSFERS**  
**FOR THE PAST FIVE YEARS - ALL FUNDS**

	Fiscal Year 2009	Fiscal Year 2008	Fiscal Year 2007	Fiscal Year 2006	Fiscal Year 2005
<b><u>REVENUES AND TRANSFERS IN</u></b>					
Revenues					
Taxes	\$ 11,079,619,036	\$ 11,518,848,956	\$ 11,185,886,403	\$ 10,638,366,972	\$ 9,959,783,358
Licenses, Fees and Permits	678,920,364	686,991,545	645,766,864	654,583,850	624,002,226
Sales, Services, Leases and Rentals	974,305,540	900,564,466	895,568,868	850,108,512	716,018,981
Bond Sale Proceeds	135,638,581	591,204,336	829,993,881	370,196,047	---
Contributions and Intergovernmental	8,798,939,700	8,039,812,788	7,332,943,218	7,277,620,521	7,197,980,125
Interest, Penalties and Unclaimed Properties	198,192,207	338,616,706	287,599,972	246,963,473	153,879,395
Refunds	311,552,295	280,399,521	242,515,696	428,281,832	347,830,668
Miscellaneous Revenues	799,185,777	597,318,185	522,659,048	473,441,005	520,914,060
Total Revenues	22,976,353,500	22,953,756,503	21,942,933,950	20,939,562,212	19,520,408,813
Total Transfers In	8,400,881,543	7,466,128,457	7,036,854,996	7,146,391,450	6,281,599,175
Total Revenues and Transfers In	<u>\$ 31,377,235,043</u>	<u>\$ 30,419,884,960</u>	<u>\$ 28,979,788,946</u>	<u>\$ 28,085,953,662</u>	<u>\$ 25,802,007,988</u>
	Appropriation Year 2009	Appropriation Year 2008	Appropriation Year 2007	Appropriation Year 2006	Appropriation Year 2005
<b><u>EXPENDITURES AND TRANSFERS OUT</u></b>					
Expenditures					
Personal Service Expense and Equipment	\$ 3,118,954,791	\$ 3,017,017,004	\$ 2,937,212,067	\$ 2,778,457,229	\$ 2,774,525,126
Capital Improvements	1,656,264,240	1,540,464,722	1,650,553,875	1,567,672,210	1,503,661,254
Program Specific	1,299,151,593	1,157,682,440	1,313,597,998	1,204,420,755	897,297,466
Refunds (Note 7)	16,427,546,245	15,199,153,539	14,064,085,947	13,743,238,856	13,494,177,232
Court Ordered Desegregation Payments (Note 4)	1,512,980,118	1,323,700,718	1,274,367,640	1,185,966,194	1,127,619,246
Total Expenditures	10,000,000	11,000,000	12,000,000	13,000,000	15,000,000
Transfers Out	24,024,896,987	22,249,018,423	21,251,817,527	20,492,755,244	19,812,280,324
Total Expenditures and Transfers Out	8,400,881,543	7,466,128,457	7,036,854,996	7,146,391,450	6,281,624,533
Excess Revenues and Transfers In (Expenditures and Transfers Out)	32,425,778,530	29,715,146,880	28,288,672,523	27,639,146,694	26,093,904,857
	<u>\$ (1,048,543,487)</u>	<u>\$ 704,738,080</u>	<u>\$ 691,116,423</u>	<u>\$ 446,806,968</u>	<u>\$ (291,896,869)</u>

The notes are an integral part of this report.

STATE OF MISSOURI  
CHART OF REVENUES AND EXPENDITURES  
FOR THE PAST FIVE YEARS - ALL FUNDS  
Millions of Dollars



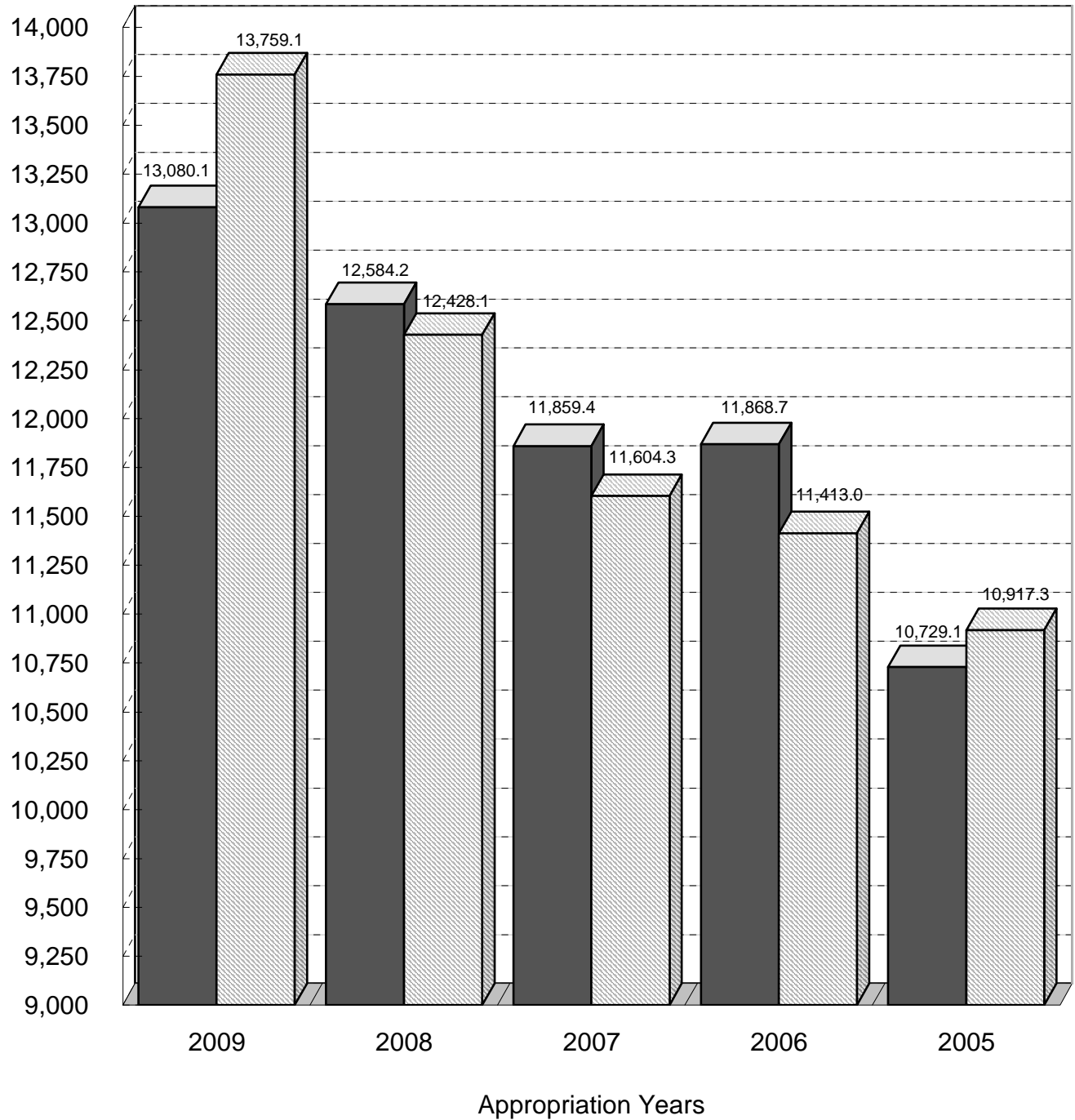


**STATE OF MISSOURI**  
**SCHEDULE OF REVENUES, EXPENDITURES AND TRANSFERS**  
**FOR THE PAST FIVE YEARS - GENERAL REVENUE FUNDS**

	Fiscal Year 2009	Fiscal Year 2008	Fiscal Year 2007	Fiscal Year 2006	Fiscal Year 2005
<b><u>REVENUES AND TRANSFERS IN</u></b>					
Revenues					
Sales and Use Tax	\$ 1,883,719,016	\$ 2,001,119,835	\$ 2,042,376,912	\$ 1,993,449,255	\$ 1,957,694,190
Individual Income Tax	5,935,098,254	6,110,173,109	5,726,544,633	5,352,025,061	4,859,938,620
Corporate Income Tax	434,038,279	520,977,675	553,948,422	528,841,081	354,390,367
County Foreign Insurance Tax	203,798,991	209,554,552	199,210,713	189,702,197	165,480,625
Liquor Taxes and Licenses	26,892,668	26,128,940	25,807,189	24,018,327	22,980,884
Beer Taxes and Licenses	8,849,672	8,476,533	8,430,409	8,416,377	8,179,281
Corporation Franchise Tax	94,337,368	92,508,381	77,788,371	77,827,368	119,446,502
Inheritance Tax	3,068,343	3,451,099	5,971,860	15,569,883	42,221,932
Miscellaneous Taxes	79,733,297	60,621,942	54,946,564	83,244,183	90,825,057
Interest on Deposits and Investments	55,730,046	104,385,425	85,337,251	53,138,146	27,972,434
Licenses, Fees and Permits	73,221,093	74,769,007	75,057,042	71,799,562	70,423,939
Sales, Services, Leases and Rentals	95,163,024	87,099,977	97,571,486	92,280,375	103,753,352
Refunds	19,564,464	16,493,200	11,067,155	17,367,068	13,459,212
All Other Sources	1,584,952,390	1,508,951,193	1,418,067,689	1,366,677,724	1,245,329,325
<b>Total Revenues</b>	<b>10,498,166,905</b>	<b>10,824,710,868</b>	<b>10,382,125,696</b>	<b>9,874,356,607</b>	<b>9,082,095,720</b>
<b>Total Transfers In</b>	<b>2,581,970,810</b>	<b>1,759,454,969</b>	<b>1,477,266,865</b>	<b>1,994,343,848</b>	<b>1,646,981,938</b>
<b>Total Revenues and Transfers In</b>	<b>\$ 13,080,137,715</b>	<b>\$ 12,584,165,837</b>	<b>\$ 11,859,392,561</b>	<b>\$ 11,868,700,455</b>	<b>\$ 10,729,077,658</b>
	Appropriation Year 2009	Appropriation Year 2008	Appropriation Year 2007	Appropriation Year 2006	Appropriation Year 2005
<b><u>EXPENDITURES AND TRANSFERS OUT</u></b>					
Expenditures					
Personal Service Expense and Equipment	\$ 1,151,637,819	\$ 1,101,677,595	\$ 1,054,843,187	\$ 1,012,592,156	\$ 1,022,306,989
Capital Improvements	427,271,547	357,141,328	536,124,782	489,066,704	453,936,394
Program Specific	50,896,844	39,010,012	39,217,372	29,291,052	22,289,609
Refunds (Note 7)	4,834,395,969	4,524,144,023	4,072,746,815	3,941,066,112	3,926,202,633
Court Ordered Desegregation Payments (Note 4)	1,440,854,291	1,258,397,685	1,208,797,133	1,128,904,333	1,071,305,603
	10,000,000	11,000,000	12,000,000	13,000,000	15,000,000
<b>Total Expenditures</b>	<b>7,915,056,470</b>	<b>7,291,370,643</b>	<b>6,923,729,289</b>	<b>6,613,920,357</b>	<b>6,511,041,228</b>
<b>Transfers Out</b>	<b>5,844,082,218</b>	<b>5,136,730,622</b>	<b>4,680,525,869</b>	<b>4,799,126,333</b>	<b>4,406,278,387</b>
<b>Total Expenditures and Transfers Out</b>	<b>13,759,138,688</b>	<b>12,428,101,265</b>	<b>11,604,255,158</b>	<b>11,413,046,690</b>	<b>10,917,319,615</b>
<b>Excess Revenues and Transfers In (Expenditures and Transfers Out)</b>	<b>\$ (679,000,973)</b>	<b>\$ 156,064,572</b>	<b>\$ 255,137,403</b>	<b>\$ 455,653,765</b>	<b>\$ (188,241,957)</b>

The notes are an integral part of this report.

**STATE OF MISSOURI**  
**CHART OF REVENUES, EXPENDITURES AND TRANSFERS**  
**FOR THE PAST FIVE YEARS - GENERAL REVENUE FUNDS**  
Millions of Dollars



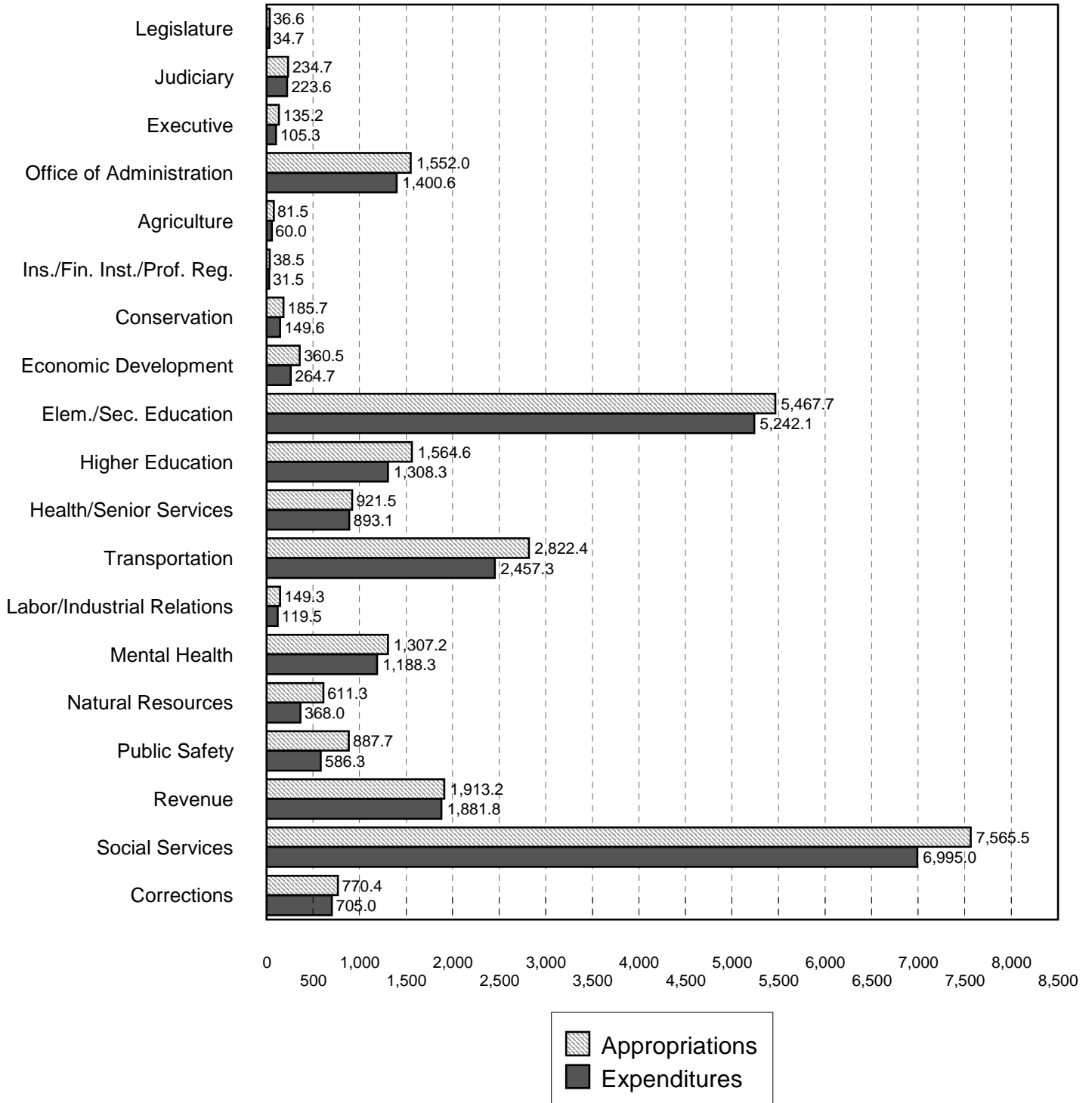
■ Revenues and Transfers  
▨ Expenditures and Transfers

**STATE OF MISSOURI**  
**SUMMARY OF APPROPRIATION ACTIVITY BY DEPARTMENT**  
**ALL FUNDS**  
**FOR THE APPROPRIATION YEAR 2009**

	Appropriations	Expenditures and Transfers Out June 30, 2009	Lapse Period Corrections and Transfers Out	Total Expenditures and Transfers Out	Reappropriations to 2010	Lapse of Appropriations
Legislature	\$ 36,577,666.00	\$ 34,672,282.84	\$ ---	\$ 34,672,282.84	\$ ---	\$ 1,905,383.16
Judiciary	234,660,360.00	223,608,171.57	(349.50)	223,607,822.07	---	11,052,537.93
Executive	135,174,099.00	105,343,709.06	(60.00)	105,343,649.06	---	29,830,449.94
Office of Administration	1,552,010,773.43	1,400,605,737.43	(9,154.54)	1,400,596,582.89	37,351,074.00	114,063,116.54
Agriculture	81,457,572.59	59,995,020.86	(220.50)	59,994,800.36	628,419.00	20,834,353.23
Insurance, Financial Institutions and Professional Registration	38,540,702.00	31,528,211.21	4,042.50	31,532,253.71	---	7,008,448.29
Conservation	185,734,310.65	149,609,517.59	---	149,609,517.59	22,881,188.00	13,243,605.06
Economic Development	360,468,347.00	264,713,039.38	220.37	264,713,259.75	695,000.00	95,060,087.25
Elementary and Secondary Education	5,467,711,927.50	5,242,140,488.68	(3,773.13)	5,242,136,715.55	15,599,659.00	209,975,552.95
Higher Education	1,564,611,739.44	1,308,279,177.25	---	1,308,279,177.25	210,687,560.00	45,645,002.19
Health and Senior Services	921,509,169.63	893,106,899.57	(90.09)	893,106,809.48	4,451.00	28,397,909.15
Transportation	2,822,419,057.00	2,458,217,880.02	(873,065.48)	2,457,344,814.54	7,912,480.00	357,161,762.46
Labor and Indus- trial Relations	149,277,373.98	119,491,712.93	(4,940.96)	119,486,771.97	2,581,586.00	27,209,016.01
Mental Health	1,307,191,301.59	1,188,330,612.87	1,718.72	1,188,332,331.59	30,992,977.00	87,865,993.00
Natural Resources	611,277,281.14	368,029,020.02	1,501.04	368,030,521.06	16,855,617.00	226,391,143.08
Public Safety	887,701,852.31	586,288,809.44	4,476.22	586,293,285.66	94,317,096.00	207,091,470.65
Revenue	1,913,191,825.00	1,881,879,068.08	(35,821.21)	1,881,843,246.87	315.00	31,348,263.13
Social Services	7,565,523,018.37	6,994,974,333.57	(2,174.36)	6,994,972,159.21	19,027,743.00	551,523,116.16
Corrections	770,402,780.87	705,001,870.36	(883.96)	705,000,986.40	18,935,539.00	46,466,255.47
Subtotals	26,605,441,157.50	24,015,815,562.73	(918,574.88)	24,014,896,987.85	478,470,704.00	2,112,073,465.65
Appropriated Transfers Out	8,948,812,306.00	8,400,880,696.31	846.28	8,400,881,542.59	---	547,930,763.41
Court Ordered Desegregation Payments (Note 4)	10,000,000.00	10,000,000.00	---	10,000,000.00	---	---
Totals	<u>\$ 35,564,253,463.50</u>	<u>\$ 32,426,696,259.04</u>	<u>\$ (917,728.60)</u>	<u>\$ 32,425,778,530.44</u>	<u>\$ 478,470,704.00</u>	<u>\$ 2,660,004,229.06</u>

The notes are an integral part of this report.

**STATE OF MISSOURI**  
**CHART OF APPROPRIATIONS AND EXPENDITURES BY DEPARTMENT**  
**ALL FUNDS**  
**FOR THE APPROPRIATION YEAR 2009**  
**Millions of Dollars**

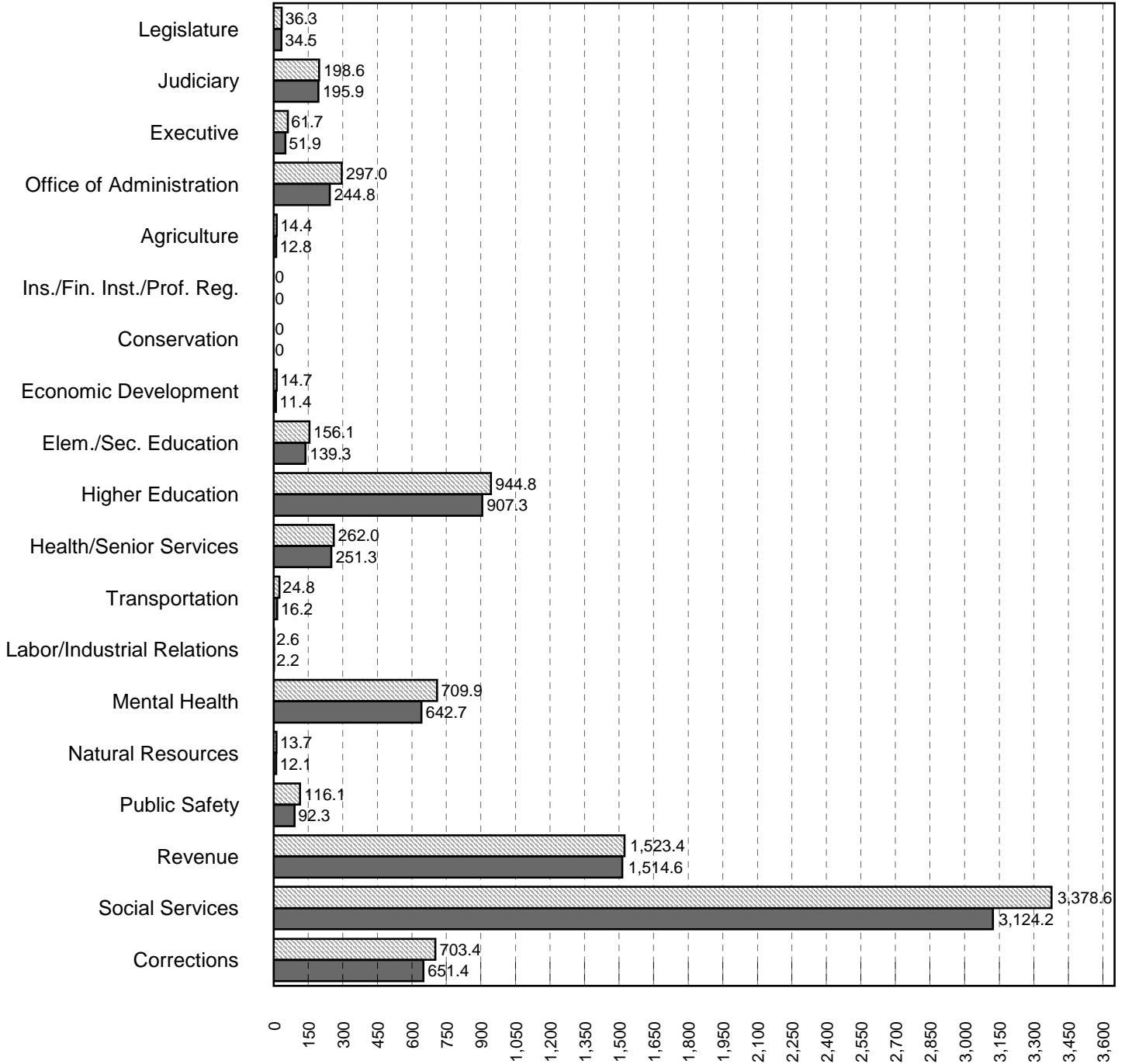


**STATE OF MISSOURI**  
**SUMMARY OF APPROPRIATION ACTIVITY BY DEPARTMENT**  
**GENERAL REVENUE FUNDS**  
**FOR THE APPROPRIATION YEAR 2009**

	Appropriations	Expenditures and Transfers Out June 30, 2009	Lapse Period Corrections and Transfers Out	Total Expenditures and Transfers Out	Reappropriations to 2010	Lapse of Appropriations
Legislature	\$ 36,285,411.00	\$ 34,478,008.00	\$ ---	\$ 34,478,008.00	\$ ---	\$ 1,807,403.00
Judiciary	198,604,497.00	195,943,051.22	(145.60)	195,942,905.62	---	2,661,591.38
Executive	61,678,560.00	51,943,115.27	(60.00)	51,943,055.27	---	9,735,504.73
Office of Administration	297,000,105.05	244,751,462.77	665.67	244,752,128.44	36,844,976.00	15,403,000.61
Agriculture	14,415,393.59	12,822,670.46	(220.50)	12,822,449.96	628,419.00	964,524.63
Insurance, Financial Institutions and Professional Registration	---	---	---	---	---	---
Conservation	---	---	---	---	---	---
Economic Development	14,722,913.00	11,434,264.13	112.05	11,434,376.18	695,000.00	2,593,536.82
Elementary and Secondary Education	156,137,683.84	139,286,966.33	(582.66)	139,286,383.67	12,525,287.00	4,326,013.17
Higher Education	944,773,774.00	907,313,759.88	---	907,313,759.88	6,604,609.00	30,855,405.12
Health and Senior Services	262,019,243.00	251,281,809.63	(16,064.92)	251,265,744.71	---	10,753,498.29
Transportation	24,792,698.00	16,248,973.66	(1,107.00)	16,247,866.66	7,912,480.00	632,351.34
Labor and Indus- trial Relations	2,561,633.60	2,171,171.77	---	2,171,171.77	191,680.00	198,781.83
Mental Health	709,914,072.59	642,735,214.10	1,718.72	642,736,932.82	30,992,977.00	36,184,162.77
Natural Resources	13,685,180.12	12,098,769.95	5.69	12,098,775.64	185,973.00	1,400,431.48
Public Safety	116,052,397.69	92,325,406.39	15,087.06	92,340,493.45	5,894,319.00	17,817,585.24
Revenue	1,523,425,864.00	1,514,659,438.51	(36,616.65)	1,514,622,821.86	315.00	8,802,727.14
Social Services	3,378,641,066.05	3,124,326,294.13	(87,315.35)	3,124,238,978.78	18,895,714.00	235,506,373.27
Corrections	703,357,339.89	651,361,461.74	(844.81)	651,360,616.93	18,935,539.00	33,061,183.96
Subtotals	8,458,067,832.42	7,905,181,837.94	(125,368.30)	7,905,056,469.64	140,307,288.00	412,704,074.78
Appropriated Transfers Out	6,074,331,216.00	5,844,082,554.77	(336.58)	5,844,082,218.19	---	230,248,997.81
Court Ordered Desegregation Payments (Note 4)	10,000,000.00	10,000,000.00	---	10,000,000.00	---	---
Totals	<u>\$ 14,542,399,048.42</u>	<u>\$ 13,759,264,392.71</u>	<u>\$ (125,704.88)</u>	<u>\$ 13,759,138,687.83</u>	<u>\$ 140,307,288.00</u>	<u>\$ 642,953,072.59</u>

The notes are an integral part of this report.

**STATE OF MISSOURI**  
**CHART OF APPROPRIATIONS AND EXPENDITURES BY DEPARTMENT**  
**GENERAL REVENUE FUNDS**  
**FOR THE APPROPRIATION YEAR 2009**  
**Millions of Dollars**



Appropriations  
 Expenditures

**STATE OF MISSOURI**  
**OPERATING COSTS AND FLOW THROUGH PAYMENTS BY DEPARTMENT**  
**ALL FUNDS**  
**APPROPRIATION YEAR 2009**

---

Each year State departments receive appropriations. These appropriations include expenditures to operate the department, expenditures made for the benefit of other departments and distributions to other entities such as local governments or school districts. The "operating costs" are the expenditures made from the department's appropriations which are used to provide that department's services. The "flow through payments" includes expenditures used to fund other entities' or other departments' expenses and distributions to individuals, other entities or other departments for ultimate expenditure.

An analysis of an agency's operating costs gives a better indication of its effectiveness because operating costs are directly controlled by the agency's management. Flow through payments are normally the result of statutory or grant requirements. The spending of these moneys is more directly controlled by the entity or department which receives the flow through moneys.

The schedule on the following page shows that the moneys appropriated to an agency are not totally used for operation of that agency. This schedule shows appropriated expenditures for appropriation year 2009. However, these figures do not include appropriated expenditures of \$1,499,033,572.29 for refunds for overpayment of taxes and fees or investment of State money.

Expenditures for retirement, social security, health care, deferred compensation, reimbursements to Employment Security, statewide insurance, capital improvements, and building and grounds in the amount of \$2,549,904,699.33 have been allocated to the various departments. Most of the funding was appropriated to the Office of Administration.

The expenditures for debt service are segregated as they represent operating expenditures of the State as a whole. These expenditures are normally administered by the Office of Administration.

The expenditures for the court ordered desegregation payments (Note 4) are segregated because they are mandated by court order. These expenditures are normally administered by the Department of Elementary and Secondary Education.

**STATE OF MISSOURI  
OPERATING COSTS AND FLOW THROUGH PAYMENTS BY DEPARTMENT  
ALL FUNDS  
APPROPRIATION YEAR 2009**

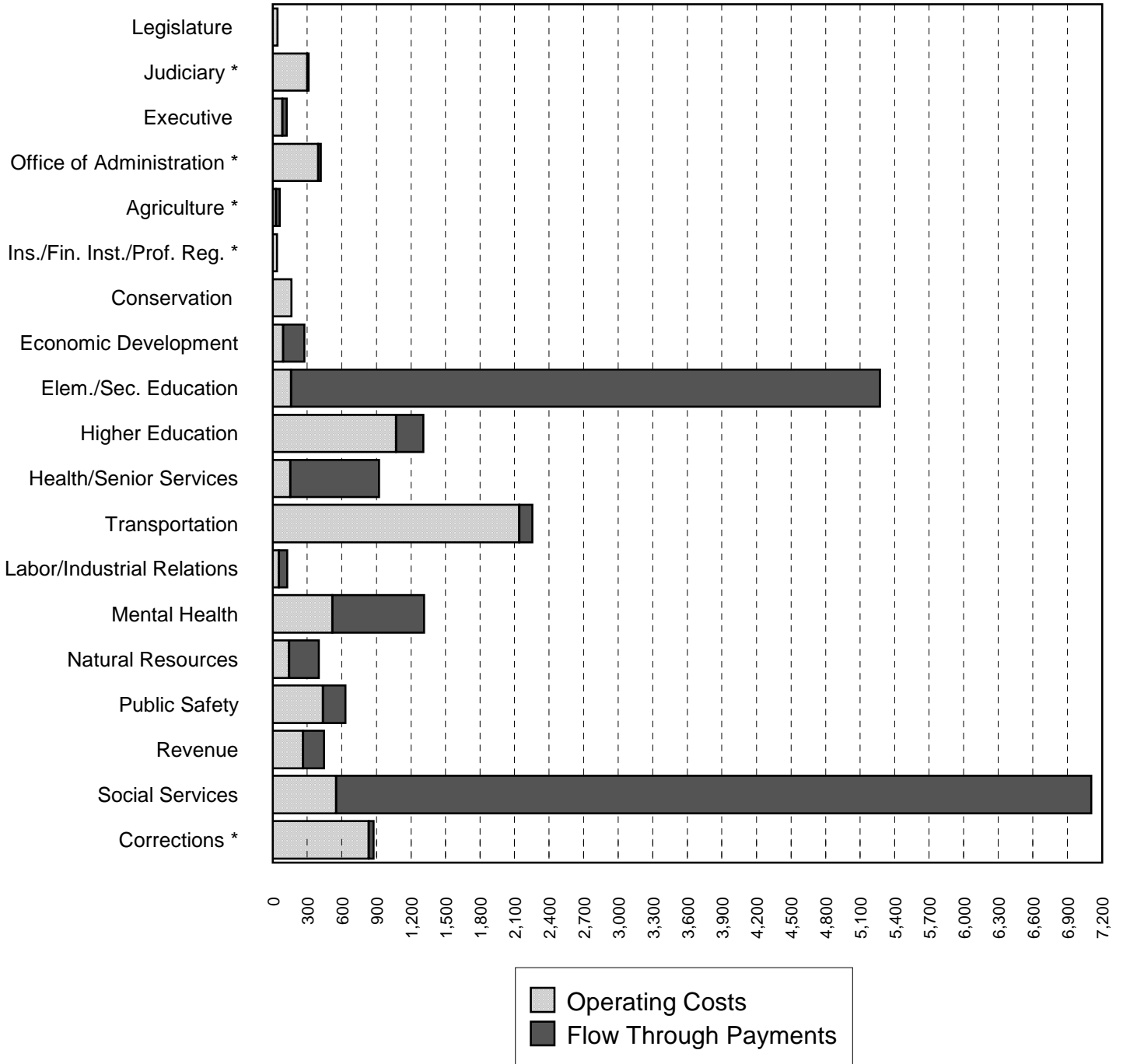
---

	Operating Costs	Flow Through Payments
Legislature	\$ 44,586,668.37	\$ ---
Judiciary	300,455,395.34	11,908,715.64
Executive	82,731,805.27	38,998,000.13
Office of Administration	397,504,709.52	21,096,658.96
Agriculture	30,119,366.38	34,674,363.90
Insurance, Financial Institutions and Professional Registration	38,906,489.74	1,240,562.00
Conservation	164,797,563.18	---
Economic Development	92,366,127.00	186,010,920.83
Elementary and Secondary Education	158,152,963.16	5,116,171,522.41
Higher Education	1,071,845,968.36	235,561,414.11
Health and Senior Services	154,643,562.38	771,243,121.96
Transportation (Note 8)	2,141,535,412.53	115,442,275.37
Labor and Industrial Relations (Note 8)	55,651,781.64	72,900,277.04
Mental Health	518,974,373.93	798,376,892.44
Natural Resources	142,660,444.22	260,168,109.16
Public Safety	437,709,671.33	195,980,903.47
Revenue	264,537,486.95	182,988,402.38
Social Services	551,754,300.51	6,559,317,139.76
Corrections	835,797,680.77	42,394,819.73
Debt Service (Note 8)	386,657,545.69	---
Court Ordered Desegregation Payments (Note 4)	---	10,000,000.00
	<u>\$ 7,871,389,316.27</u>	<u>\$ 14,654,474,099.29</u>
Totals		

The notes are an integral part of this report.



**STATE OF MISSOURI**  
**CHART OF OPERATING COSTS AND FLOW THROUGH PAYMENTS BY DEPARTMENT**  
**ALL FUNDS**  
**FOR THE APPROPRIATION YEAR 2009**  
**Millions of Dollars**



\*Immaterial Flow Through amounts not shown on this scale.

**STATE OF MISSOURI**  
**SUMMARY OF EXPENDITURES BY MAJOR CATEGORY**  
**AND FUND GROUP AND TRANSFERS OUT BY FUND GROUP**  
**FOR THE APPROPRIATION YEAR 2009**

	Personal Service	Expense and Equipment	Capital Improvements	Program Specific (Note 7)	Appropriated Transfers Out	Court Ordered Desegregation Payments (Note 4)	Totals
General Fund							
General Revenue							
Funds	\$ 1,151,637,818.84	\$ 427,271,547.45	\$ 50,896,844.32	\$ 6,275,250,259.03	\$ 5,844,082,218.19	\$ 10,000,000.00	\$ 13,759,138,687.83
Federal Funds	338,826,792.78	259,564,026.18	20,567,091.54	5,668,052,135.09	486,949,093.18	---	6,773,959,138.77
Special Revenue Funds	346,400,051.62	213,349,882.33	23,570,910.58	5,445,288,714.51	1,700,447,765.90	---	7,729,057,324.94
Debt Service Funds	---	---	---	95,349,838.78	---	---	95,349,838.78
Capital Projects Funds	401,999,924.21	388,194,796.73	1,200,525,217.72	360,021,605.21	24,401,070.26	---	2,375,142,614.13
Permanent Funds	---	645.18	---	4,080.51	391.00	---	5,116.69
Enterprise Funds	53,775,652.27	169,304,998.06	3,543,431.57	17,128,661.97	285,147,040.03	---	528,899,783.90
Internal Service Funds	46,711,790.85	194,725,102.87	48,097.38	19,959,072.61	20,426,198.53	---	281,870,262.24
Agency Funds	779,070,677.32	52,136.82	---	22,310,702.29	1,511,630.20	---	802,945,146.63
Private Purpose Trust Funds	532,083.57	3,801,104.21	---	37,161,293.45	37,916,135.30	---	79,410,616.53
<b>Totals</b>	<b>\$ 3,118,954,791.46</b>	<b>\$ 1,656,264,239.83</b>	<b>\$ 1,299,151,593.11</b>	<b>\$ 17,940,526,363.45</b>	<b>\$ 8,400,881,542.59</b>	<b>\$ 10,000,000.00</b>	<b>\$ 32,425,778,530.44</b>

The notes are an integral part of this report.

**STATE OF MISSOURI**  
**SUMMARY OF EXPENDITURES BY DEPARTMENT,**  
**FUND GROUP AND MAJOR CATEGORY AND TRANSFERS OUT BY FUND GROUP**  
**FOR THE APPROPRIATION YEAR 2009**

	General Fund		Special Revenue Funds	Debt Service Funds	Capital Projects Funds	Permanent Funds	Enterprise Funds	Internal Service Funds	Agency Funds	Private Purpose Trust Funds	Totals
	General Revenue Funds	Federal Funds									
<b>Legislature</b>											
Personal Service	\$ 25,445,456.25	\$ ---	\$ 103,264.87	\$ ---	\$ ---	\$ ---	\$ ---	\$ ---	\$ ---	\$ ---	\$ 25,548,721.12
Expense and Equipment	9,029,155.75	---	75,664.94	---	---	---	---	15,345.03	---	---	9,120,165.72
Capital Improvements	---	---	---	---	---	---	---	---	---	---	---
Program Specific (Note 7)	3,396.00	---	---	---	---	---	---	---	---	---	3,396.00
<b>Judiciary</b>											
Personal Service	168,175,601.59	2,638,132.26	2,332,408.20	---	---	---	---	---	---	---	173,146,142.05
Expense and Equipment	19,173,472.49	2,400,596.31	7,777,654.83	---	---	---	---	66,949.89	655.00	---	29,419,328.52
Capital Improvements	4,141.28	---	---	---	---	---	---	---	---	---	4,141.28
Program Specific (Note 7)	8,589,690.26	974,131.13	8,988,676.66	---	---	---	---	195.00	2,485,517.17	---	21,038,210.22
<b>Executive</b>											
Personal Service	29,475,331.15	3,014,924.89	5,995,137.62	---	---	---	80,364.00	22,978.00	---	532,083.57	39,120,819.23
Expense and Equipment	16,218,616.69	4,218,588.28	6,403,504.38	---	---	---	4,504.96	120,959.72	---	965,275.87	27,931,449.90
Capital Improvements	28,203.04	---	935.39	---	---	---	---	---	---	---	29,138.43
Program Specific (Note 7)	6,220,904.39	3,738,916.89	3,168,911.27	---	---	---	---	---	---	25,133,508.95	38,262,241.50
<b>Office of Administration</b>											
Personal Service	40,328,634.84	14,927,616.89	2,550,572.81	---	---	---	1,240,296.16	31,149,871.65	779,070,677.32	---	869,267,669.67
Expense and Equipment	63,776,901.77	44,034,085.81	7,976,465.09	---	16,139.30	---	5,374,921.30	150,301,602.81	49,551.75	---	271,529,667.83
Capital Improvements	10,463,085.37	---	---	---	---	---	1,620,102.50	27,830.00	---	---	12,111,017.87
Program Specific (Note 7)	130,183,506.46	11,096,161.73	3,806,165.54	95,349,838.78	467,309.61	---	214,348.94	6,461,248.78	109,647.68	---	247,688,227.52
<b>Agriculture</b>											
Personal Service	7,298,229.29	894,443.11	3,151,648.39	---	---	---	1,158,666.02	---	---	---	12,502,986.81
Expense and Equipment	2,793,560.02	816,049.00	2,988,320.22	---	---	---	2,829,289.56	---	---	---	9,427,218.80
Capital Improvements	2,138,345.14	---	---	---	---	---	---	---	---	---	2,138,345.14
Program Specific (Note 7)	592,315.51	177,367.04	35,100,241.07	---	---	---	18,828.57	---	37,497.42	---	35,926,249.61
<b>Insurance, Financial Institutions and Professional Registration</b>											
Personal Service	---	---	19,847,738.70	---	---	---	---	2,996,475.54	---	---	22,844,214.24
Expense and Equipment	---	---	6,060,026.18	---	---	---	---	1,085,402.71	---	---	7,145,428.89
Capital Improvements	---	---	118,552.33	---	---	---	---	---	---	---	118,552.33
Program Specific (Note 7)	---	1,090,562.00	275,760.91	---	---	---	---	57,735.34	---	---	1,424,058.25
<b>Conservation</b>											
Personal Service	---	---	78,434,832.77	---	---	---	---	---	---	---	78,434,832.77
Expense and Equipment	---	---	47,282,501.77	---	---	---	---	---	---	---	47,282,501.77
Capital Improvements	---	---	15,572,649.21	---	---	---	---	---	---	---	15,572,649.21
Program Specific (Note 7)	---	---	8,319,533.84	---	---	---	---	---	---	---	8,319,533.84
<b>Economic Development</b>											
Personal Service	3,415,733.17	18,200,464.91	12,408,369.62	---	---	---	---	300,405.25	---	---	34,324,972.95
Expense and Equipment	2,005,880.13	6,298,181.90	22,064,189.97	---	---	---	---	348,076.14	---	---	30,716,328.14
Capital Improvements	---	4,585.27	---	---	---	---	---	---	---	---	4,585.27
Program Specific (Note 7)	6,012,762.88	122,308,081.73	61,353,678.30	---	---	---	---	---	9,992,850.48	---	199,667,373.39
<b>Elementary and Secondary Education</b>											
Personal Service	34,935,651.49	30,020,139.51	476,659.57	---	---	---	---	---	---	---	65,432,450.57
Expense and Equipment	28,230,310.41	13,387,625.67	5,595,385.01	---	---	---	---	---	---	---	47,213,321.09
Capital Improvements	3,466,057.66	---	477,852.64	---	---	---	---	---	---	---	3,943,910.30
Program Specific (Note 7)	72,654,364.11	847,917,397.50	4,204,975,271.98	---	---	---	---	---	---	---	5,125,547,033.59
<b>Higher Education</b>											
Personal Service	681,830.44	278,862.49	2,124,338.72	---	---	---	---	---	---	---	3,085,031.65
Expense and Equipment	495,234.31	49,847.73	10,644,494.81	---	---	---	---	---	---	2,835,828.34	14,025,405.19
Capital Improvements	---	---	---	---	---	---	---	---	---	---	---
Program Specific (Note 7)	906,136,695.13	1,629,912.67	381,454,167.32	---	---	---	---	---	1,947,965.29	---	1,291,168,740.41

**STATE OF MISSOURI  
SUMMARY OF EXPENDITURES BY DEPARTMENT,  
FUND GROUP AND MAJOR CATEGORY AND TRANSFERS OUT BY FUND GROUP  
FOR THE APPROPRIATION YEAR 2009**

	General Fund										Totals
	General		Special Revenue Funds	Debt Service Funds	Capital Projects Funds	Permanent Funds	Enterprise Funds	Internal Service Funds	Agency Funds	Private Purpose Trust Funds	
	Revenue Funds	Federal Funds									
Health and Senior Services											
Personal Service	27,139,107.14	41,999,149.10	3,601,474.97	---	---	---	---	---	---	---	72,739,731.21
Expense and Equipment	6,817,916.47	17,843,024.40	7,123,336.02	---	---	645.18	---	---	---	---	31,784,922.07
Capital Improvements	---	106.79	---	---	21,425.63	---	---	---	---	---	21,532.42
Program Specific (Note 7)	217,308,721.10	556,521,951.84	14,720,466.33	---	---	4,080.51	---	---	5,404.00	---	788,560,623.78
Transportation											
Personal Service	57,012.42	974,929.22	1,355,023.19	---	400,891,716.94	---	---	---	---	---	403,278,681.77
Expense and Equipment	13,115.00	2,365,462.10	501,832.09	---	387,096,951.07	---	---	---	---	---	389,977,360.26
Capital Improvements	---	---	---	---	1,198,460,568.18	---	---	---	---	---	1,198,460,568.18
Program Specific (Note 7)	16,177,739.24	72,120,293.68	37,314,512.41	---	340,015,659.00	---	---	---	---	---	465,628,204.33
Labor and Industrial Relations											
Personal Service	1,761,242.39	20,716,343.42	8,608,051.51	---	---	---	---	---	---	---	31,085,637.32
Expense and Equipment	185,264.18	8,266,564.67	3,363,552.44	---	---	---	---	---	---	---	11,815,381.29
Capital Improvements	224,665.20	---	102,406.56	---	---	---	---	---	---	---	327,071.76
Program Specific (Note 7)	---	3,599,915.19	69,348,356.69	---	---	---	---	---	3,310,409.72	---	76,258,681.60
Mental Health											
Personal Service	261,270,798.89	22,497,870.74	611,169.19	---	---	---	---	---	---	---	284,379,838.82
Expense and Equipment	63,211,988.14	6,302,289.32	638,320.58	---	---	---	259,294.26	---	---	---	70,411,892.30
Capital Improvements	13,408,585.79	---	283,832.44	---	---	---	16,863.00	---	---	---	13,709,281.23
Program Specific (Note 7)	304,845,560.00	472,284,708.35	30,798,403.47	---	---	---	11,902,647.42	---	---	---	819,831,319.24
Natural Resources											
Personal Service	6,821,393.82	14,925,669.01	34,323,608.37	---	---	---	6,635,900.49	4,605,972.30	---	---	67,312,543.99
Expense and Equipment	4,824,759.00	5,323,198.04	13,878,516.26	---	---	---	10,101,591.67	2,575,225.04	---	---	36,703,290.01
Capital Improvements	30,597.97	229,344.55	3,447,218.76	---	---	---	1,915,963.43	---	---	---	5,623,124.71
Program Specific (Note 7)	422,024.85	16,290,985.99	206,216,740.72	---	18,540,315.99	---	16,807,653.21	113,841.59	---	---	258,391,562.35
Public Safety											
Personal Service	45,902,196.13	15,696,003.98	156,933,909.05	---	1,108,207.27	---	37,439,315.15	---	---	---	257,079,631.58
Expense and Equipment	28,205,705.97	27,764,154.12	56,670,380.99	---	1,081,706.36	---	4,462,775.60	63,813.25	1,930.07	---	118,250,466.36
Capital Improvements	4,249,286.32	15,370,723.08	3,565,256.19	---	1,742,067.26	---	7,365.64	---	---	---	24,934,698.49
Program Specific (Note 7)	13,983,305.03	157,074,702.33	13,760,328.14	---	998,320.61	---	82,393.12	---	129,440.00	---	186,028,489.23
Revenue											
Personal Service	33,085,920.44	33,931.77	7,820,322.44	---	---	---	7,221,110.45	---	---	---	48,161,285.10
Expense and Equipment	17,762,173.33	3,640,813.59	5,535,411.21	---	---	---	146,531,914.97	---	---	---	173,470,313.10
Capital Improvements	---	---	---	---	---	---	---	---	---	---	---
Program Specific (Note 7)	1,463,774,728.09	---	196,139,163.12	---	---	---	5,438.13	---	292,319.33	---	1,660,211,648.67
Social Services											
Personal Service	110,357,236.36	150,140,615.00	5,721,521.63	---	---	---	---	---	---	---	266,219,372.99
Expense and Equipment	48,095,929.28	113,949,927.54	8,770,325.54	---	---	---	---	5,447,547.44	---	---	176,263,729.80
Capital Improvements	481,621.63	8,765.35	2,207.06	---	---	---	---	---	---	---	492,594.04
Program Specific (Note 7)	2,965,304,191.51	3,401,218,231.80	169,446,603.37	---	---	---	---	---	3,999,651.20	12,027,784.50	6,551,996,462.38
Corrections											
Personal Service	355,486,443.03	1,867,696.48	---	---	---	---	---	7,636,088.11	---	---	364,990,227.62
Expense and Equipment	116,431,564.51	2,903,617.70	---	---	---	---	---	34,440,886.58	---	---	153,776,068.79
Capital Improvements	16,402,254.92	4,953,566.50	---	---	301,156.65	---	---	3,404.38	---	---	21,660,382.45
Program Specific (Note 7)	163,040,354.47	8,815.22	101,733.37	---	---	---	---	1,423,404.48	---	---	164,574,307.54
Transfers Out											
Appropriated	5,844,082,218.19	486,949,093.18	1,700,447,765.90	---	24,401,070.26	391.00	285,147,040.03	20,426,198.53	1,511,630.20	37,916,135.30	8,400,881,542.59
Court Ordered Desegregation Payments (Note 4)	10,000,000.00	---	---	---	---	---	---	---	---	---	10,000,000.00
<b>Totals</b>	<b>\$ 13,759,138,687.83</b>	<b>\$ 6,773,959,138.77</b>	<b>\$ 7,729,057,324.94</b>	<b>\$ 95,349,838.78</b>	<b>\$ 2,375,142,614.13</b>	<b>\$ 5,116.69</b>	<b>\$ 528,899,783.90</b>	<b>\$ 281,870,262.24</b>	<b>\$ 802,945,146.63</b>	<b>\$ 79,410,616.53</b>	<b>\$ 32,425,778,530.44</b>

The notes are an integral part of this report.

**STATE OF MISSOURI**  
**SUMMARY OF APPROPRIATIONS BY FUND GROUP**  
**FOR THE APPROPRIATION YEAR 2009**

	<u>Appropriations</u>	<u>Expenditures and Appropriated Transfers Out</u>	<u>Reappropriations to 2010</u>	<u>Lapse of Appropriations</u>
General Fund:				
General Revenue Funds	\$ 14,542,399,048.42	\$ 13,759,138,687.83	\$ 140,307,288.00	\$ 642,953,072.59
Federal Funds	7,848,923,799.84	6,773,959,138.77	80,471,484.00	994,493,177.07
Special Revenue Funds	8,597,928,960.89	7,729,057,324.94	248,207,868.00	620,663,767.95
Debt Service Funds	95,499,343.00	95,349,838.78	---	149,504.22
Capital Projects Funds	2,663,449,950.62	2,375,142,614.13	3,643,735.00	284,663,601.49
Permanent Funds	35,556.00	5,116.69	---	30,439.31
Enterprise Funds	567,302,870.73	528,899,783.90	5,840,329.00	32,562,757.83
Internal Service Funds	324,625,092.00	281,870,262.24	---	42,754,829.76
Agency Funds	844,049,708.00	802,945,146.63	---	41,104,561.37
Private Purpose Trust Funds	<u>80,039,134.00</u>	<u>79,410,616.53</u>	<u>---</u>	<u>628,517.47</u>
Totals	<u>\$ 35,564,253,463.50</u>	<u>\$ 32,425,778,530.44</u>	<u>\$ 478,470,704.00</u>	<u>\$ 2,660,004,229.06</u>

The notes are an integral part of this report.

**STATE OF MISSOURI**  
**SUMMARY OF APPROPRIATIONS BY FUND AND DEPARTMENT**  
**GENERAL REVENUE FUNDS**  
**FOR THE APPROPRIATION YEAR 2009**

	Appropriations	Expenditures and Appropriated Transfers Out	Reappropriations to 2010	Lapse of Appropriations
<b><u>General Revenue - 0101</u></b>				
Legislature	\$ 36,285,411.00	\$ 34,478,008.00	\$ ---	\$ 1,807,403.00
Judiciary	198,604,497.00	195,942,905.62	---	2,661,591.38
Executive	58,406,509.00	49,682,999.67	---	8,723,509.33
Office of Administration	223,418,958.16	206,940,316.68	6,280,752.00	10,197,889.48
Agriculture	12,991,085.60	11,481,551.47	553,468.00	956,066.13
Economic Development	9,428,347.00	7,496,457.51	625,000.00	1,306,889.49
Elementary and Secondary Education	145,287,234.00	135,797,095.10	5,164,137.00	4,326,001.90
Higher Education	944,773,774.00	907,313,759.88	6,604,609.00	30,855,405.12
Health and Senior Services	262,019,243.00	251,265,744.71	---	10,753,498.29
Transportation	24,792,698.00	16,247,866.66	7,912,480.00	632,351.34
Labor and Industrial Relations	2,145,174.00	1,946,393.12	---	198,780.88
Mental Health	667,177,950.23	628,834,559.62	2,159,245.00	36,184,145.61
Natural Resources	12,842,157.00	11,583,051.84	---	1,259,105.16
Public Safety	107,621,217.44	87,598,988.62	2,204,653.00	17,817,575.82
Revenue	1,518,972,128.00	1,510,937,084.44	315.00	8,034,728.56
Social Services	1,660,288,127.36	1,483,452,516.26	15,517,760.00	161,317,851.10
Corrections	667,651,419.25	633,862,887.25	727,357.00	33,061,175.00
<b><u>Uncompensated Care - 0108</u></b>				
Social Services	99,317,900.00	96,575,337.34	---	2,742,562.66
<b><u>Facilities Maintenance Reserve - 0124</u></b>				
Office of Administration	52,758,141.89	17,013,814.96	30,564,224.00	5,180,102.93
Agriculture	1,424,307.99	1,340,898.49	74,951.00	8,458.50
Economic Development	77,935.00	7,935.00	70,000.00	---
Elementary and Secondary Education	10,850,449.84	3,489,288.57	7,361,150.00	11.27
Labor and Industrial Relations	416,459.60	224,778.65	191,680.00	0.95
Mental Health	42,736,122.36	13,902,373.20	28,833,732.00	17.16
Natural Resources	226,424.12	40,449.77	185,973.00	1.35
Public Safety	8,431,180.25	4,741,504.83	3,689,666.00	9.42
Revenue	1,829,523.00	1,757,222.98	---	72,300.02
Social Services	3,808,458.69	430,500.12	3,377,954.00	4.57
Corrections	35,705,920.64	17,497,729.68	18,208,182.00	8.96
<b><u>State Property Preservation - 0128</u></b>				
Office of Administration	1.00	---	---	1.00
<b><u>Intergovernmental Transfer - 0139</u></b>				
Social Services	69,329,250.00	69,329,226.85	---	23.15
<b><u>Federal Reimbursement Allowance - 0142</u></b>				
Social Services	1,154,434,493.00	1,126,621,197.10	---	27,813,295.90
<b><u>Pharmacy Reimbursement Allowance - 0144</u></b>				
Social Services	114,533,855.00	99,862,996.59	---	14,670,858.41
<b><u>MO HealthNet Managed Care Organization Reimbursement Allowance - 0160</u></b>				
Social Services	50,683,825.00	50,683,825.00	---	---

**STATE OF MISSOURI  
SUMMARY OF APPROPRIATIONS BY FUND AND DEPARTMENT  
GENERAL REVENUE FUNDS  
FOR THE APPROPRIATION YEAR 2009**

	<u>Appropriations</u>	<u>Expenditures and Appropriated Transfers Out</u>	<u>Reappropriations to 2010</u>	<u>Lapse of Appropriations</u>
<b><u>State Treasurer's General Operations - 0164</u></b>				
Executive	2,060,819.00	1,955,678.67	---	105,140.33
Office of Administration	5,845.00	5,844.60	---	0.40
<b><u>Child Support Enforcement Collections - 0169</u></b>				
Office of Administration	1,759,724.00	1,759,722.41	---	1.59
Economic Development	586,428.00	586,427.79	---	0.21
Revenue	2,624,213.00	1,928,514.44	---	695,698.56
Social Services	12,223,426.00	10,087,887.91	---	2,135,538.09
<b><u>Missouri Technology Investment - 0172</u></b>				
Economic Development	4,380,203.00	3,093,555.88	---	1,286,647.12
<b><u>Missouri Water Development - 0174</u></b>				
Natural Resources	475,000.00	475,000.00	---	---
<b><u>Missouri Humanities Council Trust - 0177</u></b>				
Economic Development	250,000.00	250,000.00	---	---
<b><u>Nursing Facility Federal Reimbursement Allowance - 0196</u></b>				
Social Services	214,021,731.00	187,195,491.61	---	26,826,239.39
<b><u>Post Closure - 0198</u></b>				
Natural Resources	141,599.00	274.03	---	141,324.97
<b><u>Attorney General's Court Costs - 0603</u></b>				
Executive	187,000.00	175,482.80	---	11,517.20
<b><u>Attorney General's Anti-Trust - 0666</u></b>				
Executive	624,232.00	128,894.13	---	495,337.87
<b><u>State Elections Subsidy - 0686</u></b>				
Executive	400,000.00	---	---	400,000.00
<b><u>State Legal Expense - 0692</u></b>				
Office of Administration	19,057,435.00	19,032,429.79	---	25,005.21
Subtotals	8,458,067,832.42	7,905,056,469.64	140,307,288.00	412,704,074.78
<b>Appropriated Transfers Out</b>	6,074,331,216.00	5,844,082,218.19	---	230,248,997.81
<b>Court Ordered Desegregation Payments</b>	10,000,000.00	10,000,000.00	---	---
<b>Totals</b>	<b><u>\$ 14,542,399,048.42</u></b>	<b><u>\$ 13,759,138,687.83</u></b>	<b><u>\$ 140,307,288.00</u></b>	<b><u>\$ 642,953,072.59</u></b>

**STATE OF MISSOURI  
SUMMARY OF APPROPRIATIONS BY FUND AND DEPARTMENT  
FEDERAL FUNDS  
FOR THE APPROPRIATION YEAR 2009**

---

	Appropriations	Expenditures and Appropriated Transfers Out	Reappropriations to 2010	Lapse of Appropriations
<b><u>Vocational Rehabilitation - 0104</u></b>				
Office of Administration	\$ 540,423.00	\$ 176,235.81	\$ ---	\$ 364,187.19
Elementary and Secondary Education	87,031,663.00	79,005,073.79	---	8,026,589.21
<b><u>Elementary and Secondary Education - 0105</u></b>				
Office of Administration	551,815.00	217,461.04	---	334,353.96
Elementary and Secondary Education	891,384,546.00	811,840,047.43	---	79,544,498.57
<b><u>Office of the State Public Defender - 0112</u></b>				
Judiciary	125,000.00	30,906.07	---	94,093.93
<b><u>Pharmacy Rebates - 0114</u></b>				
Social Services	98,030,528.00	96,052,108.47	---	1,978,419.53
<b><u>State Auditor - 0115</u></b>				
Executive	512,393.00	320,487.24	---	191,905.76
Office of Administration	481.00	---	---	481.00
<b><u>Higher Education - 0116</u></b>				
Higher Education	4,119,468.00	1,958,622.89	---	2,160,845.11
<b><u>Commission on Human Rights - 0117</u></b>				
Labor and Industrial Relations	1,097,915.00	886,396.68	---	211,518.32
<b><u>Community Development Block Grant (Pass-through) - 0118</u></b>				
Economic Development	28,000,000.00	23,222,563.78	---	4,777,436.22
<b><u>Third Party Liability Collections - 0120</u></b>				
Judiciary	380,563.00	273,336.04	---	107,226.96
Office of Administration	7,145.00	7,143.22	---	1.78
Social Services	24,729,849.00	15,582,409.12	---	9,147,439.88
<b><u>Juvenile Accountability Incentive - 0121</u></b>				
Public Safety	2,073,710.00	823,529.43	---	1,250,180.57
<b><u>Labor and Industrial Relations Administration - 0122</u></b>				
Office of Administration	4,008,356.00	3,320,718.64	---	687,637.36
Labor and Industrial Relations	5,723,309.00	3,685,447.95	---	2,037,861.05
<b><u>Community Development Block Grant (Administration) - 0123</u></b>				
Economic Development	1,164,666.00	819,972.23	---	344,693.77
<b><u>Multimodal Operations - 0126</u></b>				
Transportation	127,283,004.00	51,534,721.28	---	75,748,282.72
<b><u>Economic Development - 0129</u></b>				
Economic Development	4,117.00	4,117.00	---	---



**STATE OF MISSOURI  
SUMMARY OF APPROPRIATIONS BY FUND AND DEPARTMENT  
FEDERAL FUNDS  
FOR THE APPROPRIATION YEAR 2009**

---

	<u>Appropriations</u>	<u>Expenditures and Appropriated Transfers Out</u>	<u>Reappropriations to 2010</u>	<u>Lapse of Appropriations</u>
<b><u>Corrections - 0130</u></b>				
Office of Administration	2,172.00	2,169.81	1.00	1.19
Corrections	14,251,685.52	9,733,695.90	---	4,517,989.62
<b><u>Revenue - 0132</u></b>				
Revenue	6,669,721.00	3,674,745.36	---	2,994,975.64
<b><u>Agriculture - 0133</u></b>				
Office of Administration	4,161.00	4,160.00	---	1.00
Agriculture	4,613,305.00	1,887,859.15	---	2,725,445.85
<b><u>Office of Administration - 0135</u></b>				
Office of Administration	10,038,246.00	9,965,547.51	27,730.00	44,968.49
<b><u>Attorney General - 0136</u></b>				
Executive	5,245,173.00	2,752,295.50	---	2,492,877.50
Office of Administration	5,097.00	595.69	---	4,501.31
<b><u>Supreme Court - 0137</u></b>				
Judiciary	10,447,683.00	5,708,617.59	---	4,739,065.41
Office of Administration	876.00	698.35	---	177.65
<b><u>Missouri Council on the Arts - 0138</u></b>				
Economic Development	687,886.00	574,340.42	---	113,545.58
<b><u>Natural Resources - 0140</u></b>				
Office of Administration	1,621,420.00	1,621,418.26	---	1.74
Natural Resources	58,198,017.65	35,269,663.47	1,125,199.00	21,803,155.18
<b><u>Management Information Systems - 0141</u></b>				
Economic Development	1.00	---	---	1.00
<b><u>Health - 0143</u></b>				
Office of Administration	71,393.00	59,007.95	---	12,385.05
Health and Senior Services	627,239,301.00	615,999,965.13	---	11,239,335.87
<b><u>State Emergency Management - 0145</u></b>				
Office of Administration	2,857.00	2,856.04	---	0.96
Public Safety	79,659,067.00	49,416,174.18	---	30,242,892.82
<b><u>Mental Health Intergovernmental Transfer - 0147</u></b>				
Mental Health	8,000,000.00	7,628,188.00	---	371,812.00
<b><u>Mental Health - 0148</u></b>				
Office of Administration	38,028.00	5,591.97	---	32,436.03
Mental Health	535,826,706.00	493,456,680.41	---	42,370,025.59
<b><u>Highway Safety - 0149</u></b>				
Transportation	30,500,521.00	22,699,856.70	---	7,800,664.30
<b><u>Secretary of State Records - 0150</u></b>				
Executive	15,000.00	8,307.67	---	6,692.33

**STATE OF MISSOURI  
SUMMARY OF APPROPRIATIONS BY FUND AND DEPARTMENT  
FEDERAL FUNDS  
FOR THE APPROPRIATION YEAR 2009**

---

	Appropriations	Expenditures and Appropriated Transfers Out	Reappropriations to 2010	Lapse of Appropriations
<b><u>National Endowment for Human Services American Treasury Grant - 0151</u></b>				
Executive	241,949.00	15,617.44	---	226,331.56
Office of Administration	7,092.00	2,984.00	---	4,108.00
<b><u>Public Safety - 0152</u></b>				
Office of Administration	8,768.00	1,630.17	---	7,137.83
Public Safety	38,748,364.00	24,170,430.48	---	14,577,933.52
<b><u>Job Development and Training - 0155</u></b>				
Office of Administration	47,335.00	18,802.45	---	28,532.55
Economic Development	139,705,026.00	115,581,789.88	---	24,123,236.12
<b><u>Election Admin Improvement - 0157</u></b>				
Executive	13,574,158.00	4,604,898.70	---	8,969,259.30
<b><u>Election Improvement Revolving Loan - 0158</u></b>				
Executive	396,185.00	198,861.80	---	197,323.20
<b><u>Title XIX - 0163</u></b>				
Social Services	2,968,979,472.00	2,775,003,057.27	---	193,976,414.73
<b><u>Information Technology - 0165</u></b>				
Office of Administration	64,342,203.00	53,902,035.83	---	10,440,167.17
<b><u>Secretary of State - 0166</u></b>				
Executive	200,000.00	---	---	200,000.00
<b><u>Family Services Donations - 0167</u></b>				
Social Services	133,994.00	10,093.66	---	123,900.34
<b><u>DHSS Disaster - 0178</u></b>				
Health and Senior Services	1.00	---	---	1.00
<b><u>Missouri Veterans Commission - 0184</u></b>				
Public Safety	8,000,001.95	1,601,277.22	6,398,724.00	0.73
<b><u>MCSAP - Transportation - 0185</u></b>				
Transportation	2,000,000.00	1,226,107.02	---	773,892.98
<b><u>Labor Standards - 0186</u></b>				
Office of Administration	340.00	---	---	340.00
Labor and Industrial Relations	1,506,699.00	725,234.32	---	781,464.68
<b><u>Assistive Technology - 0188</u></b>				
Elementary and Secondary Education	836,331.00	443,000.03	---	393,330.97
<b><u>Federal and Other - 0189</u></b>				
Social Services	63,000.00	60,703.27	---	2,296.73
<b><u>Adjutant General - 0190</u></b>				
Office of Administration	56,659.00	9,000.31	---	47,658.69
Public Safety	210,966,404.34	34,048,051.58	72,787,801.00	104,130,551.76

**STATE OF MISSOURI  
SUMMARY OF APPROPRIATIONS BY FUND AND DEPARTMENT  
FEDERAL FUNDS  
FOR THE APPROPRIATION YEAR 2009**

---

	<u>Appropriations</u>	<u>Expenditures and Appropriated Transfers Out</u>	<u>Reappropriations to 2010</u>	<u>Lapse of Appropriations</u>
<b><u>Crime Victims - 0191</u></b>				
Public Safety	5,712,671.00	3,754,539.63	---	1,958,131.37
<b><u>Insurance - 0192</u></b>				
Insurance, Financial Institutions and Professional Registration	1,090,562.00	1,090,562.00	---	---
<b><u>Federal Drug Seizure - 0194</u></b>				
Public Safety	1,140,471.00	1,065,359.37	---	75,111.63
<b><u>Secretary of State - 0195</u></b>				
Executive	4,278,583.00	3,071,961.71	---	1,206,621.29
Office of Administration	6,250.00	---	---	6,250.00
<b><u>Community Service Commission - 0197</u></b>				
Economic Development	2,981,725.00	2,695,688.31	---	286,036.69
<b><u>Temporary Assistance for Needy Families - 0199</u></b>				
Office of Administration	32,658.00	32,656.41	---	1.59
Social Services	153,993,544.00	150,660,312.53	---	3,333,231.47
<b><u>Social Services - 0610</u></b>				
Office of Administration	199,334.00	191,422.93	---	7,911.07
Social Services	685,188,687.38	615,986,074.61	132,029.00	69,070,583.77
<b><u>Missouri Disaster - 0663</u></b>				
Public Safety	95,265,250.00	95,265,227.36	---	22.64
<b><u>Abandoned Mine Reclamation - 0697</u></b>				
Natural Resources	180.00	---	---	180.00
<b><u>Justice Assistance Grant Program - 0782</u></b>				
Office of Administration	15,905.00	7,904.49	---	8,000.51
Public Safety	6,372,338.00	5,727,893.37	---	644,444.63
<b><u>Unemployment Compensation Administration - 0948</u></b>				
Office of Administration	1,033,744.00	499,119.03	---	534,624.97
Labor and Industrial Relations	38,660,861.00	27,197,530.86	---	11,463,330.14
<b><u>Federal Budget Stabilization - Medicaid Reimbursement - 2000</u></b>				
Social Services	8,539,851.00	5,817,550.00	---	2,722,301.00
<b><u>Federal Stimulus - Office of Administration - 2236</u></b>				
Office of Administration	22,440.00	8,704.52	---	13,735.48
<b><u>Federal Stimulus - Agriculture - 2240</u></b>				
Agriculture	500,000.00	---	---	500,000.00

**STATE OF MISSOURI  
SUMMARY OF APPROPRIATIONS BY FUND AND DEPARTMENT  
FEDERAL FUNDS  
FOR THE APPROPRIATION YEAR 2009**

---

	<u>Appropriations</u>	<u>Expenditures and Appropriated Transfers Out</u>	<u>Reappropriations to 2010</u>	<u>Lapse of Appropriations</u>
<b><u>Federal Stimulus - Conservation - 2248</u></b>				
Conservation	250,000.00	---	---	250,000.00
<b><u>Federal Stimulus - Economic Development - 2252</u></b>				
Economic Development	36,271,284.00	3,912,842.19	---	32,358,441.81
<b><u>Federal Stimulus - Elementary and Secondary Education - 2256</u></b>				
Elementary and Secondary Education	5,818,144.00	37,041.43	---	5,781,102.57
<b><u>Federal Stimulus - Health and Senior Services - 2264</u></b>				
Health and Senior Services	3,503,895.00	364,267.00	---	3,139,628.00
<b><u>Federal Stimulus - Labor and Industrial Relations - 2272</u></b>				
Labor and Industrial Relations	397,761.00	88,213.47	---	309,547.53
<b><u>Federal Stimulus - Natural Resources - 2280</u></b>				
Natural Resources	27,773,443.00	1,499,534.12	---	26,273,908.88
<b><u>Federal Stimulus - Public Safety - 2284</u></b>				
Public Safety	52,944.00	18,048.27	---	34,895.73
<b><u>Federal Stimulus - Public Safety Justice Assistance Grant - 2285</u></b>				
Public Safety	217,074.00	15,052.62	---	202,021.38
<b><u>Federal Stimulus - Social Services - 2292</u></b>				
Social Services	8,966,619.00	6,145,230.76	---	2,821,388.24
Subtotals	7,208,007,468.84	6,287,010,045.59	80,471,484.00	840,525,939.25
<b>Appropriated Transfers Out</b>	640,916,331.00	486,949,093.18	---	153,967,237.82
Totals	<u>\$ 7,848,923,799.84</u>	<u>\$ 6,773,959,138.77</u>	<u>\$ 80,471,484.00</u>	<u>\$ 994,493,177.07</u>

**STATE OF MISSOURI  
SUMMARY OF APPROPRIATIONS BY FUND AND DEPARTMENT  
SPECIAL REVENUE FUNDS  
FOR THE APPROPRIATION YEAR 2009**

---

	Appropriations	Expenditures and Appropriated Transfers Out	Reappropriations to 2010	Lapse of Appropriations
<b><u>Marguerite Ross Barnett</u></b>				
<b><u>Scholarship - 0131</u></b>				
Higher Education	\$ 510,000.00	\$ 480,384.60	\$ ---	\$ 29,615.40
<b><u>Utilecare Stabilization - 0134</u></b>				
Natural Resources	100.00	---	---	100.00
<b><u>Health Care Technology - 0170</u></b>				
Office of Administration	1,257,307.00	870,914.69	---	386,392.31
Health and Senior Services	1,559,034.00	1,538,765.00	---	20,269.00
Mental Health	5,075,000.00	1,250,000.00	---	3,825,000.00
Social Services	19,097,500.00	8,238,848.99	---	10,858,651.01
<b><u>Motorcycle Safety Trust - 0246</u></b>				
Transportation	425,000.00	378,890.05	---	46,109.95
<b><u>School District Bonds - 0248</u></b>				
Elementary and Secondary Education	392,000.00	346,306.02	---	45,693.98
<b><u>Compulsive Gamblers - 0249</u></b>				
Mental Health	501,422.00	363,598.90	---	137,823.10
Public Safety	141,905.00	94,498.84	---	47,406.16
<b><u>Missouri Crime Prevention</u></b>				
<b><u>Information and Programming - 0253</u></b>				
Public Safety	50,000.00	946.59	---	49,053.41
<b><u>Missouri Housing Trust - 0254</u></b>				
Economic Development	4,450,000.00	4,182,814.57	---	267,185.43
<b><u>Treasurer's Information - 0255</u></b>				
Executive	8,000.00	1,674.30	---	6,325.70
<b><u>Elevator Safety - 0257</u></b>				
Office of Administration	9,215.00	9,204.03	---	10.97
Public Safety	396,724.00	347,109.75	---	49,614.25
<b><u>Missouri Arts Council Trust - 0262</u></b>				
Office of Administration	27,612.00	6,185.76	---	21,426.24
Economic Development	8,856,503.00	7,432,472.91	---	1,424,030.09
<b><u>Missouri Commission for the Deaf</u></b>				
<b><u>Board of Certification of</u></b>				
<b><u>Interpreters - 0264</u></b>				
Office of Administration	8,000.00	7,672.86	---	327.14
Elementary and Secondary Education	117,000.00	107,992.71	---	9,007.29
<b><u>Secretary of State's Technology</u></b>				
<b><u>Trust Fund Account - 0266</u></b>				
Executive	3,534,369.00	2,459,827.70	---	1,074,541.30
<b><u>Missouri Air Emission</u></b>				
<b><u>Reduction - 0267</u></b>				
Office of Administration	141.00	---	---	141.00
Natural Resources	1,942,295.00	1,348,035.87	---	594,259.13

**STATE OF MISSOURI  
SUMMARY OF APPROPRIATIONS BY FUND AND DEPARTMENT  
SPECIAL REVENUE FUNDS  
FOR THE APPROPRIATION YEAR 2009**

---

	Appropriations	Expenditures and Appropriated Transfers Out	Reappropriations to 2010	Lapse of Appropriations
<b><u>Missouri National Guard</u></b>				
<b><u>Training Site - 0269</u></b>				
Public Safety	358,032.00	338,980.85	---	19,051.15
<b><u>Statewide Court Automation - 0270</u></b>				
Judiciary	5,590,453.00	5,437,050.63	---	153,402.37
<b><u>Nursing Facility Quality of Care - 0271</u></b>				
Office of Administration	522,031.00	358,617.29	---	163,413.71
Health and Senior Services	2,304,001.00	1,931,559.80	---	372,441.20
Social Services	615,913.00	379,902.82	---	236,010.18
<b><u>Tourism Supplemental Revenue - 0274</u></b>				
Office of Administration	59,508.00	22,309.84	---	37,198.16
Economic Development	24,295,919.00	21,389,145.27	---	2,906,773.73
<b><u>Health Initiatives - 0275</u></b>				
Office of Administration	14,840.00	9,515.53	---	5,324.47
Health and Senior Services	6,913,806.00	6,699,169.46	---	214,636.54
Mental Health	6,544,863.00	6,540,705.71	---	4,157.29
Revenue	83,904.00	56,076.73	---	27,827.27
Social Services	20,610,859.00	19,847,001.75	---	763,857.25
<b><u>Health Access Incentive - 0276</u></b>				
Office of Administration	15,700.00	8,518.02	---	7,181.98
Health and Senior Services	3,499,459.00	3,293,561.09	---	205,897.91
<b><u>Mental Health Housing Trust - 0277</u></b>				
Mental Health	301,867.00	290,000.00	---	11,867.00
<b><u>Business Extension Service</u></b>				
<b><u>Team - 0280</u></b>				
Economic Development	1,000,000.00	242,727.50	---	757,272.50
<b><u>Peace Officers Standards and</u></b>				
<b><u>Training Commission - 0281</u></b>				
Public Safety	1,415,000.00	1,403,115.34	---	11,884.66
<b><u>Independent Living Center - 0284</u></b>				
Elementary and Secondary Education	390,556.00	349,200.54	---	41,355.46
<b><u>Gaming Proceeds for Education - 0285</u></b>				
Revenue	5,000.00	---	---	5,000.00
<b><u>Gaming Commission - 0286</u></b>				
Executive	145,265.00	145,012.40	---	252.60
Office of Administration	2,304.00	---	---	2,304.00
Public Safety	22,204,995.00	18,748,204.29	---	3,456,790.71
Revenue	5,000.00	---	---	5,000.00
Social Services	500,000.00	453,315.13	---	46,684.87
<b><u>Outstanding Schools Trust - 0287</u></b>				
Elementary and Secondary Education	645,367,691.00	645,367,691.00	---	---
<b><u>Mental Health Earnings - 0288</u></b>				
Mental Health	4,726,019.00	4,677,764.14	---	48,254.86

**STATE OF MISSOURI**  
**SUMMARY OF APPROPRIATIONS BY FUND AND DEPARTMENT**  
**SPECIAL REVENUE FUNDS**  
**FOR THE APPROPRIATION YEAR 2009**

	Appropriations	Expenditures and Appropriated Transfers Out	Reappropriations to 2010	Lapse of Appropriations
<b><u>Bingo Proceeds for Education - 0289</u></b>				
Elementary and Secondary Education	2,114,578.66	2,002,753.74	40,763.00	71,061.92
Higher Education	600,000.00	128,617.04	471,382.00	0.96
Public Safety	5,000.00	---	---	5,000.00
<b><u>Highway - Grade Crossing Safety Account - 0290</u></b>				
Transportation	4,982,250.00	2,408,872.28	---	2,573,377.72
<b><u>Lottery Proceeds - 0291</u></b>				
Office of Administration	113,480.00	109,919.67	---	3,560.33
Elementary and Secondary Education	178,499,056.00	170,961,987.47	3,033,609.00	4,503,459.53
Higher Education	85,360,310.00	72,463,586.88	10,669,514.00	2,227,209.12
<b><u>Animal Health Laboratory Fee - 0292</u></b>				
Office of Administration	11,326.00	11,241.92	---	84.08
Agriculture	684,938.00	297,239.73	---	387,698.27
<b><u>Mammography - 0293</u></b>				
Office of Administration	4,640.00	3,602.16	---	1,037.84
Health and Senior Services	155,047.00	141,816.06	---	13,230.94
<b><u>Missouri Small Business Development Centers - 0294</u></b>				
Economic Development	500,000.00	485,000.00	---	15,000.00
<b><u>Animal Care Reserve - 0295</u></b>				
Office of Administration	16,416.00	14,536.09	---	1,879.91
Agriculture	569,453.00	335,925.13	---	233,527.87
<b><u>Aging - Elderly Home Delivered Meals Trust - 0296</u></b>				
Office of Administration	10,970.00	10,970.00	---	---
Health and Senior Services	200,000.00	67,836.00	---	132,164.00
Revenue	12,582.00	11,773.61	---	808.39
<b><u>Highway Patrol Inspection - 0297</u></b>				
Public Safety	91,000.00	90,963.48	---	36.52
<b><u>Missouri Public Health Services - 0298</u></b>				
Office of Administration	385,031.00	276,422.21	---	108,608.79
Health and Senior Services	6,038,617.00	5,243,109.98	---	795,507.02
<b><u>Livestock Brands - 0299</u></b>				
Office of Administration	3,242.00	2,324.88	---	917.12
Agriculture	38,151.00	21,660.30	---	16,490.70
<b><u>Missouri State Water Patrol - 0400</u></b>				
Public Safety	3,070,173.00	1,738,562.75	774,634.00	556,976.25
<b><u>Commodity Council Merchandising - 0406</u></b>				
Office of Administration	1,124.00	1,122.00	---	2.00
Agriculture	168,165.00	55,105.68	---	113,059.32

**STATE OF MISSOURI  
SUMMARY OF APPROPRIATIONS BY FUND AND DEPARTMENT  
SPECIAL REVENUE FUNDS  
FOR THE APPROPRIATION YEAR 2009**

---

	Appropriations	Expenditures and Appropriated Transfers Out	Reappropriations to 2010	Lapse of Appropriations
<b><u>Statutory Revision - 0546</u></b>				
Legislature	207,255.00	178,929.81	---	28,325.19
<b><u>Credit Unions - 0548</u></b>				
Office of Administration	9,334.00	9,256.94	---	77.06
Insurance, Financial Institutions and Professional Registration	1,303,292.00	1,058,149.80	---	245,142.20
<b><u>Finance - 0550</u></b>				
Office of Administration	180,703.00	154,875.86	---	25,827.14
Insurance, Financial Institutions and Professional Registration	6,846,772.00	6,100,487.15	---	746,284.85
<b><u>Insurance Examiners - 0552</u></b>				
Office of Administration	164,830.00	130,476.44	---	34,353.56
Insurance, Financial Institutions and Professional Registration	5,295,962.00	3,547,072.56	---	1,748,889.44
<b><u>Natural Resources Protection - 0555</u></b>				
Natural Resources	5,408,956.00	2,353,550.01	2,702,189.00	353,216.99
<b><u>Deaf Relay Service - 0559</u></b>				
Office of Administration	13,000.00	1,154.13	---	11,845.87
Economic Development	5,000,000.00	2,190,079.49	---	2,809,920.51
Elementary and Secondary Education	1,891,883.00	1,441,327.53	---	450,555.47
<b><u>Endowed Care Cemetery Audit - 0562</u></b>				
Health and Senior Services	2,899.00	1,944.65	---	954.35
<b><u>Missouri Community College Job Training Program - 0563</u></b>				
Economic Development	16,000,000.00	4,175,590.61	---	11,824,409.39
<b><u>Professional and Practical Nursing Student Loan and Nurse Loan Repayment - 0565</u></b>				
Office of Administration	6,648.00	5,580.06	---	1,067.94
Health and Senior Services	629,878.00	499,031.28	---	130,846.72
<b><u>Insurance Dedicated - 0566</u></b>				
Office of Administration	984,296.00	855,333.26	---	128,962.74
Insurance, Financial Institutions and Professional Registration	9,009,711.00	7,387,670.14	---	1,622,040.86
<b><u>International Trade Show Revolving - 0567</u></b>				
Office of Administration	2,762.00	---	---	2,762.00
Economic Development	72,238.00	3,257.02	---	68,980.98
<b><u>Natural Resources Protection - Water Pollution Permit Fee Subaccount - 0568</u></b>				
Executive	51,746.00	51,246.24	---	499.76
Office of Administration	9,485.00	143.00	---	9,342.00
Natural Resources	4,610,945.00	3,941,256.01	---	669,688.99



**STATE OF MISSOURI  
SUMMARY OF APPROPRIATIONS BY FUND AND DEPARTMENT  
SPECIAL REVENUE FUNDS  
FOR THE APPROPRIATION YEAR 2009**

---

	Appropriations	Expenditures and Appropriated Transfers Out	Reappropriations to 2010	Lapse of Appropriations
<b><u>Solid Waste Management - Scrap Tire Subaccount - 0569</u></b>				
Natural Resources	2,051,112.00	1,258,291.61	---	792,820.39
Revenue	10,000.00	4,540.21	---	5,459.79
<b><u>Solid Waste Management - 0570</u></b>				
Executive	41,827.00	41,827.00	---	---
Office of Administration	3,251.00	3,250.80	---	0.20
Natural Resources	20,427,168.00	12,030,863.77	---	8,396,304.23
<b><u>Missouri Qualified Fuel Ethanol Producer Incentive - 0571</u></b>				
Agriculture	12,500,000.00	12,500,000.00	---	---
<b><u>Aquaculture Marketing Development - 0573</u></b>				
Agriculture	33,932.00	13,014.71	---	20,917.29
<b><u>Metallic Minerals Waste Management - 0575</u></b>				
Office of Administration	320.00	320.00	---	---
Natural Resources	68,934.00	63,173.58	---	5,760.42
<b><u>Local Records Preservation - 0577</u></b>				
Executive	1,986,013.00	1,095,195.05	---	890,817.95
<b><u>Spinal Cord Injury - 0578</u></b>				
Higher Education	400,000.00	199,481.44	---	200,518.56
<b><u>Veterans' Trust - 0579</u></b>				
Public Safety	77,301.00	70,295.48	---	7,005.52
<b><u>Livestock Sales and Markets Fees - 0581</u></b>				
Office of Administration	652.00	93.44	---	558.56
Agriculture	32,565.00	8,012.96	---	24,552.04
<b><u>Manufactured Housing - 0582</u></b>				
Economic Development	545,925.00	414,918.77	---	131,006.23
<b><u>Natural Resources Protection - Air Pollution Asbestos Fee Subaccount - 0584</u></b>				
Office of Administration	40.00	---	---	40.00
Natural Resources	249,259.00	66,679.31	---	182,579.69
<b><u>Underground Storage Tank Regulation Program - 0586</u></b>				
Office of Administration	416.00	416.00	---	---
Natural Resources	82,086.00	71,863.06	---	10,222.94
<b><u>Chemical Emergency Preparedness - 0587</u></b>				
Office of Administration	11,500.00	4,816.80	---	6,683.20
Public Safety	992,682.00	794,165.37	---	198,516.63

**STATE OF MISSOURI  
SUMMARY OF APPROPRIATIONS BY FUND AND DEPARTMENT  
SPECIAL REVENUE FUNDS  
FOR THE APPROPRIATION YEAR 2009**

	Appropriations	Expenditures and Appropriated Transfers Out	Reappropriations to 2010	Lapse of Appropriations
<b><u>Motor Vehicle Commission - 0588</u></b>				
Executive	52,084.00	51,959.20	---	124.80
Office of Administration	57,652.00	56,983.81	---	668.19
Revenue	1,158,563.00	1,113,161.08	---	45,401.92
<b><u>Health Spa Regulatory - 0589</u></b>				
Executive	5,000.00	5,000.00	---	---
<b><u>Missouri CASA - 0590</u></b>				
Judiciary	100,000.00	83,031.80	---	16,968.20
<b><u>State Forensic Laboratory - 0591</u></b>				
Public Safety	581,125.00	577,782.20	---	3,342.80
<b><u>Services to Victims - 0592</u></b>				
Public Safety	5,478,098.00	4,749,326.40	---	728,771.60
<b><u>Natural Resources Protection - Air Pollution Permit Fee Subaccount - 0594</u></b>				
Executive	41,302.00	41,302.00	---	---
Office of Administration	1,593.00	---	---	1,593.00
Natural Resources	7,878,044.00	6,854,150.89	---	1,023,893.11
<b><u>Missouri Main Street Program - 0596</u></b>				
Economic Development	45,590.00	21,505.00	---	24,085.00
<b><u>Missouri Job Development - 0600</u></b>				
Office of Administration	7,000.00	---	---	7,000.00
Economic Development	11,093,931.00	9,979,056.61	---	1,114,874.39
<b><u>Children's Service Commission - 0601</u></b>				
Elementary and Secondary Education	10,000.00	---	---	10,000.00
<b><u>Water and Wastewater Loan Revolving - 0602</u></b>				
Natural Resources	130,606,107.00	116,634,094.06	---	13,972,012.94
<b><u>Missouri Breeders - 0605</u></b>				
Public Safety	5,000.00	2,000.00	---	3,000.00
<b><u>Public Service Commission - 0607</u></b>				
Office of Administration	11,620.00	2,974.16	---	8,645.84
Economic Development	13,896,048.00	12,426,190.06	---	1,469,857.94
<b><u>Conservation Commission - 0609</u></b>				
Executive	45,651.00	45,650.53	---	0.47
Office of Administration	1,069,652.00	885,624.74	---	184,027.26
Conservation	185,484,310.65	149,609,517.59	22,881,188.00	12,993,605.06
Revenue	557,113.00	553,253.06	---	3,859.94
<b><u>Parks Sales Tax - 0613</u></b>				
Executive	21,496.00	21,495.97	---	0.03
Office of Administration	162,419.00	109,442.49	---	52,976.51
Natural Resources	34,836,478.64	25,149,939.88	7,130,293.00	2,556,245.76

**STATE OF MISSOURI  
SUMMARY OF APPROPRIATIONS BY FUND AND DEPARTMENT  
SPECIAL REVENUE FUNDS  
FOR THE APPROPRIATION YEAR 2009**

---

	Appropriations	Expenditures and Appropriated Transfers Out	Reappropriations to 2010	Lapse of Appropriations
<b><u>Soil and Water Sales Tax - 0614</u></b>				
Executive	35,192.00	35,191.89	---	0.11
Office of Administration	7,619.00	606.67	---	7,012.33
Natural Resources	40,177,158.00	39,816,985.09	---	360,172.91
<b><u>Apple Merchandising - 0615</u></b>				
Agriculture	12,000.00	6,433.00	---	5,567.00
<b><u>State School Money - 0616</u></b>				
Office of Administration	38,460.00	---	---	38,460.00
Elementary and Secondary Education	2,323,324,214.00	2,309,723,009.55	---	13,601,204.45
Revenue	25,000.00	---	---	25,000.00
<b><u>Handicapped Children's Trust - 0618</u></b>				
Elementary and Secondary Education	118,350.00	104,371.45	---	13,978.55
<b><u>Social Services Educational Improvement - 0620</u></b>				
Office of Administration	42,528.00	16,223.20	---	26,304.80
Social Services	6,377,295.00	6,286,570.63	---	90,724.37
<b><u>Blind Pension - 0621</u></b>				
Office of Administration	30,071.00	30,069.27	---	1.73
Social Services	30,147,958.00	29,359,588.29	---	788,369.71
<b><u>Tort Victims' Compensation - 0622</u></b>				
Labor and Industrial Relations	2,455,000.00	2,420,351.40	---	34,648.60
<b><u>State Seminary Money - 0623</u></b>				
Higher Education	250,000.00	209,106.89	---	40,893.11
<b><u>Livestock Dealer Law Enforcement and Administration - 0624</u></b>				
Office of Administration	245.00	---	---	245.00
Agriculture	12,250.00	---	---	12,250.00
<b><u>Healthy Families Trust Fund - 0625</u></b>				
Office of Administration	168.00	---	---	168.00
Higher Education	437,640.00	437,640.00	---	---
Health and Senior Services	200,000.00	199,990.52	---	9.48
Mental Health	2,285,637.00	2,285,637.00	---	---
Public Safety	144,760.00	142,812.75	---	1,947.25
Social Services	64,779,494.00	64,779,494.00	---	---
<b><u>Board of Accountancy - 0627</u></b>				
Insurance, Financial Institutions and Professional Registration	459,600.00	414,087.17	---	45,512.83
<b><u>Board of Podiatric Medicine - 0629</u></b>				
Insurance, Financial Institutions and Professional Registration	20,669.00	12,430.35	---	8,238.65
<b><u>Board of Chiropractic Examiners - 0630</u></b>				
Insurance, Financial Institutions and Professional Registration	149,567.00	106,315.48	---	43,251.52

**STATE OF MISSOURI  
SUMMARY OF APPROPRIATIONS BY FUND AND DEPARTMENT  
SPECIAL REVENUE FUNDS  
FOR THE APPROPRIATION YEAR 2009**

---

	Appropriations	Expenditures and Appropriated Transfers Out	Reappropriations to 2010	Lapse of Appropriations
<b><u>Merchandising Practices</u></b>				
<b><u>Revolving - 0631</u></b>				
Executive	2,580,705.00	1,652,357.77	---	928,347.23
<b><u>Board of Embalmers and Funeral Directors - 0633</u></b>				
Insurance, Financial Institutions and Professional Registration	145,393.00	103,354.65	---	42,038.35
<b><u>Board of Registration for Healing Arts - 0634</u></b>				
Insurance, Financial Institutions and Professional Registration	2,569,569.00	2,328,856.55	---	240,712.45
<b><u>Board of Nursing - 0635</u></b>				
Office of Administration	1,722.00	---	---	1,722.00
Insurance, Financial Institutions and Professional Registration	2,013,341.00	1,591,399.95	---	421,941.05
<b><u>Board of Optometry - 0636</u></b>				
Insurance, Financial Institutions and Professional Registration	42,043.00	25,808.18	---	16,234.82
<b><u>Board of Pharmacy - 0637</u></b>				
Insurance, Financial Institutions and Professional Registration	1,763,016.00	1,227,973.85	---	535,042.15
<b><u>Missouri Real Estate Commission - 0638</u></b>				
Office of Administration	7,863.00	---	---	7,863.00
Insurance, Financial Institutions and Professional Registration	1,239,991.00	900,713.22	---	339,277.78
<b><u>Veterinary Medical Board - 0639</u></b>				
Insurance, Financial Institutions and Professional Registration	109,579.00	101,706.51	---	7,872.49
<b><u>Hft-Tobacco Prevention Account - 0643</u></b>				
Office of Administration	7.00	---	---	7.00
<b><u>Highway Department - 0644</u></b>				
Office of Administration	3,826,632.00	3,557,480.58	---	269,151.42
Transportation	30,800,000.00	24,428,838.85	---	6,371,161.15
Public Safety	192,613,302.74	171,168,771.09	4,514,774.00	16,929,757.65
Revenue	25,704,911.00	24,205,988.19	---	1,498,922.81
<b><u>Milk Inspection Fees - 0645</u></b>				
Office of Administration	6,014.00	4,943.90	---	1,070.10
Agriculture	1,489,415.00	1,043,319.82	---	446,095.18
<b><u>Health Document Services - 0646</u></b>				
Office of Administration	892,356.00	525,282.87	---	367,073.13
Health and Senior Services	887,972.00	693,576.86	---	194,395.14

**STATE OF MISSOURI  
SUMMARY OF APPROPRIATIONS BY FUND AND DEPARTMENT  
SPECIAL REVENUE FUNDS  
FOR THE APPROPRIATION YEAR 2009**

---

	Appropriations	Expenditures and Appropriated Transfers Out	Reappropriations to 2010	Lapse of Appropriations
<b><u>Grain Inspection Fees - 0647</u></b>				
Office of Administration	54,837.00	46,988.79	---	7,848.21
Agriculture	1,957,661.00	1,269,491.11	---	688,169.89
<b><u>Petition Audit Revolving Trust - 0648</u></b>				
Executive	844,350.00	718,711.51	---	125,638.49
<b><u>Water and Wastewater Loan - 0649</u></b>				
Natural Resources	140,535,357.00	35,574,972.19	---	104,960,384.81
<b><u>Tourism Marketing - 0650</u></b>				
Economic Development	15,000.00	15,000.00	---	---
<b><u>Excellence In Education - 0651</u></b>				
Office of Administration	20,000.00	10,520.77	---	9,479.23
Elementary and Secondary Education	2,977,188.00	1,560,624.33	---	1,416,563.67
<b><u>Workers' Compensation - 0652</u></b>				
Executive	589,565.00	476,857.85	---	112,707.15
Office of Administration	7,177,168.00	1,691,670.14	---	5,485,497.86
Labor and Industrial Relations	11,147,429.00	9,760,412.89	---	1,387,016.11
Revenue	2,057,888.00	2,057,887.52	---	0.48
<b><u>Workers' Compensation - Second Injury - 0653</u></b>				
Executive	3,037,118.00	2,903,532.82	---	133,585.18
Office of Administration	5,004.00	1,195.86	---	3,808.14
Labor and Industrial Relations	76,500,000.00	66,941,166.43	---	9,558,833.57
<b><u>Health - Donated - 0658</u></b>				
Office of Administration	152,574.00	73,997.34	---	78,576.66
Health and Senior Services	3,362,894.00	3,092,613.94	---	270,280.06
<b><u>Railroad Expense - 0659</u></b>				
Transportation	848,171.00	621,330.14	---	226,840.86
<b><u>Groundwater Protection - 0660</u></b>				
Natural Resources	586,359.00	502,704.91	---	83,654.09
<b><u>State Contracted Manufacturing Dairy Plant Inspection and Grading Fee - 0661</u></b>				
Agriculture	8,000.00	---	---	8,000.00
<b><u>Petroleum Inspection - 0662</u></b>				
Office of Administration	132,599.00	75,056.05	---	57,542.95
Agriculture	2,389,219.00	1,911,044.71	---	478,174.29
Revenue	35,497.00	35,204.04	---	292.96
<b><u>Energy Set-Aside Program - 0667</u></b>				
Natural Resources	9,200,047.00	3,966,745.35	---	5,233,301.65
<b><u>State Land Survey Program - 0668</u></b>				
Natural Resources	1,182,950.00	999,542.32	---	183,407.68

**STATE OF MISSOURI  
SUMMARY OF APPROPRIATIONS BY FUND AND DEPARTMENT  
SPECIAL REVENUE FUNDS  
FOR THE APPROPRIATION YEAR 2009**

---

	Appropriations	Expenditures and Appropriated Transfers Out	Reappropriations to 2010	Lapse of Appropriations
<b><u>Legal Defense and Defender - 0670</u></b>				
Judiciary	2,980,263.00	1,686,034.77	---	1,294,228.23
<b><u>Criminal Record System - 0671</u></b>				
Health and Senior Services	333.00	333.00	---	---
Public Safety	14,449,723.00	10,294,051.04	---	4,155,671.96
<b><u>Motor Fuel Tax - 0673</u></b>				
Revenue	188,000,000.00	181,390,103.88	---	6,609,896.12
<b><u>Highway Patrol Academy - 0674</u></b>				
Public Safety	814,285.00	385,625.58	---	428,659.42
<b><u>State Transportation - 0675</u></b>				
Transportation	3,196,111.00	3,094,310.11	---	101,800.89
<b><u>Hazardous Waste - 0676</u></b>				
Executive	320,903.00	319,397.80	---	1,505.20
Office of Administration	10,006.00	7,569.00	---	2,437.00
Health and Senior Services	265,011.00	207,905.56	---	57,105.44
Natural Resources	3,259,961.00	2,668,757.08	---	591,203.92
<b><u>Dental Board - 0677</u></b>				
Insurance, Financial Institutions and Professional Registration	686,993.00	559,180.84	---	127,812.16
<b><u>State Board of Architects, Engineers and Land Surveyors - 0678</u></b>				
Insurance, Financial Institutions and Professional Registration	770,443.00	547,945.17	---	222,497.83
<b><u>Safe Drinking Water - 0679</u></b>				
Executive	14,489.00	14,489.00	---	---
Office of Administration	10,097.00	---	---	10,097.00
Natural Resources	3,255,275.00	2,974,924.00	---	280,351.00
<b><u>Missouri Office of Prosecution Services - 0680</u></b>				
Executive	2,051,913.00	1,015,728.34	---	1,036,184.66
Revenue	5,100.00	5,009.69	---	90.31
<b><u>Crime Victims' Compensation - 0681</u></b>				
Judiciary	887,200.00	887,200.00	---	---
Office of Administration	56,144.00	11,833.41	---	44,310.59
Public Safety	8,992,090.00	8,210,105.95	---	781,984.05
<b><u>Marketing Development - 0683</u></b>				
Office of Administration	2,501.00	190.00	---	2,311.00
Agriculture	408,600.00	192,519.31	---	216,080.69
<b><u>Coal Mine Land Reclamation - 0684</u></b>				
Office of Administration	480.00	480.00	---	---
Natural Resources	931,921.00	43,410.20	---	888,510.80
<b><u>Fair Share - 0687</u></b>				
Revenue	11,000.00	---	---	11,000.00

**STATE OF MISSOURI  
SUMMARY OF APPROPRIATIONS BY FUND AND DEPARTMENT  
SPECIAL REVENUE FUNDS  
FOR THE APPROPRIATION YEAR 2009**

---

	Appropriations	Expenditures and Appropriated Transfers Out	Reappropriations to 2010	Lapse of Appropriations
<b><u>School District Trust - 0688</u></b>				
Elementary and Secondary Education	803,700,000.00	730,325,409.49	---	73,374,590.51
<b><u>Children's Trust - 0694</u></b>				
Office of Administration	3,735,333.00	3,033,832.44	---	701,500.56
Health and Senior Services	13,495.00	9,725.49	---	3,769.51
<b><u>Highway Patrol Motor Vehicle Revolving - 0695</u></b>				
Public Safety	8,060,256.00	2,963,188.24	---	5,097,067.76
<b><u>Meramac-Onondaga State Parks - 0698</u></b>				
Natural Resources	5,600.00	654.60	---	4,945.40
<b><u>Oil and Gas Remedial - 0699</u></b>				
Natural Resources	24,000.00	---	---	24,000.00
<b><u>Biodiesel Fuel Revolving - 0730</u></b>				
Natural Resources	147,601.00	144,336.70	---	3,264.30
<b><u>Drug Court Resources - 0733</u></b>				
Judiciary	5,917,354.00	5,525,736.12	---	391,617.88
<b><u>Legal Services for Low-Income People - 0735</u></b>				
Judiciary	225,389.00	---	---	225,389.00
<b><u>War on Terror Unemp Comp Fund - 0736</u></b>				
Labor and Industrial Relations	350,000.00	---	---	350,000.00
<b><u>Gear-Up Scholarship - 0737</u></b>				
Higher Education	700,000.00	406,645.00	---	293,355.00
<b><u>Investors Restitution Fund - 0741</u></b>				
Executive	2,094,200.00	2,093,390.41	---	809.59
<b><u>Head Injury - 0742</u></b>				
Health and Senior Services	852,400.00	852,395.84	---	4.16
<b><u>Missouri Commission for the Deaf and Hard of Hearing - 0743</u></b>				
Office of Administration	1,000.00	---	---	1,000.00
Elementary and Secondary Education	52,100.00	26,493.73	---	25,606.27
<b><u>Boiler and Pressure Vessels Safety - 0744</u></b>				
Office of Administration	10,290.00	10,167.16	---	122.84
Public Safety	330,228.00	330,055.83	---	172.17
<b><u>Second Capital Commission - 0745</u></b>				
Office of Administration	25,000.00	---	---	25,000.00
<b><u>Missouri Pet Spay/Neuter - 0747</u></b>				
Agriculture	20,000.00	18,000.00	---	2,000.00

**STATE OF MISSOURI  
SUMMARY OF APPROPRIATIONS BY FUND AND DEPARTMENT  
SPECIAL REVENUE FUNDS  
FOR THE APPROPRIATION YEAR 2009**

---

	Appropriations	Expenditures and Appropriated Transfers Out	Reappropriations to 2010	Lapse of Appropriations
<b><u>Stormwater Loan Revolving - 0754</u></b>				
Natural Resources	1,014,341.00	---	---	1,014,341.00
<b><u>Rural Water and Sewer Loan Revolving - 0755</u></b>				
Natural Resources	190,340.00	---	---	190,340.00
<b><u>Basic Civil Legal Services - 0757</u></b>				
Judiciary	4,193,476.00	4,051,147.60	---	142,328.40
<b><u>Highway Patrol Traffic Records - 0758</u></b>				
Public Safety	455,918.00	239,665.75	---	216,252.25
<b><u>Antiterrorism - 0759</u></b>				
Public Safety	5,000.00	---	---	5,000.00
<b><u>Life Sciences Research Trust - 0763</u></b>				
Economic Development	21,000,000.00	20,880,026.00	---	119,974.00
Social Services	28,725,000.00	28,311,716.00	---	413,284.00
<b><u>Youth Services Products - 0764</u></b>				
Social Services	1.00	---	---	1.00
<b><u>State Supplemental Downtown Development - 0766</u></b>				
Economic Development	3,146,400.00	77,538.73	---	3,068,861.27
<b><u>State Supplemental Rural Development - 0767</u></b>				
Economic Development	1.00	---	---	1.00
<b><u>Missouri State Penitentiary Redevelopment Commission - 0768</u></b>				
Office of Administration	350,001.00	---	350,001.00	---
<b><u>Missouri State Archives - St. Louis Trust - 0770</u></b>				
Executive	1.00	---	---	1.00
<b><u>DNA Profiling Analysis - 0772</u></b>				
Public Safety	1,892,079.00	1,164,152.77	307,560.00	420,366.23
<b><u>Department of Revenue Specialty Plate - 0775</u></b>				
Revenue	10,056.00	3,819.50	---	6,236.50
<b><u>Missouri Qualified Biodiesel Producer Incentive - 0777</u></b>				
Agriculture	34,275,000.00	21,656,786.78	---	12,618,213.22
<b><u>Missouri Rx Plan - 0779</u></b>				
Office of Administration	21,109.00	15,000.00	---	6,109.00
Social Services	10,730,525.00	4,593,244.50	---	6,137,280.50



**STATE OF MISSOURI  
SUMMARY OF APPROPRIATIONS BY FUND AND DEPARTMENT  
SPECIAL REVENUE FUNDS  
FOR THE APPROPRIATION YEAR 2009**

---

	Appropriations	Expenditures and Appropriated Transfers Out	Reappropriations to 2010	Lapse of Appropriations
<b><u>Putative Father Registry Fund - 0780</u></b>				
Office of Administration	12,600.00	4,315.00	---	8,285.00
Health and Senior Services	127,477.00	60,672.30	---	66,804.70
<b><u>Missouri Assistive Technology - 0781</u></b>				
Elementary and Secondary Education	750,000.00	741,283.80	---	8,716.20
<b><u>Economic Development Advancement - 0783</u></b>				
Economic Development	2,927,403.00	2,348,314.77	---	579,088.23
Natural Resources	111,169.00	101,133.75	---	10,035.25
<b><u>Classroom Trust - 0784</u></b>				
Elementary and Secondary Education	311,285,315.00	307,880,397.00	---	3,404,918.00
<b><u>Cosmetology and Barber Exam - 0785</u></b>				
Insurance, Financial Institutions and Professional Registration	292,273.00	288,926.55	---	3,346.45
<b><u>Missouri Wine and Grape - 0787</u></b>				
Office of Administration	15,149.00	14,218.84	---	930.16
Agriculture	1,802,883.00	1,692,686.50	---	110,196.50
<b><u>Part C Early Intervention - 0788</u></b>				
Elementary and Secondary Education	6,295,254.00	5,223,919.00	---	1,071,335.00
<b><u>Lewis &amp; Clark Discovery Fund - 0790</u></b>				
Higher Education	267,572,769.44	74,630,711.40	192,942,055.00	3.04
<b><u>Access MO Financial Assistance - 0791</u></b>				
Higher Education	95,827,307.00	94,738,875.94	---	1,088,431.06
<b><u>Consumer Restitution Fund - 0792</u></b>				
Insurance, Financial Institutions and Professional Registration	1.00	---	---	1.00
<b><u>Highway Patrol Expense - 0793</u></b>				
Public Safety	65,000.00	53,361.43	---	11,638.57
<b><u>Attorney General Trust - 0794</u></b>				
Executive	450,017.00	449,993.37	---	23.63
<b><u>Geologic Resources Fund - 0801</u></b>				
Natural Resources	124,824.00	90,070.71	---	34,753.29
<b><u>Veterinary Student Loan Payment - 0803</u></b>				
Agriculture	120,000.00	120,000.00	---	---
<b><u>MO Explosives Safety Act Admin - 0804</u></b>				
Public Safety	168,840.00	45,177.58	---	123,662.42
<b><u>MO Health Care Access - 0806</u></b>				
Health and Senior Services	1.00	---	---	1.00

**STATE OF MISSOURI  
SUMMARY OF APPROPRIATIONS BY FUND AND DEPARTMENT  
SPECIAL REVENUE FUNDS  
FOR THE APPROPRIATION YEAR 2009**

---

	<u>Appropriations</u>	<u>Expenditures and Appropriated Transfers Out</u>	<u>Reappropriations to 2010</u>	<u>Lapse of Appropriations</u>
<b><u>Fire Education - 0821</u></b>				
Public Safety	199,126.00	178,448.84	---	20,677.16
<b><u>Library Networking - 0822</u></b>				
Executive	2,250,001.00	881,323.88	---	1,368,677.12
<b><u>Boll Weevil Suppression and Eradication - 0823</u></b>				
Agriculture	108,274.00	17,816.43	---	90,457.57
<b><u>Organ Donor Program - 0824</u></b>				
Office of Administration	519,025.00	121,485.18	---	397,539.82
Health and Senior Services	315,550.00	132,851.07	---	182,698.93
<b><u>Child Labor Enforcement - 0826</u></b>				
Office of Administration	15,000.00	7,692.50	---	7,307.50
Labor and Industrial Relations	185,000.00	50,241.92	---	134,758.08
<b><u>Youth Opportunities and Violence Prevention - 0827</u></b>				
Economic Development	1.00	---	---	1.00
<b><u>Inmate Incarceration Reimbursement Act Revolving - 0828</u></b>				
Executive	145,537.00	128,865.95	---	16,671.05
<b><u>Secretary of State Investor Education Fund - 0829</u></b>				
Executive	776,061.00	698,975.61	---	77,085.39
<b><u>State Court Administration Revolving - 0831</u></b>				
Judiciary	230,000.00	143,185.75	---	86,814.25
<b><u>Recruitment and Retention Scholarship - 0832</u></b>				
Natural Resources	50,000.00	---	---	50,000.00
<b><u>Concentrated Animal Feeding Operation Indemnity - 0834</u></b>				
Natural Resources	100,000.00	---	---	100,000.00
<b><u>State Document Preservation - 0836</u></b>				
Executive	189,260.00	7,237.22	---	182,022.78
<b><u>Light Rail Safety - 0838</u></b>				
Transportation	1.00	---	---	1.00
<b><u>Academic Scholarship - 0840</u></b>				
Higher Education	16,359,000.00	15,691,000.00	---	668,000.00
<b><u>State Transportation Assistance Revolving - 0841</u></b>				
Transportation	975,000.00	975,000.00	---	---

**STATE OF MISSOURI  
SUMMARY OF APPROPRIATIONS BY FUND AND DEPARTMENT  
SPECIAL REVENUE FUNDS  
FOR THE APPROPRIATION YEAR 2009**

---

	Appropriations	Expenditures and Appropriated Transfers Out	Reappropriations to 2010	Lapse of Appropriations
<b><u>Criminal Justice Network and Technology Revolving - 0842</u></b>				
Public Safety	1,557,000.00	1,556,153.83	---	846.17
<b><u>Youth Services Treatment - 0843</u></b>				
Social Services	999.00	---	---	999.00
<b><u>Missouri Office of Prosecution Services Revolving - 0844</u></b>				
Executive	150,000.00	76,119.50	---	73,880.50
<b><u>Judiciary Education and Training - 0847</u></b>				
Judiciary	1,797,982.00	1,067,698.60	---	730,283.40
<b><u>Missouri Supplemental Tax Increment Financing - 0848</u></b>				
Economic Development	10,086,123.00	8,464,420.11	---	1,621,702.89
<b><u>Domestic Relations Resolution - 0852</u></b>				
Judiciary	300,000.00	217,654.42	---	82,345.58
<b><u>Correctional Substance Abuse Earnings - 0853</u></b>				
Corrections	264,600.00	101,733.37	---	162,866.63
<b><u>Missouri Wine Marketing and Research Development - 0855</u></b>				
Agriculture	15,000.00	---	---	15,000.00
<b><u>Advantage Missouri Trust - 0856</u></b>				
Higher Education	15,000.00	5,560.00	---	9,440.00
<b><u>Early Childhood Development, Education and Care - 0859</u></b>				
Office of Administration	25,808.00	3,757.17	---	22,050.83
Elementary and Secondary Education	15,336,244.00	14,876,157.00	---	460,087.00
Health and Senior Services	993,086.00	690,181.39	---	302,904.61
Social Services	14,517,888.00	10,833,780.07	---	3,684,107.93
<b><u>Guaranty Agency Operating - 0880</u></b>				
Office of Administration	903,684.00	586,435.40	---	317,248.60
Higher Education	16,779,261.00	13,365,529.36	---	3,413,731.64
<b><u>Federal Student Loan Reserve - 0881</u></b>				
Higher Education	125,000,000.00	121,465,862.30	---	3,534,137.70
<b><u>Premium - 0885</u></b>				
Social Services	15,422,940.00	10,730,390.57	---	4,692,549.43
<b><u>Missouri Alternative Fuel Vehicle Loan - 0886</u></b>				
Natural Resources	2,050.00	---	---	2,050.00

**STATE OF MISSOURI  
SUMMARY OF APPROPRIATIONS BY FUND AND DEPARTMENT  
SPECIAL REVENUE FUNDS  
FOR THE APPROPRIATION YEAR 2009**

---

	Appropriations	Expenditures and Appropriated Transfers Out	Reappropriations to 2010	Lapse of Appropriations
<b><u>Missouri Public Broadcasting Corporation Special - 0887</u></b>				
Economic Development	1,800,000.00	870,884.00	---	929,116.00
<b><u>Assistive Technology Loan Revolving - 0889</u></b>				
Elementary and Secondary Education	349,430.00	174,850.61	---	174,579.39
<b><u>Blindness Education, Screening, and Treatment Program - 0892</u></b>				
Health and Senior Services	99,000.00	3,365.00	---	95,635.00
Social Services	250,000.00	126,804.85	---	123,195.15
<b><u>Missouri Lead Abatement Loan - 0893</u></b>				
Health and Senior Services	76,000.00	---	---	76,000.00
<b><u>Dry-Cleaning Environmental Response Trust - 0898</u></b>				
Natural Resources	683,971.00	603,252.38	---	80,718.62
<b><u>Childhood Lead Testing - 0899</u></b>				
Office of Administration	13,037.00	1,017.00	---	12,020.00
Health and Senior Services	47,893.00	47,893.00	---	---
<b><u>Missouri National Guard Trust - 0900</u></b>				
Public Safety	6,120,006.00	5,242,352.35	---	877,653.65
<b><u>Agriculture Development - 0904</u></b>				
Office of Administration	1,958.00	1,329.30	---	628.70
Agriculture	222,707.00	78,120.11	---	144,586.89
<b><u>Mined Land Reclamation - 0906</u></b>				
Executive	14,459.00	14,458.91	---	0.09
Office of Administration	1,040.00	1,040.00	---	---
Natural Resources	2,005,623.00	511,721.27	---	1,493,901.73
<b><u>Downtown Revitalization Preservation - 0907</u></b>				
Economic Development	100,000.00	---	---	100,000.00
<b><u>Manufactured Housing Consumer Recovery - 0909</u></b>				
Economic Development	48,000.00	---	---	48,000.00
<b><u>Babler State Park - 0911</u></b>				
Natural Resources	165,951.00	94,975.51	---	70,975.49
<b><u>Breast Cancer Awareness Trust - 0915</u></b>				
Revenue	10,000.00	---	---	10,000.00
<b><u>Schools First Elementary and Secondary Education Improvement Fund - 0919</u></b>				
Elementary and Secondary Education	32,007,700.00	19,929,407.91	---	12,078,292.09

**STATE OF MISSOURI  
SUMMARY OF APPROPRIATIONS BY FUND AND DEPARTMENT  
SPECIAL REVENUE FUNDS  
FOR THE APPROPRIATION YEAR 2009**

	Appropriations	Expenditures and Appropriated Transfers Out	Reappropriations to 2010	Lapse of Appropriations
<b><u>School for the Blind Trust - 0920</u></b>				
Elementary and Secondary Education	1,500,000.00	359,731.16	---	1,140,268.84
<b><u>School for the Deaf Trust - 0922</u></b>				
Elementary and Secondary Education	25,000.00	22,255.16	---	2,744.84
<b><u>Governors' Council on Physical Fitness Institution Gift Trust - 0924</u></b>				
Health and Senior Services	50,000.00	20,057.54	---	29,942.46
<b><u>Institution Gift Trust - 0925</u></b>				
Office of Administration	90.00	---	---	90.00
Agriculture	29,910.00	1,099.40	---	28,810.60
<b><u>Mental Health Trust - 0926</u></b>				
Mental Health	2,824,743.00	910,952.28	---	1,913,790.72
<b><u>Secretary of State-Wolfner State Library - 0928</u></b>				
Executive	206,500.00	121,666.44	---	84,833.56
<b><u>DMH Local Tax Matching Fund - 0930</u></b>				
Mental Health	16,603,143.00	16,013,067.65	---	590,075.35
<b><u>Special Employment Security Bond Proceeds - 0947</u></b>				
Office of Administration	1.00	---	---	1.00
Labor and Industrial Relations	1.00	---	---	1.00
<b><u>Special Employment Security - 0949</u></b>				
Office of Administration	5,877,801.38	534,986.72	---	5,342,814.66
Economic Development	416,566.00	216,000.00	---	200,566.00
Labor and Industrial Relations	5,241,765.38	2,250,194.56	2,389,906.00	601,664.82
<b><u>Crippled Children's - 0950</u></b>				
Health and Senior Services	75,000.00	16,922.49	---	58,077.51
<b><u>State Fair Trust - 0951</u></b>				
Agriculture	10,000.00	1,934.00	---	8,066.00
<b><u>Aviation Trust - 0952</u></b>				
Transportation	11,597,305.00	7,264,126.26	---	4,333,178.74
Revenue	75,000.00	58,079.26	---	16,920.74
<b><u>Unemployment Automation - 0953</u></b>				
Office of Administration	5,000,000.00	---	---	5,000,000.00
<b><u>Hero at Home - 0995</u></b>				
Economic Development	350,000.00	11,296.47	---	338,703.53
Subtotals	6,744,039,418.89	6,028,609,559.04	248,207,868.00	467,221,991.85
<b>Appropriated Transfers Out</b>	<b>1,853,889,542.00</b>	<b>1,700,447,765.90</b>	<b>---</b>	<b>153,441,776.10</b>
Totals	<b>\$ 8,597,928,960.89</b>	<b>\$ 7,729,057,324.94</b>	<b>\$ 248,207,868.00</b>	<b>\$ 620,663,767.95</b>

**STATE OF MISSOURI  
SUMMARY OF APPROPRIATIONS BY FUND AND DEPARTMENT  
DEBT SERVICE FUNDS  
FOR THE APPROPRIATION YEAR 2009**

---

	<u>Appropriations</u>	<u>Expenditures and Appropriated Transfers Out</u>	<u>Reappropriations to 2010</u>	<u>Lapse of Appropriations</u>
<b><u>Water Pollution Control Bond and Interest - Series B 2002 - 0200</u></b>				
Office of Administration	\$ 16,691,519.00	\$ 16,691,518.76	\$ ---	\$ 0.24
<b><u>Third State Building Bond Interest and Sinking - Series A 2002 - 0201</u></b>				
Office of Administration	31,892,875.00	31,892,875.00	---	---
<b><u>Fourth State Building Bond and Interest - Series A 2002 - 0202</u></b>				
Office of Administration	14,811,482.00	14,811,481.26	---	0.74
<b><u>Water Pollution Control Bond and Interest - Series A 2003 - 0203</u></b>				
Office of Administration	747,713.00	747,712.50	---	0.50
<b><u>Third State Building Bond, Interest and Sinking - Series A 2003 - 0204</u></b>				
Office of Administration	15,011,813.00	15,011,812.50	---	0.50
<b><u>Special Employment Security - Principal and Interest - 0205</u></b>				
Office of Administration	1.00	---	---	1.00
<b><u>Fourth State Building Bond and Interest - Series A 2005 - 0206</u></b>				
Office of Administration	2,266,500.00	2,214,750.00	---	51,750.00
<b><u>Water Pollution Control Bond and Interest - Series A 2007 - 0207</u></b>				
Office of Administration	3,298,850.00	3,298,850.00	---	---
<b><u>Water Pollution Control Bond and Interest - Series A 2005 - 0218</u></b>				
Office of Administration	4,755,000.00	4,755,000.00	---	---
<b><u>Stormwater Control Bond and Interest - Series A 2005 - 0219</u></b>				
Office of Administration	858,750.00	858,750.00	---	---
<b><u>Water Pollution Control Bond and Interest - Series A 2002 - 0231</u></b>				
Office of Administration	2,010,444.00	2,010,443.76	---	0.24
<b><u>Stormwater Control Bond and Interest - Series A 2002 - 0239</u></b>				
Office of Administration	1,005,325.00	923,325.00	---	82,000.00
<b><u>Water Pollution Control Bond and Interest - Series A 2001 - 0244</u></b>				
Office of Administration	1,434,488.00	1,430,487.50	---	4,000.50

**STATE OF MISSOURI**  
**SUMMARY OF APPROPRIATIONS BY FUND AND DEPARTMENT**  
**DEBT SERVICE FUNDS**  
**FOR THE APPROPRIATION YEAR 2009**

---

	<u>Appropriations</u>	<u>Expenditures and Appropriated Transfers Out</u>	<u>Reappropriations to 2010</u>	<u>Lapse of Appropriations</u>
<b><u>Stormwater Control Bond and Interest - Series A 2001 - 0245</u></b>				
Office of Administration	714,583.00	702,832.50	---	11,750.50
Totals	<u>\$ 95,499,343.00</u>	<u>\$ 95,349,838.78</u>	<u>---</u>	<u>\$ 149,504.22</u>

**STATE OF MISSOURI  
SUMMARY OF APPROPRIATIONS BY FUND AND DEPARTMENT  
CAPITAL PROJECTS FUNDS  
FOR THE APPROPRIATION YEAR 2009**

---

	<u>Appropriations</u>	<u>Expenditures and Appropriated Transfers Out</u>	<u>Reappropriations to 2010</u>	<u>Lapse of Appropriations</u>
<b><u>Stormwater Control - Series A 2002 - 37H - 0302</u></b>				
Natural Resources	\$ 18,985,859.00	\$ ---	\$ ---	\$ 18,985,859.00
<b><u>Veterans' Homes Capital Improvement Trust - 0304</u></b>				
Office of Administration	53,223.00	17,532.30	---	35,690.70
Public Safety	9,059,935.59	4,930,301.50	3,639,284.00	490,350.09
<b><u>Board Public Buildings - Series A 2003 Bond Proceeds - Projects - 0309</u></b>				
Health and Senior Services	25,876.63	21,425.63	4,451.00	---
Corrections	312,517.46	301,156.65	---	11,360.81
<b><u>State Road Bond - 0319</u></b>				
Transportation	118,743,000.00	87,422,405.64	---	31,320,594.36
<b><u>State Road - 0320</u></b>				
Office of Administration	909,811.00	465,916.61	---	443,894.39
Transportation	2,374,979,995.00	2,150,151,444.98	---	224,828,550.02
<b><u>State Road Series 2008 - 0321</u></b>				
Transportation	91,296,000.00	88,891,044.57	---	2,404,955.43
<b><u>State Road Series 2007 - 0328</u></b>				
Transportation	1.00	---	---	1.00
<b><u>Water Pollution Control- Series A 2007 - 37G - 0329</u></b>				
Natural Resources	16,809,825.00	16,292,733.76	---	517,091.24
<b><u>Water Pollution Control- Series A 2007 - 37E - 0330</u></b>				
Natural Resources	6,660,000.00	2,247,582.23	---	4,412,417.77
<b><u>Fourth State Building - Series A 1998 - 0382</u></b>				
Social Services	0.94	---	---	0.94
Subtotals	2,637,836,044.62	2,350,741,543.87	3,643,735.00	283,450,765.75
<b>Appropriated Transfers Out</b>	<u>25,613,906.00</u>	<u>24,401,070.26</u>	<u>---</u>	<u>1,212,835.74</u>
Totals	<u>\$ 2,663,449,950.62</u>	<u>\$ 2,375,142,614.13</u>	<u>\$ 3,643,735.00</u>	<u>\$ 284,663,601.49</u>



**STATE OF MISSOURI  
SUMMARY OF APPROPRIATIONS BY FUND AND DEPARTMENT  
PERMANENT FUNDS  
FOR THE APPROPRIATION YEAR 2009**

---

	Appropriations	Expenditures and Appropriated Transfers Out	Reappropriations to 2010	Lapse of Appropriations
<b><u>Confederate Memorial Park - 0812</u></b>				
Natural Resources	\$ 165.00	\$ ---	\$ ---	\$ 165.00
<b><u>Champ W. Smith &amp; Mary C. Smith Memorial Endowment Trust - 0873</u></b>				
Health and Senior Services	35,000.00	4,725.69	---	30,274.31
Subtotals	35,165.00	4,725.69	---	30,439.31
<b>Appropriated Transfers Out</b>	391.00	391.00	---	---
Totals	\$ 35,556.00	\$ 5,116.69	\$ ---	\$ 30,439.31

**STATE OF MISSOURI  
SUMMARY OF APPROPRIATIONS BY FUND AND DEPARTMENT  
ENTERPRISE FUNDS  
FOR THE APPROPRIATION YEAR 2009**

---

	Appropriations	Expenditures and Appropriated Transfers Out	Reappropriations to 2010	Lapse of Appropriations
<b><u>Federal Surplus Property - 0407</u></b>				
Office of Administration	\$ 3,628,055.00	\$ 3,141,966.26	\$ 128,366.00	\$ 357,722.74
<b><u>Single-Purpose Animal Facilities Loan Program - 0408</u></b>				
Office of Administration	1,590.00	1,226.88	---	363.12
Agriculture	148,932.00	125,642.29	---	23,289.71
<b><u>Single-Purpose Animal Facilities Loan Guarantee - 0409</u></b>				
Agriculture	1.00	---	---	1.00
<b><u>State Fair Fees - 0410</u></b>				
Office of Administration	46,725.00	32,653.22	---	14,071.78
Agriculture	4,736,817.00	3,881,141.86	---	855,675.14
<b><u>Agricultural Product Utilization and Business Development Guarantee - 0411</u></b>				
Agriculture	1.00	---	---	1.00
<b><u>State Parks Earnings - 0415</u></b>				
Office of Administration	21,354.00	13,201.83	---	8,152.17
Natural Resources	19,847,579.73	11,040,255.40	5,711,963.00	3,095,361.33
<b><u>Natural Resources Revolving Services - 0425</u></b>				
Natural Resources	3,248,806.00	3,004,338.21	---	244,467.79
<b><u>Historic Preservation Revolving - 0430</u></b>				
Natural Resources	3,015,472.00	560,517.21	---	2,454,954.79
<b><u>Missouri Veterans' Homes - 0460</u></b>				
Office of Administration	1,130,081.00	996,739.45	---	133,341.55
Public Safety	42,840,575.00	41,991,849.51	---	848,725.49
<b><u>Petroleum Storage Tank Insurance - 0585</u></b>				
Executive	26,466.00	26,402.16	---	63.84
Natural Resources	23,451,039.00	20,855,997.98	---	2,595,041.02
Revenue	27,654.00	25,409.80	---	2,244.20
<b><u>Department of Revenue Information - 0619</u></b>				
Office of Administration	12,244,947.00	4,258,523.26	---	7,986,423.74
Revenue	802,064.00	773,012.25	---	29,051.75
<b><u>State Environmental Improvement Authority - 0654</u></b>				
Natural Resources	1.00	---	---	1.00

**STATE OF MISSOURI  
SUMMARY OF APPROPRIATIONS BY FUND AND DEPARTMENT  
ENTERPRISE FUNDS  
FOR THE APPROPRIATION YEAR 2009**

---

	Appropriations	Expenditures and Appropriated Transfers Out	Reappropriations to 2010	Lapse of Appropriations
<b><u>Lottery Enterprise - 0657</u></b>				
Executive	58,629.00	58,466.80	---	162.20
Office of Administration	6,748.00	5,358.00	---	1,390.00
Revenue	164,191,000.00	152,960,041.50	---	11,230,958.50
Subtotals	279,474,536.73	243,752,743.87	5,840,329.00	29,881,463.86
<b>Appropriated Transfers Out</b>	287,828,334.00	285,147,040.03	---	2,681,293.97
Totals	<b>\$ 567,302,870.73</b>	<b>\$ 528,899,783.90</b>	<b>\$ 5,840,329.00</b>	<b>\$ 32,562,757.83</b>

**STATE OF MISSOURI  
SUMMARY OF APPROPRIATIONS BY FUND AND DEPARTMENT  
INTERNAL SERVICE FUNDS  
FOR THE APPROPRIATION YEAR 2009**

---

	<u>Appropriations</u>	<u>Expenditures and Appropriated Transfers Out</u>	<u>Reappropriations to 2010</u>	<u>Lapse of Appropriations</u>
<b><u>Mental Health Interagency Payments - 0109</u></b>				
Mental Health	\$ 11,530,882.00	\$ 10,450,460.74	\$ ---	\$ 1,080,421.26
<b><u>Natural Resources Cost Allocation - 0500</u></b>				
Office of Administration	7,130,541.00	6,492,100.63	---	638,440.37
Natural Resources	7,685,731.00	7,295,038.93	---	390,692.07
<b><u>State Facility Maintenance and Operation - 0501</u></b>				
Office of Administration	88,900,690.00	86,526,678.64	---	2,374,011.36
<b><u>DIFP Administrative - 0503</u></b>				
Office of Administration	124,039.00	53,057.69	---	70,981.31
Insurance, Financial Institutions and Professional Registration	195,278.00	142,550.48	---	52,727.52
<b><u>Office of Administration Revolving Administrative Trust - 0505</u></b>				
Office of Administration	100,281,145.00	89,897,869.73	---	10,383,275.27
Mental Health	16,863.00	16,863.00	---	---
<b><u>Working Capital Revolving - 0510</u></b>				
Office of Administration	242,829.00	170,938.64	---	71,890.36
Corrections	36,923,416.00	32,374,708.55	---	4,548,707.45
<b><u>Central Check Mailing Service Revolving - 0515</u></b>				
Executive	247,978.00	143,937.72	---	104,040.28
<b><u>House of Representatives Revolving - 0520</u></b>				
Legislature	45,000.00	15,345.03	---	29,654.97
<b><u>Supreme Court Publications Revolving - 0525</u></b>				
Judiciary	150,000.00	67,144.89	---	82,855.11
<b><u>Adjutant General Revolving - 0530</u></b>				
Public Safety	66,000.00	63,813.25	---	2,186.75
<b><u>Senate Revolving - 0535</u></b>				
Legislature	40,000.00	---	---	40,000.00
<b><u>Inmate Revolving - 0540</u></b>				
Office of Administration	12,943,228.00	3,431,309.85	---	9,511,918.15
Mental Health	2,970,084.00	1,711,480.94	---	1,258,603.06
Corrections	15,293,222.00	11,129,075.00	---	4,164,147.00
<b><u>Social Services Administrative Trust - 0545</u></b>				
Office of Administration	439,512.00	63,464.00	---	376,048.00
Social Services	5,452,035.00	5,447,547.44	---	4,487.56

**STATE OF MISSOURI  
SUMMARY OF APPROPRIATIONS BY FUND AND DEPARTMENT  
INTERNAL SERVICE FUNDS  
FOR THE APPROPRIATION YEAR 2009**

---

	Appropriations	Expenditures and Appropriated Transfers Out	Reappropriations to 2010	Lapse of Appropriations
<b><u>Economic Development</u></b>				
<b><u>Administrative - 0547</u></b>				
Office of Administration	1,365,994.00	624,125.05	---	741,868.95
Economic Development	1,285,081.00	648,481.39	---	636,599.61
<b><u>Professional Registration</u></b>				
<b><u>Fees - 0689</u></b>				
Office of Administration	1,229,070.00	681,009.01	---	548,060.99
Insurance, Financial Institutions and Professional Registration	4,536,647.00	3,997,063.11	---	539,583.89
Subtotals	299,095,265.00	261,444,063.71	---	37,651,201.29
<b>Appropriated Transfers Out</b>	25,529,827.00	20,426,198.53	---	5,103,628.47
Totals	<b>\$ 324,625,092.00</b>	<b>\$ 281,870,262.24</b>	<b>\$ ---</b>	<b>\$ 42,754,829.76</b>

**STATE OF MISSOURI  
SUMMARY OF APPROPRIATIONS BY FUND AND DEPARTMENT  
AGENCY FUNDS  
FOR THE APPROPRIATION YEAR 2009**

---

	<u>Appropriations</u>	<u>Expenditures and Appropriated Transfers Out</u>	<u>Reappropriations to 2010</u>	<u>Lapse of Appropriations</u>
<b><u>American Cancer Society, Heartland Division, Inc. - 0700</u></b>				
Revenue	\$ 8,771.00	\$ 8,754.66	\$ ---	\$ 16.34
<b><u>State Retirement Contributions - 0701</u></b>				
Office of Administration	270,694,423.00	250,750,619.62	---	19,943,803.38
<b><u>Social Security Contributions - (O.A.S.D.I./Medicare) - 0702</u></b>				
Office of Administration	166,735,414.00	156,710,334.03	---	10,025,079.97
<b><u>ALS Lou Gehrig's Disease - 0703</u></b>				
Revenue	3,637.00	3,629.56	---	7.44
<b><u>American Lung Association of Missouri - 0704</u></b>				
Revenue	3,500.00	871.69	---	2,628.31
<b><u>Missouri State Employees' Deferred Compensation Incentive Plan Administration - 0706</u></b>				
Office of Administration	16,669,697.00	14,671,512.50	---	1,998,184.50
<b><u>Muscular Dystrophy Association - 0707</u></b>				
Revenue	3,500.00	1,026.64	---	2,473.36
<b><u>Arthritis Foundation - 0708</u></b>				
Revenue	3,500.00	1,342.50	---	2,157.50
<b><u>National Multiple Sclerosis Society - 0709</u></b>				
Revenue	4,500.00	4,183.90	---	316.10
<b><u>Proceeds of Surplus Property Sales - 0710</u></b>				
Office of Administration	160,000.00	159,199.43	---	800.57
<b><u>American Diabetes Association Gateway Area - 0713</u></b>				
Revenue	4,500.00	4,353.51	---	146.49
<b><u>American Heart Association - 0714</u></b>				
Revenue	3,500.00	3,100.92	---	399.08
<b><u>March of Dimes - 0716</u></b>				
Revenue	3,500.00	3,080.42	---	419.58
<b><u>Missouri Community College Job Retention Training Program - 0717</u></b>				
Economic Development	10,000,000.00	9,992,850.48	---	7,149.52
<b><u>Circuit Courts Escrow - 0718</u></b>				
Judiciary	1,505,500.00	1,345,585.49	---	159,914.51

**STATE OF MISSOURI**  
**SUMMARY OF APPROPRIATIONS BY FUND AND DEPARTMENT**  
**AGENCY FUNDS**  
**FOR THE APPROPRIATION YEAR 2009**

	<u>Appropriations</u>	<u>Expenditures and Appropriated Transfers Out</u>	<u>Reappropriations to 2010</u>	<u>Lapse of Appropriations</u>
<b><u>Missouri Military Family Relief - 0719</u></b>				
Public Safety	240,000.00	131,370.07	---	108,629.93
<b><u>Program 1122 Fund - 0720</u></b>				
Public Safety	500,000.00	---	---	500,000.00
<b><u>Debt Offset Escrow - 0753</u></b>				
Judiciary	1,225,000.00	1,140,586.68	---	84,413.32
Higher Education	2,807,210.00	1,947,965.29	---	859,244.71
Health and Senior Services	17,000.00	5,404.00	---	11,596.00
Labor and Industrial Relations	3,450,000.00	3,310,409.72	---	139,590.28
Mental Health	70,000.00	---	---	70,000.00
Revenue	270,000.00	261,975.53	---	8,024.47
Social Services	9,000,000.00	3,999,651.20	---	5,000,348.80
<b><u>Agriculture Bond Trustee - 0756</u></b>				
Agriculture	135,000.00	37,497.42	---	97,502.58
<b><u>Proprietary School Bond - 0760</u></b>				
Higher Education	100,000.00	---	---	100,000.00
<b><u>Missouri Consolidated Health Care Plan Benefit - 0765</u></b>				
Office of Administration	354,078,905.00	353,454,711.00	---	624,194.00
<b><u>Missouri State Employees' Voluntary Life Insurance - 0910</u></b>				
Office of Administration	3,645,025.00	3,483,500.17	---	161,524.83
Subtotals	841,342,082.00	801,433,516.43	---	39,908,565.57
<b>Appropriated Transfers Out</b>	<u>2,707,626.00</u>	<u>1,511,630.20</u>	---	<u>1,195,995.80</u>
Totals	<u>\$ 844,049,708.00</u>	<u>\$ 802,945,146.63</u>	<u>\$ ---</u>	<u>\$ 41,104,561.37</u>

**STATE OF MISSOURI  
SUMMARY OF APPROPRIATIONS BY FUND AND DEPARTMENT  
PRIVATE PURPOSE TRUST FUNDS  
FOR THE APPROPRIATION YEAR 2009**

---

	<u>Appropriations</u>	<u>Expenditures and Appropriated Transfers Out</u>	<u>Reappropriations to 2010</u>	<u>Lapse of Appropriations</u>
<b><u>Abandoned Fund Account - 0863</u></b>				
Executive	\$ 27,016,001.00	\$ 26,630,868.39	\$ ---	\$ 385,132.61
<b><u>State Seminary - 0872</u></b>				
Higher Education	3,000,000.00	2,835,828.34	---	164,171.66
<b><u>Alternative Care Trust - 0905</u></b>				
Social Services	<u>12,028,000.00</u>	<u>12,027,784.50</u>	<u>---</u>	<u>215.50</u>
Subtotals	42,044,001.00	41,494,481.23	---	549,519.77
<b>Appropriated Transfers Out</b>	<u>37,995,133.00</u>	<u>37,916,135.30</u>	<u>---</u>	<u>78,997.70</u>
Totals	<u><u>\$ 80,039,134.00</u></u>	<u><u>\$ 79,410,616.53</u></u>	<u><u>\$ ---</u></u>	<u><u>\$ 628,517.47</u></u>



**STATE OF MISSOURI  
SUMMARY OF APPROPRIATION ACTIVITY  
GENERAL FUND - GENERAL REVENUE FUNDS  
FOR THE APPROPRIATION YEAR 2009**

	H.B. No.	Appr. No.	Appropriations	Expenditures and Transfers Out	Reappropriations to 2010	Lapse of Appropriations
<b><u>LEGISLATURE</u></b>						
LEGISLATURE STATE OWNED	13.115	2589	\$ 2,000,926.00	\$ 1,935,383.36	\$ ---	\$ 65,542.64
LEGISLATURE LEASING	13.115	7488	8,818.00	8,809.88	---	8.12
<b><u>Senate</u></b>						
SENATORS' SALARIES	12.500	0003	1,152,156.00	1,136,683.01	---	15,472.99
SENATORS' MILEAGE	12.500	0004	96,435.00	85,575.72	---	10,859.28
SENATORS' PER DIEM	12.500	0005	226,100.00	204,658.40	---	21,441.60
JOINT CONTINGENT EXP E&E	12.500	1052	125,000.00	36,636.46	---	88,363.54
JOINT COMM TAX POLICY PS	12.525	3362	53,045.00	47,926.83	---	5,118.17
JOINT COMM TAX POLICY E&E	12.525	3368	25,000.00	9,197.10	---	15,802.90
JOINT COMM ON ADMIN RULE	12.525	4189	128,977.00	108,752.64	---	20,224.36
JOINT COMM RETIREMENT SYS	12.525	4190	169,274.00	117,654.74	---	51,619.26
JOINT COMM CI	12.525	4191	129,300.00	89,274.00	---	40,026.00
JOINT COMM EDUCATION PS	12.525	4249	61,800.00	43,775.00	---	18,025.00
JOINT COMM EDUCATION E&E	12.525	4250	20,000.00	6,184.99	---	13,815.01
JOINT COMM ON TRANSPORT	12.525	6975	20,000.00	15,214.63	---	4,785.37
SENATE CONTINGENT EXP	12.500	9801	9,230,883.00	8,921,063.51	---	309,819.49
<b><u>House of Representatives</u></b>						
REPS EXP VOUCHERS	12.505	1532	1,566,554.00	1,292,886.18	---	273,667.82
REPRESENTATIVES SALARIES	12.505	4257	5,493,197.00	5,396,393.66	---	96,803.34
REPRESENTATIVES MILEAGE	12.505	4258	440,491.00	410,441.37	---	30,049.63
REPRESENTATIVES PER DIEM	12.505	4259	1,290,960.00	988,499.20	---	302,460.80
HOUSE CONTINGENT EXPENSES	12.505	6725	11,327,028.00	11,280,864.79	---	46,163.21
<b><u>Missouri Commission on Interstate Cooperation</u></b>						
INTERSTATE ORG DUES	12.510	0012	169,850.00	169,850.00	---	---
HOUSE ALEC DUES	12.510	3275	8,150.00	5,450.00	---	2,700.00
NCCUSL DUES	12.510	3417	36,000.00	---	---	36,000.00
SENATE ALEC DUES	12.510	4041	1,700.00	1,000.00	---	700.00
SCSL DUES	12.510	4365	128,897.00	128,897.00	---	---
<b><u>Committee on Legislative Research</u></b>						
COMM ON LEG RESEARCH	12.515	0013	1,054,354.00	923,501.12	---	130,852.88
LEG RES PUBLISH STATUTES	12.520	0014	380,459.00	380,047.21	---	411.79

**Legislative Research - Oversight**

LEG RESEARCH OVERSIGHT	12.515	3084	685,522.00	566,437.00	---	119,085.00
------------------------	--------	------	------------	------------	-----	------------

**Interim Committees**

JOINT COMM CORRECTIONS	12.525	2805	12,000.00	785.18	---	11,214.82
------------------------	--------	------	-----------	--------	-----	-----------

**Legislative Budget Office**

LEG BUDGET OFFICE	12.515	4363	242,535.00	166,165.02	---	76,369.98
-------------------	--------	------	------------	------------	-----	-----------

**JUDICIARY**

JUDICIARY STATE OWNED	13.140	2588	274,414.00	265,440.32	---	8,973.68
-----------------------	--------	------	------------	------------	-----	----------

JUDICIARY LEASING	13.140	6083	2,416,280.00	2,303,371.36	---	112,908.64
-------------------	--------	------	--------------	--------------	-----	------------

**Judicial Proceedings and Review**

JUD PROCEED & REVIEW PS	12.300	0030	2,776,920.00	2,774,355.53	---	2,564.47
-------------------------	--------	------	--------------	--------------	-----	----------

JUD PROCEED & REVIEW E&E	12.300	0033	956,785.00	956,785.00	---	---
--------------------------	--------	------	------------	------------	-----	-----

SUP COURT JUDGES SALARIES	12.300	0907	949,439.00	931,305.20	---	18,133.80
---------------------------	--------	------	------------	------------	-----	-----------

**Office of State Court Administrator**

STATE COURTS ADMIN E&E	12.305	0039	529,892.00	400,092.00	---	129,800.00
------------------------	--------	------	------------	------------	-----	------------

STATE COURTS ADMIN PS	12.305	0524	3,236,620.00	3,221,459.97	---	15,160.03
-----------------------	--------	------	--------------	--------------	-----	-----------

ICM SUPPORT PS	12.305	7082	3,101,485.00	3,075,064.03	---	26,420.97
----------------	--------	------	--------------	--------------	-----	-----------

ICM SUPPORT E&E	12.305	7083	4,254,937.00	3,356,390.00	---	898,547.00
-----------------	--------	------	--------------	--------------	-----	------------

**Court of Appeals**

APPEALS WEST DIST PS	12.330	0041	1,905,954.00	1,830,872.97	---	75,081.03
----------------------	--------	------	--------------	--------------	-----	-----------

APPEALS WEST DIST E&E	12.330	0044	425,385.00	425,383.60	---	1.40
-----------------------	--------	------	------------	------------	-----	------

APPEALS EAST DIST PS	12.335	0046	2,588,481.00	2,583,923.89	---	4,557.11
----------------------	--------	------	--------------	--------------	-----	----------

APPEALS EAST DIST E&E	12.335	0050	435,055.00	435,054.56	---	0.44
-----------------------	--------	------	------------	------------	-----	------

APPEALS SOUTH DIST PS	12.340	0052	1,143,496.00	1,112,325.20	---	31,170.80
-----------------------	--------	------	--------------	--------------	-----	-----------

APPEALS-SOUTH DIST E&E	12.340	0054	273,349.00	273,349.00	---	---
------------------------	--------	------	------------	------------	-----	-----

JUDGES SALARIES WEST DIST	12.330	0847	1,410,279.00	1,276,013.72	---	134,265.28
---------------------------	--------	------	--------------	--------------	-----	------------

JUDGES SALARIES EAST DIST	12.335	0848	1,794,901.00	1,744,639.53	---	50,261.47
---------------------------	--------	------	--------------	--------------	-----	-----------

JUDGES SALARIES SOUTH PS	12.340	0849	897,450.00	896,358.54	---	1,091.46
--------------------------	--------	------	------------	------------	-----	----------

**Circuit Courts**

CP-JUDGES-COMM PS	12.345	0853	42,201,142.00	41,737,484.46	---	463,657.54
-------------------	--------	------	---------------	---------------	-----	------------

CP-STATUTORY PS	12.345	0856	14,818,330.00	14,815,623.16	---	2,706.84
-----------------	--------	------	---------------	---------------	-----	----------

JUVENILE PERSONNEL	12.350	2902	7,579,900.00	7,579,900.00	---	---
--------------------	--------	------	--------------	--------------	-----	-----

CP-NON-STATUTORY PS	12.345	3354	66,158,935.00	65,723,739.83	---	435,195.17
---------------------	--------	------	---------------	---------------	-----	------------

CASA PROGRAMS	12.350	4366	300,000.00	270,000.00	---	30,000.00
---------------	--------	------	------------	------------	-----	-----------

CIRCUIT PERSONNEL E&E	12.345	5274	1,571,003.00	1,571,003.00	---	---
-----------------------	--------	------	--------------	--------------	-----	-----

ENTITLEMENT PROGRAMS-EE	12.345	6847	2,226,882.00	2,109,019.00	---	117,863.00
-------------------------	--------	------	--------------	--------------	-----	------------

**STATE OF MISSOURI  
SUMMARY OF APPROPRIATION ACTIVITY  
GENERAL FUND - GENERAL REVENUE FUNDS  
FOR THE APPROPRIATION YEAR 2009**

	H.B. No.	Appr. No.	Appropriations	Expenditures and Transfers Out	Reappropriations to 2010	Lapse of Appropriations
<b><u>Other Programs</u></b>						
SENTENCING COMMISSION PS	12.375	1204	35,316.00	35,273.00	---	43.00
SENTENCING COMMISSION E&E	12.375	1207	43,667.00	26,667.00	---	17,000.00
CRRD-INVESTIGATOR PS	12.365	1208	14,052.00	2,089.39	---	11,962.61
RETIR DISCPL & REMOVE PS	12.365	2204	163,925.00	163,629.36	---	295.64
RETIR. DISCPL & REMOV E&E	12.365	2205	42,667.00	40,813.92	---	1,853.08
APPELLATE JUDICIAL COMM	12.370	4211	7,741.00	7,435.65	---	305.35
<b><u>Public Defender System</u></b>						
PUBLIC DEFENDER SVS PS	12.400	0911	26,323,051.00	26,251,443.81	---	71,607.19
PUBLIC DEFENDER SVS E&E	12.400	0912	4,480,262.00	4,480,113.66	---	148.34
<b><u>Extraordinary</u></b>						
EXTRAORDINARY EXP/CONFLCT	12.400	8727	3,266,502.00	3,266,485.96	---	16.04
<b><u>EXECUTIVE</u></b>						
<b><u>Governor's Office-Administration</u></b>						
GOVERNORS OFFICE ST OWNED	13.105	2662	352,131.00	339,876.20	---	12,254.80
SPECIAL AUDITS	12.015	2749	200,000.00	200,000.00	---	---
GOVERNOR'S OFFICE	12.005	5600	2,005,743.00	2,005,265.26	---	477.74
<b><u>Mansion Operating</u></b>						
MANSION OPERATING EXP	12.005	5599	142,628.00	142,599.49	---	28.51
<b><u>National Guard Emergency Duty</u></b>						
NATIONAL GUARD EMERGENCY	12.010	0064	2,070,301.00	2,070,127.56	---	173.44
<b><u>Government Emergency Fund Committee</u></b>						
GOVT EMERGENCY FUND COMM	12.020	0069	1.00	---	---	1.00
<b><u>Lieutenant Governor</u></b>						
LIEUTENANT GOVERNOR PS	12.025	0072	388,286.00	368,035.49	---	20,250.51
LT GOV OFFICE ST OWNED	13.110	2664	37,473.00	36,325.32	---	1,147.68
VETERANS REMEMBRANCE PRJ	12.030	3052	600,000.00	596,833.47	---	3,166.53
LIEUTENANT GOVERNOR E&E	12.025	5914	63,075.00	53,321.84	---	9,753.16

**Secretary of State**

REFUNDS	12.050	0080	60,000.00	55,715.60	---	4,284.40
SEC OF STATE STATE OWNED	13.120	2651	1,094,743.00	1,059,054.76	---	35,688.24
SEC OF STATE ARCHIVES	23.049	4023	7,000,000.00	13,508.00	---	6,986,492.00
SEC OF STATE LEASING	13.120	6080	856,286.00	366,230.13	---	490,055.87

**Administrative Services**

SEC OF STATE PS	12.035	0073	7,794,550.00	7,533,250.67	---	261,299.33
SEC OF STATE E&E	12.035	0077	2,486,665.00	2,457,447.53	---	29,217.47
OFFICIAL MANUAL	12.045	6746	10,000.00	2,386.72	---	7,613.28

**Elections**

ELECTIONS PUBLIC NOTICE	12.060	0079	1,357,000.00	1,349,126.37	---	7,873.63
ABSENTEE BALLOTS	12.065	2041	117,527.00	115,672.67	---	1,854.33
ELECTION PRINTING	12.070	6195	21,395.00	21,395.00	---	---
SPECIAL ELECTION COSTS (Fund 0686)	12.085	0787	400,000.00	---	---	400,000.00

**Library Services**

REAL	12.120	1048	3,109,250.00	3,109,250.00	---	---
STATE AID PUBLIC LIBRARY	12.115	4196	4,004,456.00	4,004,456.00	---	---
LIFT LITERACY PROGRAM	12.125	4198	69,450.00	69,450.00	---	---

**State Auditor**

STATE AUDITOR PS	12.145	0084	5,821,999.00	5,190,381.39	---	631,617.61
STATE AUDITOR E&E	12.145	0087	1,433,430.00	1,335,290.13	---	98,139.87
AUDITOR STATE OWNED	13.125	2560	246,698.00	241,113.52	---	5,584.48
AUDITOR	13.125	3192	22,491.00	20,995.96	---	1,495.04

**State Treasurer**

DUPLICATE/OUTLAWED CHECKS	12.155	0093	2,000,000.00	1,943,171.31	---	56,828.69
LINKED DEPOSIT REFUNDS	12.175	8364	750.00	351.95	---	398.05
STATE TREASURER PS (Fund 0164)	12.150	0844	1,553,365.00	1,458,222.82	---	95,142.18
STATE TREASURER E&E (Fund 0164)	12.150	0845	270,655.00	270,331.25	---	323.75
TREASURER STATE OWNED (Fund 0164)	13.135	2856	236,799.00	227,124.60	---	9,674.40

**Attorney General**

ATTORNEY GENERAL PS	12.200	0095	11,604,529.00	11,604,528.49	---	0.51
MEDICAID FRAUD UNIT E&E	12.210	1678	150,432.00	150,432.00	---	---
ATTORNEY GENERAL ST OWNED	13.130	2668	459,279.00	449,562.38	---	9,716.62
ATTORNEY GENERAL	13.130	3184	542,619.00	494,582.73	---	48,036.27
MEDICAID FRAUD UNIT PS	12.210	3336	166,833.00	166,832.73	---	0.27
ATTORNEY GENERAL E&E	12.200	7586	2,116,489.00	2,116,429.00	---	60.00
ATTORNEY GENERAL E&E (Fund 0603)	12.200	2218	187,000.00	175,482.80	---	11,517.20
ATTORNEY GENERAL PS (Fund 0666)	12.200	2215	369,832.00	101,818.87	---	268,013.13
ATTORNEY GENERAL E&E (Fund 0666)	12.200	3003	254,400.00	27,075.26	---	227,324.74

**STATE OF MISSOURI  
SUMMARY OF APPROPRIATION ACTIVITY  
GENERAL FUND - GENERAL REVENUE FUNDS  
FOR THE APPROPRIATION YEAR 2009**

	H.B. No.	Appr. No.	Appropriations	Expenditures and Transfers Out	Reappropriations to 2010	Lapse of Appropriations
<b><u>OFFICE OF ADMINISTRATION</u></b>						
M&R GR	17.045	0700	22,103.03	12,534.69	8,079.00	1,489.34
GOVERNOR TRANSITION	05.305	1779	100,000.00	91,174.69	---	8,825.31
LT GOVERNOR TRANSITION	05.305	1780	5,000.00	---	---	5,000.00
SEC OF STATE TRANSITION	05.305	1781	10,000.00	---	---	10,000.00
TREASURER TRANSITION	05.305	1782	10,000.00	5,746.74	---	4,253.26
ATTY GENERAL TRANSITION	05.305	1786	10,000.00	6,033.68	---	3,966.32
OFFICE OF ADMINISTRATION	05.305	2823	15,000.00	8,395.38	---	6,604.62
M&R FMRF (Fund 0124)	17.045	0698	7,768,841.06	2,100,955.06	2,319,195.00	3,348,691.00
<b><u>Commissioner's Office</u></b>						
COMMISSIONER'S OFFICE PS	05.005	0123	960,940.00	928,828.94	---	32,111.06
COMMISSIONER'S OFFICE E&E	05.005	2139	158,834.00	142,182.26	---	16,651.74
OFF SUPPLIER WKFCE DIV PS	05.005	3568	306,323.00	245,526.32	---	60,796.68
OFF SUPPLIER WKFCE DIV EE	05.005	3571	59,680.00	52,682.27	---	6,997.73
MLK JR COMMISSION E&E	05.005	3572	40,189.00	33,120.75	---	7,068.25
REGIONAL PLANNING COMM	05.300	9184	300,000.00	290,999.92	---	9,000.08
<b><u>Division of Accounting</u></b>						
REFUND DED W/H IN ERROR	05.515	0037	36,000.00	2,624.32	---	33,375.68
ACCOUNTING PS	05.010	0154	2,273,183.00	2,173,644.69	---	99,538.31
ACCOUNTING E&E	05.010	0157	173,542.00	131,028.79	---	42,513.21
AUDIT RECOVERY DISTRIBUTN	05.235	2007	50,000.00	---	---	50,000.00
UNEMPLOYMENT BENEFITS	05.495	2238	1,808,731.00	1,808,729.70	---	1.30
NEW JOBS TRAINING CERTIF	05.210	2832	1.00	---	---	1.00
CASH MGMT IMPROVEMENT ACT	05.230	2833	1,629,506.00	1,603,972.00	---	25,534.00
HR CONTINGENCY	05.530	3062	40,001.00	---	---	40,001.00
BPB ANNUAL FEES/EXPENSES	05.170	5275	80,054.00	74,906.38	---	5,147.62
L/P DEBT PAYMENTS	05.175	5281	13,180,863.00	13,180,862.50	---	0.50
MU BASKETBALL ARENA	05.195	5732	2,894,015.00	2,893,955.71	---	59.29
MOHEFA/MSU AG BLDG	05.200	6682	1.00	---	---	1.00
DEBT MANAGEMENT	05.205	6933	150,000.00	14,630.00	---	135,370.00
BPB DEBT SERVICE	05.165	8002	61,720,026.00	61,720,025.02	---	0.98
PROSECUTIONS/CAP CASE	05.295	9183	15,000.00	14,200.00	---	800.00
CAFETERIA PLAN	05.525	9301	1.00	---	---	1.00
BARTLE HALL	05.215	9352	2,000,000.00	2,000,000.00	---	---
EDWARD JONES	05.225	9353	12,000,000.00	12,000,000.00	---	---
JACKSON CO	05.220	9382	3,000,000.00	3,000,000.00	---	---

TEACHER RETIREMENT CONTR	05.475	9851	2,539,869.00	2,539,868.48	---	0.52
UNEMPLOYMENT BENEFITS (Fund 0164)	05.495	2307	5,845.00	5,844.60	---	0.40
UNEMPLOYMENT BENEFITS (Fund 0169)	05.495	1920	8,668.00	8,666.41	---	1.59

**Division of Budget and Planning**

BUDGET & PLANNING E&E	05.015	2140	85,935.00	75,430.22	---	10,504.78
TAX EXPENDITURE BUDGET	05.020	2815	15,030.00	15,000.00	---	30.00
BUDGET & PLANNING PS	05.015	3434	1,653,901.00	1,568,793.17	---	85,107.83

**Information Technology Services Division**

GR IT CONSOLIDATION PS	05.025	1281	24,226,810.00	23,551,985.62	---	674,824.38
GR IT CONSOLIDATION E&E	05.025	1282	28,237,490.00	25,442,731.32	---	2,794,758.68
DOR IT CONSOLID HC PS	05.025	2854	2,357,092.00	2,074,221.69	---	282,870.31
DOR IT CONSOLID HC E&E	05.025	2855	5,551,176.00	4,802,142.73	---	749,033.27
DOC IT CNSL NTWK UPGD E&E	05.025	4228	1,650,000.00	884,022.85	---	765,977.15
DSS IT CONSOLIDATION PS (Fund 0169)	05.025	1292	521,528.00	521,528.00	---	---
DSS IT CONSOLIDATION E&E (Fund 0169)	05.025	1293	1,229,528.00	1,229,528.00	---	---

**Division of Facilities Management,**

**Design and Construction**

OFFICE OF ADMINISTRATION	13.025	1059	218,752.00	169,038.82	---	49,713.18
OA STATE OWNED	13.025	2436	2,202,018.00	2,202,018.00	---	---
CONTINGENCY SHRTFL ST OWN	13.145	2598	150,000.00	83,811.15	---	66,188.85
APPRAISALS AND SURVEYS	17.060	2879	108,357.40	65,619.40	42,738.00	---
MSP REDEVELOPMENT	17.065	2882	112,699.73	45,974.17	237.00	66,488.56
REMOTE DATA CENTER	23.035	2972	1,960,606.00	1,956,857.14	3,748.00	0.86
SCAP SECURITY-IMPROVMENTS	23.040	2973	2,891,186.00	113,350.70	2,777,835.00	0.30
CONTINGENCY SHORTFALLS	13.145	3136	150,000.00	13,314.15	---	136,685.85
ST LOUIS BUILDING	17.070	3212	2,772,840.00	---	---	2,772,840.00
UNPROGRAMMED	18.010	3803	623,324.00	53,256.35	570,067.00	0.65
APPRAISALS AND SURVEYS	23.030	4102	248,001.00	14,566.00	233,435.00	---
MSP PHASE IV REDEVELOPMNT	23.045	4105	1,200,000.00	683,756.68	516,243.00	0.32
ENVIRONMENTAL CONTROL CTR	16.025	4107	2,352,000.00	135,033.20	2,128,370.00	88,596.80
PRINCE HALL STATE OWNED	14.225	4559	50,000.00	---	---	50,000.00
DPS HP OPERATIONAL M&R (Fund 0124)	18.015	0581	25,000.00	25,000.00	---	---
OA STATE OWNED (Fund 0124)	13.025	2604	214,495.00	184,412.78	---	30,082.22
GOV MANSION IMPROVEMENTS (Fund 0124)	16.026	3306	3,000,000.00	2,947,924.25	52,075.00	0.75
SCAP SECURITY-IMPROVMENTS (Fund 0124)	23.040	3633	4,275,000.00	201,147.28	4,073,852.00	0.72
BROADWAY EXTR RENO (Fund 0124)	18.010	3777	3,584,485.28	9,156.00	3,335,404.00	239,925.28
CAPITOL ROOF REPLC (Fund 0124)	18.010	3778	4,340,229.28	372,925.35	3,923,333.00	43,970.93
SUPREME CRT RENO (Fund 0124)	18.010	3779	129,461.71	129,461.71	---	---
BROADWAY FIRE ALARM (Fund 0124)	18.010	3781	681,633.28	37,469.06	558,509.00	85,655.22
CAPITOL RENO MSTRPN (Fund 0124)	18.010	3783	953,639.69	506,087.91	251,796.00	195,755.78
TRMN BLDG REPLC ROOF (Fund 0124)	18.010	3784	1,622,101.28	49,782.19	1,417,128.00	155,191.09
TRMN BLDG COOLING TOWER (Fund 0124)	18.010	3787	82,910.44	73,162.58	9,747.00	0.86

**STATE OF MISSOURI  
SUMMARY OF APPROPRIATION ACTIVITY  
GENERAL FUND - GENERAL REVENUE FUNDS  
FOR THE APPROPRIATION YEAR 2009**

	H.B. No.	Appr. No.	Appropriations	Expenditures and Transfers Out	Reappropriations to 2010	Lapse of Appropriations
MO BLVD HVAC RENO (Fund 0124)	18.010	3791	2,351,016.28	49,341.98	2,023,909.00	277,765.30
HOWERTON ROOF REPR (Fund 0124)	18.010	3792	348,720.00	---	311,520.00	37,200.00
ST JOE COOLING TOWER (Fund 0124)	18.010	3793	181,037.97	179,983.25	1,054.00	0.72
STL CHARTER SCHOOL DEMO (Fund 0124)	18.010	3796	1,169,515.00	696,112.94	---	473,402.06
EMERGENCY REQUIREMENTS (Fund 0124)	18.010	3797	979,700.00	113,263.51	866,436.00	0.49
HAZARDOUS MATERIAL (Fund 0124)	18.010	3801	181,136.00	62,525.76	118,610.00	0.24
UNPROGRAMMED (Fund 0124)	18.010	3802	1,200,000.00	103,454.18	1,096,545.00	0.82
ROOF MANAGEMENT (Fund 0124)	18.010	3808	557,898.00	14,726.98	528,551.00	14,620.02
PAVING MANAGEMENT (Fund 0124)	18.010	3811	537,340.62	330,470.99	176,339.00	30,530.63
STATEWIDE M&R (Fund 0124)	18.010	3813	2,196,429.00	---	2,196,429.00	---
FACILITY ASSESSMENTS (Fund 0124)	18.010	3817	2,022,906.00	---	1,800,812.00	222,094.00
GRANT REIMBURSEMENT (Fund 0124)	18.045	3818	1.00	---	---	1.00
ENERGY CONSERVATION PRJ (Fund 0124)	18.010	3819	10,255,200.27	7,076,699.31	3,178,500.00	0.96
OLD HEALTH LAB BUILDINGS (Fund 0124)	23.047	3875	1,700,000.00	724,434.04	950,355.00	25,210.96
OPERATIONAL M&R (Fund 0124)	18.015	4033	1,608,127.75	975,806.55	632,321.00	0.20
CATASTROPHIC REPAIRS (Fund 0124)	18.035	4045	1.00	---	---	1.00
WORKERS COMP FIRE ELECTR (Fund 0124)	18.075	4060	791,315.98	49,511.30	741,804.00	0.68
<b><u>Division of General Services</u></b>						
WORKERS' COMP & SIF TAX	05.545	3437	1,465,000.00	1,289,393.83	---	175,606.17
FLEET VEHICLE REPLACEMENT	05.115	4239	1,164,000.00	1,129,080.00	---	34,920.00
DIV OF GENERAL SERVS PS	05.100	4537	905,253.00	827,594.39	---	77,658.61
DIV OF GENERAL SERVS E&E	05.100	4539	176,641.00	169,733.56	---	6,907.44
WORKERS' COMPENSATION	05.535	4541	26,508,401.00	26,505,633.27	---	2,767.73
STATE PROP PRESERVE PMTS (Fund 0128)	05.110	6747	1.00	---	---	1.00
LEGAL EXPENSE FUND (Fund 0692)	05.130	1214	19,057,435.00	19,032,429.79	---	25,005.21
<b><u>Division of Personnel</u></b>						
DIV PERSONNEL PS	05.035	0187	2,529,514.00	2,394,329.18	---	135,184.82
DIV PERSONNEL E&E	05.035	0189	91,823.00	82,889.00	---	8,934.00
<b><u>Division of Purchasing and Materials Management</u></b>						
PURCHASING/MATRL MGMT PS	05.040	0190	1,670,096.00	1,556,129.05	---	113,966.95
PURCHASING/MATRL MGMT E&E	05.040	0193	125,944.00	75,896.81	---	50,047.19
<b><u>Administrative Hearing Commission</u></b>						
ADMIN HEARING COMM PS	05.135	7635	874,365.00	722,485.02	---	151,879.98
ADMIN HEARING COMM E&E	05.135	7636	109,549.00	91,155.62	---	18,393.38

**Office of Child Advocate**

OFFICE CHILD ADVOCATE PS	05.140	6321	144,380.00	123,873.89	---	20,506.11
OFFICE CHILD ADVOCATE E&E	05.140	6322	29,988.00	11,042.17	---	18,945.83

**Governor's Council on Disability**

GOV CNSL ON DISABILITY PS	05.150	6880	176,912.00	167,950.26	---	8,961.74
GOV CNSL ON DISABILITY EE	05.150	6881	35,033.00	30,831.92	---	4,201.08

**Missouri Ethics Commission**

MO ETHICS COMM E&E	05.160	0127	318,412.00	270,174.77	---	48,237.23
MO ETHICS COMM PS	05.160	0827	895,672.00	799,882.42	---	95,789.58
ETHICS COMMISSION	13.035	3271	116,183.00	91,355.74	---	24,827.26

**Board of Fund Commissioners**

ESCROW & RELATED EXPENSES	01.010	1323	1,675,712.00	1,674,289.19	---	1,422.81
---------------------------	--------	------	--------------	--------------	-----	----------

**DEPARTMENT OF AGRICULTURE**

AGRICULTURE LEASING	13.040	1473	296,913.00	295,122.17	---	1,790.83
AGRICULTURE STATE OWNED	13.040	2437	356,570.00	344,937.84	---	11,632.16
APPRAISALS AND SURVEYS	17.060	2879	0.60	---	---	0.60
MDA OPERATIONAL M&R (Fund 0124)	18.015	0521	150,001.00	135,454.72	14,546.00	0.28
M&R FMRF (Fund 0124)	17.045	0698	144,835.65	119,125.00	25,710.00	0.65
HAZARDOUS MATERIAL (Fund 0124)	18.010	3801	8,097.00	4,048.08	4,048.00	0.92

**Office of Director**

DIRECTOR'S OFFICE PS	06.005	0233	832,686.00	824,581.43	---	8,104.57
DIRECTOR'S OFFICE E&E	06.005	0235	172,484.00	108,217.00	---	64,267.00
REFUND ACCOUNT	06.005	1887	9,373.00	8,884.35	---	488.65
VETERINARY ST LOAN PRG PS	06.008	3204	26,804.00	8,867.00	---	17,937.00
VETERINARY ST LOAN PRG EE	06.008	3205	9,200.00	474.29	---	8,725.71

**Division of Animal Health**

ANIMAL HEALTH ADMIN PS	06.075	0244	1,961,772.00	1,813,685.42	---	148,086.58
ANIMAL HEALTH ADMIN E&E	06.075	0247	621,239.00	582,513.00	---	38,726.00
INDEMNITIES	06.080	4388	1.00	---	---	1.00

**Division of Grain Inspection and Warehousing**

GRAIN REGULATORY SVS PS	06.085	0251	669,512.00	638,190.97	---	31,321.03
GRAIN REGULATORY SVS E&E	06.085	0253	96,281.00	94,925.50	---	1,355.50

**Division of Plant Industries**

PLANT INDUSTRIES PRGM PS	06.095	0254	1,594,322.00	1,516,491.06	---	77,830.94
GYPSY MOTH CNTRL PRGM PS	06.100	1823	15,393.00	14,931.00	---	462.00
GYPSY MOTH CNTRL PRGM E&E	06.100	1824	38,800.00	36,840.00	---	1,960.00
PLANT INDUSTRIES LAB E&E	06.095	4188	5,000.00	4,365.00	---	635.00
PLANT INDUSTRIES PRGM E&E	06.095	7360	268,905.00	230,651.00	---	38,254.00



**STATE OF MISSOURI  
SUMMARY OF APPROPRIATION ACTIVITY  
GENERAL FUND - GENERAL REVENUE FUNDS  
FOR THE APPROPRIATION YEAR 2009**

	H.B. No.	Appr. No.	Appropriations	Expenditures and Transfers Out	Reappropriations to 2010	Lapse of Appropriations
<b><u>Division of Weights and Measures</u></b>						
WEIGHTS & MEASURES PS	06.110	0260	1,009,725.00	898,118.95	---	111,606.05
WEIGHTS & MEASURES E&E	06.110	7361	390,401.00	390,401.00	---	---
<b><u>State Milk Board</u></b>						
STATE MILK BOARD PS	06.135	5289	108,792.00	105,500.04	---	3,291.96
STATE MILK BOARD E&E	06.135	5290	19,635.00	16,897.00	---	2,738.00
<b><u>Agric Business Development Division</u></b>						
AG&SMALL BUS DEV AUTH PS	06.045	0533	59,019.00	31,993.44	---	27,025.56
AGRI MISSOURI PROGRAM PS	06.030	2826	37,075.00	35,963.00	---	1,112.00
CELLULOSIC ETHANOL STUDY	06.045	3267	220,000.00	199,269.00	---	20,731.00
ADULT AG EDUCATION PRG	06.040	4273	400,000.00	351,099.89	---	48,900.11
AG&SMALL BUS DEV AUTH E&E	06.045	4289	27,159.00	3,911.74	---	23,247.26
AGRI BUSINESS DEV PS	06.025	5277	976,336.00	916,129.86	---	60,206.14
AGRI BUSINESS DEV E&E	06.025	5278	533,621.00	407,917.00	---	125,704.00
AGRI MISSOURI PROGRAM E&E	06.030	8828	161,743.00	155,621.00	---	6,122.00
<b><u>Missouri State Fair</u></b>						
STATE FAIR ADMIN PS	06.115	0269	567,580.00	493,777.12	---	73,802.88
STATE FAIR CAMP GROUNDS	16.030	2985	1,504,744.00	951,275.40	553,468.00	0.60
STATE FAIR COLISEUM REPR (Fund 0124)	18.050	0647	1,073,581.84	1,034,478.19	30,647.00	8,456.65
STATE FAIR VARIOUS REPRS (Fund 0124)	18.050	0671	47,792.50	47,792.50	---	---
<b><u>DEPARTMENT OF ECONOMIC DEVELOPMENT</u></b>						
DED LEASING	13.050	1978	105,548.00	105,548.00	---	---
DED STATE OWNED	13.050	2439	249,893.00	206,863.16	---	43,029.84
UPGRADES DEVICE PROJECT	23.067	3640	625,000.00	---	625,000.00	---
PAVING MANAGEMENT (Fund 0124)	18.010	3811	7,935.00	7,935.00	---	---
DED OPERATIONAL M&R (Fund 0124)	18.015	0565	70,000.00	---	70,000.00	---
<b><u>Administrative Services</u></b>						
ADMINISTRATIVE SVS E&E	07.005	2173	89,951.00	61,663.71	---	28,287.29
ADMIN SVS PS	07.005	3612	467,669.00	417,847.90	---	49,821.10

**Economic Development Agencies**

WORKFORCE AUTISM	07.135	0932	200,000.00	163,568.00	---	36,432.00
PUBLIC TELEVISION GRANTS	07.115	1676	95,000.00	87,542.00	---	7,458.00
MO ARTS COUNCIL E&E	07.115	2185	500,000.00	---	---	500,000.00
MARKETING PS	07.015	2376	353,339.00	328,327.62	---	25,011.38
MARKETING E&E	07.015	2377	1,066,370.00	976,911.77	---	89,458.23
SALES PS	07.015	2391	913,789.00	824,353.87	---	89,435.13
SALES E&E	07.015	2393	263,730.00	243,027.00	---	20,703.00
FINANCE PS	07.015	2407	620,672.00	596,142.72	---	24,529.28
FINANCE E&E	07.015	2410	106,134.00	92,488.72	---	13,645.28
COMPLIANCE PS	07.015	2416	152,951.00	118,326.34	---	34,624.66
COMPLIANCE EE	07.015	2422	66,639.00	36,187.92	---	30,451.08
MO COMMUNITY SVS COMM PS	07.110	3641	41,021.00	32,512.46	---	8,508.54
FILM COMMISSION PS	07.187	3662	97,480.00	---	---	97,480.00
FILM COMMISSION E&E	07.187	3674	250,000.00	235,000.00	---	15,000.00
MO ECO RES INFO CNTR PS	07.015	3699	188,957.00	167,733.78	---	21,223.22
MO ECO RES INFO CNTR E&E	07.015	3700	28,483.00	18,520.51	---	9,962.49
DELTA REGIONAL AUTHORITY	07.070	5933	86,000.00	80,784.00	---	5,216.00
JOB TRAINING	07.145	6325	1,978,912.00	1,919,545.00	---	59,367.00
JOB TRAINING (Fund 0169)	07.145	6234	370,183.00	370,183.00	---	---
WORKFORCE DEVELOPMENT PS (Fund 0169)	07.135	6235	197,290.00	197,289.79	---	0.21
WORKFORCE DEVELOPMENT E&E (Fund 0169)	07.135	6236	18,955.00	18,955.00	---	---
KIRKSVILLE INNOVATION CNT (Fund 0172)	07.025	0804	25,000.00	17,309.81	---	7,690.19
JOPLIN INNOVATION CENTER (Fund 0172)	07.025	0805	275,000.00	190,408.04	---	84,591.96
COLUMBIA INNOVATION CNT (Fund 0172)	07.025	0928	250,750.00	173,617.58	---	77,132.42
KC INNOVATION CNT (Fund 0172)	07.025	1801	150,000.00	103,858.98	---	46,141.02
ST JOE INNOVATION CNT (Fund 0172)	07.025	2624	100,000.00	69,239.31	---	30,760.69
MO POWER RESOURCE CENTER (Fund 0172)	07.025	3325	150,000.00	105,894.00	---	44,106.00
SPRINGFIELD INNOVATION CT (Fund 0172)	07.025	3418	150,000.00	103,858.98	---	46,141.02
MO MANF EXT PARTNERSHIP (Fund 0172)	07.025	3626	2,052,089.00	1,467,066.96	---	585,022.04
MO TECH CORP-RAM PS (Fund 0172)	07.025	3697	127,308.00	100,631.00	---	26,677.00
WARRENSBURG INVT CNT (Fund 0172)	07.025	3774	150,000.00	103,858.98	---	46,141.02
ROLLA INNOVATION CENTER (Fund 0172)	07.025	7070	225,056.00	155,827.22	---	69,228.78
SE MO INNOVATION CENTER (Fund 0172)	07.025	7071	225,000.00	155,788.45	---	69,211.55
ST. LOUIS INNOVATION CNT (Fund 0172)	07.025	7072	500,000.00	346,196.57	---	153,803.43
MO HUMANITIES COUNCIL (Fund 0177)	07.115	7276	250,000.00	250,000.00	---	---

**Regulatory Agencies**

OFC OF PUBLIC COUNSEL PS	07.200	1031	657,634.00	632,567.69	---	25,066.31
OFC OF PUBLIC COUNSEL E&E	07.200	2202	223,175.00	150,995.34	---	72,179.66

**STATE OF MISSOURI  
SUMMARY OF APPROPRIATION ACTIVITY  
GENERAL FUND - GENERAL REVENUE FUNDS  
FOR THE APPROPRIATION YEAR 2009**

	H.B. No.	Appr. No.	Appropriations	Expenditures and Transfers Out	Reappropriations to 2010	Lapse of Appropriations
<b><u>DEPARTMENT OF ELEMENTARY AND SECONDARY EDUCATION</u></b>						
DESE LEASING	13.005	1033	416,268.00	397,289.37	---	18,978.63
DESE INSTIT	13.005	2124	2,695,221.00	2,672,924.00	---	22,297.00
DESE STATE OWNED	13.005	2432	479,488.00	463,788.28	---	15,699.72
M&R FMRF (Fund 0124)	17.045	0698	1,175,908.12	871,002.62	304,905.00	0.50
ROOF MANAGEMENT (Fund 0124)	18.010	3808	165,000.00	142,321.72	22,678.00	0.28
<b><u>Administration</u></b>						
SCHOOL FOOD SERVICES	02.025	0495	3,412,151.00	3,412,151.00	---	---
DIV OF GENERAL ADMIN PS	02.005	0537	2,350,049.00	2,182,273.00	---	167,776.00
DIV OF GENERAL ADMIN E&E	02.005	2294	67,890.00	63,889.00	---	4,001.00
FOUNDATION-FORMULA	02.015	3661	750,000.00	727,500.00	---	22,500.00
<b><u>Division of School Improvement</u></b>						
A+ SCHOOLS PROGRAM	02.090	0108	3,477,076.00	1,572,763.88	---	1,904,312.12
PERFORM BASED ASSESSMENT	02.095	2536	368,867.00	298,141.51	---	70,725.49
SAFE SCHOOLS PROGRAM	02.115	2538	3,122,128.00	2,969,897.33	---	152,230.67
EMINTS	02.160	3419	1,000,000.00	924,016.00	---	75,984.00
SCHOOL IMPROVEMENT PS	02.045	4955	1,544,747.00	1,467,463.49	---	77,283.51
SCHOOL IMPROVEMENT E&E	02.045	4956	140,046.00	131,324.00	---	8,722.00
SCHOLARS ACADEMY	02.075	7646	718,306.00	642,757.00	---	75,549.00
EARLY CHILDHOOD PROGRAM	02.080	8339	73,200.00	69,650.00	---	3,550.00
<b><u>Division of Career Education</u></b>						
COLUMBIA VOC ED FAC	23.003	1355	5,305,923.00	3,431,150.00	1,874,773.00	---
HANNIBAL VOC ED FAC	23.003	1370	1,144,180.00	1,144,180.00	---	---
CARTHAGE AREA CAREER CNT	23.003	1384	2,150,000.00	115,104.00	2,034,896.00	---
WAYNESVILLE AREA CAR CNT	23.003	1385	5,750,000.00	5,635,532.00	114,468.00	---
MEXICO VOC ED FAC	23.003	1400	725,000.00	725,000.00	---	---
HILLYARD VOC ED FAC	23.003	1862	50,000.00	50,000.00	---	---
AFTER SCHOOL PROGRAMMING	02.200	2541	75,000.00	72,750.00	---	2,250.00
CHILLICOTHE CAREER CNT	23.003	3556	1,137,500.00	---	1,137,500.00	---
CAREER EDUCATION PS	02.045	4967	1,332,404.00	1,332,403.88	---	0.12
CAREER EDUCATION E&E	02.045	4968	146,117.00	140,546.00	---	5,571.00
ADULT ED & LITERACY	02.195	9427	4,530,849.00	4,530,849.00	---	---

**Division of Special Education**

BOARD OPERATED PS	02.015	0015	29,444,892.00	28,523,577.31	---	921,314.69
SHELTERED WORKSHOPS	02.230	0498	21,198,354.00	21,198,352.70	---	1.30
BLIND STUDENT LITERACY	02.240	1861	237,950.00	237,949.87	---	0.13
BOARD OPERATED E&E	02.015	2298	13,911,420.00	13,461,333.34	---	450,086.66
COMM FOR THE DEAF E&E	02.265	2322	39,943.00	37,749.00	---	2,194.00
DFS/DMH SCHOOL PLACEMENTS	02.225	2542	2,330,731.00	2,330,731.00	---	---
APPRAISALS AND SURVEYS	17.060	2879	2,500.00	---	2,500.00	---
SPECIAL OLYMPICS	02.255	2998	100,000.00	97,000.00	---	3,000.00
FIRST STEPS	02.220	4112	15,590,703.00	15,590,703.00	---	---
SPECIAL EDUCATION PS	02.045	4973	211,095.00	200,122.00	---	10,973.00
SPECIAL EDUCATION E&E	02.045	4974	37,304.00	34,795.00	---	2,509.00
HIGH NEED FUND	02.215	7326	1,421,563.00	1,421,563.00	---	---
COMM FOR THE DEAF PS	02.265	9919	236,165.00	223,717.81	---	12,447.19
BW ROBINSON FIRE ALARM (Fund 0124)	18.005	0232	97,617.00	11,795.60	85,821.00	0.40
BW SHEPARD HVAC (Fund 0124)	18.005	0298	875,842.02	33,542.42	842,299.00	0.60
BOONSLICK FIRE ALARM (Fund 0124)	18.005	0299	346,669.97	702.64	345,967.00	0.33
COLLEGE VIEW FIRE ELECTR (Fund 0124)	18.005	0300	1,128,960.78	32,736.61	1,096,224.00	0.17
CURRENT RIVER FIRE ELECTR (Fund 0124)	18.005	0301	236,381.50	9,263.35	227,118.00	0.15
EW THOMPSON FIRE ELECTR (Fund 0124)	18.005	0444	413,872.00	25,605.33	388,266.00	0.67
GATEWAY FIRE ALARM SYS (Fund 0124)	18.005	0445	551,064.10	1,635.50	549,428.00	0.60
GREENE VALLEY HVAC (Fund 0124)	18.005	0482	488,297.30	17,618.81	470,678.00	0.49
GREENE VALLEY FIRE ELECTR (Fund 0124)	18.005	0483	428,959.00	26,821.69	402,137.00	0.31
LAKEVIEW WOODS PLUMBING (Fund 0124)	18.005	0488	105,024.84	87,581.24	17,443.00	0.60
MAPAVILLE FIRE ALARM (Fund 0124)	18.005	0489	143,959.29	100.68	143,858.00	0.61
MAPLE VALLEY FIRE ALARM (Fund 0124)	18.005	0501	62,361.55	62,361.55	---	---
MARSHALL FIRE ELECTR (Fund 0124)	18.005	0502	434,856.00	24,882.01	409,973.00	0.99
MARSHALL REPAIR EXTR (Fund 0124)	18.005	0503	221,630.71	198,839.27	22,791.00	0.44
MSD ELECTRICAL (Fund 0124)	18.005	0504	407,824.61	327,316.09	80,508.00	0.52
MSD OUTDOOR TRACK (Fund 0124)	18.005	0505	794,275.33	705,521.08	88,754.00	0.25
MSD REPAIR EXTR VARIOUS (Fund 0124)	18.005	0508	483,573.89	479,597.82	3,976.00	0.07
MSD REPR STARK ELECTRICAL (Fund 0124)	18.005	0509	148,179.00	34,753.21	113,425.00	0.79
NEVADA FIRE ELECTR (Fund 0124)	18.005	0510	328,395.90	9,521.81	318,874.00	0.09
NEW DAWN FIRE ELECTR (Fund 0124)	18.005	0516	462,548.00	451.10	462,096.00	0.90
OAKVIEW FIRE ELECTR (Fund 0124)	18.005	0517	357,480.70	10,384.54	347,096.00	0.16
SHADY GROVE FIRE ELECTR (Fund 0124)	18.005	0518	294,528.30	537.85	293,990.00	0.45
SPECIAL ACRES FIRE ELECTR (Fund 0124)	18.005	0519	160,659.70	7,433.00	153,226.00	0.70
DESE OPERATIONAL M&R (Fund 0124)	18.015	0520	320,846.26	320,846.26	---	---
AUTUMN HILL FIRE ALARM (Fund 0124)	18.005	1132	214,907.97	45,288.77	169,619.00	0.20
EMERGENCY REQUIREMENTS (Fund 0124)	18.010	3797	826.00	826.00	---	---

**Division of Teacher Quality and Urban**

COURT ORDERED PAYMENTS	02.010	0944	10,000,000.00	10,000,000.00	---	---
EARLY GRADE LITERACY PRGM	02.020	2535	105,000.00	101,850.00	---	3,150.00
SCHOLARSHIPS	02.125	2537	249,000.00	206,500.00	---	42,500.00
URBAN FLT & RURAL NEED EE	02.125	3619	174,970.00	120,888.33	---	54,081.67
TEACHER QUALITY/URBAN PS	02.045	4979	1,061,415.00	1,006,094.00	---	55,321.00
TEACHER QUALITY/URBAN E&E	02.045	4980	104,772.00	93,274.00	---	11,498.00

**STATE OF MISSOURI  
SUMMARY OF APPROPRIATION ACTIVITY  
GENERAL FUND - GENERAL REVENUE FUNDS  
FOR THE APPROPRIATION YEAR 2009**

	H.B. No.	Appr. No.	Appropriations	Expenditures and Transfers Out	Reappropriations to 2010	Lapse of Appropriations
<b><u>Division of Vocational Rehabilitation</u></b>						
VOCATIONAL REHAB GRANT	02.170	0506	12,450,561.00	12,450,561.00	---	---
INDEPENDENT LIVING CNTRS	02.180	8908	3,416,486.00	3,286,991.00	---	129,495.00
<b><u>DEPARTMENT OF HIGHER EDUCATION</u></b>						
HIGHER EDUCATION LEASING	13.010	6087	124,305.00	106,573.94	---	17,731.06
<b><u>Higher Education Administration</u></b>						
COORDINATION ADMIN PS	03.005	0438	596,914.00	466,960.21	---	129,953.79
MIDWEST HIGHER ED. COMM	03.015	0459	95,000.00	95,000.00	---	---
COORDINATION ADMIN E&E	03.005	2167	261,671.00	226,781.37	---	34,889.63
GRANT & SCHLSHP ADMIN E&E	03.005	2168	37,301.00	35,713.00	---	1,588.00
CROWDER COLLEGE	03.100	2489	4,314,085.00	4,184,662.00	---	129,423.00
EAST CENTRAL COLLEGE	03.100	2493	5,303,328.00	5,144,228.00	---	159,100.00
JEFFERSON COLLEGE	03.100	2495	7,564,706.00	7,337,765.00	---	226,941.00
METROPOLITAN COM COLLEGE	03.100	2497	31,774,541.00	30,821,305.00	---	953,236.00
MINERAL AREA COLLEGE	03.100	2499	5,008,905.00	4,858,638.00	---	150,267.00
MOBERLY AREA COM COLLEGE	03.100	2501	5,172,060.00	5,016,898.00	---	155,162.00
NORTH CENTRAL MO COLLEGE	03.100	2503	2,552,231.00	2,475,664.00	---	76,567.00
OZARKS TECH COM COLLEGE	03.100	2508	10,577,151.00	10,259,836.00	---	317,315.00
ST CHARLES CNTY COM COL	03.100	2512	7,965,420.00	7,726,457.00	---	238,963.00
ST LOUIS COM COLLEGE	03.100	2515	45,754,954.00	44,382,305.00	---	1,372,649.00
STATE FAIR COM COLLEGE	03.100	2517	5,396,433.00	5,234,540.00	---	161,893.00
THREE RIVERS COM COLLEGE	03.100	2519	4,500,620.00	4,365,601.00	---	135,019.00
CROWDER COLLEGE M&R	03.100	3171	226,152.00	219,367.00	---	6,785.00
EAST CENTRAL COLLEGE M&R	03.100	3172	164,952.00	160,003.00	---	4,949.00
JEFFERSON COLLEGE M&R	03.100	3174	393,625.00	381,816.00	---	11,809.00
METROPOLITAN COLLEGE M&R	03.100	3177	1,360,694.00	1,319,873.00	---	40,821.00
MINERAL AREA COLLEGE M&R	03.100	3181	236,334.00	229,244.00	---	7,090.00
MOBERLY AREA COLLEGE M&R	03.100	3182	156,516.00	151,821.00	---	4,695.00
NORTH CENTRAL COLLEGE M&R	03.100	3183	57,103.00	55,390.00	---	1,713.00
OZARKS TECH COLLEGE M&R	03.100	3190	234,232.00	227,205.00	---	7,027.00
ST CHARLES COLLEGE M&R	03.100	3191	219,715.00	213,124.00	---	6,591.00
ST LOUIS COLLEGE M&R	03.100	3199	1,629,709.00	1,580,818.00	---	48,891.00
STATE FAIR COLLEGE M&R	03.100	3200	220,425.00	213,812.00	---	6,613.00
THREE RIVERS COLLEGE M&R	03.100	3203	141,041.00	136,810.00	---	4,231.00
GRANT & SCHLSHP ADMIN PS	03.005	3857	72,152.00	69,864.83	---	2,287.17

VIETNAM SURVIVOR SCHLSHIP	03.055	3860	50,000.00	31,008.00	---	18,992.00
PROPRIETARY SCH ADMIN PS	03.005	6293	150,658.00	145,005.40	---	5,652.60
PROPRIETARY SCH ADMIN E&E	03.005	6294	33,004.00	31,166.00	---	1,838.00
PUBLIC SERVICE GRANT PRGM	03.050	8349	100,000.00	88,014.16	---	11,985.84

**State Colleges and Universities**

MO KIDNEY PROGRAM	03.190	0632	4,016,774.00	3,701,457.00	---	315,317.00
STATE HISTORICAL SOCIETY	03.195	0643	1,619,561.00	1,492,425.00	---	127,136.00
INSTITUTE OF MENTAL HLTH	03.185	0644	1,839,880.00	1,695,450.00	---	144,430.00
MO STATE UNIVERSITY	03.120	0645	82,323,813.00	79,854,099.00	---	2,469,714.00
UNIVERSITY OF CENTRAL MO	03.110	0649	54,691,363.00	53,050,622.00	---	1,640,741.00
SOUTHEAST MO STATE UNIV	03.115	0650	44,586,116.00	43,248,528.00	---	1,337,588.00
TRUMAN STATE UNIVERSITY	03.130	0652	41,385,401.00	40,143,839.00	---	1,241,562.00
NORTHWEST MO STATE UNIV	03.135	0656	30,499,119.00	29,584,145.00	---	914,974.00
MO SOUTHERN ST UNIVERSITY	03.140	0659	23,624,338.00	22,915,608.00	---	708,730.00
MO WESTERN ST UNIVERSITY	03.145	0660	21,620,312.00	20,971,703.00	---	648,609.00
LINCOLN UNIVERSITY	03.125	0661	18,229,608.00	17,682,720.00	---	546,888.00
UNIV OF MO MORENET	03.165	1038	12,754,612.00	11,753,375.00	---	1,001,237.00
UNIV OF MISSOURI CAMPUSES	03.155	2304	414,606,569.00	402,168,371.96	---	12,438,197.04
HOSPITAL AND CLINICS	03.170	2305	13,185,079.00	12,150,051.00	---	1,035,028.00
MO REHABILITATION CENTER	03.175	2691	11,651,691.00	10,737,033.00	---	914,658.00
LINN STATE TECH COLLEGE	03.105	2733	4,816,092.00	4,671,609.00	---	144,483.00
THOMPSON CNTR FOR AUTISM	23.010	3152	5,000,000.00	56,041.05	4,943,958.00	0.95
HARRIS STOWE ST UNIV	03.150	3426	9,967,830.00	9,668,793.00	---	299,037.00
MO AG EXPERIMENT STATION	23.021	3588	2,000,000.00	394,046.00	1,605,954.00	---
SAFE ROOM-STORM SHELTER	23.004	3659	2,000,000.00	2,000,000.00	---	---
UMC TELEMEDICINE	03.160	3775	420,000.00	387,030.00	---	32,970.00
STATE HISTORICAL SOCIETY	23.015	4096	600,000.00	158,563.00	---	441,437.00
MSU ENGINEERING EQUIP-LAB	16.015	4246	500,000.00	445,302.96	54,697.00	0.04
UMR ENGINEERING EQUIP-LAB	16.020	4247	389,679.00	389,679.00	---	---

**DEPARTMENT OF HEALTH AND SENIOR SERVICES**

HEALTH STATE OWNED	13.095	2453	718,276.00	670,167.95	---	48,108.05
HEALTH LEASING	13.095	4181	1,987,698.00	1,965,760.14	---	21,937.86
REFUNDS	10.620	7328	17,275.00	17,272.06	---	2.94

**Office of the Director**

DIRECTOR'S OFFICE E&E	10.600	3914	41,395.00	39,580.00	---	1,815.00
DIRECTOR'S OFFICE PS	10.600	8443	1,158,451.00	947,693.92	---	210,757.08

**State Public Health Lab**

PUBLIC HEALTH LAB PS	10.675	0219	1,645,191.00	1,595,814.08	---	49,376.92
PUBLIC HEALTH LAB E&E	10.675	0220	1,097,924.00	1,015,004.48	---	82,919.52
HEALTH LAB MEDICAID E&E	10.675	1929	14,882.00	14,436.00	---	446.00

**STATE OF MISSOURI  
SUMMARY OF APPROPRIATION ACTIVITY  
GENERAL FUND - GENERAL REVENUE FUNDS  
FOR THE APPROPRIATION YEAR 2009**

	H.B. No.	Appr. No.	Appropriations	Expenditures and Transfers Out	Reappropriations to 2010	Lapse of Appropriations
<b><u>Office of Minority Health</u></b>						
OFC OF MINORITY HLTH PS	10.665	7144	249,920.00	209,323.53	---	40,596.47
OFC OF MINORITY HLTH E&E	10.665	7145	495,336.00	264,707.07	---	230,628.93
MINORITY HLTH & AGING PRG	10.665	7148	165,707.00	145,104.72	---	20,602.28
<b><u>Administration</u></b>						
ADMIN SHARED EXPENSES E&E	10.605	6805	56,956.00	46,807.49	---	10,148.51
DIVISION OF ADMIN PS	10.605	7693	467,555.00	373,527.80	---	94,027.20
DIVISION OF ADMIN E&E	10.605	7694	267,711.00	231,699.00	---	36,012.00
<b><u>Missouri Health Facilities Review</u></b>						
MHFRC PS	10.725	4176	152,764.00	147,357.41	---	5,406.59
MHFRC E&E	10.725	4177	11,099.00	6,063.54	---	5,035.46
<b><u>Division of Community and Public Health</u></b>						
HEAD INJURY SERVICES	10.645	0262	1,201,556.00	1,165,142.97	---	36,413.03
WIC SUPP FOOD DISTRIBUT	10.650	0479	32,100.00	---	---	32,100.00
DIV COMM&PUBLIC HLTH PS	10.635	1215	7,213,696.00	7,004,307.18	---	209,388.82
DIV COMM&PUBLIC HLTH E&E	10.635	1216	771,066.00	726,199.00	---	44,867.00
DIV COMM&PUBLIC HLTH PROG	10.645	1255	2,917,468.00	2,759,940.35	---	157,527.65
MEDICATIONS	10.645	1492	4,526,156.00	4,415,002.00	---	111,154.00
DCPH MEDICAID PS	10.635	1962	551,723.00	551,722.77	---	0.23
DCPH MEDICAID E&E	10.635	1963	66,309.00	34,470.12	---	31,838.88
DCPH PROG MEDICAID	10.645	1968	57,500.00	51,059.83	---	6,440.17
CSHCN PROG MEDICAID	10.645	1998	156,498.00	156,497.22	---	0.78
HEAD INJRY SVS MEDICAID	10.645	1999	159,142.00	159,141.07	---	0.93
CORE PUBLIC HLT FUNCTIONS	10.640	3944	9,027,772.00	8,743,144.31	---	284,627.69
PRIMO PROGRAM	10.660	4172	3,400,000.00	1,110,030.00	---	2,289,970.00
ALTERNATIVES TO ABORTION	10.655	4576	1,949,512.00	1,644,735.70	---	304,776.30
GENETICS PROGRAM	10.645	7731	1,037,179.00	990,062.96	---	47,116.04
CHILD W/SPECIAL NEEDS	10.645	9419	863,411.00	854,937.00	---	8,474.00
<b><u>Division of Senior and Disability Service</u></b>						
NON-MEDICAID PAS E&E	10.685	0934	2,328,296.00	1,010,529.43	---	1,317,766.57
DIV SENIOR&DISABILITY PS	10.680	1258	1,116,828.00	1,058,226.80	---	58,601.20
DIV SENIOR&DISABILITY E&E	10.680	1259	341,146.00	117,889.28	---	223,256.72
NEW SENIOR CENTER PRJS	10.706	1461	25,000.00	24,250.00	---	750.00

DSDS MEDICAID PS	10.680	2009	6,688,547.00	6,473,785.14	---	214,761.86
DSDS MEDICAID E&E	10.680	2010	721,593.00	540,570.12	---	181,022.88
IN HOME SVS PGR MEDICAID	10.690	2028	175,278,239.00	175,278,238.00	---	1.00
NORC	10.710	2851	150,000.00	130,950.00	---	19,050.00
ALZHEIMER'S SERVICE	10.695	2907	539,564.00	523,369.98	---	16,194.02
IMMIGRATION ASSISTANCE	10.688	3274	200,000.00	69,732.12	---	130,267.88
HOME & COMMUNITY SVS PRGM	10.685	3383	8,391,269.00	6,426,984.15	---	1,964,284.85
AAA CONTRACTS	10.700	4519	10,901,894.00	10,518,803.00	---	383,091.00
AAA GRANTS	10.705	4522	1,608,681.00	1,560,420.00	---	48,261.00

**Division of Regulation and Licensure**

DIV OF REG&LICENSURE PS	10.715	1263	8,876,059.00	7,517,398.21	---	1,358,660.79
DIV OF REG&LICENSURE E&E	10.715	1264	816,062.00	631,946.89	---	184,115.11
DRL MEDICIAD PS	10.715	2015	1,394,816.00	1,259,950.30	---	134,865.70
DRL MEDICAID E&E	10.715	2016	162,021.00	65,989.62	---	96,031.38

**DEPARTMENT OF TRANSPORTATION**

ELDRLY&DISAB TRAN ASSTIST	04.270	2765	2,343,732.00	2,086,715.00	---	257,017.00
TRANSIT FUNDS FOR STATE	04.260	2817	3,765,589.00	3,437,792.00	---	327,797.00
BLOOD ALCOHOL PRG PS	04.215	3010	67,337.00	57,012.42	---	10,324.58
BLOOD ALCOHOL PRG E&E	04.215	3011	16,040.00	13,115.00	---	2,925.00
PEMISCOT COUNTY PORT AUTH	23.025	3158	3,066,000.00	1,413,492.39	1,652,507.00	0.61
HOWARD COOPER COUNTY PORT	23.025	3160	84,000.00	---	84,000.00	---
AMTRAK	23.026	3606	5,000,000.00	---	5,000,000.00	---
MISSISSIPPI RIVER PARKWAY	04.258	3735	50,000.00	15,714.31	---	34,285.69
NEW BOURBON REGIONAL PORT	23.025	4097	550,000.00	80,277.45	469,722.00	0.55
NEW MADRID COUNTY PORT	23.025	4098	1,150,000.00	1,092,719.97	57,280.00	0.03
SOUTHEAST REGIONAL PORT	23.025	4099	1,046,558.00	678,798.67	367,759.00	0.33
CITY OF ST LOUIS PORT	23.025	4100	225,000.00	127,731.47	97,268.00	0.53
ST JOSEPH PORT	23.025	4101	528,442.00	344,497.98	183,944.00	0.02
STATE MATCH FOR AMTRAK	04.305	4265	6,900,000.00	6,900,000.00	---	---

**DEPARTMENT OF LABOR AND INDUSTRIAL RELATIONS**

DOLIR STATE OWNED	13.060	2440	62,511.00	60,397.21	---	2,113.79
DOLIR LEASING	13.060	3229	10,344.00	9,705.62	---	638.38
DOLIR OPERATIONAL M&R (Fund 0124)	18.015	0571	120,000.00	---	120,000.00	---
M&R FMRF (Fund 0124)	17.045	0698	214,777.00	143,096.65	71,680.00	0.35
ROOF MANAGEMENT (Fund 0124)	18.010	3808	81,682.00	81,682.00	---	---
OPERATIONAL M&R (Fund 0124)	18.015	4033	0.60	---	---	0.60

**Division of Labor Standards**

ON-SITE CONSULTATIONS/LS	07.825	0596	74,472.00	69,338.00	---	5,134.00
MINE SAFETY TRNG PRGM	07.830	0597	63,946.00	57,528.00	---	6,418.00
ADMINISTRATION/LS PS	07.820	0683	987,330.00	889,959.89	---	97,370.11
ADMINISTRATION/LS E&E	07.820	0685	100,482.00	52,210.92	---	48,271.08



**STATE OF MISSOURI  
SUMMARY OF APPROPRIATION ACTIVITY  
GENERAL FUND - GENERAL REVENUE FUNDS  
FOR THE APPROPRIATION YEAR 2009**

	H.B. No.	Appr. No.	Appropriations	Expenditures and Transfers Out	Reappropriations to 2010	Lapse of Appropriations
<b><u>Commission on Human Rights</u></b>						
COMM ON HUMAN RIGHTS PS	07.900	5995	687,236.00	657,636.00	---	29,600.00
COMM ON HUMAN RIGHTS E&E	07.900	5997	24,765.00	20,683.66	---	4,081.34
<b><u>Labor and Industrial Relations Commission</u></b>						
INDUSTRIAL COMMISSION PS	07.815	3092	10,816.00	9,022.74	---	1,793.26
INDUSTRIAL COMMISSION E&E	07.815	3093	3,997.00	3,881.00	---	116.00
<b><u>State Board of Mediation</u></b>						
BOARD OF MEDIATION PS	07.835	0598	103,400.00	101,560.36	---	1,839.64
BOARD OF MEDIATION E&E	07.835	2324	15,875.00	14,469.72	---	1,405.28
<b><u>DEPARTMENT OF MENTAL HEALTH</u></b>						
MENTAL HEALTH LEASING	13.090	0655	2,839,837.00	2,004,628.09	---	835,208.91
MENTAL HEALTH INSTIT	13.090	2096	13,866,006.00	13,677,385.00	---	188,621.00
MENTAL HEALTH STATE OWNED	13.090	2450	452,077.00	439,346.92	---	12,730.08
MH LEASING-BELLEFONTAINE	13.090	3169	1.00	---	---	1.00
REFUNDS	10.035	5519	49,217.00	32,819.75	---	16,397.25
OVERTIME PAY PS	10.010	7031	5,654,471.00	5,650,292.24	---	4,178.76
DMH OPERATIONAL M&R (Fund 0124)	18.015	0593	3,581,964.04	1,856,961.29	1,725,002.00	0.75
M&R FMRF (Fund 0124)	17.045	0698	10,648,166.50	2,989,069.41	7,659,097.00	0.09
<b><u>Office of the Director</u></b>						
DIRECTOR'S OFFICE PS	10.005	0669	629,687.00	577,593.48	---	52,093.52
DIRECTOR'S OFFICE E&E	10.005	2043	65,580.00	54,998.00	---	10,582.00
HOUSING	10.060	2792	300,000.00	291,000.00	---	9,000.00
STAFF TRAINING	10.030	4170	764,360.00	370,642.97	---	393,717.03
OPERATIONAL SUPPORT PS	10.025	5307	5,030,820.00	4,644,971.24	---	385,848.76
OPERATIONAL SUPPORT E&E	10.025	5310	808,747.00	564,326.00	---	244,421.00
<b><u>Division of Alcohol and Drug Abuse</u></b>						
ADA ADOLESCENT TRMT	10.110	1906	275,730.00	42,936.00	---	232,794.00
ADA TREATMENT-MEDICAID MT	10.110	2040	6,216,375.00	6,216,374.60	---	0.40
ADA TREATMENT SVS E&E	10.110	2050	2,412,895.00	2,412,895.00	---	---
ADA ADMIN PS	10.100	2149	1,113,345.00	1,113,345.00	---	---
ADA ADMIN E&E	10.100	2150	40,483.00	40,483.00	---	---
ADA ADOLESCENT MEDICAID	10.110	2281	279,697.00	1,578.75	---	278,118.25

PREVENTION & EDU SVS PS	10.105	2649	25,973.00	25,972.98	---	0.02
ADA TREATMENT SERVICES	10.110	4147	22,305,167.00	22,050,815.00	---	254,352.00
ADA TREATMENT SVS PS	10.110	4148	1,413,387.00	1,413,387.00	---	---
COMMUNITY 2000	10.105	4649	502,732.00	502,732.00	---	---

**Division of Comprehensive Psychiatric Services**

MEDICATION COST INCREASES	10.235	0373	11,005,524.00	10,721,038.00	---	284,486.00
MID MO MHC YOUTH SVS PS	10.325	0677	1,619,062.00	1,619,062.00	---	---
PRN NURSING POOL PS	10.205	0994	3,141,339.00	3,040,197.36	---	101,141.64
PRN NURSING POOL E&E	10.205	0995	286,858.00	285,000.00	---	1,858.00
ADULT COMMUNITY PRGM PS	10.210	1479	98,530.00	96,841.12	---	1,688.88
YOUTH COMMUNITY PRGM PS	10.225	1481	234,078.00	227,337.77	---	6,740.23
HOMELESS MENTALLY ILL	10.210	1685	496,047.00	481,166.00	---	14,881.00
CPS ADMIN PS	10.200	1844	626,188.00	608,002.00	---	18,186.00
CPS ADMIN E&E	10.200	1845	173,058.00	151,403.00	---	21,655.00
CIVIL COMM LEGAL FEES	10.215	1864	774,099.00	774,089.03	---	9.97
OA CIVIL COMM LEGAL FEES	10.215	1865	132,550.00	132,550.00	---	---
FORENSIC SUPPORT SVS PS	10.220	1866	721,261.00	718,614.79	---	2,646.21
FORENSIC SUPPORT SVS E&E	10.220	1867	79,173.00	76,798.00	---	2,375.00
ADULT COMMUNITY PRGM E&E	10.210	2052	558,311.00	486,036.00	---	72,275.00
ADULT COMMUNITY PROGRAM	10.210	2053	46,161,273.00	43,537,980.00	---	2,623,293.00
YOUTH COMMUNITY PRGM E&E	10.225	2056	77,179.00	66,182.00	---	10,997.00
YOUTH COMMUNITY PROGRAM	10.225	2057	14,203,507.00	14,203,507.00	---	---
FULTON STATE HOSPITAL E&E	10.300	2061	8,917,007.00	8,917,007.00	---	---
NW MO PSY REHAB CTR E&E	10.305	2063	1,635,631.00	1,586,286.00	---	49,345.00
STL PSY REHAB CTR E&E	10.310	2064	3,202,238.00	3,170,505.00	---	31,733.00
SW MO PSY REHAB CTR E&E	10.315	2065	553,398.00	553,398.00	---	---
COTTONWOOD TRMT CTR E&E	10.355	2066	416,451.00	407,407.00	---	9,044.00
HAWTHORN PSY HOSPTL E&E	10.350	2067	1,036,055.00	1,000,822.00	---	35,233.00
METRO STL PSY CTR E&E	10.320	2068	3,148,383.00	3,058,583.00	---	89,800.00
MID MO MHC YOUTH SVS E&E	10.325	2069	389,235.00	389,235.00	---	---
ADULT COM PRG-MEDICAID MT	10.210	2070	39,063,983.00	39,063,982.35	---	0.65
YOUTH COM PRG-MEDICAID MT	10.225	2071	8,825,563.00	8,825,562.05	---	0.95
MID MISSOURI MHC E&E	10.325	2077	1,450,768.00	1,450,768.00	---	---
SOUTHEAST MO MHC E&E	10.330	2083	2,483,995.00	2,483,990.86	---	4.14
WEST MO MHC YOUTH SVS E&E	10.340	2088	105,676.00	102,506.00	---	3,170.00
WESTERN MO MHC E&E	10.340	2090	1,969,994.00	1,896,612.25	---	73,381.75
SEMO MHC-MSOTC PS	10.330	2229	10,590,867.00	10,277,917.24	---	312,949.76
SEMO MHC-MSOTC OVERTIME	10.330	2233	4,972.00	4,823.00	---	149.00
SEMO MHC-MSOTC E&E	10.330	2246	2,681,308.00	2,302,803.75	---	378,504.25
LOSS OF BENEFITS (NGRI)	10.240	2454	878,548.00	852,192.00	---	26,356.00
REMEDATION FUEL SPILL	17.240	2890	388,834.52	45,874.67	342,959.00	0.85
MSOTC RENOVATION OF WARDS	17.245	2893	1,802,228.71	2,482.50	1,799,746.00	0.21
FSH SITE MASTERPLAN STUDY	23.095	3021	300,000.00	283,460.00	16,540.00	---
SEMO MHC-MSOTC OVERTIME	10.330	3206	165,726.00	160,754.00	---	4,972.00
UNPROGRAMMED	18.010	3803	12,793.00	12,792.21	---	0.79

**STATE OF MISSOURI  
SUMMARY OF APPROPRIATION ACTIVITY  
GENERAL FUND - GENERAL REVENUE FUNDS  
FOR THE APPROPRIATION YEAR 2009**

	H.B. No.	Appr. No.	Appropriations	Expenditures and Transfers Out	Reappropriations to 2010	Lapse of Appropriations
WEST MO MHC YOUTH SVS PS	10.340	3909	959,902.00	896,753.03	---	63,148.97
SW MO PSY REHAB CTR PS	10.315	4157	2,373,957.00	2,373,956.50	---	0.50
HEALTHCARE TECHNOLOGY E&E	10.025	4169	783,350.00	759,849.00	---	23,501.00
FULTON ST HOSP OVERTIME	10.300	7187	1,641,681.00	1,592,431.00	---	49,250.00
NW MO PSY REHAB OVERTIME	10.305	7188	257,350.00	249,629.00	---	7,721.00
STL PSY REHAB OVERTIME	10.310	7190	394,414.00	390,709.96	---	3,704.04
SW MO PYS REHAB OVERTIME	10.315	7192	18,744.00	18,744.00	---	---
HAWTHORN HOSP OVERTIME	10.350	7193	123,515.00	119,810.00	---	3,705.00
COTTONWOOD TRMT OVERTIME	10.355	7195	55,931.00	54,253.00	---	1,678.00
METRO STL PSY OVERTIME	10.320	7197	89,394.00	86,712.00	---	2,682.00
MID MO MHC OVERTIME	10.325	7199	156,503.00	156,503.00	---	---
SE MO MHC OVERTIME	10.330	7201	336,332.00	326,229.80	---	10,102.20
WESTERN MO MHC OVERTIME	10.340	7202	509,177.00	493,902.00	---	15,275.00
SEMO - PUB BLDG	10.335	7520	55,593.00	55,593.00	---	---
FULTON STATE HOSPITAL PS	10.300	9381	42,324,825.00	41,569,185.13	---	755,639.87
NW MO PSY REHAB CTR PS	10.305	9384	10,196,310.00	9,889,416.72	---	306,893.28
STL PSY REHAB CTR PS	10.310	9385	16,125,168.00	15,960,662.19	---	164,505.81
COTTONWOOD TRMT CTR PS	10.355	9386	859,175.00	829,949.91	---	29,225.09
HAWTHORN PSY HOSPTL PS	10.350	9387	5,648,915.00	5,571,127.16	---	77,787.84
METRO STL PSY CTR PS	10.320	9391	11,516,200.00	10,454,477.05	---	1,061,722.95
MID MISSOURI MHC PS	10.325	9393	6,684,733.00	6,684,732.64	---	0.36
SOUTHEAST MO MHC PS	10.330	9394	17,638,911.00	17,108,670.57	---	530,240.43
WESTERN MO MHC PS	10.340	9395	15,654,601.00	15,193,661.16	---	460,939.84
CGH SPRINKLER SYSTEM (Fund 0124)	18.105	0867	204,408.35	153,231.79	51,176.00	0.56
FSH FIRE ALARM SYS VAR (Fund 0124)	18.105	0869	283,649.28	---	283,649.00	0.28
FSH UPGRADE FIRE PROTECT (Fund 0124)	18.105	0871	1,086,717.00	---	1,086,717.00	---
FSH ELECTR RENO VARIOUS (Fund 0124)	18.105	0873	2,139,183.00	1,092,788.73	1,046,394.00	0.27
FSH EXTERIOR REPRS TUCKPT (Fund 0124)	18.105	0875	309,402.19	308,057.19	1,345.00	---
FSH REPLACE REPR ELEVATOR (Fund 0124)	18.105	0877	273,108.76	231,448.62	41,660.00	0.14
FSH AIR HANDLING SYS VAR (Fund 0124)	18.105	0879	112,469.00	---	112,469.00	---
HCPH REPLACE HVAC MAIN (Fund 0124)	18.105	0880	315,880.24	70,220.57	245,659.00	0.67
NWPRC HVAC REPAIRS VAR (Fund 0124)	18.105	0882	143,633.31	143,633.31	---	---
SEMMHC MECHANICAL RENO (Fund 0124)	18.105	0883	2,696,207.28	2,430,241.43	265,965.00	0.85
STLPRC REPAIR ROOF MAIN (Fund 0124)	18.105	0885	97,188.00	---	97,188.00	---
STLPRC REPLACE CHILLER (Fund 0124)	18.105	0893	803,344.58	31,908.75	771,435.00	0.83
STLPRC EMER GENERATOR (Fund 0124)	18.105	0894	369,702.50	97,383.23	272,319.00	0.27
STLPRC REPAIR STEAM LINES (Fund 0124)	18.105	0895	397,788.92	16,133.37	381,655.00	0.55
BBGH ROOF (Fund 0124)	18.105	1211	49,495.00	---	49,495.00	---
TCE ROOF (Fund 0124)	18.105	1322	49,495.00	---	49,495.00	---

**Division of Developmental Disabilities**

ALBANY RC PS	10.500	0460	731,057.00	709,737.00	---	21,320.00
CENTRAL MO RC PS	10.505	0461	874,329.00	820,616.00	---	53,713.00
HANNIBAL RC PS	10.510	0462	757,520.00	719,194.00	---	38,326.00
JOPLIN RC PS	10.515	0463	1,025,578.00	809,445.00	---	216,133.00
KANSAS CITY RC PS	10.520	0464	1,332,735.00	1,251,286.00	---	81,449.00
KIRKSVILLE RC PS	10.525	0466	586,476.00	533,324.84	---	53,151.16
POPLAR BLUFF RC PS	10.530	0467	761,733.00	690,881.00	---	70,852.00
ROLLA RC PS	10.535	0468	769,267.00	746,789.00	---	22,478.00
SIKESTON RC PS	10.540	0469	796,522.00	691,876.00	---	104,646.00
SPRINGFIELD RC PS	10.545	0470	999,094.00	911,670.00	---	87,424.00
ST LOUIS RC PS	10.550	0471	2,815,767.00	2,732,464.00	---	83,303.00
BELLEFONTAINE HC PS	10.555	0473	14,935,830.00	14,498,248.88	---	437,581.12
HIGGINSVILLE HC PS	10.560	0474	8,849,081.00	8,592,970.62	---	256,110.38
MARSHALL HC PS	10.565	0475	18,287,179.00	17,576,467.81	---	710,711.19
NEVADA HC PS	10.570	0476	8,084,122.00	7,739,168.27	---	344,953.73
ST LOUIS DDTC PS	10.575	0477	17,685,188.00	17,133,505.00	---	551,683.00
SOUTHEAST MO RES SVCS PS	10.580	0478	5,178,149.00	5,162,865.53	---	15,283.47
MRDD ADMIN PS	10.400	1911	1,792,729.00	1,740,995.00	---	51,734.00
MRDD ADMIN E&E	10.400	1912	168,404.00	162,501.00	---	5,903.00
COMMUNITY PROGRAMS	10.410	1919	8,152,315.00	6,777,359.00	---	1,374,956.00
AUTISTIC CLIENTS	10.410	1928	10,446,176.00	10,446,176.00	---	---
NW COMMUNITY SERVICES PS	10.560	1937	2,617,663.00	2,539,132.99	---	78,530.01
COMMUNITY PRG-MEDICAID MT	10.410	2072	117,018,245.00	115,339,655.00	---	1,678,590.00
C&F DIRECT SP-MEDICAID MT	10.410	2073	9,365,328.00	9,365,328.00	---	---
ALBANY RC E&E	10.500	2101	131,209.00	120,661.00	---	10,548.00
CENTRAL MO RC E&E	10.505	2102	122,478.00	112,153.50	---	10,324.50
HANNIBAL RC E&E	10.510	2108	268,110.00	260,067.00	---	8,043.00
JOPLIN RC E&E	10.515	2111	255,106.00	147,453.00	---	107,653.00
KANSAS CITY RC E&E	10.520	2112	405,704.00	291,521.29	---	114,182.71
KIRKSVILLE RC E&E	10.525	2113	180,532.00	145,114.20	---	35,417.80
POPLAR BLUFF RC E&E	10.530	2115	129,715.00	122,824.00	---	6,891.00
ROLLA RC E&E	10.535	2116	122,913.00	85,626.00	---	37,287.00
SIKESTON RC E&E	10.540	2117	182,139.00	118,674.95	---	63,464.05
SPRINGFIELD RC E&E	10.545	2118	267,086.00	179,072.77	---	88,013.23
ST LOUIS DDTC E&E	10.575	2119	2,251,319.00	2,206,085.00	---	45,234.00
SOUTHEAST MO RES SVCS E&E	10.580	2120	592,764.00	574,678.88	---	18,085.12
MRDD COM SUP STAFF PS	10.415	2198	7,282,297.00	7,063,828.00	---	218,469.00
ST LOUIS RC E&E	10.550	2332	381,556.00	368,939.00	---	12,617.00
BELLEFONTAINE HC E&E	10.555	2337	786,592.00	762,993.00	---	23,599.00
HIGGINSVILLE HC E&E	10.560	2348	881,345.00	881,344.92	---	0.08
MARSHALL HC E&E	10.565	2354	1,010,167.00	985,460.00	---	24,707.00
NEVADA HC E&E	10.570	2356	1,528,260.00	1,519,806.98	---	8,453.02
C & F DIRECTED SUPPORTS	10.410	2770	8,723,772.00	8,723,772.00	---	---
ST ICF-MR REIMB ALLOW	10.405	2780	6,614,100.00	6,614,100.00	---	---
APPRAISALS AND SURVEYS	17.060	2879	2,950.00	2,950.00	---	---

**STATE OF MISSOURI  
SUMMARY OF APPROPRIATION ACTIVITY  
GENERAL FUND - GENERAL REVENUE FUNDS  
FOR THE APPROPRIATION YEAR 2009**

	H.B. No.	Appr. No.	Appropriations	Expenditures and Transfers Out	Reappropriations to 2010	Lapse of Appropriations
BELLEFONTAINE MEDICAID EE	10.555	3036	50,000.00	4,705.00	---	45,295.00
HIGGINSVILLE MEDICAID EE	10.560	3037	50,000.00	1,750.00	---	48,250.00
MARSHALL HC MEDICAID E&E	10.565	3038	475,183.00	456,223.00	---	18,960.00
NEVADA HC MEDICAID E&E	10.570	3039	50,000.00	1,450.00	---	48,550.00
ST LOUIS DDTC MEDICAID EE	10.575	3040	50,000.00	4,850.00	---	45,150.00
SOUTHEAST MO MEDICAID E&E	10.580	3041	50,000.00	4,705.00	---	45,295.00
BELLEFONTAINE FLSA PS	10.555	3147	394,418.00	391,381.08	---	3,036.92
MRDD POOL PS	10.405	3415	2,172,094.00	2,110,680.94	---	61,413.06
MRDD POOL E&E	10.405	3416	3,576,367.00	3,496,635.96	---	79,731.04
MRDD POOL PRG	10.405	3680	50,000.00	48,500.00	---	1,500.00
BELLEFONTAINE HC	23.096	3976	18,097,913.00	336,611.53	---	17,761,301.47
MARSHALL COMM SVS PS	10.565	6033	1,901,117.00	1,844,083.00	---	57,034.00
MARSHALL COMM SVS E&E	10.565	6034	15,406.00	14,944.00	---	462.00
BELLEFONTAINE HC OVERTIME	10.555	7227	1,157,255.00	1,122,536.96	---	34,718.04
HIGGINSVILLE HC OVERTIME	10.560	7229	496,722.00	481,810.03	---	14,911.97
MARSHALL HC OVERTIME	10.565	7231	874,607.00	848,369.00	---	26,238.00
NEVADA HC OVERTIME	10.570	7233	38,622.00	37,463.00	---	1,159.00
ST LOUIS DDTC OVERTIME	10.575	7234	644,160.00	624,835.00	---	19,325.00
SOUTHEAST MO RES OVERTIME	10.580	7236	329,123.00	319,249.00	---	9,874.00
MR COMMUNITY PROGRAMS PS	10.410	7426	647,367.00	625,298.90	---	22,068.10
MR COMMUNITY PROGRAMS E&E	10.410	7427	44,036.00	38,648.00	---	5,388.00
BELLEFONTAINE SPRINKLERS (Fund 0124)	18.105	0865	1,711,451.08	44,284.57	1,667,166.00	0.51
BENTON HALL SPRINKLERS (Fund 0124)	18.105	0866	529,628.38	127,338.37	402,290.00	0.01
ARC EXTERIOR RENO VARIOUS (Fund 0124)	18.105	0896	260,102.90	---	260,102.00	0.90
HHC EMERGENCY GENERATORS (Fund 0124)	18.105	0897	241,414.00	110,071.52	131,342.00	0.48
HHC HVAC RENO NATATORIUM (Fund 0124)	18.105	0902	93,072.00	93,072.00	---	---
JRC ELECTR RENO VARIOUS (Fund 0124)	18.105	0903	516,928.00	---	516,928.00	---
KCRC REPLACE WINDOW SEALS (Fund 0124)	18.105	0904	150,046.00	---	150,046.00	---
MHC EXTERIOR RENO VARIOUS (Fund 0124)	18.105	0922	1,880,502.28	---	1,880,502.00	0.28
MHC FIRE ALARM VARIOUS (Fund 0124)	18.105	0930	682,802.28	28,350.00	654,452.00	0.28
MHC EMERGENCY GENERATORS (Fund 0124)	18.105	0935	320,213.00	318,313.80	1,899.00	0.20
MHC ELECTR REPAIRS (Fund 0124)	18.105	0936	810,330.00	666,218.20	144,111.00	0.80
MHC WATER TREATMENT (Fund 0124)	18.105	0938	383,192.00	342,272.00	40,920.00	---
MHC REPLACE ROOF VARIOUS (Fund 0124)	18.105	0942	663,405.00	178,794.70	484,610.00	0.30
NHC SPRINKLER SYSTEM VAR (Fund 0124)	18.105	0997	502,026.10	106,377.62	395,648.00	0.48
NHC EMERGENCY GENERATORS (Fund 0124)	18.105	1007	265,580.00	265,580.00	---	---

NHC FIRE ALARM VARIOUS (Fund 0124)	18.105	1012	662,078.65	58,984.33	603,094.00	0.32
NHC ELECTR PANELS VARIOUS (Fund 0124)	18.105	1014	3,576,822.00	787,248.46	2,789,573.00	0.54
NHC REPAIR EXTERIOR (Fund 0124)	18.105	1015	146,082.00	146,082.00	---	---
NHC BYPASS WATER TOWER (Fund 0124)	18.105	1016	82,584.00	38,986.68	43,597.00	0.32
NWHS REPLACE CHILLER (Fund 0124)	18.105	1021	326,621.70	11,142.09	315,479.00	0.61
NWHC FIRE ALARM VARIOUS (Fund 0124)	18.105	1022	187,728.00	17,342.50	170,385.00	0.50
NWHC REPLACE ROOF VARIOUS (Fund 0124)	18.105	1023	453,221.60	22,825.63	430,395.00	0.97
PBRC UPGRADE ELECTR VAR (Fund 0124)	18.105	1025	22,255.00	---	22,255.00	---
PBRC REPLACE FLOOR VAR (Fund 0124)	18.105	1057	224,607.60	35,812.24	188,795.00	0.36
RRC FIRE ALARM SYSTEM (Fund 0124)	18.105	1058	129,584.00	---	129,584.00	---
SRC REPLACE FLOOR VARIOUS (Fund 0124)	18.105	1061	225,858.50	1,762.19	224,096.00	0.31
SRC REPLACE CHILLER (Fund 0124)	18.105	1063	279,032.00	216,889.00	62,143.00	---
SRC REPLACE BOILERS (Fund 0124)	18.105	1065	28,671.00	---	28,671.00	---
SRC UPGRADE ELECTRICAL (Fund 0124)	18.105	1070	567,882.18	351,719.90	216,162.00	0.28
SRC FIRE ALARM VARIOUS (Fund 0124)	18.105	1071	93,902.00	---	93,902.00	---
SFRC REPLACE ROOF (Fund 0124)	18.105	1074	144,524.00	---	144,524.00	---
SFRC AIR HANDLERS (Fund 0124)	18.105	1078	234,812.00	---	234,812.00	---
SFRC UPGRADE ELECTRICAL (Fund 0124)	18.105	1079	70,322.30	16,846.00	53,476.00	0.30
SCHC FIRE ALARM SYS VAR (Fund 0124)	18.105	1081	664,621.68	56,625.91	607,995.00	0.77
SCHC REPLACE ROOF (Fund 0124)	18.105	1082	500,858.92	29,278.16	471,580.00	0.76
SCHC REPLACE HVAC (Fund 0124)	18.105	1086	330,766.00	---	330,766.00	---
HHC WATER&SEWER (Fund 0124)	18.105	1212	769,355.47	76,918.61	692,436.00	0.86
NHC DEAERATOR&POWER PLANT (Fund 0124)	18.105	1213	185,071.28	89,980.00	95,091.00	0.28
HAZARDOUS MATERIAL (Fund 0124)	18.010	3801	117,642.51	103,457.03	14,185.00	0.48
ROOF MANAGEMENT (Fund 0124)	18.010	3808	67,939.00	67,939.00	---	---
PAVING MANAGEMENT (Fund 0124)	18.010	3811	70,724.00	70,724.00	---	---
ENERGY CONSERVATION PRJ (Fund 0124)	18.010	3819	59.00	59.00	---	---

**DEPARTMENT OF NATURAL RESOURCES**

MINORITY SCHOLARSHIPS	06.430	0811	32,964.00	28,975.00	---	3,989.00
DNR STATE OWNED	13.045	2438	334,478.00	330,253.00	---	4,225.00
DNR LEASING	13.045	4305	280,432.00	276,507.35	---	3,924.65
M&R FMRF (Fund 0124)	17.045	0698	16,230.32	16,227.55	2.00	0.77
HAZARDOUS MATERIAL (Fund 0124)	18.010	3801	25,000.00	---	25,000.00	---

**Department Operations**

DEPT OPERATIONS PS	06.200	1804	830,904.00	660,441.27	---	170,462.73
DEPT OPERATIONS E&E	06.200	1807	148,669.00	144,209.00	---	4,460.00

**Water Resources Center**

WATER RESOURCES PS	06.215	5245	1,097,474.00	1,067,661.91	---	29,812.09
WATER RESOURCES E&E	06.215	5246	1,223,717.00	1,026,216.00	---	197,501.00
CLARENCE CANNON PAYMENT (Fund 0174)	06.225	2916	475,000.00	475,000.00	---	---

**STATE OF MISSOURI  
SUMMARY OF APPROPRIATION ACTIVITY  
GENERAL FUND - GENERAL REVENUE FUNDS  
FOR THE APPROPRIATION YEAR 2009**

	H.B. No.	Appr. No.	Appropriations	Expenditures and Transfers Out	Reappropriations to 2010	Lapse of Appropriations
<b><u>Division of Environmental Quality</u></b>						
SOLID WASTE FORFEITURES	06.275	4303	54,804.00	15,784.68	---	39,019.32
WATER PROTECTION PRG PS	06.215	7172	601,252.00	535,449.91	---	65,802.09
WATER PROTECTION PRG E&E	06.215	7176	1,700,113.00	1,627,018.00	---	73,095.00
SOLID WASTE FORFEITURES (Fund 0198)	06.275	4304	141,599.00	274.03	---	141,324.97
<b><u>Division of Geology and Land Survey</u></b>						
DGLS OPERATION PS	06.215	2395	749,754.00	720,594.45	---	29,159.55
DGLS OPERATION E&E	06.215	2396	140,882.00	137,654.00	---	3,228.00
DNR DGLS OPERATIONAL M&R (Fund 0124)	18.015	0522	21,065.80	8,707.22	12,358.00	0.58
DGLS EMER GENERATOR (Fund 0124)	18.055	0686	164,128.00	15,515.00	148,613.00	---
<b><u>Division of State Parks</u></b>						
CIVIL WAR COMM E&E	06.380	3348	250,000.00	42,000.00	---	208,000.00
<b><u>Field Services Division</u></b>						
FIELD SERVICES PS	06.215	1817	4,087,202.00	3,837,246.28	---	249,955.72
FIELD SERVICES E&E	06.215	1818	1,309,512.00	1,133,040.99	---	176,471.01
<b><u>DEPARTMENT OF PUBLIC SAFETY</u></b>						
PUBLIC SAFETY STATE OWNED	13.065	2444	281,520.00	240,235.28	---	41,284.72
PUBLIC SAFETY LEASING	13.065	6075	475,839.00	410,961.18	---	64,877.82
M&R FMRF (Fund 0124)	17.045	0698	452,006.81	339,445.54	112,561.00	0.27
ROOF MANAGEMENT (Fund 0124)	18.010	3808	127,481.00	127,480.87	---	0.13
PAVING MANAGEMENT (Fund 0124)	18.010	3811	252,742.00	252,741.88	---	0.12
<b><u>Office of the Director</u></b>						
DIRECTOR ADMIN PS	08.005	1097	1,154,751.00	974,935.09	---	179,815.91
INTERNET SEX CRIME PS	08.030	2941	56,200.00	12,911.07	---	43,288.93
INTERNET SEX CRIME E&E	08.030	2951	5,000.00	---	---	5,000.00
MPS OFCR MEDAL VALOR EE	08.080	2992	5,000.00	744.76	---	4,255.24
INTEROPERABILITY MATCH	08.005	3124	3,421,175.00	11,391.90	---	3,409,783.10
INTEROPERABLE SYSTEM E&E	08.005	3126	6,150,000.00	---	---	6,150,000.00
JUSTICE ASSISTANCE GRANT	08.020	3133	1,500,000.00	1,371,350.47	---	128,649.53
FORENSIC EXAMS	08.050	3168	1,660,013.00	999,848.81	---	660,164.19
INTERNET SEX CRM TSF GNTS	08.030	3231	1,440,000.00	1,331,669.56	---	108,330.44
DIRECTOR ADMIN E&E	08.005	8094	180,036.00	116,897.19	---	63,138.81

**Division of Fire Safety**

F S ADMIN PS	08.165	1103	2,204,348.00	2,044,143.17	---	160,204.83
F S ADMIN E&E	08.165	1107	336,747.00	273,596.87	---	63,150.13
FIREFIGHTER TRAINING	08.170	7496	306,408.00	290,098.00	---	16,310.00

**Capitol Police**

CAPITOL POLICE PS	08.085	3300	1,470,278.00	1,415,610.61	---	54,667.39
CAPITOL POLICE E&E	08.085	3301	201,705.00	142,840.41	---	58,864.59

**State Highway Patrol**

SHP TECHNICAL SERVICE PS	08.135	0628	409,740.00	341,048.51	---	68,691.49
SHP ENFORCEMENT PS	08.100	1134	8,737,278.00	8,101,954.71	---	635,323.29
SHP ENFORCEMENT E&E	08.100	1139	941,182.00	885,399.25	---	55,782.75
STATE HIGHWAY PATROL	13.070	2006	160,703.00	68,203.32	---	92,499.68
DPS-SHP INSTIT	13.070	2127	184,473.00	171,856.00	---	12,617.00
SHP TECHNICAL SERVICE E&E	08.135	2283	163,184.00	127,717.49	---	35,466.51
GASOLINE PURCHASE	08.105	2335	303,468.00	303,467.10	---	0.90
VEHICLE REPLACEMENT	08.110	2336	49,350.00	41,678.00	---	7,672.00
SHP ACADEMY PS	08.120	2338	4,721.00	---	---	4,721.00
APPRAISALS AND SURVEYS	17.060	2879	10,711.00	5,395.00	5,316.00	---
JASPER COUNTY CRIME LAB	23.076	3451	629,248.00	11,712.89	617,535.00	0.11
SPRINGFIELD CRIME LAB	23.077	3464	999,000.00	---	999,000.00	---
APPRAISALS AND SURVEYS	23.030	4102	1,999.00	24.00	---	1,975.00
SHP NON HWY DUTIES PS	08.100	4336	1,896,126.00	1,199,375.60	---	696,750.40
SHP NON HWY DUTIES E&E	08.100	4337	100,000.00	87,941.50	---	12,058.50
CRIME LABS PS	08.115	4342	2,084,612.00	1,554,588.76	---	530,023.24
CRIME LABS E&E	08.115	4343	1,030,206.00	991,171.97	---	39,034.03
FRINGE BENEFITS PS	08.095	4344	6,412,924.00	5,507,040.02	---	905,883.98
FRINGE BENEFITS E&E	08.095	4347	798,841.00	584,509.35	---	214,331.65
SHP ADMIN E&E	08.090	4368	16,279.00	12,194.50	---	4,084.50
SHP ADMIN PS	08.090	6327	24,853.00	---	---	24,853.00
DPS HP OPERATIONAL M&R (Fund 0124)	18.015	0581	271,330.43	158,278.58	113,051.00	0.85

**Division of Liquor Control**

REFUND UNUSED STICKERS	08.160	1161	60,000.00	10,863.33	---	49,136.67
ALCOHOL & TOBACCO CNTR PS	08.155	5283	2,422,867.00	2,340,160.86	---	82,706.14
ALCOHOL & TOBACCO CNTR EE	08.155	5284	431,325.00	289,550.00	---	141,775.00

**Missouri State Water Patrol**

STATE WATER PATROL PS	08.150	1171	5,221,644.00	4,805,040.07	---	416,603.93
STATE WATER PATROL E&E	08.150	1175	918,619.00	918,619.00	---	---
DPS WP OPERATIONAL M&R (Fund 0124)	18.015	0587	16,115.76	16,115.76	---	---



**STATE OF MISSOURI  
SUMMARY OF APPROPRIATION ACTIVITY  
GENERAL FUND - GENERAL REVENUE FUNDS  
FOR THE APPROPRIATION YEAR 2009**

	H.B. No.	Appr. No.	Appropriations	Expenditures and Transfers Out	Reappropriations to 2010	Lapse of Appropriations
<b><u>Adjutant General</u></b>						
NG STATEWIDE SUPPORT	17.185	0759	229,108.39	123,350.88	105,757.00	0.51
NG ST CHARLES ARMORY	17.215	0761	487,468.00	---	---	487,468.00
NG SPRINGFIELD AVCRAD	17.205	0774	493,135.05	33,467.97	459,667.00	0.08
A G ADMIN PS	08.245	1226	1,269,834.00	1,262,403.56	---	7,430.44
A G ADMIN E&E	08.245	1228	133,344.00	111,543.90	---	21,800.10
A G FIELD SUPPORT PS	08.260	1229	781,615.00	722,022.25	---	59,592.75
A G FIELD SUPPORT E&E	08.260	1231	317,393.00	226,824.84	---	90,568.16
DPS-ADJ GEN INSTIT	13.075	3665	709,015.00	709,015.00	---	---
A G AIR SEARCH & RESCUE	08.290	3984	16,978.00	7,104.00	---	9,874.00
CONTRACT SERVICES PS	08.285	4502	566,198.00	478,968.41	---	87,229.59
CONTRACT SERVICES E&E	08.285	4503	31,408.00	11,454.00	---	19,954.00
DPS NG OPERATIONAL M&R (Fund 0124)	18.015	0589	1,031,550.70	488,805.72	542,744.00	0.98
CAPE ARMORY RENO (Fund 0124)	18.090	0688	1,076,007.58	1,019,713.70	56,293.00	0.88
CLINTON ARMORY RENO (Fund 0124)	18.090	0689	367,665.70	141,260.88	226,404.00	0.82
FREDERICKTOWN ARMORY RENO (Fund 0124)	18.090	0724	75,063.13	71,226.23	3,836.00	0.90
IKE SKELTON MASONRY REPRS (Fund 0124)	18.090	0743	949,186.41	790,993.64	158,192.00	0.77
JACKSON ARMORY RENO (Fund 0124)	18.090	0744	529,791.26	88,668.62	441,122.00	0.64
JOPLIN ARMORY INTERIOR (Fund 0124)	18.090	0745	841,147.08	42,659.80	798,487.00	0.28
MARYVILLE ELECTR RENO (Fund 0124)	18.090	0755	97,546.00	18,540.00	79,006.00	---
<b><u>State Emergency Management Agency</u></b>						
A G SEMA PS	08.295	1237	1,407,700.00	1,297,191.75	---	110,508.25
A G SEMA E&E	08.295	1241	404,146.00	385,045.72	---	19,100.28
STATE AGENCY DISASTERS	08.305	3166	2,230,891.00	2,230,886.03	---	4.97
SEMA GRANT	08.305	3299	10,250,000.00	10,184,061.02	---	65,938.98
<b><u>Missouri Veterans' Commission</u></b>						
DPS-VC INSTIT	13.065	2177	2,415,540.00	2,060,437.00	---	355,103.00
VETERANS HOMES PS	08.185	2340	12,212,820.00	11,846,338.11	---	366,481.89
VETERANS HOMES E&E	08.185	2341	16,217,829.00	15,541,874.00	---	675,955.00
UNPROGRAMMED	18.010	3803	17,378.00	---	17,378.00	---
VETERANS HOMES OVERTIME	08.185	7109	4,504.00	1,267.53	---	3,236.47
ADMIN & SERVICES PS	08.175	8734	2,169,869.00	1,997,196.05	---	172,672.95
ADMIN & SERVICE E&E	08.175	8736	392,671.00	371,791.00	---	20,880.00
DPS VC OPERATIONAL M&R (Fund 0124)	18.015	0588	207,050.00	103,303.49	103,746.00	0.51
ENERGY CONSERVATION PRJ (Fund 0124)	18.010	3819	1,689.63	1,627.00	62.00	0.63

CAMERON VH REPLACE ROOF (Fund 0124)	18.085	4061	1,266,433.28	893,286.18	373,147.00	0.10
MEXICO VH REPLACE ROOF (Fund 0124)	18.085	4062	228,119.00	37,658.64	190,460.00	0.36
MEXICO VH NURSE CALL SYS (Fund 0124)	18.085	4063	137,933.43	15,051.40	122,882.00	0.03
MEXICO VH HVAC RENO (Fund 0124)	18.085	4064	400,783.58	134,646.90	266,136.00	0.68
STL VH HVAC REPRS (Fund 0124)	18.085	4065	101,537.47	---	101,537.00	0.47

**DEPARTMENT OF REVENUE**

REVENUE STATE OWNED	13.015	2434	726,932.00	706,072.38	---	20,859.62
REVENUE LEASING	13.015	6090	931,280.00	804,720.91	---	126,559.09
APPRAISALS AND SURVEYS	17.060	2879	1,500.00	1,185.00	315.00	---
REVENUE STATE OWNED (Fund 0124)	13.015	2637	1,829,523.00	1,757,222.98	---	72,300.02

**Legal Services**

LEGAL SERV PS	04.008	1739	1,779,009.00	1,614,554.91	---	164,454.09
LEGAL SERV E&E	04.008	1740	172,682.00	149,631.33	---	23,050.67
HWY COLL LEGAL SERV PS	04.005	1766	1,328,803.00	1,288,896.24	---	39,906.76

**Fiscal Services**

POSTAGE	04.010	0075	3,544,793.00	3,155,417.00	---	389,376.00
FISCAL SERV PS	04.010	1751	9,600,622.00	8,037,537.16	---	1,563,084.84
FISCAL SERV E&E	04.010	1752	1,262,751.00	851,421.51	---	411,329.49
HWY COLL FISCAL SERV PS	04.005	1768	597,549.00	568,025.29	---	29,523.71
HWY COLL POSTAGE	04.005	1770	1,339,903.00	1,259,706.00	---	80,197.00
FISCAL-MAIL CONSOL PS	04.015	4240	440,869.00	427,614.18	---	13,254.82
HWY COLL-MAIL CONSOL E&E	04.015	4241	4,729.00	---	---	4,729.00
HWY COLL-MAIL CONSOL PS	04.015	4251	219,960.00	213,252.83	---	6,707.17
FISCAL SERV PS (Fund 0169)	04.010	3646	24,372.00	17,479.79	---	6,892.21
FISCAL SERV E&E (Fund 0169)	04.010	3647	2,599,841.00	1,911,034.65	---	688,806.35

**Customer Services - MVDL**

CS MV-DL-CAB PS	04.007	1710	505,079.00	391,559.11	---	113,519.89
CS MV-DL-CAB E&E	04.007	1711	456,292.00	446,218.00	---	10,074.00
HWY COLL CS MV-DL-CAB PS	04.005	1762	6,878,796.00	5,862,017.71	---	1,016,778.29
HWY COLL CS MV-DL-CAB E&E	04.005	1763	3,720,082.00	3,165,525.00	---	554,557.00
EMBLEM USE FEE DISTRIB	04.055	3693	1,000.00	300.00	---	700.00

**Customer Services - Taxation**

DELINQUENT COLLECTN FEES	04.035	0096	4,080,000.00	3,927,796.39	---	152,203.61
GR REFUNDS (REG)	04.060	1243	1,440,700,000.00	1,440,486,520.81	---	213,479.19
CUST SERV TAX PS	04.006	1691	13,756,897.00	11,711,208.76	---	2,045,688.24
CUST SERV TAX E&E	04.006	1692	1,931,565.00	1,735,615.48	---	195,949.52
CUST SERV TAX MTC DUES EE	04.006	1695	163,001.00	158,111.00	---	4,890.00
HWY COLL CS TAX PS	04.005	1760	660,484.00	346,785.26	---	313,698.74
HOMESTEAD PRESV CREDIT	04.045	2039	91,089.00	90,611.56	---	477.44
COUNTY STOCK INSUR TAX	04.095	2705	1,507,687.00	1,507,686.94	---	0.06
COUNTY FILING FEES	04.040	7024	225,000.00	186,109.50	---	38,890.50
DEBT OFFSET TAX CREDITS	04.100	7323	275,000.00	238,494.49	---	36,505.51

**STATE OF MISSOURI  
SUMMARY OF APPROPRIATION ACTIVITY  
GENERAL FUND - GENERAL REVENUE FUNDS  
FOR THE APPROPRIATION YEAR 2009**

	H.B. No.	Appr. No.	Appropriations	Expenditures and Transfers Out	Reappropriations to 2010	Lapse of Appropriations
<b><u>State Tax Commission</u></b>						
STATE TAX COMMISSION PS	04.020	0083	2,775,570.00	2,606,989.20	---	168,580.80
ASSESSMENT MAINTENANCE	04.025	1044	19,020,668.00	18,756,070.49	---	264,597.51
STATE TAX COMMISSION E&E	04.020	2138	267,536.00	240,295.00	---	27,241.00
AG LAND USE STUDY E&E	04.020	3460	5,000.00	1,135.00	---	3,865.00
<b><u>DEPARTMENT OF SOCIAL SERVICES</u></b>						
SOCIAL SERVICES LEASING	13.100	1434	11,475,796.00	10,596,704.38	---	879,091.62
SOCIAL SERVICES INSTIT	13.100	2097	545,832.00	512,083.00	---	33,749.00
SOCIAL SRVS STATE OWNED	13.100	2461	5,753,562.00	5,573,520.11	---	180,041.89
M&R FMRF (Fund 0124)	17.045	0698	411,373.49	8,155.39	403,218.00	0.10
SOCIAL SRVS STATE OWNED (Fund 0169)	13.100	2655	349,836.00	312,242.85	---	37,593.15
<b><u>Office of the Director</u></b>						
OFFICE OF DIRECTOR PS	11.005	4333	444,241.00	440,401.82	---	3,839.18
OFFICE OF DIRECTOR E&E	11.005	4334	45,053.00	41,346.80	---	3,706.20
FIELD & LINE TRAINING	11.025	6793	172,781.00	165,104.08	---	7,676.92
HUMAN RESOURCE CENTER PS	11.020	9948	364,754.00	343,436.05	---	21,317.95
HUMAN RESOURCE CENTER E&E	11.020	9949	23,951.00	22,403.72	---	1,547.28
OFFICE OF DIRECTOR PS (Fund 0169)	11.005	3577	47,403.00	47,402.00	---	1.00
OFFICE OF DIRECTOR E&E (Fund 0169)	11.005	3590	16,480.00	16,400.00	---	80.00
<b><u>Division Finance and Administrative Services</u></b>						
DELINQUENT CHLIDREN	11.045	0738	3,302,000.00	2,228,968.00	---	1,073,032.00
FINANCE & ADMIN SRVS PS	11.030	3050	2,553,407.00	2,338,309.15	---	215,097.85
FINANCE & ADMIN SRVS E&E	11.030	3058	205,827.00	112,598.02	---	93,228.98
MAIL CENTER CONSOL PS	11.010	4222	227,435.00	220,476.85	---	6,958.15
MAIL CENTER CONSOL E&E	11.010	4224	107,877.00	104,224.34	---	3,652.66
DSS DGS OPERATIONAL M&R (Fund 0124)	18.015	0603	119,975.00	---	119,975.00	---
PHFRC REPLACE CHILLER (Fund 0124)	18.110	1087	1,287,969.12	50,212.18	1,237,756.00	0.94
FINANCE & ADMIN SRVS PS (Fund 0169)	11.030	3113	50,136.00	47,203.49	---	2,932.51
MAIL CENTER CONSOL PS (Fund 0169)	11.010	4220	10,713.00	10,703.10	---	9.90
<b><u>Division of Legal Services</u></b>						
LEGAL SERVICES PS	11.050	6353	1,911,021.00	1,794,303.15	---	116,717.85
LEGAL SERVICES E&E	11.050	6354	195,033.00	183,063.00	---	11,970.00
LEGAL SERVICES PS (Fund 0169)	11.050	2790	166,003.00	155,450.29	---	10,552.71

**Family Support Division**

DOMESTIC VIOLENCE	11.145	0766	4,750,000.00	4,463,185.66	---	286,814.34
YOUTH MENTORING	11.085	0797	400,000.00	388,000.00	---	12,000.00
ADULT SUPPLEMENTATION	11.100	1403	88,000.00	72,265.00	---	15,735.00
SUPPLEMENTAL NURSING CARE	11.105	2423	25,807,581.00	25,092,868.00	---	714,713.00
BLIND ADMIN PS	11.150	3401	85,114.00	80,496.53	---	4,617.47
TEMPORARY ASSISTANCE	11.095	3596	17,287,706.00	6,269,075.00	---	11,018,631.00
CSE COUNTY REIMBURSEMENT	11.170	3689	3,277,375.00	3,179,054.00	---	98,321.00
EBT E&E	11.070	5255	3,754,203.00	2,980,165.21	---	774,037.79
COMMUNITY PARTNERSHIP PS	11.085	5650	93,124.00	58,846.18	---	34,277.82
COMMUNITY PARTNERSHIP	11.085	5651	727,500.00	692,104.39	---	35,395.61
MO MENTORING PARTNERSHIP	11.085	5823	806,781.00	782,578.00	---	24,203.00
CSE FIELD STAFF/OPS PS	11.160	6260	1,725,577.00	1,637,415.90	---	88,161.10
CSE FIELD STAFF/OPS E&E	11.160	6261	4,027,312.00	1,938,694.15	---	2,088,617.85
FAMILY SUPPORT ADMIN PS	11.055	6269	871,015.00	841,109.57	---	29,905.43
FAMILY SUPPORT ADMIN E&E	11.055	6270	288,854.00	278,965.70	---	9,888.30
IM FIELD STAFF/OPS PS	11.060	6280	26,905,756.00	25,583,564.85	---	1,322,191.15
IM FIELD STAFF/OPS E&E	11.060	6281	281,327.00	267,190.24	---	14,136.76
FAMILY SUP STAFF TRNG	11.065	6290	361,108.00	350,272.72	---	10,835.28
FAMIS	11.080	9325	2,262,971.00	2,193,992.19	---	68,978.81
PRIVATIZATION COLLECTIONS (Fund 0169)	11.165	0748	510,000.00	272,808.79	---	237,191.21
CSE MEDIATION E&E (Fund 0169)	11.160	0931	615,000.00	615,000.00	---	---
IM FIELD STAFF/OPS PS (Fund 0169)	11.060	0939	1,412,982.00	411,363.75	---	1,001,618.25
IM FIELD STAFF/OPS E&E (Fund 0169)	11.060	0958	185,946.00	185,943.53	---	2.47
CSE COUNTY REIMBURSEMENT (Fund 0169)	11.170	2325	653,000.00	653,000.00	---	---
CSE FIELD STAFF/OPS PS (Fund 0169)	11.160	6267	5,525,854.00	4,766,176.54	---	759,677.46
CSE FIELD STAFF/OPS E&E (Fund 0169)	11.160	6268	1,182,523.00	1,106,769.21	---	75,753.79
FAMILY SUPPORT ADMIN PS (Fund 0169)	11.055	6275	1,360,867.00	1,350,753.74	---	10,113.26
FAMILY SUPPORT ADMIN E&E (Fund 0169)	11.055	6276	136,683.00	136,670.62	---	12.38

**Children's Division**

RESIDENTIAL TREATMENT SVS	11.220	0032	29,757,772.00	29,568,785.27	---	188,986.73
CASE MANAGEMENT CONTRACTS	11.225	1050	12,752,048.00	12,369,487.00	---	382,561.00
CHILD ASSESSMENT CENTERS	11.250	1386	1,498,952.00	1,447,756.92	---	51,195.08
CHILDREN'S PROGRAM POOL	11.245	1735	9,670,990.00	8,673,077.74	---	997,912.26
CHILD ABUSE PREVENTION	11.215	1792	300,000.00	276,000.00	---	24,000.00
CRISIS NURSERY	11.210	2386	1,350,000.00	802,313.81	---	547,686.19
TEEN CRISIS CARE	11.210	2390	400,000.00	320,001.74	---	79,998.26
CHILD WELFARE PREVENTION	11.215	3448	1,600,000.00	1,495,911.52	---	104,088.48
PURCHASE OF CHILD CARE	11.275	3592	71,837,747.00	62,682,405.90	---	9,155,341.10
PSYCHIATRIC DIVERSION	11.255	3603	6,346,361.00	4,329,013.49	---	2,017,347.51
ADOPTION RESOURCE CENTERS	11.235	4354	200,000.00	194,000.00	---	6,000.00
FOSTER CARE	11.220	4856	23,770,569.00	22,209,232.88	---	1,561,336.12
CHILDREN'S TREATMENT SVS	11.210	4861	6,810,191.00	6,605,885.00	---	204,306.00
ADOP/GUARDIANSHIP SUBSIDY	11.230	5701	60,949,953.00	56,389,640.01	---	4,560,312.99

**STATE OF MISSOURI  
SUMMARY OF APPROPRIATION ACTIVITY  
GENERAL FUND - GENERAL REVENUE FUNDS  
FOR THE APPROPRIATION YEAR 2009**

	H.B. No.	Appr. No.	Appropriations	Expenditures and Transfers Out	Reappropriations to 2010	Lapse of Appropriations
CHILDREN'S ADMIN PS	11.190	6292	1,135,136.00	1,067,992.18	---	67,143.82
CHILDREN'S ADMIN E&E	11.190	6295	69,126.00	61,290.00	---	7,836.00
CHILD FIELD STAFF/OPS PS	11.195	6301	27,751,020.00	26,621,678.13	---	1,129,341.87
CHILD FIELD STAFF/OPS E&E	11.195	6302	1,060,891.00	1,004,474.51	---	56,416.49
CHILDREN'S STAFF TRNG	11.205	6307	1,126,800.00	1,082,107.64	---	44,692.36
TRANSITIONAL LIVING	11.240	6867	1,690,790.00	1,635,746.62	---	55,043.38
CHILD WELFARE ACCREDIT PS	11.200	6962	3,881,730.00	3,189,297.44	---	692,432.56
CHILD WELFARE ACCREDIT EE	11.200	6963	4,254,374.00	3,831,756.84	---	422,617.16
<b><u>Division of Youth Services</u></b>						
JUVENILE COURT DIVERSION	11.290	0225	3,767,880.00	3,468,306.18	---	299,573.82
ADMIN SERVICES PS	11.280	1421	1,433,568.00	1,357,396.00	---	76,172.00
ADMIN SERVICES E&E	11.280	1422	127,422.00	121,066.45	---	6,355.55
YOUTH TREATMENT PRGM PS	11.285	1743	34,442,158.00	33,669,939.14	---	772,218.86
YOUTH TREATMENT PRGM E&E	11.285	1744	1,085,505.00	947,965.30	---	137,539.70
APPRAISALS AND SURVEYS	17.060	2879	228.00	228.00	---	---
DYS DELMINA WOODS BLDG	23.100	4139	941,242.00	20,056.00	921,186.00	---
DYS WE SEARS CTR DORM	23.105	4142	716,836.00	20,567.71	696,268.00	0.29
DYS WE SEARS WATER SYS	16.080	4152	428,482.00	13,547.40	414,934.00	0.60
YOUTH TRT PRG OVERTIME PS	11.285	4328	1,110,658.00	1,110,645.28	---	12.72
DSS DYS OPERATIONAL M&R (Fund 0124)	18.015	0604	374,678.38	3,859.33	370,819.00	0.05
BYC REPAIR EXTERIOR (Fund 0124)	18.110	1091	153,239.00	12,574.50	140,664.00	0.50
CAYC FIRE ALARM (Fund 0124)	18.110	1093	65,248.00	8,277.00	56,971.00	---
DWYC FIRE ALARM SYS VAR (Fund 0124)	18.110	1095	198.00	198.00	---	---
FSTC SECURITY HVAC (Fund 0124)	18.110	1096	144,869.83	90,973.37	53,896.00	0.46
GGYC REPAIR LAGOON (Fund 0124)	18.110	1098	119,878.00	8,332.00	111,546.00	---
HTC AIR CONDITIONING RENO (Fund 0124)	18.110	1099	109,038.50	20,492.07	88,546.00	0.43
MHYC FIRE ALARM SYS VAR (Fund 0124)	18.110	1100	80,395.37	6,711.80	73,683.00	0.57
MHYC REPLACE STAIRTOWERS (Fund 0124)	18.110	1101	176,812.00	---	176,812.00	---
SOTC FIRE ALARM SYS VAR (Fund 0124)	18.110	1102	52,248.00	---	52,248.00	---
SOTC EMERGENCY GENERATOR (Fund 0124)	18.110	1104	110,708.35	2,150.80	108,557.00	0.55
WESYC EMERGENCY GENERATOR (Fund 0124)	18.110	1105	138,756.00	---	138,756.00	---
WMYC FIRE SAFETY IMPROVE (Fund 0124)	18.110	1106	202,446.00	5,777.80	196,668.00	0.20
WMYC REPLACE ROOF VARIOUS (Fund 0124)	18.110	1108	260,625.00	212,785.88	47,839.00	0.12
EMERGENCY REQUIREMENTS (Fund 0124)	18.010	3797	0.65	---	---	0.65

**MO HealthNet Division**

WOMEN & MINORITY OUTREACH	11.420	1389	546,125.00	529,741.00	---	16,384.00
HOSPITAL CARE	11.505	1432	29,483,608.00	21,635,999.43	---	7,847,608.57
INFORMATION SYSTEMS	11.435	1438	5,697,417.00	5,438,457.00	---	258,960.00
MANAGED CARE	11.490	1783	243,623,969.00	237,315,554.00	---	6,308,415.00
HOME HEALTH-PACE	11.475	1797	4,416,384.00	4,053,915.08	---	362,468.92
PHARMACY	11.445	2525	150,526,710.00	67,899,344.14	---	82,627,365.86
MHN PARTICIPANT CASE MGMT	11.440	2645	13,522,716.00	9,218,875.87	---	4,303,840.13
CHILDREN'S HLTH INS PRGM	11.535	2866	30,074,487.00	25,662,413.96	---	4,412,073.04
WHEELCHAIR BATTERIES&ACC	11.485	3054	2,153,835.00	2,153,835.00	---	---
MC+ ENROLLMENT	11.440	3715	157,500.00	152,775.00	---	4,725.00
FQHC GRANTS	17.250	4197	46,496,952.36	33,011,579.86	13,485,372.00	0.50
RURAL HEALTH CLINICS	11.520	4374	530,000.00	67,998.16	---	462,001.84
WOMEN'S HEALTH SRVC	11.530	4511	1,416,441.00	465,787.57	---	950,653.43
FQHC DISTRIBUTION	11.515	4868	9,350,000.00	9,069,000.10	---	280,999.90
NON-EMERGENCY TRANSPORT	11.485	5928	12,671,608.00	11,041,221.73	---	1,630,386.27
DESE SERVICES	11.575	6225	69,954.00	69,954.00	---	---
MO HEALTHNET ADMIN PS	11.400	6376	3,421,493.00	3,093,603.27	---	327,889.73
MO HEALTHNET ADMIN E&E	11.400	6377	1,343,613.00	1,282,764.00	---	60,849.00
STATE MEDICAL	11.580	6382	29,346,161.00	29,334,808.00	---	11,353.00
NURSING FACILITIES	11.475	6472	163,427,935.00	155,056,637.86	---	8,371,297.14
CLINICAL SRVC MGMT	11.415	6764	2,301,123.00	2,221,190.00	---	79,933.00
PHARMACY-MED D-CLAWBACK	11.445	7238	175,000,000.00	175,000,000.00	---	---
PHYSICIANS	11.460	8196	169,168,874.00	169,128,285.11	---	40,588.89
DENTAL	11.465	8198	3,949,391.00	3,947,256.00	---	2,135.00
PREMIUM PAYMENTS	11.470	8200	53,660,706.00	53,660,288.77	---	417.23
REHAB & SPECIALTY SVS	11.485	8204	74,532,822.00	74,526,873.49	---	5,948.51
HOSPITAL CARE (Fund 0108)	11.505	0048	32,483,522.00	32,483,522.00	---	---
MO HLTHNET SUPP POOL (Fund 0108)	11.585	0237	8,317,900.00	5,575,337.34	---	2,742,562.66
NURSING FACILITIES (Fund 0108)	11.475	0779	58,516,478.00	58,516,478.00	---	---
CPE SAFETY NET HOSPITALS (Fund 0139)	14.218	5182	69,329,250.00	69,329,226.85	---	23.15
MANAGED CARE (Fund 0142)	11.490	0198	109,065,009.00	109,022,418.83	---	42,590.17
MO HLTHNET SUPP POOL (Fund 0142)	11.585	0214	1.00	---	---	1.00
HOSPITAL CARE (Fund 0142)	11.505	0776	132,967,390.00	132,967,390.00	---	---
FED REIMB ALLOWANCE (Fund 0142)	11.525	0778	1.00	---	---	1.00
FRA FEDERAL (Fund 0142)	11.525	1605	883,999,999.00	883,956,657.53	---	43,341.47
WOMEN'S HEALTH SRVC (Fund 0142)	11.530	2531	167,756.00	167,756.00	---	---
CHILDREN'S HLTH INS PRGM (Fund 0142)	11.535	2868	7,719,204.00	---	---	7,719,204.00
MOHLTHNET REV MAX UNIT PS (Fund 0142)	11.425	5050	92,019.00	84,474.74	---	7,544.26
MOHLTHNET REV MAX UNIT EE (Fund 0142)	11.425	5051	8,114.00	8,114.00	---	---
MONITORING PROGRAM (Fund 0142)	11.505	6738	200,000.00	200,000.00	---	---
TRAUMA CENTERS (Fund 0142)	11.505	6742	20,000,000.00	---	---	20,000,000.00
PAGER PILOT (Fund 0142)	11.505	6744	215,000.00	214,386.00	---	614.00
PHARMACY (Fund 0144)	11.445	5586	113,741,351.00	99,303,706.78	---	14,437,644.22
WOMEN'S HEALTH SRVC (Fund 0144)	11.530	5724	30,411.00	---	---	30,411.00

**STATE OF MISSOURI  
SUMMARY OF APPROPRIATION ACTIVITY  
GENERAL FUND - GENERAL REVENUE FUNDS  
FOR THE APPROPRIATION YEAR 2009**

	H.B. No.	Appr. No.	Appropriations	Expenditures and Transfers Out	Reappropriations to 2010	Lapse of Appropriations
CHILDREN'S HLTH INS PRGM (Fund 0144)	11.535	5725	201,394.00	---	---	201,394.00
STATE MEDICAL (Fund 0144)	11.580	5726	535,223.00	535,223.00	---	---
MO HEALTHNET ADMIN PS (Fund 0144)	11.400	6884	25,101.00	23,691.81	---	1,409.19
MO HEALTHNET ADMIN EE (Fund 0144)	11.400	6885	375.00	375.00	---	---
MANAGED CARE (Fund 0160)	11.490	0803	49,612,625.00	49,612,625.00	---	---
CHILDREN'S HLTH INS PRGM (Fund 0160)	11.535	1036	1,071,200.00	1,071,200.00	---	---
NFRA FEDERAL (Fund 0196)	11.570	1606	213,840,230.00	187,195,491.61	---	26,644,738.39
NURSING FAC FED REIMB AL (Fund 0196)	11.570	1789	1.00	---	---	1.00
MO HLTHNET SUPP POOL (Fund 0196)	11.585	6645	181,500.00	---	---	181,500.00
<b><u>DEPARTMENT OF CORRECTIONS</u></b>						
POPULATION GROWTH POOL PS	09.015	1053	2,354,416.00	2,240,570.09	---	113,845.91
CORRECTIONS LEASING	13.085	1112	7,785,276.00	6,428,107.70	---	1,357,168.30
CORRECTIONS INSTIT	13.085	2062	41,869,299.00	39,474,415.83	---	2,394,883.17
COSTS IN CRIMINAL CASES	09.275	2257	43,060,616.00	41,641,411.09	---	1,419,204.91
CORRECTIONS STATE OWNED	13.085	2445	1,051,492.00	1,027,680.45	---	23,811.55
POPULATION GRWTH POOL E&E	09.015	5173	92,996.00	56,351.97	---	36,644.03
TELECOMMUNICATIONS	09.020	5680	2,239,422.00	1,700,580.45	---	538,841.55
OVERTIME	09.060	7257	10,015,775.00	10,015,729.10	---	45.90
M&R FMRF (Fund 0124)	17.045	0698	2,942,825.37	2,332,237.05	610,588.00	0.32
HAZARDOUS MATERIAL (Fund 0124)	18.010	3801	48,215.00	5,641.00	42,574.00	---
<b><u>Office of the Director</u></b>						
RESTITUTION PAYMENTS	09.025	3232	182,500.00	157,250.00	---	25,250.00
OD STAFF PS	09.005	4774	3,599,950.00	3,364,292.62	---	235,657.38
OD STAFF E&E	09.005	4775	118,618.00	78,429.91	---	40,188.09
<b><u>Division of Human Services</u></b>						
DHS STAFF PS	09.030	1512	9,186,279.00	8,649,303.35	---	536,975.65
DHS STAFF E&E	09.030	1514	195,343.00	155,370.40	---	39,972.60
EMPLOYEE HEALTH & SAFETY	09.050	1658	621,145.00	596,974.19	---	24,170.81
GENERAL SERVICES E&E	09.035	2774	481,857.00	440,622.13	---	41,234.87
FOOD PURCHASES	09.040	4286	27,864,532.00	27,647,907.10	---	216,624.90
STAFF TRAINING	09.045	6024	1,566,720.00	1,437,796.48	---	128,923.52

**Division of Offender Rehabilitative Services**

MEDICAL SERVICES E&E	09.195	2778	122,530,499.00	120,594,913.51	---	1,935,585.49
MEDICAL EQUIPMENT E&E	09.200	2782	232,523.00	129,919.77	---	102,603.23
RE-ENTRY PILOT ST LOUIS	09.232	3454	900,000.00	872,973.52	---	27,026.48
DORS STAFF PS	09.190	6097	2,011,409.00	1,852,123.31	---	159,285.69
DORS STAFF E&E	09.190	6098	58,195.00	38,191.68	---	20,003.32
SUBSTANCE ABUSE SRV PS	09.205	7261	3,741,450.00	3,429,198.19	---	312,251.81
SUBSTANCE ABUSE SRV E&E	09.205	7262	5,882,727.00	4,427,786.03	---	1,454,940.97
WORKFORCE READINESS E&E	09.215	7265	90,918.00	6,753.90	---	84,164.10
ACADEMIC ED PS	09.215	7266	9,567,634.00	8,825,039.00	---	742,595.00
ACADEMIC ED E&E	09.215	7267	2,506,396.00	2,169,408.12	---	336,987.88
RE-ENTRY E&E	09.220	7271	372,096.00	344,454.03	---	27,641.97

**Division of Adult Institutions**

EASTERN R&D CORR CTR PS	09.175	0673	19,626,715.00	18,533,200.11	---	1,093,514.89
OFFICERS CLOTHING	09.055	1356	1,789,151.00	1,735,395.41	---	53,755.59
VEHICLE REPLACEMENT	09.055	1357	220,001.00	---	---	220,001.00
INMATE CLOTHING	09.055	1367	2,050,000.00	1,950,760.40	---	99,239.60
INSTITUT COMM PURCHASES	09.055	1368	2,798,937.00	2,531,693.21	---	267,243.79
SOUTH CENTRL CORR CTR PS	09.180	1973	12,451,225.00	12,010,418.39	---	440,806.61
WESTERN R&D CORR CTR PS	09.155	2312	16,066,394.00	15,952,023.91	---	114,370.09
MARYVILLE TREATMT CENTER	09.160	2639	5,681,686.00	5,440,055.10	---	241,630.90
APPRAISALS AND SURVEYS	17.060	2879	4,993.25	4,992.50	---	0.75
SOUTH EAST CORR CTR PS	09.185	3078	12,317,277.00	11,705,349.79	---	611,927.21
CROSSROADS CORR CTR	09.165	3740	11,746,009.00	11,004,082.38	---	741,926.62
MISSOURI EASTERN CORR CTR	09.105	4069	9,930,235.00	9,429,793.79	---	500,441.21
NORTHEAST CORR CTR	09.170	4127	15,911,183.00	15,526,231.74	---	384,951.26
OZARK CORR CTR SEWER SYS	23.090	4134	718,813.00	75.60	718,737.00	0.40
CHILLICOTHE CORR CTR	09.110	4276	14,634,764.00	11,545,585.13	---	3,089,178.87
JEFFERSON CITY CORR CTR	09.075	4290	16,328,668.00	15,853,558.64	---	475,109.36
CENTRAL MISSOURI CORR CTR	09.080	4292	593,073.00	483,210.71	---	109,862.29
WOMENS EASTERN R&D	09.085	4294	14,083,507.00	13,356,929.82	---	726,577.18
OZARK CORR CTR	09.090	4296	4,777,669.00	4,442,221.63	---	335,447.37
TIPTON CORR CTR	09.150	4298	9,692,300.00	9,278,650.09	---	413,649.91
MOBERLY CORR CTR	09.095	4300	12,564,985.00	12,300,718.48	---	264,266.52
ALGOA CORR CTR	09.100	4302	9,976,735.00	9,556,484.03	---	420,250.97
DAI STAFF PS	09.065	4783	1,512,081.00	1,511,043.99	---	1,037.01
DAI STAFF E&E	09.065	4786	176,964.00	152,336.09	---	24,627.91
ST LOUIS COMM RELEASE CTR	09.240	4795	4,252,822.00	4,009,061.80	---	243,760.20
KC COMM RELEASE CTR	09.245	4797	2,457,604.00	2,124,491.87	---	333,112.13
BOONVILLE CORR CTR	09.115	5260	9,509,680.00	9,029,214.56	---	480,465.44
WAGE & DISCHARGE COSTS	09.070	5514	3,858,702.00	3,407,940.50	---	450,761.50
FARMINGTON CORR CTR	09.120	6284	19,004,337.00	17,896,272.69	---	1,108,064.31
FARMINGTON CORR BPB PS	09.125	6788	860,901.00	742,903.90	---	117,997.10
FULTON RCP & DGN CORR CTR	09.140	7052	12,530,803.00	11,843,139.02	---	687,663.98
TOXICOLOGY	09.210	7264	859,831.00	651,675.27	---	208,155.73
FULTON R&D CORR BPB PS	09.145	7508	636,455.00	552,095.25	---	84,359.75



**STATE OF MISSOURI  
SUMMARY OF APPROPRIATION ACTIVITY  
GENERAL FUND - GENERAL REVENUE FUNDS  
FOR THE APPROPRIATION YEAR 2009**

	H.B. No.	Appr. No.	Appropriations	Expenditures and Transfers Out	Reappropriations to 2010	Lapse of Appropriations
WESTERN MO CORR CTR	09.130	8113	15,626,736.00	14,455,441.83	---	1,171,294.17
POTOSI CORR CTR	09.135	8115	11,003,465.00	10,428,721.91	---	574,743.09
INSTITUTIONAL E&E POOL	09.055	9860	15,579,477.00	12,243,318.28	---	3,336,158.72
DOC OPERATIONAL M&R (Fund 0124)	18.015	0590	4,435,616.29	2,698,571.46	1,737,044.00	0.83
ACC ELECTRICAL SERVICE (Fund 0124)	18.100	0757	4,706,265.93	3,737,871.97	968,393.00	0.96
ACC CONDESATE LINES (Fund 0124)	18.100	0763	37,020.00	---	37,020.00	---
BCC PHASE II ELECTR VAR (Fund 0124)	18.100	0773	4,585,399.27	866,843.96	3,718,555.00	0.31
ERDCC FIRE ALARM VARIOUS (Fund 0124)	18.100	0777	375,136.10	---	375,136.00	0.10
FCC WATER SYS IMPROVEMENT (Fund 0124)	18.100	0784	615,612.27	91,439.21	524,173.00	0.06
FCC FIRE ALARM SYSTEM (Fund 0124)	18.100	0791	2,291,970.13	1,450,408.14	841,561.00	0.99
FRDCC REPLACE ROOF (Fund 0124)	18.100	0792	21,092.00	---	21,092.00	---
MTC REPLACE REPR ELEVATOR (Fund 0124)	18.100	0808	784,232.95	50,979.87	733,253.00	0.08
MECC REPLACE BOILER (Fund 0124)	18.100	0815	52,754.00	25,536.00	27,218.00	---
MECC KITCHEN FLOOR (Fund 0124)	18.100	0816	126,298.00	---	126,298.00	---
MECC REPLACE ROOFS (Fund 0124)	18.100	0846	1,081,143.36	60,843.54	1,020,299.00	0.82
MCC FIRE ALARM SYSTEM (Fund 0124)	18.100	0850	897,840.46	56,955.00	840,885.00	0.46
MCC REPR EXTERIOR ADMIN (Fund 0124)	18.100	0851	680,648.28	30,385.75	650,262.00	0.53
OCC FIRE ALARM SYS VAR (Fund 0124)	18.100	0852	457,223.10	---	457,223.00	0.10
PCC REPLACE CHILLER (Fund 0124)	18.100	0854	84,572.00	20,169.00	64,403.00	---
TCC ELECTR RENO VARIOUS (Fund 0124)	18.100	0855	1,320,642.28	181,179.94	1,139,462.00	0.34
TCC FIRE ALARM SYS VAR (Fund 0124)	18.100	0857	1,094,846.00	---	1,094,846.00	---
WMCC SECURITY IMP VARIOUS (Fund 0124)	18.100	0858	6,475,445.77	4,986,128.03	1,489,317.00	0.74
WRDCC REPAIR TUNNEL (Fund 0124)	18.100	0859	333,938.00	63,700.47	270,237.00	0.53
WRDCC POWER PLANT ROOF (Fund 0124)	18.100	0860	803,151.28	47,253.20	755,898.00	0.08
WRDCC REPLACE FLOOR (Fund 0124)	18.100	0861	280,326.25	20,509.00	259,817.00	0.25
WRDCC ELECTRICAL STDY (Fund 0124)	18.100	0862	76,260.00	76,260.00	---	---
ENERGY CONSERVATION PRJ (Fund 0124)	18.010	3819	741,713.07	555,742.55	185,970.00	0.52
<b><u>Division of Probation and Parole</u></b>						
DOC COMMAND CENTER E&E	09.250	1465	238,771.00	52,861.35	---	185,909.65
P&P STAFF PS	09.235	1738	63,904,012.00	63,903,235.21	---	776.79
P&P STAFF E&E	09.235	1742	4,543,501.00	4,477,672.17	---	65,828.83
UNPROGRAMMED	18.010	3803	13,883.00	5,262.81	8,620.00	0.19
COM SUPERVISION CNT PS	09.270	7319	4,579,510.00	4,196,051.60	---	383,458.40
COM SUPERVISION CNT E&E	09.270	7320	2,357,481.00	1,735,162.37	---	622,318.63
FRDCC NATURAL GAS LINES (Fund 0124)	18.100	0807	117,491.00	105,375.99	12,115.00	0.01
KCCRC EXHAUST SYS ADMIN (Fund 0124)	18.100	0863	238,242.48	33,698.55	204,543.00	0.93
Subtotals			<u>8,468,067,832.42</u>	<u>7,915,056,469.64</u>	<u>140,307,288.00</u>	<u>412,704,074.78</u>

**Appropriated Transfers Out To:**

Fourth State Building Bond and Interest - Series A 2002 Fund (0202)	01.015	T001	14,804,732.00	14,017,818.41	---	786,913.59
Fourth State Building Bond and Interest - Series A 2005 Fund (0206)	01.015	T001	4,002,000.00	3,881,418.97	---	120,581.03
Water Pollution Control Bond and Interest - Series B 2002 Fund (0200)	01.025	T002	13,141,649.00	12,411,274.93	---	730,374.07
Water Pollution Control Bond and Interest - Series A 2003 Fund (0203)	01.025	T002	747,713.00	708,119.54	---	39,593.46
Water Pollution Control Bond and Interest - Series A 2007 Fund (0207)	01.025	T002	3,298,125.00	3,237,397.64	---	60,727.36
Water Pollution Control Bond and Interest - Series A 2005 Fund (0218)	01.025	T002	8,632,972.00	8,457,036.80	---	175,935.20
Water Pollution Control Bond and Interest - Series A 2002 Fund (0231)	01.025	T002	1,002,454.00	849,561.68	---	152,892.32
Water Pollution Control Bond and Interest - Series A 2001 Fund (0244)	01.025	T002	1,417,138.00	1,312,007.66	---	105,130.34
Stormwater Control Bond and Interest - Series A 2005 Fund (0219)	01.035	T003	1,487,625.00	1,441,947.27	---	45,677.73
Stormwater Control Bond and Interest - Series A 2002 Fund (0239)	01.035	T003	1,005,013.00	750,391.41	---	254,621.59
Stormwater Control Bond and Interest - Series A 2001 Fund (0245)	01.035	T003	708,583.00	604,704.75	---	103,878.25
Third State Building Bond Interest and Sinking - Series A 2002 Fund (0201)	01.045	T004	32,074,375.00	30,289,763.69	---	1,784,611.31
Third State Building Bond, Interest and Sinking - Series A 2003 Fund (0204)	01.045	T004	7,556,813.00	6,728,453.70	---	828,359.30
State School Money Fund (0616)	02.280	T005	2,143,342,703.00	2,142,093,604.00	---	1,249,099.00
Outstanding Schools Trust Fund (0287)	02.295	T008	644,817,690.00	644,817,690.00	---	---
Academic Scholarship Fund (0840)	03.030	T010	16,359,000.00	15,868,230.00	---	490,770.00
Marguerite Ross Barnett Scholarship Fund (0131)	03.060	T017	425,000.00	412,250.00	---	12,750.00
Access MO Financial Assistance Fund (0791)	03.040	T025	77,860,640.00	75,524,821.00	---	2,335,819.00
After-School Retreat Reading and Assessment Grant Program Fund (0732)	04.145	T046	10,009.00	10,008.29	---	0.71
ICF/MR Reimbursement Allowance Fund (901)	10.440	T051	443,483.00	---	---	443,483.00
State Elections Subsidy Fund (0686)	12.080	T107	4,284,000.00	4,284,000.00	---	---
Election Admin Improvement Fund (0157)	12.090	T114	3,784,000.00	591,646.00	---	3,192,354.00
Downtown Revitalization Preservation Fund (0907)	04.140	T116	100,000.00	---	---	100,000.00
Missouri Water Development Fund (0174)	06.220	T117	475,000.00	475,000.00	---	---
Mental Health Housing Trust Fund (0277)	10.420	T118	277,867.00	269,531.00	---	8,336.00
Veterinary Student Loan Payment Fund (0803)	06.007	T126	120,000.00	120,000.00	---	---
Missouri Consolidated Health Care Plan Benefit Fund (0765)	05.505	T129	20,000,000.00	19,931,753.60	---	68,246.40
Missouri Consolidated Health Care Plan Benefit Fund (0765)	05.505	T131	337,516.00	168,433.82	---	169,082.18

**STATE OF MISSOURI  
SUMMARY OF APPROPRIATION ACTIVITY  
GENERAL FUND - GENERAL REVENUE FUNDS  
FOR THE APPROPRIATION YEAR 2009**

	H.B. No.	Appr. No.	Appropriations	Expenditures and Transfers Out	Reappropriations to 2010	Lapse of Appropriations
Breast Cancer Awareness Trust Fund (0915)	04.145	T145	10,000.00	6,027.89	---	3,972.11
Intergovernmental Transfer Fund (0139)	14.192	T159	82,920,984.00	82,920,983.32	---	0.68
General Revenue Fund (0101)	14.217	T160	82,921,000.00	82,920,983.32	---	16.68
MO HealthNet Managed Care Organization						
Reimbursement Allowance Fund (0160)	11.495	T177	23,110,000.00	23,107,966.00	---	2,034.00
General Revenue Fund (0101)	11.500	T179	23,110,000.00	23,107,966.00	---	2,034.00
State Legal Expense Fund (0692)	05.125	T204	18,800,000.00	18,697,510.29	---	102,489.71
Debt Offset Escrow Fund (0753)	04.105	T270	12,226,864.00	12,226,861.75	---	2.25
Missouri Military Family Relief Fund (0719)	04.145	T278	50,500.00	48,798.03	---	1,701.97
Childhood Lead Testing Fund (0899)	04.145	T279	10,500.00	10,127.53	---	372.47
State Highways and Transportation						
Department Fund (0644)	14.065	T280	1,110,269.00	1,110,268.14	---	0.86
General Revenue Fund (0101)	05.540	T285	111,303.00	60,302.62	---	51,000.38
Social Security Contributions Fund (0702)	05.450	T291	84,047,436.00	82,722,893.63	---	1,324,542.37
Social Security Contributions Fund (0702)	05.450	T293	845,105.00	680,243.88	---	164,861.12
State Retirement Contributions Fund (0701)	05.465	T295	173,004,456.00	168,264,976.91	---	4,739,479.09
State Retirement Contributions Fund (0701)	05.465	T297	1,593,647.00	1,236,150.82	---	357,496.18
Missouri State Employees' Deferred						
Compensation Incentive Plan						
Administration Fund (0706)	05.480	T298	8,682,479.00	7,280,370.77	---	1,402,108.23
Missouri State Employees' Deferred						
Compensation Incentive Plan						
Administration Fund (0706)	05.480	T300	81,245.00	80,840.26	---	404.74
Missouri Consolidated Health Care Plan						
Benefit Fund (0765)	05.505	T302	221,249,077.00	221,077,891.87	---	171,185.13
Missouri Consolidated Health Care Plan						
Benefit Fund (0765)	05.505	T304	2,774,514.00	1,882,510.55	---	892,003.45
Missouri Supplemental Tax Increment						
Financing Fund (0848)	07.080	T352	10,086,123.00	8,485,164.11	---	1,600,958.89
Missouri Technology Investment Fund (0172)	07.030	T354	4,429,999.00	2,756,909.00	---	1,673,090.00
Missouri Job Development Fund (0600)	07.155	T355	11,083,939.00	10,213,850.00	---	870,089.00
Missouri Main Street Program Fund (0596)	07.060	T356	45,000.00	21,826.00	---	23,174.00
Missouri Arts Council Trust Fund (0262)	07.120	T357	10,800,000.00	5,238,000.00	---	5,562,000.00
Missouri Humanities Council Trust Fund (0177)	07.125	T358	1,800,000.00	873,000.00	---	927,000.00
Division of Tourism Supplemental Revenue						
Fund (0274)	07.185	T359	23,659,810.00	20,963,329.00	---	2,696,481.00
Federal Reimbursement Allowance Fund (0142)	11.545	T412	488,627,500.00	488,627,497.00	---	3.00
General Revenue Fund (0101)	11.550	T413	488,627,500.00	488,627,497.00	---	3.00

Nursing Facility Federal Reimbursement							
Allowance Fund (0196)	11.555	T414	120,000,000.00	112,431,962.00	---	7,568,038.00	
General Revenue Fund (0101)	11.560	T415	120,000,000.00	112,431,962.00	---	7,568,038.00	
Nursing Facility Quality of Care Fund (0271)	11.565	T416	1,500,000.00	1,500,000.00	---	---	
Library Networking Fund (0822)	12.140	T417	1,800,000.00	873,000.00	---	927,000.00	
Abandoned Fund Account Fund (0863)	12.165	T418	2,302,451.00	2,302,450.23	---	0.77	
Missouri Investment Trust Fund (9998)	12.180	T419	1,000,000.00	---	---	1,000,000.00	
Attorney General's Court Costs Fund (0603)	12.230	T423	165,600.00	165,600.00	---	---	
Attorney General's Anti-Trust Fund (0666)	12.235	T424	69,000.00	69,000.00	---	---	
Missouri Public Broadcasting Corporation							
Special Fund (0887)	07.130	T431	1,800,000.00	873,000.00	---	927,000.00	
Missouri Qualified Biodiesel Producer							
Incentive Fund (0777)	06.010	T443	34,275,000.00	21,656,786.78	---	12,618,213.22	
Hazardous Waste Fund (0676)	06.260	T453	688,575.00	688,575.00	---	---	
State School Money Fund (0616)	02.285	T454	100,800,000.00	99,271,991.00	---	1,528,009.00	
Historic Preservation Revolving Fund (0430)	06.370	T464	1,800,000.00	873,000.00	---	927,000.00	
Labor and Industrial Relations Administrative							
Fund (0122)	07.805	T470	349,753.00	304,754.00	---	44,999.00	
State Supplemental Downtown Development							
Fund (0766)	04.135	T477	3,146,400.00	81,619.72	---	3,064,780.28	
Facilities Maintenance Reserve Fund (0124)	18.115	T478	975,697.00	---	---	975,697.00	
Budget Reserve Fund (0100)	05.245	T486	1.00	---	---	1.00	
Health Care Technology Fund (0170)	11.410	T504	6,062,500.00	---	---	6,062,500.00	
Budget Reserve Fund (0100)	05.250	T506	1.00	---	---	1.00	
Facilities Maintenance Reserve Fund (0124)	18.115	T513	74,939,639.00	19,149,479.00	---	55,790,160.00	
Missouri Small Business Development							
Centers Fund (0294)	07.040	T521	500,000.00	485,000.00	---	15,000.00	
Judiciary Education and Training Fund (0847)	12.320	T524	1,395,363.00	1,116,291.00	---	279,072.00	
Elderly Home-Delivered Meals Trust Fund (0296)	04.145	T526	88,410.00	69,026.21	---	19,383.79	
Veterans Trust Fund (0579)	04.145	T527	65,683.00	57,882.16	---	7,800.84	
Children's Trust Fund (0694)	04.145	T528	159,460.00	103,071.64	---	56,388.36	
Missouri National Guard Trust Fund (0900)	04.145	T529	35,147.00	20,995.99	---	14,151.01	
Circuit Courts Escrow Fund (0718)	04.110	T537	1,506,900.00	1,506,894.03	---	5.97	
General Revenue Fund (0101)	05.240	T538	325,000,000.00	325,000,000.00	---	---	
Budget Reserve Fund (0100)	05.245	T539	325,000,000.00	325,000,000.00	---	---	
Department of Health (Fund 0143)	05.260	T540	49,592.00	14,301.48	---	35,290.52	
Job Development and Training Fund (0155)	05.260	T540	24,273.00	7,000.00	---	17,273.00	
Social Services and Other Sources Fund (0156)	05.260	T540	19,772.00	5,701.97	---	14,070.03	
Child Support Enforcement Fund (0169)	05.260	T540	2,989.00	862.07	---	2,126.93	
Temporary Assistance for Needy Families							
Fund (0199)	05.260	T540	1,255.00	362.01	---	892.99	
Nursing Facility Quality of Care Fund (0271)	05.260	T540	218.00	62.95	---	155.05	
State Facility Maintenance and Operation							
Fund (0501)	05.260	T540	98,924.00	28,527.77	---	70,396.23	
Manufactured Housing Fund (0582)	05.260	T540	25,902.00	7,469.52	---	18,432.48	
Social Services and Other Sources Fund (0610)	05.260	T540	20,421.00	5,888.94	---	14,532.06	
Parks Sales Tax Fund (0613)	05.260	T540	5,202.00	1,500.00	---	3,702.00	

**STATE OF MISSOURI  
SUMMARY OF APPROPRIATION ACTIVITY  
GENERAL FUND - GENERAL REVENUE FUNDS  
FOR THE APPROPRIATION YEAR 2009**

	H.B. No.	Appr. No.	Appropriations	Expenditures and Transfers Out	Reappropriations to 2010	Lapse of Appropriations
Missouri Disaster Fund (0663)	05.260	T540	59,631.00	17,196.47	---	42,434.53
Abandoned Fund Account Fund (0863)	05.260	T540	113,600.00	32,760.00	---	80,840.00
General Revenue Fund (0101)	12.190	T548	1.00	---	---	1.00
Budget Reserve Fund (0100)	05.250	T550	2,999,999.00	1,047,226.03	---	1,952,772.97
Mental Health Intergovernmental Transfer Fund (0147)	05.240	T566	67,528,494.00	7,628,188.00	---	59,900,306.00
Early Childhood Development, Education and Care Fund (0859)	05.240	T566	7,471,506.00	844,000.00	---	6,627,506.00
Missouri Qualified Fuel Ethanol Producer Incentive Fund (0571)	06.010	T569	12,500,000.00	12,474,538.40	---	25,461.60
Budget Reserve Fund (0100)	05.255	T571	1.00	---	---	1.00
General Revenue Fund (0101)	05.255	T572	12,281,366.00	12,281,365.00	---	1.00
Pharmacy Reimbursement Allowance Fund (0144)	11.450	T634	30,000,000.00	16,911,291.00	---	13,088,709.00
General Revenue Fund (0101)	11.455	T635	30,000,000.00	16,911,291.00	---	13,088,709.00
General Revenue Fund (0101)	05.275	T649	1,065,076.00	1,065,076.00	---	---
General Revenue Fund (0101)	05.275	T658	138,031.00	138,031.00	---	---
General Revenue Fund (0101)	05.275	T659	25,086.00	25,086.00	---	---
General Revenue Fund (0101)	05.275	T662	1,233.00	1,233.00	---	---
General Revenue Fund (0101)	05.275	T663	466.00	466.00	---	---
General Revenue Fund (0101)	05.275	T761	754.00	754.00	---	---
General Revenue Fund (0101)	05.275	T795	2,405.00	2,405.00	---	---
General Revenue Fund (0101)	05.275	T811	31,425.00	31,425.00	---	---
General Revenue Fund (0101)	05.275	T815	99,899.00	99,899.00	---	---
Drug Court Resources Fund (0733)	12.355	T884	5,725,500.00	5,725,500.00	---	---
Missouri Public Health Services Fund (0298)	04.145	T886	4,000.00	2,135.00	---	1,865.00
Labor and Industrial Relations Administrative Fund (0122)	07.810	T889	224,161.00	190,760.00	---	33,401.00
State Property Preservation Fund (0128)	05.105	T945	1.00	---	---	1.00
Single-Purpose Animal Facilities Loan Guarantee Fund (0409)	06.050	T959	1.00	---	---	1.00
Agricultural Product Utilization and Business Development Loan Guarantee Fund (0411)	06.060	T960	1.00	---	---	1.00
Workers Memorial Fund (0895)	04.145	T976	8,200.00	4,168.45	---	4,031.55
American Cancer Society, Heartland Division, Inc. Fund (0700)	04.145	T990	11,000.00	10,106.44	---	893.56
ALS Lou Gehrig's Disease Fund (0703)	04.145	T991	5,700.00	4,747.00	---	953.00

American Lung Association of Missouri Fund (0704)	04.145	T992	2,000.00	1,931.00	---	69.00
Muscular Dystrophy Association Fund (0707)	04.145	T993	1,900.00	1,399.00	---	501.00
Arthritis Foundation Fund (0708)	04.145	T994	2,500.00	1,490.00	---	1,010.00
National Multiple Sclerosis Society Fund (0709)	04.145	T995	4,257.00	4,256.09	---	0.91
American Diabetes Association Gateway Area Fund (0713)	04.145	T996	5,900.00	5,201.74	---	698.26
American Heart Association Fund (0714)	04.145	T997	3,244.00	3,243.51	---	0.49
March of Dimes Fund (0716)	04.145	T998	4,400.00	3,421.74	---	978.26
Subtotals			<u>6,074,331,216.00</u>	<u>5,844,082,218.19</u>	---	<u>230,248,997.81</u>
Totals			<u>\$ 14,542,399,048.42</u>	<u>\$ 13,759,138,687.83</u>	<u>\$ 140,307,288.00</u>	<u>\$ 642,953,072.59</u>

**STATE OF MISSOURI  
SUMMARY OF APPROPRIATION ACTIVITY  
GENERAL FUND - FEDERAL FUNDS  
FOR THE APPROPRIATION YEAR 2009**

	H.B. No.	Appr. No.	Appropriations	Expenditures and Transfers Out	Reappropriations to 2010	Lapse of Appropriations
<b><u>JUDICIARY</u></b>						
Judiciary Fund (0137)						
JUDICIARY LEASING	13.140	6084	\$ 39,496.00	\$ 36,224.70	\$ ---	\$ 3,271.30
<b><u>Judicial Proceedings and Review</u></b>						
Judiciary Fund (0137)						
JUD PROCEED & REVIEW PS	12.300	6755	485,026.00	149,780.90	---	335,245.10
<b><u>Office of State Court Administrator</u></b>						
Judiciary Fund (0137)						
COURT IMPROVE PROJ E&E	12.310	0734	5,609,649.00	2,990,473.83	---	2,619,175.17
JUDICIAL TRNG & ED E&E	12.325	6915	225,000.00	---	---	225,000.00
COURT IMPROVE PROJ PS	12.310	8378	2,217,578.00	1,576,572.08	---	641,005.92
<b><u>Circuit Courts</u></b>						
Third Party Liability Collections Fund (0120)						
CIRCUIT PERSONNEL PS	12.345	3754	252,524.00	159,854.71	---	92,669.29
CIRCUIT PERSONNEL E&E	12.345	3805	128,039.00	113,481.33	---	14,557.67
Judiciary Fund (0137)						
CIRCUIT PERSONNEL PS	12.345	0950	1,541,273.00	751,924.57	---	789,348.43
CIRCUIT PERSONNEL E&E	12.345	2003	329,661.00	203,641.51	---	126,019.49
<b><u>Public Defender</u></b>						
Office of the State Public Defender Fund (0112)						
GRANTS	12.400	4006	125,000.00	30,906.07	---	94,093.93
<b><u>EXECUTIVE</u></b>						
<b><u>Secretary of State</u></b>						
Secretary of State - Federal and Other Fund (0166)						
GRANTS AND PROJECTS	12.040	2522	200,000.00	---	---	200,000.00
<b><u>Elections</u></b>						
Election Admin Improvement Fund (0157)						
ELECTION ADMIN IMPRVM PS	12.075	3561	261,191.00	256,293.50	---	4,897.50
ELECTION ADMIN IMPRVM E&E	12.075	3562	1,750,000.00	1,445,987.25	---	304,012.75
FED ELECTION REFORM	12.075	6684	10,000,000.00	2,028,403.15	---	7,971,596.85
STATE MATCH	12.075	7013	1,562,967.00	874,214.80	---	688,752.20
Election Improv Revolving Loan Fund (0158)						
FED ELECTION REFORM	12.075	6810	396,185.00	198,861.80	---	197,323.20

**Record Services**

Secretary of State Records Fund (0150)							
REGRANT PROGRAM	12.095	6896	15,000.00	8,307.67	---	6,692.33	
National Endowment for the Humanities							
Save America's Treasures Fund (0151)							
DOC PRESERVATION PS	12.100	2488	241,949.00	15,617.44	---	226,331.56	

**Library Services**

Secretary of State Fund (0195)						
SEC OF STATE PS	12.035	4193	629,065.00	476,735.90	---	152,329.10
SEC OF STATE E&E	12.035	4194	227,574.00	108,832.06	---	118,741.94
FED AID PUBLIC LIBRARY	12.130	4199	3,421,944.00	2,486,393.75	---	935,550.25

**State Auditor**

State Auditor Fund (0115)						
STATE AUDITOR PS	12.145	4508	482,270.00	302,324.61	---	179,945.39
STATE AUDITOR E&E	12.145	4509	30,123.00	18,162.63	---	11,960.37

**Attorney General**

Attorney General Fund (0136)						
ATTORNEY GENERAL ST OWNED	13.130	2673	133,139.00	126,598.88	---	6,540.12
DOMESTIC VIOLENCE	12.205	2885	100,000.00	---	---	100,000.00
ATTORNEY GENERAL	13.130	3186	109,755.00	108,757.67	---	997.33
MEDICAID FRAUD UNIT PS	12.210	4025	834,177.00	709,841.99	---	124,335.01
MEDICAID FRAUD UNIT E&E	12.210	4026	776,170.00	145,221.38	---	630,948.62
ATTORNEY GENERAL PS	12.200	4057	1,695,066.00	1,135,947.99	---	559,118.01
ATTORNEY GENERAL E&E	12.200	4058	526,011.00	324,120.21	---	201,890.79

**Missouri Office Prosecution Services**

Attorney General Fund (0136)						
OFFICE OF PROS SVS PS	12.215	2019	139,955.00	118,163.46	---	21,791.54
OFFICE OF PROS SVS E&E	12.215	2318	930,900.00	83,643.92	---	847,256.08

**OFFICE OF ADMINISTRATION****Division of Accounting**

Vocational Rehabilitation Fund (0104)						
UNEMPLOYMENT BENEFITS	05.495	5979	20,423.00	20,421.66	---	1.34
TEACHER RETIREMENT CONTR	05.475	9852	520,000.00	155,814.15	---	364,185.85
Elementary and Secondary Education						
Fund (0105)						
UNEMPLOYMENT BENEFITS	05.495	5980	11,815.00	138.48	---	11,676.52
TEACHER RETIREMENT CONTR	05.475	9857	540,000.00	217,322.56	---	322,677.44
State Auditor Fund (0115)						
UNEMPLOYMENT BENEFITS	05.495	6333	481.00	---	---	481.00



**STATE OF MISSOURI  
SUMMARY OF APPROPRIATION ACTIVITY  
GENERAL FUND - FEDERAL FUNDS  
FOR THE APPROPRIATION YEAR 2009**

	H.B. No.	Appr. No.	Appropriations	Expenditures and Transfers Out	Reappropriations to 2010	Lapse of Appropriations
Third Party Liability Collections Fund (0120)						
UNEMPLOYMENT BENEFITS	05.495	7077	7,145.00	7,143.22	---	1.78
Labor and Industrial Relations Administrative Fund (0122)						
UNEMPLOYMENT BENEFITS	05.495	6145	13,568.00	5,716.79	---	7,851.21
Corrections Fund (0130)						
UNEMPLOYMENT BENEFITS	05.495	6796	2,171.00	2,169.81	---	1.19
Agriculture Fund (0133)						
UNEMPLOYMENT BENEFITS	05.495	1152	4,161.00	4,160.00	---	1.00
Office of Administration Fund (0135)						
FLOOD CONTROL	05.285	0132	1,420,526.00	1,420,525.72	---	0.28
NATIONAL FOREST	05.290	0133	8,441,992.00	8,441,991.27	---	0.73
Attorney General Fund (0136)						
UNEMPLOYMENT BENEFITS	05.495	5981	5,097.00	595.69	---	4,501.31
Judiciary Fund (0137)						
UNEMPLOYMENT BENEFITS	05.495	5982	876.00	698.35	---	177.65
Natural Resources Fund (0140)						
UNEMPLOYMENT BENEFITS	05.495	6336	21,420.00	21,418.26	---	1.74
Health Fund (0143)						
UNEMPLOYMENT BENEFITS	05.495	5983	71,393.00	59,007.95	---	12,385.05
State Emergency Management Fund (0145)						
UNEMPLOYMENT BENEFITS	05.495	2321	2,857.00	2,856.04	---	0.96
Mental Health Fund (0148)						
UNEMPLOYMENT BENEFITS	05.495	5984	38,028.00	5,591.97	---	32,436.03
National Endowment for the Humanities						
Save America's Treasures Fund (0151)						
UNEMPLOYMENT BENEFITS	05.495	5133	7,092.00	2,984.00	---	4,108.00
Public Safety Fund (0152)						
UNEMPLOYMENT BENEFITS	05.495	5985	8,768.00	1,630.17	---	7,137.83
Job Development and Training Fund (0155)						
UNEMPLOYMENT BENEFITS	05.495	5986	47,335.00	18,802.45	---	28,532.55
OA Information Technology Fund (0165)						
UNEMPLOYMENT BENEFITS	05.495	4264	1,156.00	1,154.10	---	1.90
Division of Labor Standards Fund (0186)						
UNEMPLOYMENT BENEFITS	05.495	6669	340.00	---	---	340.00
Adjutant General Fund (0190)						
UNEMPLOYMENT BENEFITS	05.495	5987	56,659.00	9,000.31	---	47,658.69
Secretary of State Fund (0195)						
UNEMPLOYMENT BENEFITS	05.495	7428	6,250.00	---	---	6,250.00

Temporary Assistance for Needy Families Fund (0199)							
UNEMPLOYMENT BENEFITS	05.495	5988	32,658.00	32,656.41	---		1.59
Social Services and Other Sources Fund (0610)							
UNEMPLOYMENT BENEFITS	05.495	3176	189,334.00	189,332.94	---		1.06
TEACHER RETIREMENT CONTR	05.475	5172	10,000.00	2,089.99	---		7,910.01
Unemployment Compensation Administration Fund (0948)							
UNEMPLOYMENT BENEFITS	05.495	2242	235,463.00	235,461.37	---		1.63

**Division of Budget and Planning**

Office of Administration Fund (0135)							
SPECIALIZED RESEARCH	05.020	3185	1.00	---	---		1.00

**Information Technology Services Division**

Labor and Industrial Relations Administrative Fund (0122)							
FED DOLIR IT CONSOL PS	05.025	1987	3,506,830.00	2,961,649.95	---		545,180.05
FED DOLIR IT CONSOL E&E	05.025	3654	487,958.00	353,351.90	---		134,606.10
Office of Administration Fund (0135)							
FED OA IT CONSOL E&E	05.025	3600	10,000.00	---	---		10,000.00
Natural Resources Fund (0140)							
DNR IT CONSOLIDATION E&E	05.025	4044	1,600,000.00	1,600,000.00	---		---
OA Information Technology Fund (0165)							
FED IT CONSOLIDATION PS	05.025	1283	13,724,952.00	11,497,117.55	---		2,227,834.45
FED IT CONSOLIDATION E&E	05.025	1285	50,616,095.00	42,403,764.18	---		8,212,330.82
Justice Assistant Grant Program Fund (0782)							
DPS IT CONSOLIDATION E&E	05.025	4043	15,905.00	7,904.49	---		8,000.51
Unemployment Compensation Administration Fund (0948)							
DOLIR IT CONSOLIDATION EE	05.025	3366	798,281.00	263,657.66	---		534,623.34
Federal Stimulus - Office of Administration Fund (2236)							
UE REIMBURSE	15.025	5554	22,440.00	8,704.52	---		13,735.48

**Division of Facilities Management,**

**Design and Construction**

Corrections Fund (0130)							
MSP PHASE IV REDEVELOPMNT	23.045	2979	1.00	---	1.00		---
Office of Administration Fund (0135)							
SCAP SECURITY-IMPROVMENTS	23.040	2978	1.00	---	1.00		---
DISASTER REIMBURSEMENT	18.020	4038	27,729.00	---	27,729.00		---

**Office of Child Advocate**

Office of Administration Fund (0135)							
OFFICE CHILD ADVOCATE PS	05.140	6323	85,114.00	84,918.17	---		195.83
OFFICE CHILD ADVOCATE E&E	05.140	6324	52,883.00	18,112.35	---		34,770.65

**STATE OF MISSOURI  
SUMMARY OF APPROPRIATION ACTIVITY  
GENERAL FUND - FEDERAL FUNDS  
FOR THE APPROPRIATION YEAR 2009**

	H.B. No.	Appr. No.	Appropriations	Expenditures and Transfers Out	Reappropriations to 2010	Lapse of Appropriations
<b><u>DEPARTMENT OF AGRICULTURE</u></b>						
Agriculture Fund (0133)						
REPLACEMENT VEHICLES	06.020	0540	106,460.00	100,620.28	---	5,839.72
AGRICULTURE STATE OWNED	13.040	2533	22,676.00	21,584.72	---	1,091.28
Federal Stimulus - Agriculture Fund (2240)						
AQUACULTURE	15.057	5697	500,000.00	---	---	500,000.00
<b><u>Office of Director</u></b>						
Agriculture Fund (0133)						
DIRECTOR'S OFFICE PS	06.005	0530	73,707.00	---	---	73,707.00
DIRECTOR'S OFFICE E&E	06.005	0531	1,133,568.00	14,619.46	---	1,118,948.54
DIR OFFICE FED PS	06.005	3234	144,279.00	46,038.64	---	98,240.36
DIR OFFICE FED E&E	06.005	3257	34,750.00	28,685.60	---	6,064.40
<b><u>Division of Animal Health</u></b>						
Agriculture Fund (0133)						
ANIMAL HEALTH ADMIN PS	06.075	0245	625,988.00	477,412.80	---	148,575.20
ANIMAL HEALTH ADMIN E&E	06.075	8829	934,604.00	358,787.15	---	575,816.85
<b><u>Division of Grain Inspection and Warehousing</u></b>						
Agriculture Fund (0133)						
GRAIN REGULATORY SVS PS	06.085	6119	35,021.00	9,359.45	---	25,661.55
GRAIN REGULATORY SVS E&E	06.085	6120	41,180.00	3,339.31	---	37,840.69
<b><u>Division of Plant Industries</u></b>						
Agriculture Fund (0133)						
PLANT INDUSTRIES PRGM PS	06.095	0255	373,126.00	332,840.39	---	40,285.61
PLANT INDUSTRIES PRGM E&E	06.095	0259	538,272.00	319,571.35	---	218,700.65
GYPSY MOTH CNTRL PRGM	06.100	1825	60,000.00	---	---	60,000.00
GYPSY MOTH CNTRL PRGM PS	06.100	3559	28,644.00	21,232.24	---	7,411.76
GYPSY MOTH CNTRL PRGM E&E	06.100	3560	13,000.00	2,776.61	---	10,223.39
<b><u>Division of Weights and Measures</u></b>						
Agriculture Fund (0133)						
WEIGHTS & MEASURES E&E	06.110	2572	50,000.00	2,239.00	---	47,761.00
WEIGHTS & MEASURES PS	06.110	6662	35,946.00	---	---	35,946.00

**Agriculture Business Development Division**

Agriculture Fund (0133)							
AGRI BUSINESS DEV PS	06.025	5279	63,340.00	7,559.59	---	55,780.41	
AGRI BUSINESS DEV E&E	06.025	5280	298,744.00	141,192.56	---	157,551.44	

**DEPARTMENT OF INSURANCE,  
FINANCIAL INSTITUTIONS AND  
PROFESSIONAL REGISTRATION**

MDI Fund (0192)						
HEALTH INSUR COUNSELING	07.425	0794	1,090,562.00	1,090,562.00	---	---

**DEPARTMENT OF CONSERVATION**

Federal Stimulus - Conservation Fund (2248)						
CONSERVATION FORESTRY	15.080	5572	250,000.00	---	---	250,000.00

**DEPARTMENT OF ECONOMIC DEVELOPMENT**

Job Development and Training Fund (0155)						
DED LEASING	13.050	1980	1,737,669.00	1,484,467.41	---	253,201.59
DED STATE OWNED	13.050	2561	1,208,376.00	1,172,754.43	---	35,621.57

**Administrative Services**

Economic Development - Community Development Block Grant (Administration) Fund (0123)						
ADMINISTRATIVE SVS PS	07.005	1018	46,231.00	33,709.75	---	12,521.25
ADMINISTRATIVE SVS E&E	07.005	2275	4,999.00	1,416.98	---	3,582.02
Economic Development Fund (0129)						
ADMINISTRATIVE SVS E&E	07.005	2276	4,117.00	4,117.00	---	---
Job Development and Training Fund (0155)						
ADMINISTRATIVE SVS PS	07.005	1019	1,125,409.00	781,547.50	---	343,861.50
ADMINISTRATIVE SVS E&E	07.005	2172	453,919.00	130,232.02	---	323,686.98

**Economic Development Agencies**

Economic Development - Community Development Block Grant (Pass-through) Fund (0118)						
COMTY DEV BLOCK GRANT	07.050	2427	28,000,000.00	23,222,563.78	---	4,777,436.22
Economic Development - Community Development Block Grant (Administration) Fund (0123)						
MARKETING PS	07.015	2378	95,520.00	57,063.82	---	38,456.18
MARKETING E&E	07.015	2380	52,229.00	2,406.82	---	49,822.18
SALES PS	07.015	2399	61,825.00	60,165.70	---	1,659.30
SALES E&E	07.015	2400	33,484.00	12,995.71	---	20,488.29
FINANCE PS	07.015	2412	194,232.00	190,351.02	---	3,880.98
FINANCE E&E	07.015	2413	127,170.00	8,203.61	---	118,966.39
COMPLIANCE PS	07.015	2424	353,981.00	348,763.63	---	5,217.37
COMPLIANCE E&E	07.015	2425	194,995.00	104,895.19	---	90,099.81

**STATE OF MISSOURI  
SUMMARY OF APPROPRIATION ACTIVITY  
GENERAL FUND - FEDERAL FUNDS  
FOR THE APPROPRIATION YEAR 2009**

	H.B. No.	Appr. No.	Appropriations	Expenditures and Transfers Out	Reappropriations to 2010	Lapse of Appropriations
Economic Development - Missouri Council on the Arts Fund (0138)						
MO ARTS COUNCIL E&E	07.115	2188	394,699.00	347,732.42	---	46,966.58
MO ARTS COUNCIL PS	07.115	4357	293,187.00	226,608.00	---	66,579.00
Economic Development - Management Information Systems Fund (0141)						
MO MANF EXT PARTNERSHIP	07.025	3624	1.00	---	---	1.00
Job Development and Training Fund (0155)						
WORKFORCE DEVELOPMENT PS	07.135	0584	21,397,398.00	15,202,139.90	---	6,195,258.10
JOB TRAINING	07.145	0585	99,695,988.00	84,126,033.71	---	15,569,954.29
TAA & JTPA PROGRAMS	07.145	0594	8,950,000.00	8,949,168.76	---	831.24
WORKFORCE DEVELOPMENT E&E	07.135	2190	3,042,037.00	2,295,282.47	---	746,754.53
MARKETING PS	07.015	2429	48,278.00	---	---	48,278.00
MO ECO RES INFO CNTR PS	07.015	3701	1,649,790.00	1,114,657.37	---	535,132.63
MO ECO RES INFO CNTR E&E	07.015	3702	324,493.00	253,904.38	---	70,588.62
WOMEN'S COUNCIL ADMIN PS	07.170	7040	55,167.00	55,099.93	---	67.07
WOMEN'S COUNCIL ADMIN E&E	07.170	7041	16,502.00	16,502.00	---	---
Community Service Commission Fund (0197)						
MO COMMUNITY SVS COMM	07.110	2184	2,793,562.00	2,565,330.02	---	228,231.98
MO COMMUNITY SVS COMM PS	07.110	3642	188,163.00	130,358.29	---	57,804.71
Federal Stimulus - Economic Development Fund (2252)						
CDBG NON-ENTITLEMENT	15.085	5581	3,550,000.00	---	---	3,550,000.00
WORKFORCE DEVELOPMENT PS	15.100	5595	1,479,842.00	---	---	1,479,842.00
WORKFORCE DEVELOPMENT EE	15.100	5598	369,960.00	22,056.23	---	347,903.77
JOB TRAINING	15.105	5626	30,856,482.00	3,890,785.96	---	26,965,696.04
JOB TRAINING EE	15.105	5771	15,000.00	---	---	15,000.00
<b><u>DEPARTMENT OF ELEMENTARY AND SECONDARY EDUCATION</u></b>						
Vocational Rehabilitation Fund (0104)						
DESE LEASING	13.005	1035	2,318,053.00	1,922,682.61	---	395,370.39
DESE STATE OWNED	13.005	2786	675,577.00	638,714.81	---	36,862.19
Elementary and Secondary Education Fund (0105)						
DESE LEASING	13.005	1034	746.00	745.60	---	0.40
DESE STATE OWNED	13.005	2581	423,406.00	403,073.64	---	20,332.36
FED GRANTS & DONATIONS	02.040	4206	15,000,000.00	196,109.04	---	14,803,890.96

Assistive Technology Fund (0188)							
DESE LEASING	13.005	2486	21,235.00	20,173.00	---	---	1,062.00

**Administration**

Elementary and Secondary Education Fund (0105)

SCHOOL FOOD SERVICES	02.025	0496	206,978,582.00	206,978,567.09	---	---	14.91
DIV OF GENERAL ADMIN PS	02.005	0538	993,940.00	923,813.10	---	---	70,126.90
DIV OF GENERAL ADMIN E&E	02.005	2296	698,699.00	419,042.48	---	---	279,656.52

**Division of School Improvement**

Elementary and Secondary Education Fund (0105)

CHARTER SCHOOLS	02.120	0047	2,432,000.00	---	---	---	2,432,000.00
TITLE I IASA	02.055	0500	216,000,000.00	213,558,813.26	---	---	2,441,186.74
EARLY CHILDHOOD PROGRAM	02.080	0947	824,000.00	335,459.00	---	---	488,541.00
TECHNOLOGY	02.050	2800	5,000,000.00	3,569,756.55	---	---	1,430,243.45
FEDERAL REFUGEES	02.140	3033	800,000.00	139,463.00	---	---	660,537.00
TITLE V IASA	02.065	4600	3,500,000.00	2,345,921.86	---	---	1,154,078.14
SCHOOL IMPROVEMENT PS	02.045	4958	2,937,773.00	2,815,807.92	---	---	121,965.08
SCHOOL IMPROVEMENT E&E	02.045	4959	4,589,867.00	1,992,967.18	---	---	2,596,899.82
TITLE I READING FIRST	02.060	5631	27,908,815.00	18,240,444.56	---	---	9,668,370.44
PERFORM BASED ASSESSMENT	02.095	5632	10,184,722.00	6,479,295.90	---	---	3,705,426.10
RURAL/LOW INC SCHL GRANTS	02.130	5875	3,600,000.00	3,150,416.00	---	---	449,584.00
LANGUAGE ACQUISITION	02.135	5876	5,200,000.00	3,704,888.00	---	---	1,495,112.00
SCHOOLS WITH DISTINCTION	02.150	6096	13,000.00	1,500.00	---	---	11,500.00
AP/DUAL CREDIT	02.100	6102	105,000.00	95,685.00	---	---	9,315.00
TITLE II IMP TEACHER QLTY	02.105	6218	59,348,890.00	52,803,929.70	---	---	6,544,960.30
HEAD START COLLABORATION	02.085	7325	300,000.00	171,163.62	---	---	128,836.38
SAFE & DRUG FREE SCHOOLS	02.110	8309	7,600,000.00	3,693,475.00	---	---	3,906,525.00

**Division of Career Education**

Elementary and Secondary Education Fund (0105)

CHILD CARE DEV TRAINING	02.080	0027	400,000.00	276,503.09	---	---	123,496.91
VOC ED-DISTRIBUTIONS	02.185	0513	26,000,000.00	20,581,579.54	---	---	5,418,420.46
WORKFORCE INVESTMENT ACT	02.190	0515	10,000,000.00	9,530,364.26	---	---	469,635.74
AFTER SCHOOL PROGRAMMING	02.200	0948	17,408,383.00	17,408,359.00	---	---	24.00
TROOPS TO TEACHERS E&E	02.205	2435	153,610.00	105,481.74	---	---	48,128.26
CAREER EDUCATION PS	02.045	4970	2,063,587.00	1,910,091.52	---	---	153,495.48
CAREER EDUCATION E&E	02.045	4971	955,721.00	916,779.47	---	---	38,941.53
ADULT ED & LITERACY	02.195	9428	10,000,000.00	8,937,326.94	---	---	1,062,673.06

**STATE OF MISSOURI  
SUMMARY OF APPROPRIATION ACTIVITY  
GENERAL FUND - FEDERAL FUNDS  
FOR THE APPROPRIATION YEAR 2009**

	H.B. No.	Appr. No.	Appropriations	Expenditures and Transfers Out	Reappropriations to 2010	Lapse of Appropriations
<b><u>Division of Special Education</u></b>						
Elementary and Secondary Education Fund (0105)						
BOARD OPERATED PS	02.015	0020	363,756.00	100,055.31	---	263,700.69
SPECIAL EDUCATION-GRANT	02.210	2265	230,315,211.00	212,852,010.11	---	17,463,200.89
BOARD OPERATED E&E	02.015	2301	3,129,133.00	2,761,393.81	---	367,739.19
BD OPERATING MEDICAID E&E	02.015	3574	500,000.00	489,998.00	---	10,002.00
FIRST STEPS	02.220	4580	11,761,583.00	10,954,722.81	---	806,860.19
SPECIAL EDUCATION PS	02.045	4976	2,120,535.00	1,839,195.92	---	281,339.08
SPECIAL EDUCATION E&E	02.045	4977	519,689.00	304,257.23	---	215,431.77
Assistive Technology Fund (0188)						
MO ASSISTIVE TECH-PS	02.270	2346	226,265.00	164,714.66	---	61,550.34
MO ASSISTIVE TECH-EE	02.270	2350	588,831.00	258,112.37	---	330,718.63
<b><u>Division of Teacher Quality and Urban</u></b>						
Elementary and Secondary Education Fund (0105)						
WALLACE GRANT E&E	02.155	2653	1,200,000.00	820,512.81	---	379,487.19
TEACHER QUALITY/URBAN PS	02.045	4982	26,871.00	14,944.37	---	11,926.63
TEACHER QUALITY/URBAN E&E	02.045	4983	27,027.00	16,134.00	---	10,893.00
<b><u>Division of Vocational Rehabilitation</u></b>						
Vocational Rehabilitation Fund (0104)						
VOCATIONAL REHAB GRANT	02.170	0507	37,829,047.00	36,729,871.31	---	1,099,175.69
DISABILITY DETERMIN GRANT	02.175	0512	14,000,000.00	13,096,618.33	---	903,381.67
FIELD SUPPORT SVS PS	02.165	0523	26,342,351.00	22,251,516.71	---	4,090,834.29
VOC REHAB GRANT FROM DMH	02.170	1294	1,000,000.00	999,999.99	---	0.01
FIELD SUPPORT SVS E&E	02.165	2317	3,574,089.00	2,073,124.28	---	1,500,964.72
INDEPENDENT LIVING CNTRS	02.180	2808	1,292,546.00	1,292,545.75	---	0.25
Federal Stimulus - Elementary and Secondary Education Fund (2256)						
VOCATIONAL REHAB GRANT	15.005	5549	5,687,633.00	37,041.43	---	5,650,591.57
INDEPENDENT LIVING CNTRS	15.010	5550	130,511.00	---	---	130,511.00

**DEPARTMENT OF HIGHER EDUCATION**

**Higher Education Administration**

Higher Education Fund (0116)							
EISENHOWER GRANT PS	03.020	0795	64,022.00	42,556.96	---	21,465.04	
EISENHOWER GRANT E&E	03.020	0796	20,400.00	11,128.93	---	9,271.07	
COORDINATION ADMIN EE	03.005	1064	97,200.00	22,495.89	---	74,704.11	
COORDINATION ADMIN PS	03.005	1110	239,846.00	236,305.53	---	3,540.47	
EISENHOWER GRANT	03.020	1305	1,698,000.00	1,209,403.67	---	488,596.33	
FED GRANTS/DONATIONS E&E	03.025	5316	1,518,891.00	16,222.91	---	1,502,668.09	
FED GRANTS/DONATIONS PS	03.025	6228	45,600.00	---	---	45,600.00	
FED GRANTS/DONATIONS	03.025	6229	435,509.00	420,509.00	---	15,000.00	

**DEPARTMENT OF HEALTH AND SENIOR SERVICES**

Health Fund (0143)						
FEDERAL GRANTS E&E	10.625	2123	3,000,000.00	1,394,432.48	---	1,605,567.52
HEALTH STATE OWNED	13.095	2582	1,140,629.00	1,090,226.91	---	50,402.09
FEDERAL GRANTS PS	10.625	3946	1.00	---	---	1.00
HEALTH LEASING	13.095	4182	2,354,136.00	2,125,641.57	---	228,494.43
REFUNDS	10.620	7330	122,146.00	122,104.03	---	41.97
DHSS Disaster Fund (0178)						
DHSS DISASTER FUND	10.630	1689	1.00	---	---	1.00

**Office of the Director**

Health Fund (0143)						
DIRECTOR'S OFFICE PS	10.600	8445	1,734,175.00	1,675,871.81	---	58,303.19
DIRECTOR'S OFFICE E&E	10.600	8446	403,297.00	174,955.25	---	228,341.75

**Center Emergency Response/Terrorism**

Health Fund (0143)						
CTR ER RESP/TERRORISM E&E	10.670	5641	20,179,535.00	17,760,970.31	---	2,418,564.69
CTR ER RESP/TERRORISM PS	10.670	5903	3,148,731.00	2,747,626.27	---	401,104.73

**State Public Health Lab**

Health Fund (0143)						
PUBLIC HEALTH LAB PS	10.675	4174	634,826.00	480,925.75	---	153,900.25
PUBLIC HEALTH LAB E&E	10.675	4175	1,167,389.00	858,856.88	---	308,532.12

**Office of Minority Health**

Health Fund (0143)						
OFC OF MINORITY HLTH PS	10.665	7146	127,481.00	55,400.13	---	72,080.87
OFC OF MINORITY HLTH E&E	10.665	7147	109,409.00	19,816.29	---	89,592.71
MINORITY HLTH & AGING PRG	10.665	7149	45,045.00	---	---	45,045.00



**STATE OF MISSOURI  
SUMMARY OF APPROPRIATION ACTIVITY  
GENERAL FUND - FEDERAL FUNDS  
FOR THE APPROPRIATION YEAR 2009**

	H.B. No.	Appr. No.	Appropriations	Expenditures and Transfers Out	Reappropriations to 2010	Lapse of Appropriations
<b><u>Administration</u></b>						
Health Fund (0143)						
ADMIN SHARED EXPENSES E&E	10.605	6806	65,315.00	16,587.95	---	48,727.05
DIVISION OF ADMIN PS	10.605	7695	2,374,849.00	2,353,961.45	---	20,887.55
DIVISION OF ADMIN E&E	10.605	7696	2,408,499.00	2,356,655.85	---	51,843.15
<b><u>Division of Community and Public Health</u></b>						
Health Fund (0143)						
DIV COMM&PUBLIC HLTH PS	10.635	1217	15,665,270.00	13,521,344.09	---	2,143,925.91
DIV COMM&PUBLIC HLTH E&E	10.635	1218	3,689,779.00	3,688,636.00	---	1,143.00
DIV COMM&PUBLIC HLTH PROG	10.645	1256	30,704,627.00	30,690,169.67	---	14,457.33
MEDICATIONS	10.645	1493	11,435,708.00	11,435,708.00	---	---
SUMMER FOOD SVS PRGM DIST	10.650	1662	9,663,879.00	9,469,486.42	---	194,392.58
DCPH MEDICAID PS	10.635	1964	1,041,307.00	1,015,124.86	---	26,182.14
DCPH MEDICAID E&E	10.635	1966	86,388.00	59,072.45	---	27,315.55
DCPH PROG MEDICAID	10.645	1974	190,980.00	190,980.00	---	---
HEAD INJRY SVS MEDICAID	10.645	2002	159,142.00	159,140.73	---	1.27
MEDICAL LOAN PROGRAM	10.660	3934	274,446.00	270,000.00	---	4,446.00
SEXUAL ASSAULT PREVENTION	10.645	4659	769,134.00	652,529.99	---	116,604.01
WIC SUPP FOOD DISTRIBUT	10.650	7730	115,054,477.00	115,044,936.22	---	9,540.78
CHILD-ADULT CARE FOOD PRG	10.650	8456	43,314,190.00	43,314,188.21	---	1.79
Federal Stimulus - Health and Senior Services Fund (2264)						
WIC SUPP FOOD DISTRIBUT	15.140	5639	1,000,000.00	---	---	1,000,000.00
<b><u>Division of Senior and Disability Service</u></b>						
Health Fund (0143)						
DIV SENIOR&DISABILITY PS	10.680	1260	2,955,022.00	2,955,010.81	---	11.19
DIV SENIOR&DISABILITY E&E	10.680	1261	395,249.00	271,090.97	---	124,158.03
DSDS MEDICAID PS	10.680	2012	6,533,489.00	6,533,487.24	---	1.76
DSDS MEDICAID E&E	10.680	2013	544,881.00	536,956.86	---	7,924.14
IN HOME SVS PGRM MEDICAID	10.690	2029	298,447,279.00	298,447,225.56	---	53.44
ALZHEIMER'S SERVICE	10.695	2909	265,670.00	107,240.98	---	158,429.02
HOME & COMMUNITY SVS PRGM	10.685	2980	1,667,028.00	1,067,128.97	---	599,899.03
AAA CONTRACTS	10.700	2981	31,536,227.00	30,309,485.82	---	1,226,741.18
HEALTHCARE TECH CASE MGMT	10.604	3447	1,159,034.00	1,138,765.00	---	20,269.00
Federal Stimulus - Health and Senior Services Fund (2264)						
AAA CONTRACTS NUTRITION	15.145	5642	1,917,189.00	364,267.00	---	1,552,922.00
AAA CONTRACTS EMPLOYMENT	15.150	5644	586,706.00	---	---	586,706.00

**Division of Regulation and Licensure**

## Health Fund (0143)

DIV OF REG&LICENSURE PS	10.715	1266	7,293,914.00	7,261,838.41	---	32,075.59
DIV OF REG&LICENSURE E&E	10.715	1269	743,837.00	717,848.69	---	25,988.31
CHILD CARE IMPROVE PRGM	10.720	1812	711,675.00	318,442.20	---	393,232.80
DRL MEDICAID PS	10.715	2018	3,482,019.00	3,398,558.28	---	83,460.72
DRL MEDICAID E&E	10.715	2021	439,187.00	191,535.77	---	247,651.23

**DEPARTMENT OF TRANSPORTATION**

## Multimodal Operations Fund (0126)

FRINGES MULTIMODAL PS	04.245	0102	227,084.00	175,289.04	---	51,794.96
GRANTS-SEC 5303 (8)	04.290	0437	12,004,900.00	5,426,469.75	---	6,578,430.25
GRANTS-SEC 5309 (SEC 3)	04.285	1316	15,993,828.00	5,118,508.32	---	10,875,319.68
HIGH SPEED RAIL STUDY	04.295	1880	1,000,001.00	---	---	1,000,001.00
NEW FREEDOM PRGM	04.265	2263	600,000.00	87,866.81	---	512,133.19
JOB ACCESS & REV COM GNTS	04.280	2264	1,200,000.00	572,871.24	---	627,128.76
SMALL URBANIZED TRAN ASST	04.275	4263	1.00	---	---	1.00
SUPPORT TO MULTIMODAL DIV	04.250	4272	78,500.00	78,500.00	---	---
LOCAL RAIL SERVICE ASSIST	04.295	5306	1.00	---	---	1.00
CI GRANTS SEC 5310 (16)	04.265	8493	8,471,454.00	5,877,806.46	---	2,593,647.54
SMALL URBAN&RURAL TRAN	04.280	8726	37,700,000.00	13,121,289.24	---	24,578,710.76
MULTIMODAL OPS ADMIN PS	04.245	8901	539,586.00	388,788.02	---	150,797.98
MULTIMODAL OPS ADMIN E&E	04.245	8902	400,000.00	226,731.97	---	173,268.03
FEDERAL AVIATION ASSIST	04.330	8905	49,067,649.00	20,460,600.43	---	28,607,048.57

## Transportation - Highway Safety Fund (0149)

MAINTENANCE PS	04.215	6309	356,502.00	322,534.49	---	33,967.51
MAINTENANCE E&E	04.215	6310	55,000.00	54,973.61	---	26.39
FRINGES MAINTENANCE PS	04.215	6312	88,532.00	88,317.67	---	214.33
FRINGES MAINTENANCE E&E	04.215	6313	487.00	409.59	---	77.41
HIGHWAY SAFETY GRANTS	04.215	6314	30,000,000.00	22,233,621.34	---	7,766,378.66

## MCSAP/Division of Transportation Fund (0185)

MOTOR CARRIER SFTY ASSIST	04.215	6315	2,000,000.00	1,226,107.02	---	773,892.98
---------------------------	--------	------	--------------	--------------	-----	------------

**DEPARTMENT OF LABOR AND INDUSTRIAL RELATIONS**

## Labor and Industrial Relations - Commission on Human Rights Fund (0117)

DOLIR LEASING	13.060	2464	7,050.00	6,761.02	---	288.98
DOLIR STATE OWNED	13.060	2783	33,902.00	31,936.20	---	1,965.80

## Labor and Industrial Relations Administrative Fund (0122)

DOLIR LEASING	13.060	2625	2,163.00	986.00	---	1,177.00
DOLIR STATE OWNED	13.060	2798	223,763.00	213,277.78	---	10,485.22

**STATE OF MISSOURI  
SUMMARY OF APPROPRIATION ACTIVITY  
GENERAL FUND - FEDERAL FUNDS  
FOR THE APPROPRIATION YEAR 2009**

	H.B. No.	Appr. No.	Appropriations	Expenditures and Transfers Out	Reappropriations to 2010	Lapse of Appropriations
Division of Labor Standards Fund (0186)						
DOLIR STATE OWNED	13.060	2697	6,440.00	5,597.52	---	842.48
Unemployment Compensation Administration Fund (0948)						
DOLIR STATE OWNED	13.060	2700	825,247.00	790,080.65	---	35,166.35
DOLIR LEASING	13.060	3233	165,453.00	60,394.72	---	105,058.28
<b><u>Director and Staff</u></b>						
Labor and Industrial Relations Administrative Fund (0122)						
DIRECTOR AND STAFF PS	07.800	1869	2,702,657.00	2,436,076.77	---	266,580.23
DIRECTOR AND STAFF EE	07.800	1870	2,706,689.00	968,372.10	---	1,738,316.90
LIFE INSURANCE COSTS	07.800	2926	88,037.00	66,735.30	---	21,301.70
Unemployment Compensation Administration Fund (0948)						
DIRECTOR AND STAFF PS	07.800	5831	1.00	---	---	1.00
DIRECTOR AND STAFF E&E	07.800	5834	1,865,000.00	1,641,726.32	---	223,273.68
<b><u>Division of Labor Standards</u></b>						
Division of Labor Standards Fund (0186)						
ADMINISTRATION/LS PS	07.820	2320	1.00	---	---	1.00
ADMINISTRATION/LS E&E	07.820	2507	32,670.00	---	---	32,670.00
ON-SITE CONSULT/LS PS	07.825	5890	797,739.00	444,536.10	---	353,202.90
ON-SITE CONSUL/LS E&E	07.825	5891	299,060.00	163,331.49	---	135,728.51
MINE SAFETY TRNG PRGM PS	07.830	5892	205,726.00	83,722.00	---	122,004.00
MINE SAFETY TRNG PRGM E&E	07.830	5893	165,063.00	28,047.21	---	137,015.79
<b><u>Division of Employment Security</u></b>						
Unemployment Compensation Administration Fund (0948)						
ADMIN EMP SEC PS	07.870	0694	23,247,740.00	16,557,635.81	---	6,690,104.19
ADMIN EMP SEC E&E	07.870	0696	5,113,206.00	4,170,298.61	---	942,907.39
EMPLOYMENT & TRAINING PAY	07.875	3910	7,000,000.00	3,599,897.19	---	3,400,102.81
Federal Stimulus - Labor and Industrial Relations Fund (2272)						
ADMIN EMP SECURITY PS	15.110	5627	245,859.00	1,863.35	---	243,995.65
ADMIN EMP SECURITY EE	15.110	5633	151,902.00	86,350.12	---	65,551.88

**Commission on Human Rights**Labor and Industrial Relations - Commission  
on Human Rights Fund (0117)

COMM ON HUMAN RIGHTS PS	07.900	5996	895,097.00	767,718.64	---	127,378.36
COMM ON HUMAN RIGHTS E&E	07.900	5998	161,866.00	79,980.82	---	81,885.18

**Labor and Industrial Relations Commission**Unemployment Compensation Administration  
Fund (0948)

INDUSTRIAL COMMISSION PS	07.815	3094	384,322.00	358,055.45	---	26,266.55
INDUSTRIAL COMMISSION E&E	07.815	3095	59,892.00	19,442.11	---	40,449.89

**DEPARTMENT OF MENTAL HEALTH**Mental Health Intergovernmental Transfer  
Fund (0147)

DMH INTERGOVERNMENTAL	10.065	5906	8,000,000.00	7,628,188.00	---	371,812.00
Mental Health Fund (0148)						
MENTAL HEALTH LEASING	13.090	0665	4,849.00	4,660.75	---	188.25
DMH FEDERAL FUND E&E	10.050	2049	1,794,378.00	803,554.20	---	990,823.80
MENTAL HEALTH STATE OWNED	13.090	2591	219,133.00	209,622.93	---	9,510.07
DMH INTERGOVERNMENTAL	10.065	5905	12,987,140.00	12,987,140.00	---	---
CHILD SYSTEM OF CARE PS	10.055	7243	140,773.00	79,465.37	---	61,307.63
CHILD SYSTEM OF CARE E&E	10.055	7244	184,615.00	76,302.56	---	108,312.44
CHILD SYSTEM OF CARE PRG	10.055	7245	7,165,301.00	2,891,175.11	---	4,274,125.89
DMH FEDERAL FUND PS	10.050	9373	112,982.00	---	---	112,982.00

**Office of the Director**

Mental Health Fund (0148)

DIRECTOR'S OFFICE PS	10.005	0670	37,358.00	25,582.41	---	11,775.59
SHELTER PLUS CARE GRANTS	10.060	1681	8,619,506.00	7,852,775.63	---	766,730.37
REV MAX CONTRACTS	10.025	1688	20,001.00	20,000.00	---	1.00
DIRECTOR'S OFFICE E&E	10.005	2045	76,223.00	7,880.46	---	68,342.54
STAFF TRAINING	10.030	2247	1,000,000.00	123,512.35	---	876,487.65
HOUSING FOR VETERANS	10.060	2781	715,000.00	74,105.39	---	640,894.61
MH TRANSF GRANT PS	10.020	3621	726,856.00	514,525.21	---	212,330.79
MH TRANSF GRANT E&E	10.020	3623	2,060,214.00	1,547,259.39	---	512,954.61
HEALTHCARE TECHNOLOGY E&E	10.025	3628	1,716,650.00	1,227,427.08	---	489,222.92
OPERATIONAL SUPPORT PS	10.025	5311	741,877.00	726,004.72	---	15,872.28
OPERATIONAL SUPPORT E&E	10.025	5312	847,016.00	311,950.01	---	535,065.99

**STATE OF MISSOURI  
SUMMARY OF APPROPRIATION ACTIVITY  
GENERAL FUND - FEDERAL FUNDS  
FOR THE APPROPRIATION YEAR 2009**

	H.B. No.	Appr. No.	Appropriations	Expenditures and Transfers Out	Reappropriations to 2010	Lapse of Appropriations
<b><u>Division of Alcohol and Drug Abuse</u></b>						
Mental Health Fund (0148)						
INCENTIVE & HIGH RISK E&E	10.105	1000	2,821,412.00	2,820,462.98	---	949.02
ADA TREATMENT SVS E&E	10.110	2051	646,412.00	348,939.39	---	297,472.61
ADA ADMIN PS	10.100	2151	853,949.00	617,928.90	---	236,020.10
ADA ADMIN E&E	10.100	2152	183,541.00	161,582.38	---	21,958.62
PREVENTION & EDU SVS	10.105	2154	4,288,996.00	3,993,231.80	---	295,764.20
ADA ADOLESCENT MEDICAID	10.110	2289	469,130.00	2,622.28	---	466,507.72
SATOP	10.120	3899	407,458.00	237,003.44	---	170,454.56
PREVENTION & EDU SVS PS	10.105	4143	360,406.00	330,559.02	---	29,846.98
PREVENTION & EDU SVS E&E	10.105	4144	102,363.00	20,637.44	---	81,725.56
TOBACCO INVESTIGTNS PS	10.105	4145	173,250.00	111,711.29	---	61,538.71
TOBACCO INVESTIGTNS E&E	10.105	4146	103,622.00	43,590.41	---	60,031.59
ADA TREATMENT SERVICES	10.110	4149	20,827,275.00	20,444,766.09	---	382,508.91
ADA TREATMENT SVS PS	10.110	4150	783,672.00	705,577.83	---	78,094.17
COMMUNITY 2000	10.105	4650	2,059,693.00	1,622,568.84	---	437,124.16
SCHOOL BASED PREVENTION	10.105	4651	1,227,356.00	1,227,356.00	---	---
INCENTIVE & HIGH RISK PS	10.105	5056	131,043.00	59,198.67	---	71,844.33
ADA FED MEDICAID	10.110	6677	20,886,567.00	17,811,839.99	---	3,074,727.01
ACCESS RECOVERY GRANT PS	10.110	7037	156,900.00	156,702.45	---	197.55
ACCESS RECOVERY GRANT E&E	10.110	7038	693,550.00	214,262.38	---	479,287.62
ACCESS RECOVERY TREATMENT	10.110	7039	6,589,796.00	4,350,390.53	---	2,239,405.47
SATOP PS	10.120	7246	20,406.00	14,891.53	---	5,514.47
<b><u>Division of Comprehensive Psychiatric Services</u></b>						
Mental Health Fund (0148)						
WESTERN MO MHC PS	10.340	0208	97,274.00	97,274.00	---	---
METRO STL PSY CTR PS	10.320	0874	289,680.00	289,679.94	---	0.06
MID MISSOURI MHC PS	10.325	0876	406,263.00	406,263.00	---	---
NW MO PSY REHAB CENTER PS	10.305	1003	577,400.00	577,400.00	---	---
STL PSY REHAB CTR PS	10.310	1004	319,538.00	319,537.89	---	0.11
ADULT COMMUNITY PRGM PS	10.210	1480	216,000.00	206,035.09	---	9,964.91
YOUTH COMMUNITY PRGM PS	10.225	1483	106,467.00	105,913.39	---	553.61
HOMELESS MENTALLY ILL	10.210	1686	800,000.00	720,624.10	---	79,375.90
CPS ADMIN PS	10.200	1846	604,287.00	597,399.68	---	6,887.32
CPS ADMIN E&E	10.200	1847	366,601.00	270,065.89	---	96,535.11
ADULT COMMUNITY PRGM E&E	10.210	2054	1,792,633.00	893,924.44	---	898,708.56
ADULT COMMUNITY PROGRAM	10.210	2055	14,598,646.00	9,523,866.27	---	5,074,779.73

YOUTH COMMUNITY PRGM E&E	10.225	2058	1,113,607.00	23,856.00	---	1,089,751.00
YOUTH COMMUNITY PROGRAM	10.225	2059	2,696,148.00	1,427,878.06	---	1,268,269.94
SUICIDE PREVENTION PS	10.200	2075	24,892.00	13,626.36	---	11,265.64
FORENSIC SUPPORT SVC PS	10.220	2630	4,094.00	4,093.02	---	0.98
SEMO MHC-MSOTC PS	10.330	2631	35,241.00	35,241.00	---	---
FULTON HSP PHAR CONTR E&E	10.300	2634	223,224.00	223,223.00	---	1.00
NW MO PRC PHAR CONTR E&E	10.305	2635	105,903.00	105,903.00	---	---
STL PRC PHAR CONTR E&E	10.310	2636	93,210.00	93,210.00	---	---
SEMO MHC PHAR CONTR E&E	10.330	2638	219,538.00	219,538.00	---	---
WEST MO MHC PHAR CNT E&E	10.340	2640	133,930.00	133,930.00	---	---
HAWTHORN CPH PHAR CNT E&E	10.350	2641	93,210.00	93,210.00	---	---
WESTERN MO MHC E&E	10.340	2642	499,997.00	499,997.00	---	---
MEDICATION COST INCREASES	10.235	2767	916,243.00	916,243.00	---	---
SW MO PSY REHAB CTR PS	10.315	3042	167,168.00	167,156.27	---	11.73
SW MO PSY REHAB CTR E&E	10.315	3047	26,593.00	26,576.94	---	16.06
SUICIDE PREVENTION E&E	10.200	4654	620,401.00	386,028.89	---	234,372.11
HAWTHORN PSY HOSP TL PS	10.350	5567	1,528,169.00	1,528,168.59	---	0.41
HAWTHORN PSY HOSP TL E&E	10.350	5568	98,684.00	98,684.00	---	---
ADULT CP FED MEDICAID	10.210	6678	67,564,141.00	66,464,449.46	---	1,099,691.54
YOUTH CP FED MEDICAID	10.225	6679	18,647,314.00	16,357,739.28	---	2,289,574.72
SOUTHEAST MO MHC PS	10.330	6938	118,127.00	118,127.00	---	---
COTTONWOOD TRMT CTR PS	10.355	7014	1,677,345.00	1,603,217.09	---	74,127.91
COTTONWOOD TRMT CTR E&E	10.355	7015	350,000.00	336,210.72	---	13,789.28
NW MO PSY REHAB OVERTIME	10.305	7189	11,082.00	11,082.00	---	---
STL PSY REHAB OVERTIME	10.310	7191	917.00	916.91	---	0.09
HAWTHORN HOSP OVERTIME	10.350	7194	7,116.00	7,116.00	---	---
COTTONWOOD TRMT OVERTIME	10.355	7196	1,103.00	1,103.00	---	---
METRO STL PSY OVERTIME	10.320	7198	1,126.00	1,126.00	---	---
MID MO MHC OVERTIME	10.325	7200	5,973.00	5,973.00	---	---
FULTON STATE HOSPITAL PS	10.300	7356	180,322.00	180,322.00	---	---

**Division of Developmental Disabilities**

**Mental Health Fund (0148)**

BELLEFONTAINE HC PS	10.555	0886	9,944.00	9,883.13	---	60.87
NW COMMUNITY SERVICES PS	10.560	0887	749,421.00	749,394.51	---	26.49
MARSHALL HC PS	10.565	0888	1,885,907.00	1,265,682.94	---	620,224.06
ST LOUIS DDTF FED PS	10.575	1137	3,445.00	1.24	---	3,443.76
MR COMMUNITY PROGRAMS PS	10.410	1683	184,788.00	129,403.12	---	55,384.88
MR COMMUNITY PROGRAMS E&E	10.410	1684	41,776.00	41,776.00	---	---
MRDD ADMIN PS	10.400	1913	303,009.00	263,832.48	---	39,176.52
MRDD ADMIN E&E	10.400	1914	63,881.00	63,881.00	---	---
COMMUNITY PROGRAMS	10.410	1922	7,482,726.00	816,064.22	---	6,666,661.78
COMMUNITY PRG-MEDICAID MT	10.410	2074	14,415,371.00	12,471,192.02	---	1,944,178.98
MRDD COM SUP STAFF PS	10.415	2200	11,151,353.00	9,252,601.28	---	1,898,751.72
MRDD COM SUP STAFF E&E	10.415	2201	685,150.00	585,476.22	---	99,673.78
BELLEFONTAINE HC E&E	10.555	2347	653,871.00	653,871.00	---	---

**STATE OF MISSOURI  
SUMMARY OF APPROPRIATION ACTIVITY  
GENERAL FUND - FEDERAL FUNDS  
FOR THE APPROPRIATION YEAR 2009**

	H.B. No.	Appr. No.	Appropriations	Expenditures and Transfers Out	Reappropriations to 2010	Lapse of Appropriations
MARSHALL HC E&E	10.565	2355	351,690.00	265,941.35	---	85,748.65
NEVADA HC PS	10.570	2628	3,104.00	3,103.82	---	0.18
HIGGINSVILLE HC PS	10.560	3027	281,677.00	281,431.51	---	245.49
DEV DISABILITS GRANT PS	10.430	4163	372,505.00	332,839.45	---	39,665.55
DEV DISABILITS GRANT E&E	10.430	4164	1,187,593.00	714,987.97	---	472,605.03
MRDD FED MEDICAID	10.410	6680	275,092,985.00	275,092,984.03	---	0.97
ALBANY RC PS	10.500	7125	15,383.00	15,294.88	---	88.12
CENTRAL MO RC PS	10.505	7126	47,836.00	47,126.50	---	709.50
HANNIBAL RC PS	10.510	7127	61,327.00	61,323.36	---	3.64
KANSAS CITY RC PS	10.520	7129	81,643.00	81,548.50	---	94.50
ROLLA RC PS	10.535	7132	127,698.00	119,214.40	---	8,483.60
ST. LOUIS RC PS	10.550	7135	92,395.00	83,176.99	---	9,218.01
ALBANY RC E&E	10.500	7136	858.00	858.00	---	---
BELLEFONTAINE HC OVERTIME	10.555	7228	38,167.00	38,167.00	---	---
HIGGINSVILLE HC OVERTIME	10.560	7230	90,992.00	90,992.00	---	---
MARSHALL HC OVERTIME	10.565	7232	53,935.00	53,935.00	---	---
<b><u>DEPARTMENT OF NATURAL RESOURCES</u></b>						
Natural Resources Fund (0140)						
JOBS NOW PROJECTS	06.390	1005	1,000.00	---	---	1,000.00
DNR STATE OWNED	13.045	2701	426,050.00	363,399.14	---	62,650.86
REFUND ACCOUNTS	06.400	2736	12,142.00	11,009.15	---	1,132.85
CIVIL WAR COMM E&E	06.380	3360	1.00	---	---	1.00
DNR LEASING	13.045	4306	403,030.00	376,893.90	---	26,136.10
HOMELAND SECURITY E&E	06.385	5643	69,462.00	51,765.81	---	17,696.19
HOMELAND SECURITY PS	06.385	6326	73,000.00	64,163.65	---	8,836.35
HOMELAND SECURITY PRGM	06.385	6807	273,176.00	74,537.30	---	198,638.70
Abandoned Mined Reclamation Fund (0697)						
REFUND ACCOUNTS	06.400	3545	165.00	---	---	165.00
<b><u>Department Operations</u></b>						
Natural Resources Fund (0140)						
DEPT OPERATIONS PS	06.200	1810	1,027,821.00	1,010,750.75	---	17,070.25
DEPT OPERATIONS E&E	06.200	1811	332,112.00	14,816.92	---	317,295.08
<b><u>Water Resources Center</u></b>						
Natural Resources Fund (0140)						
WATER RESOURCES PS	06.215	5247	351,012.00	299,851.45	---	51,160.55
WATER RESOURCES E&E	06.215	5248	195,069.00	38,532.11	---	156,536.89

**Soil and Water Conservation Program**

Natural Resources Fund (0140)

DEMONSTRATION PROJECTS	06.230	8046	100,000.00	---	---	100,000.00
------------------------	--------	------	------------	-----	-----	------------

**Energy Center**

Natural Resources Fund (0140)

ENERGY CNTR OPERATING PS	06.205	3294	722,564.00	658,888.27	---	63,675.73
ENERGY CNTR OPERATING E&E	06.205	3296	129,257.00	102,051.39	---	27,205.61
ENERGY EFFICIENT SERVICES	06.210	3297	8,983,134.00	7,396,696.49	---	1,586,437.51

Federal Stimulus - Natural Resources Fund (2280)

ENERGY EFFICIENT SVS PS	15.060	5558	126,608.00	---	---	126,608.00
ENERGY EFFICIENT SVS E&E	15.060	5559	143,070.00	---	---	143,070.00
ENERGY EFFICIENT SVS	15.060	6708	26,241,826.00	1,492,344.00	---	24,749,482.00

**Division of Environmental Quality**

Natural Resources Fund (0140)

ENVIRONMENTAL QUALITY PS	06.215	1860	210,284.00	194,312.57	---	15,971.43
ENVIRONMENTAL QUALITY E&E	06.215	1871	15,246.00	---	---	15,246.00
TECHNCL ASSIST GRANTS DEQ	06.290	2231	300,000.00	299,677.85	---	322.15
LEAKING UNDRGRD STOR TANK	06.265	2506	420,000.00	196,758.93	---	223,241.07
WATER QUALITY STUDY GRANT	06.245	3476	12,904,536.00	3,910,271.34	---	8,994,264.66
AIR POLLUTION CNTRL PS	06.215	5367	458,686.00	428,803.71	---	29,882.29
AIR POLLUTION CNTRL E&E	06.215	5372	221,108.00	63,261.67	---	157,846.33
HAZARDOUS WASTE PS	06.215	5376	3,988,000.00	3,976,813.20	---	11,186.80
HAZARDOUS WASTE E&E	06.215	5382	762,090.00	738,033.52	---	24,056.48
LAND RECLAMATION PS	06.215	5397	496,000.00	495,819.64	---	180.36
LAND RECLAMATION E&E	06.215	5402	119,012.00	96,321.80	---	22,690.20
SOLID WASTE MGMT E&E	06.215	6058	200.00	---	---	200.00
WATER PROTECTION PRG PS	06.215	7173	3,340,356.00	3,245,092.63	---	95,263.37
WATER PROTECTION PRG E&E	06.215	7177	2,199,763.00	1,279,765.81	---	919,997.19
AIR POLL CONTROL GRANTS	06.255	7452	2,614,910.00	1,133,175.94	---	1,481,734.06
ABANDNED MINE LAND RECLMT	06.280	7455	1,750,000.00	517,036.19	---	1,232,963.81
SMALL OPERATOR ASSIST	06.280	7606	50,000.00	---	---	50,000.00
SUPERFUND CLEANUP	06.265	8053	975,000.00	256,941.49	---	718,058.51

Abandoned Mined Reclamation Fund (0697)

LAND RECLAMATION-EE	06.215	6879	15.00	---	---	15.00
---------------------	--------	------	-------	-----	-----	-------

Federal Stimulus - Natural Resources Fund (2280)

AIR POLLUTION CNTRL E&E	15.070	5565	781.00	---	---	781.00
LEAK UNDRGRD STOR TANK EE	15.075	5571	5,150.00	---	---	5,150.00
AIR POLLUTION CNTRL PS	15.070	6709	36,000.00	7,190.12	---	28,809.88
AIR POLLUTION CNTRL	15.070	6710	771,064.00	---	---	771,064.00
LEAK UNDRGRD STOR TANK PS	15.075	6711	11,208.00	---	---	11,208.00
LEAKING UNDRGRD STOR TANK	15.075	6712	437,736.00	---	---	437,736.00



**STATE OF MISSOURI  
SUMMARY OF APPROPRIATION ACTIVITY  
GENERAL FUND - FEDERAL FUNDS  
FOR THE APPROPRIATION YEAR 2009**

	H.B. No.	Appr. No.	Appropriations	Expenditures and Transfers Out	Reappropriations to 2010	Lapse of Appropriations
<b><u>Division of Geology and Land Survey</u></b>						
Natural Resources Fund (0140)						
DGLS OPERATION PS	06.215	2401	650,916.00	583,092.02	---	67,823.98
DGLS OPERATION E&E	06.215	2408	311,045.00	125,915.15	---	185,129.85
LAND SURVEY RESTOR PROJ	06.315	7772	60,000.00	7,980.00	---	52,020.00
<b><u>Division of State Parks</u></b>						
Natural Resources Fund (0140)						
HISTORIC PRESERVATION PS	06.365	1883	361,144.00	357,670.99	---	3,473.01
HISTORIC PRESERVATION E&E	06.365	1884	58,745.00	43,719.64	---	15,025.36
STATE PARK OPERATION PS	06.320	1946	135,055.00	120,209.89	---	14,845.11
STATE PARK OPERATION E&E	06.320	1947	31,306.00	19,552.53	---	11,753.47
STATE PARK GRANTS	06.355	2089	175,000.00	6,657.73	---	168,342.27
HISTORIC PRESERV GRANTS	06.375	3290	141,000.00	76,498.20	---	64,501.80
OUTDOOR RECREATION GRANTS	06.360	3292	5,334,261.00	1,830,184.91	---	3,504,076.09
DNR SPENDING AUTHORITY	18.065	4053	695,803.65	171,269.85	524,533.00	0.80
DNR SPENDING AUTHORITY	16.040	4117	708,036.00	107,369.28	600,666.00	0.72
<b><u>Field Services Division</u></b>						
Natural Resources Fund (0140)						
HAZARD MAT ANALYSIS	06.235	0884	100,000.00	---	---	100,000.00
ENVIRONMENT EMERG RESPONS	06.235	1358	250,000.00	---	---	250,000.00
FIELD SERVICES PS	06.215	1820	3,536,371.00	3,483,010.12	---	53,360.88
FIELD SERVICES E&E	06.215	1821	1,592,815.00	935,895.59	---	656,919.41
TECHNCL ASSIST GRANTS FSD	06.290	2232	7,500.00	---	---	7,500.00
CLEANUP CONTROLLED SUBST	06.235	7182	124,999.00	105,194.95	---	19,804.05
<b><u>DEPARTMENT OF PUBLIC SAFETY</u></b>						
State Emergency Management Fund (0145)						
PUBLIC SAFETY STATE OWNED	13.065	3720	1,593.00	1,498.04	---	94.96
PUBLIC SAFETY LEASING	13.065	7470	4,152.00	3,565.72	---	586.28
Justice Assistance Grant Program Fund (0782)						
PUBLIC SAFETY LEASING	13.065	4215	52,464.00	52,464.00	---	---

**Office of the Director**

## Public Safety - Juvenile Accountability Incentive

## Block Grant Fund (0121)

JUV JUS ACCTABILITY GRANT	08.015	1584	2,000,000.00	804,338.91	---	1,195,661.09
DIRECTOR ADMIN PS	08.005	1603	60,390.00	13,563.81	---	46,826.19
DIRECTOR ADMIN E&E	08.005	1604	13,320.00	5,626.71	---	7,693.29

## State Emergency Management Fund (0145)

INTEROPERABILITY MATCH	08.005	3125	17,465,576.00	---	---	17,465,576.00
DIRECTOR ADMIN PS	08.005	3695	288,225.00	245,635.94	---	42,589.06

## Public Safety Fund (0152)

NARCOTICS CONTROL ASSIST	08.020	0961	1,000,000.00	3,558.84	---	996,441.16
VICTIM OF CRIME ACT	08.040	0962	7,500,000.00	6,524,253.03	---	975,746.97
JUV JUS DELINQUENCY PREV	08.010	1377	1,799,925.00	1,606,466.96	---	193,458.04
DIRECTOR ADMIN E&E	08.005	1429	429,942.00	144,963.80	---	284,978.20
VIOLENCE AGAINST WOMEN	08.045	2331	2,499,500.00	2,034,367.68	---	465,132.32
RESIDENTIAL SUBST ABUSE	08.070	3390	250,000.00	109,393.68	---	140,606.32
DIRECTOR ADMIN PS	08.005	4340	389,148.00	264,703.50	---	124,444.50
NATL FORENSIC IMPRV PRGM	08.060	6043	197,287.00	172,423.68	---	24,863.32

## Labor and Industrial Relations - Crime Victims Fund (0191)

CRIME VICTIMS COMP	08.050	4052	5,712,671.00	3,754,539.63	---	1,958,131.37
--------------------	--------	------	--------------	--------------	-----	--------------

## Justice Assistance Grant Program Fund (0782)

DIRECTOR ADMIN PS	08.005	2248	220,074.00	203,347.89	---	16,726.11
DIRECTOR ADMIN E&E	08.005	2250	99,800.00	45,418.16	---	54,381.84
NARCOTICS CONTROL ASSIST	08.020	2251	6,000,000.00	5,426,663.32	---	573,336.68

## Federal Stimulus - Public Safety Fund (2284)

VIOLENCE AGAINST WOMEN PS	15.125	5764	42,438.00	11,223.26	---	31,214.74
VIOLENCE AGAINST WOMEN EE	15.125	5765	2,743.00	682.25	---	2,060.75
VICTIMS OF CRIME PS	15.130	5766	5,960.00	4,340.29	---	1,619.71
VICTIMS OF CRIME E&E	15.130	5767	1,803.00	1,802.47	---	0.53

## Federal Stimulus - Public Safety Justice

## Assistance Grant Fund (2285)

JUSTICE ASSISTANCE PS	15.135	5768	185,000.00	10,967.67	---	174,032.33
JUSTICE ASSISTANCE E&E	15.135	5769	32,074.00	4,084.95	---	27,989.05

**Division of Fire Safety**

## Public Safety Fund (0152)

F S ADMIN E&E	08.165	2103	311,270.00	---	---	311,270.00
---------------	--------	------	------------	-----	-----	------------

**State Highway Patrol**

## Public Safety Fund (0152)

HIGH INTSTY DRUG TRAFFG	08.090	0625	2,200,000.00	2,091,805.79	---	108,194.21
SHP TECHNICAL SERVICE PS	08.135	0629	41,720.00	39,211.50	---	2,508.50
SHP ACADEMY E&E	08.120	0972	59,655.00	11,294.63	---	48,360.37
VEH & DRIVER SAFETY E&E	08.125	0974	824,398.00	798,869.59	---	25,528.41
SHP ENFORCEMENT PS	08.100	1135	3,344,738.00	2,258,941.12	---	1,085,796.88
SHP ENFORCEMENT E&E	08.100	1140	8,457,677.00	2,767,761.28	---	5,689,915.72

**STATE OF MISSOURI  
SUMMARY OF APPROPRIATION ACTIVITY  
GENERAL FUND - FEDERAL FUNDS  
FOR THE APPROPRIATION YEAR 2009**

	H.B. No.	Appr. No.	Appropriations	Expenditures and Transfers Out	Reappropriations to 2010	Lapse of Appropriations
DPS-SHP INSTIT	13.070	2126	348.00	348.00	---	---
SHP TECHNICAL SERVICE E&E	08.135	2284	3,897,969.00	817,130.81	---	3,080,838.19
FRINGE BENEFITS PS	08.095	4345	1,230,207.00	1,114,333.81	---	115,873.19
FRINGE BENEFITS E&E	08.095	4348	92,727.00	65,490.95	---	27,236.05
CRIME LABS GRANTS	08.115	4372	100,000.00	---	---	100,000.00
CRIME LABS PS	08.115	9478	222,260.00	99,230.76	---	123,029.24
CRIME LABS E&E	08.115	9479	636,223.00	521,671.29	---	114,551.71
Federal Drug Seizure Fund (0194)						
STATE HIGHWAY PATROL	13.070	0810	106,939.00	78,314.47	---	28,624.53
DPS-SHP INSTIT	13.070	2136	9,445.00	9,445.00	---	---
SHP ENFORCEMENT E&E	08.100	7183	983,087.00	949,128.53	---	33,958.47
<b><u>Division of Liquor Control</u></b>						
Public Safety Fund (0152)						
ALCOHOL & TOBACCO CNTR PS	08.155	3088	321,233.00	264,776.80	---	56,456.20
ALCOHOL & TOBACCO CNTR EE	08.155	3089	153,908.00	58,676.97	---	95,231.03
<b><u>Missouri State Water Patrol</u></b>						
Public Safety Fund (0152)						
STATE WATER PATROL E&E	08.150	5674	2,304,504.00	1,918,181.71	---	386,322.29
STATE WATER PATROL PS	08.150	8414	483,725.00	482,574.30	---	1,150.70
Federal Drug Seizure Fund (0194)						
STATE WATER PATROL E&E	08.150	7184	20,000.00	17,553.35	---	2,446.65
<b><u>Adjutant General</u></b>						
Adjutant General Fund (0190)						
NG STATEWIDE ENV	17.180	0758	5,677.50	5,677.50	---	---
NG ST CHARLES ARMORY	17.215	0762	18,597,351.00	---	---	18,597,351.00
NG STATEWIDE FUNDING	17.190	0764	1,697,239.99	221,469.86	1,475,770.00	0.13
NG ALBANY ARMORY	17.210	0771	98,218.00	---	98,218.00	---
NG MAINTENANCE SHOPS	17.220	0772	3,682,182.00	---	3,682,182.00	---
NG SPIINGFIELD AVCRAD	17.205	0775	61,567,366.00	---	61,567,366.00	---
A G FIELD SUPPORT PS	08.260	0909	34,817.00	---	---	34,817.00
M&R AG-STATEWIDE PROJECTS	17.175	1158	2,361,024.90	907,931.23	1,453,093.00	0.67
NF FT WOOD RTI	17.200	1160	18,899,300.00	---	---	18,899,300.00
NG STATEWIDE ENV MGMT	17.180	3008	1,290,231.34	627,555.17	662,676.00	0.17
NATIONAL GUARD	13.075	3195	1,043,333.00	621,807.46	---	421,525.54

NG STATEWIDE ENV-07	17.180	3704	29,079.58	29,079.38	---	0.20
DPS-ADJ GEN INSTIT SRVS	13.075	3722	3,438,652.00	3,065,149.99	---	373,502.01
ADJ GEN ENVIR COMPLIANCE	23.085	4132	1,900,000.00	7,359.06	1,892,640.00	0.94
ADJ GEN FEDERAL FUNDING	16.070	4133	26,429,939.00	7,444,571.86	12,507.00	18,972,860.14
AG-STATEWIDE PROJECTS	18.095	4180	5,381,330.78	3,418,330.97	1,793,349.00	169,650.81
NG FT WOOD M19 RANGE	17.195	4243	592,061.17	---	---	592,061.17
SPRINGFIELD NEW AVCRAD	17.170	6425	44,109,745.08	1,234,002.00	150,000.00	42,725,743.08
CONTRACT SERVICES PS	08.285	6463	11,775,778.00	8,751,331.15	---	3,024,446.85
CONTRACT SERVICES E&E	08.285	6464	7,443,078.00	7,173,335.03	---	269,742.97
CONTRACT SERVICES REFUNDS	08.285	6465	330,000.00	281,427.45	---	48,572.55
A G FIELD SUPPORT E&E	08.260	7277	260,000.00	259,023.47	---	976.53
Federal Drug Seizure Fund (0194)						
A G ADMIN E&E	08.245	7185	21,000.00	10,918.02	---	10,081.98

**State Emergency Management Agency**

State Emergency Management Fund (0145)

MERC DISTRIBUTIONS	08.300	0648	346,890.00	238,295.59	---	108,594.41
SEMA GRANT	08.305	1235	55,000,000.00	47,220,746.32	---	7,779,253.68
A G SEMA PS	08.295	1238	1,176,755.00	1,024,705.67	---	152,049.33
A G SEMA E&E	08.295	6466	375,876.00	324,144.14	---	51,731.86
FIRST RESPONDER TRAINING	08.305	7011	5,000,000.00	357,582.76	---	4,642,417.24
Missouri Disaster Fund (0663)						
SEMA GRANT	08.305	8415	95,265,250.00	95,265,227.36	---	22.64

**Missouri Veterans' Commission**

Missouri Veterans Commission Fund (0184)

M&R VC-CAPE G. HOME	17.160	0725	1.00	---	1.00	---
FT LEONARD WOOD CEMETERY	17.165	2886	7,999,999.95	1,601,277.22	6,398,722.00	0.73
CAPE VH FIRE LANE HYDRANT	16.065	3005	1.00	---	1.00	---

**DEPARTMENT OF REVENUE**

**Legal Services**

Revenue Fund (0132)

LEGAL SERV E&E	04.008	1741	70,000.00	42,820.67	---	27,179.33
----------------	--------	------	-----------	-----------	-----	-----------

**Fiscal Services**

Revenue Fund (0132)

FISCAL SERV PS	04.010	3644	50,758.00	23,687.92	---	27,070.08
FISCAL SERV E&E	04.010	3645	5,970,006.00	3,308,329.11	---	2,661,676.89

**Customer Services - MVDL**

Revenue Fund (0132)

CS MV-DL-CAB PS	04.007	1712	199,141.00	10,243.85	---	188,897.15
CS MV-DL-CAB E&E	04.007	1713	379,816.00	289,663.81	---	90,152.19

**STATE OF MISSOURI  
SUMMARY OF APPROPRIATION ACTIVITY  
GENERAL FUND - FEDERAL FUNDS  
FOR THE APPROPRIATION YEAR 2009**

	H.B. No.	Appr. No.	Appropriations	Expenditures and Transfers Out	Reappropriations to 2010	Lapse of Appropriations
<b><u>DEPARTMENT OF SOCIAL SERVICES</u></b>						
Third Party Liability Collections Fund (0120)						
SOCIAL SRVS STATE OWNED	13.100	2654	24,031.00	22,832.76	---	1,198.24
Family Services Donations Fund (0167)						
FED GRANTS & DONATIONS	11.015	9946	23,999.00	93.66	---	23,905.34
Temporary Assistance for Needy Families Fund (0199)						
SOCIAL SRVS STATE OWNED	13.100	2656	327,282.00	320,543.11	---	6,738.89
Social Services and Other Sources Fund (0610)						
SOCIAL SERVICES LEASING	13.100	1435	6,252,522.00	5,791,001.44	---	461,520.56
SOCIAL SERVICES INSTIT	13.100	2098	721,520.00	698,027.00	---	23,493.00
SOCIAL SRVS STATE OWNED	13.100	3723	39,240.00	37,338.28	---	1,901.72
FED GRANTS & DONATIONS	11.015	9942	10,929,960.00	3,100,179.13	---	7,829,780.87
<b><u>Office of the Director</u></b>						
Social Services and Other Sources Fund (0610)						
OFFICE OF DIRECTOR PS	11.005	2956	12,450.00	12,446.04	---	3.96
HUMAN RESOURCE CENTER PS	11.020	2996	190,159.00	189,973.54	---	185.46
HUMAN RESOURCE CENTER E&E	11.020	2997	36,985.00	30,837.12	---	6,147.88
OFFICE OF DIRECTOR E&E	11.005	3065	1,429.00	1,423.32	---	5.68
FIELD & LINE TRAINING	11.025	6794	131,840.00	110,862.38	---	20,977.62
<b><u>Division of Finance and Administrative Services</u></b>						
Pharmacy Rebates Fund (0114)						
RECPT & DISBRSM T REFUNDS	11.040	6932	75,000.00	46,753.67	---	28,246.33
Third Party Liability Collections Fund (0120)						
RECPT & DISBRSM T REFUNDS	11.040	6930	561,650.00	555,762.18	---	5,887.82
Title XIX Fund (0163)						
RECPT & DISBRSM T REFUNDS	11.040	6929	4,334,000.00	4,223,161.25	---	110,838.75
Federal and Other Fund (0189)						
RECPT & DISBRSM T REFUNDS	11.040	6348	63,000.00	60,703.27	---	2,296.73
Temporary Assistance for Needy Families Fund (0199)						
RECPT & DISBRSM T REFUNDS	11.040	6927	25,000.00	2,354.76	---	22,645.24
Social Services and Other Sources Fund (0610)						
DSS DGS OPERATIONAL M&R	18.015	0607	20,276.00	---	20,276.00	---
FINANCE & ADMIN SRVS PS	11.030	3117	1,068,559.00	938,311.88	---	130,247.12
FINANCE & ADMIN SRVS E&E	11.030	3118	184,969.00	84,775.61	---	100,193.39

MAIL CENTER CONSOL PS	11.010	4217	19,481.00	19,476.30	---	4.70
MAIL CENTER CONSOL E&E	11.010	4219	9,670.00	9,670.00	---	---
REVENUE MAXIMATION E&E	11.035	6169	1,000,000.00	---	---	1,000,000.00
RECPT & DISBRSMT REFUNDS	11.040	6926	225,000.00	215,881.32	---	9,118.68
<b><u>Division of Legal Services</u></b>						
Third Party Liability Collections Fund (0120)						
LEGAL SERVICES PS	11.050	1009	552,801.00	546,911.04	---	5,889.96
LEGAL SERVICES E&E	11.050	1011	115,339.00	56,383.19	---	58,955.81
Social Services and Other Sources Fund (0610)						
LEGAL SERVICES PS	11.050	2964	3,108,098.00	2,991,748.78	---	116,349.22
LEGAL SERVICES E&E	11.050	2965	680,184.00	471,852.80	---	208,331.20
<b><u>Family Support Division</u></b>						
Third Party Liability Collections Fund (0120)						
FAMILY SUPPORT ADMIN E&E	11.055	6277	134,577.00	---	---	134,577.00
Family Services Donations Fund (0167)						
SVS FOR VISUALLY IMPAIRED	11.155	4854	99,995.00	---	---	99,995.00
POLK COUNTY TRUST	11.075	8462	10,000.00	10,000.00	---	---
Temporary Assistance for Needy Families Fund (0199)						
ADOLESCENT BOYS PROGRAM	11.085	3208	300,000.00	---	---	300,000.00
TEMPORARY ASSISTANCE	11.095	3597	110,745,760.00	108,619,038.40	---	2,126,721.60
COMMUNITY WORK SUPPORT	11.095	3616	3,000,000.00	2,322,630.46	---	677,369.54
FAMIS	11.080	4040	1,084,032.00	1,084,032.00	---	---
COMMUNITY PARTNERSHIP	11.085	5652	4,081,624.00	4,052,880.96	---	28,743.04
FAMILY SUPPORT ADMIN PS	11.055	6271	610,628.00	606,368.25	---	4,259.75
FAMILY SUPPORT ADMIN E&E	11.055	6272	1,906,084.00	1,810,178.88	---	95,905.12
IM FIELD STAFF/OPS PS	11.060	6282	18,699,217.00	18,631,326.48	---	67,890.52
IM FIELD STAFF/OPS E&E	11.060	6283	2,202,783.00	2,199,825.23	---	2,957.77
Social Services and Other Sources Fund (0610)						
FOOD DISTRIBUTION PRGM	11.135	0179	1,175,585.00	1,175,585.00	---	---
PRIVATIZATION COLLECTIONS	11.165	0749	990,000.00	529,569.99	---	460,430.01
YOUTH MENTORING	11.085	0800	100,000.00	100,000.00	---	---
SVS FOR VISUALLY IMPAIRED	11.155	1416	6,372,075.00	5,380,298.61	---	991,776.39
BLIND ADMIN PS	11.150	1462	3,055,199.00	2,980,266.29	---	74,932.71
BLIND ADMIN E&E	11.150	1466	743,274.00	738,218.72	---	5,055.28
REFUGEE ASSISTANCE	11.115	3159	3,808,853.00	1,953,362.84	---	1,855,490.16
COMMUNITY SVS BLOCK GRANT	11.120	4499	19,144,171.00	17,312,050.57	---	1,832,120.43
ENERGY ASSISTANCE	11.140	4860	101,555,000.00	101,207,410.83	---	347,589.17
EBT E&E	11.070	5257	3,341,516.00	2,565,170.17	---	776,345.83
COMMUNITY PARTNERSHIP	11.085	5653	3,402,175.00	3,388,985.86	---	13,189.14
MO MENTORING PARTNERSHIP	11.085	5824	778,143.00	755,593.38	---	22,549.62
CSE FIELD STAFF/OPS PS	11.160	6263	19,937,708.00	18,485,888.44	---	1,451,819.56
CSE FIELD STAFF/OPS E&E	11.160	6264	7,000,189.00	3,629,387.05	---	3,370,801.95
FAMILY SUPPORT ADMIN PS	11.055	6273	4,302,715.00	3,934,652.04	---	368,062.96
FAMILY SUPPORT ADMIN E&E	11.055	6274	4,082,727.00	4,000,744.06	---	81,982.94

**STATE OF MISSOURI  
SUMMARY OF APPROPRIATION ACTIVITY  
GENERAL FUND - FEDERAL FUNDS  
FOR THE APPROPRIATION YEAR 2009**

	H.B. No.	Appr. No.	Appropriations	Expenditures and Transfers Out	Reappropriations to 2010	Lapse of Appropriations
IM FIELD STAFF/OPS PS	11.060	6285	43,408,058.00	40,922,383.01	---	2,485,674.99
IM FIELD STAFF/OPS E&E	11.060	6286	1,422,080.00	1,414,597.94	---	7,482.06
FAMILY SUP STAFF TRNG	11.065	6291	164,239.00	155,811.26	---	8,427.74
CSE COUNTY REIMBURSEMENT	11.170	7548	13,292,625.00	13,292,625.00	---	---
DISTRIBUTION PASS THROUGH	11.175	7549	69,500,000.00	69,157,823.94	---	342,176.06
FOOD STAMP TRAINING	11.090	7658	9,294,560.00	9,283,509.56	---	11,050.44
HOMELESS CHALLENGE GRANT	11.125	8180	500,000.00	429,925.21	---	70,074.79
EMERGENCY SHELTER GRANTS	11.130	8467	1,340,000.00	1,199,102.38	---	140,897.62
FAMIS	11.080	9326	2,704,373.00	2,704,362.18	---	10.82
DOMESTIC VIOLENCE	11.145	9818	1,687,653.00	1,541,810.93	---	145,842.07
Federal Stimulus - Social Services Fund (2292)						
FOOD STAMP ADMIN	15.155	5646	3,240,639.00	1,910,866.76	---	1,329,772.24
HOMELESSNESS PREVENTION	15.160	5647	1,000,000.00	---	---	1,000,000.00
FOOD DISTRIBUTION PRGM	15.165	5648	491,616.00	---	---	491,616.00
CHILD SUPPORT ENFORCE	15.170	5649	4,234,364.00	4,234,364.00	---	---
<b>Children's Division</b>						
Third Party Liability Collections Fund (0120)						
CHILDREN'S ADMIN E&E	11.190	6300	163,323.00	50,000.00	---	113,323.00
Temporary Assistance for Needy Families Fund (0199)						
PURCHASE OF CHILD CARE	11.275	0180	8,071,331.00	8,071,331.00	---	---
CHILDREN'S TREATMENT SVS	11.210	1611	1,573,418.00	1,573,418.00	---	---
RESIDENTIAL TREATMENT SVS	11.220	1612	1,366,385.00	1,366,385.00	---	---
Social Services and Other Sources Fund (0610)						
RESIDENTIAL TREATMENT SVS	11.220	0034	11,489,012.00	10,780,034.30	---	708,977.70
CHILD ASSESSMENT CENTERS	11.250	0937	800,000.00	789,623.12	---	10,376.88
CASE MANAGEMENT CONTRACTS	11.225	1051	9,318,018.00	9,318,018.00	---	---
CHILDREN'S PROGRAM POOL	11.245	1736	6,773,261.00	6,081,165.42	---	692,095.58
IV-E AUTH JUVENILE COURT	11.260	1737	700,000.00	166,026.84	---	533,973.16
EDUC TRAINING VOUCHER	11.240	2359	1,050,000.00	1,050,000.00	---	---
PURCHASE OF CHILD CARE	11.275	3593	103,331,371.00	101,575,926.04	---	1,755,444.96
PSYCHIATRIC DIVERSION	11.255	3604	9,691,373.00	9,614,881.55	---	76,491.45
ADOPTION RESOURCE CENTERS	11.235	4359	100,000.00	100,000.00	---	---
FOSTER CARE	11.220	4858	12,115,014.00	6,780,563.45	---	5,334,450.55
ADOP/GUARDIANSHIP SUBSIDY	11.230	5702	23,289,411.00	22,639,214.29	---	650,196.71
CHILDREN'S ADMIN PS	11.190	6296	3,233,183.00	3,086,579.80	---	146,603.20
CHILDREN'S ADMIN E&E	11.190	6297	2,680,269.00	2,668,362.81	---	11,906.19

CHILD FIELD STAFF/OPS PS	11.195	6303	42,193,058.00	40,660,588.90	---	1,532,469.10
CHILD FIELD STAFF/OPS E&E	11.195	6304	3,794,631.00	3,646,571.44	---	148,059.56
CHILDREN'S STAFF TRNG	11.205	6308	384,041.00	370,888.00	---	13,153.00
CHILD ABUSE/NEGLECT GRANT	11.265	6375	188,316.00	103,000.18	---	85,315.82
TRANSITIONAL LIVING	11.240	6868	373,228.00	373,228.00	---	---
CHILD WELFARE ACCREDIT PS	11.200	6964	1,974,441.00	1,671,189.64	---	303,251.36
CHILD WELFARE ACCREDIT EE	11.200	6965	1,675,172.00	1,634,388.45	---	40,783.55
CHILDREN'S TREATMENT CPT	11.210	7069	1,130,000.00	368,953.06	---	761,046.94
INDEPENDENT LIVING	11.240	7560	3,000,000.00	2,738,022.91	---	261,977.09
CHILDREN'S TREATMENT SVS	11.210	9318	2,962,629.00	2,962,629.00	---	---

**Division of Youth Services**

Social Services and Other Sources Fund (0610)

DSS DYS OPERATIONAL M&R	18.015	0624	143,532.38	31,779.32	111,753.00	0.06
ADMIN SERVICES PS	11.280	2966	552,188.00	549,975.44	---	2,212.56
ADMIN SERVICES E&E	11.280	2968	116,132.00	115,677.20	---	454.80
YOUTH TREATMENT PRGM PS	11.285	2969	7,193,403.00	7,187,185.45	---	6,217.55
YOUTH TREATMENT PRGM E&E	11.285	2970	6,429,061.00	6,121,397.50	---	307,663.50

**MO Healthnet Division**

Pharmacy Rebates Fund (0114)

MO HLTHNET SUPP POOL	11.585	0798	1.00	---	---	1.00
PHARMACY	11.445	1394	97,706,121.00	95,858,777.03	---	1,847,343.97
MO HEALTHNET ADMIN PS	11.400	2382	18,866.00	2,287.75	---	16,578.25
MO HEALTHNET ADMIN E&E	11.400	2383	5,110.00	---	---	5,110.00
CHILDREN'S HLTH INS PRGM	11.535	2870	225,430.00	144,290.02	---	81,139.98

Third Party Liability Collections Fund (0120)

MO HLTHNET SUPP POOL	11.585	0238	7,571,156.00	6,371,156.00	---	1,200,000.00
MO HEALTHNET ADMIN PS	11.400	1387	353,716.00	330,820.63	---	22,895.37
MO HEALTHNET ADMIN E&E	11.400	1388	495,188.00	495,188.00	---	---
TPL CONTRACTS	11.430	1393	3,000,000.00	1,218,651.88	---	1,781,348.12
CLINICAL SRVC MGMT	11.415	6904	924,911.00	924,911.00	---	---
NURSING FACILITIES	11.475	6953	2,592,981.00	1,471,618.37	---	1,121,362.63
PHARMACY	11.445	6995	5,271,334.00	600,555.45	---	4,670,778.55
PHYSICIANS	11.460	6996	1,906,107.00	1,906,107.00	---	---
HOSPITAL CARE	11.505	6997	1,062,735.00	1,031,511.62	---	31,223.38

Title XIX Fund (0163)

WOMEN'S HLTH SRV UNINSURD	11.530	0236	1.00	---	---	1.00
MANAGED CARE	11.490	1784	701,690,242.00	701,690,242.00	---	---
HOME HEALTH-PACE	11.475	1798	7,761,339.00	7,194,690.68	---	566,648.32
PHARMACY	11.445	2526	495,949,949.00	433,528,793.81	---	62,421,155.19
WOMEN'S HEALTH SRVC	11.530	2530	11,512,177.00	2,885,866.31	---	8,626,310.69
MHN PARTICIPANT CASE MGMT	11.440	2676	19,891,360.00	9,218,772.00	---	10,672,588.00
CHILDREN'S HLTH INS PRGM	11.535	2867	136,877,562.00	96,276,425.03	---	40,601,136.97
WHEELCHAIR BATTERIES&ACC	11.485	3056	3,475,634.00	3,475,634.00	---	---
NEMT-OTHER DEPARTMENTS	11.485	3453	6,460,100.00	4,155,682.42	---	2,304,417.58



**STATE OF MISSOURI  
SUMMARY OF APPROPRIATION ACTIVITY  
GENERAL FUND - FEDERAL FUNDS  
FOR THE APPROPRIATION YEAR 2009**

	H.B. No.	Appr. No.	Appropriations	Expenditures and Transfers Out	Reappropriations to 2010	Lapse of Appropriations
RURAL HEALTH CLINICS	11.520	4376	872,859.00	67,998.17	---	804,860.83
CPE SAFETY NET HOSPITALS	14.218	5183	118,030,850.00	118,030,816.64	---	33.36
NON-EMERGENCY TRANSPORT	11.485	5929	21,575,982.00	18,800,770.98	---	2,775,211.02
DESE SERVICES	11.575	6226	33,299,954.00	22,128,676.41	---	11,171,277.59
HOSPITAL CARE	11.505	6471	405,037,628.00	405,037,602.57	---	25.43
NURSING FACILITIES	11.475	6473	382,526,756.00	366,089,395.52	---	16,437,360.48
TIER 1 SFTY NET HOSPITALS	11.510	6660	8,000,000.00	3,452,456.97	---	4,547,543.03
MONITORING PROGRAM	11.505	6739	200,000.00	200,000.00	---	---
TRAUMA CENTERS	11.505	6743	30,000,000.00	---	---	30,000,000.00
PAGER PILOT	11.505	6745	215,000.00	214,386.00	---	614.00
PHARMACY MED D-CLAWBACK	11.445	7239	1.00	---	---	1.00
PHYSICIANS	11.460	8197	315,391,448.00	315,386,300.04	---	5,147.96
DENTAL	11.465	8199	8,332,660.00	8,332,660.00	---	---
PREMIUM PAYMENTS	11.470	8201	94,501,846.00	94,501,129.75	---	716.25
REHAB & SPECIALTY SVS	11.485	8205	127,265,931.00	127,265,755.05	---	175.95
MO HLTHNET SUPP POOL	11.585	9331	35,776,193.00	32,845,841.67	---	2,930,351.33
Social Services and Other Sources Fund (0610)						
MO HEALTHNET ADMIN E&E	11.400	0215	4,087,452.00	3,665,438.34	---	422,013.66
WOMEN & MINORITY OUTREACH	11.420	1391	568,625.00	568,625.00	---	---
TPL CONTRACTS	11.430	1392	3,000,000.00	1,218,651.92	---	1,781,348.08
INFORMATION SYSTEMS	11.435	1439	19,851,039.00	19,851,039.00	---	---
HOSPITAL CARE	11.505	2689	200,000.00	200,000.00	---	---
HEALTHCARE TECHNOLOGY	11.405	2911	2,500,000.00	---	---	2,500,000.00
MC+ ENROLLMENT	11.440	3716	2,067,613.00	2,067,613.00	---	---
INFO SYS MMIS EE	11.435	4192	34,940,000.00	9,003,564.97	---	25,936,435.03
MOHLTHNET REV MAX UNIT PS	11.425	5048	92,019.00	84,475.21	---	7,543.79
MOHLTHNET REV MAX UNIT EE	11.425	5049	8,114.00	8,114.00	---	---
MO HEALTHNET ADMIN PS	11.400	6378	5,492,533.00	5,303,350.86	---	189,182.14
CLINICAL SRVC MGMT	11.415	6767	7,965,288.00	7,886,392.00	---	78,896.00
Federal Budget Stabilization - Medicaid Reimbursement Fund (2000)						
DMH FMAP ADJUSTMENT	15.175	5656	2,392,359.00	1,123,776.00	---	1,268,583.00
DESE FMAP ADJUSTMENT	15.180	5657	140,266.00	---	---	140,266.00
DSS FMAP ADJUSTMENT	15.185	5659	6,007,226.00	4,693,774.00	---	1,313,452.00
<b><u>DEPARTMENT OF CORRECTIONS</u></b>						
Corrections Fund (0130)						
FEDERAL PROGRAMS PS	09.010	8102	2,595,487.00	1,867,696.48	---	727,790.52
FEDERAL PROGRAMS EE	09.010	8103	3,896,507.00	2,722,793.34	---	1,173,713.66

**Division of Human Services**

Corrections Fund (0130)							
FOOD PURCHASES	09.040	4287	450,000.00	173,154.58	---	---	276,845.42

**Division of Offender Rehabilitative Services**

Corrections Fund (0130)							
MEDICAL SERVICES E&E	09.195	2779	1.00	---	---	---	1.00

**Division of Adult Institutions**

Corrections Fund (0130)							
DOC STATEWIDE FEDERAL	17.235	1077	945,275.75	557,967.42	---	---	387,308.33
NECC NEW JUVENILE UNIT	17.230	6440	596,204.72	172,946.02	---	---	423,258.70

**Division of Probation and Parole**

Corrections Fund (0130)							
DOC COMN SUPERVISION CTRS	16.075	4171	1,691,927.00	1,691,927.00	---	---	---
COMM SUPERVISION CTRS	17.225	6437	4,076,283.05	2,547,211.06	---	---	1,529,071.99
			<hr/>	<hr/>	<hr/>	<hr/>	<hr/>
Subtotals			7,208,007,468.84	6,287,010,045.59	80,471,484.00	---	840,525,939.25

**Appropriated Transfers Out To:**

Access MO Financial Assistance Fund (0791)	03.040	T026	1,262,806.00	1,262,806.00	---	---	---
General Revenue Fund (0101)	10.070	T047	850,000.00	850,000.00	---	---	---
OA Information Technology Fund (0165)	06.425	T112	2,788,018.00	2,653,020.33	---	---	134,997.67
Missouri Consolidated Health Care Plan Benefit Fund (0765)	05.505	T130	8,032,476.00	5,998,100.58	---	---	2,034,375.42
Missouri Consolidated Health Care Plan Benefit Fund (0765)	05.505	T131	19,591.00	18,753.76	---	---	837.24
State Road Fund (0320)	14.235	T162	125,000,000.00	17,965,951.98	---	---	107,034,048.02
Transportation - Highway Safety Fund (0149)	14.240	T163	7,000,000.00	---	---	---	7,000,000.00
Transportation - Highway Safety Fund (0149)	14.245	T164	2,000,000.00	---	---	---	2,000,000.00
Transportation - Highway Safety Fund (0149)	14.250	T165	2,500,000.00	---	---	---	2,500,000.00
Social Security Contributions Fund (0702)	15.030	T170	170,624.00	3,314.92	---	---	167,309.08
State Retirement Contributions Fund (0701)	15.040	T172	279,744.00	5,922.24	---	---	273,821.76
Missouri Consolidated Health Care Plan Benefit Fund (0765)	15.050	T173	310,558.00	7,609.67	---	---	302,948.33
Labor and Industrial Relations Administrative Fund (0122)	15.115	T180	217,179.00	---	---	---	217,179.00
Labor and Industrial Relations Administrative Fund (0122)	15.120	T181	57,386.00	---	---	---	57,386.00
General Revenue Fund (0101)	05.540	T284	2,817,086.00	1,896,104.28	---	---	920,981.72
General Revenue Fund (0101)	05.540	T285	5,199.00	606.85	---	---	4,592.15
Social Security Contributions Fund (0702)	05.450	T292	29,437,412.00	24,523,942.80	---	---	4,913,469.20
Social Security Contributions Fund (0702)	05.450	T293	84,153.00	75,777.76	---	---	8,375.24
State Retirement Contributions Fund (0701)	05.465	T296	52,326,491.00	43,951,263.53	---	---	8,375,227.47
State Retirement Contributions Fund (0701)	05.465	T297	160,022.00	137,130.89	---	---	22,891.11

**STATE OF MISSOURI  
SUMMARY OF APPROPRIATION ACTIVITY  
GENERAL FUND - FEDERAL FUNDS  
FOR THE APPROPRIATION YEAR 2009**

	H.B. No.	Appr. No.	Appropriations	Expenditures and Transfers Out	Reappropriations to 2010	Lapse of Appropriations
Missouri State Employees' Deferred Compensation Incentive Plan Administration Administration Fund (0706)	05.480	T299	3,145,023.00	2,562,653.11	---	582,369.89
Missouri State Employees' Deferred Compensation Incentive Plan Administration Fund (0706)	05.480	T300	7,212.00	7,071.36	---	140.64
Missouri Consolidated Health Care Plan Benefit Fund (0765)	05.505	T303	73,755,626.00	64,952,766.47	---	8,802,859.53
Missouri Consolidated Health Care Plan Benefit Fund (0765)	05.505	T304	215,109.00	209,934.27	---	5,174.73
Economic Development Administrative Fund (0547)	07.010	T344	973,129.00	967,552.23	---	5,576.77
Missouri Office of Prosecution Services Fund (0680)	12.220	T465	100,000.00	---	---	100,000.00
Labor and Industrial Relations Administrative Fund (0122)	07.805	T471	5,656,841.00	2,062,913.00	---	3,593,928.00
Job Development and Training Fund (0155)	11.180	T490	1,971,614.00	1,806,768.00	---	164,846.00
Hero at Home Fund (0995)	07.140	T517	350,000.00	7,042.21	---	342,957.79
General Revenue Fund (0101)	05.260	T541	23,673.00	23,671.65	---	1.35
Vocational Rehabilitation Fund (0104)	05.260	T541	5,157.00	5,156.44	---	0.56
Federal Drug Seizure Fund (0194)	05.260	T541	9,650.00	9,649.77	---	0.23
General Revenue Fund (0101)	05.265	T542	251,812,467.00	251,812,466.29	---	0.71
Corrections Fund (0130)	05.265	T542	40.00	39.48	---	0.52
Federal Budget Stabilization - Medicaid Reimbursement Fund (2000)	05.265	T542	19,017,341.00	19,017,340.12	---	0.88
General Revenue Fund (0101)	10.080	T563	700,000.00	700,000.00	---	---
Budget Reserve Fund (0100)	05.245	T567	7,628,188.00	7,628,188.00	---	---
Budget Reserve Fund (0100)	05.250	T568	2,699.00	2,696.88	---	2.12
OA Information Technology Fund (0165)	10.015	T640	64,271.00	64,270.31	---	0.69
General Revenue Fund (0101)	05.275	T652	307,331.00	76,833.00	---	230,498.00
General Revenue Fund (0101)	05.275	T653	147,234.00	147,234.00	---	---
General Revenue Fund (0101)	05.275	T657	179.00	179.00	---	---
Labor and Industrial Relations Administrative Fund (0122)	07.810	T890	54,978.00	31,799.00	---	23,179.00
Labor and Industrial Relations Administrative Fund (0122)	07.810	T891	2,345,515.00	2,345,515.00	---	---
General Revenue Fund (0101)	10.075	T906	37,304,309.00	33,157,048.00	---	4,147,261.00
Subtotals			640,916,331.00	486,949,093.18	---	153,967,237.82
Totals			<u>\$ 7,848,923,799.84</u>	<u>\$ 6,773,959,138.77</u>	<u>\$ 80,471,484.00</u>	<u>\$ 994,493,177.07</u>

**STATE OF MISSOURI  
SUMMARY OF APPROPRIATION ACTIVITY  
SPECIAL REVENUE FUNDS  
FOR THE APPROPRIATION YEAR 2009**

	H.B. No.	Appr. No.	Appropriations	Expenditures and Transfers Out	Reappropriations to 2010	Lapse of Appropriations
<b><u>LEGISLATURE</u></b>						
<b><u>Committee on Legislative Research</u></b>						
Statutory Revision Fund (0546)						
LEG RES-PUBLISH STATUTES	12.520	3035	\$ 207,255.00	\$ 178,929.81	\$ ---	\$ 28,325.19
<b><u>JUDICIARY</u></b>						
Judiciary Education and Training Fund (0847)						
JUDICIARY LEASING	13.140	6085	146,060.00	118,582.41	---	27,477.59
<b><u>Judicial Proceedings and Review</u></b>						
Legal Services for Low-Income People Fund (0735)						
LOW-INCOME LEGAL SERVICES	12.300	3135	225,389.00	---	---	225,389.00
Basic Civil Legal Services Fund (0757)						
BASIC LEGAL SERVICES PS	12.300	7273	51,968.00	47,892.76	---	4,075.24
BASIC LEGAL SERVICES E&E	12.300	7274	10,266.00	---	---	10,266.00
BASIC LEGAL SERVICES	12.300	7518	4,100,000.00	3,975,783.84	---	124,216.16
<b><u>Office of State Courts Administrator</u></b>						
Statewide Court Automation Fund (0270)						
COURT AUTOMATION PS	12.315	0735	1,561,021.00	1,551,592.45	---	9,428.55
COURT AUTOMATION E&E	12.315	3137	4,029,432.00	3,885,458.18	---	143,973.82
Crime Victims' Compensation Fund (0681)						
ICM SUPPORT E&E	12.305	7087	887,200.00	887,200.00	---	---
Basic Civil Legal Services Fund (0757)						
BASIC LEGAL SERV CIP-PS	12.310	6845	30,942.00	27,171.00	---	3,771.00
BASIC LEGAL SERV CIP-EE	12.310	6846	300.00	300.00	---	---
State Court Administration Revolving Fund (0831)						
STATE COURTS ADMIN E&E	12.305	3031	30,000.00	28,613.99	---	1,386.01
Judiciary Education and Training Fund (0847)						
JUDICIAL TRNG & ED PS	12.325	4186	618,477.00	476,636.95	---	141,840.05
JUDICIAL TRNG & ED E&E	12.325	4187	1,033,445.00	472,479.24	---	560,965.76

**Circuit Courts**

Missouri CASA Fund (0590)							
CASA PROGRAMS	12.350	5196	100,000.00	83,031.80	---	16,968.20	
State Court Administration Revolving Fund (0831)							
CIRCUIT PERSONNEL E&E	12.345	6239	200,000.00	114,571.76	---	85,428.24	
Domestic Relations Resolution Fund (0852)							
DOMESTIC RELATIONS	12.350	4618	300,000.00	217,654.42	---	82,345.58	

**Drug Court Coord Commission**

Drug Court Resources Fund (0733)						
DRUG COURTS E&E	12.360	5197	5,678,909.00	5,379,964.26	---	298,944.74
DRUG COURTS PS	12.360	5902	238,445.00	145,771.86	---	92,673.14

**Legal Defense and Defender**

Legal Defense and Defender Fund (0670)						
PUBLIC DEFENDER COMM PS	12.400	0951	129,507.00	83,343.18	---	46,163.82
PUBLIC DEFENDER COMM	12.400	7673	2,850,756.00	1,602,691.59	---	1,248,064.41

**EXECUTIVE****Secretary of State**

Secretary of State's Technology Trust Fund						
Account Fund (0266)						
SEC OF STATE STATE OWNED	13.120	2793	7,801.00	7,417.60	---	383.40
Local Records Preservation Fund (0577)						
SEC OF STATE STATE OWNED	13.120	2794	20,348.00	19,361.48	---	986.52
Investor Education and Protection Fund (0829)						
SEC OF STATE STATE OWNED	13.120	2795	15,395.00	14,661.80	---	733.20

**Record Services**

Local Records Preservation Fund (0577)						
SEC OF STATE PS	12.035	9491	1,042,516.00	775,403.51	---	267,112.49
SEC OF STATE E&E	12.035	9492	523,149.00	120,028.78	---	403,120.22
LOCAL RECORDS GRANTS	12.105	9835	400,000.00	180,401.28	---	219,598.72
Missouri State Archives - St. Louis Trust						
Fund (0770)						
DOCUMENT PRESERVATION	12.110	0781	1.00	---	---	1.00
State Document Preservation Fund (0836)						
DOCUMENT PRESERVATION E&E	12.110	3994	189,260.00	7,237.22	---	182,022.78

**Securities**

Investors Restitution Fund (0741)						
INVESTORS' RESTITUTION	12.055	5925	2,094,200.00	2,093,390.41	---	809.59
Investor Education and Protection Fund (0829)						
SEC OF STATE PS	12.035	5532	400,302.00	372,581.18	---	27,720.82
SEC OF STATE E&E	12.035	5533	360,364.00	311,732.63	---	48,631.37

**STATE OF MISSOURI  
SUMMARY OF APPROPRIATION ACTIVITY  
SPECIAL REVENUE FUNDS  
FOR THE APPROPRIATION YEAR 2009**

	H.B. No.	Appr. No.	Appropriations	Expenditures and Transfers Out	Reappropriations to 2010	Lapse of Appropriations
<b><u>Information Technology Services</u></b>						
Secretary of State's Technology Trust Fund Account Fund (0266)						
SEC OF STATE PS	12.035	2221	246,009.00	196,343.84	---	49,665.16
SEC OF STATE E&E	12.035	2222	3,280,559.00	2,256,066.26	---	1,024,492.74
<b><u>Library Services</u></b>						
Library Networking Fund (0822)						
LIBRARY NETWORKING FUND	12.135	4200	2,250,001.00	881,323.88	---	1,368,677.12
<b><u>Wolfner State Library</u></b>						
Wolfner State Library Fund (0928)						
SEC OF STATE E&E	12.035	4195	206,500.00	121,666.44	---	84,833.56
<b><u>State Auditor</u></b>						
Conservation Commission Fund (0609)						
STATE AUDITOR PS	12.145	2209	43,040.00	43,039.98	---	0.02
STATE AUDITOR E&E	12.145	2211	2,611.00	2,610.55	---	0.45
Parks Sales Tax Fund (0613)						
STATE AUDITOR PS	12.145	0059	21,496.00	21,495.97	---	0.03
Soil and Water Sales Tax Fund (0614)						
STATE AUDITOR PS	12.145	0060	20,728.00	20,727.89	---	0.11
Petition Audit Revolving Trust Fund (0648)						
STATE AUDITOR PS	12.145	8486	812,734.00	689,722.99	---	123,011.01
STATE AUDITOR E&E	12.145	8487	31,616.00	28,988.52	---	2,627.48
<b><u>State Treasurer</u></b>						
Treasurer's Information Fund (0255)						
TREASURER'S INFO FUND	12.150	0747	8,000.00	1,674.30	---	6,325.70
Workers' Compensation - Second Injury Fund (0653)						
STATE TREASURER PS	12.150	4009	41,789.00	41,788.89	---	0.11
STATE TREASURER E&E	12.150	4010	3,280.00	3,280.00	---	---
<b><u>Attorney General</u></b>						
Gaming Commission Fund (0286)						
ATTORNEY GENERAL PS	12.200	2314	116,330.00	116,330.00	---	---
ATTORNEY GENERAL ST OWNED	13.130	2674	5,236.00	4,983.40	---	252.60
ATTORNEY GENERAL E&E	12.200	3333	23,699.00	23,699.00	---	---

Natural Resources Protection - Water Pollution							
Permit Fee Subaccount Fund (0568)							
ATTORNEY GENERAL PS	12.200	1521	36,612.00	36,612.00	---	---	
ATTORNEY GENERAL E&E	12.200	1522	4,715.00	4,715.00	---	---	
ATTORNEY GENERAL ST OWNED	13.130	3729	10,419.00	9,919.24	---	---	499.76
Solid Waste Management Fund (0570)							
ATTORNEY GENERAL PS	12.200	1523	36,612.00	36,612.00	---	---	
ATTORNEY GENERAL E&E	12.200	1524	5,215.00	5,215.00	---	---	
Motor Vehicle Commission Fund (0588)							
ATTORNEY GENERAL ST OWNED	13.130	3730	2,617.00	2,492.20	---	---	124.80
ATTORNEY GENERAL PS	12.200	9618	49,467.00	49,467.00	---	---	
Health Spa Regulatory Fund (0589)							
ATTORNEY GENERAL E&E	12.200	0806	5,000.00	5,000.00	---	---	
Natural Resources Protection - Air Pollution							
Permit Fee Subaccount Fund (0594)							
ATTORNEY GENERAL PS	12.200	1525	36,587.00	36,587.00	---	---	
ATTORNEY GENERAL E&E	12.200	1526	4,715.00	4,715.00	---	---	
Soil and Water Sales Tax Fund (0614)							
ATTORNEY GENERAL PS	12.200	1527	12,197.00	12,197.00	---	---	
ATTORNEY GENERAL E&E	12.200	1528	2,267.00	2,267.00	---	---	
Merchandising Practices Revolving Fund (0631)							
ATTORNEY GENERAL PS	12.200	1529	697,136.00	696,769.23	---	---	366.77
ATTORNEY GENERAL E&E	12.200	2315	1,869,026.00	943,645.30	---	---	925,380.70
ATTORNEY GENERAL ST OWNED	13.130	2675	11,849.00	11,267.36	---	---	581.64
ATTORNEY GENERAL	13.130	3187	2,694.00	675.88	---	---	2,018.12
Workers' Compensation Fund (0652)							
ATTORNEY GENERAL PS	12.200	2316	346,640.00	346,639.55	---	---	0.45
ATTORNEY GENERAL ST OWNED	13.130	2677	15,117.00	14,389.00	---	---	728.00
ATTORNEY GENERAL	13.130	3188	106,347.00	106,232.04	---	---	114.96
ATTORNEY GENERAL E&E	12.200	7588	121,461.00	9,597.26	---	---	111,863.74
Workers' Compensation - Second Injury Fund (0653)							
ATTORNEY GENERAL ST OWNED	13.130	2680	40,931.00	38,899.16	---	---	2,031.84
ATTORNEY GENERAL	13.130	3189	106,347.00	105,058.33	---	---	1,288.67
ATTORNEY GENERAL PS	12.200	4011	1,884,257.00	1,884,256.04	---	---	0.96
ATTORNEY GENERAL E&E	12.200	4012	960,514.00	830,250.40	---	---	130,263.60
Hazardous Waste Fund (0676)							
ATTORNEY GENERAL PS	12.200	1556	283,601.00	283,601.00	---	---	
ATTORNEY GENERAL E&E	12.200	1557	14,880.00	14,880.00	---	---	
ATTORNEY GENERAL	13.130	2005	6,517.00	5,774.00	---	---	743.00
ATTORNEY GENERAL ST OWNED	13.130	3670	15,905.00	15,142.80	---	---	762.20
Safe Drinking Water Fund (0679)							
ATTORNEY GENERAL PS	12.200	1558	12,224.00	12,224.00	---	---	
ATTORNEY GENERAL E&E	12.200	1559	2,265.00	2,265.00	---	---	

**STATE OF MISSOURI  
SUMMARY OF APPROPRIATION ACTIVITY  
SPECIAL REVENUE FUNDS  
FOR THE APPROPRIATION YEAR 2009**

	<u>H.B. No.</u>	<u>Appr. No.</u>	<u>Appropriations</u>	<u>Expenditures and Transfers Out</u>	<u>Reappropriations to 2010</u>	<u>Lapse of Appropriations</u>
Missouri Office of Prosecution Services Fund (0680)						
ATTORNEY GENERAL	13.130	2022	31,472.00	30,140.64	---	1,331.36
Attorney General Trust Fund (0794)						
ATY GENERAL TRUST E&E	12.225	7053	450,017.00	449,993.37	---	23.63
Inmate Incarceration Reimbursement Act Revolving Fund (0828)						
ATTORNEY GENERAL ST OWNED	13.130	3731	7,953.00	7,571.84	---	381.16
ATTORNEY GENERAL E&E	12.200	4183	45,640.00	35,858.41	---	9,781.59
ATTORNEY GENERAL PS	12.200	4204	91,944.00	85,435.70	---	6,508.30
Mined Land Reclamation Fund (0906)						
ATTORNEY GENERAL PS	12.200	1560	12,197.00	12,197.00	---	---
ATTORNEY GENERAL E&E	12.200	1561	2,262.00	2,261.91	---	0.09
<b><u>Missouri Office of Prosecution Services</u></b>						
Missouri Office of Prosecution Services Fund (0680)						
OFFICE OF PROS SVS PS	12.215	7337	290,015.00	225,105.85	---	64,909.15
OFFICE OF PROS SVS E&E	12.215	7338	1,730,426.00	760,481.85	---	969,944.15
Missouri Office of Prosecution Services Revolving Fund (0844)						
OFFICE OF PROS SVS E&E	12.215	4106	150,000.00	76,119.50	---	73,880.50
<b><u>OFFICE OF ADMINISTRATION</u></b>						
Children's Trust Fund (0694)						
OA STATE OWNED	13.025	2623	17,748.00	17,748.00	---	---
<b><u>Division of Accounting</u></b>						
Missouri Arts Council Trust Fund (0262)						
UNEMPLOYMENT BENEFITS	05.495	0789	4,552.00	---	---	4,552.00
Missouri Air Emission Reduction Fund (0267)						
UNEMPLOYMENT BENEFITS	05.495	7429	141.00	---	---	141.00
Nursing Facility Quality of Care Fund (0271)						
UNEMPLOYMENT BENEFITS	05.495	6341	1,821.00	1,079.48	---	741.52
Division of Tourism Supplemental Revenue Fund (0274)						
UNEMPLOYMENT BENEFITS	05.495	6971	3,804.00	2,580.03	---	1,223.97



Health Initiatives Fund (0275)							
UNEMPLOYMENT BENEFITS	05.495	5990	2,279.00	2,277.97	---	1.03	
TEACHER RETIREMENT CONTR	05.475	6105	5,000.00	36.16	---	4,963.84	
Gaming Commission Fund (0286)							
UNEMPLOYMENT BENEFITS	05.495	6671	2,304.00	---	---	2,304.00	
Missouri Public Health Services Fund (0298)							
UNEMPLOYMENT BENEFITS	05.495	2310	2,118.00	2,116.92	---	1.08	
Commodity Council Merchandising Fund (0406)							
UNEMPLOYMENT BENEFITS	05.495	7029	2.00	---	---	2.00	
Division of Credit Unions Fund (0548)							
UNEMPLOYMENT BENEFITS	05.495	6001	23.00	---	---	23.00	
Division of Finance Fund (0550)							
UNEMPLOYMENT BENEFITS	05.495	7078	7,903.00	---	---	7,903.00	
Insurance Examiners Fund (0552)							
UNEMPLOYMENT BENEFITS	05.495	6674	8,202.00	8,196.24	---	5.76	
Professional and Practical Nursing Fund (0565)							
UNEMPLOYMENT BENEFITS	05.495	4489	48.00	46.98	---	1.02	
Insurance Dedicated Fund (0566)							
UNEMPLOYMENT BENEFITS	05.495	6002	16,184.00	6,999.00	---	9,185.00	
Natural Resources Protection - Water Pollution Permit Fee Subaccount Fund (0568)							
UNEMPLOYMENT BENEFITS	05.495	6797	9,485.00	143.00	---	9,342.00	
Solid Waste Management Fund (0570)							
UNEMPLOYMENT BENEFITS	05.495	6675	3,251.00	3,250.80	---	0.20	
Metallic Minerals Waste Management Fund (0575)							
UNEMPLOYMENT BENEFITS	05.495	6716	320.00	320.00	---	---	
Natural Resources Protection - Air Pollution Asbestos Fee Subaccount Fund (0584)							
UNEMPLOYMENT BENEFITS	05.495	7431	40.00	---	---	40.00	
Underground Storage Tank Regulation Program Fund (0586)							
UNEMPLOYMENT BENEFITS	05.495	6717	416.00	416.00	---	---	
Motor Vehicle Commission Fund (0588)							
UNEMPLOYMENT BENEFITS	05.495	6718	63.00	62.31	---	0.69	
Natural Resources Protection - Air Pollution Permit Fee Subaccount Fund (0594)							
UNEMPLOYMENT BENEFITS	05.495	6154	1,593.00	---	---	1,593.00	
Public Service Commission Fund (0607)							
UNEMPLOYMENT BENEFITS	05.495	6343	11,620.00	2,974.16	---	8,645.84	
Conservation Commission Fund (0609)							
UNEMPLOYMENT BENEFITS	05.495	2240	186,454.00	94,369.83	---	92,084.17	
COBRA REIMBURSE EXPD	15.020	5553	40,000.00	---	---	40,000.00	
Parks Sales Tax Fund (0613)							
UNEMPLOYMENT BENEFITS	05.495	6237	162,419.00	109,442.49	---	52,976.51	
Soil and Water Sales Tax Fund (0614)							
UNEMPLOYMENT BENEFITS	05.495	6238	7,619.00	606.67	---	7,012.33	

**STATE OF MISSOURI  
SUMMARY OF APPROPRIATION ACTIVITY  
SPECIAL REVENUE FUNDS  
FOR THE APPROPRIATION YEAR 2009**

	H.B. No.	Appr. No.	Appropriations	Expenditures and Transfers Out	Reappropriations to 2010	Lapse of Appropriations
State School Money Fund (0616)						
TEACHER RETIREMENT CONTR	05.475	3014	38,460.00	---	---	38,460.00
Social Services Educational Improvement Fund (0620)						
TEACHER RETIREMENT CONTR	05.475	3440	27,100.00	796.24	---	26,303.76
UNEMPLOYMENT BENEFITS	05.495	6003	15,428.00	15,426.96	---	1.04
Blind Pension Fund (0621)						
UNEMPLOYMENT BENEFITS	05.495	6344	480.00	478.27	---	1.73
Healthy Families Trust Fund (0625)						
UNEMPLOYMENT BENEFITS	05.495	3718	168.00	---	---	168.00
Board of Nursing Fund (0635)						
UNEMPLOYMENT BENEFITS	05.495	6799	1,722.00	---	---	1,722.00
Missouri Real Estate Commission Fund (0638)						
UNEMPLOYMENT BENEFITS	05.495	0790	7,863.00	---	---	7,863.00
State Highways and Transportation Hft-Tobacco Prevention Account Fund (0643)						
UNEMPLOYMENT BENEFITS	05.495	6897	7.00	---	---	7.00
State Highways and Transportation Department Fund (0644)						
HWY PATROL UNEMPLOY	05.500	6365	169,942.00	21,102.57	---	148,839.43
Grain Inspection Fees Fund (0647)						
UNEMPLOYMENT BENEFITS	05.495	6004	10,627.00	8,959.67	---	1,667.33
Workers' Compensation Fund (0652)						
UNEMPLOYMENT BENEFITS	05.495	6005	14,089.00	14,087.91	---	1.09
Workers' Compensation - Second Injury Fund (0653)						
UNEMPLOYMENT BENEFITS	05.495	6346	5,004.00	1,195.86	---	3,808.14
Petroleum Inspection Fund (0662)						
UNEMPLOYMENT BENEFITS	05.495	3763	1,061.00	1,059.75	---	1.25
Hazardous Waste Fund (0676)						
UNEMPLOYMENT BENEFITS	05.495	6151	6.00	---	---	6.00
Safe Drinking Water Fund (0679)						
UNEMPLOYMENT BENEFITS	05.495	7080	10,097.00	---	---	10,097.00
Crime Victims' Compensation Fund (0681)						
UNEMPLOYMENT BENEFITS	05.495	7513	391.00	---	---	391.00
Coal Mine Land Reclamation Fund (0684)						
UNEMPLOYMENT BENEFITS	05.495	6719	480.00	480.00	---	---
Children's Trust Fund (0694)						
UNEMPLOYMENT BENEFITS	05.495	7514	146.00	---	---	146.00

Missouri Rx Plan Fund (0779)							
UNEMPLOYMENT BENEFITS	05.495	3012	6,109.00	---	---	---	6,109.00
Early Childhood Development, Education and Care Fund (0859)							
UNEMPLOYMENT BENEFITS	05.495	4268	47.00	46.65	---	---	0.35
Guaranty Agency Operating Fund (0880)							
UNEMPLOYMENT BENEFITS	05.495	6357	140.00	139.72	---	---	0.28
Mined Land Reclamation Fund (0906)							
UNEMPLOYMENT BENEFITS	05.495	6720	1,040.00	1,040.00	---	---	---
Special Employment Security - Bond Proceeds Fund (0947)							
BUFF ARB/FEES EXPENSES	05.190	7318	1.00	---	---	---	1.00
Special Employment Security Fund (0949)							
BUFF ARB/FEES EXPENSES	05.190	7516	1.00	---	---	---	1.00
<b><u>Information Technology Services Division</u></b>							
Health Care Technology Fund (0170)							
DHSS IT CNSL LIMS PS	05.025	3150	63,000.00	62,983.17	---	---	16.83
DHSS IT CONSOLIDATION E&E	05.025	4230	407,307.00	335,106.17	---	---	72,200.83
DHSS IT CNSL LIMS E&E	05.025	4234	787,000.00	472,825.35	---	---	314,174.65
Elevator Safety Fund (0257)							
DPS IT CONSOLIDATION E&E	05.025	1296	9,215.00	9,204.03	---	---	10.97
Missouri Arts Council Trust Fund (0262)							
DED IT CONSOLIDATION E&E	05.025	1297	23,060.00	6,185.76	---	---	16,874.24
Missouri Commission for the Deaf Board of Certification of Interpreters Fund (0264)							
DESE IT CONSOLIDATION E&E	05.025	1298	8,000.00	7,672.86	---	---	327.14
Nursing Facility Quality of Care Fund (0271)							
DHSS IT CONSOLIDATION PS	05.025	1301	416,162.00	307,962.25	---	---	108,199.75
DHSS IT CONSOLIDATION E&E	05.025	1302	104,048.00	49,575.56	---	---	54,472.44
Division of Tourism Supplemental Revenue Fund (0274)							
DED IT CONSOLIDATION E&E	05.025	1303	55,704.00	19,729.81	---	---	35,974.19
Health Initiatives Fund (0275)							
DSS IT CONSOLIDATION PS	05.025	1306	5,494.00	5,328.40	---	---	165.60
DHSS IT CONSOLIDATION E&E	05.025	1308	2,000.00	1,808.00	---	---	192.00
DSS IT CONSOLIDATION EE	05.025	2227	67.00	65.00	---	---	2.00
Health Access Incentive Fund (0276)							
DHSS IT CONSOLIDATION E&E	05.025	1309	15,700.00	8,518.02	---	---	7,181.98
Lottery Proceeds Fund (0291)							
DESE IT CONSOLIDATION E&E	05.025	1313	113,480.00	109,919.67	---	---	3,560.33
Animal Health Laboratory Fee Fund (0292)							
MDA IT CONSOLIDATION PS	05.025	1314	5,390.00	5,390.00	---	---	---
MDA IT CONSOLIDATION E&E	05.025	1315	5,936.00	5,851.92	---	---	84.08
Mammography Fund (0293)							
DHSS IT CONSOLIDATION E&E	05.025	1327	4,640.00	3,602.16	---	---	1,037.84

**STATE OF MISSOURI  
SUMMARY OF APPROPRIATION ACTIVITY  
SPECIAL REVENUE FUNDS  
FOR THE APPROPRIATION YEAR 2009**

	H.B. No.	Appr. No.	Appropriations	Expenditures and Transfers Out	Reappropriations to 2010	Lapse of Appropriations
Animal Care Reserve Fund (0295)						
MDA IT CONSOLIDATION PS	05.025	1331	7,013.00	7,013.00	---	---
MDA IT CONSOLIDATION E&E	05.025	1332	9,403.00	7,523.09	---	1,879.91
Elderly Home-Delivered Meals Trust Fund (0296)						
DOR IT CONSOLIDATION E&E	05.025	2912	10,970.00	10,970.00	---	---
Missouri Public Health Services Fund (0298)						
DHSS IT CONSOLIDATION E&E	05.025	1333	351,493.00	258,224.76	---	93,268.24
DHSS IT CONSOLIDATION PS	05.025	2234	31,420.00	16,080.53	---	15,339.47
Livestock Brands Fund (0299)						
MDA IT CONSOLIDATION PS	05.025	1334	232.00	---	---	232.00
MDA IT CONSOLIDATION E&E	05.025	1337	3,010.00	2,324.88	---	685.12
Commodity Council Merchandising Fund (0406)						
MDA IT CONSOLIDATION PS	05.025	1339	341.00	341.00	---	---
MDA IT CONSOLIDATION E&E	05.025	1340	781.00	781.00	---	---
Division of Credit Unions Fund (0548)						
DIFP IT CONSOLIDATION E&E	05.025	1372	9,311.00	9,256.94	---	54.06
Division of Finance Fund (0550)						
DIFP IT CONSOLIDATION PS	05.025	1375	46,248.00	45,821.50	---	426.50
DIFP IT CONSOLIDATION E&E	05.025	1376	126,552.00	109,054.36	---	17,497.64
Insurance Examiners Fund (0552)						
DOI IT CONSOLIDATION E&E	05.025	1378	156,628.00	122,280.20	---	34,347.80
Deaf Relay Service and Equipment Distribution Program Fund (0559)						
DESE IT CONSOLIDATION E&E	05.025	2343	13,000.00	1,154.13	---	11,845.87
Professional and Practical Nursing Student Loan and Nurse Loan Repayment Fund (0565)						
DHSS IT CONSOLIDATION E&E	05.025	1381	6,600.00	5,533.08	---	1,066.92
Insurance Dedicated Fund (0566)						
DOI IT CONSOLIDATION PS	05.025	1383	500,093.00	484,104.96	---	15,988.04
DOI IT CONSOLIDATION E&E	05.025	1395	468,019.00	364,229.30	---	103,789.70
International Promotions Revolving Fund (0567)						
DED IT CONSOLIDATION E&E	05.025	1396	2,762.00	---	---	2,762.00
Livestock Sales and Markets Fees Fund (0581)						
MDA IT CONSOLIDATION PS	05.025	1408	390.00	---	---	390.00
MDA IT CONSOLIDATION E&E	05.025	1412	262.00	93.44	---	168.56
Chemical Emergency Preparedness Fund (0587)						
DPS IT CONSOLIDATION E&E	05.025	1447	11,500.00	4,816.80	---	6,683.20

Motor Vehicle Commission Fund (0588)							
DOR IT CONSOLIDATION PS	05.025	2235	19,784.00	19,116.50	---	667.50	
DOR IT CONSOLIDATION E&E	05.025	2859	37,805.00	37,805.00	---	---	
Missouri Job Development Fund (0600)							
DED IT CONSOLIDATION E&E	05.025	1451	7,000.00	---	---	7,000.00	
Conservation Commission Fund (0609)							
DOR IT CONSOLIDATION E&E	05.025	2917	33,198.00	33,198.00	---	---	
Blind Pension Fund (0621)							
DSS IT CONSOLIDATION E&E	05.025	1487	29,591.00	29,591.00	---	---	
Livestock Dealer Law Enforcement and Administration Fund (0624)							
MDA IT CONSOLIDATION PS	05.025	1488	150.00	---	---	150.00	
MDA IT CONSOLIDATION E&E	05.025	1489	95.00	---	---	95.00	
State Highways and Transportation Department Fund (0644)							
DOR IT CONSOLIDATION PS	05.025	2237	861,791.00	825,326.01	---	36,464.99	
DOR IT CONSOLIDATION E&E	05.025	2239	2,794,899.00	2,711,052.00	---	83,847.00	
Milk Inspection Fees Fund (0645)							
MDA IT CONSOLIDATION PS	05.025	1504	1,481.00	1,457.82	---	23.18	
MDA IT CONSOLIDATION E&E	05.025	1505	4,533.00	3,486.08	---	1,046.92	
Health and Senior Services Document Services Fund (0646)							
DHSS IT CONSOLIDATION PS	05.025	1506	55,000.00	16,771.15	---	38,228.85	
DHSS IT CONSOLIDATION E&E	05.025	1507	837,356.00	508,511.72	---	328,844.28	
Grain Inspection Fees Fund (0647)							
MDA IT CONSOLIDATION PS	05.025	1508	10,359.00	10,316.85	---	42.15	
MDA IT CONSOLIDATION E&E	05.025	1509	33,851.00	27,712.27	---	6,138.73	
Excellence in Education Fund (0651)							
DESE IT CONSOLIDATION E&E	05.025	1510	20,000.00	10,520.77	---	9,479.23	
Workers' Compensation Fund (0652)							
DOLIR IT CONSOLIDATION EE	05.025	1511	7,163,079.00	1,677,582.23	---	5,485,496.77	
Health - Donated Fund (0658)							
DHSS IT CONSOLIDATION PS	05.025	1513	107,031.00	29,830.29	---	77,200.71	
DHSS IT CONSOLIDATION E&E	05.025	1516	45,543.00	44,167.05	---	1,375.95	
Petroleum Inspection Fund (0662)							
MDA IT CONSOLIDATION PS	05.025	1519	83,493.00	54,080.60	---	29,412.40	
MDA IT CONSOLIDATION E&E	05.025	1520	48,045.00	19,915.70	---	28,129.30	
Hazardous Waste Fund (0676)							
DHSS IT CONSOLIDATION E&E	05.025	3690	10,000.00	7,569.00	---	2,431.00	
Crime Victims' Compensation Fund (0681)							
DPS IT CONSOLIDATION E&E	05.025	1590	4,001.00	619.96	---	3,381.04	
DOLIR IT CONSOLIDATION EE	05.025	1659	26,094.00	10,018.45	---	16,075.55	
DOLIR IT CONSOLIDATION PS	05.025	2339	25,658.00	1,195.00	---	24,463.00	
Agriculture Business Development Fund (0683)							
MDA IT CONSOLIDATION E&E	05.025	1602	2,501.00	190.00	---	2,311.00	
Children's Trust Fund (0694)							
OA IT CONSOLIDATION E&E	05.025	3613	1,100.00	505.06	---	594.94	

**STATE OF MISSOURI  
SUMMARY OF APPROPRIATION ACTIVITY  
SPECIAL REVENUE FUNDS  
FOR THE APPROPRIATION YEAR 2009**

	H.B. No.	Appr. No.	Appropriations	Expenditures and Transfers Out	Reappropriations to 2010	Lapse of Appropriations
Missouri Commission for the Deaf and Hard of Hearing Fund (0743)						
DESE IT CONSOLIDATION E&E	05.025	1624	1,000.00	---	---	1,000.00
Boiler and Pressure Vessels Safety Fund (0744)						
DPS IT CONSOLIDATION E&E	05.025	2135	10,290.00	10,167.16	---	122.84
Missouri Rx Plan Fund (0779)						
DSS IT CONSOLIDATION E&E	05.025	2333	15,000.00	15,000.00	---	---
Putative Father Registry Fund (0780)						
DHSS IT CONSOLIDATION E&E	05.025	1625	12,600.00	4,315.00	---	8,285.00
Missouri Wine and Grape Fund (0787)						
MDA IT CONSOLIDATION PS	05.025	1991	6,362.00	6,362.00	---	---
MDA IT CONSOLIDATION E&E	05.025	1993	8,787.00	7,856.84	---	930.16
Organ Donor Program Fund (0824)						
DHSS IT CONSOLIDATION PS	05.025	1626	19,025.00	17,390.46	---	1,634.54
DHSS IT CONSOLIDATION E&E	05.025	1627	500,000.00	104,094.72	---	395,905.28
Child Labor Enforcement Fund (0826)						
DOLIR IT CONSOLIDATION EE	05.025	1628	15,000.00	7,692.50	---	7,307.50
Early Childhood Development, Education and Care Fund (0859)						
DHSS IT CONSOLIDATION E&E	05.025	1630	24,279.00	2,273.00	---	22,006.00
DSS IT CONSOLIDATION PS	05.025	1632	1,482.00	1,437.52	---	44.48
Guaranty Agency Operating Fund (0880)						
DHE IT CONSOLIDATION PS	05.025	1633	651,606.00	427,632.56	---	223,973.44
DHE IT CONSOLIDATION E&E	05.025	1634	251,938.00	158,663.12	---	93,274.88
Childhood Lead Testing Fund (0899)						
DHSS IT CONSOLIDATION E&E	05.025	1644	13,037.00	1,017.00	---	12,020.00
Agriculture Development Fund (0904)						
MDA IT CONSOLIDATION PS	05.025	1650	1,079.00	1,048.98	---	30.02
MDA IT CONSOLIDATION E&E	05.025	1652	879.00	280.32	---	598.68
Institution Gift Trust Fund (0925)						
MDA IT CONSOLIDATION E&E	05.025	1654	90.00	---	---	90.00
Special Employment Security Fund (0949)						
DOLIR IT CONSOLIDATION EE	05.025	1656	5,877,800.00	534,986.72	---	5,342,813.28
Unemployment Automation Fund (0953)						
DOLIR IT CNSL COMP SYSTEM	14.080	4446	5,000,000.00	---	---	5,000,000.00

**Division of Facilities Management,****Design and Construction**

Second Capitol Commission Fund (0745)							
2ND STATE CAPITOL COMM	05.090	6364	25,000.00	---	---	25,000.00	
Missouri State Penitentiary Redevelopment Commission Fund (0768)							
MSP REDEVELOPMENT COMMS	18.040	4047	350,001.00	---	350,001.00	---	
Special Employment Security Fund (0949)							
M&R STATEWIDE SESF	17.045	0708	0.38	---	---	0.38	

**Division of General Services**

Conservation Commission Fund (0609)							
WORKERS' COMP & SIF TAX	05.545	3439	60,000.00	36,655.85	---	23,344.15	
WORKERS' COMPENSATION	05.535	4542	750,000.00	721,401.06	---	28,598.94	

**Children's Trust Fund**

Children's Trust Fund (0694)							
CTF PROGRAMS	05.145	5608	3,360,000.00	2,746,481.08	---	613,518.92	
CHILDREN'S TRUST FUND PS	05.145	8371	211,199.00	202,749.86	---	8,449.14	
CHILDREN'S TRUST FUND E&E	05.145	8372	145,140.00	66,348.44	---	78,791.56	

**DEPARTMENT OF AGRICULTURE**

Animal Health Laboratory Fee Fund (0292)							
AGRICULTURE LEASING	13.040	2475	66,012.00	66,012.00	---	---	
Animal Care Reserve Fund (0295)							
REPLACEMENT VEHICLES	06.020	1969	29,036.00	8,900.00	---	20,136.00	
AGRICULTURE STATE OWNED	13.040	2534	2,475.00	2,354.76	---	120.24	
Commodity Council Merchandising Fund (0406)							
AGRICULTURE STATE OWNED	13.040	2543	3,616.00	3,443.60	---	172.40	
Milk Inspection Fees Fund (0645)							
AGRICULTURE STATE OWNED	13.040	2546	6,301.00	6,004.16	---	296.84	
REPLACEMENT VEHICLES	06.020	6113	15,445.00	---	---	15,445.00	
Grain Inspection Fees Fund (0647)							
AGRICULTURE LEASING	13.040	1474	31,595.00	23,789.50	---	7,805.50	
AGRICULTURE STATE OWNED	13.040	2548	4,522.00	4,305.04	---	216.96	
REPLACEMENT VEHICLES	06.020	3570	41,791.00	---	---	41,791.00	
Petroleum Inspection Fund (0662)							
AGRICULTURE LEASING	13.040	0653	8,375.00	7,418.00	---	957.00	
AGRICULTURE STATE OWNED	13.040	2549	94,942.00	90,385.96	---	4,556.04	
REPLACEMENT VEHICLES	06.020	3569	127,091.00	117,301.00	---	9,790.00	
Agriculture Business Development Fund (0683)							
AGRICULTURE STATE OWNED	13.040	2550	3,323.00	3,164.08	---	158.92	
Boll Weevil Suppression and Eradication Fund (0823)							
AGRICULTURE STATE OWNED	13.040	2551	1,924.00	1,831.84	---	92.16	
Agriculture Development Fund (0904)							
AGRICULTURE STATE OWNED	13.040	2552	1,874.00	1,785.84	---	88.16	

**STATE OF MISSOURI  
SUMMARY OF APPROPRIATION ACTIVITY  
SPECIAL REVENUE FUNDS  
FOR THE APPROPRIATION YEAR 2009**

	H.B. No.	Appr. No.	Appropriations	Expenditures and Transfers Out	Reappropriations to 2010	Lapse of Appropriations
<b><u>Office of Director</u></b>						
Missouri Qualified Fuel Ethanol Producer Incentive Fund (0571)						
ETHANOL INCENTIVE PRGM	06.015	4627	12,500,000.00	12,500,000.00	---	---
Missouri Qualified Biodiesel Producer Incentive Fund (0777)						
BIODIESEL INCENTIVE PRGM	06.015	7519	34,275,000.00	21,656,786.78	---	12,618,213.22
Veterinary Student Loan Payment Fund (0803)						
VETERINARY ST LOAN PRG	06.008	3209	120,000.00	120,000.00	---	---
<b><u>Division of Animal Health</u></b>						
Animal Health Laboratory Fee Fund (0292)						
ANIMAL HEALTH ADMIN PS	06.075	1222	207,324.00	23,813.08	---	183,510.92
ANIMAL HEALTH ADMIN E&E	06.075	2186	411,602.00	207,414.65	---	204,187.35
Animal Care Reserve Fund (0295)						
ANIMAL HEALTH ADMIN PS	06.075	1224	334,999.00	229,623.70	---	105,375.30
ANIMAL HEALTH ADMIN E&E	06.075	2187	202,943.00	95,046.67	---	107,896.33
Livestock Brands Fund (0299)						
LIVESTOCK BRANDS PRGM	06.075	1227	38,151.00	21,660.30	---	16,490.70
Livestock Sales and Markets Fees Fund (0581)						
LIVESTOCK MARKETS	06.075	9462	32,565.00	8,012.96	---	24,552.04
Livestock Dealer Law Enforcement and Administration Fund (0624)						
LIVESTOCK DEALER LAW	06.075	8830	12,250.00	---	---	12,250.00
Missouri Pet Spay/Neuter Fund (0747)						
ANIMAL HEALTH ADMIN E&E	06.075	2830	20,000.00	18,000.00	---	2,000.00
Institution Gift Trust Fund (0925)						
GIFT TRUST FUND E&E	06.075	3121	5,000.00	389.40	---	4,610.60
<b><u>Division of Grain Inspection and Warehousing</u></b>						
Commodity Council Merchandising Fund (0406)						
COMMODITY MERCHND SNG PS	06.085	2417	57,103.00	39,321.15	---	17,781.85
COMMODITY MERCHND SNG E&E	06.085	2418	22,446.00	12,340.93	---	10,105.07
REFUNDS & REIMBURSEMENTS	06.090	2420	85,000.00	---	---	85,000.00
Aquaculture Marketing Development Fund (0573)						
MO AQUACULTURE COUNCIL	06.090	2419	25,000.00	5,940.93	---	19,059.07
Apple Merchandising Fund (0615)						
RES & MKT DEV OF APPLES	06.090	2421	12,000.00	6,433.00	---	5,567.00



Grain Inspection Fees Fund (0647)							
GRAIN INSPECTION SVS E&E	06.085	2388	282,047.00	138,074.50	---	---	143,972.50
GRAIN INSPECTION SVS PS	06.085	3201	1,497,706.00	1,038,040.58	---	---	459,665.42
PAYMENT OF FED USER FEE	06.085	4552	100,000.00	65,281.49	---	---	34,718.51
Missouri Wine Marketing and Research Development Fund (0855)							
WINE MKTNG & RESEARCH	06.090	0554	15,000.00	---	---	---	15,000.00
<b><u>Division of Plant Industries</u></b>							
Boll Weevil Suppression and Eradication Fund (0823)							
BOLL WEEVIL ERADICAT PS	06.105	0556	75,716.00	12,464.75	---	---	63,251.25
BOLL WEEVIL ERADICAT E&E	06.105	0557	30,634.00	3,519.84	---	---	27,114.16
<b><u>Division of Weights and Measures</u></b>							
Petroleum Inspection Fund (0662)							
WEIGHTS & MEASURES E&E	06.110	2573	764,746.00	394,592.08	---	---	370,153.92
WEIGHTS & MEASURES PS	06.110	8381	1,394,065.00	1,301,347.67	---	---	92,717.33
<b><u>State Milk Board</u></b>							
Milk Inspection Fees Fund (0645)							
STATE MILK BOARD PS	06.135	0265	356,872.00	237,555.39	---	---	119,316.61
STATE MILK BOARD E&E	06.135	0267	306,985.00	119,698.36	---	---	187,286.64
MILK BOARD LOCAL HLTH	06.135	0268	803,812.00	680,061.91	---	---	123,750.09
State Contracted Manufacturing Dairy Plant Inspection and Grading Fee Fund (0661)							
DAIRY PLANT INSPECTIONS	06.135	7362	8,000.00	---	---	---	8,000.00
<b><u>Agric Business Development Division</u></b>							
Aquaculture Marketing Development Fund (0573)							
AGRI BUSINESS DEV PS	06.025	5027	8,932.00	7,073.78	---	---	1,858.22
Agriculture Business Development Fund (0683)							
AGRI BUS GOV'S CONF ON AG	06.025	2114	125,000.00	1,409.94	---	---	123,590.06
AGRI MISSOURI PROGRAM E&E	06.030	7034	10,000.00	---	---	---	10,000.00
AGRI BUSINESS DEV PS	06.025	7345	53,276.00	51,253.33	---	---	2,022.67
AGRI BUSINESS DEV E&E	06.025	7346	217,000.00	136,691.96	---	---	80,308.04
Missouri Wine and Grape Fund (0787)							
WINE AND GRAPE BOARD E&E	06.035	2107	1,612,523.00	1,526,624.03	---	---	85,898.97
WINE AND GRAPE BOARD PS	06.035	2130	166,360.00	145,717.97	---	---	20,642.03
AGRI BUSINESS DEV PS	06.025	4111	24,000.00	20,344.50	---	---	3,655.50
Agriculture Development Fund (0904)							
AG DEVELOPMENT PRGM PS	06.070	5394	72,577.00	45,092.49	---	---	27,484.51
AG DEVELOPMENT PRGM E&E	06.070	5395	48,256.00	13,075.78	---	---	35,180.22
AG DEVEL FUND INVESTMENTS	06.070	9913	100,000.00	18,166.00	---	---	81,834.00
Institution Gift Trust Fund (0925)							
AGRI BUS AG AWARENESS PRG	06.025	2110	24,910.00	710.00	---	---	24,200.00

**STATE OF MISSOURI  
SUMMARY OF APPROPRIATION ACTIVITY  
SPECIAL REVENUE FUNDS  
FOR THE APPROPRIATION YEAR 2009**

	H.B. No.	Appr. No.	Appropriations	Expenditures and Transfers Out	Reappropriations to 2010	Lapse of Appropriations
<b><u>Missouri State Fair</u></b>						
Agriculture Business Development Fund (0683)						
AID-TO-STATE FAIRS	06.130	7058	1.00	---	---	1.00
State Fair Trust Fund (0951)						
FUNDING TO START FAIR	06.120	3812	10,000.00	1,934.00	---	8,066.00
<b><u>DEPARTMENT OF INSURANCE, FINANCIAL INSTITUTIONS AND PROFESSIONAL REGISTRATION</u></b>						
Division of Credit Unions Fund (0548)						
INSURANCE STATE OWNED	13.055	3747	34,796.00	33,382.40	---	1,413.60
Division of Finance Fund (0550)						
INSURANCE STATE OWNED	13.055	3738	157,841.00	150,374.66	---	7,466.34
INSURANCE LEASING	13.055	3739	89,097.00	89,091.07	---	5.93
Insurance Examiners Fund (0552)						
INSURANCE EXAMINATIONS PS	07.415	0793	4,187,322.00	3,100,489.26	---	1,086,832.74
INSURANCE EXAMINATIONS EE	07.415	2042	1,094,776.00	433,460.54	---	661,315.46
INSURANCE REFUNDS	07.420	2681	77.00	75.00	---	2.00
INSURANCE STATE OWNED	13.055	3564	13,787.00	13,047.76	---	739.24
Insurance Dedicated Fund (0566)						
INSURANCE STATE OWNED	13.055	2587	523,726.00	507,406.20	---	16,319.80
INSURANCE LEASING	13.055	6082	5,024.00	5,024.00	---	---
HEALTH INSUR COUNSELING	07.425	7021	200,000.00	150,000.00	---	50,000.00
INSURANCE OPERATIONS PS	07.410	9907	6,322,958.00	5,692,708.54	---	630,249.46
INSURANCE OPERATIONS E&E	07.410	9908	1,883,003.00	1,017,861.61	---	865,141.39
INSURANCE REFUNDS	07.420	9909	75,000.00	14,669.79	---	60,330.21
Consumer Restitution Fund (0792)						
INSURANCE OPERATIONS	07.410	3703	1.00	---	---	1.00
<b><u>Division of Credit Unions</u></b>						
Division of Credit Unions Fund (0548)						
CREDIT UNIONS E&E	07.430	2195	123,775.00	123,229.23	---	545.77
CREDIT UNIONS PS	07.430	3657	1,144,721.00	901,538.17	---	243,182.83
<b><u>Division of Finance</u></b>						
Division of Finance Fund (0550)						
DIV OF FINANCE E&E	07.435	2196	749,838.00	676,516.70	---	73,321.30
FINANCE PS	07.435	3658	5,799,996.00	5,152,205.24	---	647,790.76
OUT-OF-STATE EXAMS E&E	07.435	6138	50,000.00	32,299.48	---	17,700.52

**Professional Registration**

Board of Accountancy Fund (0627)							
BOARD OF ACCOUNTANCY E&E	07.465	2214	180,647.00	155,262.23	---	25,384.77	
BOARD OF ACCOUNTANCY PS	07.465	3666	278,953.00	258,824.94	---	20,128.06	
Board of Podiatric Medicine Fund (0629)							
PODIATRIC MEDICINE	07.515	0839	20,669.00	12,430.35	---	8,238.65	
Board of Chiropractic Examiners Fund (0630)							
CHIROPRACTIC EXAMINERS	07.475	0820	149,567.00	106,315.48	---	43,251.52	
Board of Embalmers and Funeral Directors Fund (0633)							
EMBALMERS & FUNERAL DIR	07.490	0833	145,393.00	103,354.65	---	42,038.35	
Board of Registration for Healing Arts Fund (0634)							
HEALING ART FEE PAYMENTS	07.495	2225	10,000.00	---	---	10,000.00	
BD FOR HEALING ART E&E	07.495	2230	759,494.00	698,172.43	---	61,321.57	
BD FOR HEALING ART PS	07.495	3673	1,800,075.00	1,630,684.12	---	169,390.88	
Board of Nursing Fund (0635)							
BOARD OF NURSING E&E	07.500	2244	802,624.00	627,845.20	---	174,778.80	
BOARD OF NURSING PS	07.500	3675	1,035,738.00	963,554.75	---	72,183.25	
FINGERPRINTING	07.500	4864	174,979.00	---	---	174,979.00	
Board of Optometry Fund (0636)							
BOARD OF OPTOMETRY	07.505	0836	42,043.00	25,808.18	---	16,234.82	
Board of Pharmacy Fund (0637)							
BOARD OF PHARMACY E&E	07.510	2262	672,948.00	374,422.62	---	298,525.38	
PHARMACY CRIM HISTORY	07.510	2586	150,000.00	79.20	---	149,920.80	
BOARD OF PHARMACY PS	07.510	3677	940,068.00	853,472.03	---	86,595.97	
Missouri Real Estate Commission Fund (0638)							
MO REAL ESTATE COMM E&E	07.520	2266	287,544.00	178,660.86	---	108,883.14	
MO REAL ESTATE COMM PS	07.520	3679	922,447.00	700,407.36	---	222,039.64	
REAL ESTATE CRIM HIST-EE	07.520	6852	30,000.00	21,645.00	---	8,355.00	
Veterinary Medical Board Fund (0639)							
TESTING SERVICES	07.525	0329	40,000.00	39,468.00	---	532.00	
MO VETERINARY MEDICAL BD	07.525	0840	69,579.00	62,238.51	---	7,340.49	
Dental Board Fund (0677)							
DENTAL BOARD E&E	07.485	2224	314,847.00	293,735.24	---	21,111.76	
DENTAL BOARD PS	07.485	3671	372,146.00	265,445.60	---	106,700.40	
State Board of Architects, Professional Engineers, Land Surveyors and Landscape Architects Fund (0678)							
ARCH PE & LAND SURV E&E	07.470	2223	394,587.00	219,536.48	---	175,050.52	
ARCH PE & LAND SURV PS	07.470	3667	375,856.00	328,408.69	---	47,447.31	
Board of Cosmetology and Barber Examiners Fund (0785)							
BD COSM & BARBERS E&E	07.480	1673	291,273.00	288,926.55	---	2,346.45	
CRIMINAL HISTORY CHECKS	07.480	1674	1,000.00	---	---	1,000.00	

**STATE OF MISSOURI  
SUMMARY OF APPROPRIATION ACTIVITY  
SPECIAL REVENUE FUNDS  
FOR THE APPROPRIATION YEAR 2009**

	H.B. No.	Appr. No.	Appropriations	Expenditures and Transfers Out	Reappropriations to 2010	Lapse of Appropriations
<b><u>DEPARTMENT OF CONSERVATION</u></b>						
Conservation Commission Fund (0609)						
CONSERVATION PROGRAMS	06.600	0286	145,534,841.00	132,541,256.13	---	12,993,584.87
MDC STATEWIDE	17.115	0750	841,215.65	841,196.19	---	19.46
MDC CONSTRUCTION YR2	23.065	3156	36,000,000.00	13,119,227.46	22,880,772.00	0.54
MDC CONSTRUCTION	16.045	4120	3,108,254.00	3,107,837.81	416.00	0.19
<b><u>DEPARTMENT OF ECONOMIC DEVELOPMENT</u></b>						
Missouri Arts Council Trust Fund (0262)						
DED LEASING	13.050	2468	44,389.00	42,537.32	---	1,851.68
Division of Tourism Supplemental Revenue Fund (0274)						
DED LEASING	13.050	1982	44,378.00	13,967.39	---	30,410.61
DED STATE OWNED	13.050	2563	84,575.00	82,754.00	---	1,821.00
Public Service Commission Fund (0607)						
DED LEASING	13.050	1986	828,914.00	794,011.47	---	34,902.53
DED STATE OWNED	13.050	2576	80,025.00	75,780.57	---	4,244.43
Special Employment Security Fund (0949)						
DED LEASING	13.050	6633	200,566.00	200,566.00	---	---
<b><u>Economic Development Agencies</u></b>						
Missouri Housing Trust Fund (0254)						
MO HOUSING DEVELOP COMM	07.190	0980	4,450,000.00	4,182,814.57	---	267,185.43
Missouri Arts Council Trust Fund (0262)						
MO ARTS COUNCIL E&E	07.115	0989	7,109,014.00	6,166,653.91	---	942,360.09
MO ARTS COUNCIL PS	07.115	2881	462,100.00	302,422.68	---	159,677.32
INCENTIVES AND TECH ASST	07.115	2943	1,241,000.00	920,859.00	---	320,141.00
Division of Tourism Supplemental Revenue Fund (0274)						
TOURISM PS	07.180	1030	1,614,386.00	1,343,804.23	---	270,581.77
TOURISM E&E	07.180	2192	21,552,580.00	18,948,619.65	---	2,603,960.35
TOUR OF MISSOURI	07.180	2931	1,000,000.00	1,000,000.00	---	---
Business Extension Service Team Fund (0280)						
BUSINESS EXT SVS PRGM	07.045	1029	1,000,000.00	242,727.50	---	757,272.50
Missouri Small Business Development Centers Fund (0294)						
MOFAST	07.035	4271	500,000.00	485,000.00	---	15,000.00

Missouri Community College Job Training Program Fund (0563)							
COMM COLL NEW JOBS TRNG	07.160	0906	16,000,000.00	4,175,590.61	---	---	11,824,409.39
International Promotions Revolving Fund (0567)							
MARKETING E&E	07.015	2384	72,238.00	3,257.02	---	---	68,980.98
Missouri Main Street Program Fund (0596)							
MAINSTREET PROGRAM	07.055	2428	45,590.00	21,505.00	---	---	24,085.00
Missouri Job Development Fund (0600)							
MO JOB DEVELOPMENT	07.150	0905	10,640,835.00	9,594,173.96	---	---	1,046,661.04
WORKFORCE DEVELOPMENT PS	07.135	2300	371,707.00	320,918.03	---	---	50,788.97
WORKFORCE DEVELOPMENT E&E	07.135	2323	81,389.00	63,964.62	---	---	17,424.38
Tourism Marketing Fund (0650)							
TOURISM E&E	07.180	8403	15,000.00	15,000.00	---	---	---
Life Sciences Research Trust Fund (0763)							
LIFE SCIENCE RESRCH FY 09	07.020	2927	13,147,691.00	13,147,691.00	---	---	---
LIFE SCIENCE RESRCH FY 08	07.020	3287	7,584,309.00	7,464,335.00	---	---	119,974.00
LIFE SCIENCE RESRCH ADMIN	07.020	3304	268,000.00	268,000.00	---	---	---
State Supplemental Downtown Development Fund (0766)							
MODESA	07.085	4245	3,146,400.00	77,538.73	---	---	3,068,861.27
State Supplemental Rural Development Fund (0767)							
MORESA PROGRAM	07.095	6859	1.00	---	---	---	1.00
Economic Development Advancement Fund (0783)							
MARKETING E&E	07.015	2387	2,500,000.00	1,976,875.00	---	---	523,125.00
SALES PS	07.015	2801	188,716.00	170,047.07	---	---	18,668.93
SALES E&E	07.015	2802	47,980.00	45,411.07	---	---	2,568.93
FINANCE PS	07.015	2812	98,358.00	88,788.00	---	---	9,570.00
FINANCE E&E	07.015	2816	19,990.00	1,840.14	---	---	18,149.86
COMPLIANCE E&E	07.015	2829	9,995.00	6,427.21	---	---	3,567.79
COMPLIANCE PS	07.015	3563	49,179.00	45,742.41	---	---	3,436.59
EDAF REFUNDS	14.095	4525	13,185.00	13,183.87	---	---	1.13
Youth Opportunities and Violence Prevention Fund (0827)							
YOUTH OPPORTUN & VIOLENCE	07.065	2455	1.00	---	---	---	1.00
Missouri Supplemental Tax Increment Financing Fund (0848)							
STATE TIF PROGRAM	07.075	4351	10,086,123.00	8,464,420.11	---	---	1,621,702.89
Missouri Public Broadcasting Corporation Special Fund (0887)							
PUBLIC TELEVISION GRANTS	07.115	1687	1,800,000.00	870,884.00	---	---	929,116.00
Downtown Revitalization Preservation Fund (0907)							
DWTN REVITAL PRSRVTN	07.090	2918	100,000.00	---	---	---	100,000.00

**STATE OF MISSOURI  
SUMMARY OF APPROPRIATION ACTIVITY  
SPECIAL REVENUE FUNDS  
FOR THE APPROPRIATION YEAR 2009**

	H.B. No.	Appr. No.	Appropriations	Expenditures and Transfers Out	Reappropriations to 2010	Lapse of Appropriations
Special Employment Security Fund (0949)						
BUILDINGS & LAND	07.175	0592	216,000.00	15,434.00	---	200,566.00
Hero at Home Fund (0995)						
WORKFORCE DEVELOPMENT	07.135	3048	350,000.00	11,296.47	---	338,703.53
<b><u>Regulatory Agencies</u></b>						
Deaf Relay Service and Equipment Distribution Program Fund (0559)						
PUBLIC SERVICE COMM E&E	07.205	9834	5,000,000.00	2,190,079.49	---	2,809,920.51
Manufactured Housing Fund (0582)						
MANUFACTD HOUSING REFUNDS	07.195	0817	10,000.00	600.00	---	9,400.00
MANUF HOUSING ADMIN E&E	07.195	2194	145,089.00	57,176.77	---	87,912.23
MANUFACTD HOUSING PRGM	07.195	3102	49,432.00	49,431.78	---	0.22
MANUF HOUSING ADMIN PS	07.195	3991	341,404.00	307,710.22	---	33,693.78
Public Service Commission Fund (0607)						
PSC REFUNDS	07.205	0818	10,000.00	1,197.52	---	8,802.48
PUBLIC SERVICE COMM PS	07.205	1428	10,391,608.00	9,828,936.98	---	562,671.02
PUBLIC SERVICE COMM E&E	07.205	2203	2,485,501.00	1,694,210.18	---	791,290.82
CODE OF ETHICS CONSLT	07.205	3721	100,000.00	32,053.34	---	67,946.66
Manufactured Housing Consumer Recovery Fund (0909)						
MANUF HOUSING CONSUMER RC	14.105	4452	48,000.00	---	---	48,000.00
<b><u>DEPARTMENT OF ELEMENTARY AND SECONDARY EDUCATION</u></b>						
Bingo Proceeds for Education Fund (0289)						
M&R STATEWIDE BPEF	17.045	0703	406,925.90	295,145.74	40,763.00	71,017.16
Lottery Proceeds Fund (0291)						
DESE OPERATIONAL M&R	18.015	0646	685,508.00	198,222.83	487,285.00	0.17
Deaf Relay Service and Equipment Distribution Program Fund (0559)						
DESE LEASING	13.005	2478	21,234.00	20,173.00	---	1,061.00
Excellence in Education Fund (0651)						
DESE STATE OWNED	13.005	3733	22,106.00	21,050.12	---	1,055.88

**Administration**

School District Bonds Fund (0248)							
SCHOOL DISTRICT BONDS	02.035	0113	392,000.00	346,306.02	---	45,693.98	
Outstanding Schools Trust Fund (0287)							
FOUNDATION-FORMULA	02.015	0678	644,165,086.00	644,165,086.00	---	---	
Lottery Proceeds Fund (0291)							
FOUNDATION-TRANSPORTATION	02.015	2362	69,273,102.00	69,273,102.00	---	---	
FOUNDATION-FORMULA	02.015	5667	23,157,944.00	23,157,944.00	---	---	
State School Money Fund (0616)							
FOUNDATION-FORMULA	02.015	0679	1,987,674,822.00	1,975,354,388.09	---	12,320,433.91	
FOUNDATION-TRANSPORTATION	02.015	0684	98,524,611.00	98,524,611.00	---	---	
FOUNDATION-CAREER ED	02.015	0720	52,930,428.00	52,930,428.00	---	---	
FOUNDATION-PARENT ED/PAT	02.015	0722	34,304,651.00	34,304,636.00	---	15.00	
FOUNDATION-SM SCHL PRG	02.015	2081	15,000,000.00	15,000,000.00	---	---	
FOUNDATION-CAREER LADDER	02.015	2363	37,467,000.00	36,573,504.17	---	893,495.83	
FOUNDATION-CRITICAL NEEDS	02.015	4293	15,000,000.00	14,616,550.00	---	383,450.00	
School District Trust Fund (0688)							
SCHOOL DISTRICT TRUST FND	02.030	5240	803,700,000.00	730,325,409.49	---	73,374,590.51	
Classroom Trust Fund (0784)							
FOUNDATION-FORMULA	02.015	2079	311,285,315.00	307,880,397.00	---	3,404,918.00	
Schools First Elementary and Secondary Education Improvement Fund (0919)							
FOUNDATION-FORMULA	14.005	4488	15,188,396.00	3,110,103.91	---	12,078,292.09	

**Division of School Improvement**

Outstanding Schools Trust Fund (0287)						
PERFORM BASED ASSESSMENT	02.095	2796	128,125.00	128,125.00	---	---
Lottery Proceeds Fund (0291)						
AP/DUAL CREDIT	02.100	0040	250,000.00	214,173.00	---	35,827.00
PERFORM BASED ASSESSMENT	02.095	1289	4,568,630.00	4,286,052.00	---	282,578.00
A+ SCHOOLS PROGRAM	02.090	3214	21,859,448.00	18,718,679.34	---	3,140,768.66
CHARACTER ED INITIATIVES	02.145	3215	860,571.00	834,754.00	---	25,817.00
CHARTER SCHOOLS	02.120	3660	62,500.00	---	---	62,500.00
VIRTUAL EDUCATION E&E	02.015	4269	5,800,000.00	4,897,381.30	---	902,618.70
Children's Service Commission Fund (0601)						
CHILDREN'S SERVICE COMM	02.275	2820	10,000.00	---	---	10,000.00
State School Money Fund (0616)						
FERMAN MEMORIAL-GIFTED	02.070	5640	10,000.00	6,190.29	---	3,809.71
EARLY CHILDHOOD PROGRAM	02.080	7976	125,000.00	125,000.00	---	---
Early Childhood Development, Education and Care Fund (0859)						
EARLY CHILDHOOD PROGRAM	02.080	0028	14,757,600.00	14,314,872.00	---	442,728.00

**STATE OF MISSOURI  
SUMMARY OF APPROPRIATION ACTIVITY  
SPECIAL REVENUE FUNDS  
FOR THE APPROPRIATION YEAR 2009**

	H.B. No.	Appr. No.	Appropriations	Expenditures and Transfers Out	Reappropriations to 2010	Lapse of Appropriations
<b><u>Division of Career Education</u></b>						
Outstanding Schools Trust Fund (0287)						
ADULT ED & LITERACY	02.195	1631	824,480.00	824,480.00	---	---
Lottery Proceeds Fund (0291)						
MONETT AREA CAREER CENTER	23.003	3977	4,500,000.00	3,248,204.00	1,251,796.00	---
CAMDENTON VOC ED FAC	23.003	3980	1,250,000.00	---	1,250,000.00	---
ELDON VOC ED FAC	23.003	3982	329,240.00	329,240.00	---	---
POPLAR BLUFF CAREER CNT	23.003	4003	250,000.00	205,472.00	44,528.00	---
<b><u>Division of Special Education</u></b>						
Missouri Commission for the Deaf Board of Certification of Interpreters Fund (0264)						
COMM FOR THE DEAF E&E	02.265	0111	117,000.00	107,992.71	---	9,007.29
Bingo Proceeds for Education Fund (0289)						
BOARD OPERATED E&E	02.015	2303	1,707,167.00	1,707,167.00	---	---
PARKVIEW ST PLAYGROUND	17.010	3222	485.76	441.00	---	44.76
Lottery Proceeds Fund (0291)						
HIGH NEED FUND	02.215	0657	19,590,000.00	19,590,000.00	---	---
FOUNDATION-EARLY SPEC ED	02.015	5645	16,548,507.00	16,548,507.00	---	---
DFS/DMH SCHOOL PLACEMENTS	02.225	5677	7,768,606.00	7,768,606.00	---	---
Deaf Relay Service and Equipment Distribution Program Fund (0559)						
MO ASSISTIVE TECH-PS	02.270	2351	215,735.00	214,710.58	---	1,024.42
MO ASSISTIVE TECH-EE	02.270	2365	1,654,914.00	1,206,443.95	---	448,470.05
State School Money Fund (0616)						
FOUNDATION-EARLY SPEC ED	02.015	0702	82,262,702.00	82,262,702.00	---	---
READERS FOR THE BLIND	02.235	2268	25,000.00	25,000.00	---	---
Handicapped Children's Trust Fund (0618)						
SCHOOL SEVERELY HANDICAP	02.260	2280	113,100.00	99,121.45	---	13,978.55
MISSISSIPPI VALLEY PLAYGR	17.005	2876	5,250.00	5,250.00	---	---
Missouri Commission for the Deaf and Hard of Hearing Fund (0743)						
COMM FOR THE DEAF E&E	02.265	6099	26,614.00	26,493.73	---	120.27
COMM FOR THE DEAF PS	02.265	7515	25,486.00	---	---	25,486.00
Assistive Technology Trust Fund (0781)						
MO ASSISTIVE TECH-EE	02.270	2370	750,000.00	741,283.80	---	8,716.20
Part C Early Intervention Fund (0788)						
MEDICAID REIM-FIRST STEPS	02.220	2258	3,945,254.00	2,999,075.84	---	946,178.16
PART C EARLY INTERVENTION	02.220	2259	2,350,000.00	2,224,843.16	---	125,156.84



Early Childhood Development, Education and Care Fund (0859)							
FIRST STEPS	02.220	3180	578,644.00	561,285.00	---	17,359.00	
Assistive Technology Loan Revolving Fund (0889)							
MO ASSISTIVE TECH-PS	02.270	2366	49,430.00	48,705.33	---	724.67	
MO ASSISTIVE TECH-EE	02.270	2367	300,000.00	126,145.28	---	173,854.72	
Schools First Elementary and Secondary Education Improvement Fund (0919)							
FOUNDATION-EARLY SPEC ED	14.005	4517	14,319,304.00	14,319,304.00	---	---	
HIGH NEED FUND	14.030	4524	2,500,000.00	2,500,000.00	---	---	
School for Blind Trust Fund (0920)							
SCHOOL FOR BLIND	02.250	9806	1,500,000.00	359,731.16	---	1,140,268.84	
School for Deaf Trust Fund (0922)							
SCHOOL FOR DEAF	02.245	0543	25,000.00	22,255.16	---	2,744.84	
<b><u>Division of Teacher Quality and Urban</u></b>							
Outstanding Schools Trust Fund (0287)							
EARLY GRADE LITERACY PRGM	02.020	3864	250,000.00	250,000.00	---	---	
Lottery Proceeds Fund (0291)							
SCHOLARSHIPS	02.125	0107	200,000.00	151,000.00	---	49,000.00	
EARLY GRADE LITERACY PRGM	02.020	1284	145,000.00	140,650.00	---	4,350.00	
Excellence in Education Fund (0651)							
TEACHER QUALITY/URBAN E&E	02.045	2297	2,676,686.00	1,326,330.55	---	1,350,355.45	
TEACHER QUALITY/URBAN PS	02.045	6459	278,396.00	213,243.66	---	65,152.34	
<b><u>Division of Vocational Rehabilitation</u></b>							
Independent Living Center Fund (0284)							
INDEPENDENT LIVING CNTRS	02.180	2809	390,556.00	349,200.54	---	41,355.46	
Lottery Proceeds Fund (0291)							
VOCATIONAL REHAB GRANT	02.170	2806	1,400,000.00	1,400,000.00	---	---	
<b><u>DEPARTMENT OF HIGHER EDUCATION</u></b>							
Lewis and Clark Discovery Fund (0790)							
CBHE-COMMUNITY COL M&R	17.395	1717	1,862,909.00	1,862,909.00	---	---	
Guaranty Agency Operating Fund (0880)							
HIGHER EDUCATION LEASING	13.010	6089	277,413.00	206,887.94	---	70,525.06	
<b><u>Higher Education Administration</u></b>							
Marguerite Ross Barnett Scholarship Fund (0131)							
M ROSS BARNETT SCHLSHIP	03.065	0066	510,000.00	480,384.60	---	29,615.40	
Lottery Proceeds Fund (0291)							
CROWDER COLLEGE	03.100	2492	393,492.00	381,687.00	---	11,805.00	
EAST CENTRAL COLLEGE	03.100	2494	258,446.00	250,693.00	---	7,753.00	
JEFFERSON COLLEGE	03.100	2496	444,315.00	430,986.00	---	13,329.00	

**STATE OF MISSOURI  
SUMMARY OF APPROPRIATION ACTIVITY  
SPECIAL REVENUE FUNDS  
FOR THE APPROPRIATION YEAR 2009**

	H.B. No.	Appr. No.	Appropriations	Expenditures and Transfers Out	Reappropriations to 2010	Lapse of Appropriations
METROPOLITAN COM COLLEGE	03.100	2498	1,773,458.00	1,720,254.00	---	53,204.00
MINERAL AREA COLLEGE	03.100	2500	260,014.00	252,214.00	---	7,800.00
MOBERLY AREA COM COLLEGE	03.100	2502	193,041.00	187,250.00	---	5,791.00
NORTH CENTRAL MO COLLEGE	03.100	2504	108,331.00	105,081.00	---	3,250.00
OZARKS TECH COM COLLEGE	03.100	2511	448,308.00	434,859.00	---	13,449.00
ST CHARLES CNTY COM COL	03.100	2513	344,253.00	333,925.00	---	10,328.00
ST LOUIS COM COLLEGE	03.100	2516	2,810,964.00	2,726,635.00	---	84,329.00
STATE FAIR COM COLLEGE	03.100	2518	220,213.00	213,607.00	---	6,606.00
THREE RIVERS COM COLLEGE	03.100	2520	197,650.00	191,720.00	---	5,930.00
GEAR-UP Scholarship Fund (0737)						
GEAR UP SCHOLARSHIPS	03.070	5655	700,000.00	406,645.00	---	293,355.00
Access MO Financial Assistance Fund (0791)						
ACCESS MISSOURI	03.045	2179	95,827,307.00	94,738,875.94	---	1,088,431.06
Academic Scholarship Fund (0840)						
ACADEMIC SCHOLARSHIP PRGM	03.035	3858	16,359,000.00	15,691,000.00	---	668,000.00
Advantage Missouri Trust Fund (0856)						
ADVANTAGE MISSOURI PRGM	03.067	0062	15,000.00	5,560.00	---	9,440.00
Guaranty Agency Operating Fund (0880)						
LOAN PROGRAM ADMIN PS	03.075	0998	2,125,886.00	2,124,338.72	---	1,547.28
LOAN PROGRAM ADMIN E&E	03.075	2169	8,985,962.00	6,700,333.05	---	2,285,628.95
FEDERAL LOAN COMPLIANCE	03.075	3134	500,000.00	22,043.69	---	477,956.31
COLLECTION INVOICING	03.075	5075	4,000,000.00	3,717,335.43	---	282,664.57
LOAN PROGRAM ADMIN	03.075	7256	890,000.00	594,590.53	---	295,409.47
Federal Student Loan Reserve Fund (0881)						
LOAN PRGM REVOLVING FUND	03.085	0067	125,000,000.00	121,465,862.30	---	3,534,137.70
<b><u>State Colleges and Universities</u></b>						
Bingo Proceeds for Education Fund (0289)						
STL NURSING & OPTOMETRY	23.012	4024	300,000.00	102,089.04	197,910.00	0.96
UM-COL PLAN NURSING SHL	23.019	4036	300,000.00	26,528.00	273,472.00	---
Lottery Proceeds Fund (0291)						
UNIVERSITY OF CENTRAL MO	03.110	1539	4,985,715.00	4,836,144.00	---	149,571.00
SOUTHEAST MO STATE UNIV	03.115	1540	4,059,895.00	3,938,098.00	---	121,797.00
MO STATE UNIVERSITY	03.120	1545	7,675,409.00	7,445,147.00	---	230,262.00
TRUMAN STATE UNIVERSITY	03.130	1546	3,776,109.00	3,662,826.00	---	113,283.00
NORTHWEST MO STATE UNIV	03.135	1547	2,599,805.00	2,521,811.00	---	77,994.00
MO SOUTHERN ST UNIVERSITY	03.140	1549	1,972,820.00	1,913,635.00	---	59,185.00

MO WESTERN ST UNIVERSITY	03.145	1550	1,968,039.00	1,908,998.00	---	59,041.00
HARRIS STOWE ST UNIV	03.150	1551	908,704.00	881,443.00	---	27,261.00
UNIV OF MISSOURI CAMPUSES	03.155	1552	36,869,596.00	35,763,508.00	---	1,106,088.00
LINCOLN UNIVERSITY	03.125	1554	1,551,205.00	1,504,668.00	---	46,537.00
SIKESTON FACILITIES	23.009	3915	400,000.00	400,000.00	---	---
PERRYVILLE FACILITIES	23.009	3916	420,000.00	50,485.88	369,514.00	0.12
UMKC DENTAL SCHL PLANNING	23.020	4037	300,000.00	---	300,000.00	---
LINN TECH VEHICLE CENTER	23.005	4158	10,000,000.00	---	10,000,000.00	---
LINN STATE TECH COLLEGE	03.105	6227	420,528.00	407,912.00	---	12,616.00
Spinal Cord Injury Fund (0578)						
SPINAL CORD INJURY	03.180	5628	400,000.00	199,481.44	---	200,518.56
State Seminary Moneys Fund (0623)						
SEMINARY FUND INV INCOME	03.205	0616	250,000.00	209,106.89	---	40,893.11
Healthy Families Trust Fund (0625)						
UMC TELEMEDICINE	03.160	4046	437,640.00	437,640.00	---	---
Lewis and Clark Discovery Fund (0790)						
SEMSU-AUTISM CENTER	17.315	1472	2,638,000.00	321,758.00	2,316,242.00	---
UM-ED&OUTREACH CNT	17.340	1530	3,132,850.00	73,657.00	3,059,193.00	---
UM-ATCH&HOLT FACILITY	17.345	1586	599,751.00	19,994.00	579,757.00	---
UM-HOWARD CO FACILITY	17.350	1607	3,137,612.00	139,378.00	2,998,234.00	---
UM-GENTRY CO CENTER	17.355	1666	330,589.00	193,098.00	137,491.00	---
UM-GRUNDY CO BLDG	17.360	1667	716,816.00	45,560.00	671,256.00	---
UM-CRAWFORD FACILITY	17.365	1668	590,827.00	63,724.00	527,103.00	---
UM-BOONE CO FACILITY	17.370	1671	2,404,470.41	18,897.00	2,385,573.00	0.41
UM-CALLAWAY FACILITY	17.375	1672	600,000.00	---	600,000.00	---
UMKC-PHARM & NURSE BLDG	16.010	1677	15,000,000.00	7,279,064.07	7,720,935.00	0.93
UCM-MORROW&GARRISON BLDG	17.255	2932	13,229,000.00	1,737,940.00	11,491,060.00	---
HSSU-CHILD&PARENT EDU CNT	17.260	2935	14,683,989.00	11,162,355.53	3,521,633.00	0.47
LU-JASON HALL	17.265	2936	2,866,661.13	2,313,243.13	553,418.00	---
MSSU-HEALTH SCIENCE BLDG	17.275	2939	18,207,922.00	7,697,812.00	10,510,110.00	---
MSU-PHASE I FREUP	17.280	2940	29,681,727.40	5,787,030.40	23,894,697.00	---
MSU-INCUBATOR	17.285	2942	5,000,000.00	3,698,316.00	1,301,684.00	---
MWSU-AGENSTEIN SC & MATH	17.290	2946	28,454,023.00	7,755,691.00	20,698,332.00	---
NWMSU-PLANT BIO CNTR	17.295	2947	16,836,874.13	10,240,217.00	6,596,657.00	0.13
SE-INCUBATOR	17.305	2948	4,500,000.00	---	4,500,000.00	---
TSU-PERSHING BLDG	17.320	2949	21,494,302.94	1,540,170.57	19,954,132.00	0.37
UM-ELLIS FISCHER	16.005	2950	31,182,000.00	---	31,182,000.00	---
UM-PLANT SCIENCE BLDG	17.325	2957	5,000,000.00	800.00	4,999,200.00	---
UM-DELTA RESEARCH CNT	17.335	2961	1,979,323.00	252,511.00	1,726,812.00	---
UMR-ENGINEERING BLDG	17.385	2977	5,646,082.43	5,646,082.00	---	0.43
UMSL-BENTON & STADLER	17.390	2984	28,500,000.00	369,233.00	28,130,767.00	---
SESU RIVER CAMPUS	17.310	3484	660,000.00	660,000.00	---	---
UM-GREENLEY FACILITY	17.330	3488	1,929,207.00	69,467.00	1,859,740.00	---
LSTC-HEAVY EQUIPMENT TECH	17.270	3490	5,000,000.00	3,987,602.70	1,012,397.00	0.30
UMKC-DENTAL EQUIP	17.380	3548	1,707,833.00	1,694,201.00	13,632.00	---

**STATE OF MISSOURI  
SUMMARY OF APPROPRIATION ACTIVITY  
SPECIAL REVENUE FUNDS  
FOR THE APPROPRIATION YEAR 2009**

	H.B. No.	Appr. No.	Appropriations	Expenditures and Transfers Out	Reappropriations to 2010	Lapse of Appropriations
<b><u>DEPARTMENT OF HEALTH AND SENIOR SERVICES</u></b>						
Nursing Facility Quality of Care Fund (0271)						
HEALTH STATE OWNED	13.095	2584	2,275.00	2,241.80	---	33.20
REFUNDS	10.620	7331	9,606.00	1,537.00	---	8,069.00
Health Access Incentive Fund (0276)						
REFUNDS	10.620	2874	100.00	---	---	100.00
Mammography Fund (0293)						
REFUNDS	10.620	2873	100.00	---	---	100.00
Missouri Public Health Services Fund (0298)						
HEALTH STATE OWNED	13.095	2583	20.00	19.56	---	0.44
REFUNDS	10.620	7334	16,000.00	13,554.69	---	2,445.31
Endowed Care Cemetery Audit Fund (0562)						
REFUNDS	10.620	7492	2,899.00	1,944.65	---	954.35
Professional and Practical Nursing Student Loan and Nurse Loan Repayment Fund (0565)						
REFUNDS	10.620	7335	700.00	669.35	---	30.65
Health and Senior Services Document Services Fund (0646)						
REFUNDS	10.620	7336	46,334.00	46,216.24	---	117.76
Health - Donated Fund (0658)						
REFUNDS	10.620	2799	100.00	---	---	100.00
DOH DONATED FUNDS PS	10.625	4631	72,268.00	71,951.31	---	316.69
DOH DONATED FUNDS E&E	10.625	4632	1,643,730.00	1,539,297.91	---	104,432.09
Criminal Record System Fund (0671)						
REFUNDS	10.620	4486	333.00	333.00	---	---
Children's Trust Fund (0694)						
REFUNDS	10.620	7493	13,495.00	9,725.49	---	3,769.51
Childhood Lead Testing Fund (0899)						
REFUNDS	10.620	5046	33.00	33.00	---	---
<b><u>State Public Health Lab</u></b>						
Missouri Public Health Services Fund (0298)						
PUBLIC HEALTH LAB PS	10.675	0222	1,327,031.00	1,234,369.02	---	92,661.98
PUBLIC HEALTH LAB E&E	10.675	0223	3,260,202.00	3,056,424.90	---	203,777.10
HEALTH LAB MEDICAID E&E	10.675	1935	450,000.00	450,000.00	---	---
Childhood Lead Testing Fund (0899)						
PUBLIC HEALTH LAB PS	10.675	7249	16,481.00	16,481.00	---	---
PUBLIC HEALTH LAB E&E	10.675	7250	31,379.00	31,379.00	---	---

**Administration**

Nursing Facility Quality of Care Fund (0271)							
DIVISION OF ADMIN E&E	10.605	6114	300,000.00	300,000.00	---	---	
Health Access Incentive Fund (0276)							
DIVISION OF ADMIN E&E	10.605	0217	50,210.00	49,994.90	---	215.10	
Mammography Fund (0293)							
DIVISION OF ADMIN E&E	10.605	3750	80,000.00	79,974.00	---	26.00	
Missouri Public Health Services Fund (0298)							
DIVISION OF ADMIN PS	10.605	1799	129,417.00	37,204.99	---	92,212.01	
DIVISION OF ADMIN E&E	10.605	1800	137,491.00	---	---	137,491.00	
Loan and Nurse Loan Repayment Fund (0565)							
DIVISION OF ADMIN E&E	10.605	3751	40,000.00	40,000.00	---	---	
Health and Senior Services Document Services Fund (0646)							
DIVISION OF ADMIN E&E	10.605	7697	206,496.00	171,445.66	---	35,050.34	
Putative Father Registry Fund (0780)							
DIVISION OF ADMIN E&E	10.605	3259	25,000.00	25,000.00	---	---	
Organ Donor Program Fund (0824)							
DIVISION OF ADMIN E&E	10.605	3752	25,000.00	25,000.00	---	---	

**Division of Community and Public Health**

Health Care Technology Fund (0170)						
HLTHCARE TECH IM REGISTRY	10.604	3459	400,000.00	400,000.00	---	---
Health Initiatives Fund (0275)						
DIV COMM&PUBLIC HLTH PS	10.635	1219	49,242.00	47,691.93	---	1,550.07
DIV COMM&PUBLIC HLTH PROG	10.645	3365	1,500,000.00	1,323,125.89	---	176,874.11
SCHOOL HEALTH GRANTS	10.645	3974	5,364,564.00	5,328,351.64	---	36,212.36
Health Access Incentive Fund (0276)						
DIV COMM&PUBLIC HLTH PS	10.635	1220	94,028.00	86,613.78	---	7,414.22
HLTHCARE WORKFORCE STUDY	10.660	3149	250,000.00	82,815.48	---	167,184.52
PRIMO PROGRAM	10.660	3931	3,021,500.00	2,995,580.15	---	25,919.85
Missouri Public Health Services Fund (0298)						
DIV COMM&PUBLIC HLTH PS	10.635	1232	325,199.00	152,240.24	---	172,958.76
DIV COMM&PUBLIC HLTH E&E	10.635	1233	116,507.00	22,546.58	---	93,960.42
GENETICS PROGRAM	10.645	1690	276,750.00	276,750.00	---	---
Professional and Practical Nursing Student Loan and Nurse Loan Repayment Fund (0565)						
DIV COMM&PUBLIC HLTH PS	10.635	1221	72,526.00	54,040.22	---	18,485.78
DIV COMM&PUBLIC HLTH E&E	10.635	1223	16,900.00	13,871.71	---	3,028.29
NURSE LOAN PROGRAM	10.660	3937	499,752.00	390,450.00	---	109,302.00
Healthy Families Trust Fund (0625)						
DIV COMM&PUBLIC HLTH PROG	10.645	3688	200,000.00	199,990.52	---	9.48
Health and Senior Services Document Services Fund (0646)						
DIV COMM&PUBLIC HLTH PS	10.635	1234	360,142.00	359,786.65	---	355.35
DIV COMM&PUBLIC HLTH E&E	10.635	1236	275,000.00	116,128.31	---	158,871.69

**STATE OF MISSOURI  
SUMMARY OF APPROPRIATION ACTIVITY  
SPECIAL REVENUE FUNDS  
FOR THE APPROPRIATION YEAR 2009**

	H.B. No.	Appr. No.	Appropriations	Expenditures and Transfers Out	Reappropriations to 2010	Lapse of Appropriations
<b>Health - Donated Fund (0658)</b>						
DIV COMM&PUBLIC HLTH PS	10.635	1242	174,182.00	151,275.72	---	22,906.28
DIV COMM&PUBLIC HLTH E&E	10.635	1244	633,089.00	633,089.00	---	---
PRIMO PROGRAM	10.660	3932	839,525.00	697,000.00	---	142,525.00
<b>Hazardous Waste Fund (0676)</b>						
DIV COMM&PUBLIC HLTH PS	10.635	1663	196,479.00	152,121.19	---	44,357.81
DIV COMM&PUBLIC HLTH E&E	10.635	1664	68,532.00	55,784.37	---	12,747.63
<b>Head Injury Fund (0742)</b>						
HEAD INJURY SERVICES	10.645	7527	852,400.00	852,395.84	---	4.16
<b>Putative Father Registry Fund (0780)</b>						
DIV COMM&PUBLIC HLTH PS	10.635	1247	73,721.00	35,549.02	---	38,171.98
DIV COMM&PUBLIC HLTH E&E	10.635	1251	28,756.00	123.28	---	28,632.72
<b>MO Health Care Access Fund (0806)</b>						
HEALTHCARE ACCESS	10.660	2290	1.00	---	---	1.00
<b>Organ Donor Program Fund (0824)</b>						
DIV COMM&PUBLIC HLTH PS	10.635	1225	108,540.00	54,513.52	---	54,026.48
DIV COMM&PUBLIC HLTH E&E	10.635	1230	82,010.00	53,337.55	---	28,672.45
DIV COMM&PUBLIC HLTH PROG	10.645	1257	100,000.00	---	---	100,000.00
<b>Blindness Education, Screening and Treatment Program Fund (0892)</b>						
SCHOOL VISION EXAMS	10.645	2762	99,000.00	3,365.00	---	95,635.00
<b>Missouri Lead Abatement Loan Fund (0893)</b>						
LEAD ABATEMENT LOAN PRGM	10.645	5313	76,000.00	---	---	76,000.00
<b>Governor's Council on Physical Fitness Institution Gift Trust Fund (0924)</b>						
DIV COMM&PUBLIC HLTH E&E	10.635	2431	50,000.00	20,057.54	---	29,942.46
<b>Crippled Children Fund (0950)</b>						
CHILD W/SPECIAL NEEDS	10.645	7726	75,000.00	16,922.49	---	58,077.51
<b><u>Division of Senior and Disability Service</u></b>						
<b>Health Care Technology Fund (0170)</b>						
HEALTHCARE TECH CASE MGMT	10.604	3446	1,159,034.00	1,138,765.00	---	20,269.00
<b>Elderly Home-Delivered Meals Trust Fund (0296)</b>						
AAA CONTRACTS	10.700	4521	200,000.00	67,836.00	---	132,164.00
<b><u>Division of Regulation and Licensure</u></b>						
<b>Nursing Facility Quality of Care Fund (0271)</b>						
DIV OF REG&LICENSURE PS	10.715	1270	1,007,677.00	999,187.16	---	8,489.84
DIV OF REG&LICENSURE E&E	10.715	1271	984,443.00	628,593.84	---	355,849.16

Health Access Incentive Fund (0276)							
DIV OF REG&LICENSURE PS	10.715	1273	72,171.00	69,344.87	---	2,826.13	
DIV OF REG&LICENSURE E&E	10.715	1274	11,450.00	9,211.91	---	2,238.09	
Mammography Fund (0293)							
DIV OF REG&LICENSURE PS	10.715	1275	61,387.00	52,181.27	---	9,205.73	
DIV OF REG&LICENSURE E&E	10.715	1276	13,560.00	9,660.79	---	3,899.21	
Early Childhood Development, Education and Care Fund (0859)							
DIV OF REG&LICENSURE PS	10.715	1278	206,785.00	26,923.08	---	179,861.92	
DIV OF REG&LICENSURE E&E	10.715	1280	57,561.00	---	---	57,561.00	
CHILD CARE IMPROVE PRGM	10.720	3196	728,740.00	663,258.31	---	65,481.69	

**DEPARTMENT OF TRANSPORTATION**

Motorcycle Safety Trust Fund (0246)							
MAINTENANCE E&E	04.215	6311	425,000.00	378,890.05	---	46,109.95	
Grade Crossing Safety Account Fund (0290)							
RR GRADE CROSSING HAZARDS	04.315	6179	4,982,250.00	2,408,872.28	---	2,573,377.72	
State Highways and Transportation Department Fund (0644)							
HRC HIGHWAY FUND REFUNDS	04.235	6172	800,000.00	17,541.60	---	782,458.40	
HRC MOTOR FUEL TAX REFUND	04.235	6173	30,000,000.00	24,411,297.25	---	5,588,702.75	
Railroad Expense Fund (0659)							
MULTIMODAL OPS ADMIN PS	04.245	6174	446,612.00	369,242.62	---	77,369.38	
MULTIMODAL OPS ADMIN E&E	04.245	6175	151,421.00	48,560.96	---	102,860.04	
SUPPORT TO MULTIMODAL DIV	04.250	6180	102,532.00	80,475.49	---	22,056.51	
FRINGES MULTIMODAL PS	04.245	6181	147,606.00	123,051.07	---	24,554.93	
State Transportation Fund (0675)							
FRINGES MULTIMODAL PS	04.245	0115	49,930.00	37,225.25	---	12,704.75	
SUPPORT TO MULTIMODAL DIV	04.250	0436	50,951.00	30,302.17	---	20,648.83	
TRANSIT FUNDS COUNTED	04.260	0786	250,000.00	250,000.00	---	---	
MO AMTRAK STATIONS	04.310	1046	25,000.00	25,000.00	---	---	
MULTIMODAL OPS ADMIN E&E	04.245	2270	10,395.00	5,804.10	---	4,590.90	
STATE MATCH FOR AMTRAK	04.305	4267	1,100,000.00	1,056,346.00	---	43,654.00	
PORT AUTH FINANCIAL ASST	04.335	7489	450,000.00	450,000.00	---	---	
ELDRLY&DISAB TRAN ASSTIST	04.270	7512	1,100,000.00	1,100,000.00	---	---	
MULTIMODAL OPS ADMIN PS	04.245	9939	159,835.00	139,632.59	---	20,202.41	
Light Rail Safety Fund (0838)							
LIGHT RAIL SAFETY E&E	04.300	6178	1.00	---	---	1.00	
State Transportation Assistance Revolving Fund (0841)							
MULTIMODAL REVOLVING LOAN	04.255	4404	975,000.00	975,000.00	---	---	
Aviation Trust Fund (0952)							
AIRPORT CI & MAINT	04.325	1045	10,500,000.00	6,186,360.60	---	4,313,639.40	
MULTIMODAL OPS ADMIN PS	04.245	4660	482,604.00	470,404.21	---	12,199.79	
MULTIMODAL OPS ADMIN E&E	04.245	4661	324,827.00	324,827.00	---	---	
FRINGES MULTIMODAL PS	04.245	4662	222,807.00	215,467.45	---	7,339.55	
SUPPORT TO MULTIMODAL DIV	04.250	4857	67,067.00	67,067.00	---	---	

**STATE OF MISSOURI  
SUMMARY OF APPROPRIATION ACTIVITY  
SPECIAL REVENUE FUNDS  
FOR THE APPROPRIATION YEAR 2009**

	H.B. No.	Appr. No.	Appropriations	Expenditures and Transfers Out	Reappropriations to 2010	Lapse of Appropriations
<b><u>DEPARTMENT OF LABOR AND INDUSTRIAL RELATIONS</u></b>						
Workers' Compensation Fund (0652)						
DOLIR IT CONSOLIDATION PS	07.800	0201	56,650.00	---	---	56,650.00
DOLIR STATE OWNED	13.060	2698	373,156.00	354,786.40	---	18,369.60
DOLIR LEASING	13.060	3236	274,779.00	255,824.63	---	18,954.37
Special Employment Security Fund (0949)						
DOLIR IT CONSOLIDATION PS	07.800	0210	56,650.00	---	---	56,650.00
DOLIR STATE OWNED	13.060	2626	188,913.00	186,636.41	---	2,276.59
UNPROGRAMMED	18.010	3804	200,000.00	---	200,000.00	---
STATEWIDE M&R	18.010	3816	200,000.00	---	200,000.00	---
DOLIR LEASING	13.060	4338	3,900.00	3,671.37	---	228.63
<b><u>Division of Labor Standards</u></b>						
Workers' Compensation Fund (0652)						
ADMINISTRATION/LS PS	07.820	3565	226,819.00	63,091.57	---	163,727.43
ADMINISTRATION/LS E&E	07.820	3566	45,914.00	34,296.32	---	11,617.68
Child Labor Enforcement Fund (0826)						
ADMINISTRATION/LS E&E	07.820	2665	185,000.00	50,241.92	---	134,758.08
<b><u>Division of Workers' Compensation</u></b>						
Tort Victims Compensation Fund (0622)						
ADMIN WORK COMP E&E	07.840	5259	5,000.00	148.29	---	4,851.71
TORT VICTIMS COMP PAYMENT	07.860	6107	2,450,000.00	2,420,203.11	---	29,796.89
Workers' Compensation Fund (0652)						
ADMIN WORK COMP PS	07.840	0690	8,296,144.00	7,801,058.97	---	495,085.03
ADMIN WORK COMP E&E	07.840	0693	1,295,413.00	810,674.71	---	484,738.29
ADMIM WORK COMP REFUND	07.845	3573	50,000.00	---	---	50,000.00
Workers' Compensation - Second Injury Fund (0653)						
SECOND INJURY FUND CLAIMS	07.850	4636	76,250,000.00	66,880,176.74	---	9,369,823.26
SECOND INJURY REFUNDS	07.855	6106	250,000.00	60,989.69	---	189,010.31
<b><u>Division of Employment Security</u></b>						
War on Terror Unemp Comp Fund (0736)						
WAR ON TERROR E&E	07.885	3761	50,000.00	---	---	50,000.00
WAR ON TERROR	07.885	3762	300,000.00	---	---	300,000.00



Special Employment Security - Bond Proceeds  
Fund (0947)

BUFF BOND PROCEEDS E&E	07.890	7344	1.00	---	---	1.00
Special Employment Security Fund (0949)						
M&R STATEWIDE SESF	17.045	0708	391,412.00	---	391,412.00	---
M&R EMPLOYMENT SECURITY	17.120	0721	656,949.10	47,999.00	608,950.00	0.10
SPECIAL EMP SECURITY E&E	07.880	2945	1,885,358.00	1,630,160.72	---	255,197.28
EMP SEC EXTERIOR REPRS	18.070	4056	300,884.00	12,474.92	268,846.00	19,563.08
EMP SEC FIRE ELECTR	18.070	4059	853,190.28	41,961.56	720,698.00	90,530.72
SPECIAL EMP SECURITY PS	07.880	5414	504,509.00	327,290.58	---	177,218.42

**Labor and Industrial Relations Commission**

Workers' Compensation Fund (0652)

INDUSTRIAL COMMISSION PS	07.815	3096	457,291.00	416,610.39	---	40,680.61
INDUSTRIAL COMMISSION E&E	07.815	4526	71,263.00	24,069.90	---	47,193.10

**DEPARTMENT OF MENTAL HEALTH**

Compulsive Gamblers Fund (0249)

MENTAL HEALTH STATE OWNED	13.090	2592	1,677.00	1,598.32	---	78.68
Health Initiatives Fund (0275)						
MENTAL HEALTH STATE OWNED	13.090	2596	7,554.00	7,169.00	---	385.00
Mental Health Earnings Fund (0288)						
MENTAL HEALTH STATE OWNED	13.090	2597	4,195.00	3,995.36	---	199.64
Mental Health Trust Fund (0926)						
MENTAL HLT TRUST FUND PS	10.045	4136	827,464.00	221,843.31	---	605,620.69
MENTAL HLT TRUST FUND E&E	10.045	4137	1,283,486.00	689,108.97	---	594,377.03

**Division of Alcohol and Drug Abuse**

Compulsive Gamblers Fund (0249)

COMPULSIVE GAMBLING TRTMT	10.115	0313	454,615.00	317,872.52	---	136,742.48
COMPULSIVE GAMBLING PS	10.115	2451	39,936.00	39,934.22	---	1.78
COMPULSIVE GAMBLING E&E	10.115	2452	5,194.00	4,193.84	---	1,000.16
Health Initiatives Fund (0275)						
ADA ADMIN PS	10.100	1839	45,069.00	45,068.90	---	0.10
ADA TREATMENT-MEDICAID MT	10.110	2044	1,968,896.00	1,968,896.00	---	---
COMMUNITY 2000	10.105	3145	82,148.00	82,148.00	---	---
ADA ADOLESCENT TRMT	10.110	3146	5,445.00	4,093.00	---	1,352.00
ADA TREATMENT SERVICES	10.110	4151	4,194,285.00	4,194,285.00	---	---
SATOP PS	10.120	7247	190,262.00	190,261.83	---	0.17
SATOP E&E	10.120	7248	51,204.00	48,783.98	---	2,420.02
Mental Health Earnings Fund (0288)						
SATOP	10.120	3901	4,331,651.00	4,295,882.53	---	35,768.47
ADA ADMIN PS	10.100	4140	114,061.00	114,060.93	---	0.07
ADA ADMIN E&E	10.100	4141	52,372.00	40,085.32	---	12,286.68

**STATE OF MISSOURI  
SUMMARY OF APPROPRIATION ACTIVITY  
SPECIAL REVENUE FUNDS  
FOR THE APPROPRIATION YEAR 2009**

	H.B. No.	Appr. No.	Appropriations	Expenditures and Transfers Out	Reappropriations to 2010	Lapse of Appropriations
<b>Healthy Families Trust Fund (0625)</b>						
PREVENTION & EDU SVS E&E	10.105	3585	300,000.00	300,000.00	---	---
ADA TREATMENT-MEDICAID MT	10.110	3587	1,885,637.00	1,885,637.00	---	---
ADA TREATMENT SERVICES	10.110	3594	100,000.00	100,000.00	---	---
<b>DMH Local Tax Matching Fund (0930)</b>						
ADA TREATMENT-MEDICAID MT	10.110	3765	708,343.00	263,269.63	---	445,073.37
<b><u>Division of Comprehensive Psychiatric Services</u></b>						
<b>Health Care Technology Fund (0170)</b>						
CPS ADMIN E&E	10.200	3148	3,825,000.00	---	---	3,825,000.00
HEALTHCARE TECHNOLOGY E&E	10.025	3625	1,250,000.00	1,250,000.00	---	---
<b>Mental Health Earnings Fund (0288)</b>						
ADULT COMMUNITY PROGRAM	10.210	3551	223,740.00	223,740.00	---	---
<b>Mental Health Trust Fund (0926)</b>						
NW MO PSY REHAB CTR PS	10.305	2768	447,558.00	---	---	447,558.00
LAW ENFCM COM TRAINING EE	10.210	3465	266,235.00	---	---	266,235.00
<b>DMH Local Tax Matching Fund (0930)</b>						
ADULT COM PRG-MEDICAID MT	10.210	3766	241,291.00	120,000.00	---	121,291.00
YOUTH COM PRG-MEDICAID MT	10.225	3767	390,270.00	366,559.41	---	23,710.59
<b><u>Division of Developmental Disabilities</u></b>						
<b>Mental Health Housing Trust Fund (0277)</b>						
MHTF CAP PROJ CNTR E&E	10.425	3468	301,867.00	290,000.00	---	11,867.00
<b>DMH Local Tax Matching Fund (0930)</b>						
MRDD COM PRG-MEDICAID MT	10.410	3768	15,263,239.00	15,263,238.61	---	0.39
<b><u>DEPARTMENT OF NATURAL RESOURCES</u></b>						
<b>Missouri Air Emission Reduction Fund (0267)</b>						
REFUND ACCOUNTS	06.400	1591	16,000.00	10,060.00	---	5,940.00
<b>Natural Resources Protection Fund (0555)</b>						
DNR SPENDING AUTHORITY	18.065	3367	4,225,000.00	1,522,810.52	2,702,189.00	0.48
<b>Natural Resources Protection - Water Pollution Permit Fee Subaccount Fund (0568)</b>						
REFUND ACCOUNTS	06.400	2739	36,925.00	26,526.21	---	10,398.79
<b>Solid Waste Management - Scrap Tire Subaccount Fund (0569)</b>						
REFUND ACCOUNTS	06.400	3536	165.00	---	---	165.00

Solid Waste Management Fund (0570)							
REFUND ACCOUNTS	06.400	3537	1,165.00	---	---	1,165.00	
Metallic Minerals Waste Management Fund (0575)							
REFUND ACCOUNTS	06.400	3538	165.00	---	---	165.00	
Natural Resources Protection - Air Pollution Asbestos Fee Subaccount Fund (0584)							
REFUND ACCOUNTS	06.400	2740	9,930.00	1,465.00	---	8,465.00	
Underground Storage Tank Regulation Program Fund (0586)							
REFUND ACCOUNTS	06.400	2742	4,965.00	375.00	---	4,590.00	
Natural Resources Protection - Air Pollution Permit Fee Subaccount Fund (0594)							
REFUND ACCOUNTS	06.400	2743	56,887.00	5,185.04	---	51,701.96	
Water and Wastewater Loan Revolving Fund (0602)							
REFUND ACCOUNTS	06.400	3539	25,605.00	---	---	25,605.00	
Parks Sales Tax Fund (0613)							
REFUND ACCOUNTS	06.400	3374	2,165.00	1.89	---	2,163.11	
Soil and Water Sales Tax Fund (0614)							
REFUND ACCOUNTS	06.400	3540	329.00	---	---	329.00	
Water and Wastewater Loan Fund (0649)							
REFUND ACCOUNTS	06.400	3541	165.00	---	---	165.00	
Groundwater Protection Fund (0660)							
REFUND ACCOUNTS	06.400	2744	3,000.00	900.00	---	2,100.00	
Energy Set-Aside Program Fund (0667)							
REFUND ACCOUNTS	06.400	7491	2,039.00	9.88	---	2,029.12	
State Land Survey Program Fund (0668)							
REFUND ACCOUNTS	06.400	3542	165.00	---	---	165.00	
Hazardous Waste Fund (0676)							
REFUND ACCOUNTS	06.400	2746	44,430.00	18,390.17	---	26,039.83	
Safe Drinking Water Fund (0679)							
REFUND ACCOUNTS	06.400	2745	17,748.00	14,726.49	---	3,021.51	
Coal Mine Land Reclamation Fund (0684)							
REFUND ACCOUNTS	06.400	3544	165.00	---	---	165.00	
Oil and Gas Remedial Fund (0699)							
REFUND ACCOUNTS	06.400	7418	1,000.00	---	---	1,000.00	
Biodiesel Fuel Revolving Fund (0730)							
REFUND ACCOUNTS	06.400	5261	165.00	---	---	165.00	
Storm Water Loan Revolving Fund (0754)							
REFUND ACCOUNTS	06.400	6865	200.00	---	---	200.00	
Rural Water and Sewer Loan Revolving Fund (0755)							
REFUND ACCOUNTS	06.400	6866	165.00	---	---	165.00	
Geologic Resources Fund (0801)							
REFUND ACCOUNTS	06.400	2891	400.00	---	---	400.00	

**STATE OF MISSOURI  
SUMMARY OF APPROPRIATION ACTIVITY  
SPECIAL REVENUE FUNDS  
FOR THE APPROPRIATION YEAR 2009**

	H.B. No.	Appr. No.	Appropriations	Expenditures and Transfers Out	Reappropriations to 2010	Lapse of Appropriations
Recruitment and Retention Scholarship Fund (0832)						
MINORITY SCHOLARSHIPS	06.430	3495	50,000.00	---	---	50,000.00
Missouri Alternative Fuel Vehicle Loan Fund (0886)						
REFUND ACCOUNTS	06.400	3130	50.00	---	---	50.00
Dry-Cleaning Environmental Response Trust Fund (0898)						
REFUND ACCOUNTS	06.400	3129	5,000.00	940.00	---	4,060.00
Mined Land Reclamation Fund (0906)						
REFUND ACCOUNTS	06.400	2748	9,930.00	1,650.00	---	8,280.00
Babler State Park Fund (0911)						
REFUND ACCOUNTS	06.400	3375	467.00	440.00	---	27.00
<b><u>Department Operations</u></b>						
Solid Waste Management Fund (0570)						
DEPT OPERATIONS PS	06.200	2274	24,553.00	11,874.40	---	12,678.60
DT OP-CONTRACT AUDITS E&E	06.200	2295	90,085.00	79,332.50	---	10,752.50
Soil and Water Sales Tax Fund (0614)						
DT OP-CONTRACT AUDITS E&E	06.200	2299	106,000.00	105,755.00	---	245.00
Water and Wastewater Loan Fund (0649)						
DEPT OPERATIONS E&E	06.200	1816	27,000.00	---	---	27,000.00
<b><u>Soil and Water Conservation Program</u></b>						
Soil and Water Sales Tax Fund (0614)						
SPECIAL AREA LAND TREATMT	06.230	1420	6,896,200.00	6,890,639.39	---	5,560.61
SOIL & WATER RES GRANT	06.230	1423	185,000.00	168,095.98	---	16,904.02
COST SHARE GRANT	06.230	1425	20,451,832.00	20,430,169.38	---	21,662.62
LOAN INTEREST SHARE PRGM	06.230	1427	300,000.00	75,740.42	---	224,259.58
SOIL & WATER CONSERV PS	06.215	5338	1,403,171.00	1,341,787.66	---	61,383.34
SOIL & WATER CONSERV E&E	06.215	5339	1,156,799.00	1,156,640.29	---	158.71
GRANTS TO SOIL DISTRICTS	06.230	7607	9,647,404.00	9,624,598.44	---	22,805.56
<b><u>Energy Center</u></b>						
Utilicare Stabilization Fund (0134)						
ENERGY EFFICIENT SERVICES	06.210	4218	100.00	---	---	100.00
Energy Set-Aside Programm Fund (0667)						
ENERGY EFFICIENT SERVICES	06.210	2469	8,688,707.00	3,544,286.25	---	5,144,420.75
ENERGY CNTR OPERATING PS	06.205	2702	417,753.00	369,716.24	---	48,036.76
ENERGY CNTR OPERATING E&E	06.205	2703	91,548.00	52,732.98	---	38,815.02

Biodiesel Fuel Revolving Fund (0730)							
ENERGY CNTR OPERATING PS	06.205	1896	3,451.00	352.34	---	---	3,098.66
ENERGY EFFICIENT SERVICES	06.210	5459	143,985.00	143,984.36	---	---	0.64
Missouri Alternative Fuel Vehicle Loan Fund (0886)							
ENERGY EFFICIENT SERVICES	06.210	1965	2,000.00	---	---	---	2,000.00
<b><u>Division of Environmental Quality</u></b>							
Missouri Air Emission Reduction Fund (0267)							
GATEWAY VEHICLE INSPEC PS	06.295	1938	618,758.00	618,539.83	---	---	218.17
GATEWAY VEHICLE INSPEC EE	06.295	1939	713,658.00	320,452.98	---	---	393,205.02
AIR POLLUTION CNTRL PS	06.215	4381	80,123.00	72,961.98	---	---	7,161.02
AIR POLLUTION CNTRL E&E	06.215	4384	8,756.00	---	---	---	8,756.00
AIR POLL CONTROL GRANTS	06.255	4385	505,000.00	326,021.08	---	---	178,978.92
Natural Resources Protection Fund (0555)							
ENVIRONMENTAL DAMAGES	06.285	2415	774,391.00	462,173.03	---	---	312,217.97
HAZARDOUS WASTE PS	06.215	5377	70,807.00	69,075.15	---	---	1,731.85
HAZARDOUS WASTE E&E	06.215	5383	5,360.00	5,324.66	---	---	35.34
AIR POLLUTION CNTRL E&E	06.215	5494	20.00	---	---	---	20.00
WATER PROTECTION PRG E&E	06.215	7178	53,346.00	46,367.05	---	---	6,978.95
Natural Resources Protection - Water Pollution Permit Fee Subaccount Fund (0568)							
WATER QUALITY STUDY GRANT	06.245	1359	50,000.00	---	---	---	50,000.00
ENVIRONMENTAL DAMAGES	06.285	4301	50,000.00	50,000.00	---	---	---
WATER PROTECTION PRG PS	06.215	7174	1,578,220.00	1,528,375.39	---	---	49,844.61
WATER PROTECTION PRG E&E	06.215	7179	884,048.00	370,452.67	---	---	513,595.33
Solid Waste Management - Scrap Tire Subaccount Fund (0569)							
SOLID WASTE MANAGEMENT	06.270	1419	1,636,999.00	888,607.42	---	---	748,391.58
SOLID WASTE MGMT PS	06.215	5389	175,550.00	165,054.19	---	---	10,495.81
SOLID WASTE MGMT E&E	06.215	5392	21,764.00	21,748.12	---	---	15.88
Solid Waste Management Fund (0570)							
SOLID WASTE MANAGEMENT	06.270	1418	17,379,904.00	9,508,825.59	---	---	7,871,078.41
SOLID WASTE MGMT PS	06.215	5390	1,569,969.00	1,463,913.49	---	---	106,055.51
SOLID WASTE MGMT E&E	06.215	5393	553,696.00	295,065.80	---	---	258,630.20
HAZARDOUS WASTE PS	06.215	5529	10,996.00	10,847.26	---	---	148.74
Metallic Minerals Waste Management Fund (0575)							
LAND RECLAMATION PS	06.215	5398	59,378.00	55,036.65	---	---	4,341.35
LAND RECLAMATION E&E	06.215	5403	9,391.00	8,136.93	---	---	1,254.07
Natural Resources Protection - Air Pollution Asbestos Fee Subaccount Fund (0584)							
AIR POLLUTION CNTRL PS	06.215	5368	73,989.00	39,222.91	---	---	34,766.09
AIR POLLUTION CNTRL E&E	06.215	5373	37,599.00	389.96	---	---	37,209.04
AIR POLL CONTROL GRANTS	06.255	9766	75,000.00	14,666.00	---	---	60,334.00

**STATE OF MISSOURI  
SUMMARY OF APPROPRIATION ACTIVITY  
SPECIAL REVENUE FUNDS  
FOR THE APPROPRIATION YEAR 2009**

	H.B. No.	Appr. No.	Appropriations	Expenditures and Transfers Out	Reappropriations to 2010	Lapse of Appropriations
Underground Storage Tank Regulation Program Fund (0586)						
HAZARDOUS WASTE PS	06.215	5379	65,564.00	60,781.80	---	4,782.20
HAZARDOUS WASTE E&E	06.215	5385	11,557.00	10,706.26	---	850.74
Natural Resources Protection - Air Pollution Permit Fee Subaccount Fund (0594)						
AIR POLL CONTROL GRANTS	06.255	1364	1,522,000.00	1,416,954.18	---	105,045.82
AIR POLLUTION CNTRL PS	06.215	5369	3,427,366.00	3,365,947.58	---	61,418.42
AIR POLLUTION CNTRL E&E	06.215	5374	957,803.00	335,591.35	---	622,211.65
Water and Wastewater Loan Revolving Fund (0602)						
WATER & WASTEWATER LOAN	06.240	1446	116,580,502.00	108,545,250.74	---	8,035,251.26
DRINKING WATER LOAN	06.240	5470	14,000,000.00	8,088,843.32	---	5,911,156.68
Water and Wastewater Loan Fund (0649)						
DRINKING WATER LOAN	06.240	1442	10,000,000.00	1,992,807.27	---	8,007,192.73
WATER & WASTEWATER LOAN	06.240	1450	68,508,190.00	33,582,164.92	---	34,926,025.08
CLEAN WATER SRF	15.065	5560	50,000,000.00	---	---	50,000,000.00
DRINKING WATER SRF	15.065	5561	12,000,000.00	---	---	12,000,000.00
WATER PROTECTION PRG E&E	06.215	7180	1.00	---	---	1.00
Groundwater Protection Fund (0660)						
WATER PROTECTION PRG PS	06.215	2157	479,695.00	428,679.27	---	51,015.73
WATER PROTECTION PRG E&E	06.215	2158	103,664.00	73,125.64	---	30,538.36
Hazardous Waste Fund (0676)						
SUPERFUND CLEANUP	06.265	1172	804,281.00	586,146.38	---	218,134.62
HAZARDOUS WASTE PS	06.215	5380	1,412,568.00	1,294,231.41	---	118,336.59
HAZARDOUS WASTE E&E	06.215	5386	206,453.00	206,149.55	---	303.45
Safe Drinking Water Fund (0679)						
DRINKING WATER ANALYSIS	06.245	3382	600,000.00	372,779.74	---	227,220.26
WATER PROTECTION PRG PS	06.215	7175	422,816.00	422,810.86	---	5.14
WATER PROTECTION PRG E&E	06.215	7181	533,524.00	533,524.00	---	---
Coal Mine Land Reclamation Fund (0684)						
LAND RECLAMATION PS	06.215	5399	63,655.00	36,571.91	---	27,083.09
LAND RECLAMATION E&E	06.215	5404	18,101.00	6,838.29	---	11,262.71
COAL MINED LAND FUND PROJ	06.280	7454	850,000.00	---	---	850,000.00
Storm Water Loan Revolving Fund (0754)						
STORMWATER CONTROL LOANS	06.240	6848	1,014,141.00	---	---	1,014,141.00

Rural Water and Sewer Loan Revolving Fund (0755)							
RURAL WATER&SEWER LOANS	06.240	6849	190,175.00	---	---		190,175.00
Concentrated Animal Feeding Operation Indemnity Fund (0834)							
CAFO CLOSURES	06.250	3480	100,000.00	---	---		100,000.00
Dry-Cleaning Environmental Response Trust Fund (0898)							
HAZARDOUS WASTE PS	06.215	5467	198,525.00	196,824.12	---		1,700.88
HAZARDOUS WASTE E&E	06.215	5468	57,446.00	10,524.39	---		46,921.61
DRYCLEANERS CLEANUP	06.265	5469	394,524.00	394,524.00	---		---
Mined Land Reclamation Fund (0906)							
LAND RECLAMATION PS	06.215	5400	376,243.00	341,472.64	---		34,770.36
LAND RECLAMATION E&E	06.215	5405	219,450.00	109,043.19	---		110,406.81
LAND RECLMT BOND FORFEIT	06.280	7453	1,400,000.00	59,555.44	---		1,340,444.56
<b><u>Division of Geology and Land Survey</u></b>							
Natural Resources Protection - Water Pollution Permit Fee Subaccount Fund (0568)							
DGLS OPERATIONS PS	06.215	2161	13,455.00	2,377.09	---		11,077.91
DGLS OPERATIONS E&E	06.215	2162	6,924.00	---	---		6,924.00
Solid Waste Management Fund (0570)							
DGLS OPERATIONS PS	06.215	2163	114,335.00	89,842.32	---		24,492.68
DGLS OPERATIONS E&E	06.215	2164	15,500.00	13,620.26	---		1,879.74
State Land Survey Program Fund (0668)							
DGLS OPERATION PS	06.215	1961	843,119.00	749,516.24	---		93,602.76
DGLS OPERATION E&E	06.215	2414	159,666.00	99,711.26	---		59,954.74
LAND SURVEY RESTOR PROJ	06.315	2759	180,000.00	150,314.82	---		29,685.18
Hazardous Waste Fund (0676)							
DGLS OPERATIONS PS	06.215	2165	145,940.00	135,192.70	---		10,747.30
DGLS OPERATIONS E&E	06.215	2171	32,009.00	32,009.00	---		---
Oil and Gas Remedial Fund (0699)							
OIL & GAS REMEDIAL FUND	06.310	7767	23,000.00	---	---		23,000.00
Geologic Resources Fund (0801)							
DGLS OPERATION PS	06.215	2861	94,424.00	83,684.49	---		10,739.51
DGLS OPERATION E&E	06.215	2889	30,000.00	6,386.22	---		23,613.78
Dry-Cleaning Environmental Response Trust Fund (0898)							
DGLS OPERATIONS PS	06.215	2206	24,741.00	330.89	---		24,410.11
DGLS OPERATIONS E&E	06.215	2208	3,735.00	108.98	---		3,626.02
<b><u>Division of State Parks</u></b>							
Parks Sales Tax Fund (0613)							
STATE PARKS OPERATION E&E	06.320	0664	8,578,692.00	7,060,637.00	---		1,518,055.00
M&R DNR STATEWIDE PSTF	17.090	0716	3,581,771.87	987,412.05	2,594,359.00		0.82
STATE PARKS CI	17.095	0729	764,318.99	33,556.12	730,762.00		0.87

**STATE OF MISSOURI  
SUMMARY OF APPROPRIATION ACTIVITY  
SPECIAL REVENUE FUNDS  
FOR THE APPROPRIATION YEAR 2009**

	H.B. No.	Appr. No.	Appropriations	Expenditures and Transfers Out	Reappropriations to 2010	Lapse of Appropriations
LEVY DISTRICT PAYMENTS	06.320	1942	5,647.00	5,645.92	---	1.08
STATE PARKS OPERATION PS	06.320	2082	16,335,630.00	15,634,117.52	---	701,512.48
PAYMENT IN LIEU OF TAXES	06.335	2470	25,875.00	799.90	---	25,075.10
DNR STATEWIDE MR	18.060	4048	1,402,453.21	835,890.79	566,562.00	0.42
DNR WATER WASTE IMPROVE	18.060	4049	1,458,764.48	---	1,458,764.00	0.48
DNR UNPROGRAMMED	18.060	4050	2,262,075.19	482,228.33	1,779,846.00	0.86
VARIOUS LEWIS&CLARK PROJ	17.085	6406	102,564.00	---	---	102,564.00
BENNETT CAMP RENOVATE	17.075	6492	32.74	---	---	32.74
STATEWIDE RENOVATIONS	17.080	6504	216,489.16	9,650.36	---	206,838.80
BRUCE R WATKINS CENTER	06.330	9727	100,000.00	100,000.00	---	---
Meramec-Onondaga State Parks Fund (0698)						
STATE PARKS OPERATION E&E	06.320	2085	5,600.00	654.60	---	4,945.40
Economic Development Advancement Fund (0783)						
HISTORIC PRESERVATION PS	06.365	2834	96,732.00	94,728.90	---	2,003.10
HISTORIC PRESERVATION E&E	06.365	2837	14,437.00	6,404.85	---	8,032.15
Babler State Park Fund (0911)						
STATE PARKS OPERATION PS	06.320	2086	58,905.00	35,535.51	---	23,369.49
STATE PARKS OPERATION E&E	06.320	2087	106,579.00	59,000.00	---	47,579.00
<b><u>Field Services Division</u></b>						
Natural Resources Protection Fund (0555)						
FIELD SERVICES PS	06.215	4367	164,646.00	133,559.79	---	31,086.21
FIELD SERVICES E&E	06.215	4373	115,386.00	114,239.81	---	1,146.19
Natural Resources Protection - Water Pollution Permit Fee Subaccount Fund (0568)						
FIELD SERVICES PS	06.215	1827	1,768,009.00	1,740,185.49	---	27,823.51
FIELD SERVICES E&E	06.215	1828	223,364.00	223,339.16	---	24.84
Solid Waste Management - Scrap Tire Subaccount Fund (0569)						
FIELD SERVICES PS	06.215	1830	166,887.00	151,202.62	---	15,684.38
FIELD SERVICES E&E	06.215	1831	49,747.00	31,679.26	---	18,067.74
Solid Waste Management Fund (0570)						
FIELD SERVICES PS	06.215	1832	520,648.00	491,194.07	---	29,453.93
FIELD SERVICES E&E	06.215	1833	146,317.00	66,348.08	---	79,968.92
Natural Resources Protection - Air Pollution Asbestos Fee Subaccount Fund (0584)						
FIELD SERVICES PS	06.215	1834	52,741.00	10,935.44	---	41,805.56



Natural Resources Protection - Air Pollution						
Permit Fee Subaccount Fund (0594)						
FIELD SERVICES PS	06.215	1841	1,552,521.00	1,453,828.83	---	98,692.17
FIELD SERVICES E&E	06.215	1842	361,467.00	276,643.91	---	84,823.09
Soil and Water Sales Tax Fund (0614)						
FIELD SERVICES E&E	06.215	1852	30,423.00	23,558.53	---	6,864.47
Water and Wastewater Loan Fund (0649)						
FIELD SERVICES E&E	06.215	1854	1.00	---	---	1.00
Hazardous Waste Fund (0676)						
FIELD SERVICES PS	06.215	1855	225,470.00	224,726.34	---	743.66
FIELD SERVICES E&E	06.215	1857	35,000.00	34,234.43	---	765.57
HAZARD MAT ANALYSIS	06.235	3080	60,210.00	---	---	60,210.00
ENVIRONMENT EMERG RESPONS	06.235	3082	143,600.00	137,677.10	---	5,922.90
EMERGENCY RESPONSE LOAN	06.235	3083	150,000.00	---	---	150,000.00
Safe Drinking Water Fund (0679)						
FIELD SERVICES PS	06.215	2219	1,438,718.00	1,398,573.05	---	40,144.95
FIELD SERVICES E&E	06.215	2220	242,469.00	232,509.86	---	9,959.14

### **DEPARTMENT OF PUBLIC SAFETY**

State Highways and Transportation						
Department Fund (0644)						
RADIO INTEROPERABLE PHS 1	17.125	3764	563,511.00	323,633.17	239,877.00	0.83
STATEWIDE M&R	18.010	3815	500,000.00	---	500,000.00	---
Crime Victims' Compensation Fund (0681)						
PUBLIC SAFETY STATE OWNED	13.065	2627	15,048.00	14,177.00	---	871.00

### **Office of the Director**

Missouri Crime Prevention Information and						
Programming Fund (0253)						
DIRECTOR ADMIN E&E	08.005	2328	50,000.00	946.59	---	49,053.41
Peace Officer Standards and Training						
Commission Fund (0281)						
POST TRAINING	08.075	1645	1,415,000.00	1,403,115.34	---	11,884.66
State Forensic Laboratory Fund (0591)						
STATE FORENSIC LABS	08.065	8770	330,000.00	327,626.22	---	2,373.78
Services to Victims Fund (0592)						
DIRECTOR ADMIN PS	08.005	0782	23,848.00	23,683.10	---	164.90
DIRECTOR ADMIN E&E	08.005	0783	4,250.00	3,661.59	---	588.41
STATE SERVICES TO VICTIMS	08.035	8866	5,450,000.00	4,721,981.71	---	728,018.29
Crime Victims' Compensation Fund (0681)						
CRIME VICTIMS COMP	08.050	2279	6,987,329.00	6,464,927.84	---	522,401.16
DIRECTOR ADMIN E&E	08.005	5220	1,456,194.00	1,263,980.71	---	192,213.29
STATE SERVICES TO VICTIMS	08.035	5668	50,000.00	50,000.00	---	---
DIRECTOR ADMIN PS	08.005	8769	483,519.00	417,020.40	---	66,498.60
Antiterrorism Fund (0759)						
DIRECTOR ADMIN E&E	08.005	7530	5,000.00	---	---	5,000.00

**STATE OF MISSOURI  
SUMMARY OF APPROPRIATION ACTIVITY  
SPECIAL REVENUE FUNDS  
FOR THE APPROPRIATION YEAR 2009**

	H.B. No.	Appr. No.	Appropriations	Expenditures and Transfers Out	Reappropriations to 2010	Lapse of Appropriations
<b><u>Division of Fire Safety</u></b>						
Elevator Safety Fund (0257)						
F S ADMIN PS	08.165	5629	316,366.00	273,974.97	---	42,391.03
F S ADMIN E&E	08.165	5630	80,358.00	73,134.78	---	7,223.22
Chemical Emergency Preparedness Fund (0587)						
FIREFIGHTER TRAINING	08.170	1382	100,000.00	78,522.71	---	21,477.29
Boiler and Pressure Vessels Safety Fund (0744)						
F S ADMIN PS	08.165	6103	267,716.00	267,627.13	---	88.87
F S ADMIN E&E	08.165	6104	62,512.00	62,428.70	---	83.30
MO Explosives Safety Act Admin Fund (0804)						
F S ADMIN PS	08.165	2836	101,928.00	39,025.12	---	62,902.88
F S ADMIN E&E	08.165	2857	66,912.00	6,152.46	---	60,759.54
Fire Education Fund (0821)						
FIREFIGHTER TRAINING	08.170	0682	199,126.00	178,448.84	---	20,677.16
<b><u>State Highway Patrol</u></b>						
Gaming Commission Fund (0286)						
SHP TECHNICAL SERVICE PS	08.135	0636	20,502.00	---	---	20,502.00
SHP ENFORCEMENT E&E	08.100	1647	109,101.00	106,271.26	---	2,829.74
GASOLINE PURCHASE	08.105	1648	335,163.00	335,162.21	---	0.79
DPS-SHP INSTIT	13.070	2137	50,281.00	50,281.00	---	---
SHP ADMIN PS	08.090	2797	32,703.00	27,124.95	---	5,578.05
FRINGE BENEFITS PS	08.095	3276	117,389.00	95,985.27	---	21,403.73
FRINGE BENEFITS E&E	08.095	3277	12,693.00	---	---	12,693.00
SHP ADMIN E&E	08.090	4369	4,865.00	---	---	4,865.00
VEHICLE REPLACEMENT	08.110	4371	474,571.00	---	---	474,571.00
SHP ACADEMY PS	08.120	5917	163,329.00	157,887.82	---	5,441.18
SHP ACADEMY E&E	08.120	5918	82,298.00	78,912.83	---	3,385.17
Highway Patrol Inspection Fund (0297)						
VEH & DRIVER SAFETY	08.125	1379	91,000.00	90,963.48	---	36.52
State Forensic Laboratory Fund (0591)						
CRIME LABS E&E	08.115	8771	251,125.00	250,155.98	---	969.02
State Highways and Transportation Department Fund (0644)						
SHP TECHNICAL SERVICE PS	08.135	0630	12,504,707.00	11,077,199.22	---	1,427,507.78
M&R STATEWIDE SHTDF	17.045	0707	27,899.78	19,183.99	8,715.00	0.79
M&R HP	17.130	0723	254,927.66	151,960.35	102,967.00	0.31

HP GENERAL HQ ANNEX	17.135	0752	6,921.49	---	---	6,921.49
HP CDLS	17.145	0754	651,247.85	641,035.38	10,212.00	0.47
HP PUR. DRIV. STORAG	17.140	0756	510,302.44	82,133.61	---	428,168.83
SHP ADMIN PS	08.090	1130	5,391,472.00	5,077,085.30	---	314,386.70
SHP ADMIN E&E	08.090	1133	430,812.00	375,022.94	---	55,789.06
SHP ENFORCEMENT PS	08.100	1136	62,382,654.00	56,677,295.64	---	5,705,358.36
SHP ACADEMY PS	08.120	1143	1,403,375.00	1,360,202.97	---	43,172.03
SHP ACADEMY E&E	08.120	1148	76,872.00	69,286.27	---	7,585.73
VEH & DRIVER SAFETY PS	08.125	1150	10,240,307.00	9,822,914.31	---	417,392.69
VEH & DRIVER SAFETY E&E	08.125	1154	960,609.00	867,629.11	---	92,979.89
SHP ENFORCEMENT E&E	08.100	1430	7,764,229.00	7,417,763.91	---	346,465.09
DPS-SHP INSTIT	13.070	2159	1,530,503.00	1,463,942.00	---	66,561.00
SHP TECHNICAL SERVICE E&E	08.135	2285	10,664,013.00	10,338,659.76	---	325,353.24
DPS HP STATE OWNED	13.070	2788	122,309.00	115,939.33	---	6,369.67
INTEROPERABLE SYSTEM HWY	08.135	3143	2,350,000.00	---	---	2,350,000.00
SHP-TROOP C TOWER LEASING	13.070	3167	79,603.00	---	---	79,603.00
STATE HIGHWAY PATROL	13.070	3194	1,094,121.00	910,110.14	---	184,010.86
TROOP C HEADQUARTERS	17.150	3219	527,276.40	526,536.40	---	740.00
REFUND UNUSED STICKERS	08.130	3284	40,000.00	39,993.00	---	7.00
JASPER COUNTY CRIME LAB	23.076	3452	419,499.00	80,325.00	339,174.00	---
SPRINGFIELD CRIME LAB	23.077	3472	666,000.00	---	666,000.00	---
MSHPGQ REPLACE ROOF	18.080	4066	102,187.14	77,714.04	24,473.00	0.10
MSHPGQ UPGRADE ELECTR	18.080	4067	686,596.75	96,514.45	590,082.00	0.30
MSHPGQ EXTERIOR RENO	18.080	4068	540,327.00	31,605.23	508,721.00	0.77
MSHPGQ REPLACE WASTE LINE	18.080	4070	182,116.28	---	182,116.00	0.28
HP TROOP A REPAIR PAVING	18.080	4072	168,541.41	151,354.49	17,186.00	0.92
HP TROOP B REPLACE BOILER	18.080	4074	110,624.09	95,030.09	15,594.00	---
HP TROOP B UPGRADE ELECTR	18.080	4075	379,295.30	379,295.30	---	---
HP TROOP D UPGRADE ELECTR	18.080	4076	215,183.00	35,476.00	179,707.00	---
HP TROOP E UPGRADE ELECTR	18.080	4077	303,388.04	195,182.21	108,205.00	0.83
HP TROOP F HQ ELECTR	18.080	4081	423,631.30	50,568.54	373,062.00	0.76
HP TROOP F GARAGE ELECTR	18.080	4082	419,396.46	80,138.55	339,257.00	0.91
HP TROOP F OVERHEAD DOORS	18.080	4083	124,225.00	97,276.50	26,948.00	0.50
HP TROOP G OVERLAY PAVING	18.080	4084	149,327.00	77,939.92	71,387.00	0.08
HP TROOP H EXHAUST FANS	18.080	4085	67,222.10	67,222.10	---	---
HP TROOP H REPLACE ROOF	18.080	4087	486,961.25	374,567.83	112,393.00	0.42
HANNIBAL CDL SITE	23.070	4248	296,000.00	197,301.25	98,698.00	0.75
FRINGE BENEFITS PS	08.095	4346	48,315,070.00	44,194,575.88	---	4,120,494.12
FRINGE BENEFITS E&E	08.095	4349	5,807,981.00	5,524,273.34	---	283,707.66
VEHICLE REPLACEMENT	08.110	4370	5,121,046.00	4,951,853.00	---	169,193.00
GASOLINE PURCHASE	08.105	4472	3,092,282.00	3,086,471.49	---	5,810.51
CRIME LABS PS	08.115	5296	3,669,594.00	3,201,099.56	---	468,494.44
CRIME LABS E&E	08.115	5297	789,136.00	765,459.52	---	23,676.48

**STATE OF MISSOURI  
SUMMARY OF APPROPRIATION ACTIVITY  
SPECIAL REVENUE FUNDS  
FOR THE APPROPRIATION YEAR 2009**

	H.B. No.	Appr. No.	Appropriations	Expenditures and Transfers Out	Reappropriations to 2010	Lapse of Appropriations
<b>Criminal Record System Fund (0671)</b>						
SHP TECHNICAL SERVICE PS	08.135	0635	595,996.00	558,928.19	---	37,067.81
SHP ENFORCEMENT E&E	08.100	1431	4,412,409.00	1,793,879.09	---	2,618,529.91
SHP ADMIN PS	08.090	2121	40,110.00	37,250.51	---	2,859.49
DPS-SHP INSTIT	13.070	2160	59.00	59.00	---	---
SHP TECHNICAL SERVICE E&E	08.135	2286	1,373,386.00	487,412.59	---	885,973.41
STATE HIGHWAY PATROL	13.070	3007	4,800.00	2,525.00	---	2,275.00
FBI BACKGROUND CHARGES	08.100	6952	2,400,000.00	2,102,718.75	---	297,281.25
FRINGE BENEFITS PS	08.095	8867	2,066,038.00	1,881,921.39	---	184,116.61
FRINGE BENEFITS E&E	08.095	8868	233,586.00	130,606.62	---	102,979.38
SHP ENFORCEMENT PS	08.100	8870	3,218,684.00	3,201,546.95	---	17,137.05
CRIME LABS PS	08.115	8872	101,055.00	93,602.95	---	7,452.05
CRIME LABS E&E	08.115	8873	3,600.00	3,600.00	---	---
<b>Highway Patrol Academy Fund (0674)</b>						
DPS-SHP INSTIT	13.070	2176	28,611.00	28,611.00	---	---
SHP ACADEMY E&E	08.120	3441	624,914.00	286,954.00	---	337,960.00
SHP ACADEMY PS	08.120	6328	96,055.00	42,123.35	---	53,931.65
FRINGE BENEFITS PS	08.095	6329	59,160.00	24,013.00	---	35,147.00
FRINGE BENEFITS E&E	08.095	6330	5,545.00	3,924.23	---	1,620.77
<b>Highway Patrol's Motor Vehicle and Aircraft Revolving Fund (0695)</b>						
SHP ENFORCEMENT E&E	08.100	1967	469,500.00	337,778.09	---	131,721.91
FRINGE BENEFITS PS	08.095	2900	3,749.00	---	---	3,749.00
FRINGE BENEFITS E&E	08.095	2901	510.00	346.09	---	163.91
SHP ENFORCEMENT PS	08.100	2903	7,657.00	---	---	7,657.00
VEHICLE REPLACEMENT	08.110	6461	7,578,840.00	2,625,064.06	---	4,953,775.94
<b>Highway Patrol Traffic Records Fund (0758)</b>						
SHP TECHNICAL SERVICE PS	08.135	3682	74,555.00	67,332.46	---	7,222.54
SHP ENFORCEMENT EE	08.100	6892	343,500.00	139,474.45	---	204,025.55
FRINGE BENEFITS PS	08.095	7284	33,564.00	31,820.56	---	1,743.44
FRINGE BENEFITS E&E	08.095	7285	4,299.00	1,038.28	---	3,260.72
<b>DNA Profiling Analysis Fund (0772)</b>						
GHQ DNA STORAGE FACILITY	23.075	3002	307,560.00	---	307,560.00	---
CRIME LABS PS	08.115	7280	60,544.00	57,190.93	---	3,353.07
CRIME LABS E&E	08.115	7281	1,478,305.00	1,079,292.77	---	399,012.23
FRINGE BENEFITS PS	08.095	7282	39,644.00	25,445.41	---	14,198.59
FRINGE BENEFITS E&E	08.095	7283	6,026.00	2,223.66	---	3,802.34

Highway Patrol Expense Fund (0793)							
HP PERSONAL EQUIPMENT E&E	08.140	7045	65,000.00	53,361.43	---		11,638.57
Criminal Justice Network and Technology Revolving Fund (0842)							
SHP TECHNICAL SERVICE E&E	08.135	4113	1,557,000.00	1,556,153.83	---		846.17
<b><u>Division of Liquor Control</u></b>							
Healthy Families Trust Fund (0625)							
ALCOHOL & TOBACCO CNTR PS	08.155	3650	107,800.00	105,852.92	---		1,947.08
ALCOHOL & TOBACCO CNTR EE	08.155	3651	36,960.00	36,959.83	---		0.17
<b><u>Missouri State Water Patrol</u></b>							
Missouri State Water Patrol Fund (0400)							
STATE WATER PATROL PS	08.150	3595	1,665,244.00	1,526,621.60	---		138,622.40
STATE WATER PATROL E&E	08.150	3598	600,000.00	181,646.35	---		418,353.65
WATER PATROL MAINT SHOP	23.080	4126	804,929.00	30,294.80	774,634.00		0.20
<b><u>Adjutant General</u></b>							
Missouri National Guard Training Site Fund (0269)							
TRAINING SITE REVOLVING	08.280	3154	339,000.00	320,397.85	---		18,602.15
CONTRACT SERVICES PS	08.285	6942	19,032.00	18,583.00	---		449.00
Missouri National Guard Trust Fund (0900)							
NATIONAL GUARD TRUST FUND	08.250	1863	2,764,400.00	2,734,840.04	---		29,559.96
DPS-ADJ GEN INSTIT	13.075	3668	446,828.00	446,828.00	---		---
NATIONAL GUARD TRUST PS	08.250	7278	1,208,204.00	1,027,971.21	---		180,232.79
NATIONAL GUARD TRUST E&E	08.250	7279	1,469,325.00	801,848.30	---		667,476.70
CONTRACT SERVICES E&E	08.285	7524	231,249.00	230,864.80	---		384.20
<b><u>State Emergency Management Agency</u></b>							
Chemical Emergency Preparedness Fund (0587)							
A G SEMA PS	08.295	3882	155,790.00	154,240.03	---		1,549.97
A G SEMA E&E	08.295	3883	86,892.00	45,807.56	---		41,084.44
MERC DISTRIBUTIONS	08.300	3884	650,000.00	515,595.07	---		134,404.93
<b><u>Missouri Veterans' Commission</u></b>							
Veterans Trust Fund (0579)							
ADMIN & SERVICE E&E	08.175	0981	24,800.00	19,839.65	---		4,960.35
VETERANS HOMES E&E	08.185	2345	52,500.00	50,455.83	---		2,044.17
VETERAN'S VIDEOTAPING E&E	08.175	7064	1.00	---	---		1.00
<b><u>Missouri Gaming Commission</u></b>							
Compulsive Gamblers Fund (0249)							
GAMING E&E	08.195	3087	60,000.00	12,925.85	---		47,074.15
GAMING PS	08.195	3776	81,905.00	81,572.99	---		332.01

**STATE OF MISSOURI  
SUMMARY OF APPROPRIATION ACTIVITY  
SPECIAL REVENUE FUNDS  
FOR THE APPROPRIATION YEAR 2009**

	H.B. No.	Appr. No.	Appropriations	Expenditures and Transfers Out	Reappropriations to 2010	Lapse of Appropriations
<b>Gaming Commission Fund (0286)</b>						
GAMING COMM FRINGES PS	08.200	1542	4,809,328.00	3,593,196.30	---	1,216,131.70
GAMING COMM FRINGES E&E	08.200	1543	267,317.00	236,543.65	---	30,773.35
GAMING COMM REFUNDS	08.205	1651	65,000.00	50,300.00	---	14,700.00
GAMING & BINGO PS	08.195	2990	13,123,450.00	11,691,993.66	---	1,431,456.34
GAMING & BINGO E&E	08.195	2991	1,940,115.00	1,838,682.30	---	101,432.70
GAMING COMMISSION	13.080	3198	593,890.00	485,863.04	---	108,026.96
NCLGS DUES	08.195	7010	3,000.00	---	---	3,000.00
<b>Bingo Proceeds for Education Fund (0289)</b>						
BINGO REFUNDS	08.210	2994	5,000.00	---	---	5,000.00
<b>Missouri Breeders Fund (0605)</b>						
HORSE RACING BREEDERS	08.215	3295	5,000.00	2,000.00	---	3,000.00
<b><u>DEPARTMENT OF REVENUE</u></b>						
<b><u>Legal Services</u></b>						
<b>Motor Vehicle Commission Fund (0588)</b>						
LEGAL SERV PS	04.008	1745	455,981.00	455,604.12	---	376.88
LEGAL SERV E&E	04.008	1746	36,077.00	810.58	---	35,266.42
<b>State Highways and Transportation Department Fund (0644)</b>						
HWY COLL ATTORNEY FEES	04.005	0889	5,000.00	---	---	5,000.00
HWY COLL LEGAL SERV PS	04.005	1777	1,128,113.00	1,094,223.97	---	33,889.03
HWY COLL LEGAL SERV E&E	04.005	1778	140,023.00	95,926.01	---	44,096.99
<b><u>Fiscal Services</u></b>						
<b>Health Initiatives Fund (0275)</b>						
POSTAGE	04.010	1636	5,190.00	5,034.00	---	156.00
<b>Motor Vehicle Commission Fund (0588)</b>						
POSTAGE	04.010	6869	42,527.00	42,527.00	---	---
<b>Conservation Commission Fund (0609)</b>						
POSTAGE	04.010	6240	1,297.00	1,297.00	---	---
<b>State Highways and Transportation Department Fund (0644)</b>						
HWY COLL FISCAL SERV PS	04.005	1791	375,739.00	364,321.44	---	11,417.56
HWY COLL FISCAL SERV E&E	04.005	1794	81,589.00	78,805.16	---	2,783.84
HWY COLL POSTAGE	04.005	1796	1,959,537.00	1,905,834.00	---	53,703.00
HWY COLL-MAIL CONSOL PS	04.015	4242	114,737.00	98,238.81	---	16,498.19
<b>Breast Cancer Awareness Trust Fund (0915)</b>						
INCOME TAX CHECK OFF DIST	04.155	4448	10,000.00	---	---	10,000.00

**Customer Services - MVDL**

## Motor Vehicle Commission Fund (0588)

CS MV-DL-CAB PS	04.007	1714	246,374.00	245,811.02	---	562.98
CS MV-DL-CAB E&E	04.007	1715	372,604.00	367,485.11	---	5,118.89
FED & OTHER FUND REFUNDS	04.065	7292	5,000.00	923.25	---	4,076.75

## State Highways and Transportation

## Department Fund (0644)

HWY COLL CS MV-DL-CAB PS	04.005	1773	4,052,544.00	3,930,968.00	---	121,576.00
HWY COLL CS MV-DL-CAB E&E	04.005	1774	2,866,020.00	2,780,039.00	---	85,981.00

## Revenue Specialty Plate Fund (0775)

CS MV-DL-CAB PS	04.007	1722	2,206.00	1,040.00	---	1,166.00
CS MV-DL-CAB E&E	04.007	1723	3,000.00	2,779.50	---	220.50

**Customer Services - Taxation**

## Health Initiatives Fund (0275)

CIGARETTE TAX REFUNDS	04.090	1640	25,000.00	3,721.51	---	21,278.49
CUST SERV TAX PS	04.006	1701	49,332.00	43,766.40	---	5,565.60
CUST SERV TAX E&E	04.006	1702	4,382.00	3,554.82	---	827.18

## Gaming Proceeds for Education Fund (0285)

FED & OTHER FUND REFUNDS	04.065	3004	5,000.00	---	---	5,000.00
--------------------------	--------	------	----------	-----	-----	----------

## Gaming Commission Fund (0286)

FED & OTHER FUND REFUNDS	04.065	0929	5,000.00	---	---	5,000.00
--------------------------	--------	------	----------	-----	-----	----------

## Elderly Home-Delivered Meals Trust Fund (0296)

CUST SERV TAX PS	04.006	1703	12,582.00	11,773.61	---	808.39
------------------	--------	------	-----------	-----------	-----	--------

## Solid Waste Management - Scrap Tire

## Subaccount Fund (0569)

FED & OTHER FUND REFUNDS	04.065	1592	10,000.00	4,540.21	---	5,459.79
--------------------------	--------	------	-----------	----------	-----	----------

## Conservation Commission Fund (0609)

CUST SERV TAX PS	04.006	1706	539,472.00	538,995.23	---	476.77
CUST SERV TAX E&E	04.006	1707	16,344.00	12,960.83	---	3,383.17

## State School Money Fund (0616)

CIGARETTE TAX REFUNDS	04.090	1641	25,000.00	---	---	25,000.00
-----------------------	--------	------	-----------	-----	-----	-----------

## State Highways and Transportation

## Department Fund (0644)

HIGHWAY FUND REFUNDS	04.070	1245	2,290,564.00	1,321,413.05	---	969,150.95
REFUNDS OF MOTOR FUEL TAX	04.080	1248	11,414,000.00	11,297,484.75	---	116,515.25
HWY COLL CS TAX PS	04.005	1771	1,036,312.00	1,003,243.00	---	33,069.00
HWY COLL CS TAX E&E	04.005	1772	240,733.00	235,491.00	---	5,242.00

## Workers' Compensation Fund (0652)

WORKERS COMP REFUNDS	04.085	8360	2,057,888.00	2,057,887.52	---	0.48
----------------------	--------	------	--------------	--------------	-----	------

## Petroleum Inspection Fund (0662)

CUST SERV TAX PS	04.006	1708	32,531.00	32,336.84	---	194.16
CUST SERV TAX E&E	04.006	1709	2,966.00	2,867.20	---	98.80

## Motor Fuel Tax Fund (0673)

DIST TO CITIES MFT FUND	04.050	1246	188,000,000.00	181,390,103.88	---	6,609,896.12
-------------------------	--------	------	----------------	----------------	-----	--------------

**STATE OF MISSOURI  
SUMMARY OF APPROPRIATION ACTIVITY  
SPECIAL REVENUE FUNDS  
FOR THE APPROPRIATION YEAR 2009**

	H.B. No.	Appr. No.	Appropriations	Expenditures and Transfers Out	Reappropriations to 2010	Lapse of Appropriations
Missouri Office of Prosecution Services Fund (0680)						
FED & OTHER FUND REFUNDS	04.065	2311	5,100.00	5,009.69	---	90.31
Fair Share Trust Fund (0687)						
CIGARETTE TAX REFUNDS	04.090	1642	11,000.00	---	---	11,000.00
Revenue Specialty Plate Fund (0775)						
FED & OTHER FUND REFUNDS	04.065	7295	4,850.00	---	---	4,850.00
Aviation Trust Fund (0952)						
AVIATION TRUST REFUNDS	04.075	9815	75,000.00	58,079.26	---	16,920.74
 <b><u>DEPARTMENT OF SOCIAL SERVICES</u></b>						
Nursing Facility Quality of Care Fund (0271)						
SOCIAL SERVICES LEASING	13.100	0666	75,119.00	74,686.20	---	432.80
Health Initiatives Fund (0275)						
SOCIAL SRVS STATE OWNED	13.100	2658	27,274.00	25,831.33	---	1,442.67
Social Services Educational Improvement Fund (0620)						
SOCIAL SRVS STATE OWNED	13.100	2659	4,213.00	3,547.40	---	665.60
Blind Pension Fund (0621)						
SOCIAL SRVS STATE OWNED	13.100	2660	6,026.00	5,725.96	---	300.04
Youth Services Treatment Fund (0843)						
FED GRANTS & DONATIONS	11.015	5966	999.00	---	---	999.00
Early Childhood Development, Education and Care Fund (0859)						
SOCIAL SRVS STATE OWNED	13.100	2661	697.00	662.00	---	35.00
 <b><u>Division of Finance and Administrative Services</u></b>						
Premium Fund (0885)						
RECPT & DISBRSMT REFUNDS	11.040	6931	1,785,000.00	1,745,947.56	---	39,052.44
 <b><u>Family Support Division</u></b>						
Health Initiatives Fund (0275)						
IM FIELD STAFF/OPS PS	11.060	6287	763,888.00	759,724.87	---	4,163.13
IM FIELD STAFF/OPS E&E	11.060	6288	28,691.00	28,691.00	---	---



Blind Pension Fund (0621)							
BLIND ADMIN PS	11.150	0768	927,965.00	904,996.94	---	22,968.06	
BLIND ADMIN E&E	11.150	0770	181,490.00	162,105.82	---	19,384.18	
BLIND PENSIONS	11.110	1407	27,295,396.00	26,550,927.00	---	744,469.00	
SVS FOR VISUALLY IMPAIRED	11.155	5699	1,737,081.00	1,735,832.57	---	1,248.43	
Blindness Education, Screening and Treatment Program Fund (0892)							
SVS FOR VISUALLY IMPAIRED	11.155	3643	250,000.00	126,804.85	---	123,195.15	
<b><u>Children's Division</u></b>							
Health Initiatives Fund (0275)							
CHILD FIELD STAFF/OPS PS	11.195	6305	68,117.00	67,439.81	---	677.19	
CHILD FIELD STAFF/OPS E&E	11.195	6306	28,749.00	21,955.35	---	6,793.65	
Early Childhood Development, Education and Care Fund (0859)							
EARLY CHILDHOOD STARTUP	11.275	0730	3,689,400.00	3,332,927.45	---	356,472.55	
CHILDHOOD DEVELOPMENT	11.275	0731	3,074,500.00	2,982,265.00	---	92,235.00	
CHILDHOOD DEV CERTIF	11.275	0739	3,074,500.00	2,638,202.76	---	436,297.24	
PURCHASE OF CHILD CARE	11.275	2273	1,548,152.00	---	---	1,548,152.00	
ACCREDITED PROVIDERS	11.275	4628	3,074,500.00	1,836,889.96	---	1,237,610.04	
CHILDREN'S ADMIN PS	11.190	6298	44,283.00	42,733.23	---	1,549.77	
CHILDREN'S ADMIN E&E	11.190	6299	11,856.00	99.67	---	11,756.33	
<b><u>Division of Youth Services</u></b>							
Health Initiatives Fund (0275)							
YOUTH TREATMENT PRGM PS	11.285	3608	126,376.00	126,090.72	---	285.28	
YOUTH TREATMENT PRGM E&E	11.285	3609	9,127.00	9,111.79	---	15.21	
Gaming Commission Fund (0286)							
JUVENILE COURT DIVERSION	11.290	0186	500,000.00	453,315.13	---	46,684.87	
Social Services Educational Improvement Fund (0620)							
YOUTH TREATMENT PRGM PS	11.285	1748	2,743,367.00	2,741,000.36	---	2,366.64	
YOUTH TREATMENT PRGM E&E	11.285	1749	3,629,715.00	3,542,022.87	---	87,692.13	
Youth Services Products Fund (0764)							
YOUTH TREATMENT PRGM E&E	11.285	6870	1.00	---	---	1.00	
<b><u>MO HealthNet Division</u></b>							
Health Care Technology Fund (0170)							
HOSPITAL CARE	11.505	2643	200,000.00	200,000.00	---	---	
HEALTHCARE TECHNOLOGY	11.405	2910	5,750,000.00	1,041,212.11	---	4,708,787.89	
CLINICAL SRVC MGMT E&E	11.415	3685	2,487,500.00	2,487,500.00	---	---	
INFO SYS MMIS EE	11.435	3687	5,660,000.00	1,460,909.88	---	4,199,090.12	
FQHC HEALTH INFO	11.515	4201	5,000,000.00	3,049,227.00	---	1,950,773.00	
Nursing Facility Quality of Care Fund (0271)							
NF ELECT PILOT PRJ E&E	11.480	0166	450,000.00	225,000.00	---	225,000.00	
MO HEALTHNET ADMIN PS	11.400	1753	80,513.00	69,935.62	---	10,577.38	
MO HEALTHNET ADMIN E&E	11.400	1754	10,281.00	10,281.00	---	---	

**STATE OF MISSOURI  
SUMMARY OF APPROPRIATION ACTIVITY  
SPECIAL REVENUE FUNDS  
FOR THE APPROPRIATION YEAR 2009**

	H.B. No.	Appr. No.	Appropriations	Expenditures and Transfers Out	Reappropriations to 2010	Lapse of Appropriations
Health Initiatives Fund (0275)						
MO HEALTHNET ADMIN E&E	11.400	0216	31,385.00	27,362.00	---	4,023.00
MO HEALTHNET ADMIN PS MANAGED CARE	11.400	1670	303,795.00	282,072.29	---	21,722.71
HOME HEALTH-PACE	11.490	1785	8,055,080.00	8,055,080.00	---	---
CHILDREN'S HLTH INS PRGM	11.475	2821	159,305.00	159,305.00	---	---
PHARMACY	11.535	2869	5,375,576.00	4,650,841.59	---	724,734.41
PHYSICIANS	11.445	3066	969,293.00	969,293.00	---	---
DENTAL	11.460	3067	1,247,544.00	1,247,544.00	---	---
REHAB & SPECIALITY SVS	11.465	3070	71,162.00	71,162.00	---	---
HOSPITAL CARE	11.485	3072	194,881.00	194,881.00	---	---
STATE MEDICAL	11.505	3073	2,797,179.00	2,797,179.00	---	---
	11.580	3074	353,437.00	353,437.00	---	---
Healthy Families Trust Fund (0625)						
MISSOURI RX PLAN	11.445	3705	13,820,394.00	13,820,394.00	---	---
PHARMACY	11.445	3706	1,041,034.00	1,041,034.00	---	---
PHYSICIANS	11.460	3707	1,041,034.00	1,041,034.00	---	---
DENTAL	11.465	3708	848,773.00	848,773.00	---	---
NURSING FACILITIES	11.475	3709	17,973.00	17,973.00	---	---
REHAB & SPECIALTY SYS	11.485	3710	831,745.00	831,745.00	---	---
MANAGED CARE	11.490	3711	4,447,110.00	4,447,110.00	---	---
HOSPITAL CARE	11.505	3712	2,365,987.00	2,365,987.00	---	---
HOSPITAL GME	11.505	3713	10,000,000.00	10,000,000.00	---	---
DSS SAFETY NET	11.505	3714	30,365,444.00	30,365,444.00	---	---
Life Sciences Research Trust Fund (0763)						
PHARMACY	11.445	3051	28,725,000.00	28,311,716.00	---	413,284.00
Missouri Rx Plan Fund (0779)						
MISSOURI RX PLAN	11.445	1024	5,781,772.00	2,649,168.60	---	3,132,603.40
CLINICAL SRVC MGMT E&E	11.415	2036	4,160,894.00	1,169,499.63	---	2,991,394.37
MO HEALTHNET ADMIN PS	11.400	2849	730,059.00	727,527.79	---	2,531.21
MO HEALTHNET ADMIN E&E	11.400	2850	57,800.00	47,048.48	---	10,751.52
Premium Fund (0885)						
CHILDREN'S HLTH INS PRGM	11.535	2872	6,000,000.00	1,700,000.00	---	4,300,000.00
PHARMACY	11.445	3057	3,800,000.00	3,800,000.00	---	---
MO HLTHNET SUPP POOL	11.585	6133	3,837,940.00	3,484,443.01	---	353,496.99

**DEPARTMENT OF CORRECTIONS**

Correctional Substance Abuse Earnings  
Fund (0853)

REACT	09.205	7263	<u>264,600.00</u>	<u>101,733.37</u>	<u>---</u>	<u>162,866.63</u>
Subtotals			<u>6,744,039,418.89</u>	<u>6,028,609,559.04</u>	<u>248,207,868.00</u>	<u>467,221,991.85</u>
<b>Appropriated Transfers Out To:</b>						
School District Bonds Fund (0248)	02.310	T009	392,000.00	392,000.00	---	---
Natural Resources Cost Allocation Fund (0500)	06.410	T014	314.00	305.00	---	9.00
General Revenue Fund (0101)	05.275	T024	190.00	190.00	---	---
Access MO Financial Assistance Fund (0791)	03.040	T027	50,000.00	---	---	50,000.00
General Revenue Fund (0101)	05.275	T028	48.00	48.00	---	---
General Revenue Fund (0101)	05.275	T029	2,384.00	2,384.00	---	---
Access MO Financial Assistance Fund (0791)	03.040	T030	11,916,667.00	11,559,167.00	---	357,500.00
General Revenue Fund (0101)	05.275	T032	1,283.00	---	---	1,283.00
General Revenue Fund (0101)	05.275	T033	22,021.00	22,021.00	---	---
General Revenue Fund (0101)	05.275	T035	9,671.00	9,671.00	---	---
General Revenue Fund (0101)	05.275	T037	197.00	---	---	197.00
General Revenue Fund (0101)	05.275	T038	1,923.00	1,923.00	---	---
General Revenue Fund (0101)	05.275	T039	413,284.00	413,284.00	---	---
General Revenue Fund (0101)	05.275	T041	1.00	1.00	---	---
General Revenue Fund (0101)	05.275	T043	9,612.00	9,612.00	---	---
General Revenue Fund (0101)	05.275	T044	16,178.00	16,178.00	---	---
Access MO Financial Assistance Fund (0791)	08.230	T048	5,000,000.00	5,000,000.00	---	---
General Revenue Fund (0101)	05.275	T049	207,137.00	207,137.00	---	---
General Revenue Fund (0101)	10.445	T053	4,798,625.00	2,449,966.00	---	2,348,659.00
General Revenue Fund (0101)	07.530	T054	1.00	---	---	1.00
Professional Registration Fees Fund (0689)	07.535	T058	1.00	---	---	1.00
Natural Resources Cost Allocation Fund (0500)	06.415	T061	54,288.00	53,548.00	---	740.00
Natural Resources Cost Allocation Fund (0500)	06.415	T064	3,079.00	3,035.00	---	44.00
Natural Resources Cost Allocation Fund (0500)	06.415	T065	387,835.00	382,554.00	---	5,281.00
Natural Resources Cost Allocation Fund (0500)	06.415	T066	29,644.00	29,240.00	---	404.00
Natural Resources Cost Allocation Fund (0500)	06.415	T067	145,826.00	143,840.00	---	1,986.00
Natural Resources Cost Allocation Fund (0500)	06.415	T068	2,188.00	2,157.00	---	31.00
Natural Resources Cost Allocation Fund (0500)	06.415	T069	13,863.00	13,673.00	---	190.00
Natural Resources Cost Allocation Fund (0500)	06.415	T071	4,354.00	4,293.00	---	61.00
Natural Resources Cost Allocation Fund (0500)	06.415	T072	364,491.00	310,512.00	---	53,979.00
Natural Resources Cost Allocation Fund (0500)	06.415	T073	410,691.00	405,099.00	---	5,592.00
General Revenue Fund (0101)	05.275	T074	40,235.00	40,235.00	---	---
Natural Resources Cost Allocation Fund (0500)	06.415	T075	135,549.00	133,703.00	---	1,846.00
Natural Resources Cost Allocation Fund (0500)	06.415	T076	3,244.00	---	---	3,244.00
Natural Resources Cost Allocation Fund (0500)	06.415	T077	17,400.00	17,163.00	---	237.00
Natural Resources Cost Allocation Fund (0500)	06.415	T078	6,141.00	6,057.00	---	84.00
General Revenue Fund (0101)	05.275	T079	1,699.00	1,699.00	---	---

**STATE OF MISSOURI  
SUMMARY OF APPROPRIATION ACTIVITY  
SPECIAL REVENUE FUNDS  
FOR THE APPROPRIATION YEAR 2009**

	H.B. No.	Appr. No.	Appropriations	Expenditures and Transfers Out	Reappropriations to 2010	Lapse of Appropriations
Natural Resources Cost Allocation Fund (0500)	06.415	T080	85,667.00	84,500.00	---	1,167.00
Natural Resources Cost Allocation Fund (0500)	06.415	T081	179,382.00	176,938.00	---	2,444.00
Natural Resources Cost Allocation Fund (0500)	06.415	T082	21.00	21.00	---	---
Natural Resources Cost Allocation Fund (0500)	06.415	T083	10,310.00	10,170.00	---	140.00
Natural Resources Cost Allocation Fund (0500)	06.415	T084	25,833.00	25,481.00	---	352.00
General Revenue Fund (0101)	05.275	T085	18.00	18.00	---	---
Natural Resources Cost Allocation Fund (0500)	06.420	T087	253,979.00	242,310.00	---	11,669.00
Natural Resources Cost Allocation Fund (0500)	06.420	T090	14,785.00	14,106.00	---	679.00
Natural Resources Cost Allocation Fund (0500)	06.420	T091	872,228.00	832,148.00	---	40,080.00
Natural Resources Cost Allocation Fund (0500)	06.420	T092	68,066.00	64,939.00	---	3,127.00
Natural Resources Cost Allocation Fund (0500)	06.420	T093	508,823.00	485,441.00	---	23,382.00
Natural Resources Cost Allocation Fund (0500)	06.420	T095	10,505.00	10,021.00	---	484.00
Natural Resources Cost Allocation Fund (0500)	06.420	T096	48,159.00	45,946.00	---	2,213.00
Natural Resources Cost Allocation Fund (0500)	06.420	T098	20,902.00	19,942.00	---	960.00
Natural Resources Cost Allocation Fund (0500)	06.420	T099	1,132,026.00	1,079,953.00	---	52,073.00
Natural Resources Cost Allocation Fund (0500)	06.420	T100	2,710,780.00	2,586,215.00	---	124,565.00
Natural Resources Cost Allocation Fund (0500)	06.420	T101	1,229,179.00	591,766.00	---	637,413.00
Natural Resources Cost Allocation Fund (0500)	06.420	T103	77,290.00	73,740.00	---	3,550.00
Natural Resources Cost Allocation Fund (0500)	06.420	T104	248,273.00	236,865.00	---	11,408.00
Natural Resources Cost Allocation Fund (0500)	06.420	T105	404,197.00	385,622.00	---	18,575.00
Natural Resources Cost Allocation Fund (0500)	06.420	T108	318,726.00	304,079.00	---	14,647.00
Natural Resources Cost Allocation Fund (0500)	06.420	T109	293.00	278.00	---	15.00
Natural Resources Cost Allocation Fund (0500)	06.420	T110	55,242.00	52,704.00	---	2,538.00
Access MO Financial Assistance Fund (0791)	03.040	T121	630,830.00	---	---	630,830.00
Mental Health Fund (0148)	10.445	T124	4,164,134.00	4,164,134.00	---	---
Health Care Technology Fund (0170)	11.410	T125	6,500,000.00	3,420,000.00	---	3,080,000.00
Missouri Consolidated Health Care Plan Benefit Fund (0765)	05.505	T131	2,750,931.00	2,090,512.57	---	660,418.43
Manufactured Housing Consumer Recovery Fund (0909)	14.110	T147	48,000.00	48,000.00	---	---
General Revenue Fund (0101)	14.045	T150	785,362.00	785,362.00	---	---
Schools First Elementary and Secondary Education Improvement Fund (0919)	14.040	T151	29,592,714.00	19,929,345.73	---	9,663,368.27
State Legal Expense Fund (0692)	05.125	T235	130,000.00	41,528.50	---	88,471.50
State Legal Expense Fund (0692)	05.125	T261	151,652.00	150,349.19	---	1,302.81
State Legal Expense Fund (0692)	05.125	T268	600,000.00	226,548.01	---	373,451.99
General Revenue Fund (0101)	04.120	T271	2,500,000.00	2,500,000.00	---	---
General Revenue Fund (0101)	04.125	T272	271,770.00	271,769.38	---	0.62

General Revenue Fund (0101)	04.130	T273	271,770.00	271,769.40	---	0.60
General Revenue Fund (0101)	05.540	T285	1,715,234.00	843,734.20	---	871,499.80
Social Security Contributions Fund (0702)	05.450	T293	17,141,232.00	14,666,022.00	---	2,475,210.00
State Retirement Contributions Fund (0701)	05.465	T297	29,805,675.00	23,958,862.55	---	5,846,812.45
Missouri State Employees' Deferred Compensation Incentive Plan Administration Fund (0706)	05.480	T300	2,957,974.00	1,435,049.29	---	1,522,924.71
Missouri Consolidated Health Care Plan Benefit Fund (0765)	05.505	T304	25,089,691.00	20,417,987.65	---	4,671,703.35
Natural Resources Cost Allocation Fund (0500)	06.410	T316	486,246.00	471,207.00	---	15,039.00
Natural Resources Cost Allocation Fund (0500)	06.410	T317	9,299.00	8,915.00	---	384.00
Natural Resources Cost Allocation Fund (0500)	06.410	T323	13,088.00	12,548.00	---	540.00
Natural Resources Cost Allocation Fund (0500)	06.410	T324	952,478.00	929,009.00	---	23,469.00
Natural Resources Cost Allocation Fund (0500)	06.410	T325	73,772.00	71,873.00	---	1,899.00
Natural Resources Cost Allocation Fund (0500)	06.410	T326	45,981.00	44,338.00	---	1,643.00
Natural Resources Cost Allocation Fund (0500)	06.410	T328	18,503.00	17,738.00	---	765.00
Natural Resources Cost Allocation Fund (0500)	06.410	T329	1,114,614.00	1,052,427.00	---	62,187.00
Natural Resources Cost Allocation Fund (0500)	06.410	T330	3,312,220.00	2,944,173.00	---	368,047.00
Natural Resources Cost Allocation Fund (0500)	06.410	T331	271,787.00	264,452.00	---	7,335.00
Natural Resources Cost Allocation Fund (0500)	06.410	T332	109,698.00	---	---	109,698.00
Natural Resources Cost Allocation Fund (0500)	06.410	T333	39,939.00	38,911.00	---	1,028.00
Natural Resources Cost Allocation Fund (0500)	06.410	T334	188,433.00	186,099.00	---	2,334.00
Natural Resources Cost Allocation Fund (0500)	06.410	T336	360,473.00	348,215.00	---	12,258.00
Natural Resources Cost Allocation Fund (0500)	06.410	T337	380,912.00	361,155.00	---	19,757.00
General Revenue Fund (0101)	05.275	T345	15,704.00	15,704.00	---	---
Economic Development Administrative Fund (0547)	07.010	T346	159,347.00	68,430.33	---	90,916.67
Economic Development Administrative Fund (0547)	07.010	T351	208,224.00	202,822.61	---	5,401.39
Division of Finance Fund (0550)	07.440	T360	39,400.00	29,521.30	---	9,878.70
Division of Finance Fund (0550)	07.445	T361	198,000.00	197,623.24	---	376.76
Kids' Chance Scholarship Fund (0878)	07.840	T365	50,000.00	50,000.00	---	---
Professional Registration Fees Fund (0689)	07.535	T369	133,938.00	98,001.96	---	35,936.04
Professional Registration Fees Fund (0689)	07.535	T370	278,472.00	166,829.21	---	111,642.79
Professional Registration Fees Fund (0689)	07.535	T371	201,278.00	201,275.14	---	2.86
Professional Registration Fees Fund (0689)	07.535	T373	133,850.00	118,714.25	---	15,135.75
Professional Registration Fees Fund (0689)	07.535	T374	214,657.00	170,753.69	---	43,903.31
Professional Registration Fees Fund (0689)	07.535	T376	283,797.00	280,564.19	---	3,232.81
Professional Registration Fees Fund (0689)	07.535	T377	69,800.00	27,521.11	---	42,278.89
Professional Registration Fees Fund (0689)	07.535	T378	56,348.00	51,000.02	---	5,347.98
Professional Registration Fees Fund (0689)	07.535	T379	389,241.00	389,233.94	---	7.06
Professional Registration Fees Fund (0689)	07.535	T380	178,751.00	178,750.09	---	0.91
Professional Registration Fees Fund (0689)	07.535	T381	71,215.00	59,533.09	---	11,681.91
Hearing Instrument Specialist Fund (0247)	07.535	T382	81,759.00	61,000.00	---	20,759.00
Professional Registration Fees Fund (0689)	07.535	T382	348,680.00	260,150.30	---	88,529.70
Professional Registration Fees Fund (0689)	07.535	T383	88,470.00	67,522.75	---	20,947.25
Professional Registration Fees Fund (0689)	07.535	T384	42,037.00	26,061.72	---	15,975.28

**STATE OF MISSOURI  
SUMMARY OF APPROPRIATION ACTIVITY  
SPECIAL REVENUE FUNDS  
FOR THE APPROPRIATION YEAR 2009**

	H.B. No.	Appr. No.	Appropriations	Expenditures and Transfers Out	Reappropriations to 2010	Lapse of Appropriations
General Revenue Fund (0101)	05.275	T386	52.00	52.00	---	---
Professional Registration Fees Fund (0689)	07.535	T387	17,211.00	15,307.80	---	1,903.20
Professional Registration Fees Fund (0689)	07.535	T388	1,104,260.00	617,538.98	---	486,721.02
Professional Registration Fees Fund (0689)	07.535	T389	138,152.00	86,616.51	---	51,535.49
Professional Registration Fees Fund (0689)	07.535	T390	96,461.00	96,343.11	---	117.89
Professional Registration Fees Fund (0689)	07.535	T391	274,379.00	219,482.62	---	54,896.38
Professional Registration Fees Fund (0689)	07.535	T392	43,470.00	43,468.69	---	1.31
Professional Registration Fees Fund (0689)	07.535	T393	348,058.00	305,547.13	---	42,510.87
Professional Registration Fees Fund (0689)	07.535	T394	419,574.00	380,176.37	---	39,397.63
Professional Registration Fees Fund (0689)	07.535	T395	137,692.00	110,774.97	---	26,917.03
Professional Registration Fees Fund (0689)	07.535	T396	67,121.00	67,119.48	---	1.52
Professional Registration Fees Fund (0689)	07.535	T397	540,206.00	347,250.53	---	192,955.47
Professional Registration Fees Fund (0689)	07.535	T398	171,129.00	169,080.13	---	2,048.87
DIFP Administrative Fund (0503)	07.405	T401	1.00	---	---	1.00
General Revenue Fund (0101)	05.275	T402	1,944.00	1,944.00	---	---
Veterans' Commission Capital Improvement Trust Fund (0304)	08.220	T406	6,000,000.00	6,000,000.00	---	---
Missouri National Guard Trust Fund (0900)	08.225	T407	4,000,000.00	4,000,000.00	---	---
Early Childhood Development, Education and Care Fund (0859)	08.235	T409	30,320,000.00	29,898,622.48	---	421,377.52
Health Access Incentive Fund (0276)	10.610	T411	3,241,003.00	2,193,773.00	---	1,047,230.00
Missouri Investment Trust Fund (9998)	12.180	T420	2,000,000.00	---	---	2,000,000.00
Missouri Investment Trust Fund (9998)	12.180	T421	375,000.00	---	---	375,000.00
General Revenue Fund (0101)	07.530	T422	91,250.00	15,442.89	---	75,807.11
Professional Registration Fees Fund (0689)	07.535	T430	1,622,527.00	1,455,640.99	---	166,886.01
State School Money Fund (0616)	02.290	T438	22,800,000.00	22,668,936.94	---	131,063.06
Classroom Trust Fund (0784)	02.305	T452	10,464,908.00	10,464,908.00	---	---
Classroom Trust Fund (0784)	02.300	T456	299,625,742.00	297,314,440.57	---	2,311,301.43
Federal Student Loan Reserve Fund (0881)	03.095	T463	7,000,000.00	6,111,651.83	---	888,348.17
Labor and Industrial Relations Administrative Fund (0122)	07.805	T472	972,617.00	972,617.00	---	---
Professional Registration Fees Fund (0689)	07.535	T474	72,733.00	72,731.32	---	1.68
State Road Fund (0320)	04.240	T479	536,000,000.00	535,588,338.75	---	411,661.25
Natural Resources Cost Allocation Fund (0500)	06.410	T481	226,040.00	216,991.00	---	9,049.00
Economic Development Administrative Fund (0547)	07.010	T503	11,065.00	7,880.26	---	3,184.74
Labor and Industrial Relations Administrative Fund (0122)	07.805	T522	200,000.00	102,819.00	---	97,181.00

Guaranty Agency Operating Fund (0880)	03.080	T525	8,000,000.00	---	---	8,000,000.00
General Revenue Fund (0101)	05.260	T541	11,721.00	11,720.74	---	0.26
Federal Drug Seizure Fund (0194)	05.260	T541	417.00	416.40	---	0.60
Division of Finance Fund (0550)	05.260	T541	111.00	110.14	---	0.86
Natural Resources Protection Fund (0555)	05.260	T541	44,100.00	44,100.00	---	---
Chemical Emergency Preparedness (0587)	05.260	T541	4,900.00	4,900.00	---	---
State Highways and Transportation						
Department Fund (0644)	05.260	T541	4,860.00	4,860.00	---	---
Highway Patrol Expense Fund (0793)	05.260	T541	50.00	50.00	---	---
Missouri Office of Prosecution Services						
Revolving Fund (0844)	05.260	T541	1,520.00	1,520.00	---	---
Guaranty Agency Operating Fund (0880)	05.260	T541	14,215,398.00	14,215,398.00	---	---
General Revenue Fund (0101)	05.265	T542	12,310,879.00	12,310,878.86	---	0.14
Basic Civil Legal Services Fund (0757)	05.265	T542	1,088,639.00	1,088,638.57	---	0.43
Mental Health Trust Fund (0926)	05.265	T542	216,060.00	216,060.00	---	---
DMH Local Tax Matching Fund (0930)	05.265	T542	131,838.00	131,838.00	---	---
General Revenue Fund (0101)	07.455	T543	500,000.00	472,213.78	---	27,786.22
General Revenue Fund (0101)	07.450	T544	6,909.00	---	---	6,909.00
State Road Fund (0320)	08.145	T549	1.00	---	---	1.00
Compulsive Gamblers Fund (0249)	08.240	T553	523,850.00	523,017.25	---	832.75
General Revenue Fund (0101)	05.270	T555	56,400,000.00	56,400,000.00	---	---
Budget Reserve Fund (0100)	05.245	T567	75,844,000.00	844,000.00	---	75,000,000.00
Budget Reserve Fund (0100)	05.250	T568	856.00	854.41	---	1.59
General Revenue Fund (0101)	07.530	T580	28,000.00	6,164.25	---	21,835.75
General Revenue Fund (0101)	07.530	T581	122,100.00	60,352.49	---	61,747.51
General Revenue Fund (0101)	07.530	T582	14,400.00	4,304.25	---	10,095.75
General Revenue Fund (0101)	07.530	T584	8,000.00	1,098.50	---	6,901.50
General Revenue Fund (0101)	07.530	T585	18,772.00	18,771.61	---	0.39
General Revenue Fund (0101)	07.530	T587	16,002.00	16,001.25	---	0.75
General Revenue Fund (0101)	07.530	T588	31,200.00	18,968.45	---	12,231.55
General Revenue Fund (0101)	07.530	T589	1,200.00	---	---	1,200.00
General Revenue Fund (0101)	07.530	T590	85,000.00	23,847.43	---	61,152.57
General Revenue Fund (0101)	07.530	T591	9,100.00	7,111.09	---	1,988.91
General Revenue Fund (0101)	07.530	T592	7,200.00	---	---	7,200.00
General Revenue Fund (0101)	07.530	T593	190,000.00	47,886.54	---	142,113.46
General Revenue Fund (0101)	07.530	T594	9,022.00	9,021.91	---	0.09
General Revenue Fund (0101)	07.530	T595	1,200.00	---	---	1,200.00
General Revenue Fund (0101)	07.530	T597	2,200.00	582.92	---	1,617.08
General Revenue Fund (0101)	07.530	T598	135,000.00	108,730.48	---	26,269.52
General Revenue Fund (0101)	07.530	T599	8,960.00	3,830.36	---	5,129.64
General Revenue Fund (0101)	07.530	T600	13,408.00	---	---	13,408.00
General Revenue Fund (0101)	07.530	T601	119,000.00	78,955.01	---	40,044.99
General Revenue Fund (0101)	07.530	T602	7,700.00	5,612.87	---	2,087.13
General Revenue Fund (0101)	07.530	T603	26,000.00	9,505.51	---	16,494.49
General Revenue Fund (0101)	07.530	T604	117,792.00	117,791.87	---	0.13
General Revenue Fund (0101)	07.530	T605	13,091.00	13,090.56	---	0.44

**STATE OF MISSOURI  
SUMMARY OF APPROPRIATION ACTIVITY  
SPECIAL REVENUE FUNDS  
FOR THE APPROPRIATION YEAR 2009**

	H.B. No.	Appr. No.	Appropriations	Expenditures and Transfers Out	Reappropriations to 2010	Lapse of Appropriations
General Revenue Fund (0101)	07.530	T606	7,800.00	2,265.83	---	5,534.17
General Revenue Fund (0101)	07.530	T607	150,000.00	116,714.29	---	33,285.71
General Revenue Fund (0101)	07.530	T608	22,200.00	10,340.65	---	11,859.35
General Revenue Fund (0101)	07.530	T609	5,047.00	3,404.81	---	1,642.19
General Revenue Fund (0101)	07.530	T612	3,000.00	---	---	3,000.00
General Revenue Fund (0101)	07.530	T613	19,020.00	19,019.32	---	0.68
Professional Registration Fees Fund (0689)	07.535	T614	12,998.00	10,500.50	---	2,497.50
Professional Registration Fees Fund (0689)	07.535	T615	266,278.00	248,497.62	---	17,780.38
General Revenue Fund (0101)	05.275	T627	46,265.00	46,265.00	---	---
General Revenue Fund (0101)	05.275	T629	74,119.00	74,119.00	---	---
Legal Services for Low-Income People Fund (0735)	07.865	T630	850,000.00	845,906.00	---	4,094.00
State Highways and Transportation Department Fund (0644)	04.165	T632	560,178,001.00	535,781,119.02	---	24,396,881.98
General Revenue Fund (0101)	05.275	T643	1,451.00	1,451.00	---	---
General Revenue Fund (0101)	05.275	T644	3,554.00	3,554.00	---	---
General Revenue Fund (0101)	05.275	T647	73.00	73.00	---	---
General Revenue Fund (0101)	05.275	T654	3,626.00	3,626.00	---	---
General Revenue Fund (0101)	05.275	T664	4,617.00	4,617.00	---	---
General Revenue Fund (0101)	05.275	T665	564.00	564.00	---	---
General Revenue Fund (0101)	05.275	T666	3,171.00	3,171.00	---	---
General Revenue Fund (0101)	05.275	T668	301.00	301.00	---	---
General Revenue Fund (0101)	05.275	T669	37,808.00	37,808.00	---	---
General Revenue Fund (0101)	05.275	T670	62.00	62.00	---	---
General Revenue Fund (0101)	05.275	T671	555.00	555.00	---	---
General Revenue Fund (0101)	05.275	T672	6,264.00	6,264.00	---	---
General Revenue Fund (0101)	05.275	T673	2,809.00	2,809.00	---	---
General Revenue Fund (0101)	05.275	T674	24,512.00	24,512.00	---	---
General Revenue Fund (0101)	05.275	T675	548.00	548.00	---	---
General Revenue Fund (0101)	05.275	T676	1,176.00	1,176.00	---	---
General Revenue Fund (0101)	05.275	T678	31,972.00	31,972.00	---	---
General Revenue Fund (0101)	05.275	T679	20,371.00	20,371.00	---	---
General Revenue Fund (0101)	05.275	T680	5,280.00	5,280.00	---	---
General Revenue Fund (0101)	05.275	T681	65,883.00	65,883.00	---	---
General Revenue Fund (0101)	05.275	T682	40,516.00	40,516.00	---	---
General Revenue Fund (0101)	05.275	T684	121,368.00	121,368.00	---	---
General Revenue Fund (0101)	05.275	T685	248,344.00	248,344.00	---	---



General Revenue Fund (0101)	05.275	T686	26,525.00	26,525.00	---	---
General Revenue Fund (0101)	05.275	T687	5,184.00	5,184.00	---	---
General Revenue Fund (0101)	05.275	T689	3,298.00	3,298.00	---	---
General Revenue Fund (0101)	05.275	T690	16,650.00	16,650.00	---	---
General Revenue Fund (0101)	05.275	T691	4,531.00	4,531.00	---	---
General Revenue Fund (0101)	05.275	T692	615,689.00	615,689.00	---	---
General Revenue Fund (0101)	05.275	T693	51,242.00	51,242.00	---	---
General Revenue Fund (0101)	05.275	T694	15,554.00	15,554.00	---	---
General Revenue Fund (0101)	05.275	T695	5,306.00	5,306.00	---	---
General Revenue Fund (0101)	05.275	T696	1,185.00	1,185.00	---	---
General Revenue Fund (0101)	05.275	T697	6,296.00	6,296.00	---	---
General Revenue Fund (0101)	05.275	T698	741.00	741.00	---	---
General Revenue Fund (0101)	05.275	T699	7,321.00	7,321.00	---	---
General Revenue Fund (0101)	05.275	T700	75,271.00	75,271.00	---	---
General Revenue Fund (0101)	05.275	T701	128.00	128.00	---	---
General Revenue Fund (0101)	05.275	T703	890.00	890.00	---	---
General Revenue Fund (0101)	05.275	T723	1,438.00	1,438.00	---	---
General Revenue Fund (0101)	05.275	T725	16,094.00	16,094.00	---	---
General Revenue Fund (0101)	05.275	T726	357.00	357.00	---	---
General Revenue Fund (0101)	05.275	T727	96,998.00	96,998.00	---	---
General Revenue Fund (0101)	05.275	T728	94,211.00	94,211.00	---	---
General Revenue Fund (0101)	05.275	T729	3,027.00	3,027.00	---	---
General Revenue Fund (0101)	05.275	T730	59,044.00	59,044.00	---	---
General Revenue Fund (0101)	05.275	T731	3,596.00	3,596.00	---	---
General Revenue Fund (0101)	05.275	T732	1,623.00	1,623.00	---	---
General Revenue Fund (0101)	05.275	T733	8,222.00	8,222.00	---	---
General Revenue Fund (0101)	05.275	T734	109,997.00	109,997.00	---	---
General Revenue Fund (0101)	05.275	T735	232.00	232.00	---	---
General Revenue Fund (0101)	05.275	T736	17,627.00	17,627.00	---	---
General Revenue Fund (0101)	05.275	T737	86,798.00	86,798.00	---	---
General Revenue Fund (0101)	05.275	T739	207.00	207.00	---	---
General Revenue Fund (0101)	05.275	T740	9,096.00	9,096.00	---	---
General Revenue Fund (0101)	05.275	T741	955.00	955.00	---	---
General Revenue Fund (0101)	05.275	T743	9,660.00	9,660.00	---	---
General Revenue Fund (0101)	05.275	T744	645.00	645.00	---	---
General Revenue Fund (0101)	05.275	T745	1,494.00	1,494.00	---	---
General Revenue Fund (0101)	05.275	T746	129.00	129.00	---	---
General Revenue Fund (0101)	05.275	T747	7,665.00	7,665.00	---	---
General Revenue Fund (0101)	05.275	T748	4,507.00	4,507.00	---	---
General Revenue Fund (0101)	05.275	T750	1,764.00	1,764.00	---	---
General Revenue Fund (0101)	05.275	T751	8,750.00	8,750.00	---	---
General Revenue Fund (0101)	05.275	T752	8,082.00	8,082.00	---	---
General Revenue Fund (0101)	05.275	T753	133.00	133.00	---	---
General Revenue Fund (0101)	05.275	T754	5,774.00	5,774.00	---	---
General Revenue Fund (0101)	05.275	T755	57,066.00	57,066.00	---	---
General Revenue Fund (0101)	05.275	T756	108,787.00	108,787.00	---	---

**STATE OF MISSOURI  
SUMMARY OF APPROPRIATION ACTIVITY  
SPECIAL REVENUE FUNDS  
FOR THE APPROPRIATION YEAR 2009**

	H.B. No.	Appr. No.	Appropriations	Expenditures and Transfers Out	Reappropriations to 2010	Lapse of Appropriations
General Revenue Fund (0101)	05.275	T757	321.00	321.00	---	---
General Revenue Fund (0101)	05.275	T759	64,734.00	64,734.00	---	---
General Revenue Fund (0101)	05.275	T762	18.00	18.00	---	---
General Revenue Fund (0101)	05.275	T763	196,727.00	196,727.00	---	---
General Revenue Fund (0101)	05.275	T764	45.00	45.00	---	---
General Revenue Fund (0101)	05.275	T767	7,921.00	7,921.00	---	---
General Revenue Fund (0101)	05.275	T768	1.00	1.00	---	---
General Revenue Fund (0101)	05.275	T769	1,278,232.00	1,278,232.00	---	---
General Revenue Fund (0101)	05.275	T770	6,617.00	6,617.00	---	---
General Revenue Fund (0101)	05.275	T772	410.00	410.00	---	---
General Revenue Fund (0101)	05.275	T773	3,381.00	3,381.00	---	---
General Revenue Fund (0101)	05.275	T774	20,240.00	20,240.00	---	---
General Revenue Fund (0101)	05.275	T776	3,846.00	3,846.00	---	---
General Revenue Fund (0101)	05.275	T777	35,436.00	35,436.00	---	---
General Revenue Fund (0101)	05.275	T778	31,546.00	31,546.00	---	---
General Revenue Fund (0101)	05.275	T779	1,733.00	1,733.00	---	---
General Revenue Fund (0101)	05.275	T780	17,596.00	17,596.00	---	---
General Revenue Fund (0101)	05.275	T781	23,665.00	23,665.00	---	---
General Revenue Fund (0101)	05.275	T782	1,841.00	1,841.00	---	---
General Revenue Fund (0101)	05.275	T783	13,878.00	13,878.00	---	---
General Revenue Fund (0101)	05.275	T784	6,945.00	6,945.00	---	---
General Revenue Fund (0101)	05.275	T785	19,702.00	19,702.00	---	---
General Revenue Fund (0101)	05.275	T786	2,590.00	2,590.00	---	---
General Revenue Fund (0101)	05.275	T787	71.00	71.00	---	---
General Revenue Fund (0101)	05.275	T788	131,485.00	131,485.00	---	---
General Revenue Fund (0101)	05.275	T789	723,338.00	723,338.00	---	---
General Revenue Fund (0101)	05.275	T790	18,166.00	---	---	18,166.00
General Revenue Fund (0101)	05.275	T791	8,921.00	8,921.00	---	---
General Revenue Fund (0101)	05.275	T792	9,464.00	9,464.00	---	---
General Revenue Fund (0101)	05.275	T793	22,669.00	22,669.00	---	---
General Revenue Fund (0101)	05.275	T796	53,445.00	53,445.00	---	---
General Revenue Fund (0101)	05.275	T797	22,156.00	22,156.00	---	---
General Revenue Fund (0101)	05.275	T798	4,661.00	4,661.00	---	---
General Revenue Fund (0101)	05.275	T799	25,189.00	25,189.00	---	---
General Revenue Fund (0101)	05.275	T800	91,029.00	91,029.00	---	---
General Revenue Fund (0101)	05.275	T801	2,948.00	2,948.00	---	---
General Revenue Fund (0101)	05.275	T802	4,457.00	4,457.00	---	---
General Revenue Fund (0101)	05.275	T803	48,908.00	48,908.00	---	---
General Revenue Fund (0101)	05.275	T804	10,284.00	10,284.00	---	---

General Revenue Fund (0101)	05.275	T805	8,817.00	8,817.00	---	---
General Revenue Fund (0101)	05.275	T806	42,327.00	42,327.00	---	---
General Revenue Fund (0101)	05.275	T807	11,784.00	11,784.00	---	---
General Revenue Fund (0101)	05.275	T808	100,483.00	100,483.00	---	---
General Revenue Fund (0101)	05.275	T809	10,183.00	---	---	10,183.00
General Revenue Fund (0101)	05.275	T810	1,081.00	1,081.00	---	---
General Revenue Fund (0101)	05.275	T816	2,098.00	2,098.00	---	---
General Revenue Fund (0101)	05.275	T817	35,729.00	14,412.00	---	21,317.00
General Revenue Fund (0101)	05.275	T818	66,203.00	66,203.00	---	---
General Revenue Fund (0101)	05.275	T819	256.00	256.00	---	---
General Revenue Fund (0101)	05.275	T823	151.00	151.00	---	---
General Revenue Fund (0101)	05.275	T824	5,722.00	5,722.00	---	---
General Revenue Fund (0101)	05.275	T825	1,436.00	1,436.00	---	---
General Revenue Fund (0101)	05.275	T826	719.00	719.00	---	---
General Revenue Fund (0101)	05.275	T827	1,293.00	1,293.00	---	---
General Revenue Fund (0101)	05.275	T828	13,590.00	13,590.00	---	---
General Revenue Fund (0101)	05.275	T830	1,631.00	1,631.00	---	---
General Revenue Fund (0101)	05.275	T831	1,247.00	1,247.00	---	---
General Revenue Fund (0101)	05.275	T832	205.00	205.00	---	---
General Revenue Fund (0101)	05.275	T833	141.00	141.00	---	---
General Revenue Fund (0101)	05.275	T836	131,353.00	131,353.00	---	---
General Revenue Fund (0101)	05.275	T837	2,608.00	2,608.00	---	---
General Revenue Fund (0101)	05.275	T838	11,825.00	11,825.00	---	---
General Revenue Fund (0101)	05.275	T839	1,042.00	1,042.00	---	---
General Revenue Fund (0101)	05.275	T840	1,106.00	1,106.00	---	---
General Revenue Fund (0101)	05.275	T841	12,407.00	12,407.00	---	---
General Revenue Fund (0101)	05.275	T842	20,744.00	20,744.00	---	---
General Revenue Fund (0101)	05.275	T844	1,949.00	1,949.00	---	---
General Revenue Fund (0101)	05.275	T845	1,132.00	1,132.00	---	---
General Revenue Fund (0101)	05.275	T846	398.00	398.00	---	---
General Revenue Fund (0101)	05.275	T847	813.00	813.00	---	---
General Revenue Fund (0101)	05.275	T848	317.00	317.00	---	---
General Revenue Fund (0101)	05.275	T850	238,565.00	238,565.00	---	---
General Revenue Fund (0101)	05.275	T854	313.00	313.00	---	---
General Revenue Fund (0101)	05.275	T855	84.00	84.00	---	---
General Revenue Fund (0101)	05.275	T856	2,806.00	2,806.00	---	---
General Revenue Fund (0101)	05.275	T857	96,744.00	96,744.00	---	---
General Revenue Fund (0101)	05.275	T858	4,231.00	2,116.00	---	2,115.00
General Revenue Fund (0101)	05.275	T862	130.00	130.00	---	---
General Revenue Fund (0101)	05.275	T863	811.00	811.00	---	---
General Revenue Fund (0101)	05.275	T864	7,797.00	7,797.00	---	---
General Revenue Fund (0101)	05.275	T865	39,759.00	39,759.00	---	---
General Revenue Fund (0101)	05.275	T866	1,322.00	1,322.00	---	---
General Revenue Fund (0101)	05.275	T868	6,284.00	6,284.00	---	---
General Revenue Fund (0101)	05.275	T870	1,741.00	1,741.00	---	---

**STATE OF MISSOURI  
SUMMARY OF APPROPRIATION ACTIVITY  
SPECIAL REVENUE FUNDS  
FOR THE APPROPRIATION YEAR 2009**

	H.B. No.	Appr. No.	Appropriations	Expenditures and Transfers Out	Reappropriations to 2010	Lapse of Appropriations
General Revenue Fund (0101)	05.275	T871	36.00	36.00	---	---
General Revenue Fund (0101)	05.275	T872	182,737.00	182,737.00	---	---
General Revenue Fund (0101)	05.275	T873	99.00	99.00	---	---
General Revenue Fund (0101)	05.275	T875	168,965.00	168,965.00	---	---
General Revenue Fund (0101)	05.275	T876	307.00	307.00	---	---
General Revenue Fund (0101)	05.275	T877	27.00	27.00	---	---
General Revenue Fund (0101)	05.275	T878	43,660.00	43,660.00	---	---
General Revenue Fund (0101)	05.275	T882	3.00	3.00	---	---
Water Pollution Control Bond and Interest - Series B 2002 Fund (0200)	01.025	T883	3,554,746.00	3,357,183.71	---	197,562.29
Water Pollution Control Bond and Interest - Series A 2005 Fund (0218)	01.025	T883	3,775,778.00	3,698,829.73	---	76,948.27
Water Pollution Control Bond and Interest - Series A 2002 Fund (0231)	01.025	T883	1,002,453.00	849,561.68	---	152,891.32
Labor and Industrial Relations Administrative Fund (0122)	07.810	T892	628,500.00	628,500.00	---	---
DIFP Administrative Fund (0503)	07.405	T894	39,829.00	38,103.83	---	1,725.17
DIFP Administrative Fund (0503)	07.405	T895	83,814.00	83,252.36	---	561.64
Social Security Contributions Fund (0702)	05.455	T900	6,818,228.00	6,458,731.85	---	359,496.15
Missouri State Employees' Deferred Compensation Incentive Plan Administration Fund (0706)	05.485	T901	594,833.00	594,359.52	---	473.48
Professional Registration Fees Fund (0689)	07.540	T903	1.00	---	---	1.00
Natural Resources Cost Allocation Fund (0500)	06.410	T904	48,081.00	46,240.00	---	1,841.00
Railroad Expense Fund (0659)	04.320	T907	100,000.00	---	---	100,000.00
General Revenue Fund (0101)	05.275	T913	5,018.00	5,018.00	---	---
General Revenue Fund (0101)	05.275	T914	1,028.00	1,028.00	---	---
General Revenue Fund (0101)	05.275	T919	5.00	5.00	---	---
General Revenue Fund (0101)	05.275	T922	9.00	2.00	---	7.00
General Revenue Fund (0101)	05.275	T925	798.00	798.00	---	---
General Revenue Fund (0101)	05.275	T926	131.00	131.00	---	---
General Revenue Fund (0101)	07.100	T956	1.00	---	---	1.00
General Revenue Fund (0101)	07.105	T957	1.00	---	---	1.00
State School Money Fund (0616)	02.315	T961	2,000,000.00	1,110,816.35	---	889,183.65
General Revenue Fund (0101)	05.275	T962	1,525.00	1,525.00	---	---
General Revenue Fund (0101)	05.275	T963	41,481.00	41,481.00	---	---
General Revenue Fund (0101)	05.275	T965	7,096.00	7,096.00	---	---

General Revenue Fund (0101)	05.275	T966	5,860.00	5,860.00	---	---
General Revenue Fund (0101)	05.275	T967	2,891.00	2,891.00	---	---
General Revenue Fund (0101)	05.275	T969	576.00	576.00	---	---
General Revenue Fund (0101)	05.275	T971	848.00	848.00	---	---
General Revenue Fund (0101)	05.275	T972	531.00	531.00	---	---
General Revenue Fund (0101)	07.530	T982	1.00	---	---	1.00
Professional Registration Fees Fund (0689)	07.535	T983	3,388.00	2,947.93	---	440.07
General Revenue Fund (0101)	04.150	T989	13,742.00	3,991.64	---	9,750.36
Special Employment Security - Principal and Interest Fund (0205)	05.180	T999	1.00	---	---	1.00
Subtotals			<u>1,853,889,542.00</u>	<u>1,700,447,765.90</u>	<u>---</u>	<u>153,441,776.10</u>
Totals			<u><u>\$ 8,597,928,960.89</u></u>	<u><u>\$ 7,729,057,324.94</u></u>	<u><u>\$ 248,207,868.00</u></u>	<u><u>\$ 620,663,767.95</u></u>

**STATE OF MISSOURI  
SUMMARY OF APPROPRIATION ACTIVITY  
DEBT SERVICE FUNDS  
FOR THE APPROPRIATION YEAR 2009**

<b><u>OFFICE OF ADMINISTRATION</u></b>	<u>H.B. No.</u>	<u>Appr. No.</u>	<u>Appropriations</u>	<u>Expenditures and Transfers Out</u>	<u>Reappropriations to 2010</u>	<u>Lapse of Appropriations</u>
<b><u>Division of Accounting</u></b>						
Special Employment Security - Principal and Interest Fund (0205)						
BUFF PRIN & INTEREST PAY	05.185	7317	\$ 1.00	\$ ---	\$ ---	\$ 1.00
<b><u>Board of Fund Commissioners</u></b>						
Water Pollution Control Bond and Interest - Series B 2002 Fund (0200)						
STATE WPC BONDS	01.030	6162	16,691,519.00	16,691,518.76	---	0.24
Third State Building Bond Interest and Sinking - Series A 2002 Fund (0201)						
3RD STATE BLDG BONDS	01.050	6163	31,892,875.00	31,892,875.00	---	---
Fourth State Building Bond and Interest - Series A 2002 Fund (0202)						
4TH STATE BUILDING BONDS	01.020	6164	14,811,482.00	14,811,481.26	---	0.74
Water Pollution Control Bond and Interest - Series A 2003 Fund (0203)						
STATE WPC BONDS	01.030	6903	747,713.00	747,712.50	---	0.50
Third State Building Bond Interest and Sinking - Series A 2003 Fund (0204)						
3RD STATE BLDG BONDS	01.050	6902	15,011,813.00	15,011,812.50	---	0.50
Fourth State Building Bond and Interest - Series A 2005 Fund (0206)						
4TH STATE BUILDING BONDS	01.020	1111	2,266,500.00	2,214,750.00	---	51,750.00
Water Pollution Control Bond and Interest - Series A 2007 Fund (0207)						
STATE WPC BONDS	01.030	2037	3,298,850.00	3,298,850.00	---	---
Water Pollution Control Bond and Interest - Series A 2005 Fund (0218)						
STATE WPC BONDS	01.030	1119	4,755,000.00	4,755,000.00	---	---
Stormwater Control Bond and Interest - Series A 2005 Fund (0219)						
STORMWATER CNTRL BONDS	01.040	1120	858,750.00	858,750.00	---	---

Water Pollution Control Bond and Interest - Series A 2002 Fund (0231)							
STATE WPC BONDS	01.030	5198	2,010,444.00	2,010,443.76	---	0.24	
Stormwater Control Bond and Interest - Series A 2002 Fund (0239)							
STORMWATER CNTRL BONDS	01.040	5199	1,005,325.00	923,325.00	---	82,000.00	
Water Pollution Control Bond and Interest - Series A 2001 Fund (0244)							
STATE WPC BONDS	01.030	3018	1,434,488.00	1,430,487.50	---	4,000.50	
Stormwater Control Bond and Interest - Series A 2001 Fund (0245)							
STORMWATER CNTRL BONDS	01.040	3019	<u>714,583.00</u>	<u>702,832.50</u>	---	<u>11,750.50</u>	
Totals			<u>\$ 95,499,343.00</u>	<u>\$ 95,349,838.78</u>	<u>\$ ---</u>	<u>\$ 149,504.22</u>	

**STATE OF MISSOURI  
SUMMARY OF APPROPRIATION ACTIVITY  
CAPITAL PROJECTS FUNDS  
FOR THE APPROPRIATION YEAR 2009**

	H.B. No.	Appr. No.	Appropriations	Expenditures and Transfers Out	Reappropriations to 2010	Lapse of Appropriations
<b><u>OFFICE OF ADMINISTRATION</u></b>						
<b><u>Division of Accounting</u></b>						
Veterans' Commission Capital Improvement Trust Fund (0304)						
UNEMPLOYMENT BENEFITS	05.495	6893	\$ 4,223.00	\$ 1,393.00	---	\$ 2,830.00
State Road Fund (0320)						
UNEMPLOYMENT BENEFITS	05.495	1141	869,811.00	465,916.61	---	403,894.39
COBRA REIMBURSE EXPD	15.020	5552	40,000.00	---	---	40,000.00
<b><u>Information Technology Services Division</u></b>						
Veterans' Commission Capital Improvement Trust Fund (0304)						
DPS IT CONSOLIDATION E&E	05.025	1338	49,000.00	16,139.30	---	32,860.70
<b><u>DEPARTMENT OF HEALTH AND SENIOR SERVICES</u></b>						
BPB - Series A 2003 Bond Proceeds - Projects Fund (0309)						
HEALTH LAB REDEVELOPMENT	17.055	2878	25,876.63	21,425.63	4,451.00	---
<b><u>DEPARTMENT OF TRANSPORTATION</u></b>						
State Road Bond Fund (0319)						
BOND PRINCIPAL & INTEREST	04.205	7485	118,743,000.00	87,422,405.64	---	31,320,594.36
State Road Fund (0320)						
FLEET FAC & INFO SYS E&E	04.230	0118	90,379,165.00	79,213,219.12	---	11,165,945.88
TRANSPORTATION ENHANCEMNT	04.210	1819	25,700,000.00	15,448,100.58	---	10,251,899.42
FERRY BOAT OPERATION GNTS	04.335	2267	160,000.00	160,000.00	---	---
SAFE ROUTES TO SCHOOL	04.215	2330	2,500,000.00	560,889.33	---	1,939,110.67
BOND PRINCIPAL & INTEREST	04.205	3550	108,468,000.00	108,468,000.00	---	---
MAINTENANCE E&E	04.215	4399	233,276,226.00	226,320,569.72	---	6,955,656.28
CONSTRUCTION E&E	04.205	4402	24,050,034.00	22,968,676.51	---	1,081,357.49
CONSTRUCTION	04.205	4403	1,436,686,379.00	1,272,673,218.75	---	164,013,160.25



MOTORIST ASSISTANCE E&E	04.225	6649	527,437.00	512,303.20	---	15,133.80
MOTOR CARRIER SRVC E&E	04.220	7049	1,827,335.00	1,244,857.84	---	582,477.16
ADMINISTRATION PS	04.200	7435	22,463,491.00	21,540,052.80	---	923,438.20
ADMINISTRATION E&E	04.200	7436	5,357,318.00	4,607,859.98	---	749,458.02
FRINGES ADMIN PS	04.200	7438	9,946,211.00	9,312,617.35	---	633,593.65
FRINGES ADMIN E&E	04.200	7439	12,947,712.00	11,837,368.25	---	1,110,343.75
CONSTRUCTION PS	04.205	7440	93,233,976.00	84,287,805.12	---	8,946,170.88
FRINGES CONSTRUCTION PS	04.205	7443	42,705,642.00	37,335,372.93	---	5,370,269.07
FRINGES CONSTRUCTION E&E	04.205	7444	448,126.00	447,258.86	---	867.14
MAINTENANCE PS	04.215	7445	151,018,630.00	144,728,448.63	---	6,290,181.37
FRINGES MAINTENANCE PS	04.215	7448	74,244,678.00	71,139,694.96	---	3,104,983.04
FRINGES MAINTENANCE E&E	04.215	7449	4,549,684.00	4,549,564.46	---	119.54
MOTOR CARRIER SRVC PS	04.220	7451	4,041,453.00	3,897,864.75	---	143,588.25
FRINGES MOTOR CARRIER PS	04.220	7458	1,345,717.00	1,258,655.08	---	87,061.92
FRINGES MOTOR CARRIER E&E	04.220	7459	6,723.00	6,545.18	---	177.82
MOTORIST ASSISTANCE PS	04.225	7460	2,033,877.00	1,989,365.86	---	44,511.14
FRINGES MOTOR ASSIST PS	04.225	7462	1,033,352.00	948,199.09	---	85,152.91
FRINGES MOTOR ASSIST E&E	04.225	7463	95,148.00	92,443.81	---	2,704.19
FLEET FAC & INFO SYS PS	04.230	7464	17,026,655.00	16,479,766.63	---	546,888.37
FRINGES FLT FAC&INFO-PS	04.230	7466	8,075,398.00	7,430,965.52	---	644,432.48
FRINGES FLT FAC&INFO-E&E	04.230	7467	124,190.00	123,965.90	---	224.10
MULTIMODAL OPS ADMIN PS	04.245	7468	444,927.00	413,079.83	---	31,847.17
FRINGES MULTIMODAL PS	04.245	7469	132,614.00	129,828.39	---	2,785.61
MULTIMODAL OPS ADMIN E&E	04.245	8904	129,897.00	24,886.55	---	105,010.45
State Road Fund - Series 2008 Fund (0321)						
CONSTRUCTION BONDS SR 08	04.205	2622	91,296,000.00	88,891,044.57	---	2,404,955.43
State Road Fund - Series 2007 Fund (0328)						
CONSTRUCTION BONDS	04.205	3576	1.00	---	---	1.00

## **DEPARTMENT OF NATURAL RESOURCES**

### **Division of Environmental Quality**

Stormwater - Series A 2002 - 37H Fund (0302)						
STORMWATER GRANTS	06.240	6137	18,985,859.00	---	---	18,985,859.00
Water Pollution Control - Series 2007 - 37G Fund (0329)						
RURAL WTR SWR GRNT & LOAN	06.240	3263	16,809,825.00	16,292,733.76	---	517,091.24
Water Pollution Control - Series 2007 - 37E Fund (0330)						
WASTEWATER FACILITY GRANT	06.240	3260	3,000,000.00	2,247,582.23	---	752,417.77
RURAL WTR SWR GRNT & LOAN	06.240	3262	3,660,000.00	---	---	3,660,000.00

**STATE OF MISSOURI  
SUMMARY OF APPROPRIATION ACTIVITY  
CAPITAL PROJECTS FUNDS  
FOR THE APPROPRIATION YEAR 2009**

	H.B. No.	Appr. No.	Appropriations	Expenditures and Transfers Out	Reappropriations to 2010	Lapse of Appropriations
<b><u>DEPARTMENT OF PUBLIC SAFETY</u></b>						
Veterans' Commission Capital Improvement Trust Fund (0304)						
STATEWIDE M&R	18.010	3814	500,000.00	236,978.67	263,021.00	0.33
<b><u>Adjutant General</u></b>						
Veterans' Commission Capital Improvement Trust Fund (0304)						
VETS RECOGNITION PRG E&E	08.255	3430	535,390.00	254,357.32	---	281,032.68
VETS RECOGNITION PRG PS	08.255	6843	92,631.00	92,039.39	---	591.61
<b><u>Missouri Veterans' Commission</u></b>						
Veterans' Commission Capital Improvement Trust Fund (0304)						
VETERANS HOMES PS	08.185	0639	27,804.00	22,595.56	---	5,208.44
M&R STATEWIDE VCCITF	17.045	0704	187,942.87	96,300.69	91,642.00	0.18
M&R VC-CAPE-MEXICO HOME	17.160	0726	27,381.00	24,109.49	3,271.00	0.51
FT LEONARD WOOD CEMETERY	17.165	2887	91,660.75	91,660.75	---	---
VET HOME EMER GENERATORS	16.060	4128	3,986,334.00	1,267,859.68	2,718,474.00	0.32
CAPE VH FIRE LANE HYDRANT	16.065	4131	520,423.00	90,330.00	430,093.00	---
ADMIN & SERVICE PS	08.175	4481	1,099,124.00	993,572.32	---	105,551.68
ADMIN & SERVICE E&E	08.175	4482	858,434.00	762,149.29	---	96,284.71
VETERANS SVS OFFICER PRGM	08.180	5052	1,000,000.00	998,320.61	---	1,679.39
CAPE VH VARIOUS PROJECTS	17.155	6968	132,810.97	27.73	132,783.00	0.24
<b><u>DEPARTMENT OF SOCIAL SERVICES</u></b>						
Fourth State Building - Series A 1998 Fund (0382)						
M&R 4TH STATE PROJECTS	17.045	0701	0.94	---	---	0.94
<b><u>DEPARTMENT OF CORRECTIONS</u></b>						
<b><u>Division of Adult Institutions</u></b>						
BPB - Series A 2003 Bond Proceeds - Projects Fund (0309)						
NECC NEW JUVENILE UNIT	17.230	6439	37,988.00	37,746.90	---	241.10

**Division of Probation and Parole**

BPB - Series A 2003 Bond Proceeds -  
Projects Fund (0309)

COMM SUPERVISION CTRS	17.225	6438	<u>274,529.46</u>	<u>263,409.75</u>	<u>---</u>	<u>11,119.71</u>
Subtotals			<u>2,637,836,044.62</u>	<u>2,350,741,543.87</u>	<u>3,643,735.00</u>	<u>283,450,765.75</u>
<b>Appropriated Transfers Out To:</b>						
Missouri Consolidated Health Care Plan						
Benefit Fund (0765)	05.505	T131	71,262.00	55,427.33	---	15,834.67
General Revenue Fund (0101)	05.540	T285	2,652.00	110.46	---	2,541.54
Social Security Contributions Fund (0702)	05.450	T293	20,775,798.00	20,169,535.38	---	606,262.62
State Retirement Contributions Fund (0701)	05.465	T297	422,496.00	408,464.58	---	14,031.42
Missouri State Employees' Deferred Compensation Incentive Plan						
Administration Fund (0706)	05.480	T300	2,090,054.00	2,088,109.72	---	1,944.28
Missouri Consolidated Health Care Plan						
Benefit Fund (0765)	05.505	T304	597,748.00	525,527.00	---	72,221.00
Missouri Veterans' Homes Fund (0460)	08.190	T405	500,000.00	---	---	500,000.00
General Revenue Fund (0101)	05.265	T542	1,114,962.00	1,114,961.79	---	0.21
General Revenue Fund (0101)	05.275	T702	<u>38,934.00</u>	<u>38,934.00</u>	<u>---</u>	<u>---</u>
Subtotals			<u>25,613,906.00</u>	<u>24,401,070.26</u>	<u>---</u>	<u>1,212,835.74</u>
Totals			<u>\$ 2,663,449,950.62</u>	<u>\$ 2,375,142,614.13</u>	<u>\$ 3,643,735.00</u>	<u>\$ 284,663,601.49</u>

**STATE OF MISSOURI  
SUMMARY OF APPROPRIATION ACTIVITY  
PERMANENT FUNDS  
FOR THE APPROPRIATION YEAR 2009**

	H.B. No.	Appr. No.	Appropriations	Expenditures and Transfers Out	Reappropriations to 2010	Lapse of Appropriations
<b><u>DEPARTMENT OF HEALTH AND SENIOR SERVICES</u></b>						
<b><u>Division of Community and Public Health</u></b>						
Champ W. Smith and Mary C. Smith Memorial Endowment Trust Fund (0873)						
CHILD W/SPECIAL NEEDS	10.645	7727	\$ 35,000.00	\$ 4,725.69	\$ ---	\$ 30,274.31
<b><u>DEPARTMENT OF NATURAL RESOURCES</u></b>						
Confederate Memorial Park Fund (0812)						
REFUND ACCOUNTS	06.400	3546	165.00	---	---	165.00
Subtotals			<u>35,165.00</u>	<u>4,725.69</u>	<u>---</u>	<u>30,439.31</u>
<b>Appropriated Transfers Out To:</b>						
General Revenue Fund (0101)	05.275	T822	30.00	30.00	---	---
General Revenue Fund (0101)	05.275	T853	356.00	356.00	---	---
General Revenue Fund (0101)	05.275	T968	5.00	5.00	---	---
Subtotals			<u>391.00</u>	<u>391.00</u>	<u>---</u>	<u>---</u>
Totals			<u><u>\$ 35,556.00</u></u>	<u><u>\$ 5,116.69</u></u>	<u><u>---</u></u>	<u><u>\$ 30,439.31</u></u>

**STATE OF MISSOURI  
SUMMARY OF APPROPRIATION ACTIVITY  
ENTERPRISE FUNDS  
FOR THE APPROPRIATION YEAR 2009**

	H.B. No.	Appr. No.	Appropriations	Expenditures and Transfers Out	Reappropriations to 2010	Lapse of Appropriations
<b><u>EXECUTIVE</u></b>						
<b><u>Attorney General</u></b>						
Petroleum Storage Tank Insurance Fund (0585)						
ATTORNEY GENERAL ST OWNED	13.130	3727	\$ 1,358.00	\$ 1,294.16	\$ ---	\$ 63.84
ATTORNEY GENERAL PS	12.200	4203	25,108.00	25,108.00	---	---
Lottery Enterprise Fund (0657)						
ATTORNEY GENERAL ST OWNED	13.130	2682	3,373.00	3,210.80	---	162.20
ATTORNEY GENERAL PS	12.200	3335	55,256.00	55,256.00	---	---
<b><u>OFFICE OF ADMINISTRATION</u></b>						
Federal Surplus Property Fund (0407)						
OA STATE OWNED	13.025	3749	26,241.00	25,005.00	---	1,236.00
<b><u>Division of Accounting</u></b>						
Federal Surplus Property Fund (0407)						
UNEMPLOYMENT BENEFITS	05.495	7430	2,507.00	---	---	2,507.00
State Fair Fees Fund (0410)						
UNEMPLOYMENT BENEFITS	05.495	5991	24,938.00	13,841.18	---	11,096.82
State Park Earnings Fund (0415)						
UNEMPLOYMENT BENEFITS	05.495	5992	21,354.00	13,201.83	---	8,152.17
Missouri Veterans' Homes Fund (0460)						
UNEMPLOYMENT BENEFITS	05.495	5993	181,449.00	181,447.93	---	1.07
Lottery Enterprise Fund (0657)						
UNEMPLOYMENT BENEFITS	05.495	6146	6,748.00	5,358.00	---	1,390.00
<b><u>Information Technology Services Division</u></b>						
Federal Surplus Property Fund (0407)						
OA IT CONSOLIDATION E&E	05.025	3605	12,642.00	152.21	---	12,489.79
Single-Purpose Animal Facilities Loan Program Fund (0408)						
MDA IT CONSOLIDATION PS	05.025	1341	428.00	428.00	---	---
MDA IT CONSOLIDATION E&E	05.025	1342	1,162.00	798.88	---	363.12
State Fair Fees Fund (0410)						
MDA IT CONSOLIDATION PS	05.025	1343	12,083.00	12,083.00	---	---
MDA IT CONSOLIDATION E&E	05.025	1344	9,704.00	6,729.04	---	2,974.96
Missouri Veterans' Homes Fund (0460)						
DPS IT CONSOLIDATION PS	05.025	1349	405,793.00	400,746.50	---	5,046.50
DPS IT CONSOLIDATION E&E	05.025	1350	542,839.00	414,545.02	---	128,293.98

Revenue Information Fund (0619)							
DOR IT CONSOLIDATION PS	05.025	2236	194,849.00	194,589.61	---	259.39	
DOR IT CONSOLIDATION E&E	05.025	2858	58,180.00	57,115.15	---	1,064.85	
DOR IT CNSL REPLM SYS E&E	05.025	4226	11,991,918.00	4,006,818.50	---	7,985,099.50	

**Division of Facilities Management,  
Design and Construction**

Federal Surplus Property Fund (0407)						
ST SURPLUS PROPERTY FAC	23.048	3903	1,750,000.00	1,621,633.63	128,366.00	0.37

**Division of Purchasing and Materials  
Management**

Federal Surplus Property Fund (0407)						
FIXED PRICE VEHICLE PRGM	05.050	0825	600,000.00	599,576.56	---	423.44
SURPLUS PROPERTY PS	05.050	9347	792,055.00	632,449.05	---	159,605.95
SURPLUS PROPERTY E&E	05.050	9348	402,000.00	221,316.15	---	180,683.85
SURPLUS PROPERTY RECYCLE	05.055	9349	42,610.00	41,833.66	---	776.34

**DEPARTMENT OF AGRICULTURE**

Single-Purpose Animal Facilities Loan Program Fund (0408)						
REPLACEMENT VEHICLES	06.020	2329	15,425.00	15,425.00	---	---
AGRICULTURE STATE OWNED	13.040	2544	5,245.00	4,993.16	---	251.84
State Fair Fees Fund (0410)						
AGRICULTURE INSTIT	13.040	2178	314,859.00	303,131.00	---	11,728.00

**Agri Business Development Division**

Single-Purpose Animal Facilities Loan Program Fund (0408)						
AG&SMALL BUS DEV AUTH PS	06.045	1790	106,883.00	99,563.84	---	7,319.16
AG&SMALL BUS DEV AUTH E&E	06.045	1795	21,379.00	5,660.29	---	15,718.71
Single-Purpose Animal Facilities Loan Guarantee Fund (0409)						
SINGL ANIMAL FAC LOAN PRG	06.055	6887	1.00	---	---	1.00
Agricultural Product Utilization and Business Development Loan Guarantee Fund (0411)						
MO VALUE-ADDED LOAN PRG	06.065	6888	1.00	---	---	1.00

**Missouri State Fair**

State Fair Fees Fund (0410)						
FUNDING TO START FAIR	06.120	0228	75,000.00	54,540.00	---	20,460.00
STATE FAIR ADMIN PS	06.115	0270	1,314,071.00	1,059,102.18	---	254,968.82
STATE FAIR ADMIN E&E	06.115	0274	2,866,825.00	2,464,368.68	---	402,456.32
STATE FAIR EQUIP REPLACE	06.125	1878	166,062.00	---	---	166,062.00

**STATE OF MISSOURI  
SUMMARY OF APPROPRIATION ACTIVITY  
ENTERPRISE FUNDS  
FOR THE APPROPRIATION YEAR 2009**

	H.B. No.	Appr. No.	Appropriations	Expenditures and Transfers Out	Reappropriations to 2010	Lapse of Appropriations
<b><u>DEPARTMENT OF NATURAL RESOURCES</u></b>						
State Park Earnings Fund (0415)						
SALES TAX GR REIMBURSE	06.405	2379	230,800.00	185,919.17	---	44,880.83
REFUND ACCOUNTS	06.400	2737	31,095.00	30,163.99	---	931.01
Natural Resources Revolving Services Fund (0425)						
DNR REVOLVING FUND	06.395	2132	3,126,244.00	2,896,116.39	---	230,127.61
SALES TAX GR REIMBURSE	06.405	3085	4,200.00	1,649.04	---	2,550.96
REFUND ACCOUNTS	06.400	3372	44,734.00	43,809.06	---	924.94
Historic Preservation Revolving Fund (0430)						
REFUND ACCOUNTS	06.400	3373	165.00	---	---	165.00
<b><u>Division of Environmental Quality</u></b>						
Petroleum Storage Tank Insurance Fund (0585)						
PETROLEUM RELATED ACT PS	06.305	0925	927,262.00	553,321.26	---	373,940.74
PETROLEUM REALTED ACT E&E	06.305	0926	162,426.00	98,101.04	---	64,324.96
<b><u>Petroleum Storage Tank Insurance Board</u></b>						
Petroleum Storage Tank Insurance Fund (0585)						
PETRO STORAGE TANK REFUND	06.300	2880	80,000.00	61,981.30	---	18,018.70
PETRO STORAGE TANK BD PS	06.300	3532	190,351.00	120,875.53	---	69,475.47
PETRO STORAGE TANK BD E&E	06.300	3533	2,101,000.00	1,303,677.93	---	797,322.07
PETRO STORAGE TANK INSUR	06.300	3534	19,990,000.00	18,718,040.92	---	1,271,959.08
<b><u>Environmental Improvement and Energy Resources</u></b>						
State Environmental Improvement Authority Fund (0654)						
EIERA	06.435	8029	1.00	---	---	1.00
<b><u>Department Operations</u></b>						
State Park Earnings Fund (0415)						
DEPT OPERATIONS E&E	06.200	2142	81,030.00	51,593.41	---	29,436.59
DT OP-CONTRACT AUDITS E&E	06.200	2293	33,763.00	23,478.50	---	10,284.50
Natural Resources Revolving Services Fund (0425)						
DEPT OPERATIONS PS	06.200	2141	40,228.00	35,380.72	---	4,847.28
DEPT OPERATIONS E&E	06.200	2143	6,616.00	718.14	---	5,897.86

**Division of Geology and Land Survey**Natural Resources Revolving Services  
Fund (0425)

DGLS OPERATION PS	06.215	1907	26,784.00	26,664.86	---	119.14
-------------------	--------	------	-----------	-----------	-----	--------

**Division of State Parks**

State Park Earnings Fund (0415)

M&R DNR STATEWIDE SPEF	17.090	0714	998,035.29	515,526.55	482,508.00	0.74
STATE PARKS CI	17.095	0732	228,453.36	55,193.97	173,259.00	0.39
STATE PARKS EXHIBITS	17.100	0741	365,345.15	272,594.69	92,750.00	0.46
STATE PARKS LAND	17.105	0742	29,291.99	27,472.20	1,819.00	0.79
STATE PARK OPERATION PS	06.320	1940	5,726,261.00	5,724,450.15	---	1,810.85
STATE PARK OPERATION E&E	06.320	1941	3,220,434.00	1,581,271.21	---	1,639,162.79
PARKS RESALE	06.345	1971	610,000.00	590,337.96	---	19,662.04
PARKS CONCESSIONS DEFAULT	06.350	1972	200,000.00	46,022.07	---	153,977.93
GIFTS TO PARKS	06.340	2392	676,139.00	50,539.30	---	625,599.70
STATE PARK GRANTS	06.355	2394	175,000.00	7,382.24	---	167,617.76
PAHETSI DEVELOPMENT	17.110	2883	350,000.00	---	350,000.00	---
BATES COUNTY ACQUISITION	23.061	3164	140,000.00	110,722.00	---	29,278.00
LAND PURCHASES	23.062	3442	639,000.00	425,088.28	213,911.00	0.72
M&R PARK & CAMPGROUND FAC	23.063	3450	1,300,000.00	140,986.39	1,159,013.00	0.61
DNR ROADS PARKING TRAILS	18.060	4051	684,750.28	232,369.26	452,381.00	0.02
DNR SPENDING AUTHORITY	18.065	4054	200,467.66	92,914.59	107,553.00	0.07
DNR STATE PARKS EXHIBITS	23.050	4110	700,000.00	---	700,000.00	---
DNR SPENDING AUTHORITY	16.040	4116	1,200,000.00	670,152.39	529,847.00	0.61
DNR GENERAL CONSTRUCTION	23.060	4119	1,655,000.00	206,077.08	1,448,922.00	0.92
VARIOUS LEWIS&CLARK PROJ	17.085	6405	372,714.00	---	---	372,714.00
Historic Preservation Revolving Fund (0430)						
HISTORIC PRESERVATION PS	06.365	1885	212,395.00	169,552.12	---	42,842.88
HISTORIC PRESERVATION E&E	06.365	1886	34,169.00	20,821.84	---	13,347.16
DNR HISTRCAL PRESERVATION	23.055	4115	1,000,000.00	---	---	1,000,000.00
HISTORIC PRESERV GRANTS	06.375	4168	1,768,743.00	370,143.25	---	1,398,599.75

**DEPARTMENT OF PUBLIC SAFETY**

Missouri Veterans' Homes Fund (0460)

PUBLIC SAFETY STATE OWNED	13.065	2629	119,277.00	113,506.08	---	5,770.92
---------------------------	--------	------	------------	------------	-----	----------

**Missouri Veterans' Commission**

Missouri Veterans' Homes Fund (0460)

VETERANS HOMES PS	08.185	2342	35,341,551.00	35,341,540.22	---	10.78
VETERANS HOMES E&E	08.185	2344	4,313,629.00	4,313,629.00	---	---
VETERANS HOMES OVERTIME	08.185	7110	2,423,654.00	1,728,837.55	---	694,816.45
ADMIN & SERVICE PS	08.175	8735	508,386.00	368,937.38	---	139,448.62
ADMIN & SERVICE E&E	08.175	8737	134,078.00	125,399.28	---	8,678.72



**STATE OF MISSOURI  
SUMMARY OF APPROPRIATION ACTIVITY  
ENTERPRISE FUNDS  
FOR THE APPROPRIATION YEAR 2009**

	H.B. No.	Appr. No.	Appropriations	Expenditures and Transfers Out	Reappropriations to 2010	Lapse of Appropriations
<b><u>DEPARTMENT OF REVENUE</u></b>						
<b><u>Fiscal Services</u></b>						
Revenue Information Fund (0619)						
POSTAGE	04.010	0081	192,802.00	192,802.00	---	---
FISCAL SERV E&E	04.010	1758	114,433.00	112,644.55	---	1,788.45
FISCAL SERV	04.010	1759	5,000.00	2,580.94	---	2,419.06
<b><u>Customer Services - MVDL</u></b>						
Revenue Information Fund (0619)						
CS MV-DL-CAB PS	04.007	1718	289,915.00	265,901.25	---	24,013.75
CS MV-DL-CAB E&E	04.007	1719	199,914.00	199,083.51	---	830.49
<b><u>Customer Services - Taxation</u></b>						
Petroleum Storage Tank Insurance Fund (0585)						
CUST SERV TAX PS	04.006	1704	26,527.00	24,456.25	---	2,070.75
CUST SERV TAX E&E	04.006	1705	1,127.00	953.55	---	173.45
<b><u>Missouri Lottery Commission</u></b>						
Lottery Enterprise Fund (0657)						
M&R LOTTERY HQ	17.035	0923	26,833.00	---	---	26,833.00
LOTTERY STATE OWNED	13.020	2789	3,034.00	2,863.28	---	170.72
LOTTERY INSTIT	13.020	2835	126,783.00	123,254.00	---	3,529.00
LOTTERY LEASING	13.020	3307	384,464.00	358,256.19	---	26,207.81
LOTTERY COMMISSION PRIZES	04.175	6215	125,000,000.00	115,306,769.72	---	9,693,230.28
LOTTERY COMMISSION PS	04.170	9156	7,361,934.00	6,930,752.95	---	431,181.05
LOTTERY COMMISSION E&E	04.170	9157	31,287,952.00	30,238,145.36	---	1,049,806.64
Subtotals			<u>279,474,536.73</u>	<u>243,752,743.87</u>	<u>5,840,329.00</u>	<u>29,881,463.86</u>
<b>Appropriated Transfers Out To:</b>						
Natural Resources Cost Allocation Fund (0500)	06.415	T062	44,302.00	43,700.00	---	602.00
Natural Resources Cost Allocation Fund (0500)	06.415	T063	3,700.00	3,649.00	---	51.00
Natural Resources Cost Allocation Fund (0500)	06.415	T070	29,941.00	29,530.00	---	411.00
Natural Resources Cost Allocation Fund (0500)	06.420	T088	292,424.00	278,989.00	---	13,435.00
Natural Resources Cost Allocation Fund (0500)	06.420	T089	24,419.00	23,298.00	---	1,121.00
Natural Resources Cost Allocation Fund (0500)	06.420	T097	166,664.00	158,995.00	---	7,669.00
Missouri Consolidated Health Care Plan Benefit Fund (0765)	05.505	T131	974,614.00	899,923.81	---	74,690.19

Lottery Proceeds Fund (0291)	04.180	T275	260,000,000.00	259,006,284.00	---	993,716.00
General Revenue Fund (0101)	05.540	T285	1,530,606.00	1,500,142.51	---	30,463.49
Social Security Contributions Fund (0702)	05.450	T293	4,083,910.00	3,958,018.37	---	125,891.63
State Retirement Contributions Fund (0701)	05.465	T297	7,340,545.00	6,570,441.67	---	770,103.33
Missouri State Employees' Deferred Compensation Incentive Plan Administration Fund (0706)	05.480	T300	277,932.00	275,831.01	---	2,100.99
Missouri Consolidated Health Care Plan Benefit Fund (0765)	05.505	T304	11,342,465.00	10,963,384.66	---	379,080.34
Natural Resources Cost Allocation Fund (0500)	06.410	T320	357,303.00	332,737.00	---	24,566.00
Natural Resources Cost Allocation Fund (0500)	06.410	T322	29,837.00	27,784.00	---	2,053.00
Natural Resources Cost Allocation Fund (0500)	06.410	T327	143,667.00	138,329.00	---	5,338.00
Social Services and Other Sources Fund (0610)	05.060	T432	30,000.00	30,000.00	---	---
State Highways and Transportation Department Fund (0644)	04.160	T534	250,000.00	---	---	250,000.00
General Revenue Fund (0101)	05.260	T541	1.00	---	---	1.00
General Revenue Fund (0101)	05.265	T542	1.00	---	---	1.00
General Revenue Fund (0101)	05.275	T704	1,445.00	1,445.00	---	---
General Revenue Fund (0101)	05.275	T705	50,218.00	50,218.00	---	---
General Revenue Fund (0101)	05.275	T707	70,527.00	70,527.00	---	---
General Revenue Fund (0101)	05.275	T709	18,716.00	18,716.00	---	---
General Revenue Fund (0101)	05.275	T710	2,100.00	2,100.00	---	---
General Revenue Fund (0101)	05.275	T711	643,933.00	643,933.00	---	---
General Revenue Fund (0101)	05.275	T749	110,174.00	110,174.00	---	---
General Revenue Fund (0101)	05.275	T765	8,890.00	8,890.00	---	---
Subtotals			<u>287,828,334.00</u>	<u>285,147,040.03</u>	---	<u>2,681,293.97</u>
Totals			<u>\$ 567,302,870.73</u>	<u>\$ 528,899,783.90</u>	<u>\$ 5,840,329.00</u>	<u>\$ 32,562,757.83</u>

**STATE OF MISSOURI  
SUMMARY OF APPROPRIATION ACTIVITY  
INTERNAL SERVICE FUNDS  
FOR THE APPROPRIATION YEAR 2009**

	H.B. No.	Appr. No.	Appropriations	Expenditures and Transfers Out	Reappropriations to 2010	Lapse of Appropriations
<b><u>LEGISLATURE</u></b>						
<b><u>Senate</u></b>						
Senate Revolving Fund (0535)						
SENATE CONTINGENT EXP	12.500	4505	\$ 40,000.00	\$ ---	\$ ---	\$ 40,000.00
<b><u>House of Representatives</u></b>						
House of Representatives Revolving Fund (0520)						
HOUSE REVOLVING FUND	12.505	3165	45,000.00	15,345.03	---	29,654.97
<b><u>JUDICIARY</u></b>						
<b><u>Judicial Proceedings and Review</u></b>						
Supreme Court Publications Revolving Fund (0525)						
JUD PROCEED & REVIEW E&E	12.300	4506	150,000.00	67,144.89	---	82,855.11
<b><u>EXECUTIVE</u></b>						
<b><u>State Treasurer</u></b>						
Central Check Mailing Service Revolving Fund (0515)						
STATE TREASURER PS	12.150	0843	22,978.00	22,978.00	---	---
STATE TREASURER E&E	12.150	2212	225,000.00	120,959.72	---	104,040.28
<b><u>OFFICE OF ADMINISTRATION</u></b>						
State Facility Maintenance and Operation Fund (0501)						
OFFICE OF ADMINISTRATION	13.025	1066	313,912.00	259,956.32	---	53,955.68
OA STATE OWNED	13.025	2612	506,436.00	506,436.00	---	---
Office of Administration Revolving Administrative Trust Fund (0505)						
M&R D&C SETTLEMENT	17.050	0709	1.00	---	---	1.00
OFFICE OF ADMINISTRATION	13.025	1067	247,350.00	186,170.05	---	61,179.95

**Division of Accounting**

Natural Resources Cost Allocation Fund (0500)							
UNEMPLOYMENT BENEFITS	05.495	6155	9,487.00	8,856.91	---	630.09	
State Facility Maintenance and Operation Fund (0501)							
UNEMPLOYMENT BENEFITS	05.495	5994	52,310.00	10,844.38	---	41,465.62	
DIFP Administrative Fund (0503)							
UNEMPLOYMENT BENEFITS	05.495	6715	336.00	336.00	---	---	
Office of Administration Revolving Administrative Trust Fund (0505)							
UNEMPLOYMENT BENEFITS	05.495	5999	43,341.00	55.00	---	43,286.00	
Working Capital Revolving Fund (0510)							
UNEMPLOYMENT BENEFITS	05.495	6000	9,055.00	4,320.10	---	4,734.90	
Economic Development Administrative Fund (0547)							
UNEMPLOYMENT BENEFITS	05.495	6673	5,862.00	623.05	---	5,238.95	
Professional Registration Fees Fund (0689)							
UNEMPLOYMENT BENEFITS	05.495	6006	4,441.00	4,439.74	---	1.26	

**Information Technology Services Division**

Natural Resources Cost Allocation Fund (0500)						
DNR IT CONSOLIDATION PS	05.025	1351	2,797,597.00	2,530,298.52	---	267,298.48
DNR IT CONSOLIDATION E&E	05.025	1360	4,323,455.00	3,952,945.20	---	370,509.80
OA IT CONSOLIDATION PS	05.025	3655	1.00	---	---	1.00
OA IT CONSOLIDATION E&E	05.025	3656	1.00	---	---	1.00
State Facility Maintenance and Operation Fund (0501)						
OA IT CONSOLIDATION PS	05.025	3610	91,590.00	86,008.20	---	5,581.80
OA IT CONSOLIDATION E&E	05.025	3611	144,274.00	122,710.91	---	21,563.09
DIFP Administrative Fund (0503)						
DIFP IT CONSOLIDATION PS	05.025	3691	99,367.00	47,414.37	---	51,952.63
DIFP IT CONSOLIDATION E&E	05.025	3692	24,336.00	5,307.32	---	19,028.68
Office of Administration Revolving Administrative Trust Fund (0505)						
OA IT CONSOLIDATION PS	05.025	3601	6,443,034.00	5,745,717.69	---	697,316.31
OA IT CONSOLIDATION E&E	05.025	3602	23,044,014.00	20,822,685.06	---	2,221,328.94
TELECOM REVOLVING FUND	05.030	6334	30,005,000.00	26,407,590.02	---	3,597,409.98
Working Capital Revolving Fund (0510)						
DOC IT CONSOLIDATION PS	05.025	1362	63,364.00	52,136.50	---	11,227.50
DOC IT CONSOLIDATION E&E	05.025	1363	170,410.00	114,482.04	---	55,927.96
Inmate Revolving Fund (0540)						
DOC IT CONSOLIDATION E&E	05.025	2253	12,943,228.00	3,431,309.85	---	9,511,918.15
Social Services Administrative Trust Fund (0545)						
DSS IT CONSOLIDATION PS	05.025	1365	36,540.00	---	---	36,540.00
DSS IT CONSOLIDATION E&E	05.025	1366	402,972.00	63,464.00	---	339,508.00

**STATE OF MISSOURI  
SUMMARY OF APPROPRIATION ACTIVITY  
INTERNAL SERVICE FUNDS  
FOR THE APPROPRIATION YEAR 2009**

	H.B. No.	Appr. No.	Appropriations	Expenditures and Transfers Out	Reappropriations to 2010	Lapse of Appropriations
Economic Development Administrative Fund (0547)						
DED IT CONSOLIDATION PS	05.025	1369	681,935.00	539,073.92	---	142,861.08
DED IT CONSOLIDATION E&E	05.025	1371	678,197.00	84,428.08	---	593,768.92
Professional Registration Fees Fund (0689)						
DIFP IT CONSOLIDATION PS	05.025	1615	304,838.00	273,795.60	---	31,042.40
DIFP IT CONSOLIDATION E&E	05.025	1616	919,791.00	402,773.67	---	517,017.33
<b><u>Division of Facilities Management,</u></b>						
<b><u>Design and Construction</u></b>						
State Facility Maintenance and Operation Fund (0501)						
FM DC OPERATIONS E&E	05.080	2148	67,871,484.00	66,114,617.13	---	1,756,866.87
FM DC OPERATIONS PS	05.080	2605	19,181,813.00	19,025,819.84	---	155,993.16
FACILITY SERVICES	05.095	2607	708,871.00	400,285.86	---	308,585.14
MANSION DONATIONS	05.075	3046	30,000.00	---	---	30,000.00
Office of Administration Revolving Administrative Trust Fund (0505)						
ENERGY CONSERVATION E&E	05.085	2080	23,011,998.00	23,011,983.90	---	14.10
MULTI TENANT ST OWN	13.030	2777	643,596.00	386,280.48	---	257,315.52
MULTI TENANT INSTIT	13.030	3741	64,760.00	64,757.62	---	2.38
CLASS ACTION SETTLEMENTS	18.025	4039	1.00	---	---	1.00
COST REIMBURSEMENT	18.030	4042	1.00	---	---	1.00
MULTI TENANT	13.030	6194	123,355.00	123,117.32	---	237.68
<b><u>Division of General Services</u></b>						
Office of Administration Revolving Administrative Trust Fund (0505)						
DIV OF GENERAL SERVS PS	05.100	4538	2,521,439.00	2,193,204.19	---	328,234.81
DIV OF GENERAL SERVS E&E	05.100	4540	889,728.00	566,094.70	---	323,633.30
REBILLABLE EXPENSES	05.120	6259	10,000,000.00	9,370,141.55	---	629,858.45
<b><u>Division of Personnel</u></b>						
Office of Administration Revolving Administrative Trust Fund (0505)						
DIV PERSONNEL E&E	05.035	2249	315,716.00	171,729.02	---	143,986.98
DIV PERSONNEL PS	05.035	8007	68,795.00	52,121.19	---	16,673.81

**Division of Purchasing and Materials**

**Management**

Office of Administration Revolving Administrative Trust Fund (0505)

BID & PERFORM BOND REFUND	05.045	7349	2,112,000.00	150,000.00	---	1,962,000.00
---------------------------	--------	------	--------------	------------	-----	--------------

**Governor's Council Disability**

Office of Administration Revolving Administrative Trust Fund (0505)

GOV CNSL ON DISABILITY EE	05.150	3210	40,000.00	23,679.67	---	16,320.33
---------------------------	--------	------	-----------	-----------	-----	-----------

**Missouri Public Entity Risk Management**

Office of Administration Revolving Administrative Trust Fund (0505)

MOPERM PS	05.155	8471	645,169.00	604,281.63	---	40,887.37
MOPERM E&E	05.155	8472	61,847.00	18,260.64	---	43,586.36

**DEPARTMENT OF INSURANCE,  
FINANCIAL INSTITUTIONS AND  
PROFESSIONAL REGISTRATION**

DIFP Administrative Fund (0503)

DEPT ADMINISTRATION PS	07.400	3652	153,121.00	131,203.34	---	21,917.66
DEPT ADMINISTRATION E&E	07.400	3653	42,157.00	11,347.14	---	30,809.86

**Professional Registration**

Professional Registration Fees Fund (0689)

EXAMINATION & OTHER FEES	07.460	1010	95,000.00	94,104.40	---	895.60
PR ADMINISTRATION PS	07.460	1032	3,106,498.00	2,865,272.20	---	241,225.80
PR ADMINISTRATION E&E	07.460	2207	1,065,304.00	778,371.89	---	286,932.11
INSURANCE LEASING	13.055	3736	10,911.00	10,035.32	---	875.68
INSURANCE STATE OWNED	13.055	3737	201,438.00	191,783.96	---	9,654.04
PR REFUNDS	07.460	5407	57,496.00	57,495.34	---	0.66

**DEPARTMENT OF ECONOMIC DEVELOPMENT**

Economic Development Administrative Fund (0547)

DED LEASING	13.050	2471	1,176.00	1,161.58	---	14.42
DED STATE OWNED	13.050	2567	5,776.00	4,538.72	---	1,237.28

**Administrative Services**

Economic Development Administrative Fund (0547)

REFUNDS	07.005	0812	5,000.00	---	---	5,000.00
ADMINISTRATIVE SVS E&E	07.005	2174	651,292.00	342,375.84	---	308,916.16
ADMINISTRATIVE SVS PS	07.005	3614	572,536.00	300,405.25	---	272,130.75

**STATE OF MISSOURI  
SUMMARY OF APPROPRIATION ACTIVITY  
INTERNAL SERVICE FUNDS  
FOR THE APPROPRIATION YEAR 2009**

	H.B. No.	Appr. No.	Appropriations	Expenditures and Transfers Out	Reappropriations to 2010	Lapse of Appropriations
<b><u>Economic Development Agencies</u></b>						
Economic Development Administrative Fund (0547)						
MO MANF EXT PARTNERSHIP	07.025	2024	1.00	---	---	1.00
SALES PS	07.015	2404	6,620.00	---	---	6,620.00
MARKETING PS	07.015	2430	42,680.00	---	---	42,680.00
<b><u>DEPARTMENT OF MENTAL HEALTH</u></b>						
Office of Administration Revolving Administrative Trust Fund (0505)						
M&R D&C SETTLEMENT	17.050	0709	16,863.00	16,863.00	---	---
<b><u>Division of Alcohol and Drug Abuse</u></b>						
Inmate Revolving Fund (0540)						
ADA TREATMENT SVC	10.110	1047	2,070,084.00	1,711,480.94	---	358,603.06
METH TREATMENT	10.110	3428	900,000.00	---	---	900,000.00
<b><u>Division of Comprehensive Psychiatric Services</u></b>						
Mental Health Interagency Payments Fund (0109)						
ADULT COMMUNITY PROGRAM	10.210	1856	377,050.00	338,819.83	---	38,230.17
SRV CHILD DIV&DYS CLTS EE	10.230	2060	156,135.00	71,765.34	---	84,369.66
CPS ACP DOC COLLABORATION	14.180	4425	895,350.00	---	---	895,350.00
FULTON STATE HOSPITAL E&E	10.300	5273	250,000.00	187,528.92	---	62,471.08
<b><u>Division of Developmental Disabilities</u></b>						
Mental Health Interagency Payments Fund (0109)						
DFS CLIENTS	10.410	0399	3,443,549.00	3,443,549.00	---	---
MRDD COM CD AGREEMENT	14.190	4426	6,408,798.00	6,408,797.65	---	0.35
<b><u>DEPARTMENT OF NATURAL RESOURCES</u></b>						
Natural Resources Cost Allocation Fund (0500)						
DNR STATE OWNED	13.045	2709	741,955.00	726,064.21	---	15,890.79
REFUND ACCOUNTS	06.400	2738	4,478.00	---	---	4,478.00
DNR LEASING	13.045	4307	1,242,460.00	1,142,268.18	---	100,191.82

**Department Operations**

Natural Resources Cost Allocation Fund (0500)							
DEPT OPERATIONS PS	06.200	1813	2,516,962.00	2,460,256.82	---	56,705.18	
DEPT OPERATIONS E&E	06.200	1815	591,571.00	579,787.33	---	11,783.67	

**Water Resources Center**

Natural Resources Cost Allocation Fund (0500)						
WATER RESOURCES PS	06.215	7012	45,345.00	43,413.67	---	1,931.33

**Division of Environmental Quality**

Natural Resources Cost Allocation Fund (0500)						
ENVIRONMENTAL QUALITY PS	06.215	1873	773,489.00	772,329.35	---	1,159.65
ENVIRONMENTAL QUALITY E&E	06.215	1879	266,753.00	173,067.64	---	93,685.36

**Division of Geology and Land Survey**

Natural Resources Cost Allocation Fund (0500)						
DGLS OPERATION PS	06.215	2402	90,129.00	88,969.82	---	1,159.18
DGLS OPERATION E&E	06.215	2409	4,198.00	4,198.00	---	---

**Division of State Parks**

Natural Resources Cost Allocation Fund (0500)						
STATE PARK OPERATION PS	06.320	1952	952,857.00	924,512.20	---	28,344.80
STATE PARK OPERATION E&E	06.320	1953	138,373.00	63,681.27	---	74,691.73

**Field Services Division**

Natural Resources Cost Allocation Fund (0500)						
FIELD SERVICES PS	06.215	2216	317,161.00	316,490.44	---	670.56

**DEPARTMENT OF PUBLIC SAFETY****Adjutant General**

Adjutant General Revolving Fund (0530)						
A G ARMORY RENTALS	08.265	4767	66,000.00	63,813.25	---	2,186.75

**DEPARTMENT OF SOCIAL SERVICES****Division Finance and Administrative Services**

Social Services Administrative Trust Fund (0545)						
FINANCE & ADMIN SRVS PS	11.030	3115	3,966.00	---	---	3,966.00
FINANCE & ADMIN SRVS E&E	11.030	3116	317.00	---	---	317.00
CENTRALIZED INVENTORY SYS	11.030	3119	5,447,752.00	5,447,547.44	---	204.56



**STATE OF MISSOURI  
SUMMARY OF APPROPRIATION ACTIVITY  
INTERNAL SERVICE FUNDS  
FOR THE APPROPRIATION YEAR 2009**

	H.B. No.	Appr. No.	Appropriations	Expenditures and Transfers Out	Reappropriations to 2010	Lapse of Appropriations
<b><u>DEPARTMENT OF CORRECTIONS</u></b>						
Working Capital Revolving Fund (0510)						
CORRECTIONS INSTIT	13.085	2038	1,648,146.00	1,013,331.00	---	634,815.00
CORRECTIONS LEASING	13.085	6073	183,686.00	166,091.44	---	17,594.56
OVERTIME-WCRF	09.060	7259	1.00	---	---	1.00
WORKFORCE READINESS E&E	09.215	7270	350,000.00	---	---	350,000.00
<b><u>Division of Human Services</u></b>						
Inmate Revolving Fund (0540)						
DHS STAFF PS	09.030	6067	111,419.00	110,798.10	---	620.90
DHS STAFF E&E	09.030	6068	63,049.00	6,566.43	---	56,482.57
<b><u>Division of Offender Rehabilitative Services</u></b>						
Working Capital Revolving Fund (0510)						
VOCATIONAL ENTERPRIS E&E	09.225	2776	25,645,726.00	24,568,642.07	---	1,077,083.93
VOCATIONAL ENTERPRISES PS	09.225	2967	8,133,095.00	6,626,644.04	---	1,506,450.96
PRISON INDUSTRY ENHANCE	09.230	3155	962,762.00	---	---	962,762.00
<b><u>Division of Adult Institutions</u></b>						
Inmate Revolving Fund (0540)						
BOONVILLE CORR CTR	09.115	1083	33,876.00	---	---	33,876.00
OZARK CORR CTR PS	09.090	1996	332,994.00	329,936.80	---	3,057.20
TIPTON CORR CTR	09.150	6069	88,206.00	10,803.75	---	77,402.25
KC COMM RELEASE CTR	09.245	6072	47,423.00	40,163.00	---	7,260.00
CHILLICOTHE CORR CTR PS	09.110	6112	27,829.00	24,546.00	---	3,283.00
OVERTIME-IRF	09.060	7260	15,001.00	3,536.50	---	11,464.50
<b><u>Division of Probation and Parole</u></b>						
Inmate Revolving Fund (0540)						
RESIDENTIAL TRTMNT FAC	09.260	1467	4,989,458.00	4,020,199.75	---	969,258.25
ELECTRONIC MONITORING	09.265	2228	1,980,289.00	1,028,101.55	---	952,187.45
LOCAL SENTENCING	09.255	2302	1,087,115.00	1,005,797.59	---	81,317.41
DOC COMMAND CENTER PS	09.250	2921	542,932.00	489,659.92	---	53,272.08
P&P STAFF E&E	09.235	6071	5,973,631.00	4,058,965.61	---	1,914,665.39
Subtotals			<u>299,095,265.00</u>	<u>261,444,063.71</u>	<u>---</u>	<u>37,651,201.29</u>

**Appropriated Transfers Out To:**

Missouri Consolidated Health Care Plan							
Benefit Fund (0765)	05.505	T131	889,340.00	837,745.42	---	51,594.58	
Legal Expense Fund (0692)	05.125	T234	25,000.00	---	---	25,000.00	
General Revenue Fund (0101)	05.540	T285	564,529.00	325,190.24	---	239,338.76	
Social Security Contributions Fund (0702)	05.450	T293	4,520,100.00	3,412,583.70	---	1,107,516.30	
State Retirement Contributions Fund (0701)	05.465	T297	7,562,277.00	6,149,329.23	---	1,412,947.77	
Missouri State Employees' Deferred							
Compensation Incentive Plan							
Administration Fund (0706)	05.480	T300	352,661.00	343,569.96	---	9,091.04	
Missouri Consolidated Health Care Plan							
Benefit Fund (0765)	05.505	T304	10,015,690.00	8,578,347.48	---	1,437,342.52	
General Revenue Fund (0101)	05.280	T308	1.00	---	---	1.00	
General Revenue Fund (0101)	05.240	T483	1.00	---	---	1.00	
Child Support Enforcement Fund (0169)	05.265	T542	5,068.00	5,068.00	---	---	
General Revenue Fund (0101)	05.275	T650	29,091.00	29,091.00	---	---	
General Revenue Fund (0101)	05.275	T712	90,445.00	90,445.00	---	---	
General Revenue Fund (0101)	05.275	T713	253,882.00	---	---	253,882.00	
General Revenue Fund (0101)	05.275	T714	521,400.00	---	---	521,400.00	
General Revenue Fund (0101)	05.275	T715	271,671.00	271,671.00	---	---	
General Revenue Fund (0101)	05.275	T716	1,285.00	1,285.00	---	---	
General Revenue Fund (0101)	05.275	T717	265.00	265.00	---	---	
General Revenue Fund (0101)	05.275	T718	1,562.00	1,562.00	---	---	
General Revenue Fund (0101)	05.275	T719	331.00	331.00	---	---	
General Revenue Fund (0101)	05.275	T720	238.00	238.00	---	---	
General Revenue Fund (0101)	05.275	T721	132,646.00	132,646.00	---	---	
General Revenue Fund (0101)	05.275	T722	40,940.00	40,940.00	---	---	
General Revenue Fund (0101)	05.275	T724	17,358.00	17,358.00	---	---	
General Revenue Fund (0101)	05.275	T812	37,039.00	37,039.00	---	---	
DIFP Administrative Fund (0503)	07.405	T896	172,007.00	126,493.50	---	45,513.50	
Licensed Social Workers Fund (0574)	07.545	T902	3,500.00	3,500.00	---	---	
Veterinary Medical Board Fund (0639)	07.545	T902	13,250.00	13,250.00	---	---	
Committee of Professional Counselors							
Fund (0672)	07.545	T902	8,250.00	8,250.00	---	---	
Subtotals			<u>25,529,827.00</u>	<u>20,426,198.53</u>	---	<u>5,103,628.47</u>	
Totals			<u>\$ 324,625,092.00</u>	<u>\$ 281,870,262.24</u>	<u>\$ ---</u>	<u>\$ 42,754,829.76</u>	

**STATE OF MISSOURI  
SUMMARY OF APPROPRIATION ACTIVITY  
AGENCY FUNDS  
FOR THE APPROPRIATION YEAR 2009**

	H.B. No.	Appr. No.	Appropriations	Expenditures and Transfers Out	Reappropriations to 2010	Lapse of Appropriations
<b><u>JUDICIARY</u></b>						
<b><u>Circuit Courts</u></b>						
Circuit Courts Escrow Fund (0718)						
CIRCUIT COURT DEBT OFFSET	12.350	1209	\$ 1,500,000.00	\$ 1,344,930.49	\$ ---	\$ 155,069.51
CIRCUIT CT DEBT OFFSET EE	12.350	1210	5,500.00	655.00	---	4,845.00
<b><u>Debt Offset Escrow Fund</u></b>						
Debt Offset Escrow Fund (0753)						
DEBT OFFSET ESCROW FUND	12.400	3023	1,225,000.00	1,140,586.68	---	84,413.32
<b><u>OFFICE OF ADMINISTRATION</u></b>						
<b><u>Division of Accounting</u></b>						
State Retirement Contributions Fund (0701)						
MOSERS EXPEND	15.045	5556	277,093.00	4,953.66	---	272,139.34
RETIREMENT SYSTEM CONTR	05.470	9179	270,417,330.00	250,745,665.96	---	19,671,664.04
Social Security Contributions (OASDI/Medicare) Fund (0702)						
OASDHI CONTRIBUTIONS	05.460	0136	166,566,239.00	156,707,533.61	---	9,858,705.39
OASDHI EXPND	15.035	5555	169,175.00	2,800.42	---	166,374.58
Missouri State Employees' Deferred Compensation Incentive Plan Administration Fund (0706)						
DEFERRED COMP PAYMENTS	05.490	0036	16,669,697.00	14,671,512.50	---	1,998,184.50
Missouri Consolidated Health Care Plan Benefit Fund (0765)						
MOCHCP CONTRIBUTIONS	05.510	1335	353,454,711.00	353,448,349.53	---	6,361.47
COBRA REIMBURSE EXPD	15.020	5551	320,000.00	---	---	320,000.00
MCHCP EXPEND	15.055	5557	304,194.00	6,361.47	---	297,832.53
Missouri State Employees' Voluntary Life Insurance Fund (0910)						
VOLUNTARY LIFE INSURANCE	05.520	0045	3,645,025.00	3,483,500.17	---	161,524.83
<b><u>Division of Purchasing and Materials Management</u></b>						
Proceeds of Surplus Property Sales Fund (0710)						
SURPLUS PROP SALE PROCEED	05.065	1576	160,000.00	159,199.43	---	800.57

**DEPARTMENT OF AGRICULTURE**

**Division of Animal Health**

Agriculture Bond Trustee Fund (0756)

BOND TRUSTEE ACCOUNT	06.075	3120	135,000.00	37,497.42	---	97,502.58
----------------------	--------	------	------------	-----------	-----	-----------

**DEPARTMENT OF ECONOMIC DEVELOPMENT**

**Economic Development Agencies**

Missouri Community College Job Retention

Training Program Fund (0717)

JOBS RETENTION TRG PRG	07.165	7151	10,000,000.00	9,992,850.48	---	7,149.52
------------------------	--------	------	---------------	--------------	-----	----------

**DEPARTMENT OF HIGHER EDUCATION**

**Higher Education Administration**

Debt Offset Escrow Fund (0753)

LOAN PRGM REFUND OFFSET	03.090	2000	500,000.00	491,590.89	---	8,409.11
-------------------------	--------	------	------------	------------	-----	----------

CC TAX REFUND OFFSET	03.100	3386	922,210.00	922,209.07	---	0.93
----------------------	--------	------	------------	------------	-----	------

Proprietary School Bond Fund (0760)

PROPRIETARY SCHOOL BOND	03.010	7986	100,000.00	---	---	100,000.00
-------------------------	--------	------	------------	-----	-----	------------

**State Colleges and Universities**

Debt Offset Escrow Fund (0753)

LINN STATE TECH COLLEGE	03.105	0076	30,000.00	---	---	30,000.00
-------------------------	--------	------	-----------	-----	-----	-----------

UNIVERSITY OF CENTRAL MO	03.110	2004	250,000.00	125,990.59	---	124,009.41
--------------------------	--------	------	------------	------------	-----	------------

SOUTHEAST MO STATE UNIV	03.115	2008	75,000.00	15,866.67	---	59,133.33
-------------------------	--------	------	-----------	-----------	-----	-----------

MO STATE UNIVERSITY	03.120	2011	205,000.00	147,699.24	---	57,300.76
---------------------	--------	------	------------	------------	-----	-----------

LINCOLN UNIVERSITY	03.125	2014	75,000.00	12,690.44	---	62,309.56
--------------------	--------	------	-----------	-----------	-----	-----------

TRUMAN STATE UNIVERSITY	03.130	2017	75,000.00	---	---	75,000.00
-------------------------	--------	------	-----------	-----	-----	-----------

NORTHWEST MO STATE UNIV	03.135	2020	75,000.00	61,406.45	---	13,593.55
-------------------------	--------	------	-----------	-----------	-----	-----------

MO SOUTHERN ST UNIVERSITY	03.140	2023	75,000.00	17,842.13	---	57,157.87
---------------------------	--------	------	-----------	-----------	-----	-----------

MO WESTERN ST UNIVERSITY	03.145	2026	250,000.00	152,669.81	---	97,330.19
--------------------------	--------	------	------------	------------	-----	-----------

HARRIS STOWE ST UNIV	03.150	2030	75,000.00	---	---	75,000.00
----------------------	--------	------	-----------	-----	-----	-----------

UNIV OF MISSOURI CAMPUSES	03.155	2034	200,000.00	---	---	200,000.00
---------------------------	--------	------	------------	-----	-----	------------

**DEPARTMENT OF HEALTH AND**

**SENIOR SERVICES**

Debt Offset Escrow Fund (0753)

DEBT OFFSET ESCROW	10.615	0258	15,000.00	5,404.00	---	9,596.00
--------------------	--------	------	-----------	----------	-----	----------

REFUNDS	10.620	7340	2,000.00	---	---	2,000.00
---------	--------	------	----------	-----	-----	----------

**STATE OF MISSOURI  
SUMMARY OF APPROPRIATION ACTIVITY  
AGENCY FUNDS  
FOR THE APPROPRIATION YEAR 2009**

	H.B. No.	Appr. No.	Appropriations	Expenditures and Transfers Out	Reappropriations to 2010	Lapse of Appropriations
<b><u>DEPARTMENT OF LABOR AND INDUSTRIAL RELATIONS</u></b>						
<b><u>Division of Employment Security</u></b>						
Debt Offset Escrow Fund (0753)						
DEBT OFFSET ESCROW FUND	07.895	2146	3,450,000.00	3,310,409.72	---	139,590.28
<b><u>DEPARTMENT OF MENTAL HEALTH</u></b>						
Debt Offset Escrow Fund (0753)						
REFUNDS	10.035	1837	70,000.00	---	---	70,000.00
<b><u>DEPARTMENT OF PUBLIC SAFETY</u></b>						
<b><u>Office of the Director</u></b>						
Program 1122 Fund (0720)						
PROGRAM 1122	08.025	3663	500,000.00	---	---	500,000.00
<b><u>Adjutant General</u></b>						
Missouri Military Family Relief Fund (0719)						
MO MILITARY FAMILY RELIEF	08.270	1173	229,500.00	129,440.00	---	100,060.00
MO MIL FAMILY RELIEF E&E	08.270	2925	10,500.00	1,930.07	---	8,569.93
<b><u>DEPARTMENT OF REVENUE</u></b>						
<b><u>Fiscal Services</u></b>						
American Cancer Society, Heartland Division, Inc. Fund (0700)						
INCOME TAX CHECK OFF DIST	04.155	7296	8,771.00	8,754.66	---	16.34
ALS Lou Gehrig's Disease Fund (0703)						
INCOME TAX CHECK OFF DIST	04.155	7297	3,637.00	3,629.56	---	7.44
American Lung Association of Missouri Fund (0704)						
INCOME TAX CHECK OFF DIST	04.155	7298	3,500.00	871.69	---	2,628.31
Muscular Dystrophy Association Fund (0707)						
INCOME TAX CHECK OFF DIST	04.155	7299	3,500.00	1,026.64	---	2,473.36
Arthritis Foundation Fund (0708)						
INCOME TAX CHECK OFF DIST	04.155	7300	3,500.00	1,342.50	---	2,157.50
National Multiple Sclerosis Society Fund (0709)						
INCOME TAX CHECK OFF DIST	04.155	7301	4,500.00	4,183.90	---	316.10

American Diabetes Association Gateway Area Fund (0713)							
INCOME TAX CHECK OFF DIST	04.155	7302	4,500.00	4,353.51	---	146.49	
American Heart Association Fund (0714)							
INCOME TAX CHECK OFF DIST	04.155	7303	3,500.00	3,100.92	---	399.08	
March of Dimes Fund (0716)							
INCOME TAX CHECK OFF DIST	04.155	7304	3,500.00	3,080.42	---	419.58	
Debt Offset Escrow Fund (0753)							
DEBT OFFSET	04.115	3985	270,000.00	261,975.53	---	8,024.47	

**DEPARTMENT OF SOCIAL SERVICES**

**Family Support Division**

Debt Offset Escrow Fund (0753)						
DISTRIBUTION PASS THROUGH	11.175	1716	9,000,000.00	3,999,651.20	---	5,000,348.80
Subtotals			841,342,082.00	801,433,516.43	---	39,908,565.57

**Appropriated Transfers Out To:**

State Road Fund (0320)	15.015	T168	40,000.00	---	---	40,000.00
Conservation Commission Fund (0609)	15.015	T168	40,000.00	---	---	40,000.00
Missouri Consolidated Health Care Plan Benefit Fund (0765)	15.015	T168	320,000.00	---	---	320,000.00
General Revenue Fund (0101)	05.275	T311	64.00	64.00	---	---
General Revenue Fund (0101)	05.275	T312	28.00	28.00	---	---
General Revenue Fund (0101)	05.275	T313	8.00	8.00	---	---
General Revenue Fund (0101)	05.275	T314	8.00	8.00	---	---
General Revenue Fund (0101)	05.275	T339	8.00	8.00	---	---
General Revenue Fund (0101)	05.275	T340	30.00	30.00	---	---
General Revenue Fund (0101)	05.275	T341	40.00	40.00	---	---
General Revenue Fund (0101)	05.275	T342	34.00	34.00	---	---
General Revenue Fund (0101)	05.275	T343	21.00	21.00	---	---
Child Support Enforcement Fund (0169)	11.185	T492	118,450.00	---	---	118,450.00
Social Services and Other Sources Fund (0610)	11.185	T494	581,550.00	---	---	581,550.00
General Revenue Fund (0101)	12.185	T546	100,000.00	6,708.82	---	93,291.18
General Revenue Fund (0101)	05.275	T642	498.00	498.00	---	---
General Revenue Fund (0101)	05.275	T820	15,358.00	15,358.00	---	---
General Revenue Fund (0101)	05.275	T924	46,029.00	46,029.00	---	---
General Revenue Fund (0101)	05.070	T975	231,525.00	231,454.02	---	70.98
Vocational Rehabilitation Fund (0104)	05.070	T975	1,198.00	1,197.52	---	0.48
Elementary and Secondary Education Fund (0105)	05.070	T975	471.00	470.76	---	0.24
Labor and Industrial Relations Administrative Fund (0122)	05.070	T975	28,419.00	28,409.96	---	9.04
Corrections Fund (0130)	05.070	T975	90.00	90.00	---	---
Revenue Fund (0132)	05.070	T975	2,262.00	2,261.08	---	0.92
Agriculture Fund (0133)	05.070	T975	588.00	587.70	---	0.30

**STATE OF MISSOURI  
SUMMARY OF APPROPRIATION ACTIVITY  
AGENCY FUNDS  
FOR THE APPROPRIATION YEAR 2009**

	H.B. No.	Appr. No.	Appropriations	Expenditures and Transfers Out	Reappropriations to 2010	Lapse of Appropriations
Judiciary Fund (0137)	05.070	T975	1,517.00	1,516.85	---	0.15
Natural Resources Fund (0140)	05.070	T975	3,718.00	3,717.12	---	0.88
Health Fund (0143)	05.070	T975	32,934.00	32,924.36	---	9.64
State Emergency Management Fund (0145)	05.070	T975	189.00	188.50	---	0.50
Mental Health Fund (0148)	05.070	T975	464.00	463.07	---	0.93
Transportation - Highway Safety Fund (0149)	05.070	T975	108.00	108.00	---	---
Public Safety Fund (0152)	05.070	T975	9,099.00	9,095.92	---	3.08
Homeland Security Fund (0154)	05.070	T975	89.00	88.80	---	0.20
Job Development and Training Fund (0155)	05.070	T975	15,562.00	15,557.71	---	4.29
State Treasurer's General Operations Fund (0164)	05.070	T975	219.00	218.75	---	0.25
Federal Drug Seizure Fund (0194)	05.070	T975	189.00	189.00	---	---
Secretary of State's Technology Trust Fund Account Fund (0266)	05.070	T975	395.00	394.26	---	0.74
Missouri Air Emission Reduction Fund (0267)	05.070	T975	573.00	572.53	---	0.47
Statewide Court Automation Fund (0270)	05.070	T975	7,018.00	7,016.39	---	1.61
Division of Tourism Supplemental Revenue Fund (0274)	05.070	T975	293.00	292.50	---	0.50
Gaming Commission Fund (0286)	05.070	T975	1,009.00	1,008.61	---	0.39
Veterans' Commission Capital Improvement Trust Fund (0304)	05.070	T975	2,251.00	2,250.00	---	1.00
Federal Surplus Property Fund (0407)	05.070	T975	177,298.00	177,243.75	---	54.25
State Park Earnings Fund (0415)	05.070	T975	15,024.00	15,019.16	---	4.84
Natural Resources Revolving Services Fund (0425)	05.070	T975	203,882.00	203,818.98	---	63.02
Missouri Veterans' Homes Fund (0460)	05.070	T975	9,298.00	9,294.95	---	3.05
Natural Resources Cost Allocation Fund (0500)	05.070	T975	1,343.00	1,342.63	---	0.37
State Facility Maintenance and Operation Fund (0501)	05.070	T975	3,867.00	3,865.54	---	1.46
Office of Administration Revolving Administrative Trust Fund (0505)	05.070	T975	598,930.00	598,752.41	---	177.59
Working Capital Revolving Fund (0510)	05.070	T975	4,572.00	4,570.30	---	1.70
Division of Finance Fund (0550)	05.070	T975	5,067.00	5,065.68	---	1.32
Insurance Dedicated Fund (0566)	05.070	T975	1,259.00	1,258.43	---	0.57
Natural Resources Protection - Water Pollution Permit Fee Subaccount Fund (0568)	05.070	T975	412.00	411.02	---	0.98
Solid Waste Management (0570)	05.070	T975	393.00	392.88	---	0.12

Natural Resources Protection - Air Pollution							
Permit Fee Subaccount Fund (0594)	05.070	T975	1,150.00	1,149.36	---	0.64	
Public Service Commission Fund (0607)	05.070	T975	430.00	429.52	---	0.48	
Parks Sales Tax Fund (0613)	05.070	T975	29,754.00	29,744.87	---	9.13	
Soil and Water Sales Tax Fund (0614)	05.070	T975	952.00	951.17	---	0.83	
State Highways and Transportation							
Department Fund (0644)	05.070	T975	31,802.00	31,792.78	---	9.22	
Lottery Enterprise Fund (0657)	05.070	T975	6,402.00	6,400.30	---	1.70	
Petroleum Inspection Fund (0662)	05.070	T975	570.00	569.28	---	0.72	
Energy Set-Aside Program Fund (0667)	05.070	T975	90.00	90.00	---	---	
Criminal Record System Fund (0671)	05.070	T975	538.00	537.50	---	0.50	
Hazardous Waste Fund (0676)	05.070	T975	338.00	337.50	---	0.50	
Safe Drinking Water Fund (0679)	05.070	T975	754.00	753.38	---	0.62	
Professional Registration Fees Fund (0689)	05.070	T975	4,176.00	4,174.98	---	1.02	
Highway Patrol's Motor Vehicle and Aircraft							
Revolving Fund (0695)	05.070	T975	3,364.00	3,362.82	---	1.18	
Highway Patrol Traffic Records Fund (0758)	05.070	T975	90.00	90.00	---	---	
Arrow Rock State Historic Site							
Endowment Fund (0800)	05.070	T975	114.00	113.72	---	0.28	
Guaranty Agency Operating Fund (0880)	05.070	T975	844.00	843.46	---	0.54	
Mined Land Reclamation Fund (0906)	05.070	T975	107.00	106.60	---	0.40	
General Revenue Fund (0101)	04.150	T989	2,500.00	239.00	---	2,261.00	
Subtotals			<u>2,707,626.00</u>	<u>1,511,630.20</u>	<u>---</u>	<u>1,195,995.80</u>	
Totals			<u>\$ 844,049,708.00</u>	<u>\$ 802,945,146.63</u>	<u>\$ ---</u>	<u>\$ 41,104,561.37</u>	



**STATE OF MISSOURI  
SUMMARY OF APPROPRIATION ACTIVITY  
PRIVATE PURPOSE TRUST FUNDS  
FOR THE APPROPRIATION YEAR 2009**

	H.B. No.	Appr. No.	Appropriations	Expenditures and Transfers Out	Reappropriations to 2010	Lapse of Appropriations
<b><u>EXECUTIVE</u></b>						
<b><u>State Treasurer</u></b>						
Abandoned Fund Account Fund (0863)						
STATE TREASURER PS	12.150	0870	\$ 533,401.00	\$ 532,083.57	\$ ---	\$ 1,317.43
STATE TREASURER E&E	12.150	0872	82,600.00	74,231.42	---	8,368.58
AF ADVERTISING & AUCTIONS	12.150	1321	900,000.00	891,044.45	---	8,955.55
AF CLAIMS	12.160	3173	25,500,000.00	25,133,508.95	---	366,491.05
<b><u>DEPARTMENT OF HIGHER EDUCATION</u></b>						
<b><u>State Colleges and Universities</u></b>						
State Seminary Fund (0872)						
SEMINARY FUND INVESTMENTS	03.200	0633	3,000,000.00	2,835,828.34	---	164,171.66
<b><u>DEPARTMENT OF SOCIAL SERVICES</u></b>						
<b><u>Children's Division</u></b>						
Alternative Care Trust Fund (0905)						
FOSTER CARE CHILDRENS ACC	11.270	8181	12,028,000.00	12,027,784.50	---	215.50
Subtotals			42,044,001.00	41,494,481.23	---	549,519.77
<b>Appropriated Transfers Out To:</b>						
Missouri Consolidated Health Care Plan						
Benefit Fund (0765)	05.505	T131	15,549.00	9,405.57	---	6,143.43
Social Security Contributions Fund (0702)	05.450	T293	39,596.00	39,592.37	---	3.63
State Retirement Contributions Fund (0701)	05.465	T297	70,292.00	68,713.93	---	1,578.07
Missouri State Employees' Deferred						
Compensation Incentive Plan						
Administration Fund (0706)	05.480	T300	3,688.00	3,670.00	---	18.00
Missouri Consolidated Health Care Plan						
Benefit Fund (0765)	05.505	T304	128,443.00	105,778.66	---	22,664.34
General Revenue Fund (0101)	12.170	T547	34,675,723.00	34,675,722.07	---	0.93
General Revenue Fund (0101)	05.275	T852	1,393,178.00	1,393,178.00	---	---
Mental Health Trust Fund (0926)	10.040	T938	50,000.00	1,411.11	---	48,588.89
State Public School Fund (0817)	12.195	T973	1,618,664.00	1,618,663.59	---	0.41
Subtotals			37,995,133.00	37,916,135.30	---	78,997.70
Totals			\$ 80,039,134.00	\$ 79,410,616.53	\$ ---	\$ 628,517.47

**STATE OF MISSOURI**  
**NOTES TO THE APPROPRIATION ACTIVITY REPORT**  
**APPROPRIATION YEAR 2009**

---

**Note 1 – Basis of Accounting**

The Appropriation Activity Report is prepared on a budgetary (non-GAAP) basis of accounting that records revenues when cash is received and expenditures when the liabilities are recorded.

Revenues and expenditures are reported during a twelve-month period, July 1 through June 30. During a one-month lapse period that ends July 31, corrections can be made to the revenues and expenditures processed during the period July 1 through June 30.

**Note 2 – Biennial Appropriations**

Biennial appropriations, which are located in House Bills 17 and 18, are appropriations to be spent over two years. The balance after the first year of the appropriation that ended June 30, 2008 was rolled over into the current fiscal year. The appropriation amount reported in the current fiscal year is the rollover amount from fiscal year 2008 plus any increases and less any decreases to the appropriations, which occurred during fiscal year 2009.

**Note 3 – Article X Distributions/Appropriated Transfers**

Article X, Sections 16 through 24 of the Missouri Constitution establishes a revenue limit for Missouri State Government. When total revenues exceed the limit, income tax refunds are generated. During fiscal year 2009, the State did not refund any money. When refunds are issued, the refunds are initially paid from the General Revenue Fund and various other funds reimburse their share of the refund liability through operating transfers to the General Revenue Fund.

**STATE OF MISSOURI**  
**NOTES TO THE APPROPRIATION ACTIVITY REPORT**  
**APPROPRIATION YEAR 2009**

---

**Note 4 – Court Ordered Desegregation**

The expenditures of the St. Louis Desegregation Plan are mandated by court order. The amounts paid for the current year and prior years are:

<u>Appropriation Year</u>	<u>Projected Expenditures</u>	<u>Expenditures</u>	<u>Lapses</u>
2009	\$ 10,000,000	\$ 10,000,000	\$ ---
2008	11,000,000	11,000,000	---
2007	12,000,000	12,000,000	---
2006	13,000,000	13,000,000	---
2005	15,000,000	15,000,000	---
2004	16,500,000	16,500,000	---
2003	20,000,000	20,000,000	---
2002	20,000,000	20,000,000	---
2001	50,000,000	50,000,000	---
2000	53,500,000	53,476,585	23,415
1999	191,862,972	188,799,736	3,063,236
1998	158,800,000	147,021,949	11,778,051
1997	151,700,000	138,086,852	13,613,148
1996	153,700,000	148,291,471	5,408,529
1995	155,700,000	139,258,397	16,441,603
1994	147,600,000	134,202,695	13,397,305
1993	147,100,000	136,028,438	11,071,562
1992	144,600,000	137,189,737	7,410,263
1991	135,200,000	132,695,771	2,504,229
1990	135,000,000	122,161,135	12,838,865
1989	129,000,000	116,999,047	12,000,953
1988	107,200,000	93,957,886	13,242,114
1987	84,700,000	83,473,429	1,226,571
1986	74,800,000	66,300,504	8,499,496
1985	59,200,000	57,095,304	2,104,696
1984	40,400,000	37,424,743	2,975,257
1983	21,000,000	17,187,556	3,812,444
1982	13,500,000	13,140,216	359,784
1981	10,180,490	8,530,000	1,650,490

**STATE OF MISSOURI**  
**NOTES TO THE APPROPRIATION ACTIVITY REPORT**  
**APPROPRIATION YEAR 2009**

---

**Note 5 – General Fund**

The General Fund includes General Revenue Funds and Federal Funds.

Fund Number	Fund Name
<b>General Revenue Funds:</b>	
0100	Budget Reserve
0101	General Revenue
0108	Uncompensated Care
0113	Health Interagency Payments
0124	Facilities Maintenance Reserve
0128	State Property Preservation
0139	Intergovernmental Transfer
0142	Federal Reimbursement Allowance
0144	Pharmacy Reimbursement Allowance
0160	Medicaid Managed Care Organization Reimbursement Allowance
0161	Title XIX – Patient Placement
0164	State Treasurer’s General Operation
0169	Child Support Enforcement Collections
0172	Missouri Technology Investment
0173	Microenterprise Loan
0174	Missouri Water Development
0176	General Revenue Reimbursements
0177	Missouri Humanities Council Trust
0179	General Revenue – Cultural Sub-Account
0196	Nursing Facility Federal Reimbursement Allowance
0198	Post Closure
0603	Attorney General's Court Costs
0617	Disproportionate Share
0666	Attorney General's Anti-Trust
0686	State Elections Subsidy
0692	State Legal Expense
0939	Line of Duty Compensation
<b>Federal Funds</b>	
0104-0199	<i>(excluding Fund Numbers listed above and 0109, 0131, 0134, and 0170)</i>
0610	Division of Family Services – Administrative
0663	Missouri Disaster
0697	Abandoned Mined Reclamation
0782	Justice Assistance Grant Program
0948	Unemployment Compensation Administration
2000-2018	Federal Budget Stabilization
2200-2296	Federal Stimulus

This reporting is consistent with Missouri's Comprehensive Annual Financial Report.

**STATE OF MISSOURI**  
**NOTES TO THE APPROPRIATION ACTIVITY REPORT**  
**APPROPRIATION YEAR 2009**

---

**Note 6 – General Revenue Fund**

Operational results for the General Revenue Fund (Fund 0101) for fiscal year 2009 are as follows:

**Revenues**

Taxes	\$ 8,606,643,947
Licenses, Fees, and Permits	78,087,227
Sales, Services, Leases and Rentals	94,990,479
Bond Sale Proceeds	---
Contributions and Intergovernmental	30,735,550
Interest, Penalties, and Unclaimed Property	33,158,339
Refunds	19,541,564
Miscellaneous Revenues	<u>28,661,463</u>
Subtotal	8,891,818,569
Transfers In	<u>1,476,553,073</u>
Total Revenues and Transfers In	<u>10,368,371,642</u>

**Expenditures**

Personal Service	1,142,293,629
Expense and Equipment	395,430,980
Capital Improvements	2,355,354
Program Specific	4,634,782,223
Refunds	---
Court Order Desegregation Payments	<u>10,000,000</u>
Subtotal	6,184,862,186
Transfers Out	<u>4,766,764,463</u>
Total Expenditures and Transfers Out	<u>10,951,626,649</u>
Excess Revenues and Transfers In	<u>\$ (583,255,007)</u>

**Note 7 – Refunds**

In fiscal year 2009, refunds in the amount of \$1,512,980,118 for all funds and \$1,440,854,291 for the general revenue funds are reported on a separate line on page 3 and page 5 of this report. Refunds are reported as program specific expenditures on all remaining pages.

**Note 8 – Debt Service**

Debt Service includes payments made by the Office of Administration for the General Obligation bonds, the Board of Public Building Bonds, and certain capital lease payments. Other debt payments are reported as operating costs of the department which pays them.