

# **STATE OF MISSOURI**

## **APPROPRIATION ACTIVITY REPORT**




### **APPROPRIATION YEAR 2010**

**OFFICE OF ADMINISTRATION  
DIVISION OF ACCOUNTING**

# APPROPRIATION ACTIVITY REPORT

## APPROPRIATION YEAR 2010



# STATE OF MISSOURI

**JEREMIAH W. (JAY) NIXON**  
**GOVERNOR**

**KELVIN L. SIMMONS**  
**COMMISSIONER**  
**OFFICE OF ADMINISTRATION**

**MARK A. KAISER**  
**DIRECTOR**  
**DIVISION OF ACCOUNTING**

**Jeremiah W. (Jay) Nixon**  
Governor



**Kelvin L. Simmons**  
Commissioner

State of Missouri  
**OFFICE OF ADMINISTRATION**  
Division of Accounting  
570 Truman Building, 301 West High Street  
Post Office Box 809  
Jefferson City, Missouri 65102  
(573) 751-2971  
**INTERNET:** <http://www.oa.mo.gov/acct>  
**E-MAIL:** [acctmail@oa.mo.gov](mailto:acctmail@oa.mo.gov)

**Mark A. Kaiser**  
Director

September 22, 2010

The Honorable Jeremiah W. (Jay) Nixon  
Governor of Missouri  
State Capitol  
Jefferson City, Missouri 65101

Dear Governor Nixon:

I am pleased to submit the Appropriation Activity Report of the State of Missouri for the appropriation year July 1, 2009 through July 31, 2010.

This report, together with the annual combined financial report of the Missouri Department of Revenue and the Office of the State Treasurer, will fulfill the statutory requirements for financial reporting under Section 32.060 of the Missouri Revised Statutes.

These statements present a comparative analysis of revenues to expenditures and appropriations to expenditures for Appropriation Year 2010. This report also includes a detailed analysis of appropriations and expenditures by departments, fund groups and major categories. This report is prepared on a budgetary (non-GAAP) basis of accounting. Under the budgetary basis of accounting, revenues are recorded when cash is received and expenditures when the liabilities for them are recorded.

Sincerely,

A handwritten signature in cursive script that reads "Mark A. Kaiser".

Mark A. Kaiser  
Director

**STATE OF MISSOURI**  
**REVENUES - ALL FUNDS AND GENERAL REVENUE FUNDS**  
**FOR FISCAL YEARS 2010 AND 2009**

	Fiscal Year 2010		Fiscal Year 2009	
	All Funds	General Revenue Funds	All Funds	General Revenue Funds
<b><u>TAXES</u></b>				
Sales and Use Tax	\$ 2,915,992,980	\$ 1,791,663,893	\$ 3,027,306,517	\$ 1,883,719,016
Income Tax	5,904,277,492	5,892,902,886	6,383,304,974	6,369,136,533
Premium Tax	270,053,564	217,401,365	292,411,651	225,719,923
Commodity Tax	138,949,535	31,350,324	139,853,864	30,661,985
Corporation Franchise Tax	93,155,521	93,155,521	94,337,368	94,337,368
Motor Vehicle Fuel/Use Tax	721,674,273	---	718,627,130	---
Inheritance Tax	263,642	263,642	3,068,343	3,068,343
Miscellaneous Taxes	467,350,808	86,649,319	420,709,189	57,812,365
Total Taxes	10,511,717,815	8,113,386,950	11,079,619,036	8,664,455,533
<b><u>LICENSES, FEES AND PERMITS</u></b>				
Licenses and Permits	356,324,529	9,110,422	360,378,553	7,862,251
Collection Fees	22,382,813	22,375,584	23,553,555	23,523,281
Registration Fees	36,520,700	30,919,614	38,052,990	30,950,698
Regulatory Fees	65,524,377	782,590	72,646,886	877,729
Inspection Fees	9,941,028	1,376,433	9,399,001	512,018
Court Fees	39,216,151	14,657,919	39,960,611	13,687,228
Financial Institute Exam Fees	10,226,204	---	8,669,478	---
Miscellaneous Fees	127,027,496	911,686	126,259,290	888,243
Total Licenses, Fees and Permits	667,163,298	80,134,248	678,920,364	78,301,448
<b><u>SALES</u></b>				
Bond Sales	1,107,698,801	---	135,638,581	---
Working Capital Revolving Fund Sales	32,149,119	---	39,458,930	---
Lottery Sales	416,039,046	---	415,724,608	---
Sales	29,127,512	722,267	35,992,331	535,639
Total Sales	1,585,014,478	722,267	626,814,450	535,639
<b><u>LEASES AND RENTALS</u></b>				
Concessions and Recreational Rentals and Leases	2,557,712	806	2,317,237	---
Miscellaneous Leases and Rentals	29,935,241	4,801	30,728,479	253,614
Total Leases and Rentals	32,492,953	5,607	33,045,716	253,614

**STATE OF MISSOURI**  
**REVENUES - ALL FUNDS AND GENERAL REVENUE FUNDS**  
**FOR FISCAL YEARS 2010 AND 2009**

	Fiscal Year 2010		Fiscal Year 2009	
	All Funds	General Revenue Funds	All Funds	General Revenue Funds
<b><u>SERVICES</u></b>				
Medicaid Services	230,337,480	53,066,457	219,065,289	74,462,520
Medicare Services	10,975,222	4,308,751	16,766,843	10,199,743
Other Medical Services	7,346,691	7,331,259	9,245,712	9,223,484
Other Services	188,347	---	203,760	---
Interagency Services	199,884,812	170,013	204,802,351	488,024
Total Services	<u>448,732,552</u>	<u>64,876,480</u>	<u>450,083,955</u>	<u>94,373,771</u>
<b><u>CONTRIBUTIONS AND INTER- GOVERNMENTAL RECEIPTS</u></b>				
Federal Grants	10,761,908,871	1,491,087,794	8,713,338,247	1,440,660,987
Others	88,185,547	4,434,666	85,601,453	1,574,765
Total Contributions and Intergovernmental Receipts	<u>10,850,094,418</u>	<u>1,495,522,460</u>	<u>8,798,939,700</u>	<u>1,442,235,752</u>
<b><u>INTEREST, PENALTIES AND UNCLAIMED PROPERTIES</u></b>				
Interest	49,614,033	21,197,143	118,099,123	55,730,046
Penalties	25,627,026	384,576	22,976,184	447,859
Unclaimed Properties	75,945,647	75,953	57,116,900	54,711
Total Interest, Penalties and Unclaimed Properties	<u>151,186,706</u>	<u>21,657,672</u>	<u>198,192,207</u>	<u>56,232,616</u>
<b><u>REFUNDS</u></b>				
Medicare-Medicaid Refunds	340,610,206	17,145,205	294,632,461	15,074,151
School Refunds	13,001,073	3,399,553	6,890,403	2,642,343
Cost Reimbursements	977,526	977,526	863,183	863,183
Miscellaneous Refunds	16,188,397	1,621,746	9,166,248	984,787
Total Refunds	<u>370,777,202</u>	<u>23,144,030</u>	<u>311,552,295</u>	<u>19,564,464</u>
<b><u>MISCELLANEOUS RECEIPTS</u></b>				
Redeposit of Investment/ Loan Principal	76,731,916	758,767	47,890,155	---
Bond Account	7,513,599	7,513,599	7,110,689	7,110,689
Miscellaneous Receipts	696,193,063	119,476,529	744,184,933	135,103,379
Total Miscellaneous Receipts	<u>780,438,578</u>	<u>127,748,894</u>	<u>799,185,777</u>	<u>142,214,068</u>
<b>TOTAL REVENUES</b>	<u>\$ 25,397,618,000</u>	<u>\$ 9,927,198,608</u>	<u>\$ 22,976,353,500</u>	<u>\$ 10,498,166,905</u>

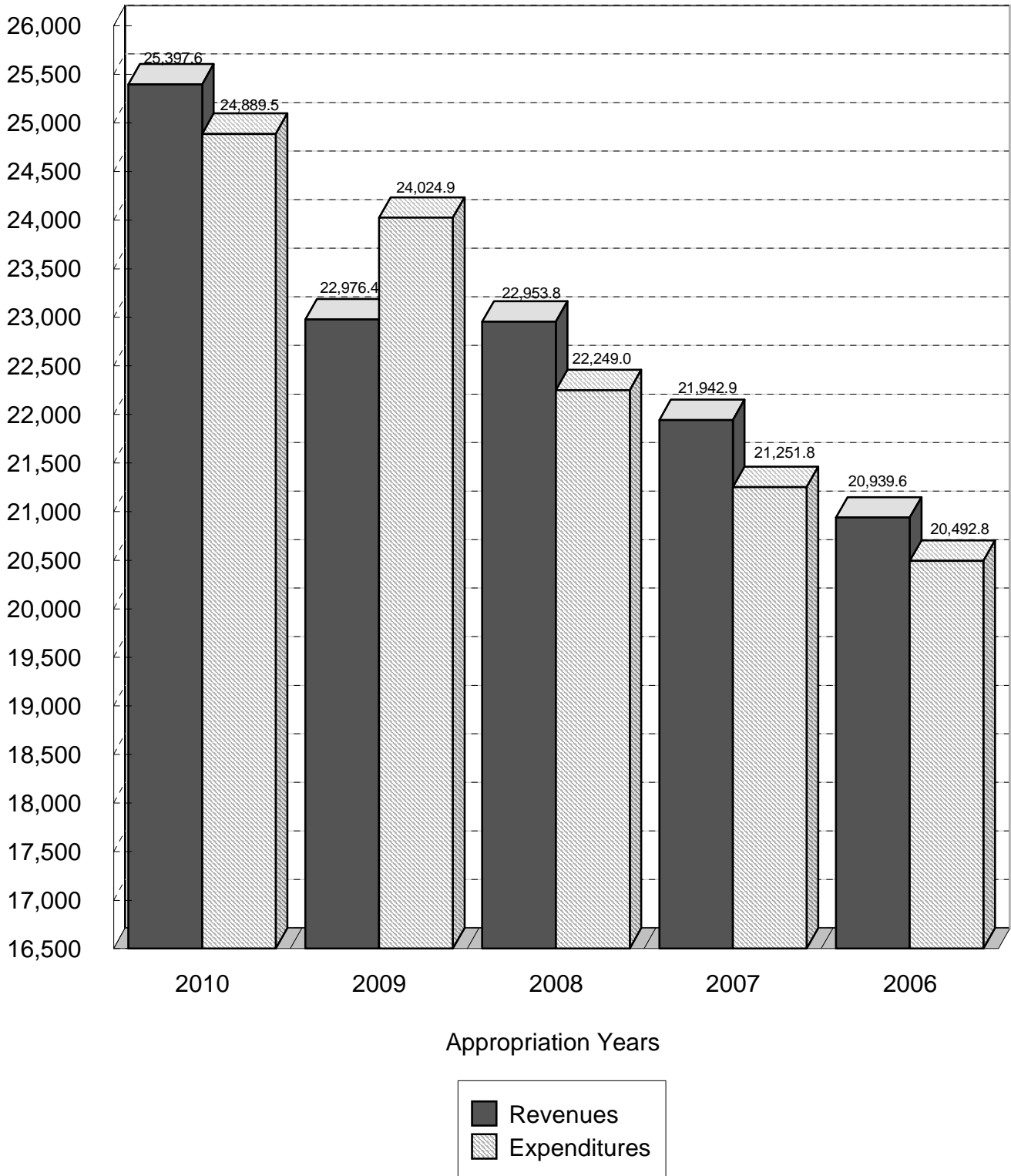
The notes are an integral part of this report.

**STATE OF MISSOURI**  
**SCHEDULE OF REVENUES, EXPENDITURES AND TRANSFERS**  
**FOR THE PAST FIVE YEARS - ALL FUNDS**

	Fiscal Year 2010	Fiscal Year 2009	Fiscal Year 2008	Fiscal Year 2007	Fiscal Year 2006
<b><u>REVENUES AND TRANSFERS IN</u></b>					
Revenues					
Taxes	\$ 10,511,717,815	\$ 11,079,619,036	\$ 11,518,848,956	\$ 11,185,886,403	\$ 10,638,366,972
Licenses, Fees and Permits	667,163,298	678,920,364	686,991,545	645,766,864	654,583,850
Sales, Services, Leases and Rentals	958,541,182	974,305,540	900,564,466	895,568,868	850,108,512
Bond Sale Proceeds	1,107,698,801	135,638,581	591,204,336	829,993,881	370,196,047
Contributions and Intergovernmental	10,850,094,418	8,798,939,700	8,039,812,788	7,332,943,218	7,277,620,521
Interest, Penalties and Unclaimed Properties	151,186,706	198,192,207	338,616,706	287,599,972	246,963,473
Refunds	370,777,202	311,552,295	280,399,521	242,515,696	428,281,832
Miscellaneous Revenues	780,438,578	799,185,777	597,318,185	522,659,048	473,441,005
Total Revenues	25,397,618,000	22,976,353,500	22,953,756,503	21,942,933,950	20,939,562,212
Total Transfers In	9,047,471,034	8,400,881,543	7,466,128,457	7,036,854,996	7,146,391,450
Total Revenues and Transfers In	<u>\$ 34,445,089,034</u>	<u>\$ 31,377,235,043</u>	<u>\$ 30,419,884,960</u>	<u>\$ 28,979,788,946</u>	<u>\$ 28,085,953,662</u>
	Appropriation Year 2010	Appropriation Year 2009	Appropriation Year 2008	Appropriation Year 2007	Appropriation Year 2006
<b><u>EXPENDITURES AND TRANSFERS OUT</u></b>					
Expenditures					
Personal Service Expense and Equipment	\$ 3,149,671,871	\$ 3,118,954,791	\$ 3,017,017,004	\$ 2,937,212,067	\$ 2,778,457,229
Capital Improvements	1,545,065,039	1,656,264,240	1,540,464,722	1,650,553,875	1,567,672,210
Program Specific	1,398,430,086	1,299,151,593	1,157,682,440	1,313,597,998	1,204,420,755
Refunds (Note 6)	17,239,375,289	16,427,546,245	15,199,153,539	14,064,085,947	13,743,238,856
Court Ordered Desegregation Payments (Note 3)	1,548,000,069	1,512,980,118	1,323,700,718	1,274,367,640	1,185,966,194
Total Expenditures	9,000,000	10,000,000	11,000,000	12,000,000	13,000,000
Total Expenditures and Transfers Out	24,889,542,354	24,024,896,987	22,249,018,423	21,251,817,527	20,492,755,244
Transfers Out	9,047,471,034	8,400,881,543	7,466,128,457	7,036,854,996	7,146,391,450
Total Expenditures and Transfers Out	33,937,013,388	32,425,778,530	29,715,146,880	28,288,672,523	27,639,146,694
Excess Revenues and Transfers In (Expenditures and Transfers Out)	<u>\$ 508,075,646</u>	<u>\$ (1,048,543,487)</u>	<u>\$ 704,738,080</u>	<u>\$ 691,116,423</u>	<u>\$ 446,806,968</u>

The notes are an integral part of this report.

STATE OF MISSOURI  
CHART OF REVENUES AND EXPENDITURES  
FOR THE PAST FIVE YEARS - ALL FUNDS  
Millions of Dollars



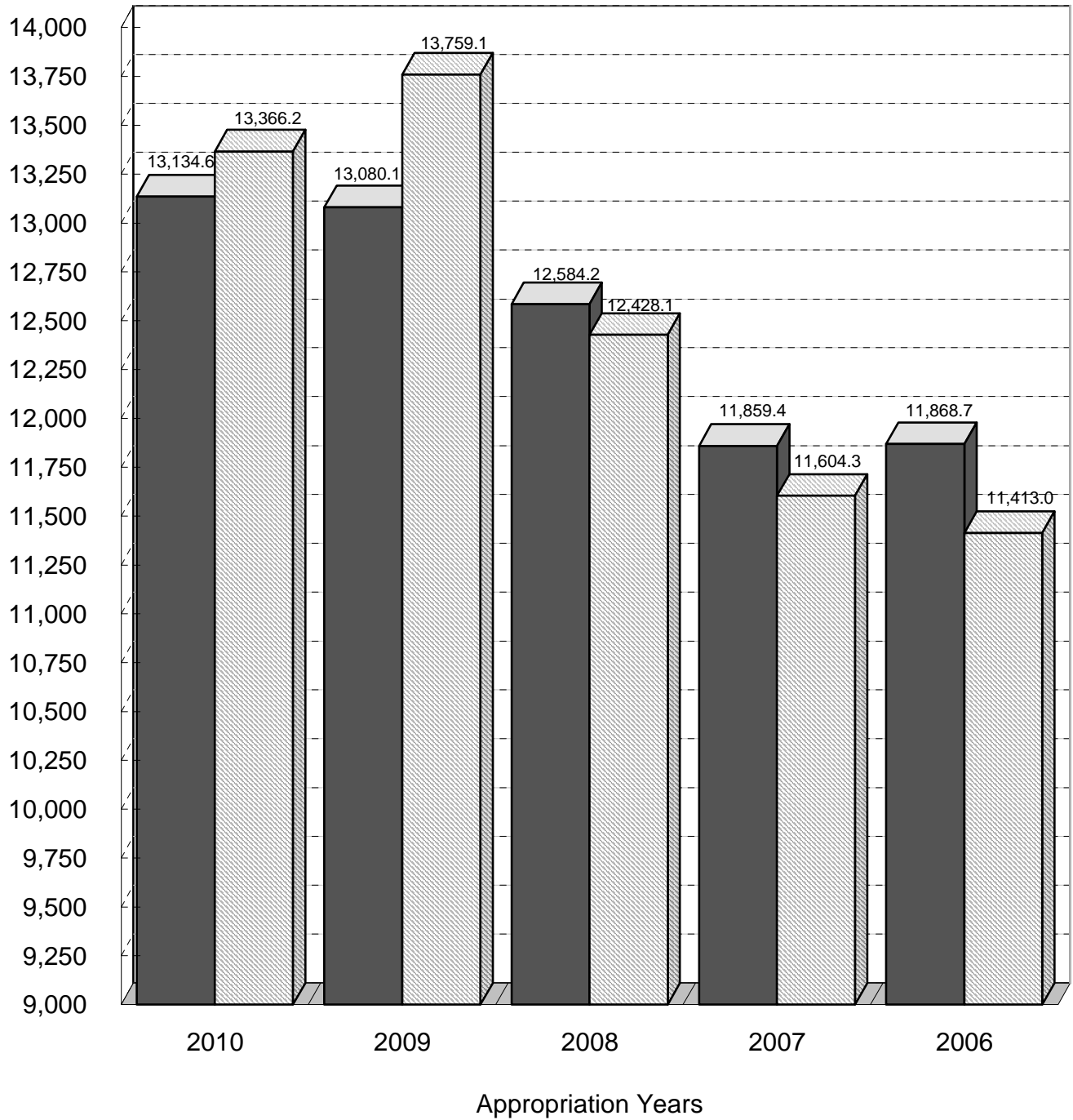
**STATE OF MISSOURI**  
**SCHEDULE OF REVENUES, EXPENDITURES AND TRANSFERS**  
**FOR THE PAST FIVE YEARS - GENERAL REVENUE FUNDS**

	Fiscal Year 2010	Fiscal Year 2009	Fiscal Year 2008	Fiscal Year 2007	Fiscal Year 2006
<b><u>REVENUES AND TRANSFERS IN</u></b>					
Revenues					
Sales and Use Tax	\$ 1,791,663,893	\$ 1,883,719,016	\$ 2,001,119,835	\$ 2,042,376,912	\$ 1,993,449,255
Individual Income Tax	5,483,967,088	5,935,098,254	6,110,173,109	5,726,544,633	5,352,025,061
Corporate Income Tax	408,935,797	434,038,279	520,977,675	553,948,422	528,841,081
County Foreign Insurance Tax	194,348,032	203,798,991	209,554,552	199,210,713	189,702,197
Liquor Taxes and Licenses	27,946,833	26,892,668	26,128,940	25,807,189	24,018,327
Beer Taxes and Licenses	8,286,676	8,849,672	8,476,533	8,430,409	8,416,377
Corporation Franchise Tax	93,155,521	94,337,368	92,508,381	77,788,371	77,827,368
Inheritance Tax	263,642	3,068,343	3,451,099	5,971,860	15,569,883
Miscellaneous Taxes	109,702,653	79,733,297	60,621,942	54,946,564	83,244,183
Interest on Deposits and Investments	21,197,143	55,730,046	104,385,425	85,337,251	53,138,146
Licenses, Fees and Permits	75,251,063	73,221,093	74,769,007	75,057,042	71,799,562
Sales, Services, Leases and Rentals	65,604,354	95,163,024	87,099,977	97,571,486	92,280,375
Refunds	23,144,030	19,564,464	16,493,200	11,067,155	17,367,068
All Other Sources	1,623,731,883	1,584,952,390	1,508,951,193	1,418,067,689	1,366,677,724
<b>Total Revenues</b>	<b>9,927,198,608</b>	<b>10,498,166,905</b>	<b>10,824,710,868</b>	<b>10,382,125,696</b>	<b>9,874,356,607</b>
<b>Total Transfers In</b>	<b>3,207,377,111</b>	<b>2,581,970,810</b>	<b>1,759,454,969</b>	<b>1,477,266,865</b>	<b>1,994,343,848</b>
<b>Total Revenues and Transfers In</b>	<b>\$ 13,134,575,719</b>	<b>\$ 13,080,137,715</b>	<b>\$ 12,584,165,837</b>	<b>\$ 11,859,392,561</b>	<b>\$ 11,868,700,455</b>
	Appropriation Year 2010	Appropriation Year 2009	Appropriation Year 2008	Appropriation Year 2007	Appropriation Year 2006
<b><u>EXPENDITURES AND TRANSFERS OUT</u></b>					
Expenditures					
Personal Service Expense and Equipment	\$ 1,057,506,102	\$ 1,151,637,819	\$ 1,101,677,595	\$ 1,054,843,187	\$ 1,012,592,156
Capital Improvements	353,865,016	427,271,547	357,141,328	536,124,782	489,066,704
Program Specific	23,372,564	50,896,844	39,010,012	39,217,372	29,291,052
Refunds (Note 6)	4,657,605,393	4,834,395,969	4,524,144,023	4,072,746,815	3,941,066,112
Court Ordered Desegregation Payments (Note 3)	1,469,256,100	1,440,854,291	1,258,397,685	1,208,797,133	1,128,904,333
	9,000,000	10,000,000	11,000,000	12,000,000	13,000,000
<b>Total Expenditures</b>	<b>7,570,605,175</b>	<b>7,915,056,470</b>	<b>7,291,370,643</b>	<b>6,923,729,289</b>	<b>6,613,920,357</b>
<b>Transfers Out</b>	<b>5,795,590,817</b>	<b>5,844,082,218</b>	<b>5,136,730,622</b>	<b>4,680,525,869</b>	<b>4,799,126,333</b>
<b>Total Expenditures and Transfers Out</b>	<b>13,366,195,992</b>	<b>13,759,138,688</b>	<b>12,428,101,265</b>	<b>11,604,255,158</b>	<b>11,413,046,690</b>
<b>Excess Revenues and Transfers In (Expenditures and Transfers Out)</b>	<b>\$ (231,620,273)</b>	<b>\$ (679,000,973)</b>	<b>\$ 156,064,572</b>	<b>\$ 255,137,403</b>	<b>\$ 455,653,765</b>

The notes are an integral part of this report.



STATE OF MISSOURI  
CHART OF REVENUES, EXPENDITURES AND TRANSFERS  
FOR THE PAST FIVE YEARS - GENERAL REVENUE FUNDS  
Millions of Dollars



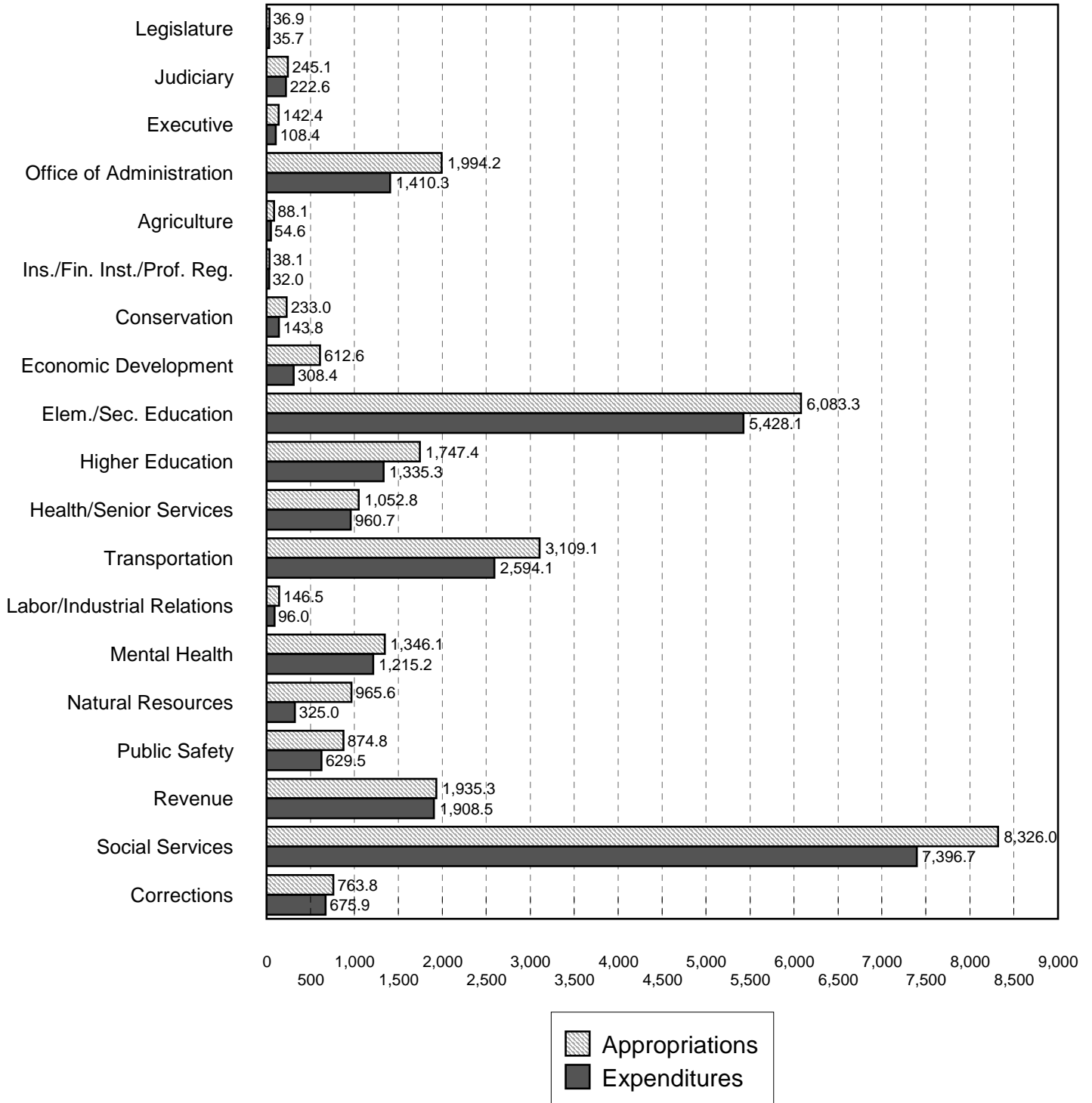
■ Revenues and Transfers  
▨ Expenditures and Transfers

**STATE OF MISSOURI**  
**SUMMARY OF APPROPRIATION ACTIVITY BY DEPARTMENT**  
**ALL FUNDS**  
**FOR THE APPROPRIATION YEAR 2010**

	Appropriations	Expenditures and Transfers Out June 30, 2010	Lapse Period Corrections and Transfers Out	Total Expenditures and Transfers Out	Biennial Rollovers and Reappropriations to 2011	Lapse of Appropriations
Legislature	\$ 36,942,954.00	\$ 35,674,793.44	\$ ---	\$ 35,674,793.44	\$ ---	\$ 1,268,160.56
Judiciary	245,087,254.00	222,559,439.09	2,637.74	222,562,076.83	1,500,109.94	21,025,067.23
Executive	142,437,516.00	108,411,382.14	---	108,411,382.14	---	34,026,133.86
Office of Administration	1,994,230,201.00	1,410,314,373.29	9,617.15	1,410,323,990.44	230,343,083.59	353,563,126.97
Agriculture	88,104,971.00	54,557,727.54	(88.39)	54,557,639.15	20,163,113.68	13,384,218.17
Insurance, Financial Institutions and Professional Registration	38,052,923.00	32,015,155.98	120.00	32,015,275.98	---	6,037,647.02
Conservation	232,966,029.00	143,807,205.85	(5,127.83)	143,802,078.02	62,629,952.18	26,533,998.80
Economic Development	612,625,028.00	308,433,839.60	(1,935.00)	308,431,904.60	111,154,254.59	193,038,868.81
Elementary and Secondary Education	6,083,306,932.00	5,428,143,263.18	477.07	5,428,143,740.25	348,597,174.92	306,566,016.83
Higher Education	1,747,386,357.00	1,335,347,600.39	---	1,335,347,600.39	320,510,285.92	91,528,470.69
Health and Senior Services	1,052,786,934.00	960,722,092.88	(177.84)	960,721,915.04	46,884,040.00	45,180,978.96
Transportation	3,109,132,923.00	2,594,101,762.48	(296,566.10)	2,593,805,196.38	6,336,276.38	508,991,450.24
Labor and Indus- trial Relations	146,519,143.00	96,030,069.50	---	96,030,069.50	4,312,702.41	46,176,371.09
Mental Health	1,346,062,481.00	1,215,206,098.34	(4,789.95)	1,215,201,308.39	45,255,187.27	85,605,985.34
Natural Resources	965,565,716.00	325,407,033.57	(449,969.63)	324,957,063.94	382,833,118.20	257,775,533.86
Public Safety	874,817,835.00	629,480,145.48	50,002.97	629,530,148.45	143,583,947.41	101,703,739.14
Revenue	1,935,341,409.00	1,908,477,617.05	(9,636.05)	1,908,467,981.00	---	26,873,428.00
Social Services	8,325,987,991.00	7,396,644,632.78	16,448.37	7,396,661,081.15	188,671,192.48	740,655,717.37
Corrections	<u>763,826,879.00</u>	<u>675,897,775.98</u>	<u>(666.75)</u>	<u>675,897,109.23</u>	<u>38,738,733.00</u>	<u>49,191,036.77</u>
Subtotals	29,741,181,476.00	24,881,232,008.56	(689,654.24)	24,880,542,354.32	1,951,513,171.97	2,909,125,949.71
Appropriated Transfers Out	10,280,076,482.00	9,047,460,187.23	10,846.55	9,047,471,033.78	637,780,054.30	594,825,393.92
Court Ordered Desegregation Payments (Note 3)	<u>9,000,000.00</u>	<u>9,000,000.00</u>	<u>---</u>	<u>9,000,000.00</u>	<u>---</u>	<u>---</u>
Totals	<u>\$ 40,030,257,958.00</u>	<u>\$ 33,937,692,195.79</u>	<u>\$ (678,807.69)</u>	<u>\$ 33,937,013,388.10</u>	<u>\$ 2,589,293,226.27</u>	<u>\$ 3,503,951,343.63</u>

The notes are an integral part of this report.

**STATE OF MISSOURI**  
**CHART OF APPROPRIATIONS AND EXPENDITURES BY DEPARTMENT**  
**ALL FUNDS**  
**FOR THE APPROPRIATION YEAR 2010**  
**Millions of Dollars**

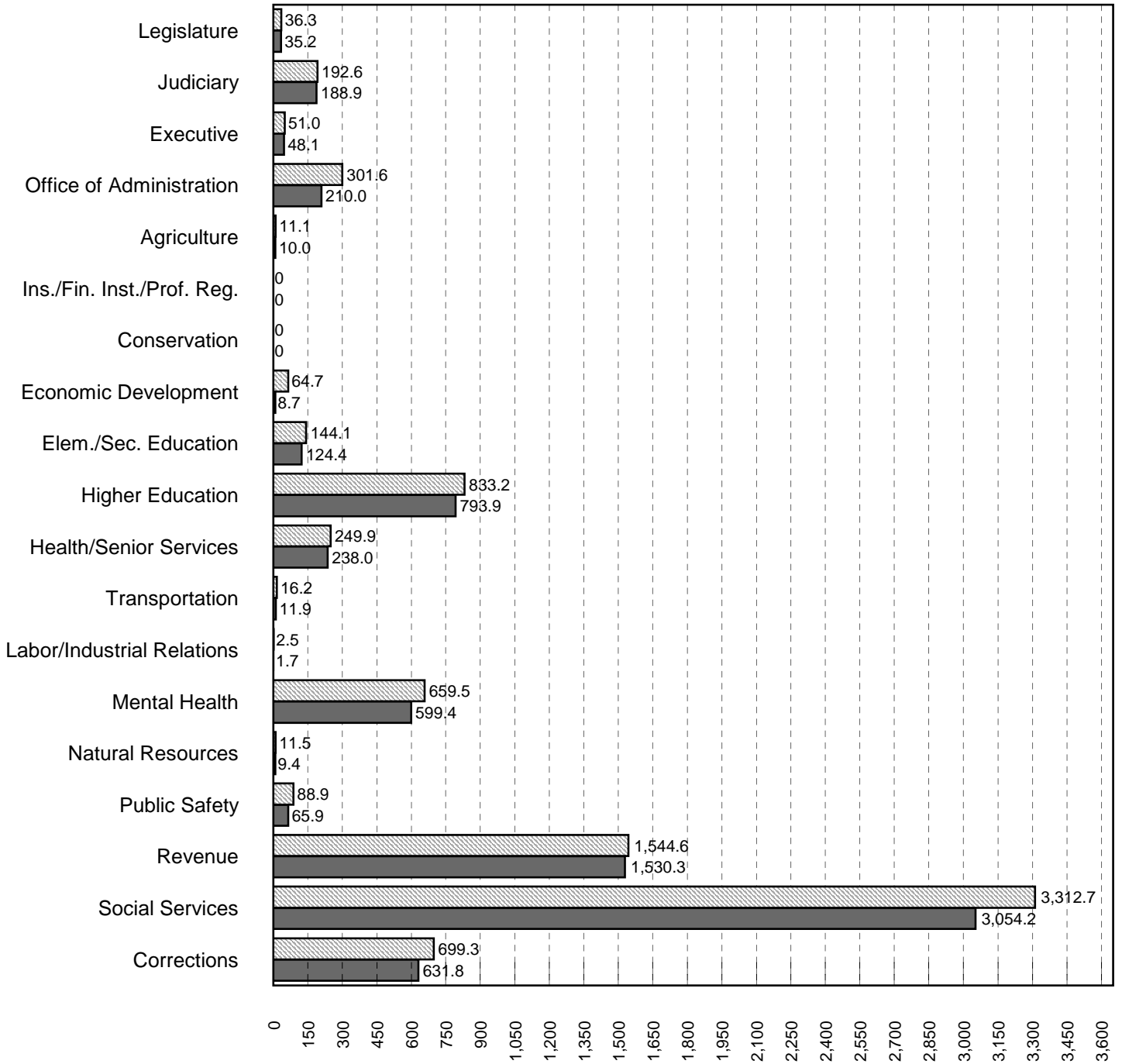


**STATE OF MISSOURI**  
**SUMMARY OF APPROPRIATION ACTIVITY BY DEPARTMENT**  
**GENERAL REVENUE FUNDS**  
**FOR THE APPROPRIATION YEAR 2010**

	Appropriations	Expenditures and Transfers Out June 30, 2010	Lapse Period Corrections and Transfers Out	Total Expenditures and Transfers Out	Biennial Rollovers and Reappropriations to 2011	Lapse of Appropriations
Legislature	\$ 36,306,102.00	\$ 35,182,446.01	\$ ---	\$ 35,182,446.01	\$ ---	\$ 1,123,655.99
Judiciary	192,646,875.00	188,863,039.30	2,637.74	188,865,677.04	---	3,781,197.96
Executive	51,023,252.00	48,088,864.86	---	48,088,864.86	---	2,934,387.14
Office of Administration	301,573,858.00	209,990,572.38	178.23	209,990,750.61	84,091,544.36	7,491,563.03
Agriculture	11,064,945.00	9,980,208.45	(1,054.13)	9,979,154.32	335,636.38	750,154.30
Insurance, Financial Institutions and Professional Registration	---	---	---	---	---	---
Conservation	---	---	---	---	---	---
Economic Development	64,668,534.00	8,677,101.47	---	8,677,101.47	52,336,946.84	3,654,485.69
Elementary and Secondary Education	144,146,414.00	124,426,287.27	---	124,426,287.27	13,088,707.67	6,631,419.06
Higher Education	833,208,138.00	793,914,303.98	---	793,914,303.98	2,239,845.00	37,053,989.02
Health and Senior Services	249,933,955.00	237,990,130.28	(175,000.00)	237,815,130.28	---	12,118,824.72
Transportation	16,205,403.00	11,882,221.62	---	11,882,221.62	2,336,275.38	1,986,906.00
Labor and Indus- trial Relations	2,482,806.00	1,701,983.93	---	1,701,983.93	572,163.00	208,659.07
Mental Health	659,490,319.00	599,416,023.06	(6,950.00)	599,409,073.06	35,213,019.28	24,868,226.66
Natural Resources	11,519,119.00	9,401,241.94	---	9,401,241.94	403,011.17	1,714,865.89
Public Safety	88,901,554.00	65,893,506.78	(701.36)	65,892,805.42	13,226,615.73	9,782,132.85
Revenue	1,544,630,053.00	1,530,353,706.67	(6,251.78)	1,530,347,454.89	---	14,282,598.11
Social Services	3,312,720,721.00	3,054,207,542.50	(1,624.82)	3,054,205,917.68	14,220,629.26	244,294,174.06
Corrections	699,267,567.00	631,825,404.95	(644.75)	631,824,760.20	36,501,818.24	30,940,988.56
Subtotals	8,219,789,615.00	7,561,794,585.45	(189,410.87)	7,561,605,174.58	254,566,212.31	403,618,228.11
Appropriated Transfers Out	6,063,075,364.00	5,795,593,896.25	(3,079.31)	5,795,590,816.94	96,503,454.00	170,981,093.06
Court Ordered Desegregation Payments (Note 3)	9,000,000.00	9,000,000.00	---	9,000,000.00	---	---
Totals	<u>\$ 14,291,864,979.00</u>	<u>\$ 13,366,388,481.70</u>	<u>\$ (192,490.18)</u>	<u>\$ 13,366,195,991.52</u>	<u>\$ 351,069,666.31</u>	<u>\$ 574,599,321.17</u>

The notes are an integral part of this report.

**STATE OF MISSOURI**  
**CHART OF APPROPRIATIONS AND EXPENDITURES BY DEPARTMENT**  
**GENERAL REVENUE FUNDS**  
**FOR THE APPROPRIATION YEAR 2010**  
**Millions of Dollars**



**STATE OF MISSOURI  
OPERATING COSTS AND FLOW THROUGH PAYMENTS BY DEPARTMENT  
ALL FUNDS  
APPROPRIATION YEAR 2010**

---

Each year State departments receive appropriations. These appropriations include expenditures to operate the department, expenditures made for the benefit of other departments and distributions to other entities such as local governments or school districts. The "operating costs" are the expenditures made from the department's appropriations which are used to provide that department's services. The "flow through payments" includes expenditures used to fund other entities' or other departments' expenses and distributions to individuals, other entities or other departments for ultimate expenditure.

An analysis of an agency's operating costs gives a better indication of its effectiveness because operating costs are directly controlled by the agency's management. Flow through payments are normally the result of statutory or grant requirements. The spending of these moneys is more directly controlled by the entity or department which receives the flow through moneys.

The schedule on the following page shows that the moneys appropriated to an agency are not totally used for operation of that agency. This schedule shows appropriated expenditures for appropriation year 2010. However, these figures do not include appropriated expenditures of \$1,526,816,075.42 for refunds for overpayment of taxes and fees or investment of State money.

Expenditures for retirement, social security, health care, deferred compensation, reimbursements to Employment Security, statewide insurance, capital improvements, and building and grounds in the amount of \$892,266,980.38 have been allocated to the various departments. Most of the funding was appropriated to the Office of Administration.

The expenditures for debt service are segregated as they represent operating expenditures of the State as a whole. These expenditures are normally administered by the Office of Administration.

The expenditures for the court ordered desegregation payments (Note 3) are segregated because they are mandated by court order. These expenditures are normally administered by the Department of Elementary and Secondary Education.

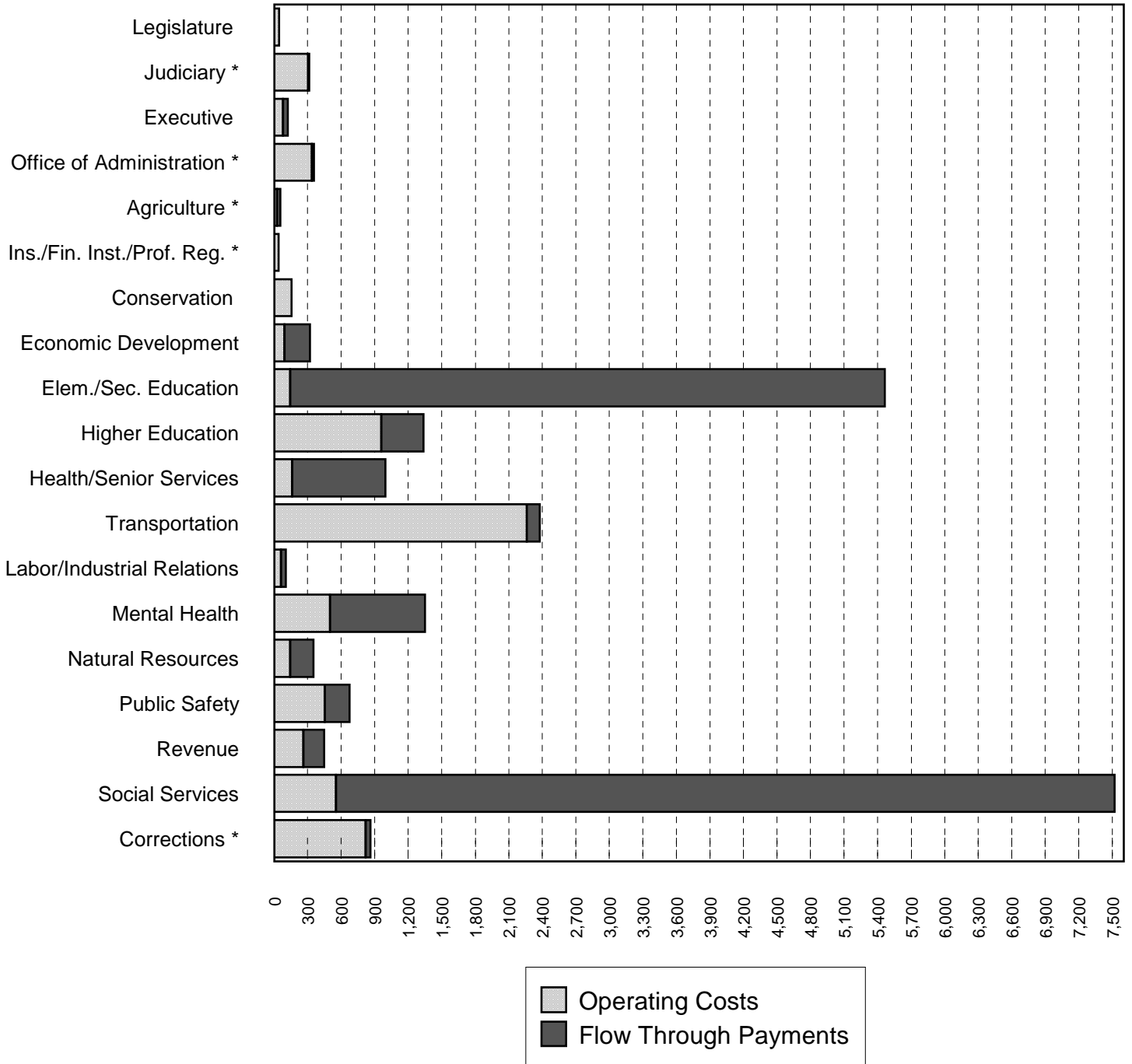
**STATE OF MISSOURI  
OPERATING COSTS AND FLOW THROUGH PAYMENTS BY DEPARTMENT  
ALL FUNDS  
APPROPRIATION YEAR 2010**

---

	Operating Costs	Flow Through Payments
Legislature	\$ 46,900,742.75	\$ ---
Judiciary	303,700,766.50	13,461,368.20
Executive	79,819,540.01	44,987,283.63
Office of Administration	339,145,763.35	19,965,622.38
Agriculture	28,245,863.42	31,768,189.71
Insurance, Financial Institutions and Professional Registration	40,609,203.20	1,156,158.00
Conservation	158,526,758.73	50,627.76
Economic Development	94,823,448.47	229,392,740.03
Elementary and Secondary Education	145,825,057.47	5,318,768,382.67
Higher Education	958,542,388.16	377,870,175.36
Health and Senior Services	162,894,406.90	833,944,430.76
Transportation (Note 7)	2,262,558,800.24	117,950,100.62
Labor and Industrial Relations (Note 7)	64,461,292.18	43,257,713.95
Mental Health	500,972,847.50	852,935,057.14
Natural Resources	146,698,487.49	208,365,999.55
Public Safety	456,030,388.99	221,982,559.80
Revenue	264,187,659.99	185,930,510.91
Social Services	555,086,133.03	6,968,767,593.84
Corrections	821,080,109.35	44,265,509.79
Debt Service (Note 7)	408,796,597.07	---
Court Ordered Desegregation Payments (Note 3)	---	9,000,000.00
	<hr/>	<hr/>
Totals	<u>\$ 7,838,906,254.80</u>	<u>\$ 15,523,820,024.10</u>

The notes are an integral part of this report.

**STATE OF MISSOURI**  
**CHART OF OPERATING COSTS AND FLOW THROUGH PAYMENTS BY DEPARTMENT**  
**ALL FUNDS**  
**FOR THE APPROPRIATION YEAR 2010**  
**Millions of Dollars**



\*Immaterial Flow Through amounts not shown on this scale.



**STATE OF MISSOURI**  
**SUMMARY OF EXPENDITURES BY MAJOR CATEGORY**  
**AND FUND GROUP AND TRANSFERS OUT BY FUND GROUP**  
**FOR THE APPROPRIATION YEAR 2010**

	Personal Service	Expense and Equipment	Capital Improvements	Program Specific (Note 6)	Appropriated Transfers Out	Court Ordered Desegregation Payments (Note 3)	Totals
General Fund							
General Revenue Funds	\$ 1,057,506,101.98	\$ 353,865,015.83	\$ 23,372,564.43	\$ 6,126,861,492.34	\$ 5,795,590,816.94	\$ 9,000,000.00	\$ 13,366,195,991.52
Federal Funds	389,978,049.73	285,264,731.08	36,745,665.76	7,239,278,048.61	1,081,380,105.70	---	9,032,646,600.88
Special Revenue Funds	350,504,360.39	186,238,446.87	19,530,668.22	4,850,175,903.31	1,803,239,238.28	---	7,209,688,617.07
Debt Service Funds	---	---	---	98,062,663.78	---	---	98,062,663.78
Capital Projects Funds	407,159,021.36	365,649,644.76	1,315,580,006.12	372,879,866.65	24,938,241.88	---	2,486,206,780.77
Permanent Funds	---	5,922.08	---	25,442.25	111.00	---	31,475.33
Enterprise Funds	49,501,321.65	182,252,835.95	2,297,041.73	19,180,254.05	281,780,237.59	---	535,011,690.97
Internal Service Funds	45,680,414.65	169,809,135.64	904,140.10	14,768,881.37	22,480,948.23	---	253,643,519.99
Agency Funds	848,833,022.03	55,638.99	---	20,929,191.08	2,150,140.60	---	871,967,992.70
Private Purpose Trust Funds	509,579.22	1,923,667.58	---	45,213,614.73	35,911,193.56	---	83,558,055.09
<b>Totals</b>	<b>\$ 3,149,671,871.01</b>	<b>\$ 1,545,065,038.78</b>	<b>\$ 1,398,430,086.36</b>	<b>\$ 18,787,375,358.17</b>	<b>\$ 9,047,471,033.78</b>	<b>\$ 9,000,000.00</b>	<b>\$ 33,937,013,388.10</b>

The notes are an integral part of this report.

**STATE OF MISSOURI**  
**SUMMARY OF EXPENDITURES BY DEPARTMENT,**  
**FUND GROUP AND MAJOR CATEGORY AND TRANSFERS OUT BY FUND GROUP**  
**FOR THE APPROPRIATION YEAR 2010**

	General Fund										Totals
	General		Special Revenue Funds	Debt Service Funds	Capital Projects Funds	Permanent Funds	Enterprise Funds	Internal Service Funds	Agency Funds	Private Purpose Trust Funds	
	Revenue Funds	Federal Funds									
Legislature											
Personal Service	\$ 26,062,471.28	\$ ---	\$ 112,696.71	\$ ---	\$ ---	\$ ---	\$ ---	\$ ---	\$ ---	\$ ---	\$ 26,175,167.99
Expense and Equipment	9,116,295.73	334,797.00	33,172.58	---	---	---	---	11,681.14	---	---	9,495,946.45
Capital Improvements	---	---	---	---	---	---	---	---	---	---	---
Program Specific (Note 6)	3,679.00	---	---	---	---	---	---	---	---	---	3,679.00
Judiciary											
Personal Service	163,192,278.39	6,848,285.80	2,267,580.71	---	---	---	---	---	---	---	172,308,144.90
Expense and Equipment	18,244,919.98	3,159,979.48	6,624,593.60	---	---	---	---	73,801.85	2,500.00	---	28,105,794.91
Capital Improvements	5,823.33	---	---	---	---	---	---	---	---	---	5,823.33
Program Specific (Note 6)	7,422,655.34	1,068,088.21	11,029,305.91	---	---	---	---	---	2,622,264.23	---	22,142,313.69
Executive											
Personal Service	27,866,838.64	3,000,210.97	6,012,182.89	---	---	---	79,611.80	22,977.85	---	509,579.22	37,491,401.37
Expense and Equipment	12,784,241.50	4,727,473.59	6,491,916.37	---	---	---	9,487.44	103,202.88	---	857,837.58	24,974,159.36
Capital Improvements	120,743.34	---	994.21	---	---	---	---	---	---	---	121,737.55
Program Specific (Note 6)	7,317,041.38	3,394,487.99	1,437,232.26	---	---	---	---	---	---	33,675,322.23	45,824,083.86
Office of Administration											
Personal Service	38,872,182.47	15,408,841.30	2,581,219.80	---	85,692.45	---	1,258,094.15	30,357,927.89	848,833,022.03	---	937,396,980.09
Expense and Equipment	34,768,741.82	43,191,699.43	4,987,255.48	---	37,234.30	---	2,220,258.85	127,609,715.90	51,317.97	---	212,866,223.75
Capital Improvements	7,793,081.80	---	---	---	---	---	149,938.61	830,458.44	---	---	8,773,478.85
Program Specific (Note 6)	128,556,744.52	12,242,445.87	3,954,896.09	98,062,663.78	698,396.29	---	371,634.84	7,327,665.72	72,860.64	---	251,287,307.75
Agriculture											
Personal Service	7,192,556.55	1,073,261.44	3,077,621.07	---	---	---	1,173,479.79	---	---	---	12,516,918.85
Expense and Equipment	2,213,729.09	940,817.88	1,617,055.24	---	---	---	3,916,199.40	---	---	---	8,687,801.61
Capital Improvements	338,736.45	---	---	---	---	---	---	---	---	---	338,736.45
Program Specific (Note 6)	234,132.23	542,090.22	32,192,687.84	---	---	---	45,271.95	---	---	---	33,014,182.24
Insurance, Financial Institutions and Professional Registration											
Personal Service	---	---	20,786,757.92	---	---	---	---	3,038,923.65	---	---	23,825,681.57
Expense and Equipment	---	---	5,963,914.27	---	---	---	---	906,051.54	---	---	6,869,965.81
Capital Improvements	---	---	7,322.23	---	---	---	---	---	---	---	7,322.23
Program Specific (Note 6)	---	996,159.15	275,443.22	---	---	---	---	40,704.00	---	---	1,312,306.37
Conservation											
Personal Service	---	---	78,782,254.08	---	---	---	---	---	---	---	78,782,254.08
Expense and Equipment	---	50,627.76	45,041,122.46	---	---	---	---	---	---	---	45,091,750.22
Capital Improvements	---	---	12,219,875.15	---	---	---	---	---	---	---	12,219,875.15
Program Specific (Note 6)	---	---	7,708,198.57	---	---	---	---	---	---	---	7,708,198.57
Economic Development											
Personal Service	2,648,168.02	19,579,547.82	12,482,855.74	---	---	---	---	400,180.44	---	---	35,110,752.02
Expense and Equipment	1,854,506.27	9,817,068.80	18,831,620.77	---	---	---	---	489,803.55	---	---	30,992,999.39
Capital Improvements	---	---	---	---	---	---	---	---	---	---	---
Program Specific (Note 6)	4,174,427.18	186,836,451.07	43,171,279.23	---	---	---	---	---	8,145,995.71	---	242,328,153.19
Elementary and Secondary Education											
Personal Service	33,194,998.38	32,627,215.15	448,732.45	---	---	---	---	---	---	---	66,270,945.98
Expense and Equipment	29,506,743.61	14,835,633.21	8,233,074.06	---	---	---	---	---	---	---	52,575,450.88
Capital Improvements	301,976.02	39,271.79	267,299.68	---	---	---	---	---	---	---	608,547.49
Program Specific (Note 6)	61,422,569.26	1,526,006,769.48	3,721,259,457.16	---	---	---	---	---	---	---	5,308,688,795.90
Higher Education											
Personal Service	720,048.61	262,424.08	2,155,767.09	---	---	---	---	---	---	---	3,138,239.78
Expense and Equipment	410,506.11	172,145.16	8,897,925.34	---	---	---	---	---	---	1,065,830.00	10,546,406.61
Capital Improvements	---	---	---	---	---	---	---	---	---	---	---
Program Specific (Note 6)	792,783,749.26	150,505,463.97	376,457,874.51	---	---	---	---	---	1,915,866.26	---	1,321,662,954.00

**STATE OF MISSOURI**  
**SUMMARY OF EXPENDITURES BY DEPARTMENT,**  
**FUND GROUP AND MAJOR CATEGORY AND TRANSFERS OUT BY FUND GROUP**  
**FOR THE APPROPRIATION YEAR 2010**

	General Fund		Special Revenue Funds	Debt Service Funds	Capital Projects Funds	Permanent Funds	Enterprise Funds	Internal Service Funds	Agency Funds	Private Purpose Trust Funds	Totals
	General Revenue Funds	Federal Funds									
Health and Senior Services											
Personal Service	24,772,596.73	42,486,978.19	3,444,753.50	---	---	---	---	---	---	---	70,704,328.42
Expense and Equipment	5,753,437.53	18,037,606.34	4,629,683.11	---	---	5,922.08	---	---	---	---	28,426,649.06
Capital Improvements	---	---	---	---	4,451.00	---	---	---	---	---	4,451.00
Program Specific (Note 6)	207,289,096.02	640,623,060.50	13,641,925.66	---	---	25,442.25	---	---	6,962.13	---	861,586,486.56
Transportation											
Personal Service	---	989,155.62	1,319,933.23	---	405,714,150.83	---	---	---	---	---	408,023,239.68
Expense and Equipment	---	2,289,043.73	233,501.40	---	364,577,188.56	---	---	---	---	---	367,099,733.69
Capital Improvements	---	---	---	---	1,312,071,979.41	---	---	---	---	---	1,312,071,979.41
Program Specific (Note 6)	11,882,221.62	103,588,240.75	35,562,325.29	---	355,577,455.94	---	---	---	---	---	506,610,243.60
Labor and Industrial Relations											
Personal Service	1,485,461.98	24,486,071.51	8,279,761.75	---	---	---	---	---	---	---	34,251,295.24
Expense and Equipment	216,521.95	12,221,259.42	2,120,512.12	---	---	---	---	---	---	---	14,558,293.49
Capital Improvements	---	---	539,378.49	---	---	---	---	---	---	---	539,378.49
Program Specific (Note 6)	---	1,376,830.94	42,214,333.49	---	---	---	---	---	3,089,937.85	---	46,681,102.28
Mental Health											
Personal Service	219,987,760.59	47,644,925.26	698,879.74	---	---	---	---	234,064.71	---	---	268,565,630.30
Expense and Equipment	53,313,561.41	8,063,340.80	618,992.87	---	---	---	---	270,811.66	---	---	62,266,706.74
Capital Improvements	5,671,077.54	356,897.80	60,387.55	---	---	---	---	---	---	---	6,088,362.89
Program Specific (Note 6)	320,436,673.52	525,357,762.74	25,241,704.93	---	---	---	---	7,231,036.33	13,430.94	---	878,280,608.46
Natural Resources											
Personal Service	5,844,657.98	15,371,100.51	36,203,961.52	---	---	---	2,481,170.01	4,306,883.39	---	---	64,207,773.41
Expense and Equipment	3,177,097.32	9,218,615.75	9,444,558.55	---	---	---	7,061,250.85	2,234,882.89	---	---	31,136,405.36
Capital Improvements	4,320.00	210,548.48	2,658,153.82	---	---	---	1,943,454.01	---	---	---	4,816,476.31
Program Specific (Note 6)	375,166.64	36,696,901.95	156,666,561.33	---	15,604,014.42	---	15,341,059.70	112,704.82	---	---	224,796,408.86
Public Safety											
Personal Service	42,676,761.24	16,929,664.11	158,397,967.61	---	1,359,178.08	---	37,358,462.27	---	---	---	256,722,033.31
Expense and Equipment	16,016,769.78	31,590,355.35	52,266,436.89	---	1,035,221.90	---	12,234,502.22	29,367.84	1,821.02	---	113,174,475.00
Capital Improvements	2,328,792.79	36,099,520.44	3,777,257.09	---	3,503,575.71	---	71,295.64	---	---	---	45,780,441.67
Program Specific (Note 6)	4,870,481.61	192,868,235.32	11,598,951.33	---	1,000,000.00	---	3,421,190.21	---	94,340.00	---	213,853,198.47
Revenue											
Personal Service	31,365,726.81	121,335.06	7,823,658.07	---	---	---	7,150,503.63	---	---	---	46,461,223.57
Expense and Equipment	13,514,550.63	3,299,108.77	5,335,908.72	---	---	---	156,811,137.19	---	---	---	178,960,705.31
Capital Improvements	---	---	---	---	---	---	132,353.47	---	---	---	132,353.47
Program Specific (Note 6)	1,485,467,177.45	2,488,611.71	194,562,511.91	---	---	---	1,097.35	---	394,300.23	---	1,682,913,698.65
Social Services											
Personal Service	89,449,854.33	161,398,210.46	5,627,776.51	---	---	---	---	---	---	---	256,475,841.30
Expense and Equipment	42,293,349.82	121,476,779.99	4,848,370.46	---	---	---	---	5,447,744.27	---	---	174,066,244.54
Capital Improvements	432,592.09	37,876.31	---	---	---	---	---	---	---	---	470,468.40
Program Specific (Note 6)	2,922,030,121.44	3,854,400,789.13	173,106,090.75	---	---	---	---	---	4,573,233.09	11,538,292.50	6,965,648,526.91
Corrections											
Personal Service	342,173,739.98	1,750,822.45	---	---	---	---	---	7,319,456.72	---	---	351,244,019.15
Expense and Equipment	110,680,043.28	1,838,378.62	18,832.58	---	---	---	---	32,632,072.12	---	---	145,169,326.60
Capital Improvements	6,375,421.07	1,550.94	---	---	---	---	---	73,681.66	---	---	6,450,653.67
Program Specific (Note 6)	172,595,555.87	285,659.61	95,123.83	---	---	---	---	56,770.50	---	---	173,033,109.81
Transfers Out											
Appropriated	5,795,590,816.94	1,081,380,105.70	1,803,239,238.28	---	24,938,241.88	111.00	281,780,237.59	22,480,948.23	2,150,140.60	35,911,193.56	9,047,471,033.78
Court Ordered Desegregation Payments (Note 3)	9,000,000.00	---	---	---	---	---	---	---	---	---	9,000,000.00
<b>Totals</b>	<b>\$ 13,366,195,991.52</b>	<b>\$ 9,032,646,600.88</b>	<b>\$ 7,209,688,617.07</b>	<b>\$ 98,062,663.78</b>	<b>\$ 2,486,206,780.77</b>	<b>\$ 31,475.33</b>	<b>\$ 535,011,690.97</b>	<b>\$ 253,643,519.99</b>	<b>\$ 871,967,992.70</b>	<b>\$ 83,558,055.09</b>	<b>\$ 33,937,013,388.10</b>

The notes are an integral part of this report.

**STATE OF MISSOURI**  
**SUMMARY OF APPROPRIATIONS BY FUND GROUP**  
**FOR THE APPROPRIATION YEAR 2010**

	<u>Appropriations</u>	<u>Expenditures and Appropriated Transfers Out</u>	<u>Biennial Rollovers and Reappropriations to 2011</u>	<u>Lapse of Appropriations</u>
General Fund:				
General Revenue Funds	\$ 14,291,864,979.00	\$ 13,366,195,991.52	\$ 351,069,666.31	\$ 574,599,321.17
Federal Funds	12,356,674,862.00	9,032,646,600.88	1,850,924,380.32	1,473,103,880.80
Special Revenue Funds	8,394,243,212.00	7,209,688,617.07	348,787,560.94	835,767,033.99
Debt Service Funds	98,062,669.00	98,062,663.78	---	5.22
Capital Projects Funds	2,952,205,494.00	2,486,206,780.77	16,728,795.21	449,269,918.02
Permanent Funds	35,276.00	31,475.33	---	3,800.67
Enterprise Funds	589,462,997.00	535,011,690.97	19,146,615.59	35,304,690.44
Internal Service Funds	306,081,710.00	253,643,519.99	1,076,097.90	51,362,092.11
Agency Funds	954,061,252.00	871,967,992.70	1,560,110.00	80,533,149.30
Private Purpose Trust Funds	<u>87,565,507.00</u>	<u>83,558,055.09</u>	<u>---</u>	<u>4,007,451.91</u>
Totals	<u>\$ 40,030,257,958.00</u>	<u>\$ 33,937,013,388.10</u>	<u>\$ 2,589,293,226.27</u>	<u>\$ 3,503,951,343.63</u>

The notes are an integral part of this report.

**STATE OF MISSOURI**  
**SUMMARY OF APPROPRIATIONS BY FUND AND DEPARTMENT**  
**GENERAL REVENUE FUNDS**  
**FOR THE APPROPRIATION YEAR 2010**

	Appropriations	Expenditures and Appropriated Transfers Out	Biennial Rollovers and Reappropriations to 2011	Lapse of Appropriations
<b><u>General Revenue - 0101</u></b>				
Legislature	\$ 36,306,102.00	\$ 35,182,446.01	\$ ---	\$ 1,123,655.99
Judiciary	192,646,875.00	188,865,677.04	---	3,781,197.96
Executive	47,588,164.00	45,382,141.96	---	2,206,022.04
Office of Administration	197,004,847.00	184,238,429.88	5,705,209.45	7,061,207.67
Agriculture	10,929,402.00	9,937,169.39	242,078.31	750,154.30
Economic Development	8,174,424.00	6,728,783.47	395,731.84	1,049,908.69
Elementary and Secondary Education	132,014,762.00	124,149,397.94	1,233,945.00	6,631,419.06
Higher Education	833,208,138.00	793,914,303.98	2,239,845.00	37,053,989.02
Health and Senior Services	249,933,955.00	237,815,130.28	---	12,118,824.72
Transportation	16,205,403.00	11,882,221.62	2,336,275.38	1,986,906.00
Labor and Industrial Relations	1,910,642.00	1,701,983.93	---	208,658.07
Mental Health	618,470,425.00	593,116,840.14	2,010,842.20	23,342,742.66
Natural Resources	10,520,492.00	9,364,412.55	---	1,156,079.45
Public Safety	76,591,163.00	64,576,348.55	2,232,681.60	9,782,132.85
Revenue	1,540,448,589.00	1,526,969,978.40	---	13,478,610.60
Social Services	1,548,325,253.00	1,395,020,554.68	9,567,570.68	143,737,127.64
Corrections	657,030,535.00	625,383,665.00	705,881.44	30,940,988.56
<b><u>Uncompensated Care - 0108</u></b>				
Social Services	91,700,001.00	91,700,001.00	---	---
<b><u>Facilities Maintenance Reserve - 0124</u></b>				
Office of Administration	92,797,804.00	13,981,444.60	78,386,334.91	430,024.49
Agriculture	135,543.00	41,984.93	93,558.07	---
Economic Development	1,941,215.00	---	1,941,215.00	---
Elementary and Secondary Education	12,131,652.00	276,889.33	11,854,762.67	---
Labor and Industrial Relations	572,163.00	---	572,163.00	---
Mental Health	39,494,410.00	6,292,232.92	33,202,177.08	---
Natural Resources	412,157.00	9,145.83	403,011.17	---
Public Safety	12,310,391.00	1,316,456.87	10,993,934.13	---
Revenue	1,557,251.00	1,557,251.00	---	---
Social Services	4,951,135.00	298,076.42	4,653,058.58	---
Corrections	42,237,032.00	6,441,095.20	35,795,936.80	---
<b><u>State Property Preservation - 0128</u></b>				
Office of Administration	1.00	---	---	1.00
<b><u>Intergovernmental Transfer - 0139</u></b>				
Social Services	84,450,000.00	83,775,968.00	---	674,032.00
<b><u>Federal Reimbursement</u></b>				
<b><u>Allowance - 0142</u></b>				
Social Services	1,203,234,493.00	1,130,287,293.44	---	72,947,199.56
<b><u>Pharmacy Reimbursement</u></b>				
<b><u>Allowance - 0144</u></b>				
Social Services	108,022,161.00	107,062,225.13	---	959,935.87
<b><u>MO HealthNet Managed Care</u></b>				
<b><u>Organization Reimbursement</u></b>				
<b><u>Allowance - 0160</u></b>				
Social Services	14,746,261.00	14,742,959.65	---	3,301.35

**STATE OF MISSOURI  
SUMMARY OF APPROPRIATIONS BY FUND AND DEPARTMENT  
GENERAL REVENUE FUNDS  
FOR THE APPROPRIATION YEAR 2010**

	<u>Appropriations</u>	<u>Expenditures and Appropriated Transfers Out</u>	<u>Biennial Rollovers and Reappropriations to 2011</u>	<u>Lapse of Appropriations</u>
<b><u>State Treasurer's General</u></b>				
<b><u>Operations - 0164</u></b>				
Executive	2,038,856.00	1,959,038.60	---	79,817.40
Office of Administration	10,185.00	10,183.36	---	1.64
<b><u>Child Support Enforcement</u></b>				
<b><u>Collections - 0169</u></b>				
Office of Administration	1,766,586.00	1,766,511.76	---	74.24
Revenue	2,624,213.00	1,820,225.49	---	803,987.51
Social Services	11,469,362.00	9,783,112.52	---	1,686,249.48
<b><u>Missouri Technology</u></b>				
<b><u>Investment - 0172</u></b>				
Economic Development	4,302,895.00	1,698,318.00	---	2,604,577.00
<b><u>Missouri Water Development - 0174</u></b>				
Natural Resources	444,871.00	27,380.56	---	417,490.44
<b><u>Missouri Humanities Council</u></b>				
<b><u>Trust - 0177</u></b>				
Economic Development	250,000.00	250,000.00	---	---
<b><u>Nursing Facility Federal</u></b>				
<b><u>Reimbursement Allowance - 0196</u></b>				
Social Services	245,822,055.00	221,535,726.84	---	24,286,328.16
<b><u>Post Closure - 0198</u></b>				
Natural Resources	141,599.00	303.00	---	141,296.00
<b><u>Attorney General's Court</u></b>				
<b><u>Costs - 0603</u></b>				
Executive	187,000.00	90,672.10	---	96,327.90
<b><u>Attorney General's Anti-Trust - 0666</u></b>				
Executive	624,232.00	72,100.08	---	552,131.92
<b><u>State Elections Subsidy - 0686</u></b>				
Executive	585,000.00	584,912.12	---	87.88
<b><u>State Legal Expense - 0692</u></b>				
Office of Administration	9,994,435.00	9,994,181.01	---	253.99
<b><u>Home &amp; Community-Based</u></b>				
<b><u>Developmental Disability - 0933</u></b>				
Mental Health	1,525,484.00	---	---	1,525,484.00
<b><u>Line of Duty - 0939</u></b>				
Labor and Industrial Relations	1.00	---	---	1.00

**STATE OF MISSOURI  
SUMMARY OF APPROPRIATIONS BY FUND AND DEPARTMENT  
GENERAL REVENUE FUNDS  
FOR THE APPROPRIATION YEAR 2010**

---

	<u>Appropriations</u>	<u>Expenditures and Appropriated Transfers Out</u>	<u>Biennial Rollovers and Reappropriations to 2011</u>	<u>Lapse of Appropriations</u>
<b><u>Mo Job Creation and Fed Match - 0966</u></b>				
Economic Development	50,000,000.00	---	50,000,000.00	---
Subtotals	8,219,789,615.00	7,561,605,174.58	254,566,212.31	403,618,228.11
<b>Appropriated Transfers Out</b>	6,063,075,364.00	5,795,590,816.94	96,503,454.00	170,981,093.06
<b>Court Ordered Desegregation Payments</b>	9,000,000.00	9,000,000.00	---	---
Totals	<u>\$ 14,291,864,979.00</u>	<u>\$ 13,366,195,991.52</u>	<u>\$ 351,069,666.31</u>	<u>\$ 574,599,321.17</u>

**STATE OF MISSOURI  
SUMMARY OF APPROPRIATIONS BY FUND AND DEPARTMENT  
FEDERAL FUNDS  
FOR THE APPROPRIATION YEAR 2010**

	Appropriations	Expenditures and Appropriated Transfers Out	Biennial Rollovers and Reappropriations to 2011	Lapse of Appropriations
<b><u>Vocational Rehabilitation - 0104</u></b>				
Office of Administration	\$ 544,841.00	\$ 203,125.14	\$ ---	\$ 341,715.86
Elementary and Secondary Education	91,173,818.00	77,388,892.95	---	13,784,925.05
<b><u>Elementary and Secondary Education - 0105</u></b>				
Office of Administration	551,815.00	268,279.97	---	283,535.03
Elementary and Secondary Education	958,674,314.00	811,573,814.73	---	147,100,499.27
<b><u>Office of the State Public Defender - 0112</u></b>				
Judiciary	125,000.00	---	---	125,000.00
<b><u>Pharmacy Rebates - 0114</u></b>				
Social Services	113,580,527.00	101,839,243.62	---	11,741,283.38
<b><u>State Auditor - 0115</u></b>				
Executive	512,393.00	476,759.38	---	35,633.62
Office of Administration	481.00	---	---	481.00
<b><u>Higher Education - 0116</u></b>				
Higher Education	5,190,003.00	2,755,373.21	---	2,434,629.79
<b><u>Commission on Human Rights - 0117</u></b>				
Office of Administration	465.00	464.64	---	0.36
Labor and Industrial Relations	1,097,922.00	913,439.88	---	184,482.12
<b><u>Community Development Block Grant (Pass-through) - 0118</u></b>				
Economic Development	38,200,000.00	38,184,556.81	---	15,443.19
<b><u>Third Party Liability Collections - 0120</u></b>				
Judiciary	380,563.00	300,157.20	---	80,405.80
Office of Administration	4,943.00	1,623.11	---	3,319.89
Social Services	22,742,374.00	22,529,186.89	---	213,187.11
<b><u>Juvenile Accountability Incentive - 0121</u></b>				
Public Safety	1,087,335.00	737,023.08	---	350,311.92
<b><u>Labor and Industrial Relations Administration - 0122</u></b>				
Office of Administration	4,117,717.00	3,761,019.38	---	356,697.62
Labor and Industrial Relations	4,608,020.00	3,354,625.73	---	1,253,394.27
<b><u>Community Development Block Grant (Administration) - 0123</u></b>				
Office of Administration	411.00	409.50	---	1.50
Economic Development	1,394,786.00	735,152.63	---	659,633.37
<b><u>Multimodal Operations - 0126</u></b>				
Transportation	141,345,276.00	72,309,940.41	---	69,035,335.59



**STATE OF MISSOURI**  
**SUMMARY OF APPROPRIATIONS BY FUND AND DEPARTMENT**  
**FEDERAL FUNDS**  
**FOR THE APPROPRIATION YEAR 2010**

	Appropriations	Expenditures and Appropriated Transfers Out	Biennial Rollovers and Reappropriations to 2011	Lapse of Appropriations
<b><u>Economic Development - 0129</u></b>				
Economic Development	35,004,117.00	4,117.00	---	35,000,000.00
<b><u>Corrections - 0130</u></b>				
Office of Administration	4,243.00	4,239.48	1.00	2.52
Corrections	6,841,995.00	3,180,892.55	---	3,661,102.45
<b><u>Revenue - 0132</u></b>				
Revenue	6,832,751.00	3,330,443.83	---	3,502,307.17
<b><u>Agriculture - 0133</u></b>				
Agriculture	3,722,229.00	2,428,103.11	---	1,294,125.89
<b><u>Office of Administration - 0135</u></b>				
Office of Administration	8,447,306.00	8,370,549.90	27,731.00	49,025.10
<b><u>Attorney General - 0136</u></b>				
Executive	5,321,891.00	2,552,340.64	---	2,769,550.36
Office of Administration	6,169.00	6,168.00	---	1.00
<b><u>Supreme Court - 0137</u></b>				
Judiciary	10,445,738.00	3,740,048.26	---	6,705,689.74
Office of Administration	8,031.00	8,029.49	---	1.51
<b><u>Missouri Council on the Arts - 0138</u></b>				
Economic Development	728,201.00	644,854.52	---	83,346.48
<b><u>Natural Resources - 0140</u></b>				
Office of Administration	23,183.00	23,181.37	---	1.63
Natural Resources	58,901,874.00	32,312,179.49	2,049,606.70	24,540,087.81
<b><u>Management Information Systems - 0141</u></b>				
Economic Development	1.00	---	---	1.00
<b><u>Health - 0143</u></b>				
Office of Administration	97,829.00	97,827.01	---	1.99
Health and Senior Services	699,838,859.00	676,031,329.44	13,398,812.00	10,408,717.56
<b><u>State Emergency Management - 0145</u></b>				
Office of Administration	7,470.00	7,468.47	---	1.53
Public Safety	76,597,896.00	49,190,057.23	---	27,407,838.77
<b><u>Mental Health Intergovernmental Transfer - 0147</u></b>				
Mental Health	8,000,100.00	4,699,321.00	---	3,300,779.00
<b><u>Mental Health - 0148</u></b>				
Office of Administration	151,811.00	151,810.82	---	0.18
Mental Health	614,791,147.00	569,097,754.44	---	45,693,392.56

**STATE OF MISSOURI  
SUMMARY OF APPROPRIATIONS BY FUND AND DEPARTMENT  
FEDERAL FUNDS  
FOR THE APPROPRIATION YEAR 2010**

	Appropriations	Expenditures and Appropriated Transfers Out	Biennial Rollovers and Reappropriations to 2011	Lapse of Appropriations
<b><u>Highway Safety - 0149</u></b>				
Transportation	30,578,614.00	19,797,645.39	---	10,780,968.61
<b><u>Secretary of State Records - 0150</u></b>				
Executive	15,000.00	4,814.58	---	10,185.42
<b><u>National Endowment for Human Services American Treasury Grant - 0151</u></b>				
Executive	241,949.00	---	---	241,949.00
Office of Administration	796.00	---	---	796.00
<b><u>Public Safety - 0152</u></b>				
Office of Administration	8,768.00	2,589.95	---	6,178.05
Public Safety	37,972,727.00	25,242,519.41	---	12,730,207.59
<b><u>Job Development and Training - 0155</u></b>				
Office of Administration	47,335.00	29,461.07	---	17,873.93
Economic Development	144,611,166.00	118,332,800.75	---	26,278,365.25
<b><u>Election Admin Improvement - 0157</u></b>				
Executive	17,074,158.00	3,928,161.06	---	13,145,996.94
<b><u>Election Improvement Revolving Loan - 0158</u></b>				
Executive	396,185.00	125,657.62	---	270,527.38
<b><u>Title XIX - 0163</u></b>				
Social Services	3,408,387,983.00	3,039,562,526.84	91,385.00	368,734,071.16
<b><u>Information Technology - 0165</u></b>				
Office of Administration	67,685,139.00	46,779,599.46	---	20,905,539.54
<b><u>Secretary of State - 0166</u></b>				
Executive	200,000.00	13,462.68	---	186,537.32
<b><u>Family Services Donations - 0167</u></b>				
Social Services	133,994.00	9,585.43	---	124,408.57
<b><u>DHSS Disaster - 0178</u></b>				
Health and Senior Services	1.00	---	---	1.00
<b><u>Missouri Veterans Commission - 0184</u></b>				
Public Safety	6,398,734.00	4,350,621.55	2,048,112.45	---
<b><u>MCSAP - Transportation - 0185</u></b>				
Transportation	2,000,000.00	1,258,855.30	---	741,144.70
<b><u>Labor Standards - 0186</u></b>				
Office of Administration	340.00	---	---	340.00
Labor and Industrial Relations	1,506,637.00	792,009.63	---	714,627.37
<b><u>Assistive Technology - 0188</u></b>				
Elementary and Secondary Education	837,440.00	315,017.68	---	522,422.32

**STATE OF MISSOURI  
SUMMARY OF APPROPRIATIONS BY FUND AND DEPARTMENT  
FEDERAL FUNDS  
FOR THE APPROPRIATION YEAR 2010**

	Appropriations	Expenditures and Appropriated Transfers Out	Biennial Rollovers and Reappropriations to 2011	Lapse of Appropriations
<b><u>Federal and Other - 0189</u></b>				
Social Services	53,000.00	11,641.61	---	41,358.39
<b><u>Adjutant General - 0190</u></b>				
Office of Administration	56,659.00	35,853.40	---	20,805.60
Public Safety	125,938,875.00	47,789,906.46	72,491,901.23	5,657,067.31
<b><u>Crime Victims - 0191</u></b>				
Public Safety	3,162,671.00	2,967,496.27	---	195,174.73
<b><u>Insurance - 0192</u></b>				
Insurance, Financial Institutions and Professional Registration	996,160.00	996,159.15	---	0.85
<b><u>Federal Drug Seizure - 0194</u></b>				
Public Safety	1,564,350.00	1,452,392.28	---	111,957.72
<b><u>Secretary of State - 0195</u></b>				
Executive	4,276,639.00	3,055,971.98	---	1,220,667.02
Office of Administration	6,250.00	---	---	6,250.00
<b><u>Community Service Commission - 0197</u></b>				
Economic Development	3,281,725.00	3,063,575.16	---	218,149.84
<b><u>Temporary Assistance for Needy Families - 0199</u></b>				
Office of Administration	69,460.00	69,458.45	---	1.55
Social Services	155,671,114.00	154,376,166.76	---	1,294,947.24
<b><u>Social Services - 0610</u></b>				
Office of Administration	379,423.00	376,191.15	---	3,231.85
Social Services	734,157,723.00	671,619,242.56	363,247.90	62,175,232.54
<b><u>Missouri Disaster - 0663</u></b>				
Public Safety	128,370,000.00	127,934,894.18	---	435,105.82
<b><u>Abandoned Mine Reclamation - 0697</u></b>				
Natural Resources	180.00	---	---	180.00
<b><u>Justice Assistance Grant Program - 0782</u></b>				
Office of Administration	1,493.00	1,491.00	---	2.00
Public Safety	6,368,153.00	3,233,524.67	---	3,134,628.33
<b><u>Unemployment Compensation Administration - 0948</u></b>				
Office of Administration	928,334.00	519,431.81	---	408,902.19
Labor and Industrial Relations	43,207,751.00	31,361,015.88	---	11,846,735.12

**STATE OF MISSOURI**  
**SUMMARY OF APPROPRIATIONS BY FUND AND DEPARTMENT**  
**FEDERAL FUNDS**  
**FOR THE APPROPRIATION YEAR 2010**

	Appropriations	Expenditures and Appropriated Transfers Out	Biennial Rollovers and Reappropriations to 2011	Lapse of Appropriations
<b><u>Federal Budget Stabilization - Medicaid Reimbursement - 2000</u></b>				
Legislature	344,597.00	334,797.00	---	9,800.00
Judiciary	8,550,274.00	7,036,148.03	1,500,109.94	14,016.03
Executive	1,100,000.00	965,004.61	---	134,995.39
Office of Administration	95,612,829.00	7,897,249.56	87,415,272.13	300,307.31
Agriculture	15,000.00	14,007.10	---	992.90
Economic Development	12,537,050.00	359,329.75	12,172,903.75	4,816.50
Elementary and Secondary Education	7,313,422.00	6,573,089.30	740,332.70	---
Higher Education	111,188,520.00	13,975,992.00	96,978,687.00	233,841.00
Health and Senior Services	29,974,596.00	21,762,032.08	7,909,073.00	303,490.92
Transportation	17,500,000.00	13,499,999.00	4,000,001.00	---
Mental Health	17,504,488.00	7,625,851.16	8,942,167.99	936,468.85
Natural Resources	5,647,300.00	---	5,647,300.00	---
Public Safety	2,174,272.00	1,854,526.45	---	319,745.55
Revenue	2,661,865.00	2,578,611.71	---	83,253.29
Social Services	127,146,917.00	97,989,259.01	17,407,859.32	11,749,798.67
Corrections	1,030,641.00	695,519.07	---	335,121.93
<b><u>Federal Budget Stabilization - Education 18% - 2018</u></b>				
Office of Administration	42,654,730.00	1,785,923.47	7,631,625.00	33,237,181.53
Elementary and Secondary Education	59,217,000.00	54,073,927.18	---	5,143,072.82
Higher Education	33,572,812.00	32,565,627.00	---	1,007,185.00
<b><u>Federal Budget Stabilization - Education 82% - 2082</u></b>				
Elementary and Secondary Education	459,413,871.00	428,393,178.00	---	31,020,693.00
Higher Education	104,786,639.00	101,643,041.00	---	3,143,598.00
<b><u>Federal Stimulus - Judiciary - 2204</u></b>				
Judiciary	6,792,469.00	---	---	6,792,469.00
<b><u>Federal Stimulus - Office of Administration - 2236</u></b>				
Office of Administration	219,033,132.00	441,541.00	49,711,591.00	168,880,000.00
<b><u>Federal Stimulus - Agriculture - 2240</u></b>				
Agriculture	10,550,000.00	114,059.33	10,337,477.00	98,463.67
<b><u>Federal Stimulus - Conservation - 2248</u></b>				
Conservation	18,550,000.00	50,627.76	7,399,372.00	11,100,000.24
<b><u>Federal Stimulus - Economic Development - 2252</u></b>				
Economic Development	178,844,576.00	54,908,681.07	46,644,404.00	77,291,490.93
<b><u>Federal Stimulus - Elementary and Secondary Education - 2256</u></b>				
Elementary and Secondary Education	522,150,386.00	195,190,969.79	321,959,413.00	5,000,003.21

**STATE OF MISSOURI  
SUMMARY OF APPROPRIATIONS BY FUND AND DEPARTMENT  
FEDERAL FUNDS  
FOR THE APPROPRIATION YEAR 2010**

	<u>Appropriations</u>	<u>Expenditures and Appropriated Transfers Out</u>	<u>Biennial Rollovers and Reappropriations to 2011</u>	<u>Lapse of Appropriations</u>
<b><u>Federal Stimulus - Higher Education - 2260</u></b>				
Higher Education	99,000,000.00	---	84,000,000.00	15,000,000.00
<b><u>Federal Stimulus - Health and Senior Services - 2264</u></b>				
Health and Senior Services	47,435,785.00	3,354,283.51	25,576,155.00	18,505,346.49
<b><u>Federal Stimulus - Labor and Industrial Relations - 2272</u></b>				
Labor and Industrial Relations	3,054,739.00	1,663,070.75	1,292,949.00	98,719.25
<b><u>Federal Stimulus - Mental Health - 2276</u></b>				
Mental Health	3,000,000.00	---	1,100,000.00	1,900,000.00
<b><u>Federal Stimulus - Natural Resources - 2280</u></b>				
Natural Resources	257,798,578.00	29,184,987.20	228,612,780.00	810.80
<b><u>Federal Stimulus - Public Safety - 2284</u></b>				
Public Safety	15,336,000.00	3,459,705.54	11,594,538.00	281,756.46
<b><u>Federal Stimulus - Public Safety Justice Assistance Grant - 2285</u></b>				
Public Safety	27,921,231.00	8,423,505.01	19,497,724.00	1.99
<b><u>Federal Stimulus - Public Safety Missouri Veterans Commission - 2286</u></b>				
Public Safety	4,151,683.00	229,425.00	3,922,258.00	---
<b><u>Federal Stimulus - Public Safety National Guard - 2287</u></b>				
Public Safety	649,763.00	622,178.09	27,584.91	---
<b><u>Federal Stimulus - Social Services - 2292</u></b>				
Social Services	205,964,977.00	49,376,803.17	156,588,071.00	102.83
<b><u>Federal Stimulus - Corrections - 2296</u></b>				
Corrections	1,767,334.00	---	1,767,334.00	---
Subtotals	10,609,640,247.00	7,951,266,495.18	1,310,847,780.02	1,347,525,971.80
<b>Appropriated Transfers Out</b>	<u>1,747,034,615.00</u>	<u>1,081,380,105.70</u>	<u>540,076,600.30</u>	<u>125,577,909.00</u>
Totals	<u>\$ 12,356,674,862.00</u>	<u>\$ 9,032,646,600.88</u>	<u>\$ 1,850,924,380.32</u>	<u>\$ 1,473,103,880.80</u>

**STATE OF MISSOURI  
SUMMARY OF APPROPRIATIONS BY FUND AND DEPARTMENT  
SPECIAL REVENUE FUNDS  
FOR THE APPROPRIATION YEAR 2010**

	<u>Appropriations</u>	<u>Expenditures and Appropriated Transfers Out</u>	<u>Biennial Rollovers and Reappropriations to 2011</u>	<u>Lapse of Appropriations</u>
<b><u>Marguerite Ross Barnett Scholarship - 0131</u></b>				
Higher Education	\$ 428,540.00	\$ 427,591.74	\$ ---	\$ 948.26
<b><u>Utilecare Stabilization - 0134</u></b>				
Natural Resources	100.00	---	---	100.00
<b><u>Health Care Technology - 0170</u></b>				
Office of Administration	1,257,307.00	264,918.54	---	992,388.46
Mental Health	100.00	---	---	100.00
Social Services	8,296,733.00	1,180,399.88	---	7,116,333.12
<b><u>Motorcycle Safety Trust - 0246</u></b>				
Transportation	425,000.00	423,678.68	---	1,321.32
<b><u>School District Bonds - 0248</u></b>				
Elementary and Secondary Education	392,000.00	392,000.00	---	---
<b><u>Compulsive Gamblers - 0249</u></b>				
Mental Health	501,872.00	406,585.50	---	95,286.50
Public Safety	141,905.00	91,844.83	---	50,060.17
<b><u>Missouri Crime Prevention Information and Programming - 0253</u></b>				
Public Safety	50,000.00	2,975.02	---	47,024.98
<b><u>Missouri Housing Trust - 0254</u></b>				
Economic Development	4,450,000.00	3,653,903.11	---	796,096.89
<b><u>Treasurer's Information - 0255</u></b>				
Executive	8,000.00	956.01	---	7,043.99
<b><u>Elevator Safety - 0257</u></b>				
Office of Administration	9,215.00	8,950.13	---	264.87
Public Safety	395,512.00	353,743.35	---	41,768.65
<b><u>Lender of Last Resort Revolving - 0259</u></b>				
Higher Education	1.00	---	---	1.00
<b><u>Missouri Arts Council Trust - 0262</u></b>				
Office of Administration	27,612.00	4,156.95	---	23,455.05
Economic Development	9,073,135.00	8,367,976.38	---	705,158.62
<b><u>Missouri Commission for the Deaf Board of Certification of Interpreters - 0264</u></b>				
Office of Administration	8,000.00	222.52	---	7,777.48
Elementary and Secondary Education	117,000.00	115,604.71	---	1,395.29
<b><u>Secretary of State's Technology Trust Fund Account - 0266</u></b>				
Executive	6,414,671.00	2,343,252.67	---	4,071,418.33

**STATE OF MISSOURI  
SUMMARY OF APPROPRIATIONS BY FUND AND DEPARTMENT  
SPECIAL REVENUE FUNDS  
FOR THE APPROPRIATION YEAR 2010**

	<u>Appropriations</u>	<u>Expenditures and Appropriated Transfers Out</u>	<u>Biennial Rollovers and Reappropriations to 2011</u>	<u>Lapse of Appropriations</u>
<b><u>Missouri Air Emission Reduction - 0267</u></b>				
Office of Administration	141.00	---	---	141.00
Natural Resources	2,115,276.00	1,469,252.74	---	646,023.26
<b><u>Missouri National Guard Training Site - 0269</u></b>				
Public Safety	327,522.00	327,099.51	---	422.49
<b><u>Statewide Court Automation - 0270</u></b>				
Judiciary	5,046,202.00	4,946,316.07	---	99,885.93
<b><u>Nursing Facility Quality of Care - 0271</u></b>				
Office of Administration	522,859.00	362,876.16	---	159,982.84
Health and Senior Services	2,559,588.00	1,957,625.10	---	601,962.90
Social Services	166,214.00	162,725.65	---	3,488.35
<b><u>Tourism Supplemental Revenue - 0274</u></b>				
Office of Administration	59,508.00	10,939.66	---	48,568.34
Economic Development	24,285,039.00	16,887,828.94	---	7,397,210.06
<b><u>Health Initiatives - 0275</u></b>				
Office of Administration	16,911.00	11,657.25	---	5,253.75
Health and Senior Services	5,413,806.00	5,412,317.18	---	1,488.82
Mental Health	6,452,794.00	6,258,919.26	---	193,874.74
Revenue	84,087.00	74,144.61	---	9,942.39
Social Services	20,609,052.00	19,968,112.13	---	640,939.87
<b><u>Health Access Incentive - 0276</u></b>				
Office of Administration	13,700.00	12,534.63	---	1,165.37
Health and Senior Services	3,224,149.00	3,200,352.63	---	23,796.37
<b><u>School Building Revolving - 0279</u></b>				
Revenue	8,029.00	8,028.70	---	0.30
<b><u>Business Extension Service Team - 0280</u></b>				
Economic Development	1,000,000.00	---	---	1,000,000.00
<b><u>Peace Officers Standards and Training Commission - 0281</u></b>				
Public Safety	1,400,000.00	1,382,599.26	---	17,400.74
<b><u>Independent Living Center - 0284</u></b>				
Elementary and Secondary Education	390,556.00	351,403.21	---	39,152.79
<b><u>Gaming Proceeds for Education - 0285</u></b>				
Revenue	5,000.00	---	---	5,000.00
<b><u>Gaming Commission - 0286</u></b>				
Executive	145,226.00	144,774.29	---	451.71
Office of Administration	4,940.00	4,939.00	---	1.00
Public Safety	23,436,449.00	19,562,792.31	---	3,873,656.69
Revenue	5,000.00	---	---	5,000.00
Social Services	500,000.00	462,173.94	---	37,826.06

**STATE OF MISSOURI  
SUMMARY OF APPROPRIATIONS BY FUND AND DEPARTMENT  
SPECIAL REVENUE FUNDS  
FOR THE APPROPRIATION YEAR 2010**

	<u>Appropriations</u>	<u>Expenditures and Appropriated Transfers Out</u>	<u>Biennial Rollovers and Reappropriations to 2011</u>	<u>Lapse of Appropriations</u>
<b><u>Outstanding Schools Trust - 0287</u></b>				
Elementary and Secondary Education	518,600,000.00	518,600,000.00	---	---
<b><u>Mental Health Earnings - 0288</u></b>				
Mental Health	5,557,266.00	5,330,646.44	---	226,619.56
<b><u>Bingo Proceeds for Education - 0289</u></b>				
Elementary and Secondary Education	1,747,930.00	1,747,929.84	0.16	---
Higher Education	471,382.00	217,639.00	253,743.00	---
Public Safety	5,000.00	---	---	5,000.00
<b><u>Highway - Grade Crossing Safety Account - 0290</u></b>				
Transportation	3,543,857.00	797,887.95	---	2,745,969.05
<b><u>Lottery Proceeds - 0291</u></b>				
Office of Administration	113,480.00	109,412.60	---	4,067.40
Elementary and Secondary Education	183,867,562.00	167,220,532.60	12,808,721.39	3,838,308.01
Higher Education	85,109,824.00	81,904,333.27	880,282.73	2,325,208.00
<b><u>Animal Health Laboratory Fee - 0292</u></b>				
Office of Administration	11,326.00	7,693.25	---	3,632.75
Agriculture	687,265.00	328,803.50	---	358,461.50
<b><u>Mammography - 0293</u></b>				
Office of Administration	4,640.00	4,455.59	---	184.41
Health and Senior Services	100,847.00	68,896.11	---	31,950.89
<b><u>Missouri Small Business Development Centers - 0294</u></b>				
Economic Development	500,000.00	352,500.00	---	147,500.00
<b><u>Animal Care Reserve - 0295</u></b>				
Office of Administration	16,874.00	14,012.31	---	2,861.69
Agriculture	508,763.00	277,589.06	---	231,173.94
<b><u>Aging - Elderly Home Delivered Meals Trust - 0296</u></b>				
Office of Administration	10,970.00	10,970.00	---	---
Health and Senior Services	100,000.00	78,625.00	---	21,375.00
Revenue	12,582.00	11,788.21	---	793.79
<b><u>Highway Patrol Inspection - 0297</u></b>				
Public Safety	90,000.00	76,237.00	---	13,763.00
<b><u>Missouri Public Health Services - 0298</u></b>				
Office of Administration	874,230.00	241,893.03	---	632,336.97
Health and Senior Services	5,994,461.00	4,171,527.47	---	1,822,933.53
<b><u>Livestock Brands - 0299</u></b>				
Office of Administration	3,242.00	929.08	---	2,312.92
Agriculture	38,151.00	17,905.12	---	20,245.88
<b><u>Missouri State Water Patrol - 0400</u></b>				
Public Safety	3,039,878.00	1,703,214.20	735,756.10	600,907.70



**STATE OF MISSOURI  
SUMMARY OF APPROPRIATIONS BY FUND AND DEPARTMENT  
SPECIAL REVENUE FUNDS  
FOR THE APPROPRIATION YEAR 2010**

	<u>Appropriations</u>	<u>Expenditures and Appropriated Transfers Out</u>	<u>Biennial Rollovers and Reappropriations to 2011</u>	<u>Lapse of Appropriations</u>
<b><u>Commodity Council</u></b>				
<b><u>Merchandising - 0406</u></b>				
Office of Administration	3,611.00	2,896.04	---	714.96
Agriculture	110,212.00	43,444.31	---	66,767.69
<b><u>Quality Improvement</u></b>				
<b><u>Revolving - 0537</u></b>				
Higher Education	200,000.00	58,394.37	---	141,605.63
<b><u>Statutory Revision - 0546</u></b>				
Legislature	207,255.00	145,869.29	---	61,385.71
<b><u>Credit Unions - 0548</u></b>				
Office of Administration	6,634.00	1,516.04	---	5,117.96
Insurance, Financial Institutions and Professional Registration	1,278,218.00	973,055.14	---	305,162.86
<b><u>Finance - 0550</u></b>				
Office of Administration	158,703.00	126,791.30	---	31,911.70
Insurance, Financial Institutions and Professional Registration	7,443,331.00	6,850,428.67	---	592,902.33
<b><u>Insurance Examiners - 0552</u></b>				
Office of Administration	164,949.00	74,270.32	---	90,678.68
Insurance, Financial Institutions and Professional Registration	4,232,351.00	3,713,305.19	---	519,045.81
<b><u>Natural Resources Protection - 0555</u></b>				
Natural Resources	3,675,204.00	2,351,640.49	941,172.29	382,391.22
<b><u>Deaf Relay Service - 0559</u></b>				
Office of Administration	13,000.00	201.76	---	12,798.24
Economic Development	2,500,000.00	2,106,084.77	---	393,915.23
Elementary and Secondary Education	1,892,817.00	1,355,284.57	---	537,532.43
<b><u>Endowed Care Cemetery Audit - 0562</u></b>				
Health and Senior Services	1,911.00	1,908.43	---	2.57
<b><u>Missouri Community College Job Training Program - 0563</u></b>				
Economic Development	16,000,000.00	3,228,600.59	---	12,771,399.41
<b><u>Professional and Practical Nursing Student Loan and Nurse Loan Repayment - 0565</u></b>				
Office of Administration	7,690.00	6,850.01	---	839.99
Health and Senior Services	604,178.00	584,998.75	---	19,179.25
<b><u>Insurance Dedicated - 0566</u></b>				
Office of Administration	987,965.00	740,045.16	---	247,919.84
Insurance, Financial Institutions and Professional Registration	9,690,724.00	7,613,670.17	---	2,077,053.83

**STATE OF MISSOURI  
SUMMARY OF APPROPRIATIONS BY FUND AND DEPARTMENT  
SPECIAL REVENUE FUNDS  
FOR THE APPROPRIATION YEAR 2010**

	<u>Appropriations</u>	<u>Expenditures and Appropriated Transfers Out</u>	<u>Biennial Rollovers and Reappropriations to 2011</u>	<u>Lapse of Appropriations</u>
<b><u>International Trade Show</u></b>				
<b><u>Revolving - 0567</u></b>				
Office of Administration	2,762.00	---	---	2,762.00
Economic Development	72,238.00	2,317.29	---	69,920.71
<b><u>Natural Resources Protection - Water Pollution Permit Fee</u></b>				
<b><u>Subaccount - 0568</u></b>				
Executive	50,766.00	50,765.12	---	0.88
Office of Administration	9,485.00	3,236.55	---	6,248.45
Natural Resources	5,611,119.00	4,844,820.66	---	766,298.34
<b><u>Solid Waste Management - Scrap Tire Subaccount - 0569</u></b>				
Natural Resources	2,083,112.00	1,687,641.32	---	395,470.68
Revenue	15,000.00	672.85	---	14,327.15
<b><u>Solid Waste Management - 0570</u></b>				
Executive	41,827.00	41,827.00	---	---
Office of Administration	5,761.00	5,760.00	---	1.00
Natural Resources	17,572,788.00	9,873,461.47	---	7,699,326.53
<b><u>Missouri Qualified Fuel Ethanol Producer Incentive - 0571</u></b>				
Agriculture	22,856,383.00	13,366,382.70	9,490,000.30	---
<b><u>Aquaculture Marketing Development - 0573</u></b>				
Agriculture	21,433.00	11,423.18	---	10,009.82
<b><u>Metallic Minerals Waste Management - 0575</u></b>				
Natural Resources	68,934.00	44,367.00	---	24,567.00
<b><u>Local Records Preservation - 0577</u></b>				
Executive	1,984,803.00	808,366.50	---	1,176,436.50
<b><u>Spinal Cord Injury - 0578</u></b>				
Higher Education	400,000.00	---	---	400,000.00
<b><u>Veterans' Trust - 0579</u></b>				
Public Safety	77,301.00	53,789.15	---	23,511.85
<b><u>Livestock Sales and Markets Fees - 0581</u></b>				
Office of Administration	652.00	457.04	---	194.96
Agriculture	32,565.00	1,200.27	---	31,364.73
<b><u>Manufactured Housing - 0582</u></b>				
Economic Development	520,521.00	330,986.59	---	189,534.41

**STATE OF MISSOURI  
SUMMARY OF APPROPRIATIONS BY FUND AND DEPARTMENT  
SPECIAL REVENUE FUNDS  
FOR THE APPROPRIATION YEAR 2010**

	<u>Appropriations</u>	<u>Expenditures and Appropriated Transfers Out</u>	<u>Biennial Rollovers and Reappropriations to 2011</u>	<u>Lapse of Appropriations</u>
<b><u>Natural Resources Protection -</u></b>				
<b><u>Air Pollution Asbestos Fee</u></b>				
<b><u>Subaccount - 0584</u></b>				
Office of Administration	40.00	---	---	40.00
Natural Resources	271,268.00	114,705.28	---	156,562.72
<b><u>Underground Storage Tank</u></b>				
<b><u>Regulation Program - 0586</u></b>				
Office of Administration	160.00	160.00	---	---
Natural Resources	99,404.00	69,998.11	---	29,405.89
<b><u>Chemical Emergency</u></b>				
<b><u>Preparedness - 0587</u></b>				
Office of Administration	15,969.00	11,317.53	---	4,651.47
Public Safety	992,682.00	771,573.48	---	221,108.52
<b><u>Motor Vehicle Commission - 0588</u></b>				
Executive	49,549.00	49,468.97	---	80.03
Office of Administration	60,101.00	58,262.47	---	1,838.53
Revenue	1,160,065.00	773,404.43	---	386,660.57
<b><u>Health Spa Regulatory - 0589</u></b>				
Executive	5,000.00	5,000.00	---	---
<b><u>Missouri CASA - 0590</u></b>				
Judiciary	100,000.00	81,149.44	---	18,850.56
<b><u>State Forensic Laboratory - 0591</u></b>				
Public Safety	610,130.00	602,511.92	---	7,618.08
<b><u>Services to Victims - 0592</u></b>				
Public Safety	5,003,098.00	3,867,866.14	---	1,135,231.86
<b><u>Natural Resources Protection -</u></b>				
<b><u>Air Pollution Permit Fee</u></b>				
<b><u>Subaccount - 0594</u></b>				
Executive	41,302.00	41,302.00	---	---
Office of Administration	1,593.00	---	---	1,593.00
Natural Resources	6,746,285.00	5,179,109.33	---	1,567,175.67
<b><u>Missouri Main Street Program - 0596</u></b>				
Economic Development	45,590.00	43,322.00	---	2,268.00
<b><u>Missouri Job Development - 0600</u></b>				
Office of Administration	7,000.00	1,461.78	---	5,538.22
Economic Development	13,947,235.00	13,314,468.13	---	632,766.87
<b><u>Children's Service Commission - 0601</u></b>				
Elementary and Secondary Education	10,000.00	---	---	10,000.00
<b><u>Water and Wastewater Loan</u></b>				
<b><u>Revolving - 0602</u></b>				
Natural Resources	171,025,155.00	53,011,335.36	---	118,013,819.64

**STATE OF MISSOURI  
SUMMARY OF APPROPRIATIONS BY FUND AND DEPARTMENT  
SPECIAL REVENUE FUNDS  
FOR THE APPROPRIATION YEAR 2010**

	Appropriations	Expenditures and Appropriated Transfers Out	Biennial Rollovers and Reappropriations to 2011	Lapse of Appropriations
<b><u>Missouri Breeders - 0605</u></b>				
Public Safety	5,000.00	5,000.00	---	---
<b><u>Public Service Commission - 0607</u></b>				
Office of Administration	11,620.00	4,894.16	---	6,725.84
Economic Development	13,864,488.00	12,400,186.15	---	1,464,301.85
<b><u>Conservation Commission - 0609</u></b>				
Executive	45,651.00	45,646.27	---	4.73
Office of Administration	1,449,652.00	1,073,125.57	114,365.00	262,161.43
Conservation	214,416,029.00	143,751,450.26	55,230,580.18	15,433,998.56
Revenue	557,159.00	544,257.46	---	12,901.54
<b><u>Parks Sales Tax - 0613</u></b>				
Executive	21,496.00	21,495.83	---	0.17
Office of Administration	256,675.00	256,673.51	---	1.49
Natural Resources	40,178,920.00	23,438,463.80	11,058,512.41	5,681,943.79
<b><u>Soil and Water Sales Tax - 0614</u></b>				
Executive	35,192.00	35,191.91	---	0.09
Office of Administration	7,619.00	5,760.00	---	1,859.00
Natural Resources	44,912,614.00	36,925,374.47	---	7,987,239.53
<b><u>Apple Merchandising - 0615</u></b>				
Agriculture	1.00	---	---	1.00
<b><u>State School Money - 0616</u></b>				
Office of Administration	38,460.00	---	---	38,460.00
Elementary and Secondary Education	1,923,496,487.00	1,915,479,816.97	---	8,016,670.03
Revenue	25,000.00	---	---	25,000.00
<b><u>Handicapped Children's Trust - 0618</u></b>				
Elementary and Secondary Education	120,000.00	92,773.89	---	27,226.11
<b><u>Social Services Educational Improvement - 0620</u></b>				
Office of Administration	42,319.00	16,076.16	---	26,242.84
Social Services	5,856,392.00	5,817,933.24	---	38,458.76
<b><u>Blind Pension - 0621</u></b>				
Office of Administration	30,165.00	30,163.12	---	1.88
Revenue	4,470.00	4,468.93	---	1.07
Social Services	32,000,610.00	30,619,498.58	---	1,381,111.42
<b><u>Tort Victims' Compensation - 0622</u></b>				
Labor and Industrial Relations	2,505,000.00	2,450,135.74	---	54,864.26
<b><u>State Seminary Money - 0623</u></b>				
Higher Education	250,000.00	85,383.50	---	164,616.50
<b><u>Livestock Dealer Law Enforcement and Administration - 0624</u></b>				
Office of Administration	245.00	---	---	245.00
Agriculture	12,250.00	---	---	12,250.00

**STATE OF MISSOURI  
SUMMARY OF APPROPRIATIONS BY FUND AND DEPARTMENT  
SPECIAL REVENUE FUNDS  
FOR THE APPROPRIATION YEAR 2010**

	<u>Appropriations</u>	<u>Expenditures and Appropriated Transfers Out</u>	<u>Biennial Rollovers and Reappropriations to 2011</u>	<u>Lapse of Appropriations</u>
<b><u>Healthy Families Trust Fund - 0625</u></b>				
Office of Administration	168.00	---	---	168.00
Higher Education	437,640.00	379,288.00	---	58,352.00
Mental Health	2,225,600.00	2,225,500.00	---	100.00
Public Safety	144,760.00	143,606.22	---	1,153.78
Social Services	64,779,494.00	52,975,451.00	---	11,804,043.00
<b><u>Board of Accountancy - 0627</u></b>				
Insurance, Financial Institutions and Professional Registration	459,600.00	431,899.84	---	27,700.16
<b><u>Board of Podiatric Medicine - 0629</u></b>				
Insurance, Financial Institutions and Professional Registration	20,669.00	7,657.62	---	13,011.38
<b><u>Board of Chiropractic Examiners - 0630</u></b>				
Insurance, Financial Institutions and Professional Registration	149,567.00	93,400.06	---	56,166.94
<b><u>Merchandising Practices Revolving - 0631</u></b>				
Executive	2,566,533.00	1,590,833.09	---	975,699.91
<b><u>Board of Embalmers and Funeral Directors - 0633</u></b>				
Insurance, Financial Institutions and Professional Registration	145,393.00	103,546.37	---	41,846.63
<b><u>Board of Registration for Healing Arts - 0634</u></b>				
Insurance, Financial Institutions and Professional Registration	2,506,569.00	2,206,156.36	---	300,412.64
<b><u>Board of Nursing - 0635</u></b>				
Office of Administration	1,722.00	---	---	1,722.00
Insurance, Financial Institutions and Professional Registration	1,793,234.00	1,510,827.77	---	282,406.23
<b><u>Board of Optometry - 0636</u></b>				
Insurance, Financial Institutions and Professional Registration	42,043.00	12,656.51	---	29,386.49
<b><u>Board of Pharmacy - 0637</u></b>				
Insurance, Financial Institutions and Professional Registration	1,618,016.00	1,173,112.34	---	444,903.66
<b><u>Missouri Real Estate Commission - 0638</u></b>				
Office of Administration	7,863.00	159.30	---	7,703.70
Insurance, Financial Institutions and Professional Registration	1,214,991.00	906,137.00	---	308,854.00

**STATE OF MISSOURI**  
**SUMMARY OF APPROPRIATIONS BY FUND AND DEPARTMENT**  
**SPECIAL REVENUE FUNDS**  
**FOR THE APPROPRIATION YEAR 2010**

	<u>Appropriations</u>	<u>Expenditures and Appropriated Transfers Out</u>	<u>Biennial Rollovers and Reappropriations to 2011</u>	<u>Lapse of Appropriations</u>
<b><u>Veterinary Medical Board - 0639</u></b>				
Insurance, Financial Institutions and Professional Registration	109,579.00	82,694.98	---	26,884.02
<b><u>Highway Department - 0644</u></b>				
Office of Administration	3,826,632.00	3,581,019.58	---	245,612.42
Transportation	30,200,000.00	23,064,394.47	---	7,135,605.53
Public Safety	193,095,849.00	170,724,358.12	3,093,092.81	19,278,398.07
Revenue	25,321,837.00	23,614,977.47	---	1,706,859.53
<b><u>Milk Inspection Fees - 0645</u></b>				
Office of Administration	6,444.00	3,722.07	---	2,721.93
Agriculture	1,463,999.00	1,086,560.90	---	377,438.10
<b><u>Health Document Services - 0646</u></b>				
Office of Administration	108,356.00	57,472.56	---	50,883.44
Health and Senior Services	741,935.00	283,667.43	---	458,267.57
<b><u>Grain Inspection Fees - 0647</u></b>				
Office of Administration	63,402.00	52,343.55	---	11,058.45
Agriculture	1,891,027.00	1,466,411.65	---	424,615.35
<b><u>Petition Audit Revolving Trust - 0648</u></b>				
Executive	844,350.00	746,897.83	---	97,452.17
<b><u>Water and Wastewater Loan - 0649</u></b>				
Natural Resources	198,028,392.00	57,969,638.60	114,974,139.00	25,084,614.40
<b><u>Tourism Marketing - 0650</u></b>				
Economic Development	15,000.00	15,000.00	---	---
<b><u>Excellence In Education - 0651</u></b>				
Office of Administration	20,000.00	12,101.60	---	7,898.40
Elementary and Secondary Education	2,667,270.00	1,382,664.14	---	1,284,605.86
<b><u>Workers' Compensation - 0652</u></b>				
Executive	583,102.00	443,714.47	---	139,387.53
Office of Administration	5,641,275.00	386,753.70	---	5,254,521.30
Labor and Industrial Relations	10,726,875.00	9,924,600.43	200,000.00	602,274.57
Revenue	505,236.00	505,235.80	---	0.20
<b><u>Workers' Compensation - Second Injury - 0653</u></b>				
Executive	3,187,052.00	3,106,482.34	---	80,569.66
Office of Administration	5,004.00	4,977.00	---	27.00
Labor and Industrial Relations	66,824,927.00	39,652,148.39	---	27,172,778.61
<b><u>Environmental Radiation Monitoring - 0656</u></b>				
Natural Resources	250.00	250.00	---	---
<b><u>Health - Donated - 0658</u></b>				
Office of Administration	155,474.00	75,963.07	---	79,510.93
Health and Senior Services	3,106,935.00	2,859,699.87	---	247,235.13

**STATE OF MISSOURI  
SUMMARY OF APPROPRIATIONS BY FUND AND DEPARTMENT  
SPECIAL REVENUE FUNDS  
FOR THE APPROPRIATION YEAR 2010**

	<u>Appropriations</u>	<u>Expenditures and Appropriated Transfers Out</u>	<u>Biennial Rollovers and Reappropriations to 2011</u>	<u>Lapse of Appropriations</u>
<b><u>Railroad Expense - 0659</u></b>				
Transportation	894,261.00	588,100.14	---	306,160.86
<b><u>Groundwater Protection - 0660</u></b>				
Office of Administration	38.00	37.45	---	0.55
Natural Resources	586,359.00	499,474.27	---	86,884.73
<b><u>State Contracted Manufacturing Dairy Plant Inspection and Grading Fee - 0661</u></b>				
Agriculture	8,000.00	---	---	8,000.00
<b><u>Petroleum Inspection - 0662</u></b>				
Office of Administration	131,538.00	92,725.17	---	38,812.83
Agriculture	2,365,620.00	1,809,605.68	---	556,014.32
Revenue	35,497.00	29,580.81	---	5,916.19
<b><u>Energy Set-Aside Program - 0667</u></b>				
Natural Resources	5,783,775.00	544,985.90	---	5,238,789.10
<b><u>State Land Survey Program - 0668</u></b>				
Natural Resources	1,249,592.00	789,336.16	---	460,255.84
<b><u>Legal Defense and Defender - 0670</u></b>				
Judiciary	2,980,263.00	1,340,713.26	---	1,639,549.74
Office of Administration	6,904.00	6,903.00	---	1.00
<b><u>Criminal Record System - 0671</u></b>				
Public Safety	12,525,850.00	8,994,521.01	---	3,531,328.99
<b><u>Motor Fuel Tax - 0673</u></b>				
Revenue	188,000,000.00	182,146,916.19	---	5,853,083.81
<b><u>Highway Patrol Academy - 0674</u></b>				
Public Safety	815,785.00	439,975.38	---	375,809.62
<b><u>State Transportation - 0675</u></b>				
Transportation	3,430,450.00	2,924,715.86	---	505,734.14
<b><u>Hazardous Waste - 0676</u></b>				
Executive	315,867.00	313,764.20	---	2,102.80
Office of Administration	7,764.00	7,216.24	---	547.76
Health and Senior Services	265,011.00	238,263.92	---	26,747.08
Natural Resources	2,423,857.00	2,112,960.54	---	310,896.46
<b><u>Dental Board - 0677</u></b>				
Insurance, Financial Institutions and Professional Registration	635,009.00	482,374.68	---	152,634.32
<b><u>State Board of Architects, Engineers and Land Surveyors - 0678</u></b>				
Insurance, Financial Institutions and Professional Registration	707,443.00	599,242.71	---	108,200.29

**STATE OF MISSOURI  
SUMMARY OF APPROPRIATIONS BY FUND AND DEPARTMENT  
SPECIAL REVENUE FUNDS  
FOR THE APPROPRIATION YEAR 2010**

	<u>Appropriations</u>	<u>Expenditures and Appropriated Transfers Out</u>	<u>Biennial Rollovers and Reappropriations to 2011</u>	<u>Lapse of Appropriations</u>
<b><u>Safe Drinking Water - 0679</u></b>				
Executive	14,489.00	14,489.00	---	---
Office of Administration	10,097.00	---	---	10,097.00
Health and Senior Services	435,197.00	379,206.64	---	55,990.36
Natural Resources	3,216,045.00	2,796,701.65	---	419,343.35
<b><u>Missouri Office of Prosecution Services - 0680</u></b>				
Executive	2,051,888.00	651,950.43	---	1,399,937.57
<b><u>Crime Victims' Compensation - 0681</u></b>				
Judiciary	887,200.00	887,200.00	---	---
Office of Administration	38,075.00	2,884.44	---	35,190.56
Public Safety	8,997,044.00	7,059,065.55	---	1,937,978.45
<b><u>Marketing Development - 0683</u></b>				
Office of Administration	2,501.00	1,283.98	---	1,217.02
Agriculture	300,721.00	289,695.66	---	11,025.34
<b><u>Coal Mine Land Reclamation - 0684</u></b>				
Natural Resources	931,921.00	44,882.13	---	887,038.87
<b><u>Fair Share - 0687</u></b>				
Revenue	11,000.00	---	---	11,000.00
<b><u>School District Trust - 0688</u></b>				
Elementary and Secondary Education	760,600,000.00	695,120,132.29	---	65,479,867.71
<b><u>Children's Trust - 0694</u></b>				
Office of Administration	3,734,502.00	2,761,375.14	---	973,126.86
Health and Senior Services	9,554.00	9,543.15	---	10.85
<b><u>Highway Patrol Motor Vehicle Revolving - 0695</u></b>				
Public Safety	6,389,156.00	2,916,935.65	---	3,472,220.35
<b><u>Meramac-Onondaga State Parks - 0698</u></b>				
Natural Resources	5,600.00	---	---	5,600.00
<b><u>Oil and Gas Remedial - 0699</u></b>				
Natural Resources	23,750.00	---	---	23,750.00
<b><u>Biodiesel Fuel Revolving - 0730</u></b>				
Natural Resources	28,616.00	---	---	28,616.00
<b><u>After-School Retreat Reading and Assessment Grant Program - 0732</u></b>				
Elementary and Secondary Education	10,947.00	3,925.00	---	7,022.00
<b><u>Drug Court Resources - 0733</u></b>				
Judiciary	5,917,354.00	5,672,427.39	---	244,926.61



**STATE OF MISSOURI  
SUMMARY OF APPROPRIATIONS BY FUND AND DEPARTMENT  
SPECIAL REVENUE FUNDS  
FOR THE APPROPRIATION YEAR 2010**

	<u>Appropriations</u>	<u>Expenditures and Appropriated Transfers Out</u>	<u>Biennial Rollovers and Reappropriations to 2011</u>	<u>Lapse of Appropriations</u>
<b><u>War on Terror Unemployment Compensation - 0736</u></b>				
Labor and Industrial Relations	90,000.00	---	---	90,000.00
<b><u>Gear-Up Scholarship - 0737</u></b>				
Higher Education	450,000.00	338,870.00	---	111,130.00
<b><u>Investors Restitution - 0741</u></b>				
Executive	96,000.00	94,404.72	---	1,595.28
<b><u>Head Injury - 0742</u></b>				
Health and Senior Services	1,149,900.00	1,085,964.25	---	63,935.75
<b><u>Missouri Commission for the Deaf and Hard of Hearing - 0743</u></b>				
Office of Administration	1,000.00	---	---	1,000.00
Elementary and Secondary Education	52,100.00	---	---	52,100.00
<b><u>Boiler and Pressure Vessels Safety - 0744</u></b>				
Office of Administration	14,040.00	14,030.70	---	9.30
Public Safety	392,158.00	386,604.06	---	5,553.94
<b><u>Second Capital Commission - 0745</u></b>				
Office of Administration	25,000.00	---	---	25,000.00
<b><u>Missouri Pet Spay/Neuter - 0747</u></b>				
Agriculture	3,001.00	2,000.00	---	1,001.00
<b><u>Stormwater Loan Revolving - 0754</u></b>				
Natural Resources	1,700,200.00	---	---	1,700,200.00
<b><u>Rural Water and Sewer Loan Revolving - 0755</u></b>				
Natural Resources	1,500,165.00	---	---	1,500,165.00
<b><u>Basic Civil Legal Services - 0757</u></b>				
Judiciary	5,793,476.00	5,576,943.80	---	216,532.20
<b><u>Highway Patrol Traffic Records - 0758</u></b>				
Public Safety	338,518.00	166,819.34	---	171,698.66
<b><u>Antiterrorism - 0759</u></b>				
Public Safety	5,000.00	---	---	5,000.00
<b><u>Life Sciences Research Trust - 0763</u></b>				
Economic Development	13,300,000.00	266,000.00	---	13,034,000.00
Social Services	37,725,000.00	37,725,000.00	---	---
<b><u>Youth Services Products - 0764</u></b>				
Social Services	1.00	---	---	1.00
<b><u>State Supplemental Downtown Development - 0766</u></b>				
Economic Development	3,240,450.00	831,284.74	---	2,409,165.26

**STATE OF MISSOURI  
SUMMARY OF APPROPRIATIONS BY FUND AND DEPARTMENT  
SPECIAL REVENUE FUNDS  
FOR THE APPROPRIATION YEAR 2010**

	<u>Appropriations</u>	<u>Expenditures and Appropriated Transfers Out</u>	<u>Biennial Rollovers and Reappropriations to 2011</u>	<u>Lapse of Appropriations</u>
<b><u>State Supplemental Rural Development - 0767</u></b>				
Economic Development	1.00	---	---	1.00
<b><u>Missouri State Penitentiary Redevelopment Commission - 0768</u></b>				
Office of Administration	350,001.00	---	350,001.00	---
<b><u>Missouri State Archives - St. Louis Trust - 0770</u></b>				
Executive	1.00	---	---	1.00
<b><u>DNA Profiling Analysis - 0772</u></b>				
Public Safety	1,892,079.00	333,007.47	251,875.97	1,307,195.56
<b><u>Department of Revenue Specialty Plate - 0775</u></b>				
Revenue	10,056.00	---	---	10,056.00
<b><u>Missouri Qualified Biodiesel Producer Incentive - 0777</u></b>				
Agriculture	25,000,000.00	17,897,073.24	---	7,102,926.76
<b><u>Missouri Rx Plan - 0779</u></b>				
Office of Administration	21,109.00	14,999.85	---	6,109.15
Social Services	13,099,704.00	10,084,949.29	---	3,014,754.71
<b><u>Putative Father Registry Fund - 0780</u></b>				
Office of Administration	12,600.00	5,471.00	---	7,129.00
Health and Senior Services	121,227.00	84,683.12	---	36,543.88
<b><u>Missouri Assistive Technology - 0781</u></b>				
Elementary and Secondary Education	750,000.00	404,028.78	---	345,971.22
<b><u>Economic Development Advancement - 0783</u></b>				
Office of Administration	1,230.00	1,228.50	---	1.50
Economic Development	3,548,446.00	3,235,172.06	---	313,273.94
Natural Resources	111,169.00	103,136.07	---	8,032.93
<b><u>Classroom Trust - 0784</u></b>				
Elementary and Secondary Education	307,100,979.00	307,100,979.00	---	---
<b><u>Cosmetology and Barber Exam - 0785</u></b>				
Insurance, Financial Institutions and Professional Registration	292,273.00	273,272.23	---	19,000.77
<b><u>Part C Early Intervention - 0788</u></b>				
Elementary and Secondary Education	7,414,254.00	7,413,445.62	---	808.38
<b><u>Lewis &amp; Clark Discovery Fund - 0790</u></b>				
Higher Education	192,942,055.00	56,784,326.81	136,157,728.19	---

**STATE OF MISSOURI  
SUMMARY OF APPROPRIATIONS BY FUND AND DEPARTMENT  
SPECIAL REVENUE FUNDS  
FOR THE APPROPRIATION YEAR 2010**

	<u>Appropriations</u>	<u>Expenditures and Appropriated Transfers Out</u>	<u>Biennial Rollovers and Reappropriations to 2011</u>	<u>Lapse of Appropriations</u>
<b><u>Access MO Financial Assistance - 0791</u></b>				
Higher Education	95,827,307.00	84,985,499.32	---	10,841,807.68
<b><u>Consumer Restitution Fund - 0792</u></b>				
Insurance, Financial Institutions and Professional Registration	1.00	---	---	1.00
<b><u>Highway Patrol Expense - 0793</u></b>				
Public Safety	65,000.00	5,911.28	---	59,088.72
<b><u>Attorney General Trust - 0794</u></b>				
Executive	984,448.00	984,447.21	---	0.79
<b><u>Geologic Resources Fund - 0801</u></b>				
Natural Resources	138,400.00	116,138.32	---	22,261.68
<b><u>Veterinary Student Loan Payment - 0803</u></b>				
Agriculture	120,000.00	120,000.00	---	---
<b><u>MO Explosives Safety Act Admin - 0804</u></b>				
Public Safety	120,328.00	62,444.49	---	57,883.51
<b><u>MO Health Care Access - 0806</u></b>				
Health and Senior Services	1.00	---	---	1.00
<b><u>Fire Education - 0821</u></b>				
Public Safety	225,665.00	218,525.00	---	7,140.00
<b><u>Library Networking - 0822</u></b>				
Executive	4,507,501.00	1,321,071.26	---	3,186,429.74
<b><u>Boll Weevil Suppression and Eradication - 0823</u></b>				
Agriculture	107,762.00	23,264.16	---	84,497.84
<b><u>Organ Donor Program - 0824</u></b>				
Office of Administration	343,525.00	336,562.66	---	6,962.34
Health and Senior Services	310,550.00	162,558.93	---	147,991.07
<b><u>Child Labor Enforcement - 0826</u></b>				
Office of Administration	15,000.00	196.49	---	14,803.51
Labor and Industrial Relations	185,000.00	8,203.69	---	176,796.31
<b><u>Youth Opportunities and Violence Prevention - 0827</u></b>				
Economic Development	1.00	---	---	1.00
<b><u>Inmate Incarceration Reimbursement Act Revolving - 0828</u></b>				
Executive	147,900.00	147,073.39	---	826.61

**STATE OF MISSOURI  
SUMMARY OF APPROPRIATIONS BY FUND AND DEPARTMENT  
SPECIAL REVENUE FUNDS  
FOR THE APPROPRIATION YEAR 2010**

	<u>Appropriations</u>	<u>Expenditures and Appropriated Transfers Out</u>	<u>Biennial Rollovers and Reappropriations to 2011</u>	<u>Lapse of Appropriations</u>
<b><u>Secretary of State Investor Education and Protection - 0829</u></b>				
Executive	1,210,659.00	887,691.95	---	322,967.05
<b><u>State Court Administration Revolving - 0831</u></b>				
Judiciary	230,000.00	142,063.19	---	87,936.81
<b><u>Recruitment and Retention Scholarship - 0832</u></b>				
Higher Education	50,000.00	---	---	50,000.00
<b><u>Concentrated Animal Feeding Operation Indemnity - 0834</u></b>				
Natural Resources	100,450.00	---	---	100,450.00
<b><u>State Document Preservation - 0836</u></b>				
Executive	189,260.00	---	---	189,260.00
<b><u>Light Rail Safety - 0838</u></b>				
Transportation	1.00	---	---	1.00
<b><u>Academic Scholarship - 0840</u></b>				
Higher Education	16,359,000.00	14,920,000.00	---	1,439,000.00
<b><u>State Transportation Assistance Revolving - 0841</u></b>				
Transportation	550,000.00	---	---	550,000.00
<b><u>Criminal Justice Network and Technology Revolving - 0842</u></b>				
Public Safety	1,500,000.00	1,418,622.53	---	81,377.47
<b><u>Youth Services Treatment - 0843</u></b>				
Social Services	999.00	---	---	999.00
<b><u>Missouri Office of Prosecution Services Revolving - 0844</u></b>				
Executive	150,000.00	23,812.23	---	126,187.77
<b><u>Judiciary Education and Training - 0847</u></b>				
Judiciary	1,786,340.00	1,001,465.64	---	784,874.36
<b><u>Missouri Supplemental Tax Increment Financing - 0848</u></b>				
Economic Development	13,158,455.00	8,499,999.99	---	4,658,455.01
<b><u>Domestic Relations Resolution - 0852</u></b>				
Judiciary	300,000.00	273,201.43	---	26,798.57
<b><u>Correctional Substance Abuse Earnings - 0853</u></b>				
Corrections	264,600.00	113,956.41	---	150,643.59

**STATE OF MISSOURI  
SUMMARY OF APPROPRIATIONS BY FUND AND DEPARTMENT  
SPECIAL REVENUE FUNDS  
FOR THE APPROPRIATION YEAR 2010**

	<u>Appropriations</u>	<u>Expenditures and Appropriated Transfers Out</u>	<u>Biennial Rollovers and Reappropriations to 2011</u>	<u>Lapse of Appropriations</u>
<b><u>Missouri Wine Marketing and Research Development - 0855</u></b>				
Agriculture	50,000.00	41,141.48	---	8,858.52
<b><u>Advantage Missouri Trust - 0856</u></b>				
Higher Education	15,000.00	3,315.88	---	11,684.12
<b><u>Early Childhood Development, Education and Care - 0859</u></b>				
Office of Administration	38,023.00	36,821.80	---	1,201.20
Elementary and Secondary Education	15,336,244.00	14,874,838.80	---	461,405.20
Health and Senior Services	993,086.00	931,072.31	---	62,013.69
Social Services	14,517,810.00	13,479,106.73	---	1,038,703.27
<b><u>Kids' Chance Scholarship - 0878</u></b>				
Higher Education	27,750.00	24,746.00	---	3,004.00
<b><u>Guaranty Agency Operating - 0880</u></b>				
Office of Administration	903,544.00	569,204.11	---	334,339.89
Higher Education	16,216,746.00	11,964,669.86	---	4,252,076.14
<b><u>Federal Student Loan Reserve - 0881</u></b>				
Higher Education	145,000,000.00	135,417,509.19	---	9,582,490.81
<b><u>Premium - 0885</u></b>				
Social Services	12,105,392.00	11,053,742.24	---	1,051,649.76
<b><u>Missouri Alternative Fuel Vehicle Loan - 0886</u></b>				
Natural Resources	2,050.00	---	---	2,050.00
<b><u>Missouri Public Broadcasting Corporation Special - 0887</u></b>				
Economic Development	1,697,500.00	733,675.00	---	963,825.00
<b><u>Assistive Technology Loan Revolving - 0889</u></b>				
Elementary and Secondary Education	349,430.00	279,354.94	---	70,075.06
<b><u>Petroleum Violation Escrow Interest Subaccount - 0890</u></b>				
Natural Resources	12.00	11.65	---	0.35
<b><u>Blindness Education, Screening, and Treatment Program - 0892</u></b>				
Health and Senior Services	99,000.00	1,841.00	---	97,159.00
Social Services	250,000.00	53,145.04	---	196,854.96
<b><u>Missouri Lead Abatement Loan - 0893</u></b>				
Health and Senior Services	76,000.00	37,860.99	---	38,139.01
<b><u>Dry-Cleaning Environmental Response Trust - 0898</u></b>				
Natural Resources	476,019.00	399,967.84	---	76,051.16

**STATE OF MISSOURI  
SUMMARY OF APPROPRIATIONS BY FUND AND DEPARTMENT  
SPECIAL REVENUE FUNDS  
FOR THE APPROPRIATION YEAR 2010**

	<u>Appropriations</u>	<u>Expenditures and Appropriated Transfers Out</u>	<u>Biennial Rollovers and Reappropriations to 2011</u>	<u>Lapse of Appropriations</u>
<b><u>Childhood Lead Testing - 0899</u></b>				
Office of Administration	13,037.00	196.00	---	12,841.00
Health and Senior Services	161,949.00	159,578.50	---	2,370.50
<b><u>Missouri National Guard Trust - 0900</u></b>				
Office of Administration	4,156.00	4,154.09	---	1.91
Public Safety	6,120,006.00	4,368,970.65	---	1,751,035.35
<b><u>Agriculture Development - 0904</u></b>				
Office of Administration	1,958.00	1,280.12	---	677.88
Agriculture	222,210.00	102,409.24	---	119,800.76
<b><u>Mined Land Reclamation - 0906</u></b>				
Executive	14,459.00	14,459.00	---	---
Natural Resources	2,005,623.00	470,824.61	---	1,534,798.39
<b><u>Downtown Revitalization Preservation - 0907</u></b>				
Economic Development	134,805.00	---	---	134,805.00
<b><u>Manufactured Housing Consumer Recovery - 0909</u></b>				
Economic Development	192,000.00	---	---	192,000.00
<b><u>Babler State Park - 0911</u></b>				
Natural Resources	165,901.00	114,757.45	---	51,143.55
<b><u>Cyber Crime Investigation - 0912</u></b>				
Public Safety	1,000,000.00	---	---	1,000,000.00
<b><u>Breast Cancer Awareness Trust - 0915</u></b>				
Revenue	3,646.00	3,645.85	---	0.15
<b><u>Rebuild Missouri Schools - 0917</u></b>				
Elementary and Secondary Education	5,337,135.00	5,332,000.00	---	5,135.00
<b><u>Schools First Elementary and Secondary Education Improvement - 0919</u></b>				
Elementary and Secondary Education	108,602,556.00	92,796,426.00	---	15,806,130.00
<b><u>School for the Blind Trust - 0920</u></b>				
Elementary and Secondary Education	1,500,000.00	133,422.99	---	1,366,577.01
<b><u>School for the Deaf Trust - 0922</u></b>				
Elementary and Secondary Education	25,000.00	12,000.00	---	13,000.00
<b><u>Governors' Council on Physical Fitness Institution Gift Trust - 0924</u></b>				
Health and Senior Services	50,000.00	160.00	---	49,840.00
<b><u>Institution Gift Trust - 0925</u></b>				
Office of Administration	90.00	---	---	90.00
Agriculture	29,910.00	829.00	---	29,081.00

**STATE OF MISSOURI  
SUMMARY OF APPROPRIATIONS BY FUND AND DEPARTMENT  
SPECIAL REVENUE FUNDS  
FOR THE APPROPRIATION YEAR 2010**

	<u>Appropriations</u>	<u>Expenditures and Appropriated Transfers Out</u>	<u>Biennial Rollovers and Reappropriations to 2011</u>	<u>Lapse of Appropriations</u>
<b><u>Mental Health Trust - 0926</u></b>				
Mental Health	2,094,719.00	1,027,504.71	---	1,067,214.29
<b><u>Secretary of State-Wolfner State Library - 0928</u></b>				
Executive	14,500.00	13,188.04	---	1,311.96
<b><u>DMH Local Tax Matching Fund - 0930</u></b>				
Mental Health	14,503,618.00	11,370,809.18	---	3,132,808.82
<b><u>In-Home Service Gross Receipts Tax - 0934</u></b>				
Health and Senior Services	1.00	---	---	1.00
<b><u>Special Employment Security Bond Proceeds - 0947</u></b>				
Office of Administration	1.00	---	---	1.00
Labor and Industrial Relations	1.00	---	---	1.00
<b><u>Special Employment Security - 0949</u></b>				
Office of Administration	111,601.00	1,808.98	---	109,792.02
Economic Development	216,000.00	216,000.00	---	---
Labor and Industrial Relations	5,279,465.00	1,118,897.60	2,247,590.41	1,912,976.99
<b><u>Crippled Children's - 0950</u></b>				
Health and Senior Services	30,000.00	6,011.49	---	23,988.51
<b><u>State Fair Trust - 0951</u></b>				
Agriculture	10,000.00	1,625.00	---	8,375.00
<b><u>Aviation Trust - 0952</u></b>				
Transportation	15,793,614.00	9,316,982.82	---	6,476,631.18
Revenue	50,000.00	4,957.39	---	45,042.61
<b><u>Unemployment Automation - 0953</u></b>				
Office of Administration	5,283,250.00	---	---	5,283,250.00
Labor and Industrial Relations	200,000.00	---	---	200,000.00
<b><u>In-Home Services Reimbursement Allowance - 0957</u></b>				
Health and Senior Services	1.00	---	---	1.00
<b><u>Ambulance Service Reimbursement Allowance - 0958</u></b>				
Social Services	9,069,225.00	---	---	9,069,225.00
<b><u>Hero at Home - 0995</u></b>				
Economic Development	315,000.00	450.00	---	314,550.00
Subtotals	6,309,978,617.00	5,406,449,378.79	348,787,560.94	554,741,677.27
<b>Appropriated Transfers Out</b>	<b>2,084,264,595.00</b>	<b>1,803,239,238.28</b>	<b>---</b>	<b>281,025,356.72</b>
Totals	<b>\$ 8,394,243,212.00</b>	<b>\$ 7,209,688,617.07</b>	<b>\$ 348,787,560.94</b>	<b>\$ 835,767,033.99</b>

**STATE OF MISSOURI  
SUMMARY OF APPROPRIATIONS BY FUND AND DEPARTMENT  
DEBT SERVICE FUNDS  
FOR THE APPROPRIATION YEAR 2010**

	Appropriations	Expenditures and Appropriated Transfers Out	Biennial Rollovers and Reappropriations to 2011	Lapse of Appropriations
<b><u>Water Pollution Control Bond and Interest - Series B 2002 - 0200</u></b>				
Office of Administration	\$ 16,696,394.00	\$ 16,696,393.76	\$ ---	\$ 0.24
<b><u>Third State Building Bond Interest and Sinking - Series A 2002 - 0201</u></b>				
Office of Administration	32,074,375.00	32,074,375.00	---	---
<b><u>Fourth State Building Bond and Interest - Series A 2002 - 0202</u></b>				
Office of Administration	14,804,732.00	14,804,731.26	---	0.74
<b><u>Water Pollution Control Bond and Interest - Series A 2003 - 0203</u></b>				
Office of Administration	747,713.00	747,712.50	---	0.50
<b><u>Third State Building Bond, Interest and Sinking - Series A 2003 - 0204</u></b>				
Office of Administration	7,556,813.00	7,556,812.50	---	0.50
<b><u>Special Employment Security - Principal and Interest - 0205</u></b>				
Office of Administration	1.00	---	---	1.00
<b><u>Fourth State Building Bond and Interest - Series A 2005 - 0206</u></b>				
Office of Administration	3,950,250.00	3,950,250.00	---	---
<b><u>Water Pollution Control Bond and Interest - Series A 2007 - 0207</u></b>				
Office of Administration	3,298,125.00	3,298,125.00	---	---
<b><u>Water Pollution Control Bond and Interest - Series A 2005 - 0218</u></b>				
Office of Administration	12,408,750.00	12,408,750.00	---	---
<b><u>Stormwater Control Bond and Interest - Series A 2005 - 0219</u></b>				
Office of Administration	1,487,625.00	1,487,625.00	---	---
<b><u>Water Pollution Control Bond and Interest - Series A 2002 - 0231</u></b>				
Office of Administration	2,004,907.00	2,004,906.26	---	0.74
<b><u>Stormwater Control Bond and Interest - Series A 2002 - 0239</u></b>				
Office of Administration	923,013.00	923,012.50	---	0.50
<b><u>Water Pollution Control Bond and Interest - Series A 2001 - 0244</u></b>				
Office of Administration	1,413,138.00	1,413,137.50	---	0.50



**STATE OF MISSOURI**  
**SUMMARY OF APPROPRIATIONS BY FUND AND DEPARTMENT**  
**DEBT SERVICE FUNDS**  
**FOR THE APPROPRIATION YEAR 2010**

---

	<u>Appropriations</u>	<u>Expenditures and Appropriated Transfers Out</u>	<u>Biennial Rollovers and Reappropriations to 2011</u>	<u>Lapse of Appropriations</u>
<b><u>Stormwater Control Bond and Interest - Series A 2001 - 0245</u></b>				
Office of Administration	696,833.00	696,832.50	---	0.50
Totals	<u>\$ 98,062,669.00</u>	<u>\$ 98,062,663.78</u>	<u>---</u>	<u>\$ 5.22</u>

**STATE OF MISSOURI**  
**SUMMARY OF APPROPRIATIONS BY FUND AND DEPARTMENT**  
**CAPITAL PROJECTS FUNDS**  
**FOR THE APPROPRIATION YEAR 2010**

	<u>Appropriations</u>	<u>Expenditures and Appropriated Transfers Out</u>	<u>Biennial Rollovers and Reappropriations to 2011</u>	<u>Lapse of Appropriations</u>
<b><u>Stormwater Control - Series A 2002 - 37H - 0302</u></b>				
Natural Resources	\$ 18,000,000.00	\$ ---	\$ ---	\$ 18,000,000.00
<b><u>Veterans' Homes Capital Improvement Trust - 0304</u></b>				
Office of Administration	44,019.00	42,251.50	---	1,767.50
Public Safety	24,337,844.00	6,897,975.69	16,694,488.21	745,380.10
<b><u>Board Public Buildings - Series A 2003 Bond Proceeds - Projects - 0309</u></b>				
Health and Senior Services	4,451.00	4,451.00	---	---
<b><u>State Road Bond - 0319</u></b>				
Transportation	123,101,000.00	94,599,578.53	---	28,501,421.47
<b><u>State Road - 0320</u></b>				
Office of Administration	989,811.00	779,071.54	34,307.00	176,432.46
Transportation	1,687,309,567.00	1,631,156,892.59	---	56,152,674.41
<b><u>State Road Series 2008 - 0321</u></b>				
Transportation	676,255,880.00	414,309,259.97	---	261,946,620.03
<b><u>State Road Series 2009 - 0322</u></b>				
Transportation	360,000,000.00	297,875,043.65	---	62,124,956.35
<b><u>Water Pollution Control - Series A 2007 - 37G - 0329</u></b>				
Office of Administration	1.00	---	---	1.00
Natural Resources	16,809,825.00	7,507,274.42	---	9,302,550.58
<b><u>Water Pollution Control - Series A 2007 - 37E - 0330</u></b>				
Office of Administration	1.00	---	---	1.00
Natural Resources	19,160,000.00	8,096,740.00	---	11,063,260.00
Subtotals	2,926,012,399.00	2,461,268,538.89	16,728,795.21	448,015,064.90
<b>Appropriated Transfers Out</b>	<u>26,193,095.00</u>	<u>24,938,241.88</u>	<u>---</u>	<u>1,254,853.12</u>
Totals	<u>\$ 2,952,205,494.00</u>	<u>\$ 2,486,206,780.77</u>	<u>\$ 16,728,795.21</u>	<u>\$ 449,269,918.02</u>

**STATE OF MISSOURI  
SUMMARY OF APPROPRIATIONS BY FUND AND DEPARTMENT  
PERMANENT FUNDS  
FOR THE APPROPRIATION YEAR 2010**

---

	Appropriations	Expenditures and Appropriated Transfers Out	Biennial Rollovers and Reappropriations to 2011	Lapse of Appropriations
<b><u>Confederate Memorial Park - 0812</u></b>				
Natural Resources	\$ 165.00	\$ ---	\$ ---	\$ 165.00
<b><u>Champ W. Smith &amp; Mary C. Smith Memorial Endowment Trust - 0873</u></b>				
Health and Senior Services	35,000.00	31,364.33	---	3,635.67
Subtotals	35,165.00	31,364.33	---	3,800.67
<b>Appropriated Transfers Out</b>	111.00	111.00	---	---
Totals	\$ 35,276.00	\$ 31,475.33	\$ ---	\$ 3,800.67

**STATE OF MISSOURI  
SUMMARY OF APPROPRIATIONS BY FUND AND DEPARTMENT  
ENTERPRISE FUNDS  
FOR THE APPROPRIATION YEAR 2010**

	Appropriations	Expenditures and Appropriated Transfers Out	Biennial Rollovers and Reappropriations to 2011	Lapse of Appropriations
<b><u>Federal Surplus Property - 0407</u></b>				
Office of Administration	\$ 2,707,132.00	\$ 2,392,597.31	\$ 18.96	\$ 314,515.73
<b><u>Single-Purpose Animal Facilities Loan Program - 0408</u></b>				
Office of Administration	1,590.00	562.08	---	1,027.92
Agriculture	132,126.00	111,332.07	---	20,793.93
<b><u>Single-Purpose Animal Facilities Loan Guarantee - 0409</u></b>				
Agriculture	1.00	---	---	1.00
<b><u>State Fair Fees - 0410</u></b>				
Office of Administration	46,725.00	33,734.29	---	12,990.71
Agriculture	4,805,713.00	3,570,959.01	---	1,234,753.99
<b><u>Agricultural Product Utilization and Business Development Guarantee - 0411</u></b>				
Agriculture	7,115.00	7,114.84	---	0.16
<b><u>State Parks Earnings - 0415</u></b>				
Office of Administration	27,466.00	27,464.63	---	1.37
Natural Resources	28,248,484.00	5,679,786.04	18,146,596.63	4,422,101.33
<b><u>Natural Resources Revolving Services - 0425</u></b>				
Natural Resources	3,461,861.00	1,356,029.49	---	2,105,831.51
<b><u>Historic Preservation Revolving - 0430</u></b>				
Natural Resources	2,966,393.00	1,018,834.02	1,000,000.00	947,558.98
<b><u>Missouri Veterans' Homes - 0460</u></b>				
Office of Administration	1,264,512.00	1,160,049.28	---	104,462.72
Public Safety	53,929,472.00	53,085,450.34	---	844,021.66
<b><u>Petroleum Storage Tank Insurance - 0585</u></b>				
Executive	30,184.00	29,850.88	---	333.12
Natural Resources	22,461,039.00	18,772,285.02	---	3,688,753.98
Revenue	27,654.00	24,486.00	---	3,168.00
<b><u>Department of Revenue Information - 0619</u></b>				
Office of Administration	12,244,947.00	373,535.07	---	11,871,411.93
Revenue	808,873.00	797,675.37	---	11,197.63
<b><u>State Environmental Improvement Authority - 0654</u></b>				
Natural Resources	1.00	---	---	1.00
<b><u>Lottery Enterprise - 0657</u></b>				
Executive	60,394.00	59,248.36	---	1,145.64
Office of Administration	6,748.00	4,752.00	---	1,996.00
Revenue	163,819,007.00	163,272,930.27	---	546,076.73

**STATE OF MISSOURI  
SUMMARY OF APPROPRIATIONS BY FUND AND DEPARTMENT  
ENTERPRISE FUNDS  
FOR THE APPROPRIATION YEAR 2010**

---

	<u>Appropriations</u>	<u>Expenditures and Appropriated Transfers Out</u>	<u>Biennial Rollovers and Reappropriations to 2011</u>	<u>Lapse of Appropriations</u>
<b><u>Missouri Wine and Grape</u></b>				
<b><u>Fund - 0787</u></b>				
Office of Administration	15,149.00	7,231.79	---	7,917.21
Agriculture	1,833,569.00	1,445,545.22	---	388,023.78
Subtotals	298,906,155.00	253,231,453.38	19,146,615.59	26,528,086.03
<b>Appropriated Transfers Out</b>	<u>290,556,842.00</u>	<u>281,780,237.59</u>	<u>---</u>	<u>8,776,604.41</u>
Totals	<u>\$ 589,462,997.00</u>	<u>\$ 535,011,690.97</u>	<u>\$ 19,146,615.59</u>	<u>\$ 35,304,690.44</u>

**STATE OF MISSOURI  
SUMMARY OF APPROPRIATIONS BY FUND AND DEPARTMENT  
INTERNAL SERVICE FUNDS  
FOR THE APPROPRIATION YEAR 2010**

	Appropriations	Expenditures and Appropriated Transfers Out	Biennial Rollovers and Reappropriations to 2011	Lapse of Appropriations
<b><u>Mental Health Interagency</u></b>				
<b><u>Payments - 0109</u></b>				
Mental Health	\$ 7,870,798.00	\$ 4,589,741.93	\$ ---	\$ 3,281,056.07
<b><u>Natural Resources Cost</u></b>				
<b><u>Allocation - 0500</u></b>				
Office of Administration	7,176,067.00	4,942,715.27	---	2,233,351.73
Natural Resources	7,752,572.00	6,654,471.10	---	1,098,100.90
<b><u>State Facility Maintenance and</u></b>				
<b><u>Operation - 0501</u></b>				
Office of Administration	88,250,230.00	85,929,894.68	---	2,320,335.32
<b><u>DIFP Administrative - 0503</u></b>				
Office of Administration	123,987.00	53,631.58	---	70,355.42
Insurance, Financial Institutions and Professional Registration	195,278.00	166,830.59	---	28,447.41
<b><u>Office of Administration Revolving</u></b>				
<b><u>Administrative Trust - 0505</u></b>				
Office of Administration	80,961,981.00	70,213,231.65	606,517.14	10,142,232.21
<b><u>Working Capital Revolving - 0510</u></b>				
Office of Administration	242,829.00	154,534.92	---	88,294.08
Corrections	37,074,714.00	25,799,538.20	469,580.76	10,805,595.04
<b><u>Central Check Mailing Service</u></b>				
<b><u>Revolving - 0515</u></b>				
Executive	247,978.00	126,180.73	---	121,797.27
<b><u>House of Representatives</u></b>				
<b><u>Revolving - 0520</u></b>				
Legislature	45,000.00	11,681.14	---	33,318.86
<b><u>Supreme Court Publications</u></b>				
<b><u>Revolving - 0525</u></b>				
Judiciary	150,000.00	73,801.85	---	76,198.15
<b><u>Adjutant General Revolving - 0530</u></b>				
Public Safety	53,600.00	29,367.84	---	24,232.16
<b><u>Senate Revolving - 0535</u></b>				
Legislature	40,000.00	---	---	40,000.00
<b><u>Inmate Revolving - 0540</u></b>				
Office of Administration	10,469,380.00	3,468,481.38	---	7,000,898.62
Mental Health	3,999,660.00	3,146,170.77	---	853,489.23
Corrections	17,580,028.00	14,282,442.80	---	3,297,585.20
<b><u>Social Services Administrative</u></b>				
<b><u>Trust - 0545</u></b>				
Office of Administration	439,512.00	---	---	439,512.00
Social Services	5,452,035.00	5,447,744.27	---	4,290.73

**STATE OF MISSOURI  
SUMMARY OF APPROPRIATIONS BY FUND AND DEPARTMENT  
INTERNAL SERVICE FUNDS  
FOR THE APPROPRIATION YEAR 2010**

---

	Appropriations	Expenditures and Appropriated Transfers Out	Biennial Rollovers and Reappropriations to 2011	Lapse of Appropriations
<b><u>Economic Development</u></b>				
<b><u>Administrative - 0547</u></b>				
Office of Administration	1,815,994.00	542,394.32	---	1,273,599.68
Economic Development	1,278,968.00	889,983.99	---	388,984.01
<b><u>Professional Registration</u></b>				
<b><u>Fees - 0689</u></b>				
Office of Administration	1,229,749.00	820,884.15	---	408,864.85
Insurance, Financial Institutions and Professional Registration	4,522,474.00	3,818,848.60	---	703,625.40
Subtotals	276,972,834.00	231,162,571.76	1,076,097.90	44,734,164.34
<b>Appropriated Transfers Out</b>	29,108,876.00	22,480,948.23	---	6,627,927.77
Totals	\$ 306,081,710.00	\$ 253,643,519.99	\$ 1,076,097.90	\$ 51,362,092.11

**STATE OF MISSOURI  
SUMMARY OF APPROPRIATIONS BY FUND AND DEPARTMENT  
AGENCY FUNDS  
FOR THE APPROPRIATION YEAR 2010**

	Appropriations	Expenditures and Appropriated Transfers Out	Biennial Rollovers and Reappropriations to 2011	Lapse of Appropriations
<b><u>American Cancer Society, Heartland Division, Inc. - 0700</u></b>				
Revenue	\$ 10,070.00	\$ 10,069.30	\$ ---	\$ 0.70
<b><u>State Retirement Contributions - 0701</u></b>				
Office of Administration	257,510,727.00	249,287,145.22	---	8,223,581.78
<b><u>Social Security Contributions - (O.A.S.D.I./Medicare) - 0702</u></b>				
Office of Administration	158,059,753.00	151,764,831.38	---	6,294,921.62
<b><u>ALS Lou Gehrig's Disease - 0703</u></b>				
Revenue	4,600.00	4,599.33	---	0.67
<b><u>American Lung Association of Missouri - 0704</u></b>				
Revenue	3,500.00	1,954.53	---	1,545.47
<b><u>Missouri State Employees' Deferred Compensation Incentive Plan Administration - 0706</u></b>				
Office of Administration	14,755,358.00	10,622,255.00	---	4,133,103.00
<b><u>Muscular Dystrophy Association - 0707</u></b>				
Revenue	3,500.00	1,564.07	---	1,935.93
<b><u>Arthritis Foundation - 0708</u></b>				
Revenue	2,500.00	1,332.83	---	1,167.17
<b><u>National Multiple Sclerosis Society - 0709</u></b>				
Revenue	4,256.00	4,255.58	---	0.42
<b><u>Proceeds of Surplus Property Sales - 0710</u></b>				
Office of Administration	124,500.00	124,178.61	---	321.39
<b><u>American Diabetes Association Gateway Area - 0713</u></b>				
Revenue	5,057.00	5,056.83	---	0.17
<b><u>American Heart Association - 0714</u></b>				
Revenue	3,500.00	3,159.33	---	340.67
<b><u>March of Dimes - 0716</u></b>				
Revenue	3,500.00	3,333.59	---	166.41
<b><u>Missouri Community College Job Retention Training Program - 0717</u></b>				
Economic Development	10,000,000.00	8,145,995.71	---	1,854,004.29



**STATE OF MISSOURI  
SUMMARY OF APPROPRIATIONS BY FUND AND DEPARTMENT  
AGENCY FUNDS  
FOR THE APPROPRIATION YEAR 2010**

	Appropriations	Expenditures and Appropriated Transfers Out	Biennial Rollovers and Reappropriations to 2011	Lapse of Appropriations
<b><u>Circuit Courts Escrow - 0718</u></b>				
Judiciary	1,605,500.00	1,514,103.86	---	91,396.14
<b><u>Missouri Military Family Relief - 0719</u></b>				
Public Safety	200,000.00	96,161.02	---	103,838.98
<b><u>Program 1122 Fund - 0720</u></b>				
Public Safety	500,000.00	---	---	500,000.00
<b><u>Debt Offset Escrow - 0753</u></b>				
Judiciary	1,350,000.00	1,110,660.37	---	239,339.63
Higher Education	3,155,000.00	1,915,866.26	---	1,239,133.74
Health and Senior Services	15,000.00	6,962.13	---	8,037.87
Labor and Industrial Relations	4,750,000.00	3,089,937.85	---	1,660,062.15
Mental Health	70,000.00	13,430.94	---	56,569.06
Revenue	707,059.00	358,974.84	---	348,084.16
Social Services	9,000,000.00	4,573,233.09	---	4,426,766.91
<b><u>Agriculture Bond Trustee - 0756</u></b>				
Agriculture	135,000.00	---	---	135,000.00
<b><u>Proprietary School Bond - 0760</u></b>				
Higher Education	100,000.00	---	---	100,000.00
<b><u>Missouri Consolidated Health Care Plan Benefit - 0765</u></b>				
Office of Administration	484,386,734.00	433,263,669.77	360,110.00	50,762,954.23
<b><u>Missouri State Employees' Voluntary Life Insurance - 0910</u></b>				
Office of Administration	4,102,660.00	3,895,120.66	---	207,539.34
Subtotals	950,567,774.00	869,817,852.10	360,110.00	80,389,811.90
<b>Appropriated Transfers Out</b>	<b>3,493,478.00</b>	<b>2,150,140.60</b>	<b>1,200,000.00</b>	<b>143,337.40</b>
Totals	<b>\$ 954,061,252.00</b>	<b>\$ 871,967,992.70</b>	<b>\$ 1,560,110.00</b>	<b>\$ 80,533,149.30</b>

**STATE OF MISSOURI  
SUMMARY OF APPROPRIATIONS BY FUND AND DEPARTMENT  
PRIVATE PURPOSE TRUST FUNDS  
FOR THE APPROPRIATION YEAR 2010**

---

	<u>Appropriations</u>	<u>Expenditures and Appropriated Transfers Out</u>	<u>Biennial Rollovers and Reappropriations to 2011</u>	<u>Lapse of Appropriations</u>
<b><u>Abandoned Fund Account - 0863</u></b>				
Executive	\$ 36,216,001.00	\$ 35,042,739.03	\$ ---	\$ 1,173,261.97
<b><u>State Seminary - 0872</u></b>				
Higher Education	3,000,000.00	1,065,830.00	---	1,934,170.00
<b><u>Alternative Care Trust - 0905</u></b>				
Social Services	12,000,000.00	11,538,292.50	---	461,707.50
Subtotals	51,216,001.00	47,646,861.53	---	3,569,139.47
<b>Appropriated Transfers Out</b>	<u>36,349,506.00</u>	<u>35,911,193.56</u>	<u>---</u>	<u>438,312.44</u>
Totals	<u>\$ 87,565,507.00</u>	<u>\$ 83,558,055.09</u>	<u>\$ ---</u>	<u>\$ 4,007,451.91</u>

**STATE OF MISSOURI  
SUMMARY OF APPROPRIATION ACTIVITY  
GENERAL FUND - GENERAL REVENUE FUNDS  
FOR THE APPROPRIATION YEAR 2010**

	H.B. No.	Apr. No.	Appropriations	Expenditures and Transfers Out	Biennial Rollovers and Reappropriations to 2011	Lapse of Appropriations
<b><u>LEGISLATURE</u></b>						
LEGISLATURE STATE OWNED	13.115	2589	\$ 1,924,784.00	\$ 1,867,184.76	\$ ---	\$ 57,599.24
LEGISLATURE LEASING	13.115	7488	7,846.00	7,846.00	---	---
<b><u>Senate</u></b>						
SENATORS' SALARIES	12.500	0003	1,226,610.00	1,218,302.93	---	8,307.07
SENATORS' MILEAGE	12.500	0004	96,435.00	96,037.27	---	397.73
SENATORS' PER DIEM	12.500	0005	226,100.00	226,099.20	---	0.80
JOINT CONTINGENT EXP E&E	12.500	1052	125,000.00	58,319.71	---	66,680.29
JOINT COMM TAX POLICY PS	12.525	3362	60,000.00	54,113.72	---	5,886.28
JOINT COMM TAX POLICY E&E	12.525	3368	18,045.00	7,713.61	---	10,331.39
JOINT COMM ON ADMIN RULE	12.525	4189	128,977.00	108,944.64	---	20,032.36
JOINT COMM RETIREMENT SYS	12.525	4190	169,274.00	109,022.93	---	60,251.07
JOINT COMM CI	12.525	4191	129,300.00	104,867.16	---	24,432.84
JOINT COMM EDUCATION PS	12.525	4249	61,800.00	61,800.00	---	---
JOINT COMM EDUCATION E&E	12.525	4250	20,000.00	5,417.03	---	14,582.97
JOINT COMM ON TRANSPORT	12.525	6975	5,000.00	1,334.50	---	3,665.50
SENATE CONTINGENT EXP	12.500	9801	9,245,883.00	9,074,796.78	---	171,086.22
<b><u>House of Representatives</u></b>						
REPS EXP VOUCHERS	12.505	1532	1,566,554.00	1,565,695.43	---	858.57
REPRESENTATIVES SALARIES	12.505	4257	5,861,145.00	5,789,500.05	---	71,644.95
REPRESENTATIVES MILEAGE	12.505	4258	440,491.00	392,832.69	---	47,658.31
REPRESENTATIVES PER DIEM	12.505	4259	1,290,960.00	1,151,248.00	---	139,712.00
HOUSE CONTINGENT EXPENSES	12.505	6725	11,327,028.00	11,274,978.14	---	52,049.86
<b><u>Committee on Legislative Research</u></b>						
COMM ON LEG RESEARCH	12.515	0013	1,054,354.00	974,400.15	---	79,953.85
LEG RES PUBLISH STATUTES	12.520	0014	380,459.00	377,949.64	---	2,509.36
<b><u>Legislative Research - Oversight</u></b>						
LEG RESEARCH OVERSIGHT	12.515	3084	685,522.00	600,065.23	---	85,456.77
<b><u>Interim Committees</u></b>						
JOINT COMM CORRECTIONS	12.525	2805	12,000.00	1,098.00	---	10,902.00
<b><u>Legislative Budget Office</u></b>						
LEG BUDGET OFFICE	12.515	4363	242,535.00	52,878.44	---	189,656.56

**JUDICIARY**

JUDICIARY STATE OWNED	13.140	2588	268,426.00	263,218.00	---	5,208.00
JUDICIARY LEASING	13.140	6083	2,445,416.00	2,257,275.15	---	188,140.85

**Judicial Proceedings and Review**

JUD PROCEED & REVIEW PS	12.300	0030	2,637,174.00	2,590,658.34	---	46,515.66
JUD PROCEED & REVIEW E&E	12.300	0033	880,760.00	873,480.65	---	7,279.35
SUP COURT JUDGES SALARIES	12.300	0907	961,740.00	961,737.84	---	2.16

**Office of State Courts Administrator**

STATE COURTS ADMIN E&E	12.305	0039	430,172.00	366,260.15	---	63,911.85
STATE COURTS ADMIN PS	12.305	0524	3,074,789.00	2,898,542.21	---	176,246.79
ICM SUPPORT PS	12.305	7082	2,946,411.00	2,936,372.88	---	10,038.12
ICM SUPPORT E&E	12.305	7083	3,957,093.00	3,457,093.00	---	500,000.00

**Court of Appeals**

APPEALS WEST DIST PS	12.330	0041	1,717,138.00	1,703,025.55	---	14,112.45
APPEALS WEST DIST E&E	12.330	0044	489,126.00	489,124.88	---	1.12
APPEALS EAST DIST PS	12.335	0046	2,459,057.00	2,427,504.51	---	31,552.49
APPEALS EAST DIST E&E	12.335	0050	404,601.00	404,596.85	---	4.15
APPEALS SOUTH DIST PS	12.340	0052	1,081,821.00	1,042,168.67	---	39,652.33
APPEALS-SOUTH DIST E&E	12.340	0054	272,715.00	272,715.00	---	---
JUDGES SALARIES WEST DIST	12.330	0847	1,410,279.00	1,285,698.37	---	124,580.63
JUDGES SALARIES EAST DIST	12.335	0848	1,794,901.00	1,749,919.29	---	44,981.71
JUDGES SALARIES SOUTH PS	12.340	0849	883,450.00	814,236.89	---	69,213.11

**Circuit Courts**

CP-JUDGES-COMM PS	12.345	0853	42,080,212.00	41,638,731.07	---	441,480.93
CP-STATUTORY PS	12.345	0856	14,545,900.00	14,527,204.23	---	18,695.77
JUVENILE PERSONNEL	12.350	2902	6,854,960.00	6,854,960.00	---	---
CP-NON-STATUTORY PS	12.345	3354	63,615,263.00	61,704,285.31	---	1,910,977.69
CASA PROGRAMS	12.350	4366	279,000.00	279,000.00	---	---
CIRCUIT PERSONNEL E&E	12.345	5274	571,003.00	528,696.63	---	42,306.37
ENTITLEMENT PROGRAMS-EE	12.345	6847	2,071,000.00	2,070,937.81	---	62.19

**Other Programs**

SENTENCING COMMISSION PS	12.375	1204	35,316.00	35,316.00	---	---
SENTENCING COMMISSION E&E	12.375	1207	43,667.00	24,861.62	---	18,805.38
CRRD-INVESTIGATOR PS	12.365	1208	14,052.00	323.18	---	13,728.82
RETIR DISCIPL & REMOVE PS	12.365	2204	163,925.00	163,828.08	---	96.92
RETIR. DISCIPL & REMOV E&E	12.365	2205	42,667.00	33,419.84	---	9,247.16
APPELLATE JUDICIAL COMM	12.370	4211	7,741.00	3,389.37	---	4,351.63

**STATE OF MISSOURI  
SUMMARY OF APPROPRIATION ACTIVITY  
GENERAL FUND - GENERAL REVENUE FUNDS  
FOR THE APPROPRIATION YEAR 2010**

	H.B. No.	Appr. No.	Appropriations	Expenditures and Transfers Out	Biennial Rollovers and Reappropriations to 2011	Lapse of Appropriations
<b><u>Public Defender System</u></b>						
PUBLIC DEFENDER SVS PS	12.400	0911	26,712,726.00	26,712,725.97	---	0.03
PUBLIC DEFENDER SVS E&E	12.400	0912	4,936,315.00	4,936,314.08	---	0.92
<b><u>Extraordinary</u></b>						
EXTRAORDINARY EXP/CONFLCT	12.400	8727	2,558,059.00	2,558,055.62	---	3.38
<b><u>EXECUTIVE</u></b>						
<b><u>Governor's Office - Administration</u></b>						
GOVERNORS OFFICE ST OWNED	13.105	2662	329,646.00	323,277.00	---	6,369.00
SPECIAL AUDITS	12.015	2749	30,000.00	30,000.00	---	---
GOVERNOR'S OFFICE	12.005	5600	2,084,261.00	2,074,257.32	---	10,003.68
<b><u>Mansion Operating</u></b>						
MANSION OPERATING EXP	12.005	5599	142,628.00	142,627.72	---	0.28
<b><u>National Guard Emergency Duty</u></b>						
NATIONAL GUARD EMERGENCY	12.010	0064	209,721.00	9,677.79	---	200,043.21
<b><u>Government Emergency Fund Committee</u></b>						
GOVT EMERGENCY FUND COMM	12.020	0069	1.00	---	---	1.00
<b><u>Lieutenant Governor</u></b>						
LIEUTENANT GOVERNOR PS	12.025	0072	370,042.00	363,498.38	---	6,543.62
LT GOV OFFICE ST OWNED	13.110	2664	35,901.00	34,966.32	---	934.68
LIEUTENANT GOVERNOR E&E	12.025	5914	63,075.00	42,094.92	---	20,980.08
<b><u>Secretary of State</u></b>						
REFUNDS	12.050	0080	60,000.00	58,389.22	---	1,610.78
SEC OF STATE STATE OWNED	13.120	2651	1,017,857.00	975,435.60	---	42,421.40
SEC OF STATE LEASING	13.120	6080	892,353.00	357,878.00	---	534,475.00
<b><u>Business Services</u></b>						
SEC OF STATE PS	12.035	0073	7,682,550.00	7,311,803.52	---	370,746.48
SEC OF STATE E&E	12.035	0077	2,089,992.00	2,080,735.99	---	9,256.01

**Elections**

ELECTIONS PUBLIC NOTICE	12.060	0079	100,000.00	---	---	100,000.00
ABSENTEE BALLOTS	12.065	2041	62,000.00	56,737.41	---	5,262.59
ELECTION PRINTING	12.070	6195	21,395.00	21,251.09	---	143.91
SPECIAL ELECTION COSTS (Fund 0686)	12.085	0787	585,000.00	584,912.12	---	87.88

**Library Services**

REAL	12.120	1048	3,109,250.00	3,109,250.00	---	---
STATE AID PUBLIC LIBRARY	12.115	4196	4,004,456.00	4,004,456.00	---	---
LIFT LITERACY PROGRAM	12.125	4198	69,450.00	69,450.00	---	---

**State Auditor**

STATE AUDITOR PS	12.145	0084	5,264,503.00	4,910,601.16	---	353,901.84
STATE AUDITOR E&E	12.145	0087	1,591,679.00	1,474,393.50	---	117,285.50
AUDITOR STATE OWNED	13.125	2560	213,985.00	209,833.00	---	4,152.00
AUDITOR	13.125	3192	23,424.00	16,181.22	---	7,242.78

**State Treasurer**

DUPLICATE/OUTLAWED CHECKS	12.155	0093	2,700,000.00	2,577,444.66	---	122,555.34
LINKED DEPOSIT REFUNDS	12.175	8364	1,500.00	1,018.33	---	481.67
STATE TREASURER PS (Fund 0164)	12.150	0844	1,477,865.00	1,419,898.54	---	57,966.46
STATE TREASURER E&E (Fund 0164)	12.150	0845	346,155.00	324,304.06	---	21,850.94
TREASURER STATE OWNED (Fund 0164)	13.135	2856	214,836.00	214,836.00	---	---

**Attorney General**

ATTORNEY GENERAL PS	12.195	0095	11,598,658.00	11,598,657.86	---	0.14
MEDICAID FRAUD UNIT E&E	12.205	1678	392,449.00	187,296.50	---	205,152.50
ATTORNEY GENERAL ST OWNED	13.130	2668	444,921.00	436,288.00	---	8,633.00
ATTORNEY GENERAL	13.130	3184	583,606.00	518,903.33	---	64,702.67
MEDICAID FRAUD UNIT PS	12.205	3336	168,601.00	167,308.24	---	1,292.76
ATTORNEY GENERAL E&E	12.195	7586	2,122,360.00	2,122,360.00	---	---
ATTORNEY GENERAL E&E (Fund 0603)	12.195	2218	187,000.00	90,672.10	---	96,327.90
ATTORNEY GENERAL PS (Fund 0666)	12.195	2215	369,832.00	72,100.08	---	297,731.92
ATTORNEY GENERAL E&E (Fund 0666)	12.195	3003	254,400.00	---	---	254,400.00

**Missouri Office of Prosecution Services**

OFFICE OF PROS SVS PS	12.210	2933	72,900.00	69,943.00	---	2,957.00
OFFICE OF PROS SVS E&E	12.210	2937	35,000.00	26,126.88	---	8,873.12

**OFFICE OF ADMINISTRATION****Commissioner's Office**

COMMISSIONER'S OFFICE PS	05.005	0123	799,861.00	794,336.48	---	5,524.52
COMMISSIONER'S OFFICE E&E	05.005	2139	146,664.00	135,877.57	---	10,786.43
OFF SUPPLIER WKFC DIV PS	05.005	3568	291,362.00	275,736.52	---	15,625.48
OFF SUPPLIER WKFC DIV EE	05.005	3571	50,728.00	31,565.96	---	19,162.04
MLK JR COMMISSION E&E	05.005	3572	34,161.00	26,920.36	---	7,240.64
REGIONAL PLANNING COMM	05.290	9184	200,000.00	174,000.00	---	26,000.00

**STATE OF MISSOURI  
SUMMARY OF APPROPRIATION ACTIVITY  
GENERAL FUND - GENERAL REVENUE FUNDS  
FOR THE APPROPRIATION YEAR 2010**

	H.B. No.	Appr. No.	Appropriations	Expenditures and Transfers Out	Biennial Rollovers and Reappropriations to 2011	Lapse of Appropriations
<b><u>Division of Accounting</u></b>						
REFUND DED W/H IN ERROR	05.525	0037	36,000.00	6,242.99	---	29,757.01
ACCOUNTING PS	05.010	0154	2,098,526.00	1,979,332.98	---	119,193.02
ACCOUNTING E&E	05.010	0157	144,524.00	127,583.63	---	16,940.37
AUDIT RECOVERY DISTRIBUTN	05.225	2007	1.00	---	---	1.00
UNEMPLOYMENT BENEFITS	05.495	2238	2,826,378.00	2,826,376.44	---	1.56
NEW JOBS TRAINING CERTIF	05.200	2832	1.00	---	---	1.00
CMIA-FEDERAL PAYMENTS	05.220	2833	2,000,000.00	213,651.00	---	1,786,349.00
HR CONTINGENCY	05.540	3062	40,001.00	---	---	40,001.00
BPB ANNUAL FEES/EXPENSES	05.160	5275	419,436.00	419,425.22	---	10.78
L/P DEBT PAYMENTS	05.165	5281	13,177,613.00	13,124,563.15	---	53,049.85
MU BASKETBALL ARENA	05.185	5732	2,890,955.00	2,890,955.00	---	---
DEBT MANAGEMENT	05.195	6933	100,000.00	15,881.00	---	84,119.00
BPB DEBT SERVICE	05.155	8002	61,301,826.00	61,301,825.02	---	0.98
PROSECUTIONS/CAP CASE	05.285	9183	15,000.00	6,400.00	---	8,600.00
CAFETERIA PLAN	05.535	9301	1.00	---	---	1.00
BARTLE HALL	05.205	9352	2,000,000.00	2,000,000.00	---	---
EDWARD JONES	05.215	9353	12,000,000.00	12,000,000.00	---	---
JACKSON CO	05.210	9382	3,000,000.00	3,000,000.00	---	---
TEACHER RETIREMENT CONTR	05.475	9851	3,380,918.00	3,370,102.34	---	10,815.66
UNEMPLOYMENT BENEFITS (Fund 0164)	05.495	2307	10,185.00	10,183.36	---	1.64
UNEMPLOYMENT BENEFITS (Fund 0169)	05.495	1920	15,530.00	15,528.27	---	1.73
<b><u>Division of Budget and Planning</u></b>						
BUDGET & PLANNING E&E	05.015	2140	89,439.00	78,407.83	---	11,031.17
BUDGET & PLANNING PS	05.015	3434	1,576,123.00	1,542,297.82	---	33,825.18
<b><u>Information Technology Services Division</u></b>						
GR IT CONSOLIDATION PS	05.020	1281	23,015,469.00	21,989,433.68	---	1,026,035.32
GR IT CONSOLIDATION E&E	05.020	1282	15,129,658.00	13,052,864.97	---	2,076,793.03
DOR IT CONSOLID HC PS	05.020	2854	2,239,237.00	1,938,027.16	---	301,209.84
DOR IT CONSOLID HC E&E	05.020	2855	4,687,975.00	4,290,034.99	---	397,940.01
DSS IT CONSOLIDATION PS (Fund 0169)	05.020	1292	521,528.00	521,455.49	---	72.51
DSS IT CONSOLIDATION E&E (Fund 0169)	05.020	1293	1,229,528.00	1,229,528.00	---	---

**Division of Facilities Management,**  
**Design and Construction**

M&R GR	17.215	0700	8,079.00	5,510.66	2,568.34	---
OFFICE OF ADMINISTRATION	13.025	1059	180,976.00	178,538.57	---	2,437.43
OA STATE OWNED	13.025	2436	2,134,094.00	1,928,378.94	---	205,715.06
APPRAISALS AND SURVEYS	17.230	2879	32,139.00	---	32,139.00	---
MSP REDEVELOPMENT	17.235	2882	237.00	237.00	---	---
REMOTE DATA CENTER	17.255	2972	3,748.00	---	3,748.00	---
SCAP SECURITY-IMPROVMENTS	17.260	2973	2,777,835.00	101,671.95	2,676,163.05	---
UNPROGRAMMED	17.215	3803	472,121.00	46,484.15	425,636.85	---
APPRAISALS AND SURVEYS	17.230	4102	233,435.00	804.00	232,631.00	---
MSP PHASE IV REDEVELOPMNT	17.235	4105	516,243.00	12,287.63	503,955.37	---
ENVIRONMENTAL CONTROL CTR	17.245	4107	2,128,370.00	300,002.16	1,828,367.84	---
OA STATE OWNED (Fund 0124)	13.025	2604	166,193.00	163,594.68	---	2,598.32
M&R FMRF (Fund 0124)	17.215	0698	9,438,067.00	1,491,336.46	7,946,730.54	---
GOV MANSION IMPROVEMENTS (Fund 0124)	17.250	3306	52,075.00	52,075.00	---	---
SCAP SECURITY-IMPROVMENTS (Fund 0124)	17.260	3633	4,073,852.00	513,807.27	3,560,044.73	---
BROADWAY EXTR RENO (Fund 0124)	17.215	3777	3,335,404.00	2,224,285.87	1,111,118.13	---
CAPITOL ROOF REPLC (Fund 0124)	17.215	3778	3,923,333.00	2,535,735.29	1,387,597.71	---
BROADWAY FIRE ALARM (Fund 0124)	17.215	3781	558,509.00	18,291.50	540,217.50	---
CAPITOL RENO MSTRPN (Fund 0124)	17.215	3783	251,796.00	231,373.25	20,422.75	---
TRMN BLDG REPLC ROOF (Fund 0124)	17.215	3784	1,417,128.00	23,651.75	1,393,476.25	---
TRMN BLDG COOLING TOWER (Fund 0124)	17.215	3787	9,747.00	---	9,747.00	---
MO BLVD HVAC RENO (Fund 0124)	17.215	3791	2,023,909.00	98,195.55	1,925,713.45	---
HOWERTON ROOF REPR (Fund 0124)	17.215	3792	311,520.00	9,300.00	302,220.00	---
ST JOE COOLING TOWER (Fund 0124)	17.215	3793	1,054.00	---	1,054.00	---
EMERGENCY REQUIREMENTS (Fund 0124)	17.215	3797	852,546.00	20,345.78	832,200.22	---
HAZARDOUS MATERIAL (Fund 0124)	17.215	3801	140,951.00	80,925.77	60,025.23	---
UNPROGRAMMED (Fund 0124)	17.215	3802	1,096,545.00	---	1,096,545.00	---
ROOF MANAGEMENT (Fund 0124)	17.215	3808	530,824.00	---	530,824.00	---
PAVING MANAGEMENT (Fund 0124)	17.215	3811	176,339.00	33,866.05	142,472.95	---
STATEWIDE M&R (Fund 0124)	17.215	3813	2,196,429.00	---	2,196,429.00	---
FACILITY ASSESSMENTS (Fund 0124)	17.215	3817	1,800,812.00	---	1,800,812.00	---
ENERGY CONSERVATION PRJ (Fund 0124)	17.215	3819	3,356,432.00	124,940.60	3,231,491.40	---
OLD HEALTH LAB BUILDINGS (Fund 0124)	17.265	3875	950,355.00	77,655.45	872,699.55	---
OPERATIONAL M&R (Fund 0124)	17.220	4033	632,321.00	149,189.22	483,131.78	---
WORKERS COMP FIRE ELECTR (Fund 0124)	17.240	4060	741,804.00	---	741,804.00	---
FMDC ESCO DEBT SERVICE (Fund 0124)	05.190	4468	6,427,600.00	6,000,173.83	---	427,426.17
STWIDE FMRF EXPENDITURE (Fund 0124)	22.030	6535	47,154,459.00	132,701.28	47,021,757.72	---
OPERATIONAL M&R (Fund 0124)	22.030	6946	177,800.00	---	177,800.00	---
UNPROGRAMMED REQUIREMENTS (Fund 0124)	22.030	6947	1,000,000.00	---	1,000,000.00	---



**STATE OF MISSOURI  
SUMMARY OF APPROPRIATION ACTIVITY  
GENERAL FUND - GENERAL REVENUE FUNDS  
FOR THE APPROPRIATION YEAR 2010**

	H.B. No.	Appr. No.	Appropriations	Expenditures and Transfers Out	Biennial Rollovers and Reappropriations to 2011	Lapse of Appropriations
<b><u>Division of General Services</u></b>						
WORKERS' COMP & SIF TAX	05.555	3437	1,465,000.00	1,265,657.43	---	199,342.57
DIV OF GENERAL SERVS PS	05.090	4537	859,990.00	812,591.89	---	47,398.11
DIV OF GENERAL SERVS E&E	05.090	4539	93,634.00	59,388.96	---	34,245.04
WORKERS' COMPENSATION	05.545	4541	25,633,565.00	25,614,914.63	---	18,650.37
STATE PROP PRESERVE PMTS (Fund 0128)	05.100	6747	1.00	---	---	1.00
LEGAL EXPENSE FUND (Fund 0692)	05.120	1214	9,994,435.00	9,994,181.01	---	253.99
<b><u>Division of Personnel</u></b>						
DIV PERSONNEL PS	05.030	0187	2,384,038.00	2,326,070.63	---	57,967.37
DIV PERSONNEL E&E	05.030	0189	102,365.00	101,689.86	---	675.14
<b><u>Division of Purchasing and Materials Management</u></b>						
PURCHASING/MATRL MGMT PS	05.035	0190	1,561,591.00	1,534,850.62	---	26,740.38
PURCHASING/MATRL MGMT E&E	05.035	0193	137,154.00	46,234.29	---	90,919.71
<b><u>Administrative Hearing Commission</u></b>						
ADMIN HEARING COMM PS	05.125	7635	830,647.00	683,689.62	---	146,957.38
ADMIN HEARING COMM E&E	05.125	7636	98,014.00	81,654.80	---	16,359.20
<b><u>Office of Child Advocate</u></b>						
OFFICE CHILD ADVOCATE PS	05.130	6321	137,161.00	126,201.68	---	10,959.32
OFFICE CHILD ADVOCATE E&E	05.130	6322	25,490.00	7,198.98	---	18,291.02
<b><u>Governor's Council on Disability</u></b>						
GOV CNSL ON DISABILITY PS	05.140	6880	168,372.00	168,371.28	---	0.72
GOV CNSL ON DISABILITY EE	05.140	6881	29,351.00	20,732.85	---	8,618.15
<b><u>Missouri Ethics Commission</u></b>						
MO ETHICS COMM E&E	05.150	0127	303,167.00	299,234.35	---	3,932.65
MO ETHICS COMM PS	05.150	0827	892,672.00	809,684.28	---	82,987.72
ETHICS COMMISSION	13.035	3271	83,500.00	83,274.68	---	225.32
<b><u>Board of Fund Commissioners</u></b>						
ESCROW & RELATED EXPENSES	01.010	1323	20,002.00	11,231.88	---	8,770.12

**DEPARTMENT OF AGRICULTURE**

AGRICULTURE LEASING	13.040	1473	290,479.00	290,358.09	---	120.91
AGRICULTURE STATE OWNED	13.040	2437	291,253.00	278,484.84	---	12,768.16
MDA OPERATIONAL M&R (Fund 0124)	17.275	0521	14,546.00	14,527.79	18.21	---
M&R FMRF (Fund 0124)	17.215	0698	72,550.00	19,000.00	53,550.00	---
OPERATIONAL M&R (Fund 0124)	22.030	6946	17,800.00	---	17,800.00	---

**Office of Director**

DIRECTOR'S OFFICE PS	06.005	0233	912,668.00	894,721.13	---	17,946.87
DIRECTOR'S OFFICE E&E	06.005	0235	167,309.00	147,618.00	---	19,691.00
REFUND ACCOUNT	06.005	1887	6,640.00	4,134.11	---	2,505.89

**Division of Animal Health**

ANIMAL HEALTH ADMIN PS	06.070	0244	1,902,919.00	1,774,646.90	---	128,272.10
ANIMAL HEALTH ADMIN E&E	06.070	0247	584,172.00	516,451.00	---	67,721.00
INDEMNITIES	06.075	4388	1.00	---	---	1.00

**Division of Grain Inspection and Warehousing**

GRAIN REGULATORY SVS PS	06.080	0251	685,869.00	658,362.05	---	27,506.95
GRAIN REGULATORY SVS E&E	06.080	0253	111,950.00	111,163.00	---	787.00

**Division of Plant Industries**

PLANT INDUSTRIES PRGM PS	06.090	0254	1,588,996.00	1,468,477.97	---	120,518.03
PLANT INDUSTRIES LAB E&E	06.090	4188	4,850.00	4,278.00	---	572.00
PLANT INDUSTRIES PRGM E&E	06.090	7360	208,053.00	185,377.00	---	22,676.00

**Division of Weights and Measures**

WEIGHTS & MEASURES PS	06.105	0260	954,146.00	875,603.82	---	78,542.18
WEIGHTS & MEASURES E&E	06.105	7361	247,487.00	247,427.12	---	59.88

**State Milk Board**

STATE MILK BOARD PS	06.130	5289	105,528.00	99,063.11	---	6,464.89
STATE MILK BOARD E&E	06.130	5290	19,046.00	15,045.00	---	4,001.00

**Agric Business Development Division**

AGRI MISSOURI PROGRAM PS	06.025	2826	35,963.00	34,884.00	---	1,079.00
ADULT AG EDUCATION PRG	06.035	4273	200,000.00	193,999.99	---	6,000.01
AG&SMALL BUS DEV AUTH E&E	06.040	4289	14,006.00	---	---	14,006.00
AGRI BUSINESS DEV PS	06.020	5277	947,046.00	890,166.70	---	56,879.30
AGRI BUSINESS DEV E&E	06.020	5278	373,082.00	318,756.00	---	54,326.00
AGRI MISSOURI PROGRAM E&E	06.025	8828	156,891.00	120,131.00	---	36,760.00

**Missouri State Fair**

STATE FAIR ADMIN PS	06.110	0269	567,580.00	496,630.87	---	70,949.13
STATE FAIR CAMP GROUNDS	17.285	2985	553,468.00	311,389.69	242,078.31	---
STATE FAIR COLISEUM REPR (Fund 0124)	17.280	0647	30,647.00	8,457.14	22,189.86	---

**STATE OF MISSOURI  
SUMMARY OF APPROPRIATION ACTIVITY  
GENERAL FUND - GENERAL REVENUE FUNDS  
FOR THE APPROPRIATION YEAR 2010**

	H.B. No.	Appr. No.	Appropriations	Expenditures and Transfers Out	Biennial Rollovers and Reappropriations to 2011	Lapse of Appropriations
<b><u>DEPARTMENT OF ECONOMIC DEVELOPMENT</u></b>						
DED LEASING	13.050	1978	81,597.00	80,194.72	---	1,402.28
DED STATE OWNED	13.050	2439	185,733.00	182,129.00	---	3,604.00
FILM COMMISSION PS	07.185	3662	12,672.00	---	---	12,672.00
FILM COMMISSION E&E	07.185	3674	197,278.00	176,908.51	---	20,369.49
DED OPERATIONAL M&R (Fund 0124)	17.355	0565	70,000.00	---	70,000.00	---
DED M&R (Fund 0124)	22.040	6547	1,867,115.00	---	1,867,115.00	---
OPERATIONAL M&R (Fund 0124)	22.030	6946	4,100.00	---	4,100.00	---
<b><u>Administrative Services</u></b>						
ADMINISTRATIVE SVS E&E	07.005	2173	65,427.00	62,599.50	---	2,827.50
ADMINISTRATIVE SVS PS	07.005	3612	459,441.00	354,339.12	---	105,101.88
<b><u>Business and Community Services</u></b>						
MARKETING PS	07.015	2376	313,080.00	247,059.42	---	66,020.58
MARKETING E&E	07.015	2377	961,672.00	733,476.57	---	228,195.43
SALES PS	07.015	2391	784,496.00	646,152.86	---	138,343.14
SALES E&E	07.015	2393	251,395.00	216,940.76	---	34,454.24
FINANCE PS	07.015	2407	561,027.00	548,000.71	---	13,026.29
FINANCE E&E	07.015	2410	92,358.00	83,690.93	---	8,667.07
COMPLIANCE PS	07.015	2416	118,257.00	95,310.24	---	22,946.76
COMPLIANCE E&E	07.015	2422	59,794.00	34,427.82	---	25,366.18
MO COMMUNITY SVS COMM PS	07.110	3641	34,868.00	30,375.26	---	4,492.74
MO ECO RES INFO CNTR PS	07.015	3699	161,339.00	124,216.80	---	37,122.20
MO ECO RES INFO CNTR E&E	07.015	3700	23,485.00	17,803.90	---	5,681.10
DELTA REGIONAL AUTHORITY	07.070	5933	80,784.00	80,784.00	---	---
KIRKSVILLE INNOVATION CNT (Fund 0172)	07.025	0804	175,000.00	100,640.00	---	74,360.00
JOPLIN INNOVATION CENTER (Fund 0172)	07.025	0805	275,000.00	158,148.00	---	116,852.00
COLUMBIA INNOVATION CNT (Fund 0172)	07.025	0928	250,750.00	144,203.00	---	106,547.00
KC INNOVATION CNT (Fund 0172)	07.025	1801	150,000.00	86,263.00	---	63,737.00
ST JOE INNOVATION CNT (Fund 0172)	07.025	2624	150,000.00	86,263.00	---	63,737.00
SPRINGFIELD INNOVATION CT (Fund 0172)	07.025	3418	150,000.00	86,263.00	---	63,737.00
MO MANF EXT PARTNERSHIP (Fund 0172)	07.025	3626	2,052,089.00	403,914.00	---	1,648,175.00
WARRENSBURG INVT CNT (Fund 0172)	07.025	3774	150,000.00	86,263.00	---	63,737.00
ROLLA INNOVATION CENTER (Fund 0172)	07.025	7070	225,056.00	129,426.00	---	95,630.00
SE MO INNOVATION CENTER (Fund 0172)	07.025	7071	225,000.00	129,394.00	---	95,606.00
ST. LOUIS INNOVATION CNT (Fund 0172)	07.025	7072	500,000.00	287,541.00	---	212,459.00
MO JOB CREATION & FED M PAY (Fund 0966)	22.029	6699	50,000,000.00	---	50,000,000.00	---

**Workforce Development**

WORKFORCE AUTISM	07.135	0932	200,000.00	193,883.81	---	6,116.19
UPGRADES DEVICE PROJECT	17.360	3640	625,000.00	229,268.16	395,731.84	---
JOB TRAINING	07.145	6325	1,978,912.00	1,819,545.00	---	159,367.00

**Office of Public Counsel**

OFC OF PUBLIC COUNSEL PS	07.205	1031	649,512.00	602,713.61	---	46,798.39
OFC OF PUBLIC COUNSEL E&E	07.205	2202	231,297.00	129,812.77	---	101,484.23

**Missouri Council on the Arts**

PUBLIC TELEVISION GRANTS	07.115	1676	45,000.00	39,150.00	---	5,850.00
MO HUMANITIES COUNCIL (Fund 0177)	07.115	7276	250,000.00	250,000.00	---	---

**DEPARTMENT OF ELEMENTARY AND SECONDARY EDUCATION**

DESE LEASING	13.005	1033	362,396.00	362,396.00	---	---
DESE INSTIT	13.005	2124	2,655,491.00	2,603,987.00	---	51,504.00
DESE STATE OWNED	13.005	2432	452,780.00	436,807.44	---	15,972.56
M&R FMRF (Fund 0124)	17.215	0698	97,190.00	25,287.50	71,902.50	---
ROOF MANAGEMENT (Fund 0124)	17.215	3808	20,405.00	20,404.12	0.88	---
DESE M&R (Fund 0124)	22.040	6545	4,980,490.00	19,607.76	4,960,882.24	---

**Administration**

SCHOOL FOOD SERVICES	02.025	0495	3,412,151.00	3,412,151.00	---	---
DIV OF GENERAL ADMIN PS	02.005	0537	2,015,162.00	1,936,207.00	---	78,955.00
DIV OF GENERAL ADMIN E&E	02.005	2294	57,706.00	48,956.00	---	8,750.00

**Division of School Improvement**

A+ SCHOOLS PROGRAM	02.092	0108	3,477,076.00	1,233,630.63	---	2,243,445.37
PERFORM BASED ASSESSMENT	02.095	2536	368,867.00	357,801.00	---	11,066.00
SCHOOL IMPROVEMENT PS	02.050	4955	1,288,801.00	1,108,454.00	---	180,347.00
SCHOOL IMPROVEMENT E&E	02.050	4956	118,273.00	105,350.00	---	12,923.00

**Division of Career Education**

COLUMBIA VOC ED FAC	17.010	1355	1,874,773.00	745,567.00	1,129,206.00	---
CARTHAGE AREA CAREER CNT	17.010	1384	2,034,896.00	2,034,896.00	---	---
WAYNESVILLE AREA CAR CNT	17.010	1385	114,468.00	114,468.00	---	---
CHILLICOTHE CAREER CNT	17.010	3556	1,137,500.00	1,034,886.00	102,614.00	---
CAREER EDUCATION PS	02.050	4967	1,337,180.00	1,211,877.00	---	125,303.00
CAREER EDUCATION E&E	02.050	4968	141,341.00	133,055.00	---	8,286.00
ADULT ED & LITERACY	02.195	9427	4,530,849.00	4,394,924.00	---	135,925.00

**STATE OF MISSOURI  
SUMMARY OF APPROPRIATION ACTIVITY  
GENERAL FUND - GENERAL REVENUE FUNDS  
FOR THE APPROPRIATION YEAR 2010**

	H.B. No.	Appr. No.	Appropriations	Expenditures and Transfers Out	Biennial Rollovers and Reappropriations to 2011	Lapse of Appropriations
<b><u>Division of Special Education</u></b>						
BOARD OPERATED PS	02.015	0015	28,671,665.00	27,798,811.00	---	872,854.00
SHELTERED WORKSHOPS	02.230	0498	24,786,000.00	24,042,420.00	---	743,580.00
BLIND STUDENT LITERACY	02.240	1861	237,950.00	230,810.99	---	7,139.01
BOARD OPERATED E&E	02.015	2298	14,684,647.00	13,832,045.45	---	852,601.55
COMM FOR THE DEAF E&E	02.265	2322	39,748.00	34,090.11	---	5,657.89
DFS/DMH SCHOOL PLACEMENTS	02.225	2542	2,330,731.00	2,330,731.00	---	---
APPRAISALS AND SURVEYS	17.230	2879	2,500.00	375.00	2,125.00	---
SPECIAL OLYMPICS	02.255	2998	100,000.00	97,000.00	---	3,000.00
FIRST STEPS	02.220	4112	16,740,703.00	16,238,482.00	---	502,221.00
SPECIAL EDUCATION PS	02.050	4973	194,453.00	163,728.00	---	30,725.00
SPECIAL EDUCATION E&E	02.050	4974	53,946.00	50,807.00	---	3,139.00
HIGH NEED FUND	02.215	7326	1,421,563.00	1,421,563.00	---	---
COMM FOR THE DEAF PS	02.265	9919	194,944.00	187,747.38	---	7,196.62
BW ROBINSON FIRE ALARM (Fund 0124)	17.005	0232	85,821.00	---	85,821.00	---
BW SHEPARD HVAC (Fund 0124)	17.005	0298	842,299.00	854.56	841,444.44	---
BOONSLICK FIRE ALARM (Fund 0124)	17.005	0299	345,967.00	13,937.42	332,029.58	---
COLLEGE VIEW FIRE ELECTR (Fund 0124)	17.005	0300	1,096,224.00	23,029.47	1,073,194.53	---
CURRENT RIVER FIRE ELECTR (Fund 0124)	17.005	0301	227,118.00	9,640.00	217,478.00	---
EW THOMPSON FIRE ELECTR (Fund 0124)	17.005	0444	388,266.00	15,815.29	372,450.71	---
GATEWAY FIRE ALARM SYS (Fund 0124)	17.005	0445	549,428.00	8,840.75	540,587.25	---
GREENE VALLEY HVAC (Fund 0124)	17.005	0482	470,678.00	7,292.40	463,385.60	---
GREENE VALLEY FIRE ELECTR (Fund 0124)	17.005	0483	402,137.00	7,287.06	394,849.94	---
LAKEVIEW WOODS PLUMBING (Fund 0124)	17.005	0488	17,443.00	6,944.00	10,499.00	---
MAPAVILLE FIRE ALARM (Fund 0124)	17.005	0489	143,858.00	8,803.74	135,054.26	---
MARSHALL FIRE ELECTR (Fund 0124)	17.005	0502	409,973.00	10,550.16	399,422.84	---
MARSHALL REPAIR EXTR (Fund 0124)	17.005	0503	22,791.00	59.04	22,731.96	---
MSD ELECTRICAL (Fund 0124)	17.005	0504	80,508.00	47,730.89	32,777.11	---
MSD OUTDOOR TRACK (Fund 0124)	17.005	0505	88,754.00	---	88,754.00	---
MSD REPAIR EXTR VARIOUS (Fund 0124)	17.005	0508	3,976.00	---	3,976.00	---
MSD REPR STARK ELECTRICAL (Fund 0124)	17.005	0509	113,425.00	---	113,425.00	---
NEVADA FIRE ELECTR (Fund 0124)	17.005	0510	318,874.00	7,105.69	311,768.31	---
NEW DAWN FIRE ELECTR (Fund 0124)	17.005	0516	462,096.00	11,650.00	450,446.00	---
OAKVIEW FIRE ELECTR (Fund 0124)	17.005	0517	347,096.00	8,631.38	338,464.62	---
SHADY GROVE FIRE ELECTR (Fund 0124)	17.005	0518	293,990.00	17,370.00	276,620.00	---
SPECIAL ACRES FIRE ELECTR (Fund 0124)	17.005	0519	153,226.00	---	153,226.00	---
AUTUMN HILL FIRE ALARM (Fund 0124)	17.005	1132	169,619.00	6,048.10	163,570.90	---

**Division of Teacher Quality and Urban**

COURT ORDERED PAYMENTS	02.010	0944	9,000,000.00	9,000,000.00	---	---
TEACHER QUALITY/URBAN PS	02.050	4979	900,453.00	788,174.00	---	112,279.00
TEACHER QUALITY/URBAN E&E	02.050	4980	65,806.00	60,370.00	---	5,436.00

**Division of Vocational Rehabilitation**

VOCATIONAL REHAB GRANT	02.170	0506	13,021,105.00	12,822,541.00	---	198,564.00
INDEPENDENT LIVING CNTRS	02.180	8908	3,188,838.00	2,774,288.94	---	414,549.06

**DEPARTMENT OF HIGHER EDUCATION**

HIGHER EDUCATION LEASING	13.010	6087	111,997.00	106,764.19	---	5,232.81
--------------------------	--------	------	------------	------------	-----	----------

**Higher Education Administration**

COORDINATION ADMIN PS	03.005	0438	531,658.00	486,736.84	---	44,921.16
MIDWEST HIGHER ED. COMM	03.015	0459	95,000.00	95,000.00	---	---
COORDINATION ADMIN E&E	03.005	2167	277,391.00	172,500.76	---	104,890.24
GRANT & SCHLSHP ADMIN E&E	03.005	2168	38,271.00	20,543.10	---	17,727.90
CROWDER COLLEGE	03.155	2489	3,882,011.00	3,765,551.00	---	116,460.00
EAST CENTRAL COLLEGE	03.155	2493	4,801,808.00	4,657,754.00	---	144,054.00
JEFFERSON COLLEGE	03.155	2495	6,828,840.00	6,623,975.00	---	204,865.00
METROPOLITAN COM COLLEGE	03.155	2497	28,717,393.00	27,855,871.00	---	861,522.00
MINERAL AREA COLLEGE	03.155	2499	4,526,780.00	4,390,977.00	---	135,803.00
MOBERLY AREA COM COLLEGE	03.155	2501	4,504,894.00	4,369,747.00	---	135,147.00
NORTH CENTRAL MO COLLEGE	03.155	2503	2,314,231.00	2,244,804.00	---	69,427.00
OZARKS TECH COM COLLEGE	03.155	2508	8,681,221.00	8,420,784.00	---	260,437.00
ST CHARLES CNTY COM COL	03.155	2512	6,449,907.00	6,256,410.00	---	193,497.00
ST LOUIS COM COLLEGE	03.155	2515	41,359,045.00	40,118,273.00	---	1,240,772.00
STATE FAIR COM COLLEGE	03.155	2517	4,885,248.00	4,738,691.00	---	146,557.00
THREE RIVERS COM COLLEGE	03.155	2519	3,893,706.00	3,776,895.00	---	116,811.00
CROWDER COLLEGE M&R	03.155	3171	226,152.00	219,367.00	---	6,785.00
EAST CENTRAL COLLEGE M&R	03.155	3172	164,952.00	160,003.00	---	4,949.00
JEFFERSON COLLEGE M&R	03.155	3174	393,625.00	381,816.00	---	11,809.00
METROPOLITAN COLLEGE M&R	03.155	3177	1,360,694.00	1,319,873.00	---	40,821.00
MINERAL AREA COLLEGE M&R	03.155	3181	236,334.00	229,244.00	---	7,090.00
MOBERLY AREA COLLEGE M&R	03.155	3182	156,516.00	151,821.00	---	4,695.00
NORTH CENTRAL COLLEGE M&R	03.155	3183	57,103.00	55,390.00	---	1,713.00
OZARKS TECH COLLEGE M&R	03.155	3190	234,232.00	227,205.00	---	7,027.00
ST CHARLES COLLEGE M&R	03.155	3191	219,715.00	213,124.00	---	6,591.00
ST LOUIS COLLEGE M&R	03.155	3199	1,629,709.00	1,580,818.00	---	48,891.00
STATE FAIR COLLEGE M&R	03.155	3200	220,425.00	213,812.00	---	6,613.00
THREE RIVERS COLLEGE M&R	03.155	3203	141,041.00	136,810.00	---	4,231.00
GRANT & SCHLSHP ADMIN PS	03.005	3857	102,152.00	93,912.17	---	8,239.83
VIETNAM SURVIVOR SCHLSHIP	03.065	3860	50,000.00	24,614.00	---	25,386.00
MIN ENIVRM LITERACY PRG	03.110	4550	32,964.00	31,963.50	---	1,000.50
PROPRIETARY SCH ADMIN PS	03.005	6293	150,658.00	139,399.60	---	11,258.40
PROPRIETARY SCH ADMIN E&E	03.005	6294	26,492.00	15,698.06	---	10,793.94
PUBLIC SERVICE GRANT PRGM	03.060	8349	100,000.00	71,536.76	---	28,463.24

**STATE OF MISSOURI  
SUMMARY OF APPROPRIATION ACTIVITY  
GENERAL FUND - GENERAL REVENUE FUNDS  
FOR THE APPROPRIATION YEAR 2010**

	H.B. No.	Appr. No.	Appropriations	Expenditures and Transfers Out	Biennial Rollovers and Reappropriations to 2011	Lapse of Appropriations
<b><u>State Colleges and Universities</u></b>						
MO KIDNEY PROGRAM	03.245	0632	3,615,097.00	2,560,870.00	---	1,054,227.00
STATE HISTORICAL SOCIETY	03.250	0643	1,457,605.00	1,090,913.00	---	366,692.00
INSTITUTE OF MENTAL HLTH	03.240	0644	1,655,892.00	986,630.00	---	669,262.00
MO STATE UNIVERSITY	03.175	0645	72,405,898.00	70,233,721.00	---	2,172,177.00
UNIVERSITY OF CENTRAL MO	03.165	0649	48,114,949.00	46,671,501.00	---	1,443,448.00
SOUTHEAST MO STATE UNIV	03.170	0650	39,225,325.00	38,048,565.00	---	1,176,760.00
TRUMAN STATE UNIVERSITY	03.185	0652	36,408,602.00	35,316,344.00	---	1,092,258.00
NORTHWEST MO STATE UNIV	03.190	0656	26,851,617.00	26,046,068.00	---	805,549.00
MO SOUTHERN ST UNIVERSITY	03.195	0659	20,803,531.00	20,179,425.00	---	624,106.00
MO WESTERN ST UNIVERSITY	03.200	0660	19,020,875.00	18,450,249.00	---	570,626.00
LINCOLN UNIVERSITY	03.180	0661	16,049,762.00	15,568,269.00	---	481,493.00
UNIV OF MO MORENET	03.220	1038	11,479,151.00	5,399,458.00	---	6,079,693.00
UNIV OF MISSOURI CAMPUSES	03.210	2304	364,833,842.00	353,888,828.00	---	10,945,014.00
HOSPITAL AND CLINICS	03.225	2305	12,525,825.00	9,018,594.00	---	3,507,231.00
MO REHABILITATION CENTER	03.230	2691	11,486,522.00	10,067,600.00	---	1,418,922.00
LINN STATE TECH COLLEGE	03.160	2733	4,119,636.00	3,996,047.00	---	123,589.00
THOMPSON CNTR FOR AUTISM	17.180	3152	4,943,958.00	3,397,450.00	1,546,508.00	---
HARRIS STOWE ST UNIV	03.205	3426	8,769,235.00	8,506,158.00	---	263,077.00
MO AG EXPERIMENT STATION	17.200	3588	1,605,954.00	912,617.00	693,337.00	---
UMC TELEMEDICINE	03.215	3775	378,000.00	152,616.00	---	225,384.00
MSU ENGINEERING EQUIP-LAB	17.160	4246	54,697.00	54,697.00	---	---
<b><u>DEPARTMENT OF HEALTH AND SENIOR SERVICES</u></b>						
HEALTH STATE OWNED	13.095	2453	686,191.00	666,850.78	---	19,340.22
HEALTH LEASING	13.095	4181	1,960,909.00	1,905,847.95	---	55,061.05
REFUNDS	10.620	7328	39,838.00	39,837.16	---	0.84
<b><u>Office of the Director</u></b>						
DIRECTOR'S OFFICE E&E	10.600	3914	34,912.00	33,244.00	---	1,668.00
DIRECTOR'S OFFICE PS	10.600	8443	1,012,649.00	903,258.27	---	109,390.73
<b><u>Administration</u></b>						
ADMIN SHARED EXPENSES E&E	10.605	6805	44,295.00	32,465.94	---	11,829.06
DIVISION OF ADMIN PS	10.605	7693	331,704.00	320,501.81	---	11,202.19
DIVISION OF ADMIN E&E	10.605	7694	255,372.00	161,526.00	---	93,846.00

**Missouri Health Facilities Review**

MHFRC PS	10.730	4176	125,327.00	121,319.32	---	4,007.68
MHFRC E&E	10.730	4177	11,099.00	6,313.77	---	4,785.23

**Division of Community and Public Health**

PUBLIC HEALTH LAB PS	10.675	0219	1,665,620.00	1,545,842.00	---	119,778.00
PUBLIC HEALTH LAB E&E	10.675	0220	625,726.00	557,521.00	---	68,205.00
HEAD INJURY SERVICES	10.645	0262	876,676.00	844,765.00	---	31,911.00
DIV COMM&PUBLIC HLTH PS	10.635	1215	6,862,369.00	6,248,772.08	---	613,596.92
DIV COMM&PUBLIC HLTH E&E	10.635	1216	883,323.00	879,963.05	---	3,359.95
DIV COMM&PUBLIC HLTH PROG	10.645	1255	2,378,296.00	2,306,946.10	---	71,349.90
MEDICATIONS	10.645	1492	4,526,156.00	4,526,156.00	---	---
HEALTH LAB MEDICAID E&E	10.675	1929	14,882.00	14,298.00	---	584.00
DCPH MEDICAID PS	10.635	1962	612,034.00	605,072.48	---	6,961.52
DCPH MEDICAID E&E	10.635	1963	66,309.00	32,718.57	---	33,590.43
DCPH PROG MEDICAID	10.645	1968	57,500.00	51,057.35	---	6,442.65
CSHCN PROG MEDICAID	10.645	1998	133,480.00	129,476.00	---	4,004.00
HEAD INJRY SVS MEDICAID	10.645	1999	187,022.00	187,021.46	---	0.54
CORE PUBLIC HLT FUNCTIONS	10.640	3944	9,019,586.00	7,728,193.66	---	1,291,392.34
ALTERNATIVES TO ABORTION	10.655	4576	1,949,512.00	1,490,815.94	---	458,696.06
OFC OF MINORITY HLTH PS	10.665	7144	209,920.00	162,657.05	---	47,262.95
OFC OF MINORITY HLTH E&E	10.665	7145	485,336.00	418,234.81	---	67,101.19
MINORITY HLTH & AGING PRG	10.665	7148	165,707.00	79,285.11	---	86,421.89
GENETICS PROGRAM	10.645	7731	1,037,179.00	1,006,063.19	---	31,115.81
CHILD W/SPECIAL NEEDS	10.645	9419	886,429.00	859,836.00	---	26,593.00

**Division of Senior and Disability Service**

NON-MEDICAID PAS E&E	10.685	0934	1,080,796.00	907,631.62	---	173,164.38
DIV SENIOR&DISABILITY PS	10.680	1258	1,229,446.00	1,085,953.24	---	143,492.76
DIV SENIOR&DISABILITY E&E	10.680	1259	266,146.00	80,318.48	---	185,827.52
DSDS MEDICAID PS	10.680	2009	6,575,929.00	6,000,427.27	---	575,501.73
DSDS MEDICAID E&E	10.680	2010	461,593.00	366,178.24	---	95,414.76
IN HOME SVS PGR MEDICAID	10.690	2028	172,438,881.00	172,438,881.00	---	---
ALZHEIMER'S SERVICE	10.695	2907	539,564.00	341,212.49	---	198,351.51
HOME & COMMUNITY SVS PRGM	10.685	3383	8,391,269.00	4,996,201.37	---	3,395,067.63
AAA CONTRACTS	10.700	4519	9,480,540.00	7,772,428.00	---	1,708,112.00
AAA GRANTS	10.705	4522	1,608,681.00	1,505,500.00	---	103,181.00

**Division of Regulation and Licensure**

DIV OF REG&LICENSURE PS	10.720	1263	8,395,881.00	6,506,555.63	---	1,889,325.37
DIV OF REG&LICENSURE E&E	10.720	1264	769,659.00	614,795.78	---	154,863.22
DRL MEDICIAD PS	10.720	2015	1,388,191.00	1,272,237.58	---	115,953.42
DRL MEDICAID E&E	10.720	2016	162,021.00	60,949.73	---	101,071.27



**STATE OF MISSOURI  
SUMMARY OF APPROPRIATION ACTIVITY  
GENERAL FUND - GENERAL REVENUE FUNDS  
FOR THE APPROPRIATION YEAR 2010**

	H.B. No.	Appr. No.	Appropriations	Expenditures and Transfers Out	Biennial Rollovers and Reappropriations to 2011	Lapse of Appropriations
<b><u>DEPARTMENT OF TRANSPORTATION</u></b>						
ELDRLY&DISAB TRAN ASSTIST	04.255	2765	1,592,172.00	1,146,364.00	---	445,808.00
TRANSIT FUNDS FOR STATE	04.245	2817	3,200,751.00	2,784,653.00	---	416,098.00
PEMISCOT COUNTY PORT AUTH	17.205	3158	1,652,507.00	1,060,149.02	592,357.98	---
HOWARD COOPER COUNTY PORT	17.205	3160	84,000.00	60,082.25	23,917.75	---
AMTRAK	17.210	3606	5,000,000.00	3,816,423.59	1,183,576.41	---
NEW BOURBON REGIONAL PORT	17.205	4097	469,722.00	31,066.66	438,655.34	---
NEW MADRID COUNTY PORT	17.205	4098	57,280.00	57,280.00	---	---
SOUTHEAST REGIONAL PORT	17.205	4099	367,759.00	367,759.00	---	---
CITY OF ST LOUIS PORT	17.205	4100	97,268.00	97,268.00	---	---
ST JOSEPH PORT	17.205	4101	183,944.00	86,176.10	97,767.90	---
STATE MATCH FOR AMTRAK	04.290	4265	3,500,000.00	2,375,000.00	---	1,125,000.00
<b><u>DEPARTMENT OF LABOR AND INDUSTRIAL RELATIONS</u></b>						
DOLIR STATE OWNED	13.060	2440	57,831.00	57,831.00	---	---
DOLIR LEASING	13.060	3229	7,539.00	7,539.00	---	---
DOLIR OPERATIONAL M&R (Fund 0124)	17.365	0571	120,000.00	---	120,000.00	---
DOLIR M&R (Fund 0124)	22.040	6548	445,063.00	---	445,063.00	---
OPERATIONAL M&R (Fund 0124)	22.030	6946	7,100.00	---	7,100.00	---
<b><u>Division of Labor Standards</u></b>						
ON-SITE CONSULTATIONS/LS	07.825	0596	68,636.00	66,577.00	---	2,059.00
MINE SAFETY TRNG PRGM	07.830	0597	54,358.00	52,727.00	---	1,631.00
ADMINISTRATION/LS PS	07.820	0683	879,949.00	772,631.72	---	107,317.28
ADMINISTRATION/LS E&E	07.820	0685	69,940.00	63,201.34	---	6,738.66
<b><u>Division of Workers' Compensation</u></b>						
LINE OF DUTY COMP E&E (Fund 0939)	14.065	5544	1.00	---	---	1.00
<b><u>State Board of Mediation</u></b>						
BOARD OF MEDIATION PS	07.835	0598	86,603.00	86,211.88	---	391.12
BOARD OF MEDIATION E&E	07.835	2324	34,965.00	34,450.11	---	514.89
<b><u>Commission on Human Rights</u></b>						
COMM ON HUMAN RIGHTS PS	07.900	5995	618,627.00	534,892.48	---	83,734.52
COMM ON HUMAN RIGHTS E&E	07.900	5997	22,312.00	16,853.00	---	5,459.00

**Labor and Industrial Relations Commission**

INDUSTRIAL COMMISSION PS	07.815	3092	8,680.00	7,996.40	---	683.60
INDUSTRIAL COMMISSION E&E	07.815	3093	1,202.00	1,073.00	---	129.00

**DEPARTMENT OF MENTAL HEALTH**

MENTAL HEALTH LEASING	13.090	0655	2,264,873.00	1,716,692.62	---	548,180.38
MENTAL HEALTH INSTIT	13.090	2096	13,326,847.00	13,038,668.00	---	288,179.00
MENTAL HEALTH STATE OWNED	13.090	2450	415,584.00	415,584.00	---	---
REFUNDS	10.035	5519	77,603.00	77,048.32	---	554.68
DMH OPERATIONAL M&R (Fund 0124)	17.530	0593	1,725,002.00	477,144.70	1,247,857.30	---
M&R FMRF (Fund 0124)	17.215	0698	366,022.00	122,729.61	243,292.39	---
DMH M&R (Fund 0124)	22.040	6552	8,937,799.00	---	8,937,799.00	---

**Office of the Director**

DIRECTOR'S OFFICE PS	10.005	0669	542,687.00	523,158.68	---	19,528.32
DIRECTOR'S OFFICE E&E	10.005	2043	37,611.00	14,655.00	---	22,956.00
HOUSING	10.060	2792	300,000.00	152,487.98	---	147,512.02
STAFF TRAINING	10.030	4170	727,288.00	368,010.02	---	359,277.98
OPERATIONAL SUPPORT PS	10.025	5307	4,796,302.00	4,618,467.00	---	177,835.00
OPERATIONAL SUPPORT E&E	10.025	5310	807,747.00	453,266.00	---	354,481.00

**Division of Alcohol and Drug Abuse**

ADA TREATMENT-MEDICAID MT	10.110	2040	6,234,957.00	6,234,956.83	---	0.17
ADA TREATMENT SVS E&E	10.110	2050	3,886,486.00	3,673,909.00	---	212,577.00
ADA ADMIN PS	10.100	2149	1,007,911.00	909,318.00	---	98,593.00
ADA ADMIN E&E	10.100	2150	34,582.00	24,299.00	---	10,283.00
PREVENTION & EDU SVS PS	10.105	2649	25,973.00	23,894.83	---	2,078.17
ADA TREATMENT SERVICES	10.110	4147	22,292,077.00	21,020,020.00	---	1,272,057.00
ADA TREATMENT SVS PS	10.110	4148	1,060,040.00	877,140.00	---	182,900.00
COMMUNITY 2000	10.105	4649	502,732.00	487,650.00	---	15,082.00

**Division of Comprehensive Psychiatric Services**

MEDICATION COST INCREASES	10.235	0373	11,272,508.00	10,881,281.00	---	391,227.00
MID MO MHC YOUTH SVS PS	10.325	0677	120,088.00	115,585.00	---	4,503.00
PRN NURSING POOL PS	10.205	0994	3,117,948.00	2,880,211.00	---	237,737.00
PRN NURSING POOL E&E	10.205	0995	296,665.00	260,660.78	---	36,004.22
ADULT COMMUNITY PRGM PS	10.210	1479	56,250.00	24,982.00	---	31,268.00
YOUTH COMMUNITY PRGM PS	10.225	1481	109,384.00	106,101.77	---	3,282.23
HOMELESS MENTALLY ILL	10.210	1685	496,047.00	481,166.00	---	14,881.00
CPS ADMIN PS	10.200	1844	606,188.00	588,002.00	---	18,186.00
CPS ADMIN E&E	10.200	1845	100,231.00	45,758.00	---	54,473.00
CIVIL COMM LEGAL FEES	10.215	1864	774,099.00	774,099.00	---	---
OA CIVIL COMM LEGAL FEES	10.215	1865	132,550.00	126,720.00	---	5,830.00
FORENSIC SUPPORT SVS PS	10.220	1866	721,261.00	699,183.34	---	22,077.66
FORENSIC SUPPORT SVS E&E	10.220	1867	79,173.00	36,776.00	---	42,397.00

**STATE OF MISSOURI  
SUMMARY OF APPROPRIATION ACTIVITY  
GENERAL FUND - GENERAL REVENUE FUNDS  
FOR THE APPROPRIATION YEAR 2010**

	H.B. No.	Appr. No.	Appropriations	Expenditures and Transfers Out	Biennial Rollovers and Reappropriations to 2011	Lapse of Appropriations
ADULT COMMUNITY PRGM E&E	10.210	2052	398,591.00	311,325.00	---	87,266.00
ADULT COMMUNITY PROGRAM	10.210	2053	45,368,304.00	42,776,562.00	---	2,591,742.00
YOUTH COMMUNITY PRGM E&E	10.225	2056	82,087.00	61,421.00	---	20,666.00
YOUTH COMMUNITY PROGRAM	10.225	2057	13,772,943.00	13,379,621.00	---	393,322.00
FULTON STATE HOSPITAL E&E	10.300	2061	8,548,257.00	8,541,307.00	---	6,950.00
NW MO PSY REHAB CTR E&E	10.305	2063	1,898,854.00	1,797,899.00	---	100,955.00
STL PSY REHAB CTR E&E	10.310	2064	2,820,523.00	2,802,100.00	---	18,423.00
SW MO PSY REHAB CTR E&E	10.315	2065	684,427.00	664,118.00	---	20,309.00
COTTONWOOD TRMT CTR E&E	10.355	2066	331,026.00	317,785.00	---	13,241.00
HAWTHORN PSY HOSPTL E&E	10.350	2067	918,807.00	884,831.00	---	33,976.00
METRO STL PSY CTR E&E	10.320	2068	3,452,812.00	3,067,344.00	---	385,468.00
MID MO MHC YOUTH SVS E&E	10.325	2069	30,022.00	30,022.00	---	---
ADULT COM PRG-MEDICAID MT	10.210	2070	41,052,131.00	41,052,129.87	---	1.13
YOUTH COM PRG-MEDICAID MT	10.225	2071	9,610,427.00	9,610,425.40	---	1.60
MID MISSOURI MHC E&E	10.325	2077	97,275.00	97,275.00	---	---
SOUTHEAST MO MHC E&E	10.330	2083	2,666,655.00	2,561,614.00	---	105,041.00
WEST MO MHC YOUTH SVS E&E	10.340	2088	578,255.00	377,668.13	---	200,586.87
WESTERN MO MHC E&E	10.340	2090	1,589,274.00	1,290,615.00	---	298,659.00
SEMO MHC-MSOTC PS	10.330	2229	11,430,951.00	10,744,431.68	---	686,519.32
SEMO MHC-MSOTC E&E	10.330	2246	3,138,342.00	3,014,302.00	---	124,040.00
LOSS OF BENEFITS (NGRI)	10.240	2454	913,685.00	886,274.00	---	27,411.00
REMEDIAION FUEL SPILL	17.535	2890	342,959.00	6,485.34	336,473.66	---
MSOTC RENOVATION OF WARDS	17.540	2893	1,799,746.00	141,917.46	1,657,828.54	---
FSH SITE MASTERPLAN STUDY	17.550	3021	16,540.00	---	16,540.00	---
SEMO MHC-MSOTC OVERTIME	10.330	3206	170,698.00	165,577.00	---	5,121.00
WEST MO MHC YOUTH SVS PS	10.340	3909	489,805.00	---	---	489,805.00
SW MO PSY REHAB CTR PS	10.315	4157	2,262,860.00	2,186,810.38	---	76,049.62
HEALTHCARE TECHNOLOGY E&E	10.025	4169	723,350.00	660,681.00	---	62,669.00
FULTON ST HOS MEDICAID EE	10.300	4491	75,000.00	72,750.00	---	2,250.00
HEALTHCARE TECHNOLOGY PS	10.025	6978	60,000.00	60,000.00	---	---
OVERTIME PAY PS	10.010	7031	1,410,617.00	1,368,298.00	---	42,319.00
FULTON ST HOSP OVERTIME	10.300	7187	1,641,681.00	1,592,431.00	---	49,250.00
NW MO PSY REHAB OVERTIME	10.305	7188	223,622.00	214,156.72	---	9,465.28
STL PSY REHAB OVERTIME	10.310	7190	394,414.00	382,582.00	---	11,832.00
SW MO PYS REHAB OVERTIME	10.315	7192	18,744.00	18,182.00	---	562.00
HAWTHORN HOSP OVERTIME	10.350	7193	123,515.00	119,810.00	---	3,705.00
COTTONWOOD TRMT OVERTIME	10.355	7195	55,931.00	54,253.00	---	1,678.00
METRO STL PSY OVERTIME	10.320	7197	89,394.00	86,712.00	---	2,682.00

SE MO MHC OVERTIME	10.330	7201	282,138.00	273,673.99	---	8,464.01
WESTERN MO MHC OVERTIME	10.340	7202	509,177.00	493,902.00	---	15,275.00
SEMO - PUB BLDG	10.335	7520	55,593.00	55,593.00	---	---
FULTON STATE HOSPITAL PS	10.300	9381	43,389,171.00	42,291,328.08	---	1,097,842.92
NW MO PSY REHAB CTR PS	10.305	9384	10,200,847.00	9,871,097.00	---	329,750.00
STL PSY REHAB CTR PS	10.310	9385	16,730,100.00	16,104,166.77	---	625,933.23
COTTONWOOD TRMT CTR PS	10.355	9386	957,870.00	925,566.00	---	32,304.00
HAWTHORN PSY HOSPTL PS	10.350	9387	5,848,160.00	5,652,901.78	---	195,258.22
METRO STL PSY CTR PS	10.320	9391	11,360,329.00	10,533,446.72	---	826,882.28
MID MISSOURI MHC PS	10.325	9393	389,101.00	374,510.00	---	14,591.00
SOUTHEAST MO MHC PS	10.330	9394	17,739,563.00	17,440,762.77	---	298,800.23
WESTERN MO MHC PS	10.340	9395	11,832,777.00	11,832,777.00	---	---
CGH SPRINKLER SYSTEM (Fund 0124)	17.545	0867	51,176.00	7,760.00	43,416.00	---
FSH FIRE ALARM SYS VAR (Fund 0124)	17.545	0869	283,649.00	283,649.00	---	---
FSH UPGRADE FIRE PROTECT (Fund 0124)	17.545	0871	1,086,717.00	860,003.57	226,713.43	---
FSH ELECTR RENO VARIOUS (Fund 0124)	17.545	0873	1,046,394.00	875,155.66	171,238.34	---
FSH EXTERIOR REPRS TUCKPT (Fund 0124)	17.545	0875	1,345.00	---	1,345.00	---
FSH REPLACE REPR ELEVATOR (Fund 0124)	17.545	0877	41,660.00	---	41,660.00	---
FSH AIR HANDLING SYS VAR (Fund 0124)	17.545	0879	112,469.00	---	112,469.00	---
HCPH REPLACE HVAC MAIN (Fund 0124)	17.545	0880	245,659.00	59,562.29	186,096.71	---
SEMMHC MECHANICAL RENO (Fund 0124)	17.545	0883	265,965.00	265,965.00	---	---
STLPRC REPAIR ROOF MAIN (Fund 0124)	17.545	0885	97,188.00	3,739.50	93,448.50	---
STLPRC REPLACE CHILLER (Fund 0124)	17.545	0893	771,435.00	87,934.53	683,500.47	---
STLPRC EMER GENERATOR (Fund 0124)	17.545	0894	272,319.00	225,557.77	46,761.23	---
STLPRC REPAIR STEAM LINES (Fund 0124)	17.545	0895	381,655.00	372,432.45	9,222.55	---
BBGH ROOF (Fund 0124)	17.545	1211	49,495.00	1,687.50	47,807.50	---
TCE ROOF (Fund 0124)	17.545	1322	49,495.00	1,687.50	47,807.50	---
OPERATIONAL M&R (Fund 0124)	22.030	6946	314,200.00	---	314,200.00	---

**Division of Developmental Disabilities**

ALBANY RC PS	10.500	0460	710,657.00	667,448.92	---	43,208.08
CENTRAL MO RC PS	10.505	0461	874,329.00	779,059.62	---	95,269.38
HANNIBAL RC PS	10.510	0462	757,520.00	693,277.52	---	64,242.48
JOPLIN RC PS	10.515	0463	900,649.00	781,732.44	---	118,916.56
KANSAS CITY RC PS	10.520	0464	1,303,275.00	1,144,748.00	---	158,527.00
KIRKSVILLE RC PS	10.525	0466	546,876.00	484,814.82	---	62,061.18
POPLAR BLUFF RC PS	10.530	0467	761,733.00	705,216.53	---	56,516.47
ROLLA RC PS	10.535	0468	774,867.00	744,896.00	---	29,971.00
SIKESTON RC PS	10.540	0469	753,522.00	724,259.88	---	29,262.12
SPRINGFIELD RC PS	10.545	0470	999,094.00	917,459.96	---	81,634.04
ST LOUIS RC PS	10.550	0471	2,880,670.00	2,808,382.01	---	72,287.99
BELLEFONTAINE HC PS	10.555	0473	14,928,536.00	14,045,714.00	---	882,822.00
HIGGINSVILLE HC PS	10.560	0474	8,213,782.00	7,892,470.00	---	321,312.00
NEVADA HC PS	10.570	0476	8,197,272.00	7,795,377.00	---	401,895.00
SOUTHEAST MO RES SVCS PS	10.580	0478	5,188,349.00	5,135,772.17	---	52,576.83
MRDD ADMIN PS	10.400	1911	1,721,902.00	1,543,938.00	---	177,964.00
MRDD ADMIN E&E	10.400	1912	89,749.00	76,414.00	---	13,335.00

**STATE OF MISSOURI  
SUMMARY OF APPROPRIATION ACTIVITY  
GENERAL FUND - GENERAL REVENUE FUNDS  
FOR THE APPROPRIATION YEAR 2010**

	H.B. No.	Appr. No.	Appropriations	Expenditures and Transfers Out	Biennial Rollovers and Reappropriations to 2011	Lapse of Appropriations
COMMUNITY PROGRAMS	10.410	1919	8,152,315.00	6,289,047.00	---	1,863,268.00
AUTISTIC CLIENTS	10.410	1928	9,446,176.00	9,446,176.00	---	---
NW COMMUNITY SERVICES PS	10.560	1937	2,617,663.00	2,530,256.01	---	87,406.99
COMMUNITY PRG-MEDICAID MT	10.410	2072	132,189,153.00	130,514,954.00	---	1,674,199.00
C&F DIRECT SP-MEDICAID MT	10.410	2073	9,066,650.00	9,066,650.00	---	---
ALBANY RC E&E	10.500	2101	149,444.00	140,479.00	---	8,965.00
CENTRAL MO RC E&E	10.505	2102	128,566.00	120,852.00	---	7,714.00
HANNIBAL RC E&E	10.510	2108	279,589.00	219,800.58	---	59,788.42
JOPLIN RC E&E	10.515	2111	260,721.00	245,078.00	---	15,643.00
KANSAS CITY RC E&E	10.520	2112	416,651.00	391,650.00	---	25,001.00
KIRKSVILLE RC E&E	10.525	2113	179,844.00	169,054.07	---	10,789.93
POPLAR BLUFF RC E&E	10.530	2115	127,049.00	119,427.63	---	7,621.37
ROLLA RC E&E	10.535	2116	114,959.00	106,523.70	---	8,435.30
SIKESTON RC E&E	10.540	2117	186,580.00	175,385.00	---	11,195.00
SPRINGFIELD RC E&E	10.545	2118	273,504.00	119,593.33	---	153,910.67
ST LOUIS DDTC E&E	10.575	2119	1,216,780.00	1,131,896.41	---	84,883.59
SOUTHEAST MO RES SVCS E&E	10.580	2120	601,732.00	533,917.97	---	67,814.03
MRDD COM SUP STAFF PS	10.415	2198	8,616,056.00	7,926,771.00	---	689,285.00
ST LOUIS RC E&E	10.550	2332	311,711.00	286,759.20	---	24,951.80
BELLEFONTAINE HC E&E	10.555	2337	831,125.00	753,873.00	---	77,252.00
HIGGINSVILLE HC E&E	10.560	2348	893,439.00	838,422.05	---	55,016.95
MARSHALL HC E&E	10.565	2354	1,075,400.00	727,442.00	---	347,958.00
NEVADA HC E&E	10.570	2356	1,472,435.00	1,338,304.90	---	134,130.10
C & F DIRECTED SUPPORTS	10.410	2770	8,723,772.00	8,723,771.96	---	0.04
ST ICF-MR REIMB ALLOW	10.405	2780	5,400,559.00	5,400,559.00	---	---
APPRAISALS AND SURVEYS	17.230	2879	1,800.00	1,800.00	---	---
BELLEFONTAINE MEDICAID EE	10.555	3036	84,277.00	80,614.00	---	3,663.00
HIGGINSVILLE MEDICAID EE	10.560	3037	50,000.00	47,827.00	---	2,173.00
MARSHALL HC MEDICAID E&E	10.565	3038	115,362.00	110,348.00	---	5,014.00
NEVADA HC MEDICAID E&E	10.570	3039	50,000.00	47,827.00	---	2,173.00
ST LOUIS DDTC MEDICAID EE	10.575	3040	53,150.00	50,838.00	---	2,312.00
SOUTHEAST MO MEDICAID E&E	10.580	3041	53,150.00	50,838.00	---	2,312.00
MRDD POOL PS	10.405	3415	2,035,926.00	1,938,883.00	---	97,043.00
MRDD POOL E&E	10.405	3416	1,277,336.00	958,695.00	---	318,641.00
MRDD POOL PRG	10.405	3680	50,000.00	48,000.00	---	2,000.00
ALBANY RC MEDICAID EE	10.500	4492	5,000.00	450.00	---	4,550.00
CENTRAL MO RC MEDICAID EE	10.505	4493	5,000.00	450.00	---	4,550.00
HANNIBAL RC MEDICAID EE	10.510	4494	5,000.00	450.00	---	4,550.00

JOPLIN RC MEDICAID EE	10.515	4495	5,000.00	450.00	---	4,550.00
KANSAS CTY RC MEDICAID EE	10.520	4496	5,000.00	450.00	---	4,550.00
KIRKSVILLE RC MEDICAID EE	10.525	4497	5,000.00	450.00	---	4,550.00
POPLAR BLF RC MEDICAID EE	10.530	4498	5,000.00	450.00	---	4,550.00
ROLLA RC MEDICAID EE	10.535	4501	5,000.00	450.00	---	4,550.00
SIKESTON RC MEDICAID EE	10.540	4504	5,000.00	450.00	---	4,550.00
SPRINGFL RC MEDICAID EE	10.545	4507	5,000.00	450.00	---	4,550.00
ST LOUIS RC MEDICAID EE	10.550	4510	5,000.00	450.00	---	4,550.00
MARSHALL HC MEDICAID PS	10.565	5540	6,691,409.00	6,252,427.00	---	438,982.00
ST LOUIS DDTC MEDICAID PS	10.575	5541	5,312,797.00	5,075,626.41	---	237,170.59
MARSHALL COMM SVS PS	10.565	6033	1,901,117.00	1,837,501.00	---	63,616.00
MARSHALL COMM SVS E&E	10.565	6034	15,672.00	9,769.00	---	5,903.00
BELLEFONTAINE HC OVERTIME	10.555	7227	1,157,255.00	1,122,537.00	---	34,718.00
HIGGINSVILLE HC OVERTIME	10.560	7229	496,722.00	485,113.87	---	11,608.13
MARSHALL HC OVERTIME	10.565	7231	874,607.00	848,368.92	---	26,238.08
NEVADA HC OVERTIME	10.570	7233	38,622.00	37,463.00	---	1,159.00
SOUTHEAST MO RES OVERTIME	10.580	7236	329,123.00	319,249.00	---	9,874.00
MR COMMUNITY PROGRAMS PS	10.410	7426	647,367.00	595,578.00	---	51,789.00
MR COMMUNITY PROGRAMS E&E	10.410	7427	44,036.00	35,770.00	---	8,266.00
BELLEFONTAINE SPRINKLERS (Fund 0124)	17.545	0865	1,667,166.00	465.16	1,666,700.84	---
BENTON HALL SPRINKLERS (Fund 0124)	17.545	0866	402,290.00	164,442.45	237,847.55	---
ARC EXTERIOR RENO VARIOUS (Fund 0124)	17.545	0896	260,102.00	---	260,102.00	---
HHC EMERGENCY GENERATORS (Fund 0124)	17.545	0897	131,342.00	34,489.40	96,852.60	---
JRC ELECTR RENO VARIOUS (Fund 0124)	17.545	0903	516,928.00	---	516,928.00	---
KCRC REPLACE WINDOW SEALS (Fund 0124)	17.545	0904	150,046.00	5,860.50	144,185.50	---
MHC EXTERIOR RENO VARIOUS (Fund 0124)	17.545	0922	1,880,502.00	---	1,880,502.00	---
MHC FIRE ALARM VARIOUS (Fund 0124)	17.545	0930	654,452.00	---	654,452.00	---
MHC EMERGENCY GENERATORS (Fund 0124)	17.545	0935	1,899.00	---	1,899.00	---
MHC ELECTR REPAIRS (Fund 0124)	17.545	0936	144,111.00	144,050.00	61.00	---
MHC WATER TREATMENT (Fund 0124)	17.545	0938	40,920.00	40,920.00	---	---
MHC REPLACE ROOF VARIOUS (Fund 0124)	17.545	0942	484,610.00	---	484,610.00	---
NHC SPRINKLER SYSTEM VAR (Fund 0124)	17.545	0997	395,648.00	166,410.31	229,237.69	---
NHC FIRE ALARM VARIOUS (Fund 0124)	17.545	1012	603,094.00	19,532.18	583,561.82	---
NHC ELECTR PANELS VARIOUS (Fund 0124)	17.545	1014	2,789,573.00	1,124,989.67	1,664,583.33	---
NHC BYPASS WATER TOWER (Fund 0124)	17.545	1016	43,597.00	43,597.00	---	---
NWHS REPLACE CHILLER (Fund 0124)	17.545	1021	315,479.00	8,954.30	306,524.70	---
NWHC FIRE ALARM VARIOUS (Fund 0124)	17.545	1022	170,385.00	37,764.30	132,620.70	---
NWHC REPLACE ROOF VARIOUS (Fund 0124)	17.545	1023	430,395.00	18,754.81	411,640.19	---
PBRC UPGRADE ELECTR VAR (Fund 0124)	17.545	1025	22,255.00	22,255.00	---	---
PBRC REPLACE FLOOR VAR (Fund 0124)	17.545	1057	188,795.00	---	188,795.00	---
RRC FIRE ALARM SYSTEM (Fund 0124)	17.545	1058	129,584.00	5,039.50	124,544.50	---
SRC REPLACE FLOOR VARIOUS (Fund 0124)	17.545	1061	224,096.00	---	224,096.00	---
SRC REPLACE CHILLER (Fund 0124)	17.545	1063	62,143.00	62,139.85	3.15	---
SRC REPLACE BOILERS (Fund 0124)	17.545	1065	28,671.00	28,671.00	---	---
SRC UPGRADE ELECTRICAL (Fund 0124)	17.545	1070	216,162.00	213,774.71	2,387.29	---
SRC FIRE ALARM VARIOUS (Fund 0124)	17.545	1071	93,902.00	3,607.75	90,294.25	---

**STATE OF MISSOURI  
SUMMARY OF APPROPRIATION ACTIVITY  
GENERAL FUND - GENERAL REVENUE FUNDS  
FOR THE APPROPRIATION YEAR 2010**

	H.B. No.	Appr. No.	Appropriations	Expenditures and Transfers Out	Biennial Rollovers and Reappropriations to 2011	Lapse of Appropriations
SFRC REPLACE ROOF (Fund 0124)	17.545	1074	144,524.00	5,639.00	138,885.00	---
SFRC AIR HANDLERS (Fund 0124)	17.545	1078	234,812.00	---	234,812.00	---
SFRC UPGRADE ELECTRICAL (Fund 0124)	17.545	1079	53,476.00	---	53,476.00	---
SCHC FIRE ALARM SYS VAR (Fund 0124)	17.545	1081	607,995.00	12,988.45	595,006.55	---
SCHC REPLACE ROOF (Fund 0124)	17.545	1082	471,580.00	465.16	471,114.84	---
SCHC REPLACE HVAC (Fund 0124)	17.545	1086	330,766.00	---	330,766.00	---
HHC WATER&SEWER (Fund 0124)	17.545	1212	692,436.00	33,401.19	659,034.81	---
NHC DEAERATOR&POWER PLANT (Fund 0124)	17.545	1213	95,091.00	86,560.70	8,530.30	---
HAZARDOUS MATERIAL (Fund 0124)	17.215	3801	15,939.00	10,804.94	5,134.06	---
BELLEFONTAINE M&R (Fund 0124)	22.040	6948	8,700,000.00	351,646.51	8,348,353.49	---
DD CERTIFICATION FEE (Fund 0933)	14.100	6775	1,525,484.00	---	---	1,525,484.00
<b><u>DEPARTMENT OF NATURAL RESOURCES</u></b>						
DNR STATE OWNED	13.045	2438	322,648.00	322,648.00	---	---
DNR LEASING	13.045	4305	286,647.00	270,541.01	---	16,105.99
M&R FMRF (Fund 0124)	17.215	0698	13,700.00	---	13,700.00	---
DNR M&R (Fund 0124)	22.040	6546	235,686.00	---	235,686.00	---
OPERATIONAL M&R (Fund 0124)	22.030	6946	1,800.00	---	1,800.00	---
<b><u>Department Operations</u></b>						
DEPT OPERATIONS PS	06.200	1804	531,105.00	370,705.74	---	160,399.26
DEPT OPERATIONS E&E	06.200	1807	148,669.00	142,875.00	---	5,794.00
<b><u>Water Resources Center</u></b>						
WATER RESOURCES PS	06.215	5245	1,169,803.00	1,169,799.50	---	3.50
WATER RESOURCES E&E	06.215	5246	1,421,313.00	1,037,039.91	---	384,273.09
CLARENCE CANNON PAYMENT (Fund 0174)	06.225	2916	444,871.00	27,380.56	---	417,490.44
<b><u>Division of Environmental Quality</u></b>						
SOLID WASTE FORFEITURES	06.275	4303	17,304.00	8,857.99	---	8,446.01
WATER PROTECTION PRG PS	06.215	7172	382,769.00	337,775.53	---	44,993.47
WATER PROTECTION PRG E&E	06.215	7176	1,060,747.00	1,053,610.00	---	7,137.00
SOLID WASTE FORFEITURES (Fund 0198)	06.275	4304	141,599.00	303.00	---	141,296.00
<b><u>Division of Geology and Land Survey</u></b>						
DGLS OPERATION PS	06.215	2395	591,410.00	573,668.00	---	17,742.00
DGLS OPERATION E&E	06.215	2396	107,594.00	103,073.00	---	4,521.00
DNR DGLS OPERATIONAL M&R (Fund 0124)	17.290	0522	12,358.00	4,825.83	7,532.17	---
DGLS EMER GENERATOR (Fund 0124)	17.330	0686	148,613.00	4,320.00	144,293.00	---

**Field Services Division**

FIELD SERVICES PS	06.215	1817	3,784,270.00	3,392,709.21	---	391,560.79
FIELD SERVICES E&E	06.215	1818	696,213.00	581,109.66	---	115,103.34

**DEPARTMENT OF PUBLIC SAFETY**

PUBLIC SAFETY STATE OWNED	13.065	2444	208,060.00	208,060.00	---	---
PUBLIC SAFETY LEASING	13.065	6075	501,709.00	410,690.66	---	91,018.34
M&R FMRF (Fund 0124)	17.215	0698	109,882.00	82,325.67	27,556.33	---
OPERATIONAL M&R (Fund 0124)	22.030	6946	133,400.00	---	133,400.00	---

**Office of the Director**

DIRECTOR ADMIN PS	08.005	1097	1,001,538.00	964,372.07	---	37,165.93
MPS OFCR MEDAL VALOR EE	08.090	2992	2,500.00	563.46	---	1,936.54
INTEROPERABILITY MATCH	08.005	3124	1,894,822.00	---	---	1,894,822.00
FORENSIC EXAMS	08.065	3168	1,000,000.00	707,062.73	---	292,937.27
DIRECTOR ADMIN E&E	08.005	8094	133,031.00	66,847.94	---	66,183.06

**Division of Fire Safety**

F S ADMIN PS	08.175	1103	2,099,756.00	1,972,858.86	---	126,897.14
F S ADMIN E&E	08.175	1107	220,625.00	194,116.00	---	26,509.00
FIREFIGHTER TRAINING	08.180	7496	206,408.00	7,747.45	---	198,660.55

**Capitol Police**

CAPITOL POLICE PS	08.095	3300	1,362,739.00	1,218,326.20	---	144,412.80
CAPITOL POLICE E&E	08.095	3301	142,046.00	62,924.76	---	79,121.24

**State Highway Patrol**

SHP TECHNICAL SERVICE PS	08.145	0628	409,740.00	298,995.30	---	110,744.70
SHP ENFORCEMENT PS	08.110	1134	7,519,851.00	7,015,175.08	---	504,675.92
SHP ENFORCEMENT E&E	08.110	1139	738,548.00	599,350.68	---	139,197.32
STATE HIGHWAY PATROL	13.070	2006	35,923.00	35,923.00	---	---
DPS-SHP INSTIT	13.070	2127	287,878.00	282,295.00	---	5,583.00
SHP TECHNICAL SERVICE E&E	08.145	2283	89,856.00	72,329.27	---	17,526.73
GASOLINE PURCHASE	08.115	2335	221,634.00	192,247.00	---	29,387.00
VEHICLE REPLACEMENT	08.120	2336	28,350.00	24,664.00	---	3,686.00
APPRAISALS AND SURVEYS	17.215	2879	14,430.00	8,096.00	6,334.00	---
JASPER COUNTY CRIME LAB	17.405	3451	617,535.00	447,172.77	170,362.23	---
SPRINGFIELD CRIME LAB	17.410	3464	999,000.00	1,636.81	997,363.19	---
UNPROGRAMMED	17.215	3803	117,378.00	30,682.76	86,695.24	---
SHP NON HWY DUTIES PS	08.110	4336	1,896,126.00	1,253,444.42	---	642,681.58
SHP NON HWY DUTIES E&E	08.110	4337	100,000.00	76,400.67	---	23,599.33
CRIME LABS PS	08.125	4342	1,984,612.00	1,546,142.74	---	438,469.26
CRIME LABS E&E	08.125	4343	573,758.00	557,084.00	---	16,674.00



**STATE OF MISSOURI  
SUMMARY OF APPROPRIATION ACTIVITY  
GENERAL FUND - GENERAL REVENUE FUNDS  
FOR THE APPROPRIATION YEAR 2010**

	H.B. No.	Appr. No.	Appropriations	Expenditures and Transfers Out	Biennial Rollovers and Reappropriations to 2011	Lapse of Appropriations
FRINGE BENEFITS PS	08.105	4344	6,412,924.00	5,051,854.74	---	1,361,069.26
FRINGE BENEFITS E&E	08.105	4347	798,841.00	572,577.68	---	226,263.32
SHP ADMIN E&E	08.100	4368	5,279.00	4,303.00	---	976.00
SHP ADMIN PS	08.100	6327	24,853.00	---	---	24,853.00
DPS HP OPERATIONAL M&R (Fund 0124)	17.375	0581	113,051.00	1,805.34	111,245.66	---
<b><u>Alcohol and Tobacco Control</u></b>						
REFUND UNUSED STICKERS	08.170	1161	60,000.00	53,771.67	---	6,228.33
ALCOHOL & TOBACCO CNTR PS	08.165	5283	1,994,648.00	1,883,485.99	---	111,162.01
ALCOHOL & TOBACCO CNTR EE	08.165	5284	146,311.00	103,168.28	---	43,142.72
<b><u>Missouri State Water Patrol</u></b>						
STATE WATER PATROL PS	08.160	1171	5,053,644.00	4,472,507.01	---	581,136.99
STATE WATER PATROL E&E	08.160	1175	421,246.00	258,426.45	---	162,819.55
<b><u>Adjutant General</u></b>						
NG STATEWIDE SUPPORT	17.460	0759	105,757.00	---	105,757.00	---
NG SPRINGFIELD AVCRAD	17.480	0774	459,667.00	379,648.32	80,018.68	---
A G ADMIN PS	08.255	1226	1,106,801.00	1,088,771.40	---	18,029.60
A G ADMIN E&E	08.255	1228	133,423.00	130,273.33	---	3,149.67
A G FIELD SUPPORT PS	08.270	1229	775,468.00	627,342.16	---	148,125.84
A G FIELD SUPPORT E&E	08.270	1231	220,353.00	213,439.04	---	6,913.96
DPS-ADJ GEN INSTIT	13.075	3665	873,796.00	856,848.00	---	16,948.00
A G AIR SEARCH & RESCUE	08.295	3984	16,978.00	14,821.64	---	2,156.36
CONTRACT SERVICES PS	08.290	4502	536,939.00	491,621.14	---	45,317.86
CONTRACT SERVICES E&E	08.290	4503	26,838.00	26,013.22	---	824.78
ADJ GN CENTER BOONVILLE	22.135	6583	880,417.00	94,265.74	786,151.26	---
DPS NG OPERATIONAL M&R (Fund 0124)	17.375	0589	542,744.00	3,803.52	538,940.48	---
CAPE ARMORY RENO (Fund 0124)	17.495	0688	56,293.00	38,476.31	17,816.69	---
CLINTON ARMORY RENO (Fund 0124)	17.495	0689	226,404.00	20,450.90	205,953.10	---
FREDERICKTOWN ARMORY RENO (Fund 0124)	17.495	0724	3,836.00	---	3,836.00	---
IKE SKELTON MASONRY REPRS (Fund 0124)	17.495	0743	158,192.00	109,447.10	48,744.90	---
JACKSON ARMORY RENO (Fund 0124)	17.495	0744	441,122.00	268,128.44	172,993.56	---
JOPLIN ARMORY INTERIOR (Fund 0124)	17.495	0745	798,487.00	404,005.99	394,481.01	---
MARYVILLE ELECTR RENO (Fund 0124)	17.495	0755	79,006.00	---	79,006.00	---
DPS NG M&R (Fund 0124)	22.040	6550	7,356,078.00	---	7,356,078.00	---

**State Emergency Management Agency**

A G SEMA PS	08.300	1237	1,190,278.00	1,044,532.38	---	145,745.62
A G SEMA E&E	08.300	1241	349,791.00	248,953.58	---	100,837.42
STATE AGENCY DISASTERS	08.310	3166	100,000.00	6,384.83	---	93,615.17
SEMA GRANT	08.310	3299	3,874,400.00	3,874,255.24	---	144.76

**Missouri Veterans' Commission**

DPS-VC INSTIT	13.065	2177	2,190,395.00	2,147,912.00	---	42,483.00
VETERANS HOMES PS	08.195	2340	12,212,820.00	11,764,806.15	---	448,013.85
VETERANS HOMES E&E	08.195	2341	9,750,974.00	8,639,135.00	---	1,111,839.00
VETERANS HOMES OVERTIME	08.195	7109	4,504.00	646.12	---	3,857.88
ADMIN & SERVICES PS	08.185	8734	2,142,631.00	1,981,879.48	---	160,751.52
ADMIN & SERVICE E&E	08.185	8736	313,334.00	289,495.33	---	23,838.67
DPS VC OPERATIONAL M&R (Fund 0124)	17.375	0588	103,746.00	---	103,746.00	---
EMERGENCY REQUIREMENTS (Fund 0124)	17.215	3797	13,890.00	13,890.00	---	---
CAMERON VH REPLACE ROOF (Fund 0124)	17.425	4061	373,147.00	---	373,147.00	---
MEXICO VH REPLACE ROOF (Fund 0124)	17.425	4062	190,460.00	---	190,460.00	---
MEXICO VH NURSE CALL SYS (Fund 0124)	17.425	4063	122,882.00	6,450.60	116,431.40	---
MEXICO VH HVAC RENO (Fund 0124)	17.425	4064	266,136.00	266,136.00	---	---
STL VH HVAC REPRS (Fund 0124)	17.425	4065	101,537.00	101,537.00	---	---
DPS VET M&R (Fund 0124)	22.040	6549	1,120,098.00	---	1,120,098.00	---

**DEPARTMENT OF REVENUE**

REVENUE STATE OWNED	13.015	2434	684,381.00	684,381.00	---	---
REVENUE LEASING	13.015	6090	747,302.00	692,688.69	---	54,613.31
REVENUE STATE OWNED (Fund 0124)	13.015	2637	1,557,251.00	1,557,251.00	---	---

**Legal Services**

LEGAL SERV PS	04.008	1739	1,839,757.00	1,690,772.27	---	148,984.73
LEGAL SERV E&E	04.008	1740	173,806.00	161,204.89	---	12,601.11
HWY COLL LEGAL SERV PS	04.005	1766	1,001,719.00	922,377.08	---	79,341.92

**Fiscal Services**

POSTAGE	04.010	0075	2,464,160.00	2,360,768.00	---	103,392.00
FISCAL SERV PS	04.010	1751	8,564,225.00	7,853,158.31	---	711,066.69
FISCAL SERV E&E	04.010	1752	884,763.00	580,189.94	---	304,573.06
HWY COLL FISCAL SERV PS	04.005	1768	920,509.00	866,619.55	---	53,889.45
HWY COLL POSTAGE	04.005	1770	976,387.00	928,348.00	---	48,039.00
FISCAL SERV PS (Fund 0169)	04.010	3646	24,372.00	17,316.48	---	7,055.52
FISCAL SERV E&E (Fund 0169)	04.010	3647	2,599,841.00	1,802,909.01	---	796,931.99

**Customer Services - MVDL**

CS MV-DL-CAB PS	04.007	1710	284,094.00	193,664.56	---	90,429.44
CS MV-DL-CAB E&E	04.007	1711	212,984.00	201,410.00	---	11,574.00
HWY COLL CS MV-DL-CAB PS	04.005	1762	6,069,404.00	5,205,246.02	---	864,157.98
HWY COLL CS MV-DL-CAB E&E	04.005	1763	2,717,820.00	2,288,807.00	---	429,013.00
EMBLEM USE FEE DISTRIB	04.045	3693	1,000.00	100.00	---	900.00

**STATE OF MISSOURI  
SUMMARY OF APPROPRIATION ACTIVITY  
GENERAL FUND - GENERAL REVENUE FUNDS  
FOR THE APPROPRIATION YEAR 2010**

	H.B. No.	Appr. No.	Appropriations	Expenditures and Transfers Out	Biennial Rollovers and Reappropriations to 2011	Lapse of Appropriations
<b><u>Customer Services - Taxation</u></b>						
DELINQUENT COLLECTN FEES	04.025	0096	2,430,625.00	2,415,473.05	---	15,151.95
GR REFUNDS (REG)	04.050	1243	1,472,000,000.00	1,468,754,503.78	---	3,245,496.22
CUST SERV TAX PS	04.006	1691	12,186,882.00	11,710,291.86	---	476,590.14
CUST SERV TAX E&E	04.006	1692	1,716,063.00	1,483,473.09	---	232,589.91
CUST SERV TAX MTC DUES EE	04.006	1695	163,001.00	149,961.00	---	13,040.00
HWY COLL CS TAX PS	04.005	1760	642,526.00	519,545.14	---	122,980.86
COUNTY STOCK INSUR TAX	04.085	2705	1,294,984.00	1,294,983.01	---	0.99
COUNTY FILING FEES	04.030	7024	225,000.00	225,000.00	---	---
DEBT OFFSET TAX CREDITS	04.090	7323	400,000.00	259,588.98	---	140,411.02
<b><u>State Tax Commission</u></b>						
STATE TAX COMMISSION PS	04.015	0083	2,559,702.00	2,386,735.54	---	172,966.46
ASSESSMENT MAINTENANCE	04.020	1044	19,020,668.00	12,902,959.64	---	6,117,708.36
STATE TAX COMMISSION E&E	04.015	2138	262,577.00	234,159.00	---	28,418.00
AG LAND USE STUDY E&E	04.015	3460	4,250.00	3,569.00	---	681.00
<b><u>DEPARTMENT OF SOCIAL SERVICES</u></b>						
SOCIAL SERVICES LEASING	13.100	1434	10,967,212.00	10,254,876.30	---	712,335.70
SOCIAL SERVICES INSTIT	13.100	2097	512,083.00	502,151.00	---	9,932.00
SOCIAL SRVS STATE OWNED	13.100	2461	5,314,142.00	5,314,142.00	---	---
DSS M&R (Fund 0124)	22.040	6553	1,843,861.00	---	1,843,861.00	---
SOCIAL SRVS STATE OWNED (Fund 0169)	13.100	2655	350,772.00	328,494.87	---	22,277.13
<b><u>Office of the Director</u></b>						
OFFICE OF DIRECTOR PS	11.005	4333	345,848.00	334,044.16	---	11,803.84
OFFICE OF DIRECTOR E&E	11.005	4334	45,053.00	43,199.51	---	1,853.49
FIELD & LINE TRAINING	11.025	6793	136,782.00	119,684.95	---	17,097.05
HUMAN RESOURCE CENTER PS	11.020	9948	287,904.00	277,252.23	---	10,651.77
HUMAN RESOURCE CENTER E&E	11.020	9949	17,222.00	13,037.65	---	4,184.35
OFFICE OF DIRECTOR PS (Fund 0169)	11.005	3577	47,403.00	47,390.67	---	12.33
OFFICE OF DIRECTOR E&E (Fund 0169)	11.005	3590	16,480.00	16,408.26	---	71.74

**Division of Finance and Administrative****Services**

DELINQUENT CHLIDREN	11.045	0738	2,484,608.00	2,156,070.00	---	328,538.00
FINANCE & ADMIN SRVS PS	11.030	3050	2,102,242.00	1,985,473.81	---	116,768.19
FINANCE & ADMIN SRVS E&E	11.030	3058	80,960.00	72,687.55	---	8,272.45
MAIL CENTER CONSOL PS	11.010	4222	201,239.00	194,879.77	---	6,359.23
MAIL CENTER CONSOL E&E	11.010	4224	107,877.00	98,368.90	---	9,508.10
FINANCE & ADMIN SRVS PS (Fund 0169)	11.030	3113	50,136.00	49,887.10	---	248.90
MAIL CENTER CONSOL PS (Fund 0169)	11.010	4220	10,713.00	10,691.74	---	21.26

**Division of General Services**

DSS DGS OPERATIONAL M&R (Fund 0124)	17.565	0603	119,975.00	---	119,975.00	---
PHFRC REPLACE CHILLER (Fund 0124)	17.570	1087	1,237,756.00	7,791.38	1,229,964.62	---

**Division of Legal Services**

LEGAL SERVICES PS	11.050	6353	1,594,021.00	1,451,114.20	---	142,906.80
LEGAL SERVICES E&E	11.050	6354	167,439.00	29,459.89	---	137,979.11
LEGAL SERVICES PS (Fund 0169)	11.050	2790	166,003.00	165,328.22	---	674.78

**Family Support Division**

DOMESTIC VIOLENCE	11.145	0766	4,750,000.00	4,415,974.74	---	334,025.26
ADULT SUPPLEMENTATION	11.100	1403	69,665.00	58,870.00	---	10,795.00
SUPPLEMENTAL NURSING CARE	11.105	2423	25,807,581.00	24,956,106.00	---	851,475.00
BLIND ADMIN PS	11.150	3401	85,114.00	25,945.67	---	59,168.33
TEMPORARY ASSISTANCE	11.095	3596	8,587,706.00	8,299,759.50	---	287,946.50
CSE COUNTY REIMBURSEMENT	11.170	3689	2,785,855.00	---	---	2,785,855.00
EBT E&E	11.070	5255	3,754,203.00	2,258,150.39	---	1,496,052.61
COMMUNITY PARTNERSHIP PS	11.085	5650	93,124.00	90,330.00	---	2,794.00
COMMUNITY PARTNERSHIP	11.085	5651	582,000.00	506,197.79	---	75,802.21
MO MENTORING PARTNERSHIP	11.085	5823	606,781.00	558,239.00	---	48,542.00
CSE FIELD STAFF/OPS PS	11.160	6260	1,015,709.00	557,292.64	---	458,416.36
CSE FIELD STAFF/OPS E&E	11.160	6261	3,165,633.00	1,944.65	---	3,163,688.35
FAMILY SUPPORT ADMIN PS	11.055	6269	726,140.00	624,984.24	---	101,155.76
FAMILY SUPPORT ADMIN E&E	11.055	6270	228,671.00	2,578.00	---	226,093.00
IM FIELD STAFF/OPS PS	11.060	6280	26,147,077.00	21,697,466.52	---	4,449,610.48
IM FIELD STAFF/OPS E&E	11.060	6281	221,144.00	39,225.39	---	181,918.61
FAMILY SUP STAFF TRNG	11.065	6290	285,870.00	217,523.10	---	68,346.90
FAMIS	11.080	9325	2,032,119.00	1,156,675.61	---	875,443.39
PRIVATIZATION COLLECTIONS (Fund 0169)	11.165	0748	360,000.00	205,992.02	---	154,007.98
CSE MEDIATION E&E (Fund 0169)	11.160	0931	615,000.00	615,000.00	---	---
IM FIELD STAFF/OPS PS (Fund 0169)	11.060	0939	412,982.00	412,865.92	---	116.08
IM FIELD STAFF/OPS E&E (Fund 0169)	11.060	0958	185,946.00	4,311.48	---	181,634.52
CSE COUNTY REIMBURSEMENT (Fund 0169)	11.170	2325	927,563.00	322,005.14	---	605,557.86
CSE FIELD STAFF/OPS PS (Fund 0169)	11.160	6267	5,920,854.00	5,564,603.13	---	356,250.87
CSE FIELD STAFF/OPS E&E (Fund 0169)	11.160	6268	907,960.00	769,077.47	---	138,882.53
FAMILY SUPPORT ADMIN PS (Fund 0169)	11.055	6275	1,360,867.00	1,256,505.89	---	104,361.11
FAMILY SUPPORT ADMIN E&E (Fund 0169)	11.055	6276	136,683.00	14,550.61	---	122,132.39

**STATE OF MISSOURI  
SUMMARY OF APPROPRIATION ACTIVITY  
GENERAL FUND - GENERAL REVENUE FUNDS  
FOR THE APPROPRIATION YEAR 2010**

	H.B. No.	Appr. No.	Appropriations	Expenditures and Transfers Out	Biennial Rollovers and Reappropriations to 2011	Lapse of Appropriations
<b><u>Children's Division</u></b>						
RESIDENTIAL TREATMENT SVS	11.220	0032	33,524,524.00	32,804,524.00	---	720,000.00
CASE MANAGEMENT CONTRACTS	11.225	1050	14,993,210.00	14,993,210.00	---	---
CHILD ASSESSMENT CENTERS	11.250	1386	1,498,952.00	1,453,983.00	---	44,969.00
CHILDREN'S PROGRAM POOL	11.245	1735	8,247,347.00	8,198,905.79	---	48,441.21
CHILD ABUSE PRVNT DEMOS	11.215	1792	300,000.00	70,488.13	---	229,511.87
CRISIS NURSERY	11.210	2386	1,350,000.00	879,705.86	---	470,294.14
CHILD ABUSE&NEGLECT PRVNT	11.215	3448	1,600,000.00	1,143,182.07	---	456,817.93
PURCHASE OF CHILD CARE	11.270	3592	66,837,747.00	61,134,253.00	---	5,703,494.00
ADOPTION RESOURCE CENTERS	11.235	4354	200,000.00	179,000.00	---	21,000.00
FOSTER CARE	11.220	4856	24,245,112.00	23,963,398.54	---	281,713.46
CHILDREN'S TREATMENT SVS	11.210	4861	6,810,191.00	6,810,191.00	---	---
ADOP/GUARDIANSHIP SUBSIDY	11.230	5701	58,449,953.00	56,520,498.00	---	1,929,455.00
CHILDREN'S ADMIN PS	11.190	6292	1,006,158.00	803,063.54	---	203,094.46
CHILDREN'S ADMIN E&E	11.190	6295	54,723.00	38,881.35	---	15,841.65
CHILD FIELD STAFF/OPS PS	11.195	6301	27,751,020.00	25,707,508.03	---	2,043,511.97
CHILD FIELD STAFF/OPS E&E	11.195	6302	877,548.00	564,536.63	---	313,011.37
CHILDREN'S STAFF TRNG	11.205	6307	892,028.00	852,905.00	---	39,123.00
TRANSITIONAL LIVING	11.240	6867	1,690,790.00	1,690,790.00	---	---
CHILD WELFARE ACCREDIT PS	11.200	6962	3,881,730.00	3,462,940.76	---	418,789.24
CHILD WELFARE ACCREDIT EE	11.200	6963	2,013,212.00	1,838,297.32	---	174,914.68
<b><u>Division of Youth Services</u></b>						
JUVENILE COURT DIVERSION	11.285	0225	3,767,880.00	3,473,472.28	---	294,407.72
ADMIN SERVICES PS	11.275	1421	1,336,920.00	1,249,689.75	---	87,230.25
ADMIN SERVICES E&E	11.275	1422	100,873.00	92,457.16	---	8,415.84
YOUTH TREATMENT PRGM PS	11.280	1743	19,942,425.00	19,339,876.30	---	602,548.70
YOUTH TREATMENT PRGM E&E	11.280	1744	1,239,169.00	355,369.85	---	883,799.15
UNPROGRAMMED	17.215	3803	153.00	153.00	---	---
DYS DELMINA WOODS BLDG	17.580	4139	921,186.00	71,380.00	849,806.00	---
DYS WE SEARS CTR DORM	17.585	4142	696,268.00	48,404.65	647,863.35	---
DYS WE SEARS WATER SYS	17.575	4152	414,934.00	15,458.02	399,475.98	---
YOUTH TRT PRG OVERTIME PS	11.280	4328	1,110,391.00	1,027,343.42	---	83,047.58
DSS DYS OPERATIONAL M&R (Fund 0124)	17.565	0604	370,819.00	---	370,819.00	---
M&R FMRF (Fund 0124)	17.215	0698	132,538.00	66,652.05	65,885.95	---
BYC REPAIR EXTERIOR (Fund 0124)	17.570	1091	140,664.00	5,988.75	134,675.25	---
CAYC FIRE ALARM (Fund 0124)	17.570	1093	56,971.00	2,299.00	54,672.00	---
FSTC SECURITY HVAC (Fund 0124)	17.570	1096	53,896.00	---	53,896.00	---
GGYC REPAIR LAGOON (Fund 0124)	17.570	1098	111,546.00	5,373.00	106,173.00	---

HTC AIR CONDITIONING RENO (Fund 0124)	17.570	1099	88,546.00	88,057.50	488.50	---
MHYC FIRE ALARM SYS VAR (Fund 0124)	17.570	1100	73,683.00	1,046.61	72,636.39	---
MHYC REPLACE STAIRTOWERS (Fund 0124)	17.570	1101	176,812.00	---	176,812.00	---
SOTC FIRE ALARM SYS VAR (Fund 0124)	17.570	1102	52,248.00	16,184.07	36,063.93	---
SOTC EMERGENCY GENERATOR (Fund 0124)	17.570	1104	108,557.00	45.95	108,511.05	---
WESYC EMERGENCY GENERATOR (Fund 0124)	17.570	1105	138,756.00	4,322.78	134,433.22	---
WMYC FIRE SAFETY IMPROVE (Fund 0124)	17.570	1106	196,668.00	100,315.33	96,352.67	---
WMYC REPLACE ROOF VARIOUS (Fund 0124)	17.570	1108	47,839.00	---	47,839.00	---

**MO HealthNet Division**

WOMEN & MINORITY OUTREACH	11.415	1389	546,125.00	529,741.00	---	16,384.00
HOSPITAL CARE	11.490	1432	35,925,422.00	35,925,422.00	---	---
INFORMATION SYSTEMS	11.430	1438	5,565,516.00	5,398,551.00	---	166,965.00
MANAGED CARE	11.475	1783	247,514,485.00	247,514,485.00	---	---
HOME HEALTH	11.465	1797	2,393,434.00	2,129,341.00	---	264,093.00
PHARMACY	11.435	2525	125,426,149.00	113,647,049.00	---	11,779,100.00
CHILDREN'S HLTH INS PRGM	11.520	2866	30,795,887.00	21,876,116.00	---	8,919,771.00
FQHC GRANTS	17.560	4197	13,485,372.00	5,814,946.65	7,670,425.35	---
RURAL HEALTH CLINICS	11.505	4374	265,000.00	---	---	265,000.00
PACE	11.465	4422	2,251,372.00	1,648,804.79	---	602,567.21
WOMEN'S HEALTH SRVC	11.515	4511	1,245,779.00	887,223.00	---	358,556.00
FQHC DISTRIBUTION	11.500	4868	9,250,000.00	7,572,500.00	---	1,677,500.00
NON-EMERGENCY TRANSPORT	11.470	5928	11,400,003.00	11,095,692.51	---	304,310.49
DESE SERVICES	11.555	6225	69,954.00	69,954.00	---	---
MO HEALTHNET ADMIN PS	11.400	6376	3,439,947.00	3,004,554.57	---	435,392.43
MO HEALTHNET ADMIN E&E	11.400	6377	1,271,758.00	1,196,501.00	---	75,257.00
STATE MEDICAL	11.560	6382	29,383,661.00	29,383,661.00	---	---
NURSING FACILITIES	11.465	6472	150,973,789.00	144,798,885.22	---	6,174,903.78
CLINICAL SRVC MGMT	11.410	6764	551,123.00	466,352.70	---	84,770.30
PHARMACY-MED D-CLAWBACK	11.435	7238	185,000,000.00	106,394,243.74	---	78,605,756.26
PHYSICIANS	11.450	8196	164,521,124.00	163,321,112.89	---	1,200,011.11
DENTAL	11.455	8198	4,286,170.00	4,286,170.00	---	---
PREMIUM PAYMENTS	11.460	8200	55,028,382.00	55,028,382.00	---	---
REHAB & SPECIALTY SVS	11.470	8204	76,671,333.00	75,933,294.00	---	738,039.00
HOSPITAL CARE (Fund 0108)	11.490	0048	32,483,522.00	32,483,522.00	---	---
MO HLTHNET SUPP POOL (Fund 0108)	11.565	0237	700,001.00	700,001.00	---	---
NURSING FACILITIES (Fund 0108)	11.465	0779	58,516,478.00	58,516,478.00	---	---
CPE SAFETY NET HOSPITALS (Fund 0139)	11.512	5182	84,450,000.00	83,775,968.00	---	674,032.00
MANAGED CARE (Fund 0142)	11.475	0198	93,533,441.00	93,533,441.00	---	---
MO HLTHNET SUPP POOL (Fund 0142)	11.565	0214	1.00	---	---	1.00
HOSPITAL CARE (Fund 0142)	11.490	0776	148,498,958.00	148,498,958.00	---	---
FED REIMB ALLOWANCE (Fund 0142)	11.510	0778	1.00	---	---	1.00
FRA FEDERAL (Fund 0142)	11.510	1605	880,184,206.00	880,176,698.46	---	7,507.54
WOMEN'S HEALTH SRVC (Fund 0142)	11.515	2531	167,756.00	167,756.00	---	---
CHILDREN'S HLTH INS PRGM (Fund 0142)	11.520	2868	7,719,204.00	7,422,886.03	---	296,317.97

**STATE OF MISSOURI  
SUMMARY OF APPROPRIATION ACTIVITY  
GENERAL FUND - GENERAL REVENUE FUNDS  
FOR THE APPROPRIATION YEAR 2010**

	H.B. No.	Appr. No.	Appropriations	Expenditures and Transfers Out	Biennial Rollovers and Reappropriations to 2011	Lapse of Appropriations
MOHLTHNET REV MAX UNIT PS (Fund 0142)	11.420	5050	92,019.00	84,710.57	---	7,308.43
MOHLTHNET REV MAX UNIT EE (Fund 0142)	11.420	5051	8,114.00	---	---	8,114.00
MAF-ADULTS (Fund 0142)	11.517	5901	52,615,793.00	---	---	52,615,793.00
MONITORING PROGRAM (Fund 0142)	11.490	6738	200,000.00	190,837.38	---	9,162.62
TRAUMA CENTERS (Fund 0142)	11.490	6742	20,000,000.00	---	---	20,000,000.00
PAGER PILOT (Fund 0142)	11.490	6744	215,000.00	212,006.00	---	2,994.00
PHARMACY (Fund 0144)	11.435	5586	36,500,000.00	36,500,000.00	---	---
WOMEN'S HEALTH SRVC (Fund 0144)	11.515	5724	49,034.00	---	---	49,034.00
CHILDREN'S HLTH INS PRGM (Fund 0144)	11.520	5725	907,611.00	---	---	907,611.00
STATE MEDICAL (Fund 0144)	11.560	5726	1,460,328.00	1,460,328.00	---	---
PHARM FRA DISPENSING FEE (Fund 0144)	11.435	6741	69,079,712.00	69,077,410.65	---	2,301.35
MO HEALTHNET ADMIN PS (Fund 0144)	11.400	6884	25,101.00	24,111.48	---	989.52
MO HEALTHNET ADMIN EE (Fund 0144)	11.400	6885	375.00	375.00	---	---
MANAGED CARE (Fund 0160)	11.475	0803	14,478,461.00	14,478,460.94	---	0.06
CHILDREN'S HLTH INS PRGM (Fund 0160)	11.520	1036	267,800.00	264,498.71	---	3,301.29
NFRA FEDERAL (Fund 0196)	11.550	1606	235,091,755.00	211,967,418.33	---	23,124,336.67
NURSING FAC FED REIMB AL (Fund 0196)	11.550	1789	1.00	---	---	1.00
REHAB & SPECIALTY SYS (Fund 0196)	11.470	5409	1,414,043.00	1,414,043.00	---	---
NURSING FACILITIES (Fund 0196)	11.465	5654	9,134,756.00	8,154,265.51	---	980,490.49
MO HLTHNET SUPP POOL (Fund 0196)	11.565	6645	181,500.00	---	---	181,500.00
<b><u>DEPARTMENT OF CORRECTIONS</u></b>						
POPULATION GROWTH POOL PS	09.025	1053	2,211,863.00	748,399.55	---	1,463,463.45
CORRECTIONS LEASING	13.085	1112	7,014,872.00	6,137,678.63	---	877,193.37
CORRECTIONS INSTIT	13.085	2062	44,141,614.00	41,852,108.00	---	2,289,506.00
CORRECTIONS STATE OWNED	13.085	2445	1,002,378.00	1,002,378.00	---	---
POPULATION GRWTH POOL E&E	09.025	5173	59,200.00	---	---	59,200.00
TELECOMMUNICATIONS	09.030	5680	2,050,843.00	1,847,839.99	---	203,003.01
OVERTIME	09.070	7257	6,181,176.00	5,601,515.95	---	579,660.05
M&R FMRF (Fund 0124)	17.215	0698	1,277,007.00	665,258.43	611,748.57	---
DOC M&R (Fund 0124)	22.040	6551	23,191,548.00	---	23,191,548.00	---
OPERATIONAL M&R (Fund 0124)	22.030	6946	343,800.00	---	343,800.00	---
<b><u>Office of the Director</u></b>						
RESTITUTION PAYMENTS	09.035	3232	182,500.00	146,000.00	---	36,500.00
AMACHI	09.005	4605	400,000.00	300,000.00	---	100,000.00
OD STAFF PS	09.005	4774	3,526,172.00	3,364,057.87	---	162,114.13
OD STAFF E&E	09.005	4775	120,445.00	103,704.36	---	16,740.64

**Division of Human Services**

DHS STAFF PS	09.040	1512	8,824,415.00	8,411,332.54	---	413,082.46
DHS STAFF E&E	09.040	1514	158,542.00	129,856.94	---	28,685.06
EMPLOYEE HEALTH & SAFETY	09.060	1658	640,145.00	622,110.76	---	18,034.24
COSTS IN CRIMINAL CASES	09.280	2257	44,535,616.00	43,243,795.18	---	1,291,820.82
GENERAL SERVICES E&E	09.045	2774	365,328.00	321,134.26	---	44,193.74
FOOD PURCHASES	09.050	4286	27,528,069.00	26,632,175.28	---	895,893.72
STAFF TRAINING	09.055	6024	1,221,492.00	1,059,218.92	---	162,273.08

**Division of Offender Rehabilitative Services**

MEDICAL SERVICES E&E	09.205	2778	130,461,655.00	128,018,715.84	---	2,442,939.16
MEDICAL EQUIPMENT E&E	09.210	2782	238,822.00	228,706.02	---	10,115.98
DORS STAFF PS	09.200	6097	1,729,766.00	1,671,195.61	---	58,570.39
DORS STAFF E&E	09.200	6098	32,153.00	24,272.38	---	7,880.62
SUBSTANCE ABUSE SRV PS	09.215	7261	3,494,945.00	3,204,282.20	---	290,662.80
SUBSTANCE ABUSE SRV E&E	09.215	7262	5,193,509.00	4,517,125.78	---	676,383.22
WORKFORCE READINESS E&E	09.225	7265	59,097.00	10,745.24	---	48,351.76
ACADEMIC ED PS	09.225	7266	8,747,059.00	8,162,998.06	---	584,060.94
ACADEMIC ED E&E	09.225	7267	1,438,301.00	1,213,156.28	---	225,144.72

**Division of Adult Institutions**

EASTERN R&D CORR CTR PS	09.185	0673	19,115,448.00	18,161,432.92	---	954,015.08
OFFICERS CLOTHING	09.065	1356	749,151.00	726,436.13	---	22,714.87
VEHICLE REPLACEMENT	09.065	1357	1.00	---	---	1.00
INMATE CLOTHING	09.065	1367	2,542,029.00	2,483,051.74	---	58,977.26
INSTITUT COMM PURCHASES	09.065	1368	2,470,907.00	2,311,457.55	---	159,449.45
SOUTH CENTRL CORR CTR PS	09.190	1973	12,239,083.00	11,672,779.72	---	566,303.28
WESTERN R&D CORR CTR PS	09.165	2312	15,948,730.00	15,220,901.14	---	727,828.86
MARYVILLE TREATMT CENTER	09.170	2639	5,849,869.00	5,592,060.94	---	257,808.06
SOUTH EAST CORR CTR PS	09.195	3078	12,190,931.00	11,640,673.88	---	550,257.12
CROSSROADS CORR CTR	09.175	3740	11,782,549.00	11,251,559.27	---	530,989.73
MISSOURI EASTERN CORR CTR	09.115	4069	9,615,933.00	9,163,690.14	---	452,242.86
NORTHEAST CORR CTR	09.180	4127	15,594,690.00	14,869,344.15	---	725,345.85
OZARK CORR CTR SEWER SYS	17.525	4134	718,737.00	12,856.25	705,880.75	---
CHILLICOTHE CORR CTR	09.120	4276	15,144,297.00	12,730,878.92	---	2,413,418.08
JEFFERSON CITY CORR CTR	09.085	4290	16,178,710.00	15,485,077.96	---	693,632.04
CENTRAL MISSOURI CORR CTR	09.090	4292	509,142.00	477,957.52	---	31,184.48
WOMENS EASTERN R&D	09.095	4294	13,959,937.00	13,306,468.15	---	653,468.85
OZARK CORR CTR	09.100	4296	4,646,260.00	4,427,150.52	---	219,109.48
TIPTON CORR CTR	09.160	4298	9,524,340.00	9,096,795.08	---	427,544.92
MOBERLY CORR CTR	09.105	4300	12,506,335.00	11,937,315.87	---	569,019.13
ALGOA CORR CTR	09.110	4302	9,724,968.00	9,272,269.86	---	452,698.14
DAI STAFF PS	09.075	4783	1,462,732.00	1,404,356.75	---	58,375.25
DAI STAFF E&E	09.075	4786	150,419.00	128,589.46	---	21,829.54
ST LOUIS COMM RELEASE CTR	09.245	4795	4,163,616.00	3,982,768.50	---	180,847.50
KC COMM RELEASE CTR	09.250	4797	2,207,304.00	2,120,203.47	---	87,100.53



**STATE OF MISSOURI  
SUMMARY OF APPROPRIATION ACTIVITY  
GENERAL FUND - GENERAL REVENUE FUNDS  
FOR THE APPROPRIATION YEAR 2010**

	H.B. No.	Appr. No.	Appropriations	Expenditures and Transfers Out	Biennial Rollovers and Reappropriations to 2011	Lapse of Appropriations
BOONVILLE CORR CTR	09.125	5260	9,215,857.00	8,786,248.17	---	429,608.83
WAGE & DISCHARGE COSTS	09.080	5514	3,029,897.00	2,934,829.80	---	95,067.20
FARMINGTON CORR CTR	09.130	6284	17,913,294.00	16,869,424.91	---	1,043,869.09
FARMINGTON CORR BPB PS	09.135	6788	759,901.00	739,870.96	---	20,030.04
FULTON RCP & DGN CORR CTR	09.150	7052	12,385,159.00	11,818,736.93	---	566,422.07
TOXICOLOGY	09.220	7264	626,685.00	607,758.20	---	18,926.80
FULTON R&D CORR BPB PS	09.155	7508	587,455.00	575,516.91	---	11,938.09
WESTERN MO CORR CTR	09.140	8113	14,983,805.00	14,265,739.43	---	718,065.57
POTOSI CORR CTR	09.145	8115	10,710,430.00	10,209,973.57	---	500,456.43
INSTITUTIONAL E&E POOL	09.065	9860	12,681,651.00	11,692,950.19	---	988,700.81
DOC OPERATIONAL M&R (Fund 0124)	17.500	0590	1,737,044.00	167,220.71	1,569,823.29	---
ACC ELECTRICAL SERVICE (Fund 0124)	17.520	0757	968,393.00	968,393.00	---	---
ACC CONDESATE LINES (Fund 0124)	17.520	0763	37,020.00	37,020.00	---	---
BCC PHASE II ELECTR VAR (Fund 0124)	17.520	0773	3,718,555.00	3,148,428.19	570,126.81	---
ERDCC FIRE ALARM VARIOUS (Fund 0124)	17.520	0777	375,136.00	---	375,136.00	---
FCC WATER SYS IMPROVEMENT (Fund 0124)	17.520	0784	524,173.00	427,244.05	96,928.95	---
FCC FIRE ALARM SYSTEM (Fund 0124)	17.520	0791	841,561.00	212,232.45	629,328.55	---
FRDCC REPLACE ROOF (Fund 0124)	17.520	0792	21,092.00	---	21,092.00	---
MTC REPLACE REPR ELEVATOR (Fund 0124)	17.520	0808	733,253.00	---	733,253.00	---
MECC REPLACE BOILER (Fund 0124)	17.520	0815	27,218.00	27,218.00	---	---
MECC KITCHEN FLOOR (Fund 0124)	17.520	0816	126,298.00	4,907.75	121,390.25	---
MECC REPLACE ROOFS (Fund 0124)	17.520	0846	1,020,299.00	2,093.22	1,018,205.78	---
MCC FIRE ALARM SYSTEM (Fund 0124)	17.520	0850	840,885.00	---	840,885.00	---
MCC REPR EXTERIOR ADMIN (Fund 0124)	17.520	0851	650,262.00	12,871.00	637,391.00	---
OCC FIRE ALARM SYS VAR (Fund 0124)	17.520	0852	457,223.00	---	457,223.00	---
PCC REPLACE CHILLER (Fund 0124)	17.520	0854	64,403.00	64,403.00	---	---
TCC ELECTR RENO VARIOUS (Fund 0124)	17.520	0855	1,139,462.00	2,260.00	1,137,202.00	---
TCC FIRE ALARM SYS VAR (Fund 0124)	17.520	0857	1,094,846.00	---	1,094,846.00	---
WMCC SECURITY IMP VARIOUS (Fund 0124)	17.520	0858	1,489,317.00	629,506.12	859,810.88	---
WRDCC REPAIR TUNNEL (Fund 0124)	17.520	0859	270,237.00	41,772.00	228,465.00	---
WRDCC POWER PLANT ROOF (Fund 0124)	17.520	0860	755,898.00	---	755,898.00	---
WRDCC REPLACE FLOOR (Fund 0124)	17.520	0861	259,817.00	---	259,817.00	---
HAZARDOUS MATERIAL (Fund 0124)	17.215	3801	47,527.00	20,653.87	26,873.13	---
ENERGY CONSERVATION PRJ (Fund 0124)	17.215	3819	8,100.00	8,100.00	---	---

**Division of Probation and Parole**

DOC COMMAND CENTER E&E	09.255	1465	13,046.00	11,854.91	---	1,191.09
P&P STAFF PS	09.240	1738	63,502,600.00	61,554,226.35	---	1,948,373.65
P&P STAFF E&E	09.240	1742	4,423,996.00	3,922,292.45	---	501,703.55
UNPROGRAMMED	17.215	3803	6,413.00	6,412.31	0.69	(0.00)
COM SUPERVISION CNT PS	09.275	7319	4,641,634.00	4,376,536.21	---	265,097.79
COM SUPERVISION CNT E&E	09.275	7320	992,617.00	960,714.17	---	31,902.83
FRDCC NATURAL GAS LINES (Fund 0124)	17.520	0807	12,115.00	1,513.41	10,601.59	---
KCCRC EXHAUST SYS ADMIN (Fund 0124)	17.520	0863	204,543.00	---	204,543.00	---

Subtotals

8,228,789,615.007,570,605,174.58254,566,212.31403,618,228.11**Appropriated Transfers Out To:**

Fourth State Building Bond and Interest - Series A 2002 Fund (0202)	01.015	T001	14,882,249.00	14,306,018.26	---	576,230.74
Fourth State Building Bond and Interest - Series A 2005 Fund (0206)	01.015	T001	3,473,733.00	3,339,232.97	---	134,500.03
Water Pollution Control Bond and Interest - Series B 2002 Fund (0200)	01.025	T002	13,146,907.00	12,745,843.96	---	401,063.04
Water Pollution Control Bond and Interest - Series A 2003 Fund (0203)	01.025	T002	746,164.00	723,401.60	---	22,762.40
Water Pollution Control Bond and Interest - Series A 2007 Fund (0207)	01.025	T002	3,301,665.00	3,200,943.12	---	100,721.88
Water Pollution Control Bond and Interest - Series A 2005 Fund (0218)	01.025	T002	8,946,837.00	8,673,902.55	---	272,934.45
Water Pollution Control Bond and Interest - Series A 2002 Fund (0231)	01.025	T002	969,771.00	940,186.99	---	29,584.01
Water Pollution Control Bond and Interest - Series A 2001 Fund (0244)	01.025	T002	1,388,715.00	1,346,350.44	---	42,364.56
Stormwater Control Bond and Interest - Series A 2005 Fund (0219)	01.035	T003	1,719,763.00	1,670,854.82	---	48,908.18
Stormwater Control Bond and Interest - Series A 2002 Fund (0239)	01.035	T003	916,510.00	890,444.92	---	26,065.08
Stormwater Control Bond and Interest - Series A 2001 Fund (0245)	01.035	T003	679,560.00	660,234.26	---	19,325.74
Third State Building Bond Interest and Sinking - Series A 2002 Fund (0201)	01.045	T004	32,495,596.00	31,133,345.94	---	1,362,250.06
Third State Building Bond, Interest and Sinking - Series A 2003 Fund (0204)	01.045	T004	917,342.00	878,885.96	---	38,456.04
State School Money Fund (0616)	02.280	T005	1,819,715,724.00	1,811,595,119.66	---	8,120,604.34
Outstanding Schools Trust Fund (0287)	02.295	T008	518,600,000.00	518,600,000.00	---	---
Academic Scholarship Fund (0840)	03.035	T010	16,359,000.00	14,768,230.00	---	1,590,770.00
Marguerite Ross Barnett Scholarship Fund (0131)	03.070	T017	403,750.00	391,637.00	---	12,113.00
Access Missouri Financial Assistance Fund (0791)	03.045	T025	77,860,640.00	61,224,821.00	---	16,635,819.00

**STATE OF MISSOURI**  
**SUMMARY OF APPROPRIATION ACTIVITY**  
**GENERAL FUND - GENERAL REVENUE FUNDS**  
**FOR THE APPROPRIATION YEAR 2010**

	H.B. No.	Appr. No.	Appropriations	Expenditures and Transfers Out	Biennial Rollovers and Reappropriations to 2011	Lapse of Appropriations
After-School Retreat Reading and Assessment Grant Program Fund (0732)	04.135	T046	12,500.00	12,004.81	---	495.19
ICF/MR Reimbursement Allowance Fund (0901)	10.425	T051	443,483.00	---	---	443,483.00
State Elections Subsidy Fund (0686)	12.080	T107	4,284,000.00	4,284,000.00	---	---
Election Admin Improvement Fund (0157)	12.090	T114	4,252,575.00	4,252,575.00	---	---
Downtown Revitalization Preservation Fund (0907)	04.130	T116	134,805.00	---	---	134,805.00
Missouri Water Development Fund (0174)	06.220	T117	444,871.00	27,381.00	---	417,490.00
Veterinary Student Loan Payment Fund (0803)	06.007	T126	120,000.00	119,958.97	---	41.03
Missouri Consolidated Health Care Plan Benefit Fund (0765)	05.515	T129	31,055,000.00	11,463,864.02	---	19,591,135.98
Missouri Consolidated Health Care Plan Benefit Fund (0765)	05.515	T131	511,643.00	105,576.93	---	406,066.07
Breast Cancer Awareness Trust Fund (0915)	04.135	T145	5,000.00	2,892.43	---	2,107.57
Intergovernmental Transfer Fund (0139)	10.066	T159	82,200,000.00	76,729,542.68	---	5,470,457.32
General Revenue Fund (0101)	11.511	T160	82,200,000.00	73,636,608.00	---	8,563,392.00
MO HealthNet Managed Care Organization Reimbursement Allowance Fund (0160)	11.480	T177	21,400,000.00	8,074,821.00	---	13,325,179.00
General Revenue Fund (0101)	11.485	T179	21,400,000.00	8,074,821.00	---	13,325,179.00
Ambulance Service Reimbursement Allowance Fund (0958)	11.472	T200	9,069,225.00	---	---	9,069,225.00
In-Home Services Reimbursement Allowance Fund (0957)	10.692	T202	1.00	---	---	1.00
State Legal Expense Fund (0692)	05.115	T204	8,973,000.00	8,972,246.76	---	753.24
Facilities Maintenance Reserve Fund (0124)	22.010	T225	35,832,197.00	11,328,743.00	24,503,454.00	---
Facilities Maintenance Reserve Fund (0124)	22.010	T226	72,000,000.00	---	72,000,000.00	---
In-Home Srvs Gross Receipts Tx Fund (0934)	14.115	T267	1.00	---	---	1.00
Debt Offset Escrow Fund (0753)	04.095	T270	11,387,972.00	11,387,971.80	---	0.20
Missouri Military Family Relief Fund (0719)	04.135	T278	44,500.00	44,472.23	---	27.77
Childhood Lead Testing Fund (0899)	04.135	T279	10,500.00	8,244.83	---	2,255.17
General Revenue Fund (0101)	05.550	T285	137,588.00	28,739.75	---	108,848.25
Social Security Contributions Fund (0702)	05.450	T291	75,088,230.00	74,940,059.13	---	148,170.87
Social Security Contributions Fund (0702)	05.450	T293	833,014.00	697,371.33	---	135,642.67
State Retirement Contributions Fund (0701)	05.465	T295	159,555,166.00	159,373,161.49	---	182,004.51
Social Security Contributions Fund (0702)	05.465	T295	103.00	102.17	---	0.83
State Retirement Contributions Fund (0701)	05.465	T297	1,580,166.00	1,303,907.20	---	276,258.80
Missouri State Employees' Deferred Compensation Incentive Plan Administration Fund (0706)	05.480	T298	7,276,256.00	5,084,272.82	---	2,191,983.18

Missouri State Employees' Deferred Compensation Incentive Plan Administration Fund (0706)	05.480	T300	70,255.00	62,542.81	---	7,712.19
Missouri Consolidated Health Care Plan Benefit Fund (0765)	05.505	T302	279,798,218.00	260,363,898.25	---	19,434,319.75
Missouri Consolidated Health Care Plan Benefit Fund (0765)	05.505	T304	3,824,534.00	2,525,890.13	---	1,298,643.87
Missouri Supplemental Tax Increment Financing Fund (0848)	07.080	T352	13,158,455.00	8,528,046.99	---	4,630,408.01
Missouri Main Street Program Fund (0596)	07.060	T356	45,000.00	43,650.00	---	1,350.00
Missouri Arts Council Trust Fund (0262)	07.120	T357	10,185,000.00	4,430,476.00	---	5,754,524.00
Missouri Humanities Council Trust Fund (0177)	07.125	T358	1,697,500.00	738,413.00	---	959,087.00
Division of Tourism Supplemental Revenue Fund (0274)	07.180	T359	20,567,811.00	10,128,721.00	---	10,439,090.00
Federal Reimbursement Allowance Fund (0142)	11.525	T412	480,400,000.00	480,353,482.00	---	46,518.00
General Revenue Fund (0101)	11.530	T413	480,400,000.00	480,353,482.00	---	46,518.00
Nursing Facility Federal Reimbursement Allowance Fund (0196)	11.535	T414	125,315,000.00	125,314,750.00	---	250.00
General Revenue Fund (0101)	11.540	T415	125,315,000.00	125,314,750.00	---	250.00
Nursing Facility Quality of Care Fund (0271)	11.545	T416	1,500,000.00	1,500,000.00	---	---
Library Networking Fund (0822)	12.140	T417	1,607,500.00	699,263.00	---	908,237.00
Abandoned Fund Account Fund (0863)	12.165	T418	2,635,985.00	2,635,984.00	---	1.00
Attorney General's Court Costs Fund (0603)	12.225	T423	165,600.00	165,600.00	---	---
Attorney General's Anti-Trust Fund (0666)	12.230	T424	69,000.00	69,000.00	---	---
Missouri Public Broadcasting Corporation Special Fund (0887)	07.130	T431	1,697,500.00	740,782.00	---	956,718.00
State School Money Fund (0616)	02.285	T454	106,000,000.00	98,434,218.00	---	7,565,782.00
Historic Preservation Revolving Fund (0430)	06.360	T464	1,697,500.00	738,412.50	---	959,087.50
Labor and Industrial Relations Administrative Fund (0122)	07.805	T470	220,400.00	217,888.00	---	2,512.00
State Supplemental Downtown Development Fund (0766)	04.125	T477	3,240,450.00	875,036.56	---	2,365,413.44
Budget Reserve Fund (0100)	05.235	T486	1.00	---	---	1.00
Budget Reserve Fund (0100)	05.240	T506	1.00	---	---	1.00
Missouri Small Business Development Centers Fund (0294)	07.040	T521	500,000.00	345,000.00	---	155,000.00
Judiciary Education and Training Fund (0847)	12.320	T524	1,297,688.00	1,122,426.00	---	175,262.00
Elderly Home-Delivered Meals Trust Fund (0296)	04.135	T526	88,410.00	59,504.45	---	28,905.55
Veterans Trust Fund (0579)	04.135	T527	65,683.00	53,850.82	---	11,832.18
Children's Trust Fund (0694)	04.135	T528	159,460.00	89,050.32	---	70,409.68
Missouri National Guard Trust Fund (0900)	04.135	T529	34,147.00	18,984.66	---	15,162.34
Circuit Courts Escrow Fund (0718)	04.100	T537	1,456,883.00	1,456,882.19	---	0.81
General Revenue Fund (0101)	05.230	T538	520,000,000.00	520,000,000.00	---	---
Budget Reserve Fund (0100)	05.235	T539	520,000,000.00	520,000,000.00	---	---

**STATE OF MISSOURI  
SUMMARY OF APPROPRIATION ACTIVITY  
GENERAL FUND - GENERAL REVENUE FUNDS  
FOR THE APPROPRIATION YEAR 2010**

	H.B. No.	Appr. No.	Appropriations	Expenditures and Transfers Out	Biennial Rollovers and Reappropriations to 2011	Lapse of Appropriations
Adjutant General - Federal Fund (0190)	05.250	T540	118,630.00	118,630.00	---	---
Department of Revenue Information Fund (0619)	05.250	T540	70.00	70.00	---	---
Access Missouri Financial Assistance Fund (0791)	05.250	T540	500.00	500.00	---	---
Mental Health Trust Fund (0926)	05.250	T540	1,338.00	1,337.56	---	0.44
General Revenue Fund (0101)	05.255	T542	67,534,973.00	64,874,798.00	---	2,660,175.00
General Revenue Fund (0101)	12.185	T548	1.00	---	---	1.00
Budget Reserve Fund (0100)	05.240	T550	2,999,999.00	2,437,100.00	---	562,899.00
Elementary and Secondary Education - Federal and Other Fund (0105)	05.230	T566	25,000,001.00	25,000,000.00	---	1.00
Mental Health Intergovernmental Transfer Fund (0147)	05.230	T566	4,699,321.00	4,699,321.00	---	---
Healthy Families Trust Fund (0625)	05.230	T566	6,000,000.00	6,000,000.00	---	---
Budget Reserve Fund (0100)	05.245	T571	1.00	---	---	1.00
General Revenue Fund (0101)	05.245	T572	39,408,073.00	39,408,072.00	---	1.00
Pharmacy Reimbursement Allowance Fund (0144)	11.440	T634	30,000,000.00	25,662,428.00	---	4,337,572.00
General Revenue Fund (0101)	11.445	T635	30,000,000.00	25,662,428.00	---	4,337,572.00
General Revenue Fund (0101)	05.265	T649	1,063,426.00	1,063,426.00	---	---
General Revenue Fund (0101)	05.265	T658	133,131.00	133,131.00	---	---
General Revenue Fund (0101)	05.265	T659	31,002.00	31,002.00	---	---
General Revenue Fund (0101)	05.265	T662	1,723.00	1,723.00	---	---
General Revenue Fund (0101)	05.265	T663	98.00	98.00	---	---
General Revenue Fund (0101)	05.265	T761	1,156.00	1,156.00	---	---
General Revenue Fund (0101)	05.265	T795	4,647.00	4,647.00	---	---
General Revenue Fund (0101)	05.265	T811	88,947.00	88,947.00	---	---
General Revenue Fund (0101)	05.265	T815	27,895.00	27,895.00	---	---
Drug Court Resources Fund (0733)	12.355	T884	5,725,500.00	5,725,500.00	---	---
Missouri Public Health Services Fund (0298)	04.135	T886	1,150.00	1,078.00	---	72.00
Labor and Industrial Relations Administrative Fund (0122)	07.810	T889	189,270.00	183,592.00	---	5,678.00
State Property Preservation Fund (0128)	05.095	T945	1.00	---	---	1.00
Single-Purpose Animal Facilities Loan Guarantee Fund (0409)	06.045	T959	1.00	---	---	1.00
Agricultural Product Utilization and Business Development Loan Guarantee Fund (0411)	06.055	T960	7,007.00	7,006.57	---	0.43
Workers Memorial Fund (0895)	04.135	T976	8,200.00	3,747.71	---	4,452.29
American Cancer Society, Heartland Division, Inc. Fund (0700)	04.135	T990	9,000.00	8,781.57	---	218.43

ALS Lou Gehrig's Disease Fund (0703)	04.135	T991	5,700.00	3,316.80	---	2,383.20
American Lung Association of Missouri Fund (0704)	04.135	T992	2,500.00	1,505.77	---	994.23
Muscular Dystrophy Association Fund (0707)	04.135	T993	1,900.00	1,456.50	---	443.50
Arthritis Foundation Fund (0708)	04.135	T994	2,500.00	1,247.80	---	1,252.20
National Multiple Sclerosis Society Fund (0709)	04.135	T995	4,200.00	3,577.43	---	622.57
American Diabetes Association Gateway Area Fund (0713)	04.135	T996	3,900.00	3,866.22	---	33.78
American Heart Association Fund (0714)	04.135	T997	7,000.00	3,938.53	---	3,061.47
March of Dimes Fund (0716)	04.135	T998	3,900.00	2,716.00	---	1,184.00
			<u>6,063,075,364.00</u>	<u>5,795,590,816.94</u>	<u>96,503,454.00</u>	<u>170,981,093.06</u>
Subtotals						
			<u>\$ 14,291,864,979.00</u>	<u>\$ 13,366,195,991.52</u>	<u>\$ 351,069,666.31</u>	<u>\$ 574,599,321.17</u>
Totals						

**STATE OF MISSOURI  
SUMMARY OF APPROPRIATION ACTIVITY  
GENERAL FUND - FEDERAL FUNDS  
FOR THE APPROPRIATION YEAR 2010**

	H.B. No.	Appr. No.	Appropriations	Expenditures and Transfers Out	Biennial Rollovers and Reappropriations to 2011	Lapse of Appropriations
<b><u>LEGISLATURE</u></b>						
<b><u>General Assembly</u></b>						
Federal Budget Stabilization - Medicaid Reimbursement Fund (2000)						
AM LEG EX COUNCIL DUES	12.510	6632	\$ 9,850.00	\$ 50.00	---	\$ 9,800.00
NAT CONF ST LEG DUES	12.510	6721	169,850.00	169,850.00	---	---
NCCUSL DUES	12.510	6722	36,000.00	36,000.00	---	---
COUNCIL ST GOV DUES	12.510	6723	128,897.00	128,897.00	---	---
<b><u>JUDICIARY</u></b>						
Judiciary Fund (0137)						
JUDICIARY LEASING	13.140	6084	37,551.00	36,136.24	---	1,414.76
<b><u>Judicial Proceedings and Review</u></b>						
Judiciary Fund (0137)						
JUD PROCEED & REVIEW PS	12.300	6755	485,026.00	150,324.01	---	334,701.99
Federal Budget Stabilization - Medicaid Reimbursement Fund (2000)						
JUD PROCEED & REVIEW PS	12.300	5795	142,746.00	142,740.16	---	5.84
JUD PROCEED & REVIEW E&E	12.300	5796	235,649.00	235,632.36	---	16.64
NATL CENTER STATE COURTS	12.300	5797	147,926.00	147,926.00	---	---
<b><u>Office of State Courts Administrator</u></b>						
Judiciary Fund (0137)						
COURT IMPROVE PROJ E&E	12.310	0734	5,609,649.00	1,492,968.55	---	4,116,680.45
JUDICIAL TRNG & ED E&E	12.325	6915	225,000.00	---	---	225,000.00
COURT IMPROVE PROJ PS	12.310	8378	2,217,578.00	1,590,027.25	---	627,550.75
Federal Budget Stabilization - Medicaid Reimbursement Fund (2000)						
STATE COURTS ADMIN PS	12.305	5798	161,831.00	161,644.00	---	187.00
STATE COURTS ADMIN E&E	12.305	5799	99,720.00	99,720.00	---	---
ICM SUPPORT PS	12.305	5800	155,074.00	153,825.03	---	1,248.97
ICM SUPPORT E&E	12.305	5801	297,846.00	297,846.00	---	---
Federal Stimulus - Judiciary Fund (2204)						
ARRA GRANTS	21.450	5763	6,792,469.00	---	---	6,792,469.00

**Court of Appeals**

Federal Budget Stabilization - Medicaid

Reimbursement Fund (2000)

APPEALS EAST DIST E&E	12.335	5787	30,454.00	30,442.07	---	11.93
APPEALS WEST DIST PS	12.330	5803	95,298.00	95,296.53	---	1.47
APPEALS WEST DIST E&E	12.330	5804	29,777.00	29,777.00	---	---
APPEALS EAST DIST PS	12.335	5805	129,424.00	129,423.76	---	0.24
APPEALS SOUTH DIST PS	12.340	5806	57,175.00	57,174.88	---	0.12
APPEALS-SOUTH DIST E&E	12.340	5807	19,134.00	19,134.00	---	---

**Circuit Courts**

Third Party Liability Collections Fund (0120)

CIRCUIT PERSONNEL PS	12.345	3754	252,524.00	172,464.00	---	80,060.00
CIRCUIT PERSONNEL E&E	12.345	3805	128,039.00	127,693.20	---	345.80

Judiciary Fund (0137)

CIRCUIT PERSONNEL PS	12.345	0950	1,541,273.00	461,512.00	---	1,079,761.00
CIRCUIT PERSONNEL E&E	12.345	2003	329,661.00	9,080.21	---	320,580.79

Federal Budget Stabilization - Medicaid

Reimbursement Fund (2000)

CP-JUDGES-COMM PS	12.345	5788	123,166.00	123,020.91	---	145.09
CP-STATUTORY PS	12.345	5802	275,060.00	263,599.55	---	11,460.45
CP-NON-STATUTORY PS	12.345	5808	3,348,172.00	3,347,233.72	---	938.28
CIRCUIT PERSONNEL E&E	12.345	5809	300,000.00	300,000.00	---	---
ENTITLEMENT PROGRAMS-EE	12.345	5810	155,882.00	155,882.00	---	---
JUVENILE PERSONNEL	12.350	5811	724,940.00	724,940.00	---	---
CASA PROGRAMS	12.350	5812	21,000.00	21,000.00	---	---

**Public Defender System**

Office of the State Public Defender Fund (0112)

GRANTS	12.400	4006	125,000.00	---	---	125,000.00
--------	--------	------	------------	-----	-----	------------

Federal Budget Stabilization - Medicaid

Reimbursement Fund (2000)

COURT REPRESENTATION	22.260	6613	2,000,000.00	499,890.06	1,500,109.94	---
----------------------	--------	------	--------------	------------	--------------	-----

**EXECUTIVE****Lieutenant Governor**

Federal Budget Stabilization - Medicaid

Reimbursement Fund (2000)

VETERANS REMEMBRANCE PRG	12.030	5883	600,000.00	597,628.77	---	2,371.23
--------------------------	--------	------	------------	------------	-----	----------

**Secretary of State**

Federal Budget Stabilization - Medicaid

Reimbursement Fund (2000)

OFFICIAL MANUAL	12.045	5884	500,000.00	367,375.84	---	132,624.16
-----------------	--------	------	------------	------------	-----	------------



**STATE OF MISSOURI  
SUMMARY OF APPROPRIATION ACTIVITY  
GENERAL FUND - FEDERAL FUNDS  
FOR THE APPROPRIATION YEAR 2010**

	H.B. No.	Appr. No.	Appropriations	Expenditures and Transfers Out	Biennial Rollovers and Reappropriations to 2011	Lapse of Appropriations
<b><u>Elections</u></b>						
Election Admin Improvement Fund (0157)						
ELECTION ADMIN IMPRVM E&E	12.075	3562	5,250,000.00	1,713,993.03	---	3,536,006.97
SEC OF STATE PS	12.035	4490	261,191.00	242,402.26	---	18,788.74
FED ELECTION REFORM	12.075	6684	10,000,000.00	1,549,382.97	---	8,450,617.03
STATE MATCH	12.075	7013	1,562,967.00	422,382.80	---	1,140,584.20
Election Improv Revolving Loan Fund (0158)						
FED ELECTION REFORM	12.075	6810	396,185.00	125,657.62	---	270,527.38
<b><u>Record Services</u></b>						
Secretary of State Records Fund (0150)						
REGRANT PROGRAM	12.095	6896	15,000.00	4,814.58	---	10,185.42
National Endowment for the Humanities Save America's Treasures Fund (0151)						
DOC PRESERVATION PS	12.035	2488	241,949.00	---	---	241,949.00
Secretary of State - Federal and Other Fund (0166)						
GRANTS AND PROJECTS	12.040	2522	200,000.00	13,462.68	---	186,537.32
<b><u>Library Services</u></b>						
Secretary of State Fund (0195)						
SEC OF STATE PS	12.035	4193	629,065.00	511,868.79	---	117,196.21
SEC OF STATE E&E	12.035	4194	227,574.00	99,861.64	---	127,712.36
FED AID PUBLIC LIBRARY	12.130	4199	3,420,000.00	2,444,241.55	---	975,758.45
<b><u>State Auditor</u></b>						
State Auditor Fund (0115)						
STATE AUDITOR PS	12.145	4508	482,270.00	448,836.20	---	33,433.80
STATE AUDITOR E&E	12.145	4509	30,123.00	27,923.18	---	2,199.82
<b><u>Attorney General</u></b>						
Attorney General Fund (0136)						
ATTORNEY GENERAL ST OWNED	13.130	2673	129,453.00	127,726.92	---	1,726.08
DOMESTIC VIOLENCE	12.200	2885	100,000.00	---	---	100,000.00
ATTORNEY GENERAL	13.130	3186	117,358.00	109,879.13	---	7,478.87
MEDICAID FRAUD UNIT PS	12.205	4025	834,177.00	654,081.32	---	180,095.68
MEDICAID FRAUD UNIT E&E	12.205	4026	848,971.00	---	---	848,971.00
ATTORNEY GENERAL PS	12.195	4057	1,695,066.00	1,057,190.95	---	637,875.05
ATTORNEY GENERAL E&E	12.195	4058	526,011.00	449,692.19	---	76,318.81

**Missouri Office of Prosecution Services**

Attorney General Fund (0136)

OFFICE OF PROS SVS PS	12.210	2019	185,529.00	85,831.45	---	99,697.55
OFFICE OF PROS SVS E&E	12.210	2318	885,326.00	67,938.68	---	817,387.32

**OFFICE OF ADMINISTRATION****Commissioner's Office**

Office of Administration Fund (0135)

FEDERAL GRANTS EE	05.005	4155	1.00	---	---	1.00
Federal Budget Stabilization - Medicaid Reimbursement Fund (2000)						
COMPLETE COUNT COMMITTEE	22.076	6640	434,215.00	384,479.87	49,735.13	---
CPS COURT ORDER E&E	14.055	7066	25,000.00	25,000.00	---	---
Federal Budget Stabilization - Education 18% Fund (2018)						
ACCOUNTABILITY	21.095	5690	871,092.00	572,727.16	298,364.00	0.84
ACCOUNTABILITY PS	21.095	6917	78,908.00	70,260.00	8,648.00	---

**Division of Accounting**

Vocational Rehabilitation Fund (0104)

UNEMPLOYMENT BENEFITS	05.495	5979	24,841.00	24,839.09	---	1.91
TEACHER RETIREMENT CONTR	05.475	9852	520,000.00	178,286.05	---	341,713.95
Elementary and Secondary Education Fund (0105)						
UNEMPLOYMENT BENEFITS	05.495	5980	11,815.00	7,193.42	---	4,621.58
TEACHER RETIREMENT CONTR	05.475	9857	540,000.00	261,086.55	---	278,913.45
State Auditor Fund (0115)						
UNEMPLOYMENT BENEFITS	05.495	6333	481.00	---	---	481.00
Labor and Industrial Relations - Commission on Human Rights Fund (0117)						
UNEMPLOYMENT BENEFITS	05.495	2306	465.00	464.64	---	0.36
Third Party Liability Collections Fund (0120)						
UNEMPLOYMENT BENEFITS	05.495	7077	4,943.00	1,623.11	---	3,319.89
Labor and Industrial Relations Administrative Fund (0122)						
UNEMPLOYMENT BENEFITS	05.495	6145	18,970.00	18,968.93	---	1.07
Economic Development - Community Development Block Grant (Administration) Fund (0123)						
UNEMPLOYMENT BENEFITS	05.495	7473	411.00	409.50	---	1.50
Corrections Fund (0130)						
UNEMPLOYMENT BENEFITS	05.495	6796	4,242.00	4,239.48	---	2.52
Office of Administration Fund (0135)						
FLOOD CONTROL	05.275	0132	1,425,628.00	1,425,626.53	---	1.47
NATIONAL FOREST	05.280	0133	6,845,949.00	6,845,948.26	---	0.74
Attorney General Fund (0136)						
UNEMPLOYMENT BENEFITS	05.495	5981	6,169.00	6,168.00	---	1.00

**STATE OF MISSOURI  
SUMMARY OF APPROPRIATION ACTIVITY  
GENERAL FUND - FEDERAL FUNDS  
FOR THE APPROPRIATION YEAR 2010**

	H.B. No.	Appr. No.	Appropriations	Expenditures and Transfers Out	Biennial Rollovers and Reappropriations to 2011	Lapse of Appropriations
Judiciary Fund (0137)						
UNEMPLOYMENT BENEFITS	05.495	5982	8,031.00	8,029.49	---	1.51
Natural Resources Fund (0140)						
UNEMPLOYMENT BENEFITS	05.495	6336	23,183.00	23,181.37	---	1.63
Health Fund (0143)						
UNEMPLOYMENT BENEFITS	05.495	5983	97,829.00	97,827.01	---	1.99
State Emergency Management Fund (0145)						
UNEMPLOYMENT BENEFITS	05.495	2321	7,470.00	7,468.47	---	1.53
Mental Health Fund (0148)						
UNEMPLOYMENT BENEFITS	05.495	5984	151,811.00	151,810.82	---	0.18
National Endowment for the Humanities Save America's Treasures Fund (0151)						
UNEMPLOYMENT BENEFITS	05.495	5133	796.00	---	---	796.00
Public Safety Fund (0152)						
UNEMPLOYMENT BENEFITS	05.495	5985	8,768.00	2,589.95	---	6,178.05
Job Development and Training Fund (0155)						
UNEMPLOYMENT BENEFITS	05.495	5986	47,335.00	29,461.07	---	17,873.93
OA Information Technology Fund (0165)						
UNEMPLOYMENT BENEFITS	05.495	4264	6,768.00	6,766.49	---	1.51
Division of Labor Standards Fund (0186)						
UNEMPLOYMENT BENEFITS	05.495	6669	340.00	---	---	340.00
Adjutant General Fund (0190)						
UNEMPLOYMENT BENEFITS	05.495	5987	56,659.00	35,853.40	---	20,805.60
Secretary of State Fund (0195)						
UNEMPLOYMENT BENEFITS	05.495	7428	6,250.00	---	---	6,250.00
Temporary Assistance for Needy Families Fund (0199)						
UNEMPLOYMENT BENEFITS	05.495	5988	69,460.00	69,458.45	---	1.55
Social Services and Other Sources Fund (0610)						
UNEMPLOYMENT BENEFITS	05.495	3176	369,423.00	369,421.14	---	1.86
TEACHER RETIREMENT CONTR	05.475	5172	10,000.00	6,770.01	---	3,229.99
Justice Assistance Grant Program Fund (0782)						
UNEMPLOYMENT BENEFITS	05.495	7474	1,493.00	1,491.00	---	2.00
Unemployment Compensation Administration Fund (0948)						
UNEMPLOYMENT BENEFITS	05.495	2242	130,053.00	130,051.97	---	1.03
Federal Budget Stabilization - Education 18% Fund (2018)						
TEACHER RETIREMENT CONTR	05.475	6729	24,730.00	24,724.09	---	5.91

**Division of Budget and Planning**Federal Budget Stabilization - Medicaid  
Reimbursement Fund (2000)

CENSUS REAPPRORTION E&E	05.015	5814	152,257.00	89,705.94	---	62,551.06
CENSUS REAPPRORTION PS	05.015	6713	30,396.00	19,656.00	---	10,740.00

**Information Technology Services Division**Labor and Industrial Relations Administrative  
Fund (0122)

FED DOLIR IT CONSOL PS	05.020	1987	3,528,766.00	3,204,981.02	---	323,784.98
FED DOLIR IT CONSOL E&E	05.020	3654	569,981.00	537,069.43	---	32,911.57

Office of Administration Fund (0135)

FED OA IT CONSOL E&E	05.020	3600	10,000.00	---	---	10,000.00
----------------------	--------	------	-----------	-----	-----	-----------

OA Information Technology Fund (0165)

FED IT CONSOLIDATION PS	05.020	1283	13,801,549.00	11,433,915.99	---	2,367,633.01
FED IT CONSOLIDATION E&E	05.020	1285	53,876,822.00	35,338,916.98	---	18,537,905.02

Unemployment Compensation Administration  
Fund (0948)

DOLIR IT CONSOLIDATION EE	05.020	3366	798,281.00	389,379.84	---	408,901.16
---------------------------	--------	------	------------	------------	-----	------------

Federal Budget Stabilization - Medicaid  
Reimbursement Fund (2000)

ITSD-CONSOLIDATION-E&E	05.020	5815	4,107,640.00	4,107,634.02	---	5.98
PSEUDOEPHEDIME TRACK E&E	22.077	6641	517,207.00	---	517,207.00	---
PSEUDOEPHEDIME TRACK PS	22.077	6700	94,248.00	---	94,248.00	---

Federal Budget Stabilization - Education 18%  
Fund (2018)

RURAL BROADBAND MATCH	21.115	5692	39,942,437.00	1,069,762.27	5,635,500.00	33,237,174.73
HEALTHCARE IT MATCH	21.125	5695	1,680,000.00	---	1,680,000.00	---
RURAL BROADBAND MATCH PS	21.115	7472	57,563.00	48,449.95	9,113.00	0.05

Federal Stimulus - Office of Administration  
Fund (2236)

UE REIMBURSE	21.110	5554	200.00	---	200.00	---
RURAL BROADBAND	21.115	5691	185,000,000.00	---	35,000,000.00	150,000,000.00
HEALTHCARE IT	21.125	5694	15,120,000.00	408,609.00	14,711,391.00	---
UE REIMBURSE PS	21.110	6920	32,932.00	32,932.00	---	---

**Division of Facilities Management,****Design and Construction**

Corrections Fund (0130)

MSP PHASE IV REDEVELOPMNT	17.235	2979	1.00	---	1.00	---
---------------------------	--------	------	------	-----	------	-----

Office of Administration Fund (0135)

SCAP SECURITY-IMPROVMENTS	17.260	2978	1.00	---	1.00	---
DISASTER REIMBURSEMENT	17.225	4038	27,729.00	---	27,729.00	---
DISASTER REIMBURSEMENT	22.045	6554	1.00	---	1.00	---

**STATE OF MISSOURI  
SUMMARY OF APPROPRIATION ACTIVITY  
GENERAL FUND - FEDERAL FUNDS  
FOR THE APPROPRIATION YEAR 2010**

	H.B. No.	Appr. No.	Appropriations	Expenditures and Transfers Out	Biennial Rollovers and Reappropriations to 2011	Lapse of Appropriations
Federal Budget Stabilization - Medicaid Reimbursement Fund (2000)						
INTEROPERABILITY	22.240	6606	87,000,000.00	245,918.00	86,754,082.00	---
Federal Stimulus - Office of Administration Fund (2236)						
ARRA GRANTS	21.090	5689	7,000,000.00	---	---	7,000,000.00
RESEARCH FACILITIES	21.120	5693	11,880,000.00	---	---	11,880,000.00
<b><u>Division of General Services</u></b>						
Federal Budget Stabilization - Medicaid Reimbursement Fund (2000)						
FLEET VEHICLE REPLACEMENT	05.105	5817	3,114,000.00	2,973,554.28	---	140,445.72
WORKERS' COMPENSATION	05.545	5826	86,217.00	---	---	86,217.00
<b><u>Division of Purchasing and Materials Management</u></b>						
Federal Budget Stabilization - Medicaid Reimbursement Fund (2000)						
PURCHASING/MATRL MGMT PS	05.035	5816	41,753.00	41,715.00	---	38.00
PURCASHING/MATRL MGMT E&E	05.035	6714	9,896.00	9,586.45	---	309.55
<b><u>Office of Child Advocate</u></b>						
Office of Administration Fund (0135)						
OFFICE CHILD ADVOCATE PS	05.130	6323	87,835.00	86,064.64	---	1,770.36
OFFICE CHILD ADVOCATE E&E	05.130	6324	50,162.00	12,910.47	---	37,251.53
<b><u>DEPARTMENT OF AGRICULTURE</u></b>						
Agriculture Fund (0133)						
AGRICULTURE STATE OWNED	13.040	2533	16,980.00	15,091.80	---	1,888.20
AGRICULTURE LEASING	13.040	4227	24.00	7.43	---	16.57
Federal Stimulus - Agriculture Fund (2240)						
ARRA GRANTS	21.160	5696	9,983,895.00	---	9,885,432.00	98,463.00
ARRA GRANTS PS	21.160	7792	12,353.00	4,117.33	8,235.00	0.67
ARRA GRANTS E&E	21.160	7793	3,752.00	---	3,752.00	---

**Office of Director**

Agriculture Fund (0133)							
DIRECTOR'S OFFICE PS	06.005	0530	44,601.00		---	---	44,601.00
DIRECTOR'S OFFICE E&E	06.005	0531	293,308.00	29,943.00		---	263,365.00
DIR OFFICE FED PS	06.005	3234	144,279.00	24,554.12		---	119,724.88
DIR OFFICE FED E&E	06.005	3257	34,750.00	11,153.85		---	23,596.15

**Division of Animal Health**

Agriculture Fund (0133)							
ANIMAL HEALTH ADMIN PS	06.070	0245	625,988.00	615,719.78		---	10,268.22
ANIMAL HEALTH ADMIN E&E	06.070	8829	915,026.00	384,894.37		---	530,131.63

**Division of Grain Inspection and Warehousing**

Agriculture Fund (0133)							
GRAIN REGULATORY SVS PS	06.080	6119	35,021.00	9,284.31		---	25,736.69
GRAIN REGULATORY SVS E&E	06.080	6120	41,180.00	3,543.95		---	37,636.05

**Division of Plant Industries**

Agriculture Fund (0133)							
PLANT INDUSTRIES PRGM PS	06.090	0255	373,126.00	371,764.30		---	1,361.70
PLANT INDUSTRIES PRGM E&E	06.090	0259	538,272.00	492,315.38		---	45,956.62
GYPSY MOTH CNTRL PRGM	06.095	1825	55,000.00			---	55,000.00
GYPSY MOTH CNTRL PRGM PS	06.095	3559	28,644.00	24,349.10		---	4,294.90
GYPSY MOTH CNTRL PRGM E&E	06.095	3560	18,000.00	15,181.00		---	2,819.00

**Division of Weights and Measures**

Agriculture Fund (0133)							
WEIGHTS & MEASURES E&E	06.105	2572	50,000.00	6,066.19		---	43,933.81
WEIGHTS & MEASURES PS	06.105	6662	35,946.00	15,630.00		---	20,316.00
Federal Budget Stabilization - Medicaid Reimbursement Fund (2000)							
WEIGHTS & MEASURES E&E	06.105	5845	15,000.00	14,007.10		---	992.90

**Agric Business Development Division**

Agriculture Fund (0133)							
AGRI BUSINESS DEV PS	06.020	5279	66,340.00	7,842.50		---	58,497.50
AGRI BUSINESS DEV E&E	06.020	5280	405,744.00	400,762.03		---	4,981.97
Federal Stimulus - Agriculture Fund (2240)							
AQUACULTURE	21.165	5697	550,000.00	109,942.00	440,058.00		---

**DEPARTMENT OF INSURANCE, FINANCIAL INSTITUTIONS AND PROFESSIONAL REGISTRATION**

MDI Fund (0192)							
HEALTH INSUR COUNSELING	07.425	0794	996,160.00	996,159.15		---	0.85

**STATE OF MISSOURI  
SUMMARY OF APPROPRIATION ACTIVITY  
GENERAL FUND - FEDERAL FUNDS  
FOR THE APPROPRIATION YEAR 2010**

	H.B. No.	Appr. No.	Appropriations	Expenditures and Transfers Out	Biennial Rollovers and Reappropriations to 2011	Lapse of Appropriations
<b><u>DEPARTMENT OF CONSERVATION</u></b>						
Federal Stimulus - Conservation Fund (2248)						
CONSERVATION FORESTRY	21.205	5572	7,450,000.00	50,627.76	7,399,372.00	0.24
ARRA GRANTS	21.200	5704	11,100,000.00	---	---	11,100,000.00
<b><u>DEPARTMENT OF ECONOMIC DEVELOPMENT</u></b>						
Job Development and Training Fund (0155)						
DED LEASING	13.050	1980	1,606,112.00	1,449,520.26	---	156,591.74
DED STATE OWNED	13.050	2561	1,122,772.00	971,734.60	---	151,037.40
Federal Budget Stabilization - Medicaid Reimbursement Fund (2000)						
FILM COMMISSION E&E	07.185	5818	37,050.00	32,233.50	---	4,816.50
PLANT SCIENCE BLDG MEXICO	22.355	6698	2,500,000.00	327,096.25	2,172,903.75	---
<b><u>Administrative Services</u></b>						
Economic Development - Community Development Block Grant (Administration) Fund (0123)						
ADMINISTRATIVE SVS PS	07.005	1018	46,231.00	31,607.80	---	14,623.20
ADMINISTRATIVE SVS E&E	07.005	2275	4,999.00	263.88	---	4,735.12
Economic Development Fund (0129)						
ADMINISTRATIVE SVS E&E	07.005	2276	4,117.00	4,117.00	---	---
Job Development and Training Fund (0155)						
ADMINISTRATIVE SVS PS	07.005	1019	1,104,044.00	839,494.31	---	264,549.69
ADMINISTRATIVE SVS E&E	07.005	2172	453,919.00	151,236.81	---	302,682.19
<b><u>Business and Community Services</u></b>						
Economic Development - Community Development Block Grant (Pass-through) Fund (0118)						
COMTY DEV BLOCK GRANT	07.050	2427	38,200,000.00	38,184,556.81	---	15,443.19
Economic Development - Community Development Block Grant (Administration) Fund (0123)						
MARKETING PS	07.015	2378	84,331.00	64,936.18	---	19,394.82
MARKETING E&E	07.015	2380	52,229.00	1,143.27	---	51,085.73
SALES PS	07.015	2399	73,014.00	60,216.97	---	12,797.03
SALES E&E	07.015	2400	33,484.00	1,715.30	---	31,768.70
FINANCE PS	07.015	2412	194,232.00	173,813.43	---	20,418.57
FINANCE E&E	07.015	2413	127,170.00	1,497.23	---	125,672.77
COMPLIANCE PS	07.015	2424	562,541.00	331,342.27	---	231,198.73
COMPLIANCE E&E	07.015	2425	216,555.00	68,616.30	---	147,938.70

Economic Development Fund (0129)							
FLOOD RECOVERY	07.052	5909	35,000,000.00	---	---		35,000,000.00
Economic Development - Management							
Information Systems Fund (0141)							
MO MANF EXT PARTNERSHIP	07.025	3624	1.00	---	---		1.00
Job Development and Training Fund (0155)							
MARKETING PS	07.015	2429	48,278.00	---	---		48,278.00
MO ECO RES INFO CNTR PS	07.015	3701	1,441,230.00	1,089,296.83	---		351,933.17
MO ECO RES INFO CNTR E&E	07.015	3702	302,933.00	125,143.26	---		177,789.74
Community Service Commission Fund (0197)							
MO COMMUNITY SVS COMM	07.110	2184	3,093,562.00	2,916,683.43	---		176,878.57
MO COMMUNITY SVS COMM PS	07.110	3642	188,163.00	146,891.73	---		41,271.27
Federal Budget Stabilization - Medicaid							
Reimbursement Fund (2000)							
TRADE ZONE FACILITIES	22.360	6702	10,000,000.00	---	10,000,000.00		---
Federal Stimulus - Economic Development							
Fund (2252)							
CDBG NON-ENTITLEMENT	21.220	5581	6,600,000.00	1,042,292.42	5,552,864.00		4,843.58
NEIGHBORHOOD STABILIZE	21.225	5582	60,000,000.00	---	---		60,000,000.00
NEIGHBORHOOD STABILIZE EE	21.225	5584	244,576.00	---	---		244,576.00
ECONOMIC DEVO ASSISTANCE	21.230	5594	1,200,000.00	1,258.35	149,787.00		1,048,954.65
MO COMMUNITY SVS COMM	21.235	5707	1,500,000.00	631,980.94	868,019.00		0.06
INNOV TECH LOAN GUARANTEE	21.240	5708	1,050,000.00	---	---		1,050,000.00
CDBG NON-ENTITLEMENT PS	21.220	6959	500,000.00	64,349.59	435,650.00		0.41
LMI GRANT PS	21.230	7420	300,000.00	72,651.69	227,348.00		0.31
<b>Workforce Development</b>							
Job Development and Training Fund (0155)							
WORKFORCE DEVELOPMENT PS	07.135	0584	21,397,398.00	12,956,714.26	---		8,440,683.74
JOB TRAINING	07.145	0585	96,024,374.00	80,270,751.12	---		15,753,622.88
TAA & JTPA PROGRAMS	07.145	0594	18,000,000.00	17,955,770.90	---		44,229.10
WORKFORCE DEVELOPMENT E&E	07.135	2190	3,038,437.00	2,454,937.01	---		583,499.99
WOMEN'S COUNCIL ADMIN PS	07.170	7040	55,167.00	54,766.95	---		400.05
WOMEN'S COUNCIL ADMIN E&E	07.170	7041	16,502.00	13,434.44	---		3,067.56
Federal Stimulus - Economic Development							
Fund (2252)							
WORKFORCE DEVELOPMENT PS	21.245	5595	5,519,366.00	3,483,624.81	1,095,437.00		940,304.19
WORKFORCE DEVELOPMENT EE	21.245	5598	2,580,634.00	2,093,447.42	412,186.00		75,000.58
JOB TRAINING	21.250	5626	67,900,000.00	46,057,512.90	21,840,552.00		1,935.10
DISLOCATED WORKERS ASST	21.255	5709	6,000,000.00	818,424.91	5,181,575.00		0.09
YOUTHBUILD	21.260	5710	1,500,000.00	---	---		1,500,000.00
EMERGING INDUSTRY GRANTS	21.265	5711	22,500,000.00	74,124.04	10,000,000.00		12,425,875.96
TANF SUMMER YOUTH PRG E&E	21.230	7797	50,000.00	---	50,000.00		---
TANF SUMMER YOUTH PRGM	21.230	7798	1,000,000.00	295,000.00	705,000.00		---



**STATE OF MISSOURI  
SUMMARY OF APPROPRIATION ACTIVITY  
GENERAL FUND - FEDERAL FUNDS  
FOR THE APPROPRIATION YEAR 2010**

	H.B. No.	Appr. No.	Appropriations	Expenditures and Transfers Out	Biennial Rollovers and Reappropriations to 2011	Lapse of Appropriations
<b><u>Missouri Council on the Arts</u></b>						
Economic Development - Missouri Council on the Arts Fund (0138)						
MO ARTS COUNCIL E&E	07.115	2188	435,014.00	435,013.52	---	0.48
MO ARTS COUNCIL PS	07.115	4357	293,187.00	209,841.00	---	83,346.00
Federal Stimulus - Economic Development Fund (2252)						
NATL ENDOW FOR THE ARTS	21.215	5706	400,000.00	274,014.00	125,986.00	---
<b><u>DEPARTMENT OF ELEMENTARY AND SECONDARY EDUCATION</u></b>						
Vocational Rehabilitation Fund (0104)						
DESE LEASING	13.005	1035	2,148,449.00	1,849,796.69	---	298,652.31
DESE STATE OWNED	13.005	2786	644,067.00	612,440.17	---	31,626.83
Elementary and Secondary Education Fund (0105)						
DESE LEASING	13.005	1034	2,206.00	2,205.04	---	0.96
DESE STATE OWNED	13.005	2581	413,821.00	377,815.44	---	36,005.56
Assistive Technology Fund (0188)						
DESE LEASING	13.005	2486	22,344.00	3,867.60	---	18,476.40
Federal Budget Stabilization - Medicaid Reimbursement Fund (2000)						
OUTREACH PROGRAM DROPOUTS	22.012	6629	500,000.00	---	500,000.00	---
<b><u>Administration</u></b>						
Elementary and Secondary Education Fund (0105)						
SCHOOL FOOD SERVICES	02.025	0496	253,316,642.00	241,426,252.66	---	11,890,389.34
DIV OF GENERAL ADMIN PS	02.005	0538	993,940.00	876,402.78	---	117,537.22
DIV OF GENERAL ADMIN E&E	02.005	2296	698,699.00	623,509.77	---	75,189.23
FED GRANTS & DONATIONS	02.040	4206	15,000,000.00	340,056.18	---	14,659,943.82
Federal Budget Stabilization - Education 18% Fund (2018)						
FOUNDATION-TRANSPORTATION	02.015	5187	20,000,000.00	16,000,000.00	---	4,000,000.00
FOUNDATION-CAREER LADDER	02.015	5188	37,467,000.00	37,392,889.17	---	74,110.83
INTRA DISTRICT METRO TRSP	02.015	5190	750,000.00	681,038.01	---	68,961.99

Federal Budget Stabilization - Education 82%  
Fund (2082)

FOUNDATION-FORMULA	02.015	5186	459,413,871.00	428,393,178.00	---	31,020,693.00
Federal Stimulus - Elementary and Secondary Education Fund (2256)						
LUNCH PROGRAM EQUIP	21.005	5660	2,022,044.00	1,806,476.73	215,567.00	0.27

**Division of School Improvement**

Elementary and Secondary Education  
Fund (0105)

CHARTER SCHOOLS	02.120	0047	2,432,000.00	---	---	2,432,000.00
TITLE I IASA	02.060	0500	205,100,000.00	200,336,841.17	---	4,763,158.83
EARLY CHILDHOOD PROGRAM	02.085	0947	824,000.00	318,670.88	---	505,329.12
TECHNOLOGY	02.055	2800	5,000,000.00	2,082,193.00	---	2,917,807.00
FEDERAL REFUGEES	02.135	3033	800,000.00	447,331.58	---	352,668.42
MO HISTORY TEACHERS PRG	02.160	4162	1,200.00	302.05	---	897.95
TITLE V IASA	02.070	4600	3,500,000.00	1,512,089.62	---	1,987,910.38
SCHOOL IMPROVEMENT PS	02.050	4958	2,937,773.00	2,835,946.94	---	101,826.06
SCHOOL IMPROVEMENT E&E	02.050	4959	4,589,867.00	1,036,962.64	---	3,552,904.36
TITLE I READING FIRST	02.065	5631	27,908,815.00	6,200,474.97	---	21,708,340.03
PERFORM BASED ASSESSMENT	02.095	5632	10,184,722.00	6,865,619.92	---	3,319,102.08
RURAL/LOW INC SCHL GRANTS	02.125	5875	3,600,000.00	2,802,543.67	---	797,456.33
LANGUAGE ACQUISITION	02.130	5876	5,200,000.00	3,506,237.13	---	1,693,762.87
SCHOOLS WITH DISTINCTION	02.145	6096	13,000.00	---	---	13,000.00
AP/DUAL CREDIT	02.100	6102	105,000.00	105,000.00	---	---
TITLE II IMP TEACHER QLTY	02.105	6218	59,348,890.00	43,068,189.81	---	16,280,700.19
HEAD START COLLABORATION	02.090	7325	300,000.00	209,614.82	---	90,385.18
SAFE & DRUG FREE SCHOOLS	02.110	8309	7,600,000.00	3,097,874.78	---	4,502,125.22

Federal Budget Stabilization - Medicaid  
Reimbursement Fund (2000)

EARLY CHILDHOOD PROGRAM	02.085	5784	73,200.00	73,200.00	---	---
SAFE SCHOOLS	22.011	6635	2,250,000.00	2,009,667.30	240,332.70	---

Federal Stimulus - Elementary and  
Secondary Education Fund (2256)

EDUC SCIENCE GRANTS	21.015	5670	9,000,000.00	---	9,000,000.00	---
STATE INCENTIVE GRANT	21.020	5671	5,000,000.00	---	---	5,000,000.00
EDUCATION TECHNOLOGY	21.025	5672	10,734,112.00	5,684,934.97	5,049,177.00	0.03
TITLE I DISADVANTAGED	21.030	5673	162,381,742.00	68,645,150.29	93,736,591.00	0.71
TITLE I SCHOOL IMPROVE	21.030	5676	53,458,919.00	400,000.00	53,058,919.00	---
HOMELESS CHILDREN	21.035	5678	1,254,097.00	358,238.58	895,858.00	0.42

**Division of Career Education**

Elementary and Secondary Education  
Fund (0105)

CHILD CARE DEV TRAINING	02.085	0027	400,000.00	247,926.27	---	152,073.73
VOC ED-DISTRIBUTIONS	02.185	0513	26,000,000.00	22,850,024.55	---	3,149,975.45
WORKFORCE INVESTMENT ACT	02.190	0515	11,800,000.00	11,410,354.88	---	389,645.12

**STATE OF MISSOURI  
SUMMARY OF APPROPRIATION ACTIVITY  
GENERAL FUND - FEDERAL FUNDS  
FOR THE APPROPRIATION YEAR 2010**

	H.B. No.	Appr. No.	Appropriations	Expenditures and Transfers Out	Biennial Rollovers and Reappropriations to 2011	Lapse of Appropriations
AFTER SCHOOL PROGRAMMING	02.200	0948	24,608,383.00	18,281,462.92	---	6,326,920.08
TROOPS TO TEACHERS E&E	02.205	2435	153,610.00	69,189.31	---	84,420.69
CAREER EDUCATION PS	02.050	4970	2,188,587.00	1,950,081.35	---	238,505.65
CAREER EDUCATION E&E	02.050	4971	815,296.00	673,669.84	---	141,626.16
WIA ARRA	02.190	6734	18,000,000.00	8,090,848.74	---	9,909,151.26
ADULT ED & LITERACY	02.195	9428	10,000,000.00	9,007,395.69	---	992,604.31
<b><u>Division of Special Education</u></b>						
Elementary and Secondary Education Fund (0105)						
BOARD OPERATED PS	02.015	0020	102,900.00	97,627.42	---	5,272.58
SPECIAL EDUCATION-GRANT	02.210	2265	235,315,211.00	202,934,675.90	---	32,380,535.10
BOARD OPERATED E&E	02.015	2301	2,757,881.00	2,412,002.79	---	345,878.21
BD OPERATING MEDICAID E&E	02.015	3574	750,000.00	747,685.97	---	2,314.03
FIRST STEPS	02.220	4580	11,635,641.00	11,596,931.86	---	38,709.14
SPECIAL EDUCATION PS	02.050	4976	2,120,535.00	1,857,041.62	---	263,493.38
SPECIAL EDUCATION E&E	02.050	4977	519,689.00	243,345.93	---	276,343.07
BD OPERATING MEDICAID PS	02.015	6980	382,108.00	83,571.30	---	298,536.70
Assistive Technology Fund (0188)						
MO ASSISTIVE TECH-PS	02.270	2346	226,265.00	123,836.75	---	102,428.25
MO ASSISTIVE TECH-EE	02.270	2350	588,831.00	187,313.33	---	401,517.67
Federal Budget Stabilization - Medicaid Reimbursement Fund (2000)						
FOUNDATION EARLY SPEC ED	14.005	7086	3,901,597.00	3,901,597.00	---	---
HIGH NEED FUND	14.025	7089	588,625.00	588,625.00	---	---
Federal Budget Stabilization - Education 18% Fund (2018)						
BOARD OPERATED E&E	02.015	5189	1,000,000.00	---	---	1,000,000.00
Federal Stimulus - Elementary and Secondary Education Fund (2256)						
SPECIAL EDUCATION GRANT	21.050	5679	256,929,538.00	108,630,906.23	148,298,631.00	0.77
FIRST STEPS	21.055	5682	8,570,018.00	666,288.74	7,903,729.00	0.26
<b><u>Division of Teacher Quality and Urban</u></b>						
Elementary and Secondary Education Fund (0105)						
WALLACE GRANT E&E	02.150	2653	1,200,000.00	937,709.54	---	262,290.46
TEACHER QUALITY/URBAN PS	02.050	4982	26,871.00	---	---	26,871.00
TEACHER QUALITY/URBAN E&E	02.050	4983	27,027.00	10,134.00	---	16,893.00

**Division of Vocational Rehabilitation**

## Vocational Rehabilitation Fund (0104)

VOCATIONAL REHAB GRANT	02.170	0507	40,713,797.00	30,090,817.54	---	10,622,979.46
DISABILITY DETERMIN GRANT	02.175	0512	15,500,000.00	15,494,587.57	---	5,412.43
FIELD SUPPORT SVS PS	02.165	0523	26,342,351.00	24,617,563.79	---	1,724,787.21
VOC REHAB GRANT FROM DMH	02.170	1294	1,000,000.00	999,999.98	---	0.02
FIELD SUPPORT SVS E&E	02.165	2317	3,532,608.00	2,439,423.40	---	1,093,184.60
INDEPENDENT LIVING CNTRS	02.180	2808	1,292,546.00	1,284,263.81	---	8,282.19

## Federal Stimulus - Elementary and

## Secondary Education Fund (2256)

VOCATIONAL REHAB GRANT	21.040	5549	11,034,008.00	8,771,885.25	2,262,122.00	0.75
INDEPENDENT LIVING CNTRS	21.045	5550	253,191.00	227,089.00	26,102.00	---
VOCATIONAL REHAB DSS-RSB	21.040	6777	1,478,784.00	---	1,478,784.00	---
INDEP LIVING CNTR DSS-RSB	21.045	6918	33,933.00	---	33,933.00	---

**DEPARTMENT OF HIGHER EDUCATION**

## Federal Budget Stabilization - Medicaid

## Reimbursement Fund (2000)

M&R COMMUNITY COLLEGES	22.021	6614	8,000,000.00	6,234,372.00	1,765,628.00	---
MID-MO MENTAL HLTH CNT	22.015	6636	6,450,000.00	---	6,450,000.00	---

## Federal Stimulus - Higher Education

## Fund (2260)

ARRA GRANTS-ED SCIENCES	21.060	5683	15,000,000.00	---	15,000,000.00	---
ARRA GRANTS-DEPT OF ED	21.060	6617	15,000,000.00	---	---	15,000,000.00
ARRA GRANTS-DEPT OF LABOR	21.060	6618	10,000,000.00	---	10,000,000.00	---
ARRA GRANTS-CNTRS OF EXC	21.060	6634	59,000,000.00	---	59,000,000.00	---

**Higher Education Administration**

## Higher Education Fund (0116)

IMPROVE TEACHER GRNT PS	03.020	0795	64,022.00	32,270.11	---	31,751.89
IMPROVE TEACHER GRNT E&E	03.020	0796	20,400.00	9,326.66	---	11,073.34
COORDINATION ADMIN EE	03.005	1064	27,200.00	22,914.25	---	4,285.75
COORDINATION ADMIN PS	03.005	1110	231,846.00	230,153.97	---	1,692.03
IMPROVING TEACHER GRANT	03.020	1305	1,698,000.00	1,241,295.50	---	456,704.50
ACCESS CHALLENGE GRNT E&E	03.030	4457	69,000.00	69,000.00	---	---
ACCESS CHALLENGE GRNT	03.030	4460	1,079,535.00	1,079,508.47	---	26.53
FED GRANTS/DONATIONS E&E	03.025	5316	1,953,400.00	70,904.25	---	1,882,495.75
FED GRANTS/DONATIONS PS	03.025	6228	45,600.00	---	---	45,600.00
FED GRANTS/DONATIONS	03.025	6229	1,000.00	---	---	1,000.00

## Federal Budget Stabilization - Education 82%

## Fund (2082)

CROWDER COLLEGE	03.155	5191	432,074.00	419,112.00	---	12,962.00
EAST CENTRAL COLLEGE	03.155	5192	501,520.00	486,474.00	---	15,046.00
JEFFERSON COLLEGE	03.155	5193	735,866.00	713,790.00	---	22,076.00
METROPOLITAN COM COLLEGE	03.155	5194	3,057,148.00	2,965,434.00	---	91,714.00
MINERAL AREA COLLEGE	03.155	5195	482,125.00	467,661.00	---	14,464.00

**STATE OF MISSOURI  
SUMMARY OF APPROPRIATION ACTIVITY  
GENERAL FUND - FEDERAL FUNDS  
FOR THE APPROPRIATION YEAR 2010**

	H.B. No.	Appr. No.	Appropriations	Expenditures and Transfers Out	Biennial Rollovers and Reappropriations to 2011	Lapse of Appropriations
MOBERLY AREA COM COLLEGE	03.155	5200	667,166.00	647,151.00	---	20,015.00
NORTH CENTRAL MO COLLEGE	03.155	5201	238,000.00	230,860.00	---	7,140.00
OZARKS TECH COM COLLEGE	03.155	5203	1,895,930.00	1,839,052.00	---	56,878.00
ST CHARLES CNTY COM COL	03.155	5206	1,515,513.00	1,470,048.00	---	45,465.00
ST LOUIS COM COLLEGE	03.155	5207	4,395,909.00	4,264,032.00	---	131,877.00
STATE FAIR COM COLLEGE	03.155	5208	511,185.00	495,849.00	---	15,336.00
THREE RIVERS COM COLLEGE	03.155	5213	606,914.00	588,707.00	---	18,207.00
<b><u>State Colleges and Universities</u></b>						
Federal Budget Stabilization - Medicaid Reimbursement Fund (2000)						
UNIV OF MO MORENET	03.220	5791	1,275,461.00	1,041,620.00	---	233,841.00
MO KIDNEY PROGRAM	03.245	5793	150,000.00	150,000.00	---	---
HOSPITAL AND CLINICS	03.225	5924	6,550,000.00	6,550,000.00	---	---
ELLIS FISCHER CANCER CNT	22.305	6531	31,182,000.00	---	31,182,000.00	---
MO STATE-REUTILIZATION	22.290	6659	19,228,211.00	---	19,228,211.00	---
TRUMAN ST UNIV PERSHING	22.300	6686	10,222,081.00	---	10,222,081.00	---
UM UMSL BENTON-STADLER	22.350	6697	28,130,767.00	---	28,130,767.00	---
Federal Budget Stabilization - Education 18% Fund (2018)						
LINN STATE TECH COLLEGE	03.160	5828	154,151.00	149,526.00	---	4,625.00
UNIVERSITY OF CENTRAL MO	03.165	5829	1,216,361.00	1,179,870.00	---	36,491.00
SOUTHEAST MO STATE UNIV	03.170	5830	1,172,210.00	1,137,044.00	---	35,166.00
MO STATE UNIVERSITY	03.175	5833	2,198,607.00	2,132,649.00	---	65,958.00
LINCOLN UNIVERSITY	03.180	5835	807,161.00	782,946.00	---	24,215.00
TRUMAN STATE UNIVERSITY	03.185	5836	756,339.00	733,649.00	---	22,690.00
NORTHWEST MO STATE UNIV	03.190	5838	527,319.00	511,499.00	---	15,820.00
MO SOUTHERN ST UNIVERSITY	03.195	5839	1,100,871.00	1,067,845.00	---	33,026.00
MO WESTERN ST UNIVERSITY	03.200	5840	847,724.00	822,292.00	---	25,432.00
HARRIS STOWE ST UNIV	03.205	5842	513,870.00	498,454.00	---	15,416.00
UNIV OF MISSOURI CAMPUSES	03.210	5843	24,278,199.00	23,549,853.00	---	728,346.00
Federal Budget Stabilization - Education 82% Fund (2082)						
LINN STATE TECH COLLEGE	03.160	5214	696,456.00	675,562.00	---	20,894.00
UNIVERSITY OF CENTRAL MO	03.165	5215	6,576,414.00	6,379,122.00	---	197,292.00
SOUTHEAST MO STATE UNIV	03.170	5216	5,360,791.00	5,199,967.00	---	160,824.00
MO STATE UNIVERSITY	03.175	5217	9,917,915.00	9,620,378.00	---	297,537.00
LINCOLN UNIVERSITY	03.180	5218	2,179,846.00	2,114,451.00	---	65,395.00

TRUMAN STATE UNIVERSITY	03.185	5221	4,976,799.00	4,827,495.00	---	149,304.00
NORTHWEST MO STATE UNIV	03.190	5263	3,647,502.00	3,538,077.00	---	109,425.00
MO SOUTHERN ST UNIVERSITY	03.195	5264	2,820,807.00	2,736,183.00	---	84,624.00
MO WESTERN ST UNIVERSITY	03.200	5265	2,599,437.00	2,521,454.00	---	77,983.00
HARRIS STOWE ST UNIV	03.205	5266	1,198,595.00	1,162,637.00	---	35,958.00
UNIV OF MISSOURI CAMPUSES	03.210	5267	49,772,727.00	48,279,545.00	---	1,493,182.00

**DEPARTMENT OF HEALTH AND SENIOR SERVICES**

Health Fund (0143)

HEALTH STATE OWNED	13.095	2582	981,957.00	917,382.88	---	64,574.12
HEALTH LEASING	13.095	4182	2,255,490.00	1,992,597.29	---	262,892.71
REFUNDS	10.620	7330	137,780.00	137,766.67	---	13.33

DHSS Disaster Fund (0178)

DHSS DISASTER FUND	10.630	1689	1.00	---	---	1.00
--------------------	--------	------	------	-----	-----	------

Federal Stimulus - Health and Senior Services Fund (2264)

ARRA GRANTS	21.325	5717	9,975,444.00	11,705.21	9,956,815.00	6,923.79
CANCER REGISTRY	21.340	5720	1,320,000.00	---	---	1,320,000.00

**Office of the Director**

Health Fund (0143)

DIRECTOR'S OFFICE PS	10.600	8445	1,727,593.00	1,546,636.11	---	180,956.89
DIRECTOR'S OFFICE E&E	10.600	8446	403,297.00	142,724.87	---	260,572.13

**Administration**

Health Fund (0143)

FEDERAL GRANTS E&E	10.625	2123	16,552,621.00	16,389,688.71	---	162,932.29
FEDERAL GRANTS PS	10.625	3946	17,532.00	17,531.25	---	0.75
ADMIN SHARED EXPENSES E&E	10.605	6806	65,315.00	25,076.15	---	40,238.85
DIVISION OF ADMIN PS	10.605	7695	2,374,849.00	2,260,339.65	---	114,509.35
DIVISION OF ADMIN E&E	10.605	7696	2,267,589.00	1,754,004.89	---	513,584.11

**Division of Community and Public Health**

Health Fund (0143)

DIV COMM&PUBLIC HLTH PS	10.635	1217	15,075,270.00	14,000,056.75	---	1,075,213.25
DIV COMM&PUBLIC HLTH E&E	10.635	1218	2,949,779.00	2,838,812.66	---	110,966.34
DIV COMM&PUBLIC HLTH PROG	10.645	1256	27,198,922.00	27,198,922.00	---	---
MEDICATIONS	10.645	1493	13,330,955.00	13,330,955.00	---	---
SUMMER FOOD SVS PRGM DIST	10.650	1662	11,350,619.00	11,350,618.39	---	0.61
DCPH MEDICAID PS	10.635	1964	1,071,307.00	1,057,686.26	---	13,620.74
DCPH MEDICAID E&E	10.635	1966	86,388.00	61,114.75	---	25,273.25
DCPH PROG MEDICAID	10.645	1974	232,572.00	232,549.77	---	22.23
HEAD INJRY SVS MEDICAID	10.645	2002	193,201.00	187,021.31	---	6,179.69
MEDICAL LOAN PROGRAM	10.660	3934	174,446.00	150,000.00	---	24,446.00

**STATE OF MISSOURI  
SUMMARY OF APPROPRIATION ACTIVITY  
GENERAL FUND - FEDERAL FUNDS  
FOR THE APPROPRIATION YEAR 2010**

	H.B. No.	Appr. No.	Appropriations	Expenditures and Transfers Out	Biennial Rollovers and Reappropriations to 2011	Lapse of Appropriations
PUBLIC HEALTH LAB PS	10.675	4174	634,826.00	570,887.90	---	63,938.10
PUBLIC HEALTH LAB E&E	10.675	4175	1,167,389.00	863,799.41	---	303,589.59
SEXUAL ASSAULT PREVENTION	10.645	4659	801,288.00	536,610.38	---	264,677.62
CTR ER RESP/TERRORISM E&E	10.670	5641	20,179,535.00	15,922,219.97	---	4,257,315.03
CTR ER RESP/TERRORISM PS	10.670	5903	3,148,731.00	3,017,966.13	---	130,764.87
OFC OF MINORITY HLTH PS	10.665	7146	127,481.00	49,181.91	---	78,299.09
OFC OF MINORITY HLTH E&E	10.665	7147	109,409.00	50,838.23	---	58,570.77
MINORITY HLTH & AGING PRG	10.665	7149	45,045.00	---	---	45,045.00
WIC SUPP FOOD DISTRIBUT	10.650	7730	114,566,634.00	114,566,633.77	---	0.23
CHILD-ADULT CARE FOOD PRG	10.650	8456	45,481,339.00	45,481,338.14	---	0.86
Federal Budget Stabilization - Medicaid Reimbursement Fund (2000)						
DIV COMM&PUBLIC HLTH PROG	10.645	5847	200,000.00	190,899.52	---	9,100.48
TOBACCO CESSATION	10.645	5850	1,000,000.00	948,643.15	---	51,356.85
PRIMO PROGRAM	10.660	5851	500,000.00	335,000.00	---	165,000.00
Federal Stimulus - Health and Senior Services Fund (2264)						
WIC SUPP FOOD DISTRIBUT	21.360	5639	8,000,000.00	---	8,000,000.00	---
IMMUNIZATIONS	21.330	5718	840,000.00	284,718.03	555,281.00	0.97
IMMUNIZATIONS DEMO	21.335	5719	3,000,000.00	---	---	3,000,000.00
CHRONIC DISEASE MGMT	21.345	5721	18,350,000.00	---	5,000,000.00	13,350,000.00
WIC INFO TECHNOLOGY	21.355	5727	1,380,552.00	444,590.94	935,961.00	0.06
HEALTH PROFESSIONAL LOAN	21.365	5729	600,000.00	300,000.00	35,000.00	265,000.00
WIC DATA SYS ARRA GRANT	21.355	6748	119,448.00	113,963.03	5,484.00	0.97
IMMUNIZATIONS PS	21.330	6886	150,000.00	48,707.86	101,292.00	0.14
ST PRIM CARE OFFIC GNT PS	21.325	6921	24,556.00	13,425.41	11,130.00	0.59
<b><u>Division of Senior and Disability Service</u></b>						
Health Fund (0143)						
DIV SENIOR&DISABILITY PS	10.680	1260	3,191,588.00	3,076,976.11	---	114,611.89
DIV SENIOR&DISABILITY E&E	10.680	1261	553,249.00	271,380.06	---	281,868.94
DSDS MEDICAID PS	10.680	2012	6,176,923.00	6,044,980.48	---	131,942.52
DSDS MEDICAID E&E	10.680	2013	506,881.00	368,057.58	---	138,823.42
IN HOME SVS PGRM MEDICAID	10.690	2029	344,606,036.00	344,606,036.00	---	---
ALZHEIMER'S SERVICE	10.695	2909	265,670.00	189,760.44	---	75,909.56

HOME & COMMUNITY SVS PRGM	10.685	2980	1,667,028.00	808,671.69	---	858,356.31
AAA CONTRACTS	10.700	2981	31,874,939.00	31,874,938.11	---	0.89
RATE INC PED NURSING	22.245	6608	261,852.00	261,852.00	---	---
RATE INC IN-HOME SERV	22.250	6610	13,398,812.00	---	13,398,812.00	---
Federal Budget Stabilization - Medicaid Reimbursement Fund (2000)						
IMMIGRATION ASSISTANCE	10.688	5855	200,000.00	125,791.41	---	74,208.59
NORC	10.710	5857	127,500.00	123,675.00	---	3,825.00
RATE INC PED NURSING	22.245	6607	146,144.00	146,144.00	---	---
RATE INC IN-HOME SERV	22.250	6609	7,909,073.00	---	7,909,073.00	---
IN HOME SVS PGR MEDICAID	14.110	7054	19,891,879.00	19,891,879.00	---	---
Federal Stimulus - Health and Senior Services Fund (2264)						
AAA CONTRACTS NUTRITION	21.370	5642	2,108,908.00	1,552,922.00	---	555,986.00
AAA CONTRACTS EMPLOYMENT	21.375	5644	645,377.00	548,236.55	97,140.00	0.45

**Division of Regulation and Licensure**

Health Fund (0143)						
DIV OF REG&LICENSURE PS	10.720	1266	7,219,283.00	7,201,254.01	---	18,028.99
DIV OF REG&LICENSURE E&E	10.720	1269	743,837.00	696,119.26	---	47,717.74
CHILD CARE IMPROVE PRGM	10.725	1812	711,675.00	358,322.62	---	353,352.38
DRL MEDICAID PS	10.720	2018	3,512,740.00	3,443,318.47	---	69,421.53
DRL MEDICAID E&E	10.720	2021	439,187.00	178,701.41	---	260,485.59
Federal Stimulus - Health and Senior Services Fund (2264)						
HEALTH CARE INFECTIONS	21.350	5722	749,894.00	11,947.62	730,513.00	7,433.38
HEALTH CARE INFECTIONS PS	21.350	6958	171,606.00	24,066.86	147,539.00	0.14

**DEPARTMENT OF TRANSPORTATION**

Multimodal Operations Fund (0126)						
FRINGES MULTIMODAL PS	04.230	0102	255,811.00	187,579.41	---	68,231.59
GRANTS-SEC 5303 (8)	04.275	0437	14,737,719.00	5,243,849.38	---	9,493,869.62
GRANTS-SEC 5309 (SEC 3)	04.270	1316	17,200,250.00	5,250,247.43	---	11,950,002.57
HIGH SPEED RAIL STUDY	04.280	1880	1.00	---	---	1.00
NEW FREEDOM PRGM	04.250	2263	1,223,193.00	304,513.67	---	918,679.33
JOB ACCESS & REV COM GNTS	04.265	2264	3,900,000.00	623,462.91	---	3,276,537.09
SMALL URBANIZED TRAN ASST	04.260	4263	1.00	---	---	1.00
SUPPORT TO MULTIMODAL DIV	04.235	4272	78,500.00	78,500.00	---	---
LOCAL RAIL SERVICE ASSIST	04.280	5306	3,400,001.00	2,645,804.43	---	754,196.57
CI GRANTS SEC 5310 (16)	04.250	8493	5,304,824.00	3,235,957.41	---	2,068,866.59
SMALL URBAN&RURAL TRAN	04.265	8726	37,966,950.00	26,639,818.61	---	11,327,131.39
MULTIMODAL OPS ADMIN PS	04.230	8901	539,586.00	413,845.61	---	125,740.39
MULTIMODAL OPS ADMIN E&E	04.230	8902	400,000.00	153,860.83	---	246,139.17
FEDERAL AVIATION ASSIST	04.315	8905	56,338,440.00	27,532,500.72	---	28,805,939.28



**STATE OF MISSOURI  
SUMMARY OF APPROPRIATION ACTIVITY  
GENERAL FUND - FEDERAL FUNDS  
FOR THE APPROPRIATION YEAR 2010**

	H.B. No.	Appr. No.	Appropriations	Expenditures and Transfers Out	Biennial Rollovers and Reappropriations to 2011	Lapse of Appropriations
Transportation - Highway Safety Fund (0149)						
MAINTENANCE PS	04.210	6309	356,502.00	298,407.32	---	58,094.68
MAINTENANCE E&E	04.210	6310	55,000.00	49,018.40	---	5,981.60
FRINGES MAINTENANCE PS	04.210	6312	165,041.00	89,323.28	---	75,717.72
FRINGES MAINTENANCE E&E	04.210	6313	2,071.00	1,902.80	---	168.20
HIGHWAY SAFETY GRANTS	04.210	6314	30,000,000.00	19,358,993.59	---	10,641,006.41
MCSAP/Division of Transportation Fund (0185)						
MOTOR CARRIER SFTY ASSIST	04.210	6315	2,000,000.00	1,258,855.30	---	741,144.70
Federal Budget Stabilization - Medicaid Reimbursement Fund (2000)						
STATE MATCH FOR AMTRAK	04.290	5819	5,500,000.00	5,500,000.00	---	---
PUBLIC TRANSIT PROVIDER	22.285	6630	12,000,000.00	7,999,999.00	4,000,001.00	---
<b><u>DEPARTMENT OF LABOR AND INDUSTRIAL RELATIONS</u></b>						
Labor and Industrial Relations - Commission on Human Rights Fund (0117)						
DOLIR LEASING	13.060	2464	10,381.00	5,630.27	---	4,750.73
DOLIR STATE OWNED	13.060	2783	30,578.00	30,577.08	---	0.92
Labor and Industrial Relations Administrative Fund (0122)						
DOLIR LEASING	13.060	2625	2,131.00	57.00	---	2,074.00
DOLIR STATE OWNED	13.060	2798	187,451.00	187,450.32	---	0.68
Division of Labor Standards Fund (0186)						
DOLIR STATE OWNED	13.060	2697	6,259.00	5,741.88	---	517.12
Unemployment Compensation Administration Fund (0948)						
DOLIR STATE OWNED	13.060	2700	760,572.00	760,572.00	---	---
DOLIR LEASING	13.060	3233	62,149.00	47,251.18	---	14,897.82
Federal Stimulus - Labor and Industrial Relations Fund (2272)						
ARRA GRANTS	21.270	5712	1,000,000.00	---	1,000,000.00	---

**Director and Staff**

Labor and Industrial Relations Administrative Fund (0122)

DIRECTOR AND STAFF PS	07.800	1869	2,247,520.00	2,194,251.66	---	53,268.34
DIRECTOR AND STAFF EE	07.800	1870	2,041,317.00	866,333.79	---	1,174,983.21
LIFE INSURANCE COSTS	07.800	2926	80,000.00	63,280.73	---	16,719.27

Unemployment Compensation Administration Fund (0948)

DIRECTOR AND STAFF PS	07.800	5831	1.00	---	---	1.00
DIRECTOR AND STAFF E&E	07.800	5834	2,300,000.00	1,988,943.98	---	311,056.02

**Division of Labor Standards**

Division of Labor Standards Fund (0186)

ADMINISTRATION/LS PS	07.820	2320	1.00	---	---	1.00
ADMINISTRATION/LS E&E	07.820	2507	32,670.00	---	---	32,670.00
ON-SITE CONSULT/LS PS	07.825	5890	797,739.00	490,977.46	---	306,761.54
ON-SITE CONSULT/LS E&E	07.825	5891	299,161.00	175,835.87	---	123,325.13
MINE SAFETY TRNG PRGM PS	07.830	5892	205,726.00	101,646.50	---	104,079.50
MINE SAFETY TRNG PRGM E&E	07.830	5893	165,081.00	17,807.92	---	147,273.08

**Division of Employment Security**

Unemployment Compensation Administration Fund (0948)

ADMIN EMP SEC PS	07.870	0694	22,821,140.00	18,854,108.36	---	3,967,031.64
ADMIN EMP SEC E&E	07.870	0696	9,842,111.00	7,988,685.07	---	1,853,425.93
EMPLOYMENT & TRAINING PAY	07.875	3910	7,000,000.00	1,375,872.44	---	5,624,127.56

Federal Stimulus - Labor and Industrial Relations Fund (2272)

ADMIN EMP SECURITY PS	21.275	5627	1,912,309.00	1,612,319.88	201,270.00	98,719.12
ADMIN EMP SECURITY EE	21.275	5633	142,430.00	50,750.87	91,679.00	0.13

**Commission on Human Rights**

Labor and Industrial Relations - Commission on Human Rights Fund (0117)

COMM ON HUMAN RIGHTS PS	07.900	5996	895,097.00	793,615.75	---	101,481.25
COMM ON HUMAN RIGHTS E&E	07.900	5998	161,866.00	83,616.78	---	78,249.22

Labor and Industrial Relations Administrative Fund (0122)

COMM ON HUMAN RIGHTS PS	07.900	4400	43,367.00	43,252.23	---	114.77
COMM ON HUMAN RIGHTS E&E	07.900	4405	6,234.00	---	---	6,234.00

**Labor and Industrial Relations Commission**

Unemployment Compensation Administration Fund (0948)

INDUSTRIAL COMMISSION PS	07.815	3094	364,670.00	332,618.94	---	32,051.06
INDUSTRIAL COMMISSION E&E	07.815	3095	57,108.00	12,963.91	---	44,144.09

**STATE OF MISSOURI  
SUMMARY OF APPROPRIATION ACTIVITY  
GENERAL FUND - FEDERAL FUNDS  
FOR THE APPROPRIATION YEAR 2010**

	H.B. No.	Appr. No.	Appropriations	Expenditures and Transfers Out	Biennial Rollovers and Reappropriations to 2011	Lapse of Appropriations
<b><u>DEPARTMENT OF MENTAL HEALTH</u></b>						
Mental Health Intergovernmental Transfer Fund (0147)						
REFUNDS	10.035	4411	100.00	---	---	100.00
Mental Health Fund (0148)						
MENTAL HEALTH STATE OWNED	13.090	2591	242,655.00	238,134.96	---	4,520.04
REFUNDS	10.035	4406	35,873.00	35,872.21	---	0.79
DMH FEDERAL FUND PS	10.050	9373	112,982.00	---	---	112,982.00
Federal Stimulus - Mental Health Fund (2276)						
ARRA GRANTS	21.320	5716	3,000,000.00	---	1,100,000.00	1,900,000.00
<b><u>Office of the Director</u></b>						
Mental Health Intergovernmental Transfer Fund (0147)						
DMH INTERGOVERNMENTAL	10.065	5906	8,000,000.00	4,699,321.00	---	3,300,679.00
Mental Health Fund (0148)						
DIRECTOR'S OFFICE PS	10.005	0670	37,358.00	36,478.81	---	879.19
SHELTER PLUS CARE GRANTS	10.060	1681	9,713,890.00	8,947,448.27	---	766,441.73
REV MAX CONTRACTS	10.025	1688	1.00	---	---	1.00
DIRECTOR'S OFFICE E&E	10.005	2045	76,223.00	14,510.23	---	61,712.77
HOUSING FOR VETERANS	10.060	2781	1,498,162.00	361,898.04	---	1,136,263.96
MH TRANSF GRANT PS	10.020	3621	726,856.00	501,500.76	---	225,355.24
MH TRANSF GRANT E&E	10.020	3623	2,060,214.00	1,332,584.65	---	727,629.35
OPERATIONAL SUPPORT PS	10.025	5311	670,037.00	652,254.88	---	17,782.12
OPERATIONAL SUPPORT E&E	10.025	5312	847,016.00	438,943.71	---	408,072.29
DMH INTERGOVERNMENTAL	10.065	5905	11,000,000.00	8,419,942.00	---	2,580,058.00
CHILD SYSTEM OF CARE PS	10.055	7243	140,773.00	85,492.83	---	55,280.17
<b><u>Division of Alcohol and Drug Abuse</u></b>						
Mental Health Fund (0148)						
MENTAL HEALTH LEASING	13.090	0665	4,789.00	3,851.98	---	937.02
INCENTIVE & HIGH RISK E&E	10.105	1000	2,821,412.00	2,220,503.43	---	600,908.57
ADA TREATMENT SVS E&E	10.110	2051	3,079,750.00	1,663,274.83	---	1,416,475.17
ADA ADMIN PS	10.100	2151	903,597.00	775,395.23	---	128,201.77
ADA ADMIN E&E	10.100	2152	183,541.00	102,681.78	---	80,859.22
PREVENTION & EDU SVS	10.105	2154	4,288,996.00	3,398,350.03	---	890,645.97
SATOP	10.120	3899	407,458.00	259,816.98	---	147,641.02

PREVENTION & EDU SVS PS	10.105	4143	360,406.00	312,073.55	---	48,332.45
PREVENTION & EDU SVS E&E	10.105	4144	102,363.00	7,717.44	---	94,645.56
TOBACCO INVESTIGTNS PS	10.105	4145	173,250.00	102,184.76	---	71,065.24
TOBACCO INVESTIGTNS E&E	10.105	4146	103,622.00	37,665.82	---	65,956.18
ADA TREATMENT SERVICES	10.110	4149	20,827,275.00	20,491,196.89	---	336,078.11
ADA TREATMENT SVS PS	10.110	4150	783,672.00	348,765.23	---	434,906.77
COMMUNITY 2000	10.105	4650	2,059,693.00	1,659,062.61	---	400,630.39
SCHOOL BASED PREVENTION	10.105	4651	1,227,356.00	935,966.32	---	291,389.68
INCENTIVE & HIGH RISK PS	10.105	5056	131,043.00	24,991.12	---	106,051.88
ADA FED MEDICAID	10.110	6677	22,985,930.00	20,312,434.47	---	2,673,495.53
ACCESS RECOVERY GRANT PS	10.110	7037	156,900.00	156,893.04	---	6.96
ACCESS RECOVERY GRANT E&E	10.110	7038	693,550.00	224,118.52	---	469,431.48
ACCESS RECOVERY TREATMENT	10.110	7039	6,589,796.00	6,589,135.85	---	660.15
SATOP PS	10.120	7246	20,406.00	20,405.92	---	0.08
Federal Budget Stabilization - Medicaid Reimbursement Fund (2000)						
ADA TREATMENT SERVICES	10.110	5859	1,164,046.00	1,164,046.00	---	---

**Division of Comprehensive Psychiatric  
Services**

Mental Health Fund (0148)

WESTERN MO MHC PS	10.340	0208	97,274.00	97,274.00	---	---
METRO STL PSY CTR PS	10.320	0874	289,680.00	289,680.00	---	---
MID MISSOURI MHC PS	10.325	0876	406,263.00	406,263.00	---	---
NW MO PSY REHAB CENTER PS	10.305	1003	577,400.00	577,400.00	---	---
STL PSY REHAB CTR PS	10.310	1004	319,538.00	319,538.00	---	---
ADULT COMMUNITY PRGM PS	10.210	1480	216,000.00	181,589.43	---	34,410.57
YOUTH COMMUNITY PRGM PS	10.225	1483	178,307.00	178,208.92	---	98.08
HOMELESS MENTALLY ILL	10.210	1686	800,000.00	762,046.62	---	37,953.38
CPS ADMIN PS	10.200	1846	604,287.00	588,826.93	---	15,460.07
CPS ADMIN E&E	10.200	1847	366,601.00	360,914.24	---	5,686.76
DMH FEDERAL FUND E&E	10.050	2049	1,794,378.00	341,047.12	---	1,453,330.88
ADULT COMMUNITY PRGM E&E	10.210	2054	1,792,633.00	731,134.55	---	1,061,498.45
ADULT COMMUNITY PROGRAM	10.210	2055	18,650,923.00	12,518,097.87	---	6,132,825.13
YOUTH COMMUNITY PRGM E&E	10.225	2058	1,113,607.00	20,411.16	---	1,093,195.84
YOUTH COMMUNITY PROGRAM	10.225	2059	2,696,148.00	1,263,300.25	---	1,432,847.75
SUICIDE PREVENTION PS	10.200	2075	24,892.00	8,459.60	---	16,432.40
STAFF TRAINING	10.030	2247	858,000.00	338,009.92	---	519,990.08
FORENSIC SUPPORT SVC PS	10.220	2630	4,094.00	4,093.67	---	0.33
SEMO MHC-MSOTC PS	10.330	2631	27,118.00	27,118.00	---	---
FULTON HSP PHAR CONTR E&E	10.300	2634	223,224.00	223,224.00	---	---
NW MO PRC PHAR CONTR E&E	10.305	2635	105,903.00	105,903.00	---	---
STL PRC PHAR CONTR E&E	10.310	2636	93,210.00	93,210.00	---	---
SEMO MHC PHAR CONTR E&E	10.330	2638	219,538.00	219,538.00	---	---
WEST MO MHC PHAR CNT E&E	10.340	2640	133,930.00	133,930.00	---	---
HAWTHORN CPH PHAR CNT E&E	10.350	2641	93,210.00	93,210.00	---	---

**STATE OF MISSOURI  
SUMMARY OF APPROPRIATION ACTIVITY  
GENERAL FUND - FEDERAL FUNDS  
FOR THE APPROPRIATION YEAR 2010**

	H.B. No.	Appr. No.	Appropriations	Expenditures and Transfers Out	Biennial Rollovers and Reappropriations to 2011	Lapse of Appropriations
WESTERN MO MHC E&E	10.340	2642	499,997.00	499,997.00	---	---
MEDICATION COST INCREASES	10.235	2767	916,243.00	627,851.04	---	288,391.96
SW MO PSY REHAB CTR PS	10.315	3042	167,168.00	167,168.00	---	---
SW MO PSY REHAB CTR E&E	10.315	3047	26,593.00	26,593.00	---	---
HEALTHCARE TECHNOLOGY E&E	10.025	3628	1,716,650.00	1,184,725.55	---	531,924.45
SUICIDE PREVENTION E&E	10.200	4654	620,401.00	605,664.08	---	14,736.92
HAWTHORN PSY HOSPTL PS	10.350	5567	1,528,169.00	1,528,169.00	---	---
HAWTHORN PSY HOSPTL E&E	10.350	5568	98,684.00	98,684.00	---	---
ADULT CP FED MEDICAID	10.210	6678	80,773,791.00	73,349,249.87	---	7,424,541.13
YOUTH CP FED MEDICAID	10.225	6679	21,358,949.00	18,612,796.60	---	2,746,152.40
SOUTHEAST MO MHC PS	10.330	6938	126,250.00	126,250.00	---	---
COTTONWOOD TRMT CTR PS	10.355	7014	1,677,345.00	1,628,668.38	---	48,676.62
COTTONWOOD TRMT CTR E&E	10.355	7015	350,000.00	287,867.78	---	62,132.22
STAFF TRAINING PS	10.030	7025	142,000.00	120,349.92	---	21,650.08
NW MO PSY REHAB OVERTIME	10.305	7189	11,082.00	11,082.00	---	---
STL PSY REHAB OVERTIME	10.310	7191	917.00	917.00	---	---
HAWTHORN HOSP OVERTIME	10.350	7194	7,116.00	7,116.00	---	---
COTTONWOOD TRMT OVERTIME	10.355	7196	1,103.00	1,103.00	---	---
METRO STL PSY OVERTIME	10.320	7198	1,126.00	1,126.00	---	---
MID MO MHC OVERTIME	10.325	7200	5,973.00	5,973.00	---	---
CHILD SYSTEM OF CARE E&E	10.055	7244	184,615.00	48,996.75	---	135,618.25
CHILD SYSTEM OF CARE PRG	10.055	7245	5,165,301.00	3,069,961.93	---	2,095,339.07
FULTON STATE HOSPITAL PS	10.300	7356	180,322.00	180,264.64	---	57.36
Federal Budget Stabilization - Medicaid Reimbursement Fund (2000)						
HEALTHCARE TECHNOLOGY E&E	10.025	5858	1,250,000.00	1,187,500.00	---	62,500.00
ADULT COMMUNITY PROGRAM	10.210	5863	1,197,245.00	1,197,245.00	---	---
YOUTH COMMUNITY PROGRAM	10.225	5864	364,245.00	364,245.00	---	---
<b><u>Division of Developmental Disabilities</u></b>						
Mental Health Fund (0148)						
BELLEFONTAINE HC PS	10.555	0886	9,944.00	9,926.60	---	17.40
NW COMMUNITY SERVICES PS	10.560	0887	1,399,421.00	1,399,233.86	---	187.14
MARSHALL HC PS	10.565	0888	2,535,907.00	1,863,886.36	---	672,020.64
ST LOUIS DDTC FED PS	10.575	1137	3,445.00	3,444.06	---	0.94
MR COMMUNITY PROGRAMS PS	10.410	1683	184,788.00	178,492.89	---	6,295.11
MR COMMUNITY PROGRAMS E&E	10.410	1684	41,776.00	41,776.00	---	---
MRDD ADMIN PS	10.400	1913	303,009.00	302,524.96	---	484.04
MRDD ADMIN E&E	10.400	1914	63,881.00	63,881.00	---	---

COMMUNITY PROGRAMS	10.410	1922	7,982,726.00	7,817,893.06	---	164,832.94
COMMUNITY PRG-MEDICAID MT	10.410	2074	16,214,049.00	16,214,049.00	---	---
MRDD COM SUP STAFF PS	10.415	2200	11,151,353.00	8,499,312.73	---	2,652,040.27
MRDD COM SUP STAFF E&E	10.415	2201	685,150.00	562,311.11	---	122,838.89
BELLEFONTAINE HC E&E	10.555	2347	653,871.00	653,871.00	---	---
MARSHALL HC E&E	10.565	2355	351,690.00	138,824.28	---	212,865.72
NEVADA HC PS	10.570	2628	3,104.00	3,104.00	---	---
HIGGINSVILLE HC PS	10.560	3027	281,677.00	281,677.00	---	---
MRDD POOL E&E	10.405	3634	2,360,323.00	1,575,547.48	---	784,775.52
DEV DISABILITS GRANT PS	10.420	4163	372,505.00	315,595.04	---	56,909.96
DEV DISABILITS GRANT E&E	10.420	4164	1,187,593.00	815,750.83	---	371,842.17
MRDD POOL PS	10.405	5174	1,324,876.00	1,324,848.84	---	27.16
MARSHALL HC MEDICAID PS	10.565	5535	8,471,541.00	7,931,540.97	---	540,000.03
ST LOUIS DDTM MEDICAID PS	10.575	5538	11,677,206.00	11,099,935.96	---	577,270.04
ST LOUIS DDTM MEDICAID EE	10.575	5543	392,613.00	392,613.00	---	---
MRDD FED MEDICAID	10.410	6680	303,218,966.00	303,218,965.66	---	0.34
OVERTIME PAY PS	14.090	6916	996,701.00	996,653.72	---	47.28
ALBANY RC PS	10.500	7125	15,383.00	15,252.31	---	130.69
CENTRAL MO RC PS	10.505	7126	47,836.00	47,184.00	---	652.00
HANNIBAL RC PS	10.510	7127	61,327.00	61,327.00	---	---
KANSAS CITY RC PS	10.520	7129	81,643.00	81,643.00	---	---
ROLLA RC PS	10.535	7132	127,698.00	126,273.69	---	1,424.31
ST. LOUIS RC PS	10.550	7135	92,395.00	91,920.55	---	474.45
ALBANY RC E&E	10.500	7136	858.00	854.56	---	3.44
BELLEFONTAINE HC OVERTIME	10.555	7228	38,167.00	38,162.95	---	4.05
HIGGINSVILLE HC OVERTIME	10.560	7230	90,992.00	90,992.00	---	---
MARSHALL HC OVERTIME	10.565	7232	53,935.00	53,935.00	---	---
Federal Budget Stabilization - Medicaid Reimbursement Fund (2000)						
MRDD POOL PS	10.405	5912	1,962,449.00	1,600,706.09	---	361,742.91
BELLEFONTAINE HC CNT	22.160	6589	9,300,000.00	357,832.01	8,942,167.99	---
OVERTIME PAY PS	14.090	7056	2,266,503.00	1,754,277.06	---	512,225.94

## **DEPARTMENT OF NATURAL RESOURCES**

Natural Resources Fund (0140)						
JOBS NOW PROJECTS	06.380	1005	1,000.00	---	---	1,000.00
DNR STATE OWNED	13.045	2701	368,770.00	352,307.08	---	16,462.92
REFUND ACCOUNTS	06.390	2736	7,880.00	7,880.00	---	---
CIVIL WAR COMM E&E	06.370	3360	1.00	---	---	1.00
DNR LEASING	13.045	4306	397,037.00	368,541.62	---	28,495.38
Abandoned Mined Reclamation Fund (0697)						
REFUND ACCOUNTS	06.390	3545	165.00	---	---	165.00
Federal Budget Stabilization - Medicaid Reimbursement Fund (2000)						
CLEANUP HAZ WASTE SITES	22.230	6604	5,147,300.00	---	5,147,300.00	---

**STATE OF MISSOURI  
SUMMARY OF APPROPRIATION ACTIVITY  
GENERAL FUND - FEDERAL FUNDS  
FOR THE APPROPRIATION YEAR 2010**

	H.B. No.	Appr. No.	Appropriations	Expenditures and Transfers Out	Biennial Rollovers and Reappropriations to 2011	Lapse of Appropriations
Federal Stimulus - Natural Resources Fund (2280)						
ARRA GRANTS	21.170	5698	10,000,000.00	---	10,000,000.00	---
<b><u>Department Operations</u></b>						
Natural Resources Fund (0140)						
DEPT OPERATIONS PS	06.200	1810	1,196,851.00	963,082.25	---	233,768.75
DEPT OPERATIONS E&E	06.200	1811	332,112.00	34,783.38	---	297,328.62
<b><u>Water Resources Center</u></b>						
Natural Resources Fund (0140)						
WATER RESOURCES PS	06.215	5247	351,012.00	267,249.82	---	83,762.18
WATER RESOURCES E&E	06.215	5248	190,209.00	116,285.84	---	73,923.16
<b><u>Soil and Water Conservation Program</u></b>						
Natural Resources Fund (0140)						
DEMONSTRATION PROJECTS	06.230	8046	100,000.00	---	---	100,000.00
<b><u>Energy Center</u></b>						
Natural Resources Fund (0140)						
ENERGY CNTR OPERATING PS	06.205	3294	693,076.00	603,218.13	---	89,857.87
ENERGY CNTR OPERATING E&E	06.205	3296	109,257.00	89,500.28	---	19,756.72
ENERGY EFFICIENT SERVICES	06.210	3297	10,857,184.00	5,194,483.26	---	5,662,700.74
Federal Stimulus - Natural Resources Fund (2280)						
ENERGY EFFICIENT SVS PS	21.175	5558	1,639,466.00	771,112.40	868,353.00	0.60
ENERGY EFFICIENT SVS E&E	21.175	5559	408,928.00	182,989.65	225,134.00	804.35
ENERGY EFFICIENT SVS	21.175	6708	224,954,317.00	23,898,927.34	201,055,389.00	0.66
PSC ENERGY EFFICIENT PS	21.175	6960	463,920.00	42,533.05	421,386.00	0.95
PSC ENERGY EFFICIENT E&E	21.175	6961	278,499.00	27,749.73	250,749.00	0.27
<b><u>Division of Environmental Quality</u></b>						
Natural Resources Fund (0140)						
ENVIRONMENTAL QUALITY PS	06.215	1860	390,284.00	180,143.18	---	210,140.82
ENVIRONMENTAL QUALITY E&E	06.215	1871	203,253.00	---	---	203,253.00
TECHNCL ASSIST GRANTS DEQ	06.285	2231	298,110.00	272,793.23	---	25,316.77
LEAKING UNDRGRD STOR TANK	06.265	2506	420,000.00	282,366.59	---	137,633.41
WATER QUALITY STUDY GRANT	06.245	3476	10,116,125.00	3,193,442.55	---	6,922,682.45

AIR POLLUTION CNTRL PS	06.215	5367	739,786.00	706,387.75	---	33,398.25
AIR POLLUTION CNTRL E&E	06.215	5372	615,948.00	80,355.98	---	535,592.02
HAZARDOUS WASTE PS	06.215	5376	3,893,341.00	3,777,469.20	---	115,871.80
HAZARDOUS WASTE E&E	06.215	5382	531,752.00	447,995.89	---	83,756.11
LAND RECLAMATION PS	06.215	5397	526,019.00	442,737.89	---	83,281.11
LAND RECLAMATION E&E	06.215	5402	119,012.00	61,104.80	---	57,907.20
SOLID WASTE MGMT E&E	06.215	6058	200.00	---	---	200.00
WATER PROTECTION PRG PS	06.215	7173	3,257,414.00	2,790,001.46	---	467,412.54
WATER PROTECTION PRG E&E	06.215	7177	1,758,983.00	868,592.62	---	890,390.38
AIR POLL CONTROL GRANTS	06.255	7452	3,367,410.00	2,209,704.14	---	1,157,705.86
ABANDNED MINE LAND RECLMT	06.280	7455	1,750,000.00	947,179.83	---	802,820.17
SMALL OPERATOR ASSIST	06.280	7606	50,000.00	---	---	50,000.00
SUPERFUND CLEANUP	06.265	8053	975,000.00	253,269.04	---	721,730.96
Abandoned Mined Reclamation Fund (0697)						
LAND RECLAMATION-EE	06.215	6879	15.00	---	---	15.00
Federal Stimulus - Natural Resources Fund (2280)						
AIR POLLUTION CNTRL E&E	21.190	5565	48,521.00	6,694.36	41,826.00	0.64
LEAK UNDRGRD STOR TANK EE	21.195	5571	16,650.00	13,826.28	2,823.00	0.72
DRINKING WATER SETASIDE	21.180	5700	2,152,964.00	---	2,152,964.00	---
WATER QUALITY MGMT	21.185	5703	1,207,131.00	38,723.02	1,168,407.00	0.98
AIR POLLUTION CNTRL PS	21.190	6709	219,407.00	53,547.90	165,859.00	0.10
AIR POLLUTION CNTRL	21.190	6710	12,634,425.00	1,135,842.72	11,498,582.00	0.28
LEAK UNDRGRD STOR TANK PS	21.195	6711	218,990.00	139,096.64	79,893.00	0.36
LEAKING UNDRGRD STOR TANK	21.195	6712	3,555,360.00	2,873,944.11	681,415.00	0.89
<b><u>Division of Geology and Land Survey</u></b>						
Natural Resources Fund (0140)						
DGLS OPERATION PS	06.215	2401	615,323.00	589,247.79	---	26,075.21
DGLS OPERATION E&E	06.215	2408	305,606.00	137,228.15	---	168,377.85
LAND SURVEY RESTOR PROJ	06.310	7772	60,000.00	---	---	60,000.00
<b><u>Division of State Parks</u></b>						
Natural Resources Fund (0140)						
HISTORIC PRESERVATION PS	06.355	1883	386,019.00	382,670.98	---	3,348.02
HISTORIC PRESERVATION E&E	06.355	1884	58,745.00	34,357.74	---	24,387.26
STATE PARK OPERATION PS	06.315	1946	123,155.00	122,844.08	---	310.92
STATE PARK OPERATION E&E	06.315	1947	31,306.00	11,240.24	---	20,065.76
STATE PARK GRANTS	06.345	2089	175,000.00	98,981.85	---	76,018.15
HISTORIC PRESERV GRANTS	06.365	3290	427,193.00	101,826.60	---	325,366.40
OUTDOOR RECREATION GRANTS	06.350	3292	4,967,030.00	1,895,551.65	---	3,071,478.35
DNR SPENDING AUTHORITY	17.335	4053	524,533.00	179,139.28	345,393.72	---
DNR SPENDING AUTHORITY	17.335	4117	600,666.00	46,105.02	554,560.98	---
DNR SPENDING AUTHORITY	22.210	6600	1,149,652.00	---	1,149,652.00	---
Federal Budget Stabilization - Medicaid Reimbursement Fund (2000)						
JACKSON COUNTY COURTHOUSE	22.232	6622	500,000.00	---	500,000.00	---



**STATE OF MISSOURI  
SUMMARY OF APPROPRIATION ACTIVITY  
GENERAL FUND - FEDERAL FUNDS  
FOR THE APPROPRIATION YEAR 2010**

	H.B. No.	Appr. No.	Appropriations	Expenditures and Transfers Out	Biennial Rollovers and Reappropriations to 2011	Lapse of Appropriations
<b><u>Field Services Division</u></b>						
Natural Resources Fund (0140)						
HAZARD MAT ANALYSIS	06.235	0884	100,000.00	---	---	100,000.00
ENVIRONMENT EMERG RESPONS	06.235	1358	250,000.00	---	---	250,000.00
FIELD SERVICES PS	06.215	1820	3,870,865.00	3,539,757.99	---	331,107.01
FIELD SERVICES E&E	06.215	1821	1,495,756.00	527,620.19	---	968,135.81
CLEANUP CONTROLLED SUBST	06.235	7182	143,999.00	134,732.12	---	9,266.88
<b><u>DEPARTMENT OF PUBLIC SAFETY</u></b>						
State Emergency Management Fund (0145)						
PUBLIC SAFETY STATE OWNED	13.065	3720	1,825.00	1,685.40	---	139.60
PUBLIC SAFETY LEASING	13.065	7470	4,249.00	3,331.19	---	917.81
Justice Assistance Grant Program Fund (0782)						
PUBLIC SAFETY LEASING	13.065	4215	75,279.00	63,295.20	---	11,983.80
Federal Stimulus - Public Safety Fund (2284)						
ARRA GRANTS	21.290	5713	6,528,881.00	---	6,528,881.00	---
<b><u>Office of the Director</u></b>						
Public Safety - Juvenile Accountability Incentive Block Grant Fund (0121)						
JUV JUS ACCTABILITY GRANT	08.015	1584	1,013,625.00	707,490.96	---	306,134.04
DIRECTOR ADMIN PS	08.005	1603	60,390.00	25,426.75	---	34,963.25
DIRECTOR ADMIN E&E	08.005	1604	13,320.00	4,105.37	---	9,214.63
State Emergency Management Fund (0145)						
INTEROPERABILITY MATCH	08.005	3125	17,465,576.00	---	---	17,465,576.00
DIRECTOR ADMIN PS	08.005	3695	338,225.00	197,988.21	---	140,236.79
Public Safety Fund (0152)						
NARCOTICS CONTROL ASSIST	08.020	0961	1,000,000.00	---	---	1,000,000.00
VICTIM OF CRIME ACT	08.055	0962	7,500,000.00	6,351,766.67	---	1,148,233.33
JUV JUS DELINQUENCY PREV	08.010	1377	1,032,450.00	901,829.60	---	130,620.40
DIRECTOR ADMIN E&E	08.005	1429	429,942.00	94,975.97	---	334,966.03
VIOLENCE AGAINST WOMEN	08.060	2331	2,499,500.00	2,257,376.77	---	242,123.23
RESIDENTIAL SUBST ABUSE	08.080	3390	250,000.00	74,905.15	---	175,094.85
DIRECTOR ADMIN PS	08.005	4340	369,148.00	264,646.68	---	104,501.32
NATL FORENSIC IMPRV PRGM	08.070	6043	197,287.00	150,580.38	---	46,706.62
Labor and Industrial Relations - Crime Victims Fund (0191)						
CRIME VICTIMS COMP	08.065	4052	3,162,671.00	2,967,496.27	---	195,174.73

Justice Assistance Grant Program Fund (0782)							
DIRECTOR ADMIN PS	08.005	2248	190,074.00	163,254.11	---	26,819.89	
DIRECTOR ADMIN E&E	08.005	2250	102,800.00	98,867.48	---	3,932.52	
NARCOTICS CONTROL ASSIST	08.020	2251	6,000,000.00	2,908,107.88	---	3,091,892.12	
Federal Stimulus - Public Safety Fund (2284)							
VIOLENCE AGAINST WOMEN	21.295	5636	2,740,869.00	911,213.11	1,829,655.00	0.89	
VICTIMS OF CRIME	21.305	5637	949,050.00	698,200.52	250,849.00	0.48	
CRIME VICTIMS COMP	21.300	5714	1,078,384.00	954,663.98	---	123,720.02	
VIOLENCE AGAINST WOMEN PS	21.295	5764	171,974.00	22,997.92	148,377.00	599.08	
VIOLENCE AGAINST WOMEN EE	21.295	5765	10,974.00	675.85	10,298.00	0.15	
VICTIMS OF CRIME PS	21.305	5766	30,649.00	20,692.76	8,929.00	1,027.24	
VICTIMS OF CRIME E&E	21.305	5767	4,050.00	1,052.23	2,997.00	0.77	
Federal Stimulus - Public Safety JAG Fund (2285)							
JUSTICE ASSISTANCE GRANT	21.310	5638	25,752,937.00	8,309,498.34	17,443,438.00	0.66	
JUSTICE ASSISTANCE PS	21.310	5768	740,000.00	108,104.08	631,895.00	0.92	
JUSTICE ASSISTANCE E&E	21.310	5769	1,428,294.00	5,902.59	1,422,391.00	0.41	
<b><u>Division of Fire Safety</u></b>							
Public Safety Fund (0152)							
F S ADMIN E&E	08.175	2103	311,270.00	---	---	311,270.00	
<b><u>State Highway Patrol</u></b>							
Public Safety Fund (0152)							
HIGH INTSTY DRUG TRAFFG	08.100	0625	2,625,000.00	2,621,140.97	---	3,859.03	
SHP TECHNICAL SERVICE PS	08.145	0629	41,720.00	34,645.46	---	7,074.54	
SHP ACADEMY E&E	08.130	0972	59,655.00	23,353.24	---	36,301.76	
VEH & DRIVER SAFETY E&E	08.135	0974	600,000.00	209,252.46	---	390,747.54	
SHP ENFORCEMENT PS	08.110	1135	3,144,738.00	2,394,713.71	---	750,024.29	
SHP ENFORCEMENT E&E	08.110	1140	8,207,677.00	2,064,031.55	---	6,143,645.45	
DPS-SHP INSTIT	13.070	2126	348.00	348.00	---	---	
SHP TECHNICAL SERVICE E&E	08.145	2284	3,897,969.00	3,036,843.37	---	861,125.63	
FRINGE BENEFITS PS	08.105	4345	1,403,345.00	1,152,282.27	---	251,062.73	
FRINGE BENEFITS E&E	08.105	4348	108,825.00	72,999.38	---	35,825.62	
CRIME LABS GRANTS	08.125	4372	100,000.00	---	---	100,000.00	
CRIME LABS PS	08.125	9478	222,260.00	91,242.39	---	131,017.61	
CRIME LABS E&E	08.125	9479	636,223.00	597,333.18	---	38,889.82	
Federal Drug Seizure Fund (0194)							
STATE HIGHWAY PATROL	13.070	0810	88,191.00	77,372.87	---	10,818.13	
DPS-SHP INSTIT	13.070	2136	9,092.00	9,092.00	---	---	
VEHICLE REPLACEMENT	08.120	4534	525,000.00	523,297.87	---	1,702.13	
SHP ENFORCEMENT E&E	08.110	7183	862,067.00	793,189.91	---	68,877.09	
Federal Budget Stabilization - Medicaid Reimbursement Fund (2000)							
SHP ENFORCEMENT E&E	08.110	5870	2,725.00	---	---	2,725.00	
SHP ENFORCEMENT PLANE E&E	08.110	5872	128,000.00	118,575.15	---	9,424.85	
CRIME LABS E&E	14.075	7065	1,099,947.00	1,096,717.80	---	3,229.20	

**STATE OF MISSOURI  
SUMMARY OF APPROPRIATION ACTIVITY  
GENERAL FUND - FEDERAL FUNDS  
FOR THE APPROPRIATION YEAR 2010**

	H.B. No.	Appr. No.	Appropriations	Expenditures and Transfers Out	Biennial Rollovers and Reappropriations to 2011	Lapse of Appropriations
Federal Stimulus - Public Safety Fund (2284)						
MSHP RURAL LAW ENF GNT PS	21.290	6779	2,780,295.00	377,113.41	2,403,181.00	0.59
MSHP RURAL LAW ENF GNT EE	21.290	6981	690,824.00	279,452.97	411,371.00	0.03
FRINGE BENEFITS PS	08.105	6984	250,025.00	184,952.98	---	65,072.02
FRINGE BENEFITS E&E	08.105	6994	100,025.00	8,689.81	---	91,335.19
<b><u>Alcohol and Tobacco Control</u></b>						
Public Safety Fund (0152)						
ALCOHOL & TOBACCO CNTR PS	08.165	3088	299,710.00	282,743.68	---	16,966.32
ALCOHOL & TOBACCO CNTR EE	08.165	3089	175,431.00	160,224.10	---	15,206.90
<b><u>Missouri State Water Patrol</u></b>						
Public Safety Fund (0152)						
STATE WATER PATROL E&E	08.160	5674	2,304,504.00	1,877,144.55	---	427,359.45
STATE WATER PATROL PS	08.160	8414	555,725.00	528,139.88	---	27,585.12
Federal Drug Seizure Fund (0194)						
STATE WATER PATROL E&E	08.160	7184	20,000.00	1,689.34	---	18,310.66
<b><u>Adjutant General</u></b>						
Adjutant General Fund (0190)						
NG STATEWIDE FUNDING	17.465	0764	1,475,770.00	12,129.90	1,463,640.10	---
NG ALBANY ARMORY	17.485	0771	98,218.00	---	98,218.00	---
NG MAINTENANCE SHOPS	17.490	0772	3,682,182.00	---	3,682,182.00	---
NG SPIINGFIELD AVCRAD	17.480	0775	61,567,366.00	8,729,307.74	52,838,058.26	---
A G FIELD SUPPORT PS	08.270	0909	95,167.00	---	---	95,167.00
M&R AG-STATEWIDE PROJECTS	17.450	1158	1,453,093.00	6,771.06	1,446,321.94	---
NG STATEWIDE ENV MGMT	17.455	3008	662,676.00	---	662,676.00	---
NATIONAL GUARD	13.075	3195	977,287.00	599,975.85	---	377,311.15
DPS-ADJ GEN INSTIT SRVS	13.075	3722	3,669,181.00	2,992,559.20	---	676,621.80
ADJ GEN ENVIR COMPLIANCE	17.455	4132	125,722.00	122,327.50	3,394.50	---
ADJ GEN FEDERAL FUNDING	17.460	4133	21,692,592.00	16,394,612.30	5,297,979.70	---
AG-STATEWIDE PROJECTS	17.450	4180	1,793,349.00	1,750,177.18	43,171.82	---
SPRINGFIELD NEW AVCRAD	17.445	6425	150,000.00	89,146.18	60,853.82	---
CONTRACT SERVICES PS	08.290	6463	11,775,778.00	8,777,291.39	---	2,998,486.61
CONTRACT SERVICES E&E	08.290	6464	7,471,078.00	6,087,684.32	---	1,383,393.68
CONTRACT SERVICES REFUNDS	08.290	6465	330,000.00	215,455.64	---	114,544.36

ADJ GN M&R NAT GUARD FAC	22.125	6581	3,000,001.00	1,354,986.86	1,645,014.14	---	
ADJ GEN D&C NATGD FAC STW	22.130	6582	1,500,001.00	475,024.05	1,024,976.95	---	
ADJ GN CENTER BOONVILLE	22.135	6584	2,458,496.00	---	2,458,496.00	---	
A G FIELD SUPPORT E&E	08.270	7277	194,000.00	182,457.29	---	11,542.71	
ADJ GEN ENVIR COMPLIAN-10	17.455	7791	1,766,918.00	---	1,766,918.00	---	
Federal Drug Seizure Fund (0194)							
A G ADMIN E&E	08.255	7185	60,000.00	47,750.29	---	12,249.71	
Federal Budget Stabilization - Medicaid Reimbursement Fund (2000)							
NATIONAL GUARD TRUST E&E	08.260	5877	775,600.00	476,147.00	---	299,453.00	
FAMILY COINS	08.260	5923	12,000.00	11,640.00	---	360.00	
Federal Stimulus-Public Safety National Guard Fund (2287)							
NAT GUARD RENOVAT ARRA	22.125	6944	649,763.00	622,178.09	27,584.91	---	
<b><u>State Emergency Management Agency</u></b>							
State Emergency Management Fund (0145)							
MERC DISTRIBUTIONS	08.305	0648	596,890.00	522,310.14	---	74,579.86	
SEMA GRANT	08.310	1235	51,170,500.00	46,622,972.47	---	4,547,527.53	
A G SEMA PS	08.300	1238	1,176,755.00	1,172,367.56	---	4,387.44	
A G SEMA E&E	08.300	6466	843,876.00	366,869.69	---	477,006.31	
FIRST RESPONDER TRAINING	08.310	7011	5,000,000.00	302,532.57	---	4,697,467.43	
Missouri Disaster Fund (0663)							
SEMA GRANT	08.310	8415	128,370,000.00	127,934,894.18	---	435,105.82	
Federal Budget Stabilization - Medicaid Reimbursement Fund (2000)							
A G SEMO E&E	08.300	6631	156,000.00	151,446.50	---	4,553.50	
<b><u>Missouri Veterans' Commission</u></b>							
Missouri Veterans Commission Fund (0184)							
M&R VC-CAPE G. HOME	17.425	0725	1.00	---	1.00	---	
FT LEONARD WOOD CEMETERY	17.430	2886	6,398,722.00	4,350,621.55	2,048,100.45	---	
CAPE VH FIRE LANE HYDRANT	17.440	3005	1.00	---	1.00	---	
ST JAMES SPRINKLERS	22.090	6567	1.00	---	1.00	---	
ST JAMES VETS HOME ROOF	22.095	6569	1.00	---	1.00	---	
MEXICO VETS HOME ROOF	22.100	6571	1.00	---	1.00	---	
WARRENSBURG VET SOLARIUM	22.105	6573	1.00	---	1.00	---	
WARRENSBURG VET CHAPEL	22.110	6575	1.00	---	1.00	---	
HIGGINSVILLE VET CEMETERY	22.115	6577	1.00	---	1.00	---	
SPRINGFIELD VET CEMETERY	22.120	6579	1.00	---	1.00	---	
CAMERON VET SOLARIUM	22.111	6626	1.00	---	1.00	---	
CAMERON VET CHAPEL	22.112	6628	1.00	---	1.00	---	
VETS EMERGENCY GENERATORS	22.085	6730	1.00	---	1.00	---	
Federal Stimulus-Public Safety Missouri Veterans Commission Fund (2286)							
VETS EMERGENCY GENERATORS	22.085	6778	4,151,683.00	229,425.00	3,922,258.00	---	

**STATE OF MISSOURI  
SUMMARY OF APPROPRIATION ACTIVITY  
GENERAL FUND - FEDERAL FUNDS  
FOR THE APPROPRIATION YEAR 2010**

	H.B. No.	Appr. No.	Appropriations	Expenditures and Transfers Out	Biennial Rollovers and Reappropriations to 2011	Lapse of Appropriations
<b><u>DEPARTMENT OF REVENUE</u></b>						
<b><u>Legal Services</u></b>						
Revenue Fund (0132)						
LEGAL SERV E&E	04.008	1741	70,000.00	68,240.75	---	1,759.25
LEGAL SERV PS	14.045	6733	163,030.00	61,591.11	---	101,438.89
<b><u>Fiscal Services</u></b>						
Revenue Fund (0132)						
FISCAL SERV PS	04.010	3644	50,758.00	25,625.30	---	25,132.70
FISCAL SERV E&E	04.010	3645	5,970,006.00	3,119,269.40	---	2,850,736.60
<b><u>Customer Services - MVDL</u></b>						
Revenue Fund (0132)						
CS MV-DL-CAB PS	04.007	1712	199,141.00	34,118.65	---	165,022.35
CS MV-DL-CAB E&E	04.007	1713	379,816.00	21,598.62	---	358,217.38
Federal Budget Stabilization - Medicaid Reimbursement Fund (2000)						
HWY COLL MV/DL E&E	14.035	5774	90,000.00	90,000.00	---	---
<b><u>Customer Services - Taxation</u></b>						
Federal Budget Stabilization - Medicaid Reimbursement Fund (2000)						
HOMESTEAD PRESV CREDIT	04.035	5911	2,571,865.00	2,488,611.71	---	83,253.29
<b><u>DEPARTMENT OF SOCIAL SERVICES</u></b>						
Third Party Liability Collections Fund (0120)						
SOCIAL SRVS STATE OWNED	13.100	2654	21,106.00	21,106.00	---	---
Family Services Donations Fund (0167)						
FED GRANTS & DONATIONS	11.015	9946	23,999.00	---	---	23,999.00
Temporary Assistance for Needy Families Fund (0199)						
SOCIAL SRVS STATE OWNED	13.100	2656	304,852.00	304,852.00	---	---
Social Services and Other Sources Fund (0610)						
SOCIAL SERVICES LEASING	13.100	1435	6,009,745.00	5,589,780.43	---	419,964.57
SOCIAL SERVICES INSTIT	13.100	2098	758,692.00	758,692.00	---	---
SOCIAL SRVS STATE OWNED	13.100	3723	37,013.00	37,012.20	---	0.80
OPERATIONAL M&R	22.035	6732	276,486.00	---	276,486.00	---
FED GRANTS & DONATIONS	11.015	9942	24,929,960.00	23,412,836.33	---	1,517,123.67

**Office of the Director**

## Social Services and Other Sources Fund (0610)

OFFICE OF DIRECTOR PS	11.005	2956	12,450.00	12,447.44	---	2.56
HUMAN RESOURCE CENTER PS	11.020	2996	190,159.00	190,146.20	---	12.80
HUMAN RESOURCE CENTER E&E	11.020	2997	36,985.00	28,437.71	---	8,547.29
OFFICE OF DIRECTOR E&E	11.005	3065	1,429.00	654.23	---	774.77
FIELD & LINE TRAINING	11.025	6794	131,840.00	110,078.64	---	21,761.36

**Division of Finance and Administrative Services**

## Pharmacy Rebates Fund (0114)

RECPT & DISBRSM T REFUNDS	11.040	6932	25,000.00	1,599.68	---	23,400.32
---------------------------	--------	------	-----------	----------	-----	-----------

## Third Party Liability Collections Fund (0120)

RECPT & DISBRSM T REFUNDS	11.040	6930	325,000.00	237,553.59	---	87,446.41
---------------------------	--------	------	------------	------------	-----	-----------

## Title XIX Fund (0163)

RECPT & DISBRSM T REFUNDS	11.040	6929	3,983,515.00	3,983,361.00	---	154.00
---------------------------	--------	------	--------------	--------------	-----	--------

## Federal and Other Fund (0189)

RECPT & DISBRSM T REFUNDS	11.040	6348	53,000.00	11,641.61	---	41,358.39
---------------------------	--------	------	-----------	-----------	-----	-----------

## Temporary Assistance for Needy Families Fund (0199)

RECPT & DISBRSM T REFUNDS	11.040	6927	25,000.00	538.58	---	24,461.42
---------------------------	--------	------	-----------	--------	-----	-----------

## Social Services and Other Sources Fund (0610)

DSS DGS OPERATIONAL M&R	17.565	0607	20,276.00	---	20,276.00	---
FINANCE & ADMIN SRVS PS	11.030	3117	1,068,559.00	1,054,011.77	---	14,547.23
FINANCE & ADMIN SRVS E&E	11.030	3118	184,969.00	92,709.51	---	92,259.49
MAIL CENTER CONSOL PS	11.010	4217	19,481.00	19,438.95	---	42.05
MAIL CENTER CONSOL E&E	11.010	4219	9,670.00	9,670.00	---	---
REVENUE MAXIMATION E&E	11.035	6169	250,000.00	195,000.00	---	55,000.00
RECPT & DISBRSM T REFUNDS	11.040	6926	225,000.00	144,883.13	---	80,116.87

**Division of Legal Services**

## Third Party Liability Collections Fund (0120)

LEGAL SERVICES PS	11.050	1009	552,801.00	550,569.08	---	2,231.92
LEGAL SERVICES E&E	11.050	1011	115,339.00	53,967.38	---	61,371.62

## Social Services and Other Sources Fund (0610)

LEGAL SERVICES PS	11.050	2964	3,009,534.00	2,996,324.66	---	13,209.34
LEGAL SERVICES E&E	11.050	2965	665,910.00	440,398.35	---	225,511.65

**Family Support Division**

## Family Services Donations Fund (0167)

SVS FOR VISUALLY IMPAIRED	11.155	4854	99,995.00	---	---	99,995.00
POLK COUNTY TRUST	11.075	8462	10,000.00	9,585.43	---	414.57

**STATE OF MISSOURI  
SUMMARY OF APPROPRIATION ACTIVITY  
GENERAL FUND - FEDERAL FUNDS  
FOR THE APPROPRIATION YEAR 2010**

	H.B. No.	Appr. No.	Appropriations	Expenditures and Transfers Out	Biennial Rollovers and Reappropriations to 2011	Lapse of Appropriations
Temporary Assistance for Needy Families Fund (0199)						
ADOLESCENT BOYS PROGRAM	11.085	3208	300,000.00	221,400.00	---	78,600.00
TEMPORARY ASSISTANCE	11.095	3597	112,445,760.00	111,807,544.61	---	638,215.39
COMMUNITY WORK SUPPORT	11.095	3616	3,000,000.00	2,657,646.52	---	342,353.48
FAMIS	11.080	4040	1,084,032.00	899,998.36	---	184,033.64
COMMUNITY PARTNERSHIP	11.085	5652	4,081,624.00	4,081,624.00	---	---
FAMILY SUPPORT ADMIN PS	11.055	6271	610,628.00	606,618.25	---	4,009.75
FAMILY SUPPORT ADMIN E&E	11.055	6272	1,906,084.00	1,900,218.05	---	5,865.95
IM FIELD STAFF/OPS PS	11.060	6282	18,699,217.00	18,693,499.63	---	5,717.37
IM FIELD STAFF/OPS E&E	11.060	6283	2,202,783.00	2,191,092.76	---	11,690.24
Social Services and Other Sources Fund (0610)						
FOOD DISTRIBUTION PRGM	11.135	0179	1,175,585.00	1,175,585.00	---	---
PRIVATIZATION COLLECTIONS	11.165	0749	690,000.00	399,866.85	---	290,133.15
SVS FOR VISUALLY IMPAIRED	11.155	1416	6,372,075.00	6,349,192.98	---	22,882.02
BLIND ADMIN PS	11.150	1462	3,055,199.00	2,804,834.21	---	250,364.79
BLIND ADMIN E&E	11.150	1466	743,274.00	500,773.23	---	242,500.77
REFUGEE ASSISTANCE	11.115	3159	3,808,853.00	1,839,044.41	---	1,969,808.59
COMMUNITY SVS BLOCK GRANT	11.120	4499	19,144,171.00	15,013,778.85	---	4,130,392.15
ENERGY ASSISTANCE	11.140	4860	114,130,896.00	114,033,921.21	---	96,974.79
EBT E&E	11.070	5257	3,341,516.00	1,837,574.53	---	1,503,941.47
COMMUNITY PARTNERSHIP	11.085	5653	3,402,175.00	3,402,175.00	---	---
MO MENTORING PARTNERSHIP	11.085	5824	778,143.00	722,987.50	---	55,155.50
CSE FIELD STAFF/OPS PS	11.160	6263	19,287,708.00	18,147,356.08	---	1,140,351.92
CSE FIELD STAFF/OPS E&E	11.160	6264	3,282,393.00	2,332,551.94	---	949,841.06
FAMILY SUPPORT ADMIN PS	11.055	6273	4,280,916.00	3,867,016.76	---	413,899.24
FAMILY SUPPORT ADMIN E&E	11.055	6274	12,260,498.00	4,055,092.80	---	8,205,405.20
IM FIELD STAFF/OPS PS	11.060	6285	42,658,058.00	39,684,264.67	---	2,973,793.33
IM FIELD STAFF/OPS E&E	11.060	6286	1,732,080.00	1,450,804.98	---	281,275.02
FAMILY SUP STAFF TRNG	11.065	6291	136,449.00	2,276.24	---	134,172.76
CSE COUNTY REIMBURSEMENT	11.170	7548	9,343,773.00	9,331,209.67	---	12,563.33
DISTRIBUTION PASS THROUGH	11.175	7549	84,500,000.00	80,629,420.09	---	3,870,579.91
FOOD STAMP TRAINING	11.090	7658	9,294,560.00	9,294,560.00	---	---
HOMELESS CHALLENGE GRANT	11.125	8180	500,000.00	311,931.32	---	188,068.68
EMERGENCY SHELTER GRANTS	11.130	8467	1,340,000.00	1,340,000.00	---	---
FAMIS	11.080	9326	2,704,373.00	2,095,466.53	---	608,906.47
DOMESTIC VIOLENCE	11.145	9818	1,687,653.00	1,510,161.76	---	177,491.24

Federal Stimulus - Social Services Fund (2292)

FOOD STAMP ADMIN	21.385	5646	7,129,406.00	3,654,050.45	3,475,355.00	0.55
HOMELESSNESS PREVENTION	21.400	5647	13,212,388.00	3,934,328.90	9,278,059.00	0.10
FOOD DISTRIBUTION PRGM	21.405	5648	1,081,555.00	647,126.60	434,428.00	0.40
CHILD SUPPORT ENFORCE	21.415	5649	7,763,003.00	6,363,003.00	1,400,000.00	---
TEMPORARY ASSISTANCE	21.390	5757	11,224,576.00	---	11,224,576.00	---
COMMUNITY SVS BLOCK GRANT	21.395	5758	30,438,100.00	20,651,595.00	9,786,505.00	---
SVS FOR VISUALLY IMPAIRED	21.410	5759	778,752.00	---	778,752.00	---
CSE FIELD STAFF/OPS E&E	11.160	7022	1,562,149.00	1,562,070.66	---	78.34
CSE COUNTY REIMBURSEMENT	11.170	7023	7,174,848.00	7,174,848.00	---	---

**Children's Division**

Third Party Liability Collections Fund (0120)

CHILDREN'S ADMIN E&E	11.190	6300	50,000.00	34,490.00	---	15,510.00
----------------------	--------	------	-----------	-----------	-----	-----------

Temporary Assistance for Needy Families Fund (0199)

PURCHASE OF CHILD CARE	11.270	0180	8,071,331.00	8,071,331.00	---	---
CHILDREN'S TREATMENT SVS	11.210	1611	1,573,418.00	1,573,418.00	---	---
RESIDENTIAL TREATMENT SVS	11.220	1612	1,366,385.00	1,366,385.00	---	---

Social Services and Other Sources Fund (0610)

RESIDENTIAL TREATMENT SVS	11.220	0034	17,953,206.00	17,953,206.00	---	---
CHILD ASSESSMENT CENTERS	11.250	0937	800,000.00	787,988.42	---	12,011.58
CASE MANAGEMENT CONTRACTS	11.225	1051	10,163,856.00	10,163,856.00	---	---
CHILDREN'S PROGRAM POOL	11.245	1736	6,773,261.00	6,396,938.55	---	376,322.45
IV-E AUTH JUVENILE COURT	11.255	1737	400,000.00	108,373.50	---	291,626.50
EDUC TRAINING VOUCHER	11.240	2359	1,050,000.00	1,000,297.98	---	49,702.02
PURCHASE OF CHILD CARE	11.270	3593	103,331,371.00	102,511,846.38	---	819,524.62
ADOPTION RESOURCE CENTERS	11.235	4359	100,000.00	95,000.00	---	5,000.00
FOSTER CARE	11.220	4858	11,502,887.00	11,320,359.82	---	182,527.18
ADOP/GUARDIANSHIP SUBSIDY	11.230	5702	23,289,411.00	22,337,057.82	---	952,353.18
CHILDREN'S ADMIN PS	11.190	6296	3,208,844.00	3,086,791.08	---	122,052.92
CHILDREN'S ADMIN E&E	11.190	6297	2,677,608.00	1,854,081.17	---	823,526.83
CHILD FIELD STAFF/OPS PS	11.195	6303	41,536,668.00	39,861,067.56	---	1,675,600.44
CHILD FIELD STAFF/OPS E&E	11.195	6304	4,140,517.00	3,168,160.37	---	972,356.63
CHILDREN'S STAFF TRNG	11.205	6308	384,041.00	277,617.00	---	106,424.00
CHILD ABUSE/NEGLECT GRANT	11.260	6375	188,316.00	114,089.07	---	74,226.93
CLOTHING-DIAPER ALLOW	22.256	6656	329,525.00	329,515.55	9.45	---
TRANSITIONAL LIVING	11.240	6868	373,228.00	373,228.00	---	---
CHILD WELFARE ACCREDIT PS	11.200	6964	1,480,831.00	1,388,448.72	---	92,382.28
CHILD WELFARE ACCREDIT EE	11.200	6965	1,322,944.00	940,649.29	---	382,294.71
CHILDREN'S TREATMENT CPT	11.210	7069	630,000.00	464,177.66	---	165,822.34
INDEPENDENT LIVING	11.240	7560	3,000,000.00	2,991,529.70	---	8,470.30
CHILDREN'S TREATMENT SVS	11.210	9318	2,962,629.00	2,962,629.00	---	---



**STATE OF MISSOURI  
SUMMARY OF APPROPRIATION ACTIVITY  
GENERAL FUND - FEDERAL FUNDS  
FOR THE APPROPRIATION YEAR 2010**

	H.B. No.	Appr. No.	Appropriations	Expenditures and Transfers Out	Biennial Rollovers and Reappropriations to 2011	Lapse of Appropriations
Federal Budget Stabilization - Medicaid Reimbursement Fund (2000)						
TEEN CRISIS CARE	11.210	5889	400,000.00	286,074.75	---	113,925.25
CLOTHING-DIAPER ALLOW	22.256	6655	1,326,926.00	1,326,889.68	36.32	---
Federal Stimulus - Social Services Fund (2292)						
CHILD CARE DEVELOPMENT	21.420	5760	42,387,200.00	2,259,326.76	40,127,873.00	0.24
CHILD CARE DEVELOPMENT PS	21.420	7456	163,000.00	4,627.30	158,350.00	22.70
<b><u>Division of Youth Servies</u></b>						
Social Services and Other Sources Fund (0610)						
DSS DYS OPERATIONAL M&R	17.565	0624	111,753.00	45,276.55	66,476.45	---
ADMIN SERVICES PS	11.275	2966	552,188.00	529,726.83	---	22,461.17
ADMIN SERVICES E&E	11.275	2968	116,132.00	107,288.24	---	8,843.76
YOUTH TREATMENT PRGM PS	11.280	2969	21,693,403.00	21,623,957.27	---	69,445.73
YOUTH TREATMENT PRGM E&E	11.280	2970	6,846,228.00	6,316,688.97	---	529,539.03
<b><u>MO HealthNet Division</u></b>						
Pharmacy Rebates Fund (0114)						
MO HLTHNET SUPP POOL	14.130	0798	5,700,000.00	2,782,126.94	---	2,917,873.06
PHARMACY	11.435	1394	107,630,097.00	98,830,097.00	---	8,800,000.00
CHILDREN'S HLTH INS PRGM	11.520	2870	225,430.00	225,420.00	---	10.00
Third Party Liability Collections Fund (0120)						
MO HLTHNET SUPP POOL	11.565	0238	7,571,156.00	7,556,600.31	---	14,555.69
MO HEALTHNET ADMIN PS	11.400	1387	372,582.00	353,755.91	---	18,826.09
MO HEALTHNET ADMIN E&E	11.400	1388	495,188.00	495,053.00	---	135.00
TPL CONTRACTS	11.425	1393	1,500,000.00	1,486,889.62	---	13,110.38
CLINICAL SRVC MGMT	11.410	6904	924,911.00	924,911.00	---	---
NURSING FACILITIES	11.465	6953	2,592,981.00	2,592,981.00	---	---
PHARMACY	11.435	6995	5,252,468.00	5,252,468.00	---	---
PHYSICIANS	11.450	6996	1,906,107.00	1,906,107.00	---	---
HOSPITAL CARE	11.490	6997	1,062,735.00	1,062,735.00	---	---
Title XIX Fund (0163)						
WOMEN'S HLTH SRV UNINSURD	11.515	0236	1.00	---	---	1.00
MANAGED CARE	11.475	1784	687,099,528.00	687,099,528.00	---	---
HOME HEALTH	11.465	1798	4,573,837.00	4,247,725.47	---	326,111.53
PHARMACY	11.435	2526	606,750,829.00	497,363,726.60	---	109,387,102.40
WOMEN'S HEALTH SRVC	11.515	2530	11,833,516.00	5,168,726.46	---	6,664,789.54
CHILDREN'S HLTH INS PRGM	11.520	2867	142,965,658.00	112,872,745.69	---	30,092,912.31
NEMT-OTHER DEPARTMENTS	11.470	3453	6,460,100.00	5,736,618.51	---	723,481.49

RURAL HEALTH CLINICS	11.505	4376	436,430.00	---	---	436,430.00
PAGE	11.465	4423	4,073,454.00	2,954,803.93	---	1,118,650.07
CPE SAFETY NET HOSPITALS	11.512	5183	150,454,000.00	149,222,713.00	---	1,231,287.00
MAF-ADULTS	11.517	5885	94,273,635.00	---	---	94,273,635.00
NON-EMERGENCY TRANSPORT	11.470	5929	20,584,219.00	19,889,708.65	---	694,510.35
DESE SERVICES	11.555	6226	35,854,954.00	34,590,301.45	---	1,264,652.55
HOSPITAL CARE	11.490	6471	473,713,006.00	473,713,006.00	---	---
NURSING FACILITIES	11.465	6473	403,485,546.00	373,983,447.83	---	29,502,098.17
MO HN RATE INC IN-HOME	22.255	6612	91,385.00	---	91,385.00	---
TIER 1 SFTY NET HOSPITALS	11.495	6660	8,000,000.00	4,386,191.02	---	3,613,808.98
MONITORING PROGRAM	11.490	6739	400,000.00	193,290.23	---	206,709.77
TRAUMA CENTERS	11.490	6743	30,000,000.00	---	---	30,000,000.00
PAGER PILOT	11.490	6745	215,000.00	212,006.00	---	2,994.00
PHARMACY MED D-CLAWBACK	11.435	7239	1.00	---	---	1.00
PHYSICIANS	11.450	8197	324,089,254.00	321,939,141.10	---	2,150,112.90
DENTAL	11.455	8199	9,402,308.00	9,402,308.00	---	---
PREMIUM PAYMENTS	11.460	8201	102,606,126.00	102,606,126.00	---	---
REHAB & SPECIALTY SVS	11.470	8205	155,151,728.00	137,344,271.00	---	17,807,457.00
MO HLTHNET SUPP POOL	11.565	9331	131,889,953.00	92,652,780.90	---	39,237,172.10
Social Services and Other Sources Fund (0610)						
MO HEALTHNET ADMIN E&E	11.400	0215	4,055,487.00	3,604,558.00	---	450,929.00
WOMEN & MINORITY OUTREACH	11.415	1391	568,625.00	568,619.00	---	6.00
TPL CONTRACTS	11.425	1392	1,500,000.00	1,486,889.65	---	13,110.35
INFORMATION SYSTEMS	11.430	1439	21,629,251.00	21,629,251.00	---	---
HEALTHCARE TECHNOLOGY	11.405	2911	2,500,000.00	---	---	2,500,000.00
INFO SYS MMIS EE	11.430	4192	31,670,598.00	10,633,645.52	---	21,036,952.48
MOHLTHNET REV MAX UNIT PS	11.420	5048	92,019.00	84,711.40	---	7,307.60
MOHLTHNET REV MAX UNIT EE	11.420	5049	8,114.00	533.65	---	7,580.35
MO HEALTHNET ADMIN PS	11.400	6378	5,510,988.00	5,159,451.57	---	351,536.43
CLINICAL SRVC MGMT	11.410	6767	12,215,288.00	12,117,368.11	---	97,919.89
Federal Budget Stabilization - Medicaid Reimbursement Fund (2000)						
DMH FMAP ADJUSTMENT	21.430	5656	8,412,452.00	5,794,790.00	241,069.00	2,376,593.00
DESE FMAP ADJUSTMENT	21.435	5657	280,532.00	251,522.78	29,009.00	0.22
DSS FMAP ADJUSTMENT	21.440	5659	12,014,452.00	8,264,550.67	3,749,901.00	0.33
DSH CAP ADJUSTMENT	21.445	5762	24,983,560.00	11,646,719.00	13,336,841.00	---
CLINICAL SRVC MGMT	11.410	5897	2,187,500.00	2,187,500.00	---	---
MO HN RATE INC IN-HOME	22.255	6611	51,003.00	---	51,003.00	---
MO HLTHNET SUPP POOL	14.130	7314	77,490,492.00	68,231,212.13	---	9,259,279.87
Federal Stimulus - Social Services Fund (2292)						
ARRA GRANTS	21.380	5756	15,000,000.00	3,017,826.50	11,982,173.00	0.50
HEALTH TECH INCENTIVES	21.425	5761	68,050,000.00	108,000.00	67,942,000.00	---

**STATE OF MISSOURI  
SUMMARY OF APPROPRIATION ACTIVITY  
GENERAL FUND - FEDERAL FUNDS  
FOR THE APPROPRIATION YEAR 2010**

	H.B. No.	Appr. No.	Appropriations	Expenditures and Transfers Out	Biennial Rollovers and Reappropriations to 2011	Lapse of Appropriations
<b><u>DEPARTMENT OF CORRECTIONS</u></b>						
Corrections Fund (0130)						
FEDERAL PROGRAMS PS	09.020	8102	2,595,487.00	1,680,936.26	---	914,550.74
FEDERAL PROGRAMS EE	09.020	8103	3,896,507.00	1,270,405.94	---	2,626,101.06
<b><u>Office of the Director</u></b>						
Corrections Fund (0130)						
AMACHI	09.005	4607	100,000.00	---	---	100,000.00
Federal Budget Stabilization - Medicaid Reimbursement Fund (2000)						
RE-ENTRY PILOT ST LOUIS	09.015	5878	750,000.00	540,489.17	---	209,510.83
POPULATION GROWTH POOL PS	14.085	7164	137,283.00	69,886.19	---	67,396.81
POPULATION GROWTH POOL EE	14.085	7165	143,358.00	85,143.71	---	58,214.29
Federal Stimulus - Corrections Fund (2296)						
ARRA GRANTS	21.315	5715	1,767,334.00	---	1,767,334.00	---
<b><u>Division of Human Services</u></b>						
Corrections Fund (0130)						
FOOD PURCHASES	09.050	4287	250,000.00	229,550.35	---	20,449.65
<b><u>Division of Offender Rehabilitative Services</u></b>						
Corrections Fund (0130)						
MEDICAL SERVICES E&E	09.205	2779	1.00	---	---	1.00
Subtotals			<u>10,609,640,247.00</u>	<u>7,951,266,495.18</u>	<u>1,310,847,780.02</u>	<u>1,347,525,971.80</u>
<b>Appropriated Transfers Out To:</b>						
Access Missouri Financial Assistance Fund (0791)	03.045	T026	1,286,496.00	1,286,496.00	---	---
General Revenue Fund (0101)	10.070	T047	850,000.00	850,000.00	---	---
OA Information Technology Fund (0165)	06.415	T112	2,788,018.00	2,225,000.00	---	563,018.00
Missouri Consolidated Health Care Plan Benefit Fund (0765)	05.515	T130	10,907,458.00	4,140,303.40	---	6,767,154.60
Missouri Consolidated Health Care Plan Benefit Fund (0765)	05.515	T131	29,818.00	9,055.21	---	20,762.79
Social Security Contributions Fund (0702)	21.130	T170	828,361.00	513,007.17	---	315,353.83

State Retirement Contributions Fund (0701)	21.140	T172	1,388,500.00	897,273.91	---	491,226.09
Missouri Consolidated Health Care Plan Benefit Fund (0765)	21.140	T172	601.00	388.54	---	212.46
Missouri Consolidated Health Care Plan Benefit Fund (0765)	21.150	T173	2,026,109.00	1,534,261.64	---	491,847.36
Labor and Industrial Relations Administrative Fund (0122)	21.280	T180	404,384.00	---	---	404,384.00
Labor and Industrial Relations Administrative Fund (0122)	21.285	T181	103,492.00	8,354.62	95,137.00	0.38
Rebuild Missouri Schools Fund (0917)	02.330	T182	5,337,135.00	5,337,135.00	---	---
Judiciary Education and Training Fund (0847)	12.320	T184	97,675.00	97,675.00	---	---
Missouri Technology Investment Fund (0172)	07.030	T185	4,352,691.00	1,748,114.00	---	2,604,577.00
Missouri Job Development Fund (0600)	07.155	T189	11,083,939.00	9,643,027.00	---	1,440,912.00
Division of Tourism Supplemental Fund (0274)	07.180	T190	3,091,999.00	3,091,999.00	---	---
General Revenue Fund (0101)	05.521	T193	11,055,000.00	---	---	11,055,000.00
Missouri Qualified Fuel Ethanol Producer Incentive Fund (0571)	06.010	T194	12,500,000.00	12,500,000.00	---	---
Missouri Qualified Biodiesel Producer Incentive Fund (0777)	06.010	T195	25,000,000.00	17,897,073.24	---	7,102,926.76
Hazardous Waste Fund (0676)	06.260	T196	730,364.00	---	---	730,364.00
Social Security Contributions Fund (0702)	21.130	T214	9,455.00	8,912.81	---	542.19
State Retirement Contributions Fund (0701)	21.140	T215	11,844.00	11,496.64	---	347.36
Missouri Consolidated Health Care Plan Benefit Fund (0765)	21.150	T216	9,897.00	9,893.86	---	3.14
State Road Fund (0320)	21.065	T217	695,884,200.00	259,405,613.27	436,478,586.00	0.73
Multimodal Operations Fund (0126)	21.070	T218	4,950,000.00	---	---	4,950,000.00
Multimodal Operations Fund (0126)	21.075	T219	22,768,109.00	14,755,232.00	8,012,877.00	---
State Road Fund (0320)	21.077	T220	34,500,000.00	---	5,000,000.00	29,500,000.00
Multimodal Operations Fund (0126)	21.080	T221	25,000,000.00	---	25,000,000.00	---
Multimodal Operations Fund (0126)	21.085	T222	33,000,000.00	5,032,272.00	6,000,000.00	21,967,728.00
Missouri Qualified Fuel Ethanol Producer Incentive Fund (0571)	22.170	T227	10,356,383.00	866,382.70	9,490,000.30	---
Mo Job Creation and Fed Match Fund (0966)	22.028	T228	50,000,000.00	---	50,000,000.00	---
Line of Duty Fund (0939)	14.070	T247	1.00	---	---	1.00
State Highways and Transportation Department Fund (0644)	14.040	T249	2,884,158.00	2,884,157.11	---	0.89
General Revenue Fund (0101)	05.550	T284	4,473,983.00	1,877,888.70	---	2,596,094.30
General Revenue Fund (0101)	05.550	T285	6,797.00	1,597.88	---	5,199.12
Social Security Contributions Fund (0702)	05.450	T292	31,427,315.00	27,478,480.72	---	3,948,834.28
Social Security Contributions Fund (0702)	05.450	T293	84,022.00	77,764.80	---	6,257.20
State Retirement Contributions Fund (0701)	05.465	T296	56,306,918.00	50,192,554.81	---	6,114,363.19
Social Security Contributions Fund (0702)	05.465	T296	47.00	41.72	---	5.28
State Retirement Contributions Fund (0701)	05.465	T297	159,533.00	144,513.66	---	15,019.34
Missouri State Employees' Deferred Compensation Incentive Plan Administration Fund (0706)	05.480	T299	3,078,418.00	2,050,217.14	---	1,028,200.86

**STATE OF MISSOURI  
SUMMARY OF APPROPRIATION ACTIVITY  
GENERAL FUND - FEDERAL FUNDS  
FOR THE APPROPRIATION YEAR 2010**

	H.B. No.	Appr. No.	Appropriations	Expenditures and Transfers Out	Biennial Rollovers and Reappropriations to 2011	Lapse of Appropriations
Missouri State Employees' Deferred Compensation Incentive Plan Administration Fund (0706)	05.480	T300	5,721.00	4,015.34	---	1,705.66
Missouri Consolidated Health Care Plan Benefit Fund (0765)	05.505	T303	108,895,525.00	93,585,634.93	---	15,309,890.07
Missouri Consolidated Health Care Plan Benefit Fund (0765)	05.505	T304	261,788.00	255,856.71	---	5,931.29
Economic Development Administrative Fund (0547)	07.010	T344	516,364.00	516,362.61	---	1.39
Missouri Office of Prosecution Services Fund (0680)	12.215	T465	100,000.00	---	---	100,000.00
Labor and Industrial Relations Administrative Fund (0122)	07.805	T471	3,928,455.00	3,239,620.00	---	688,835.00
Job Development and Training Fund (0155)	11.180	T490	1,971,614.00	---	---	1,971,614.00
Hero at Home Fund (0995)	07.140	T517	315,000.00	450.00	---	314,550.00
General Revenue Fund (0101)	05.250	T541	14,514.00	14,512.55	---	1.45
State Road Fund (0320)	05.250	T541	19,096.00	19,096.00	---	---
General Revenue Fund (0101)	05.255	T542	404,229,709.00	400,087,887.26	---	4,141,821.74
Elementary and Secondary Education Fund (0105)	05.255	T542	7,788,532.00	7,708,728.97	---	79,803.03
Social Services and Other Sources Fund (0610)	05.255	T542	6,337.00	6,272.38	---	64.62
Federal Budget Stabilization - Medicaid Reimbursement Fund (2000)	05.255	T542	37,980,890.00	37,591,730.00	---	389,160.00
Federal Budget Stabilization - Education 18% Fund (2018)	05.255	T542	37,980,890.00	37,591,730.00	---	389,160.00
General Revenue Fund (0101)	10.080	T563	700,000.00	700,000.00	---	---
Budget Reserve Fund (0100)	05.235	T567	29,699,321.00	29,699,321.00	---	---
Budget Reserve Fund (0100)	05.240	T568	1,773.00	1,639.97	---	133.03
OA Information Technology Fund (0165)	10.015	T640	67,000.00	66,991.43	---	8.57
General Revenue Fund (0101)	05.265	T653	173,379.00	173,379.00	---	---
General Revenue Fund (0101)	05.265	T657	327.00	327.00	---	---
Labor and Industrial Relations Administrative Fund (0122)	07.810	T890	42,113.00	19,600.00	---	22,513.00
Labor and Industrial Relations Administrative Fund (0122)	07.810	T891	3,754,792.00	3,712,412.00	---	42,380.00
General Revenue Fund (0101)	10.075	T906	39,808,355.00	39,808,355.00	---	---
Subtotals			<u>1,747,034,615.00</u>	<u>1,081,380,105.70</u>	<u>540,076,600.30</u>	<u>125,577,909.00</u>
Totals			<u>\$ 12,356,674,862.00</u>	<u>\$ 9,032,646,600.88</u>	<u>\$ 1,850,924,380.32</u>	<u>\$ 1,473,103,880.80</u>

**STATE OF MISSOURI  
SUMMARY OF APPROPRIATION ACTIVITY  
SPECIAL REVENUE FUNDS  
FOR THE APPROPRIATION YEAR 2010**

	H.B. No.	Appr. No.	Appropriations	Expenditures and Transfers Out	Biennial Rollovers and Reappropriations to 2011	Lapse of Appropriations
<b><u>LEGISLATURE</u></b>						
<b><u>Committee on Legislative Research</u></b>						
Statutory Revision Fund (0546)						
LEG RES-PUBLISH STATUTES	12.520	3035	\$ 207,255.00	\$ 145,869.29	\$ ---	\$ 61,385.71
<b><u>JUDICIARY</u></b>						
Judiciary Education and Training Fund (0847)						
JUDICIARY LEASING	13.140	6085	134,418.00	118,553.69	---	15,864.31
<b><u>Judicial Proceedings and Review</u></b>						
Basic Civil Legal Services Fund (0757)						
BASIC LEGAL SERVICES PS	12.300	7273	51,968.00	47,951.04	---	4,016.96
BASIC LEGAL SERVICES E&E	12.300	7274	10,266.00	1,170.00	---	9,096.00
BASIC LEGAL SERVICES	12.300	7518	5,700,000.00	5,500,318.76	---	199,681.24
<b><u>Office of State Courts Administrator</u></b>						
Statewide Court Automation Fund (0270)						
COURT AUTOMATION PS	12.315	0735	1,561,021.00	1,539,239.91	---	21,781.09
COURT AUTOMATION E&E	12.315	3137	3,485,181.00	3,407,076.16	---	78,104.84
Crime Victims' Compensation Fund (0681)						
ICM SUPPORT E&E	12.305	7087	887,200.00	887,200.00	---	---
Basic Civil Legal Services Fund (0757)						
BASIC LEGAL SERV CIP-PS	12.310	6845	30,942.00	27,204.00	---	3,738.00
BASIC LEGAL SERV CIP-EE	12.310	6846	300.00	300.00	---	---
State Court Administration Revolving Fund (0831)						
STATE COURTS ADMIN E&E	12.305	3031	30,000.00	21,019.53	---	8,980.47
Judiciary Education and Training Fund (0847)						
JUDICIAL TRNG & ED PS	12.325	4186	618,477.00	384,075.75	---	234,401.25
JUDICIAL TRNG & ED E&E	12.325	4187	1,033,445.00	498,836.20	---	534,608.80
<b><u>Circuit Courts</u></b>						
Missouri CASA Fund (0590)						
CASA PROGRAMS	12.350	5196	100,000.00	81,149.44	---	18,850.56
State Court Administration Revolving Fund (0831)						
CIRCUIT PERSONNEL E&E	12.345	6239	200,000.00	121,043.66	---	78,956.34
Domestic Relations Resolution Fund (0852)						
DOMESTIC RELATIONS	12.350	4618	300,000.00	273,201.43	---	26,798.57

**Drug Court Coord Commission**

Drug Court Resources Fund (0733)

DRUG COURTS E&E	12.360	5197	5,723,698.00	5,516,188.45	---	207,509.55
DRUG COURTS PS	12.360	5902	193,656.00	156,238.94	---	37,417.06

**Legal Defense and Defender**

Legal Defense and Defender Fund (0670)

PUBLIC DEFENDER COMM PS	12.400	0951	129,507.00	112,871.07	---	16,635.93
PUBLIC DEFENDER COMM	12.400	7673	2,850,756.00	1,227,842.19	---	1,622,913.81

**EXECUTIVE****Secretary of State**Secretary of State's Technology Trust Fund  
Account Fund (0266)

SEC OF STATE STATE OWNED	13.120	2793	7,481.00	6,836.40	---	644.60
Local Records Preservation Fund (0577)						
SEC OF STATE STATE OWNED	13.120	2794	18,726.00	17,857.20	---	868.80
SEC OF STATE LEASING	13.120	6081	3,592.00	3,276.12	---	315.88
Investor Education and Protection Fund (0829)						
SEC OF STATE STATE OWNED	13.120	2795	14,765.00	13,502.04	---	1,262.96

**Record Services**

Local Records Preservation Fund (0577)

SEC OF STATE PS	12.035	9491	1,042,516.00	673,924.03	---	368,591.97
SEC OF STATE E&E	12.035	9492	519,969.00	106,595.89	---	413,373.11
LOCAL RECORDS GRANTS	12.105	9835	400,000.00	6,713.26	---	393,286.74
Missouri State Archives - St. Louis Trust Fund (0770)						
DOCUMENT PRESERVATION	12.110	0781	1.00	---	---	1.00
State Document Preservation Fund (0836)						
DOCUMENT PRESERVATION E&E	12.110	3994	189,260.00	---	---	189,260.00

**Securities**

Investors Restitution Fund (0741)

INVESTORS' RESTITUTION	12.055	5925	96,000.00	94,404.72	---	1,595.28
Investor Education and Protection Fund (0829)						
SEC OF STATE PS	12.035	5532	550,530.00	424,397.32	---	126,132.68
SEC OF STATE E&E	12.035	5533	645,364.00	449,792.59	---	195,571.41

**Information Technology Services**Secretary of State's Technology Trust Fund  
Account Fund (0266)

SEC OF STATE PS	12.035	2221	246,009.00	174,809.88	---	71,199.12
SEC OF STATE E&E	12.035	2222	6,161,181.00	2,161,606.39	---	3,999,574.61

**STATE OF MISSOURI  
SUMMARY OF APPROPRIATION ACTIVITY  
SPECIAL REVENUE FUNDS  
FOR THE APPROPRIATION YEAR 2010**

	H.B. No.	Appr. No.	Appropriations	Expenditures and Transfers Out	Biennial Rollovers and Reappropriations to 2011	Lapse of Appropriations
<b><u>Library Services</u></b>						
Library Networking Fund (0822) LIBRARY NETWORKING FUND	12.135	4200	4,507,501.00	1,321,071.26	---	3,186,429.74
<b><u>Wolfner Library</u></b>						
Wolfner State Library Fund (0928) SEC OF STATE E&E	12.035	4195	14,500.00	13,188.04	---	1,311.96
<b><u>State Auditor</u></b>						
Conservation Commission Fund (0609) STATE AUDITOR PS	12.145	2209	43,040.00	43,039.79	---	0.21
STATE AUDITOR E&E	12.145	2211	2,611.00	2,606.48	---	4.52
Parks Sales Tax Fund (0613) STATE AUDITOR PS	12.145	0059	21,496.00	21,495.83	---	0.17
Soil and Water Sales Tax Fund (0614) STATE AUDITOR PS	12.145	0060	20,728.00	20,727.91	---	0.09
Petition Audit Revolving Trust Fund (0648) STATE AUDITOR PS	12.145	8486	812,734.00	715,554.71	---	97,179.29
STATE AUDITOR E&E	12.145	8487	31,616.00	31,343.12	---	272.88
<b><u>State Treasurer</u></b>						
Treasurer's Information Fund (0255) TREASURER'S INFO FUND	12.150	0747	8,000.00	956.01	---	7,043.99
Workers' Compensation - Second Injury Fund (0653) STATE TREASURER PS	12.150	4009	41,789.00	41,788.66	---	0.34
STATE TREASURER E&E	12.150	4010	3,280.00	3,280.00	---	---
<b><u>Attorney General</u></b>						
Gaming Commission Fund (0286) ATTORNEY GENERAL PS	12.195	2314	91,854.00	91,853.17	---	0.83
ATTORNEY GENERAL ST OWNED	13.130	2674	5,197.00	4,746.12	---	450.88
ATTORNEY GENERAL E&E	12.195	3333	48,175.00	48,175.00	---	---
Natural Resources Protection - Water Pollution Permit Fee Subaccount Fund (0568) ATTORNEY GENERAL PS	12.195	1521	36,612.00	36,612.00	---	---
ATTORNEY GENERAL E&E	12.195	1522	4,715.00	4,715.00	---	---
ATTORNEY GENERAL ST OWNED	13.130	3729	9,439.00	9,438.12	---	0.88



Solid Waste Management Fund (0570)							
ATTORNEY GENERAL PS	12.195	1523	36,612.00	36,612.00	---	---	
ATTORNEY GENERAL E&E	12.195	1524	5,215.00	5,215.00	---	---	
Motor Vehicle Commission Fund (0588)							
ATTORNEY GENERAL ST OWNED	13.130	3730	82.00	2.16	---	79.84	
ATTORNEY GENERAL PS	12.195	9618	39,714.00	39,713.81	---	0.19	
ATTORNEY GENERAL E&E	12.195	9619	9,753.00	9,753.00	---	---	
Health Spa Regulatory Fund (0589)							
ATTORNEY GENERAL E&E	12.195	0806	5,000.00	5,000.00	---	---	
Natural Resources Protection - Air Pollution Permit Fee Subaccount Fund (0594)							
ATTORNEY GENERAL PS	12.195	1525	36,587.00	36,587.00	---	---	
ATTORNEY GENERAL E&E	12.195	1526	4,715.00	4,715.00	---	---	
Soil and Water Sales Tax Fund (0614)							
ATTORNEY GENERAL PS	12.195	1527	12,197.00	12,197.00	---	---	
ATTORNEY GENERAL E&E	12.195	1528	2,267.00	2,267.00	---	---	
Merchandising Practices Revolving Fund (0631)							
ATTORNEY GENERAL PS	12.195	1529	704,416.00	704,415.77	---	0.23	
ATTORNEY GENERAL E&E	12.195	2315	1,861,746.00	886,407.36	---	975,338.64	
ATTORNEY GENERAL ST OWNED	13.130	2675	371.00	9.96	---	361.04	
Workers' Compensation Fund (0652)							
ATTORNEY GENERAL PS	12.195	2316	319,298.00	319,013.05	---	284.95	
ATTORNEY GENERAL ST OWNED	13.130	2677	29,962.00	29,850.60	---	111.40	
ATTORNEY GENERAL	13.130	3188	85,039.00	81,846.53	---	3,192.47	
ATTORNEY GENERAL E&E	12.195	7588	148,803.00	13,004.29	---	135,798.71	
Workers' Compensation - Second Injury Fund (0653)							
ATTORNEY GENERAL ST OWNED	13.130	2680	30,772.00	29,872.32	---	899.68	
ATTORNEY GENERAL	13.130	3189	92,140.00	82,036.49	---	10,103.51	
ATTORNEY GENERAL PS	12.195	4011	2,042,515.00	2,042,505.97	---	9.03	
ATTORNEY GENERAL E&E	12.195	4012	976,556.00	906,998.90	---	69,557.10	
Hazardous Waste Fund (0676)							
ATTORNEY GENERAL PS	12.195	1556	283,601.00	283,601.00	---	---	
ATTORNEY GENERAL E&E	12.195	1557	14,880.00	14,880.00	---	---	
ATTORNEY GENERAL	13.130	2005	6,820.00	5,786.40	---	1,033.60	
ATTORNEY GENERAL ST OWNED	13.130	3670	10,566.00	9,496.80	---	1,069.20	
Safe Drinking Water Fund (0679)							
ATTORNEY GENERAL PS	12.195	1558	12,224.00	12,224.00	---	---	
ATTORNEY GENERAL E&E	12.195	1559	2,265.00	2,265.00	---	---	
Missouri Office of Prosecution Services Fund (0680)							
ATTORNEY GENERAL	13.130	2022	31,447.00	30,384.57	---	1,062.43	
Attorney General Trust Fund (0794)							
ATTY GENERAL TRUST E&E	12.220	7053	984,448.00	984,447.21	---	0.79	

**STATE OF MISSOURI  
SUMMARY OF APPROPRIATION ACTIVITY  
SPECIAL REVENUE FUNDS  
FOR THE APPROPRIATION YEAR 2010**

	H.B. No.	Appr. No.	Appropriations	Expenditures and Transfers Out	Biennial Rollovers and Reappropriations to 2011	Lapse of Appropriations
Inmate Incarceration Reimbursement Act Revolving Fund (0828)						
ATTORNEY GENERAL ST OWNED	13.130	3731	10,316.00	9,490.08	---	825.92
ATTORNEY GENERAL E&E	12.195	4183	45,945.00	45,945.00	---	---
ATTORNEY GENERAL PS	12.195	4204	91,639.00	91,638.31	---	0.69
Mined Land Reclamation Fund (0906)						
ATTORNEY GENERAL PS	12.195	1560	12,197.00	12,197.00	---	---
ATTORNEY GENERAL E&E	12.195	1561	2,262.00	2,262.00	---	---
<b><u>Missouri Office of Prosecution Services</u></b>						
Missouri Office of Prosecution Services Fund (0680)						
OFFICE OF PROS SVS PS	12.210	7337	306,646.00	177,274.68	---	129,371.32
OFFICE OF PROS SVS E&E	12.210	7338	1,713,795.00	444,291.18	---	1,269,503.82
Missouri Office of Prosecution Services Revolving Fund (0844)						
OFFICE OF PROS SVS E&E	12.210	4106	150,000.00	23,812.23	---	126,187.77
<b><u>OFFICE OF ADMINISTRATION</u></b>						
<b><u>Division of Accounting</u></b>						
Missouri Arts Council Trust Fund (0262)						
UNEMPLOYMENT BENEFITS	05.495	0789	4,552.00	---	---	4,552.00
Missouri Air Emission Reduction Fund (0267)						
UNEMPLOYMENT BENEFITS	05.495	7429	141.00	---	---	141.00
Nursing Facility Quality of Care Fund (0271)						
UNEMPLOYMENT BENEFITS	05.495	6341	2,649.00	2,647.49	---	1.51
Division of Tourism Supplemental Revenue Fund (0274)						
UNEMPLOYMENT BENEFITS	05.495	6971	3,804.00	10.84	---	3,793.16
Health Initiatives Fund (0275)						
UNEMPLOYMENT BENEFITS	05.495	5990	4,250.00	4,248.44	---	1.56
TEACHER RETIREMENT CONTR	05.475	6105	5,000.00	38.35	---	4,961.65
Gaming Commission Fund (0286)						
UNEMPLOYMENT BENEFITS	05.495	6671	4,940.00	4,939.00	---	1.00
Animal Care Reserve Fund (0295)						
UNEMPLOYMENT BENEFITS	05.495	6672	458.00	457.50	---	0.50

Missouri Public Health Services Fund (0298)							
UNEMPLOYMENT BENEFITS	05.495	2310	1,317.00	1,315.76	---	---	1.24
Commodity Council Merchandising Fund (0406)							
UNEMPLOYMENT BENEFITS	05.495	7029	2,489.00	2,488.00	---	---	1.00
Division of Credit Unions Fund (0548)							
UNEMPLOYMENT BENEFITS	05.495	6001	23.00	---	---	---	23.00
Division of Finance Fund (0550)							
UNEMPLOYMENT BENEFITS	05.495	7078	7,903.00	---	---	---	7,903.00
Insurance Examiners Fund (0552)							
UNEMPLOYMENT BENEFITS	05.495	6674	8,321.00	8,320.00	---	---	1.00
Professional and Practical Nursing Student Loan and Nurse Loan Repayment Fund (0565)							
UNEMPLOYMENT BENEFITS	05.495	4489	90.00	88.74	---	---	1.26
Insurance Dedicated Fund (0566)							
UNEMPLOYMENT BENEFITS	05.495	6002	19,853.00	19,851.80	---	---	1.20
Natural Resources Protection - Water Pollution Permit Fee Subaccount Fund (0568)							
UNEMPLOYMENT BENEFITS	05.495	6797	9,485.00	3,236.55	---	---	6,248.45
Solid Waste Management Fund (0570)							
UNEMPLOYMENT BENEFITS	05.495	6675	5,761.00	5,760.00	---	---	1.00
Natural Resources Protection - Air Pollution Asbestos Fee Subaccount Fund (0584)							
UNEMPLOYMENT BENEFITS	05.495	7431	40.00	---	---	---	40.00
Underground Storage Tank Regulation Program Fund (0586)							
UNEMPLOYMENT BENEFITS	05.495	6717	160.00	160.00	---	---	---
Chemical Emergency Preparedness Fund (0587)							
UNEMPLOYMENT BENEFITS	05.495	3006	4,469.00	4,467.40	---	---	1.60
Motor Vehicle Commission Fund (0588)							
UNEMPLOYMENT BENEFITS	05.495	6718	2,512.00	2,511.75	---	---	0.25
Natural Resources Protection - Air Pollution Permit Fee Subaccount Fund (0594)							
UNEMPLOYMENT BENEFITS	05.495	6154	1,593.00	---	---	---	1,593.00
Public Service Commission Fund (0607)							
UNEMPLOYMENT BENEFITS	05.495	6343	11,620.00	4,894.16	---	---	6,725.84
Conservation Commission Fund (0609)							
UNEMPLOYMENT BENEFITS	05.495	2240	186,454.00	134,264.15	---	---	52,189.85
COBRA REIMBURSE EXPD	21.105	5553	120,000.00	5,634.60	114,365.00	---	0.40
Parks Sales Tax Fund (0613)							
UNEMPLOYMENT BENEFITS	05.495	6237	256,675.00	256,673.51	---	---	1.49
Soil and Water Sales Tax Fund (0614)							
UNEMPLOYMENT BENEFITS	05.495	6238	7,619.00	5,760.00	---	---	1,859.00
State School Money Fund (0616)							
TEACHER RETIREMENT CONTR	05.475	3014	38,460.00	---	---	---	38,460.00

**STATE OF MISSOURI  
SUMMARY OF APPROPRIATION ACTIVITY  
SPECIAL REVENUE FUNDS  
FOR THE APPROPRIATION YEAR 2010**

	H.B. No.	Appr. No.	Appropriations	Expenditures and Transfers Out	Biennial Rollovers and Reappropriations to 2011	Lapse of Appropriations
Social Services Educational Improvement Fund (0620)						
TEACHER RETIREMENT CONTR	05.475	3440	27,100.00	858.25	---	26,241.75
UNEMPLOYMENT BENEFITS	05.495	6003	15,219.00	15,217.91	---	1.09
Blind Pension Fund (0621)						
UNEMPLOYMENT BENEFITS	05.495	6344	574.00	572.12	---	1.88
Healthy Families Trust Fund (0625)						
UNEMPLOYMENT BENEFITS	05.495	3718	168.00	---	---	168.00
Board of Nursing Fund (0635)						
UNEMPLOYMENT BENEFITS	05.495	6799	1,722.00	---	---	1,722.00
Missouri Real Estate Commission Fund (0638)						
UNEMPLOYMENT BENEFITS	05.495	0790	7,863.00	159.30	---	7,703.70
State Highways and Transportation Department Fund (0644)						
HWY PATROL UNEMPLOY	05.500	6365	169,942.00	34,030.59	---	135,911.41
Grain Inspection Fees Fund (0647)						
UNEMPLOYMENT BENEFITS	05.495	6004	19,192.00	19,190.47	---	1.53
Workers' Compensation Fund (0652)						
UNEMPLOYMENT BENEFITS	05.495	6005	30,288.00	30,286.52	---	1.48
Workers' Compensation - Second Injury Fund (0653)						
UNEMPLOYMENT BENEFITS	05.495	6346	5,004.00	4,977.00	---	27.00
Groundwater Protection Fund (0660)						
UNEMPLOYMENT BENEFITS	05.495	6347	38.00	37.45	---	0.55
Legal Defense and Defender Fund (0670)						
UNEMPLOYMENT BENEFITS	05.495	6749	6,904.00	6,903.00	---	1.00
Hazardous Waste Fund (0676)						
UNEMPLOYMENT BENEFITS	05.495	6151	764.00	762.80	---	1.20
Safe Drinking Water Fund (0679)						
UNEMPLOYMENT BENEFITS	05.495	7080	10,097.00	---	---	10,097.00
Crime Victims' Compensation Fund (0681)						
UNEMPLOYMENT BENEFITS	05.495	7513	391.00	---	---	391.00
Children's Trust Fund (0694)						
UNEMPLOYMENT BENEFITS	05.495	7514	146.00	---	---	146.00
Missouri Rx Plan Fund (0779)						
UNEMPLOYMENT BENEFITS	05.495	3012	6,109.00	---	---	6,109.00
Economic Development Advancement Fund (0783)						
UNEMPLOYMENT BENEFITS	05.495	7475	1,230.00	1,228.50	---	1.50

Early Childhood Development, Education and Care Fund (0859)							
UNEMPLOYMENT BENEFITS	05.495	4268	262.00	260.74	---	1.26	
Missouri National Guard Trust Fund (0900)							
UNEMPLOYMENT BENEFITS	05.495	1157	4,156.00	4,154.09	---	1.91	
Special Employment Security - Bond Proceeds Fund (0947)							
BUFF ARB/FEES EXPENSES	05.180	7318	1.00	---	---	1.00	
Special Employment Security Fund (0949)							
UNEMPLOYMENT BENEFITS	05.495	6750	1,600.00	1,600.00	---	---	
BUFF ARB/FEES EXPENSES	05.180	7516	1.00	---	---	1.00	

**Information Technology Services Division**

Health Care Technology Fund (0170)						
DHSS IT CNSL LIMS PS	05.020	3150	82,244.00	43,080.10	---	39,163.90
DHSS IT CONSOLIDATION E&E	05.020	4230	407,307.00	14,448.67	---	392,858.33
DHSS IT CNSL LIMS E&E	05.020	4234	767,756.00	207,389.77	---	560,366.23
Elevator Safety Fund (0257)						
DPS IT CONSOLIDATION E&E	05.020	1296	9,215.00	8,950.13	---	264.87
Missouri Arts Council Trust Fund (0262)						
DED IT CONSOLIDATION E&E	05.020	1297	23,060.00	4,156.95	---	18,903.05
Missouri Commission for the Deaf Board of Certification of Interpreters Fund (0264)						
DESE IT CONSOLIDATION E&E	05.020	1298	8,000.00	222.52	---	7,777.48
Nursing Facility Quality of Care Fund (0271)						
DHSS IT CONSOLIDATION PS	05.020	1301	416,162.00	267,546.48	---	148,615.52
DHSS IT CONSOLIDATION E&E	05.020	1302	104,048.00	92,682.19	---	11,365.81
Division of Tourism Supplemental Revenue Fund (0274)						
DED IT CONSOLIDATION E&E	05.020	1303	55,704.00	10,928.82	---	44,775.18
Health Initiatives Fund (0275)						
DSS IT CONSOLIDATION PS	05.020	1306	5,494.00	5,328.46	---	165.54
DHSS IT CONSOLIDATION E&E	05.020	1308	2,100.00	1,977.00	---	123.00
DSS IT CONSOLIDATION EE	05.020	2227	67.00	65.00	---	2.00
Health Access Incentive Fund (0276)						
DHSS IT CONSOLIDATION E&E	05.020	1309	13,700.00	12,534.63	---	1,165.37
Lottery Proceeds Fund (0291)						
DESE IT CONSOLIDATION E&E	05.020	1313	113,480.00	109,412.60	---	4,067.40
Animal Health Laboratory Fee Fund (0292)						
MDA IT CONSOLIDATION PS	05.020	1314	5,390.00	5,390.00	---	---
MDA IT CONSOLIDATION E&E	05.020	1315	5,936.00	2,303.25	---	3,632.75
Mammography Fund (0293)						
DHSS IT CONSOLIDATION E&E	05.020	1327	4,640.00	4,455.59	---	184.41
Animal Care Reserve Fund (0295)						
MDA IT CONSOLIDATION PS	05.020	1331	7,013.00	4,194.32	---	2,818.68
MDA IT CONSOLIDATION E&E	05.020	1332	9,403.00	9,360.49	---	42.51

**STATE OF MISSOURI  
SUMMARY OF APPROPRIATION ACTIVITY  
SPECIAL REVENUE FUNDS  
FOR THE APPROPRIATION YEAR 2010**

	H.B. No.	Appr. No.	Appropriations	Expenditures and Transfers Out	Biennial Rollovers and Reappropriations to 2011	Lapse of Appropriations
Elderly Home-Delivered Meals Trust Fund (0296)						
DOR IT CONSOLIDATION E&E	05.020	2912	10,970.00	10,970.00	---	---
Missouri Public Health Services Fund (0298)						
DHSS IT CONSOLIDATION E&E	05.020	1333	741,493.00	165,651.86	---	575,841.14
DHSS IT CONSOLIDATION PS	05.020	2234	131,420.00	74,925.41	---	56,494.59
Livestock Brands Fund (0299)						
MDA IT CONSOLIDATION PS	05.020	1334	232.00	232.00	---	---
MDA IT CONSOLIDATION E&E	05.020	1337	3,010.00	697.08	---	2,312.92
Commodity Council Merchandising Fund (0406)						
MDA IT CONSOLIDATION PS	05.020	1339	341.00	341.00	---	---
MDA IT CONSOLIDATION E&E	05.020	1340	781.00	67.04	---	713.96
Division of Credit Unions Fund (0548)						
DIFP IT CONSOLIDATION E&E	05.020	1372	6,611.00	1,516.04	---	5,094.96
Division of Finance Fund (0550)						
DIFP IT CONSOLIDATION PS	05.020	1375	51,248.00	45,984.00	---	5,264.00
DIFP IT CONSOLIDATION E&E	05.020	1376	99,552.00	80,807.30	---	18,744.70
Insurance Examiners Fund (0552)						
DOI IT CONSOLIDATION E&E	05.020	1378	156,628.00	65,950.32	---	90,677.68
Deaf Relay Service and Equipment Distribution Program Fund (0559)						
DESE IT CONSOLIDATION E&E	05.020	2343	13,000.00	201.76	---	12,798.24
Professional and Practical Nursing Student Loan and Nurse Loan Repayment Fund (0565)						
DHSS IT CONSOLIDATION E&E	05.020	1381	7,600.00	6,761.27	---	838.73
Insurance Dedicated Fund (0566)						
DOI IT CONSOLIDATION PS	05.020	1383	600,093.00	497,322.63	---	102,770.37
DOI IT CONSOLIDATION E&E	05.020	1395	368,019.00	222,870.73	---	145,148.27
International Promotions Revolving Fund (0567)						
DED IT CONSOLIDATION E&E	05.020	1396	2,762.00	---	---	2,762.00
Livestock Sales and Markets Fees Fund (0581)						
MDA IT CONSOLIDATION PS	05.020	1408	390.00	390.00	---	---
MDA IT CONSOLIDATION E&E	05.020	1412	262.00	67.04	---	194.96
Chemical Emergency Preparedness Fund (0587)						
DPS IT CONSOLIDATION E&E	05.020	1447	11,500.00	6,850.13	---	4,649.87
Motor Vehicle Commission Fund (0588)						
DOR IT CONSOLIDATION PS	05.020	2235	19,784.00	17,945.72	---	1,838.28
DOR IT CONSOLIDATION E&E	05.020	2859	37,805.00	37,805.00	---	---

Missouri Job Development Fund (0600)							
DED IT CONSOLIDATION E&E	05.020	1451	7,000.00	1,461.78	---	5,538.22	
Conservation Commission Fund (0609)							
DOR IT CONSOLIDATION E&E	05.020	2917	33,198.00	33,198.00	---	---	
Blind Pension Fund (0621)							
DSS IT CONSOLIDATION E&E	05.020	1487	29,591.00	29,591.00	---	---	
Livestock Dealer Law Enforcement and Administration Fund (0624)							
MDA IT CONSOLIDATION PS	05.020	1488	150.00	---	---	150.00	
MDA IT CONSOLIDATION E&E	05.020	1489	95.00	---	---	95.00	
State Highways and Transportation Department Fund (0644)							
DOR IT CONSOLIDATION PS	05.020	2237	861,791.00	835,936.99	---	25,854.01	
DOR IT CONSOLIDATION E&E	05.020	2239	2,794,899.00	2,711,052.00	---	83,847.00	
Milk Inspection Fees Fund (0645)							
MDA IT CONSOLIDATION PS	05.020	1504	1,481.00	1,481.00	---	---	
MDA IT CONSOLIDATION E&E	05.020	1505	4,963.00	2,241.07	---	2,721.93	
Health and Senior Services Document Services Fund (0646)							
DHSS IT CONSOLIDATION E&E	05.020	1507	108,356.00	57,472.56	---	50,883.44	
Grain Inspection Fees Fund (0647)							
MDA IT CONSOLIDATION PS	05.020	1508	10,359.00	9,060.00	---	1,299.00	
MDA IT CONSOLIDATION E&E	05.020	1509	33,851.00	24,093.08	---	9,757.92	
Excellence in Education Fund (0651)							
DESE IT CONSOLIDATION E&E	05.020	1510	20,000.00	12,101.60	---	7,898.40	
Workers' Compensation Fund (0652)							
DOLIR IT CONSOLIDATION EE	05.020	1511	5,327,737.00	322,690.04	---	5,005,046.96	
DOLIR IT CONSOLIDATION PS	05.020	2334	283,250.00	33,777.14	---	249,472.86	
Health - Donated Fund (0658)							
DHSS IT CONSOLIDATION PS	05.020	1513	107,031.00	27,872.44	---	79,158.56	
DHSS IT CONSOLIDATION E&E	05.020	1516	48,443.00	48,090.63	---	352.37	
Petroleum Inspection Fund (0662)							
MDA IT CONSOLIDATION PS	05.020	1519	83,493.00	78,528.15	---	4,964.85	
MDA IT CONSOLIDATION E&E	05.020	1520	48,045.00	14,197.02	---	33,847.98	
Hazardous Waste Fund (0676)							
DHSS IT CONSOLIDATION E&E	05.020	3690	7,000.00	6,453.44	---	546.56	
Crime Victims' Compensation Fund (0681)							
DPS IT CONSOLIDATION E&E	05.020	1590	4,001.00	786.99	---	3,214.01	
DPS/DOLIR IT CONSOL E&E	05.020	1659	21,558.00	2,097.45	---	19,460.55	
DPS/DOLIR IT CONSOL PS	05.020	2339	12,125.00	---	---	12,125.00	
Agriculture Business Development Fund (0683)							
MDA IT CONSOLIDATION E&E	05.020	1602	2,501.00	1,283.98	---	1,217.02	
Children's Trust Fund (0694)							
OA IT CONSOLIDATION E&E	05.020	3613	1,100.00	315.50	---	784.50	
Missouri Commission for the Deaf and Hard of Hearing Fund (0743)							
DESE IT CONSOLIDATION E&E	05.020	1624	1,000.00	---	---	1,000.00	

**STATE OF MISSOURI  
SUMMARY OF APPROPRIATION ACTIVITY  
SPECIAL REVENUE FUNDS  
FOR THE APPROPRIATION YEAR 2010**

	H.B. No.	Appr. No.	Appropriations	Expenditures and Transfers Out	Biennial Rollovers and Reappropriations to 2011	Lapse of Appropriations
Boiler and Pressure Vessels Safety Fund (0744)						
DPS IT CONSOLIDATION E&E	05.020	2135	14,040.00	14,030.70	---	9.30
Missouri Rx Plan Fund (0779)						
DSS IT CONSOLIDATION E&E	05.020	2333	15,000.00	14,999.85	---	0.15
Putative Father Registry Fund (0780)						
DHSS IT CONSOLIDATION E&E	05.020	1625	12,600.00	5,471.00	---	7,129.00
Organ Donor Program Fund (0824)						
DHSS IT CONSOLIDATION PS	05.020	1626	9,025.00	6,658.22	---	2,366.78
DHSS IT CONSOLIDATION E&E	05.020	1627	334,500.00	329,904.44	---	4,595.56
Child Labor Enforcement Fund (0826)						
DOLIR IT CONSOLIDATION EE	05.020	1628	15,000.00	196.49	---	14,803.51
Early Childhood Development, Education and Care Fund (0859)						
DHSS IT CONSOLIDATION E&E	05.020	1630	36,279.00	35,125.56	---	1,153.44
DSS IT CONSOLIDATION PS	05.020	1632	1,482.00	1,435.50	---	46.50
Guaranty Agency Operating Fund (0880)						
DHE IT CONSOLIDATION PS	05.020	1633	651,606.00	413,397.32	---	238,208.68
DHE IT CONSOLIDATION E&E	05.020	1634	251,938.00	155,806.79	---	96,131.21
Childhood Lead Testing Fund (0899)						
DHSS IT CONSOLIDATION E&E	05.020	1644	13,037.00	196.00	---	12,841.00
Agriculture Development Fund (0904)						
MDA IT CONSOLIDATION PS	05.020	1650	1,079.00	1,079.00	---	---
MDA IT CONSOLIDATION E&E	05.020	1652	879.00	201.12	---	677.88
Institution Gift Trust Fund (0925)						
MDA IT CONSOLIDATION E&E	05.020	1654	90.00	---	---	90.00
Special Employment Security Fund (0949)						
DOLIR IT CONSOLIDATION EE	05.020	1656	110,000.00	208.98	---	109,791.02
Unemployment Automation Fund (0953)						
DOLIR IT CONSOLIDATION PS	05.020	4398	283,250.00	---	---	283,250.00
DOLIR IT CNSL COMP SYSTEM	05.020	4446	5,000,000.00	---	---	5,000,000.00
<b><u>Division of Facilities Management, Design and Construction</u></b>						
State Capitol Commission Fund (0745)						
2ND STATE CAPITOL COMM	05.080	6364	25,000.00	---	---	25,000.00
Missouri State Penitentiary Redevelopment Commission Fund (0768)						
MSP REDEVELOPMENT COMMS	17.235	4047	350,001.00	---	350,001.00	---



**Division of General Services**

Conservation Commission Fund (0609)

WORKERS' COMP & SIF TAX	05.555	3439	60,000.00	32,005.02	---	27,994.98
WORKERS' COMPENSATION	05.545	4542	1,050,000.00	868,023.80	---	181,976.20

**Children's Trust Fund**

Children's Trust Fund (0694)

OA STATE OWNED	13.025	2623	16,917.00	15,596.76	---	1,320.24
CTF PROGRAMS	05.135	5608	3,360,000.00	2,492,445.68	---	867,554.32
CHILDREN'S TRUST FUND PS	05.135	8371	211,199.00	202,782.72	---	8,416.28
CHILDREN'S TRUST FUND E&E	05.135	8372	145,140.00	50,234.48	---	94,905.52

**DEPARTMENT OF AGRICULTURE**

Animal Health Laboratory Fee Fund (0292)

AGRICULTURE LEASING	13.040	2475	68,339.00	68,339.00	---	---
---------------------	--------	------	-----------	-----------	-----	-----

Animal Care Reserve Fund (0295)

AGRICULTURE STATE OWNED	13.040	2534	1,821.00	1,690.44	---	130.56
-------------------------	--------	------	----------	----------	-----	--------

Commodity Council Merchandising Fund (0406)

AGRICULTURE STATE OWNED	13.040	2543	2,663.00	2,408.64	---	254.36
-------------------------	--------	------	----------	----------	-----	--------

Milk Inspection Fees Fund (0645)

AGRICULTURE STATE OWNED	13.040	2546	4,640.00	4,196.28	---	443.72
-------------------------	--------	------	----------	----------	-----	--------

Grain Inspection Fees Fund (0647)

AGRICULTURE LEASING	13.040	1474	32,697.00	25,723.44	---	6,973.56
---------------------	--------	------	-----------	-----------	-----	----------

AGRICULTURE STATE OWNED	13.040	2548	3,327.00	3,011.28	---	315.72
-------------------------	--------	------	----------	----------	-----	--------

Petroleum Inspection Fund (0662)

AGRICULTURE LEASING	13.040	0653	7,448.00	7,399.20	---	48.80
---------------------	--------	------	----------	----------	-----	-------

AGRICULTURE STATE OWNED	13.040	2549	82,265.00	76,567.56	---	5,697.44
-------------------------	--------	------	-----------	-----------	-----	----------

Agriculture Business Development Fund (0683)

AGRICULTURE STATE OWNED	13.040	2550	2,444.00	2,415.96	---	28.04
-------------------------	--------	------	----------	----------	-----	-------

Boll Weevil Suppression and Eradication

Fund (0823)

AGRICULTURE STATE OWNED	13.040	2551	1,412.00	1,281.36	---	130.64
-------------------------	--------	------	----------	----------	-----	--------

Agriculture Development Fund (0904)

AGRICULTURE STATE OWNED	13.040	2552	1,377.00	1,363.44	---	13.56
-------------------------	--------	------	----------	----------	-----	-------

**Office of Director**

Missouri Qualified Fuel Ethanol Producer

Incentive Fund (0571)

ETHANOL INCENTIVE PRGM	06.015	4627	12,500,000.00	12,500,000.00	---	---
------------------------	--------	------	---------------	---------------	-----	-----

ETHANOL INCENTIVE PAYMT	22.175	6591	10,356,383.00	866,382.70	9,490,000.30	---
-------------------------	--------	------	---------------	------------	--------------	-----

Missouri Qualified Biodiesel Producer

Incentive Fund (0777)

BIODIESEL INCENTIVE PRGM	06.015	7519	25,000,000.00	17,897,073.24	---	7,102,926.76
--------------------------	--------	------	---------------	---------------	-----	--------------

Veterinary Student Loan Payment Fund (0803)

VETERINARY ST LOAN PRG	06.008	3209	120,000.00	120,000.00	---	---
------------------------	--------	------	------------	------------	-----	-----

**STATE OF MISSOURI  
SUMMARY OF APPROPRIATION ACTIVITY  
SPECIAL REVENUE FUNDS  
FOR THE APPROPRIATION YEAR 2010**

	H.B. No.	Appr. No.	Appropriations	Expenditures and Transfers Out	Biennial Rollovers and Reappropriations to 2011	Lapse of Appropriations
<b><u>Division of Animal Health</u></b>						
Animal Health Laboratory Fee Fund (0292)						
ANIMAL HEALTH ADMIN PS	06.070	1222	207,324.00	---	---	207,324.00
ANIMAL HEALTH ADMIN E&E	06.070	2186	411,602.00	260,464.50	---	151,137.50
Animal Care Reserve Fund (0295)						
ANIMAL HEALTH ADMIN PS	06.070	1224	303,999.00	180,089.95	---	123,909.05
ANIMAL HEALTH ADMIN E&E	06.070	2187	202,943.00	95,808.67	---	107,134.33
Livestock Brands Fund (0299)						
LIVESTOCK BRANDS PRGM	06.070	1227	38,151.00	17,905.12	---	20,245.88
Livestock Sales and Markets Fees Fund (0581)						
LIVESTOCK MARKETS	06.070	9462	32,565.00	1,200.27	---	31,364.73
Livestock Dealer Law Enforcement and Administration Fund (0624)						
LIVESTOCK DEALER LAW	06.070	8830	12,250.00	---	---	12,250.00
Missouri Pet Spay/Neuter Fund (0747)						
ANIMAL HEALTH ADMIN E&E	06.070	2830	3,001.00	2,000.00	---	1,001.00
Institution Gift Trust Fund (0925)						
GIFT TRUST FUND E&E	06.070	3121	5,000.00	---	---	5,000.00
<b><u>Division of Grain Inspection and Warehousing</u></b>						
Commodity Council Merchandising Fund (0406)						
COMMODITY MERCHND SNG PS	06.080	2417	75,103.00	31,285.45	---	43,817.55
COMMODITY MERCHND SNG E&E	06.080	2418	22,446.00	9,750.22	---	12,695.78
REFUNDS & REIMBURSEMENTS	06.085	2420	10,000.00	---	---	10,000.00
Aquaculture Marketing Development Fund (0573)						
MO AQUACULTURE COUNCIL	06.085	2419	12,501.00	4,416.18	---	8,084.82
Apple Merchandising Fund (0615)						
RES & MKT DEV OF APPLES	06.085	2421	1.00	---	---	1.00
Grain Inspection Fees Fund (0647)						
GRAIN INSPECTION SVS E&E	06.080	2388	282,047.00	162,280.83	---	119,766.17
GRAIN INSPECTION SVS PS	06.080	3201	1,472,956.00	1,198,911.57	---	274,044.43
PAYMENT OF FED USER FEE	06.080	4552	100,000.00	76,484.53	---	23,515.47
Missouri Wine Marketing and Research Development Fund (0855)						
WINE MKTNG & RESEARCH	06.085	0554	50,000.00	41,141.48	---	8,858.52

**Division of Plant Industries**Boll Weevil Suppression and Eradication  
Fund (0823)

BOLL WEEVIL ERADICAT PS	06.100	0556	75,716.00	18,394.80	---	57,321.20
BOLL WEEVIL ERADICAT E&E	06.100	0557	30,634.00	3,588.00	---	27,046.00

**Division of Weights and Measures**

Petroleum Inspection Fund (0662)

WEIGHTS & MEASURES E&E	06.105	2573	771,270.00	434,951.48	---	336,318.52
WEIGHTS & MEASURES PS	06.105	8381	1,504,637.00	1,290,687.44	---	213,949.56

**State Milk Board**

Milk Inspection Fees Fund (0645)

STATE MILK BOARD PS	06.130	0265	324,352.00	251,173.34	---	73,178.66
STATE MILK BOARD E&E	06.130	0267	331,195.00	169,158.44	---	162,036.56
MILK BOARD LOCAL HLTH	06.130	0268	803,812.00	662,032.84	---	141,779.16

State Contracted Manufacturing Dairy Plant  
Inspection and Grading Fee Fund (0661)

DAIRY PLANT INSPECTIONS	06.130	7362	8,000.00	---	---	8,000.00
-------------------------	--------	------	----------	-----	-----	----------

**Agric Business Development Division**

Aquaculture Marketing Development Fund (0573)

AGRI BUSINESS DEV PS	06.020	5027	8,932.00	7,007.00	---	1,925.00
----------------------	--------	------	----------	----------	-----	----------

Agriculture Business Development Fund (0683)

AGRI BUS GOV'S CONF ON AG	06.020	2114	125,000.00	125,000.00	---	---
AGRI MISSOURI PROGRAM E&E	06.025	7034	10,000.00	6,933.46	---	3,066.54
AGRI BUSINESS DEV PS	06.020	7345	53,276.00	52,862.26	---	413.74
AGRI BUSINESS DEV E&E	06.020	7346	110,000.00	102,483.98	---	7,516.02

Agriculture Development Fund (0904)

AG DEVELOPMENT PRGM PS	06.065	5394	72,577.00	47,209.26	---	25,367.74
AG DEVELOPMENT PRGM E&E	06.065	5395	48,256.00	37,336.54	---	10,919.46
AG DEVEL FUND INVESTMENTS	06.065	9913	100,000.00	16,500.00	---	83,500.00

Institution Gift Trust Fund (0925)

AGRI BUS AG AWARENESS PRG	06.020	2110	24,910.00	829.00	---	24,081.00
---------------------------	--------	------	-----------	--------	-----	-----------

**Missouri State Fair**

Agriculture Business Development Fund (0683)

AID-TO-STATE FAIRS	06.125	7058	1.00	---	---	1.00
--------------------	--------	------	------	-----	-----	------

State Fair Trust Fund (0951)

FUNDING TO START FAIR	06.115	3812	10,000.00	1,625.00	---	8,375.00
-----------------------	--------	------	-----------	----------	-----	----------

**STATE OF MISSOURI  
SUMMARY OF APPROPRIATION ACTIVITY  
SPECIAL REVENUE FUNDS  
FOR THE APPROPRIATION YEAR 2010**

	H.B. No.	Appr. No.	Appropriations	Expenditures and Transfers Out	Biennial Rollovers and Reappropriations to 2011	Lapse of Appropriations
<b><u>DEPARTMENT OF INSURANCE, FINANCIAL INSTITUTIONS AND PROFESSIONAL REGISTRATION</u></b>						
Division of Credit Unions Fund (0548)						
INSURANCE STATE OWNED	13.055	3747	28,372.00	28,371.72	---	0.28
Division of Finance Fund (0550)						
INSURANCE STATE OWNED	13.055	3738	150,949.00	150,949.00	---	---
INSURANCE LEASING	13.055	3739	89,496.00	88,194.96	---	1,301.04
Insurance Examiners Fund (0552)						
INSURANCE EXAMINATIONS PS	07.415	0793	3,418,090.00	3,216,462.21	---	201,627.79
INSURANCE EXAMINATIONS EE	07.415	2042	801,776.00	485,341.98	---	316,434.02
INSURANCE REFUNDS	07.420	2681	1.00	---	---	1.00
INSURANCE STATE OWNED	13.055	3564	12,484.00	11,501.00	---	983.00
Insurance Dedicated Fund (0566)						
INSURANCE STATE OWNED	13.055	2587	481,402.00	481,401.36	---	0.64
INSURANCE LEASING	13.055	6082	11,531.00	9,505.45	---	2,025.55
HEALTH INSUR COUNSELING	07.425	7021	200,000.00	159,998.85	---	40,001.15
INSURANCE OPERATIONS PS	07.410	9907	6,964,725.00	5,978,231.13	---	986,493.87
INSURANCE OPERATIONS E&E	07.410	9908	1,958,066.00	970,106.81	---	987,959.19
INSURANCE REFUNDS	07.420	9909	75,000.00	14,426.57	---	60,573.43
Consumer Restitution Fund (0792)						
INSURANCE OPERATIONS	07.410	3703	1.00	---	---	1.00
<b><u>Division of Credit Unions</u></b>						
Division of Credit Unions Fund (0548)						
CREDIT UNIONS E&E	07.430	2195	123,775.00	120,099.49	---	3,675.51
CREDIT UNIONS PS	07.430	3657	1,126,071.00	824,583.93	---	301,487.07
<b><u>Division of Finance</u></b>						
Division of Finance Fund (0550)						
DIV OF FINANCE E&E	07.435	2196	936,260.00	854,308.46	---	81,951.54
FINANCE PS	07.435	3658	6,216,626.00	5,738,663.56	---	477,962.44
OUT-OF-STATE EXAMS E&E	07.435	6138	50,000.00	18,312.69	---	31,687.31
<b><u>Professional Registration</u></b>						
Board of Accountancy Fund (0627)						
BOARD OF ACCOUNTANCY E&E	07.465	2214	180,647.00	167,682.95	---	12,964.05
BOARD OF ACCOUNTANCY PS	07.465	3666	278,953.00	264,216.89	---	14,736.11

Board of Podiatric Medicine Fund (0629)							
PODIATRIC MEDICINE	07.515	0839	20,669.00	7,657.62	---	13,011.38	
Board of Chiropractic Examiners Fund (0630)							
CHIROPRACTIC EXAMINERS	07.475	0820	149,567.00	93,400.06	---	56,166.94	
Board of Embalmers and Funeral Directors Fund (0633)							
EMBALMERS & FUNERAL DIR	07.490	0833	145,393.00	103,546.37	---	41,846.63	
Board of Registration for Healing Arts Fund (0634)							
BD FOR HEALING ART E&E	07.495	2230	759,494.00	638,751.52	---	120,742.48	
BD FOR HEALING ART PS	07.495	3673	1,747,075.00	1,567,404.84	---	179,670.16	
Board of Nursing Fund (0635)							
BOARD OF NURSING E&E	07.500	2244	757,496.00	518,522.27	---	238,973.73	
BOARD OF NURSING PS	07.500	3675	1,035,738.00	992,305.50	---	43,432.50	
Board of Optometry Fund (0636)							
BOARD OF OPTOMETRY	07.505	0836	42,043.00	12,656.51	---	29,386.49	
Board of Pharmacy Fund (0637)							
BOARD OF PHARMACY E&E	07.510	2262	672,948.00	298,034.87	---	374,913.13	
PHARMACY CRIM HISTORY	07.510	2586	5,000.00	27.00	---	4,973.00	
BOARD OF PHARMACY PS	07.510	3677	940,068.00	875,050.47	---	65,017.53	
Missouri Real Estate Commission Fund (0638)							
MO REAL ESTATE COMM E&E	07.520	2266	287,544.00	168,671.02	---	118,872.98	
MO REAL ESTATE COMM PS	07.520	3679	897,447.00	719,572.98	---	177,874.02	
REAL ESTATE CRIM HIST-EE	07.520	6852	30,000.00	17,893.00	---	12,107.00	
Veterinary Medical Board Fund (0639)							
TESTING SERVICES	07.525	0329	40,000.00	29,130.00	---	10,870.00	
MO VETERINARY MEDICAL BD	07.525	0840	69,579.00	53,564.98	---	16,014.02	
Dental Board Fund (0677)							
DENTAL BOARD E&E	07.485	2224	262,863.00	198,628.57	---	64,234.43	
DENTAL BOARD PS	07.485	3671	372,146.00	283,746.11	---	88,399.89	
State Board of Architects, Professional Engineers, Land Surveyors and Landscape Architects Fund (0678)							
ARCH PE & LAND SURV E&E	07.470	2223	331,587.00	272,722.41	---	58,864.59	
ARCH PE & LAND SURV PS	07.470	3667	375,856.00	326,520.30	---	49,335.70	
Board of Cosmetology and Barber Examiners Fund (0785)							
BD COSM & BARBERS E&E	07.480	1673	291,273.00	273,272.23	---	18,000.77	
CRIMINAL HISTORY CHECKS	07.480	1674	1,000.00	---	---	1,000.00	

## **DEPARTMENT OF CONSERVATION**

Conservation Commission Fund (0609)							
CONSERVATION PROGRAMS	06.600	0286	145,534,841.00	130,100,842.44	---	15,433,998.56	
MDC CONSTRUCTION YR2	17.350	3156	22,880,772.00	13,650,607.82	9,230,164.18	---	
MDC CONSTRUCTION	17.350	4120	416.00	---	416.00	---	
MDC STWIDE CONSTRUCTION	22.235	6605	46,000,000.00	---	46,000,000.00	---	

**STATE OF MISSOURI  
SUMMARY OF APPROPRIATION ACTIVITY  
SPECIAL REVENUE FUNDS  
FOR THE APPROPRIATION YEAR 2010**

	H.B. No.	Appr. No.	Appropriations	Expenditures and Transfers Out	Biennial Rollovers and Reappropriations to 2011	Lapse of Appropriations
<b><u>DEPARTMENT OF ECONOMIC DEVELOPMENT</u></b>						
Missouri Arts Council Trust Fund (0262)						
DED LEASING	13.050	2468	51,336.00	42,205.18	---	9,130.82
Division of Tourism Supplemental Revenue Fund (0274)						
DED LEASING	13.050	1982	13,251.00	13,114.96	---	136.04
DED STATE OWNED	13.050	2563	126,822.00	124,715.99	---	2,106.01
Manufactured Housing Fund (0582)						
DED LEASING	13.050	3128	13,586.00	363.84	---	13,222.16
Public Service Commission Fund (0607)						
DED LEASING	13.050	1986	807,149.00	807,148.39	---	0.61
DED STATE OWNED	13.050	2576	77,010.00	73,283.32	---	3,726.68
Special Employment Security Fund (0949)						
DED LEASING	13.050	6633	216,000.00	216,000.00	---	---
<b><u>Business and Community Services</u></b>						
Business Extension Service Team Fund (0280)						
BUSINESS EXT SVS PRGM	07.045	1029	1,000,000.00	---	---	1,000,000.00
Missouri Small Business Development Centers Fund (0294)						
MOFAST	07.035	4271	500,000.00	352,500.00	---	147,500.00
International Promotions Revolving Fund (0567)						
MARKETING E&E	07.015	2384	72,238.00	2,317.29	---	69,920.71
Missouri Main Street Program Fund (0596)						
MAINSTREET PROGRAM	07.055	2428	45,590.00	43,322.00	---	2,268.00
Life Sciences Research Trust Fund (0763)						
LIFE SCIENCE RESRCH ADMIN	07.020	3304	266,000.00	261,200.00	---	4,800.00
LIFE SCIENCE RESRCH FY 10	07.020	4487	13,034,000.00	4,800.00	---	13,029,200.00
State Supplemental Downtown Development Fund (0766)						
MODESA	07.085	4245	3,240,450.00	831,284.74	---	2,409,165.26
State Supplemental Rural Development Fund (0767)						
MORESA PROGRAM	07.095	6859	1.00	---	---	1.00

Economic Development Advancement  
Fund (0783)

MARKETING E&E	07.015	2387	2,789,720.00	2,524,679.51	---	265,040.49
SALES PS	07.015	2801	341,784.00	340,843.50	---	940.50
SALES E&E	07.015	2802	44,540.00	44,540.00	---	---
FINANCE PS	07.015	2812	188,859.00	186,579.28	---	2,279.72
FINANCE E&E	07.015	2816	30,910.00	5,555.21	---	25,354.79
COMPLIANCE E&E	07.015	2829	14,991.00	4,419.37	---	10,571.63
COMPLIANCE PS	07.015	3563	69,722.00	64,053.47	---	5,668.53
EDAF REFUNDS	07.015	4525	17,919.00	17,917.52	---	1.48
MARKETING PS	07.015	4569	50,001.00	46,584.20	---	3,416.80

Youth Opportunities and Violence Prevention  
Fund (0827)

YOUTH OPPORTUN & VIOLENCE	07.065	2455	1.00	---	---	1.00
---------------------------	--------	------	------	-----	-----	------

Missouri Supplemental Tax Increment  
Financing Fund (0848)

STATE TIF PROGRAM	07.075	4351	13,158,455.00	8,499,999.99	---	4,658,455.01
-------------------	--------	------	---------------	--------------	-----	--------------

Downtown Revitalization Preservation  
Fund (0907)

DWTN REVITAL PRSRVTN	07.090	2918	134,805.00	---	---	134,805.00
----------------------	--------	------	------------	-----	-----	------------

**Workforce Development**

Missouri Community College Job Training  
Program Fund (0563)

COMM COLL NEW JOBS TRNG	07.160	0906	16,000,000.00	3,228,600.59	---	12,771,399.41
-------------------------	--------	------	---------------	--------------	-----	---------------

Missouri Job Development Fund (0600)

MO JOB DEVELOPMENT	07.150	0905	13,494,139.00	12,976,172.54	---	517,966.46
WORKFORCE DEVELOPMENT PS	07.135	2300	371,707.00	315,946.40	---	55,760.60
WORKFORCE DEVELOPMENT E&E	07.135	2323	81,389.00	22,349.19	---	59,039.81

Hero at Home Fund (0995)

WORKFORCE DEVELOPMENT	07.135	3048	315,000.00	450.00	---	314,550.00
-----------------------	--------	------	------------	--------	-----	------------

**Division of Tourism**

Division of Tourism Supplemental Revenue  
Fund (0274)

TOURISM PS	07.175	1030	1,614,386.00	1,260,264.25	---	354,121.75
TOURISM E&E	07.175	2192	21,530,580.00	14,489,733.74	---	7,040,846.26
TOUR OF MISSOURI	07.175	2931	1,000,000.00	1,000,000.00	---	---

Tourism Marketing Fund (0650)

TOURISM E&E	07.175	8403	15,000.00	15,000.00	---	---
-------------	--------	------	-----------	-----------	-----	-----

**Public Service Commission**

Deaf Relay Service and Equipment  
Distribution Program Fund (0559)

PUBLIC SERVICE COMM E&E	07.210	9834	2,500,000.00	2,106,084.77	---	393,915.23
-------------------------	--------	------	--------------	--------------	-----	------------

**STATE OF MISSOURI  
SUMMARY OF APPROPRIATION ACTIVITY  
SPECIAL REVENUE FUNDS  
FOR THE APPROPRIATION YEAR 2010**

	H.B. No.	Appr. No.	Appropriations	Expenditures and Transfers Out	Biennial Rollovers and Reappropriations to 2011	Lapse of Appropriations
Manufactured Housing Fund (0582)						
MANUFACTD HOUSING REFUNDS	07.195	0817	10,000.00	925.00	---	9,075.00
MANUF HOUSING ADMIN E&E	07.195	2194	145,089.00	51,198.35	---	93,890.65
MANUFACTD HOUSING PRGM	07.195	3102	10,442.00	10,441.15	---	0.85
MANUF HOUSING ADMIN PS	07.195	3991	341,404.00	268,058.25	---	73,345.75
Public Service Commission Fund (0607)						
PSC REFUNDS	07.210	0818	10,000.00	---	---	10,000.00
PUBLIC SERVICE COMM PS	07.210	1428	10,446,608.00	9,731,270.44	---	715,337.56
PUBLIC SERVICE COMM E&E	07.210	2203	2,423,721.00	1,749,225.31	---	674,495.69
CODE OF ETHICS CONSLT	07.210	3721	100,000.00	39,258.69	---	60,741.31
Manufactured Housing Consumer Recovery Fund (0909)						
MANUF HOUSING CONSUMER RC	07.195	4452	192,000.00	---	---	192,000.00
<b><u>Missouri Council on the Arts</u></b>						
Missouri Arts Council Trust Fund (0262)						
MO ARTS COUNCIL E&E	07.115	0989	7,318,699.00	7,093,037.25	---	225,661.75
MO ARTS COUNCIL PS	07.115	2881	462,100.00	269,255.95	---	192,844.05
INCENTIVES AND TECH ASST	07.115	2943	1,241,000.00	963,478.00	---	277,522.00
Missouri Public Broadcasting Corporation Special Fund (0887)						
PUBLIC TELEVISION GRANTS	07.115	1687	1,697,500.00	733,675.00	---	963,825.00
<b><u>Missouri Housing Development Commission</u></b>						
Missouri Housing Trust Fund (0254)						
MO HOUSING DEVELOP COMM	07.190	0980	4,450,000.00	3,653,903.11	---	796,096.89
<b><u>DEPARTMENT OF ELEMENTARY AND SECONDARY EDUCATION</u></b>						
Bingo Proceeds for Education Fund (0289)						
M&R STATEWIDE BPEF	17.215	0703	40,763.00	40,762.84	0.16	---
Lottery Proceeds Fund (0291)						
DESE OPERATIONAL M&R	17.015	0646	487,285.00	283,780.61	203,504.39	---
JOPLIN VOCATIONAL TECH	22.025	6532	3,000,000.00	---	3,000,000.00	---
KIRKSVILLE VOCAT TECH	22.025	6533	5,250,000.00	---	5,250,000.00	---
PIKE COUNTY VOCAT TECH	22.025	6534	2,250,000.00	---	2,250,000.00	---
OPERATIONAL M&R	22.035	6544	685,508.00	---	685,508.00	---



Deaf Relay Service and Equipment Distribution Program Fund (0559)							
DESE LEASING	13.005	2478	22,168.00	3,862.80	---	18,305.20	
Excellence in Education Fund (0651)							
DESE STATE OWNED	13.005	3733	21,197.00	19,714.68	---	1,482.32	
<b><u>Administration</u></b>							
School District Bonds Fund (0248)							
SCHOOL DISTRICT BONDS	02.035	0113	392,000.00	392,000.00	---	---	
Outstanding Schools Trust Fund (0287)							
FOUNDATION-FORMULA	02.015	0678	517,647,395.00	517,647,395.00	---	---	
Lottery Proceeds Fund (0291)							
FOUNDATION-TRANSPORTATION	02.015	2362	69,273,102.00	69,273,102.00	---	---	
FOUNDATION-FORMULA	02.015	5667	23,157,943.00	23,157,943.00	---	---	
State School Money Fund (0616)							
FOUNDATION-FORMULA	02.015	0679	1,664,920,243.00	1,664,920,243.00	---	---	
FOUNDATION-TRANSPORTATION	02.015	0684	70,503,928.00	70,503,928.00	---	---	
FOUNDATION-CAREER ED	02.015	0720	52,930,428.00	52,930,428.00	---	---	
FOUNDATION-PARENT ED/PAT	02.015	0722	30,874,186.00	23,918,098.00	---	6,956,088.00	
FOUNDATION-SM SCHL PRG	02.015	2081	15,000,000.00	15,000,000.00	---	---	
School District Trust Fund (0688)							
SCHOOL DISTRICT TRUST FND	02.030	5240	760,600,000.00	695,120,132.29	---	65,479,867.71	
Classroom Trust Fund (0784)							
FOUNDATION-FORMULA	02.015	2079	307,100,979.00	307,100,979.00	---	---	
Rebuild Missouri Schools Fund (0917)							
REBUILD MO SCHOOLS PRG	02.045	4564	5,337,135.00	5,332,000.00	---	5,135.00	
Schools First Elementary and Secondary Education Improvement Fund (0919)							
FOUNDATION-FORMULA	02.015	4488	63,168,672.00	63,168,672.00	---	---	
FOUNDATION-TRANSPORTATION	02.015	4560	15,806,130.00	---	---	15,806,130.00	
<b><u>Division of School Improvement</u></b>							
Outstanding Schools Trust Fund (0287)							
PERFORM BASED ASSESSMENT	02.095	2796	128,125.00	128,125.00	---	---	
Lottery Proceeds Fund (0291)							
PERFORM BASED ASSESSMENT	02.095	1289	4,331,325.00	4,201,385.00	---	129,940.00	
A+ SCHOOLS PROGRAM	02.092	3214	21,859,448.00	21,003,665.00	---	855,783.00	
CHARACTER ED INITIATIVES	02.140	3215	774,514.00	376,279.00	---	398,235.00	
VIRTUAL EDUCATION E&E	02.015	4269	4,800,000.00	2,472,000.00	---	2,328,000.00	
Children's Service Commission Fund (0601)							
CHILDREN'S SERVICE COMM	02.275	2820	10,000.00	---	---	10,000.00	
State School Money Fund (0616)							
FERMAN MEMORIAL-GIFTED	02.075	5640	10,000.00	3,293.20	---	6,706.80	
CRITICAL NEEDS-PROF DEV	02.017	5778	6,449,674.00	5,408,814.75	---	1,040,859.25	
CRITICAL NEEDS-TEACHER	02.017	6706	136,326.00	136,326.00	---	---	
CRITICAL NEEDS-MO SCHOLAR	02.017	6707	259,000.00	255,500.02	---	3,499.98	
EARLY CHILDHOOD PROGRAM	02.085	7976	125,000.00	115,484.00	---	9,516.00	

**STATE OF MISSOURI  
SUMMARY OF APPROPRIATION ACTIVITY  
SPECIAL REVENUE FUNDS  
FOR THE APPROPRIATION YEAR 2010**

	H.B. No.	Appr. No.	Appropriations	Expenditures and Transfers Out	Biennial Rollovers and Reappropriations to 2011	Lapse of Appropriations
Early Childhood Development, Education and Care Fund (0859)						
EARLY CHILDHOOD PROGRAM	02.085	0028	14,757,600.00	14,313,553.80	---	444,046.20
<b><u>Division of Career Education</u></b>						
Outstanding Schools Trust Fund (0287)						
ADULT ED & LITERACY	02.195	1631	824,480.00	824,480.00	---	---
Lottery Proceeds Fund (0291)						
MONETT AREA CAREER CENTER	17.010	3977	1,251,796.00	577,966.00	673,830.00	---
CAMDENTON VOC ED FAC	17.010	3980	1,250,000.00	504,121.00	745,879.00	---
POPLAR BLUFF CAREER CNT	17.010	4003	44,528.00	44,528.00	---	---
After-School Retreat Reading and Assessment Grant Program Fund (0732)						
AFTER SCHOOL PROGRAMMING	02.200	4129	10,947.00	3,925.00	---	7,022.00
<b><u>Division of Special Education</u></b>						
Missouri Commission for the Deaf Board of Certification of Interpreters Fund (0264)						
COMM FOR THE DEAF E&E	02.265	0111	117,000.00	115,604.71	---	1,395.29
Bingo Proceeds for Education Fund (0289)						
BOARD OPERATED E&E	02.015	2303	1,707,167.00	1,707,167.00	---	---
Lottery Proceeds Fund (0291)						
HIGH NEED FUND	02.215	0657	19,590,000.00	19,590,000.00	---	---
FOUNDATION-EARLY SPEC ED	02.015	5645	16,548,507.00	16,548,507.00	---	---
DFS/DMH SCHOOL PLACEMENTS	02.225	5677	7,768,606.00	7,768,606.00	---	---
Deaf Relay Service and Equipment Distribution Program Fund (0559)						
MO ASSISTIVE TECH-PS	02.270	2351	215,735.00	213,711.03	---	2,023.97
MO ASSISTIVE TECH-EE	02.270	2365	1,654,914.00	1,137,710.74	---	517,203.26
State School Money Fund (0616)						
FOUNDATION-EARLY SPEC ED	02.015	0702	82,262,702.00	82,262,702.00	---	---
READERS FOR THE BLIND	02.235	2268	25,000.00	25,000.00	---	---
Handicapped Children's Trust Fund (0618)						
SCHOOL SEVERELY HANDICAP	02.260	2280	120,000.00	92,773.89	---	27,226.11
Missouri Commission for the Deaf and Hard of Hearing Fund (0743)						
COMM FOR THE DEAF E&E	02.265	6099	19,000.00	---	---	19,000.00
COMM FOR THE DEAF PS	02.265	7515	33,100.00	---	---	33,100.00

Assistive Technology Trust Fund (0781)							
MO ASSISTIVE TECH-EE	02.270	2370	750,000.00	404,028.78	---	345,971.22	
Part C Early Intervention Fund (0788)							
MEDICAID REIM-FIRST STEPS	02.220	2258	3,545,254.00	3,545,254.00	---	---	
PART C EARLY INTERVENTION	02.220	2259	3,869,000.00	3,868,191.62	---	808.38	
Early Childhood Development, Education and Care Fund (0859)							
FIRST STEPS	02.220	3180	578,644.00	561,285.00	---	17,359.00	
Assistive Technology Loan Revolving Fund (0889)							
MO ASSISTIVE TECH-PS	02.270	2366	49,430.00	39,319.27	---	10,110.73	
MO ASSISTIVE TECH-EE	02.270	2367	300,000.00	240,035.67	---	59,964.33	
Schools First Elementary and Secondary Education Improvement Fund (0919)							
FOUNDATION-EARLY SPEC ED	02.015	4517	24,753,072.00	24,753,072.00	---	---	
HIGH NEED FUND	02.215	4524	4,874,682.00	4,874,682.00	---	---	
School for Blind Trust Fund (0920)							
SCHOOL FOR BLIND	02.250	9806	1,500,000.00	133,422.99	---	1,366,577.01	
School for Deaf Trust Fund (0922)							
SCHOOL FOR DEAF	02.245	0543	25,000.00	12,000.00	---	13,000.00	
<b><u>Division of Teacher Quality and Urban</u></b>							
Lottery Proceeds Fund (0291)							
EARLY GRADE LITERACY PRGM	02.020	1284	145,000.00	60,650.00	---	84,350.00	
Excellence in Education Fund (0651)							
TEACHER QUALITY/URBAN E&E	02.050	2297	2,395,517.00	1,167,247.31	---	1,228,269.69	
TEACHER QUALITY/URBAN PS	02.050	6459	250,556.00	195,702.15	---	54,853.85	
<b><u>Division of Vocational Rehabilitation</u></b>							
Independent Living Center Fund (0284)							
INDEPENDENT LIVING CNTRS	02.180	2809	390,556.00	351,403.21	---	39,152.79	
Lottery Proceeds Fund (0291)							
VOCATIONAL REHAB GRANT	02.170	2806	1,400,000.00	1,357,999.99	---	42,000.01	
<b><u>DEPARTMENT OF HIGHER EDUCATION</u></b>							
Guaranty Agency Operating Fund (0880)							
HIGHER EDUCATION LEASING	13.010	6089	214,898.00	206,249.80	---	8,648.20	
<b><u>Higher Education Administration</u></b>							
Marguerite Ross Barnett Scholarship Fund (0131)							
M ROSS BARNETT SCHLSHIP	03.075	0066	428,540.00	427,591.74	---	948.26	
Lender of Last Resort Revolving Fund (0259)							
LENDER OF LAST RESORT	03.150	4571	1.00	---	---	1.00	

**STATE OF MISSOURI  
SUMMARY OF APPROPRIATION ACTIVITY  
SPECIAL REVENUE FUNDS  
FOR THE APPROPRIATION YEAR 2010**

	H.B. No.	Appr. No.	Appropriations	Expenditures and Transfers Out	Biennial Rollovers and Reappropriations to 2011	Lapse of Appropriations
Lottery Proceeds Fund (0291)						
CROWDER COLLEGE	03.155	2492	393,492.00	381,687.00	---	11,805.00
EAST CENTRAL COLLEGE	03.155	2494	258,446.00	250,693.00	---	7,753.00
JEFFERSON COLLEGE	03.155	2496	444,315.00	430,986.00	---	13,329.00
METROPOLITAN COM COLLEGE	03.155	2498	1,773,458.00	1,720,254.00	---	53,204.00
MINERAL AREA COLLEGE	03.155	2500	260,014.00	252,214.00	---	7,800.00
MOBERLY AREA COM COLLEGE	03.155	2502	193,041.00	187,250.00	---	5,791.00
NORTH CENTRAL MO COLLEGE	03.155	2504	108,331.00	105,081.00	---	3,250.00
OZARKS TECH COM COLLEGE	03.155	2511	448,308.00	434,859.00	---	13,449.00
ST CHARLES CNTY COM COL	03.155	2513	344,253.00	333,925.00	---	10,328.00
ST LOUIS COM COLLEGE	03.155	2516	2,810,964.00	2,726,635.00	---	84,329.00
STATE FAIR COM COLLEGE	03.155	2518	220,213.00	213,607.00	---	6,606.00
THREE RIVERS COM COLLEGE	03.155	2520	197,650.00	191,720.00	---	5,930.00
MINORTIY TEACH SCHLSHPS	03.090	4545	200,000.00	102,000.00	---	98,000.00
Quality Improvement Revolving Fund (0537)						
QUALITY IMPRVMENT REV E&E	03.005	4445	200,000.00	58,394.37	---	141,605.63
GEAR-UP Scholarship Fund (0737)						
GEAR UP SCHOLARSHIPS	03.120	5655	450,000.00	338,870.00	---	111,130.00
Access Missouri Financial Assistance Fund (0791)						
ACCESS MISSOURI	03.050	2179	95,827,307.00	84,985,499.32	---	10,841,807.68
Recruitment and Retention Scholarship Fund (0832)						
MIN ENIVRM LITERACY PRG	03.110	4551	50,000.00	---	---	50,000.00
Academic Scholarship Fund (0840)						
ACADEMIC SCHOLARSHIP PRGM	03.040	3858	16,359,000.00	14,920,000.00	---	1,439,000.00
Advantage Missouri Trust Fund (0856)						
ADVANTAGE MISSOURI PRGM	03.115	0062	15,000.00	3,315.88	---	11,684.12
Kids' Chance Scholarship Fund (0878)						
KIDS CHANCE SCHLSPS	03.080	4442	27,750.00	24,746.00	---	3,004.00
Guaranty Agency Operating Fund (0880)						
LOAN PROGRAM ADMIN PS	03.125	0998	2,155,886.00	2,155,767.09	---	118.91
LOAN PROGRAM ADMIN E&E	03.125	2169	8,455,962.00	6,420,615.66	---	2,035,346.34
FEDERAL LOAN COMPLIANCE	03.125	3134	500,000.00	250.07	---	499,749.93
COLLECTION INVOICING	03.125	5075	4,000,000.00	2,575,149.69	---	1,424,850.31
LOAN PROGRAM ADMIN	03.125	7256	890,000.00	606,637.55	---	283,362.45
Federal Student Loan Reserve Fund (0881)						
LOAN PRGM REVOLVING FUND	03.135	0067	145,000,000.00	135,417,509.19	---	9,582,490.81

**State Colleges and Universities**

## Bingo Proceeds for Education Fund (0289)

STL NURSING & OPTOMETRY	17.185	4024	197,910.00	197,910.00	---	---
UM-COL PLAN NURSING SHL	17.190	4036	273,472.00	19,729.00	253,743.00	---
Lottery Proceeds Fund (0291)						
UNIVERSITY OF CENTRAL MO	03.165	1539	4,985,715.00	4,836,144.00	---	149,571.00
SOUTHEAST MO STATE UNIV	03.170	1540	4,059,895.00	3,938,098.00	---	121,797.00
MO STATE UNIVERSITY	03.175	1545	7,675,409.00	7,445,147.00	---	230,262.00
TRUMAN STATE UNIVERSITY	03.185	1546	3,776,109.00	3,662,826.00	---	113,283.00
NORTHWEST MO STATE UNIV	03.190	1547	2,599,805.00	2,521,811.00	---	77,994.00
MO SOUTHERN ST UNIVERSITY	03.195	1549	1,972,820.00	1,913,635.00	---	59,185.00
MO WESTERN ST UNIVERSITY	03.200	1550	1,968,039.00	1,908,998.00	---	59,041.00
HARRIS STOWE ST UNIV	03.205	1551	908,704.00	881,443.00	---	27,261.00
UNIV OF MISSOURI CAMPUSES	03.210	1552	36,869,596.00	35,763,508.00	---	1,106,088.00
LINCOLN UNIVERSITY	03.180	1554	1,551,205.00	1,504,669.00	---	46,536.00
PERRYVILLE FACILITIES	17.175	3916	369,514.00	333,989.91	35,524.09	---
UMKC DENTAL SCHL PLANNING	17.195	4037	300,000.00	186,229.00	113,771.00	---
LINN TECH VEHICLE CENTER	17.170	4158	10,000,000.00	9,269,012.36	730,987.64	---
LINN STATE TECH COLLEGE	03.160	6227	420,528.00	407,912.00	---	12,616.00
Spinal Cord Injury Fund (0578)						
SPINAL CORD INJURY	03.235	5628	400,000.00	---	---	400,000.00
State Seminary Moneys Fund (0623)						
SEMINARY FUND INV INCOME	03.260	0616	250,000.00	85,383.50	---	164,616.50
Healthy Families Trust Fund (0625)						
UMC TELEMEDICINE	03.215	4046	437,640.00	379,288.00	---	58,352.00
Lewis and Clark Discovery Fund (0790)						
SEMSU-AUTISM CENTER	17.070	1472	2,316,242.00	1,882,419.00	433,823.00	---
UM-ED&OUTREACH CNT	17.095	1530	3,059,193.00	43,541.00	3,015,652.00	---
UM-ATCH&HOLT FACILITY	17.100	1586	579,757.00	30,963.00	548,794.00	---
UM-HOWARD CO FACILITY	17.105	1607	2,998,234.00	15,314.00	2,982,920.00	---
UM-GENTRY CO CENTER	17.110	1666	137,491.00	137,491.00	---	---
UM-GRUNDY CO BLDG	17.115	1667	671,256.00	11,653.00	659,603.00	---
UM-CRAWFORD FACILITY	17.120	1668	527,103.00	23,835.00	503,268.00	---
UM-BOONE CO FACILITY	17.125	1671	2,385,573.00	201,727.00	2,183,846.00	---
UM-CALLAWAY FACILITY	17.130	1672	600,000.00	210.00	599,790.00	---
UMKC-PHARM & NURSE BLDG	17.155	1677	7,720,935.00	5,720,375.00	2,000,560.00	---
UCM-MORROW&GARRISON BLDG	17.020	2932	11,491,060.00	6,249,358.00	5,241,702.00	---
HSSU-CHILD&PARENT EDU CNT	17.025	2935	3,521,633.00	3,521,633.00	---	---
LU-JASON HALL	17.030	2936	553,418.00	553,418.00	---	---
MSSU-HEALTH SCIENCE BLDG	17.040	2939	10,510,110.00	6,781,660.00	3,728,450.00	---
MSU-PHASE I FREUP	17.045	2940	23,894,697.00	4,370,891.00	19,523,806.00	---
MSU-INCUBATOR	17.050	2942	1,301,684.00	816,903.00	484,781.00	---
MWSU-AGENSTEIN SC & MATH	17.055	2946	20,698,332.00	15,140,932.00	5,557,400.00	---
NWMSU-PLANT BIO CNTR	17.060	2947	6,596,657.00	6,209,060.01	387,596.99	---
SE-INCUBATOR	17.065	2948	4,500,000.00	---	4,500,000.00	---
TSU-PERSHING BLDG	17.075	2949	19,954,132.00	3,214,794.80	16,739,337.20	---
UM-ELLIS FISCHEL	17.150	2950	31,182,000.00	344,949.00	30,837,051.00	---

**STATE OF MISSOURI  
SUMMARY OF APPROPRIATION ACTIVITY  
SPECIAL REVENUE FUNDS  
FOR THE APPROPRIATION YEAR 2010**

	H.B. No.	Appr. No.	Appropriations	Expenditures and Transfers Out	Biennial Rollovers and Reappropriations to 2011	Lapse of Appropriations
UM-PLANT SCIENCE BLDG	17.080	2957	4,999,200.00	11,347.00	4,987,853.00	---
UM-DELTA RESEARCH CNT	17.090	2961	1,726,812.00	23,580.00	1,703,232.00	---
UMSL-BENTON & STADLER	17.140	2984	28,130,767.00	441,231.00	27,689,536.00	---
UM-GREENLEY FACILITY	17.085	3488	1,859,740.00	11,014.00	1,848,726.00	---
LSTC-HEAVY EQUIPMENT TECH	17.035	3490	1,012,397.00	1,012,396.00	1.00	---
UMKC-DENTAL EQUIP	17.135	3548	13,632.00	13,632.00	---	---
<b><u>DEPARTMENT OF HEALTH AND SENIOR SERVICES</u></b>						
Nursing Facility Quality of Care Fund (0271) REFUNDS	10.620	7331	430.00	430.00	---	---
Mammography Fund (0293) REFUNDS	10.620	2873	900.00	900.00	---	---
Missouri Public Health Services Fund (0298) REFUNDS	10.620	7334	28,302.00	28,291.80	---	10.20
Endowed Care Cemetery Audit Fund (0562) REFUNDS	10.620	7492	1,911.00	1,908.43	---	2.57
Health and Senior Services Document Services Fund (0646) REFUNDS	10.620	7336	297.00	295.70	---	1.30
Health - Donated Fund (0658) REFUNDS	10.620	2799	7,818.00	7,816.97	---	1.03
Children's Trust Fund (0694) REFUNDS	10.620	7493	9,554.00	9,543.15	---	10.85
Childhood Lead Testing Fund (0899) REFUNDS	10.620	5046	281.00	280.50	---	0.50
<b><u>Administration</u></b>						
Nursing Facility Quality of Care Fund (0271) DIVISION OF ADMIN E&E	10.605	6114	400,000.00	400,000.00	---	---
Health Access Incentive Fund (0276) DIVISION OF ADMIN E&E	10.605	0217	25,000.00	15,000.00	---	10,000.00
Mammography Fund (0293) DIVISION OF ADMIN E&E	10.605	3750	25,000.00	13,496.60	---	11,503.40
Missouri Public Health Services Fund (0298) DIVISION OF ADMIN PS	10.605	1799	129,417.00	101,858.22	---	27,558.78
DIVISION OF ADMIN E&E	10.605	1800	292,491.00	---	---	292,491.00

Professional and Practical Nursing Student Loan and Nurse Loan Repayment Fund (0565)							
DIVISION OF ADMIN E&E	10.605	3751	15,000.00	10,260.18	---	4,739.82	
Health and Senior Services Document Services Fund (0646)							
DIVISION OF ADMIN E&E	10.605	7697	106,496.00	37,794.71	---	68,701.29	
Health - Donated Fund (0658)							
DOH DONATED FUNDS PS	10.625	4631	75,273.00	75,272.04	---	0.96	
DOH DONATED FUNDS E&E	10.625	4632	1,377,048.00	1,377,047.25	---	0.75	
Putative Father Registry Fund (0780)							
DIVISION OF ADMIN E&E	10.605	3259	18,750.00	18,612.35	---	137.65	
Organ Donor Program Fund (0824)							
DIVISION OF ADMIN E&E	10.605	3752	20,000.00	19,241.72	---	758.28	
Childhood Lead Testing Fund (0899)							
DIVISION OF ADMIN E&E	10.605	7251	2,370.00	---	---	2,370.00	
<b><u>Division of Community and Public Health</u></b>							
Health Initiatives Fund (0275)							
DIV COMM&PUBLIC HLTH PS	10.635	1219	49,242.00	47,765.00	---	1,477.00	
SCHOOL HEALTH GRANTS	10.645	3974	5,364,564.00	5,364,552.18	---	11.82	
Health Access Incentive Fund (0276)							
DIV COMM&PUBLIC HLTH PS	10.635	1220	94,028.00	88,981.15	---	5,046.85	
PRIMO PROGRAM	10.660	3931	3,021,500.00	3,021,498.01	---	1.99	
Missouri Public Health Services Fund (0298)							
PUBLIC HEALTH LAB PS	10.675	0222	1,327,031.00	1,111,609.10	---	215,421.90	
PUBLIC HEALTH LAB E&E	10.675	0223	3,048,764.00	2,240,354.41	---	808,409.59	
DIV COMM&PUBLIC HLTH PS	10.635	1232	325,199.00	71,380.94	---	253,818.06	
DIV COMM&PUBLIC HLTH E&E	10.635	1233	116,507.00	4,013.00	---	112,494.00	
GENETICS PROGRAM	10.645	1690	276,750.00	164,020.00	---	112,730.00	
HEALTH LAB MEDICAID E&E	10.675	1935	450,000.00	450,000.00	---	---	
Professional and Practical Nursing Student Loan and Nurse Loan Repayment Fund (0565)							
DIV COMM&PUBLIC HLTH PS	10.635	1221	72,526.00	67,472.64	---	5,053.36	
DIV COMM&PUBLIC HLTH E&E	10.635	1223	16,900.00	7,515.34	---	9,384.66	
NURSE LOAN PROGRAM	10.660	3937	499,752.00	499,750.59	---	1.41	
Health and Senior Services Document Services Fund (0646)							
DIV COMM&PUBLIC HLTH PS	10.635	1234	360,142.00	157,499.84	---	202,642.16	
DIV COMM&PUBLIC HLTH E&E	10.635	1236	275,000.00	88,077.18	---	186,922.82	
Health - Donated Fund (0658)							
DIV COMM&PUBLIC HLTH PS	10.635	1242	174,182.00	71,475.61	---	102,706.39	
DIV COMM&PUBLIC HLTH E&E	10.635	1244	633,089.00	633,088.00	---	1.00	
PRIMO PROGRAM	10.660	3932	839,525.00	695,000.00	---	144,525.00	
Hazardous Waste Fund (0676)							
DIV COMM&PUBLIC HLTH PS	10.635	1663	196,479.00	177,747.34	---	18,731.66	
DIV COMM&PUBLIC HLTH E&E	10.635	1664	68,532.00	60,516.58	---	8,015.42	

**STATE OF MISSOURI  
SUMMARY OF APPROPRIATION ACTIVITY  
SPECIAL REVENUE FUNDS  
FOR THE APPROPRIATION YEAR 2010**

	H.B. No.	Appr. No.	Appropriations	Expenditures and Transfers Out	Biennial Rollovers and Reappropriations to 2011	Lapse of Appropriations
Safe Drinking Water Fund (0679)						
PUBLIC HEALTH LAB E&E	10.675	4530	435,197.00	379,206.64	---	55,990.36
Head Injury Fund (0742)						
HEAD INJURY SERVICES	10.645	7527	1,149,900.00	1,085,964.25	---	63,935.75
Putative Father Registry Fund (0780)						
DIV COMM&PUBLIC HLTH PS	10.635	1247	73,721.00	66,070.77	---	7,650.23
DIV COMM&PUBLIC HLTH E&E	10.635	1251	28,756.00	---	---	28,756.00
Missouri Health Care Access Fund (0806)						
HEALTHCARE ACCESS	10.660	2290	1.00	---	---	1.00
Organ Donor Program Fund (0824)						
DIV COMM&PUBLIC HLTH PS	10.635	1225	108,540.00	67,673.01	---	40,866.99
DIV COMM&PUBLIC HLTH E&E	10.635	1230	82,010.00	19,540.15	---	62,469.85
DIV COMM&PUBLIC HLTH PROG	10.645	1257	100,000.00	56,104.05	---	43,895.95
Blindness Education, Screening and Treatment Program Fund (0892)						
SCHOOL VISION EXAMS	10.645	2762	99,000.00	1,841.00	---	97,159.00
Missouri Lead Abatement Loan Fund (0893)						
LEAD ABATEMENT LOAN PRGM	10.645	5313	76,000.00	37,860.99	---	38,139.01
Childhood Lead Testing Fund (0899)						
PUBLIC HEALTH LAB PS	10.675	7249	16,481.00	16,481.00	---	---
PUBLIC HEALTH LAB E&E	10.675	7250	142,817.00	142,817.00	---	---
Governor's Council on Physical Fitness Institution Gift Trust Fund (0924)						
DIV COMM&PUBLIC HLTH E&E	10.635	2431	50,000.00	160.00	---	49,840.00
Crippled Children Fund (0950)						
CHILD W/SPECIAL NEEDS	10.645	7726	30,000.00	6,011.49	---	23,988.51
<b><u>Division of Senior and Disability Service</u></b>						
Elderly Home-Delivered Meals Trust Fund (0296)						
AAA CONTRACTS	10.700	4521	100,000.00	78,625.00	---	21,375.00
In-Home Service Gross Receipts Tax Fund (0934)						
IN-HOME SVC PGRM MEDICAID	14.110	7106	1.00	---	---	1.00
In-Home Services Reimbursement Allowance Fund (0957)						
IN-HOME SVC PGRM MEDICAID	10.690	5908	1.00	---	---	1.00



**Division of Regulation and Licensure**

Nursing Facility Quality of Care Fund (0271)							
DIV OF REG&LICENSURE PS	10.720	1270	1,007,677.00	1,006,206.15	---	1,470.85	
DIV OF REG&LICENSURE E&E	10.720	1271	1,151,481.00	550,988.95	---	600,492.05	
Health Access Incentive Fund (0276)							
DIV OF REG&LICENSURE PS	10.720	1273	72,171.00	69,713.13	---	2,457.87	
DIV OF REG&LICENSURE E&E	10.720	1274	11,450.00	5,160.34	---	6,289.66	
Mammography Fund (0293)							
DIV OF REG&LICENSURE PS	10.720	1275	61,387.00	40,939.51	---	20,447.49	
DIV OF REG&LICENSURE E&E	10.720	1276	13,560.00	13,560.00	---	---	
Early Childhood Development, Education and Care Fund (0859)							
DIV OF REG&LICENSURE PS	10.720	1278	206,785.00	206,608.05	---	176.95	
DIV OF REG&LICENSURE E&E	10.720	1280	57,561.00	57,561.00	---	---	
CHILD CARE IMPROVE PRGM	10.725	3196	728,740.00	666,903.26	---	61,836.74	

**DEPARTMENT OF TRANSPORTATION**

Motorcycle Safety Trust Fund (0246)						
MAINTENANCE E&E	04.210	6311	425,000.00	423,678.68	---	1,321.32
Grade Crossing Safety Account Fund (0290)						
RR GRADE CROSSING HAZARDS	04.300	6179	3,543,857.00	797,887.95	---	2,745,969.05
State Highways and Transportation Department Fund (0644)						
HIGHWAY FUND REFUNDS	04.220	6172	200,000.00	41,595.46	---	158,404.54
MOTOR FUEL TAX REFUND	04.220	6173	30,000,000.00	23,022,799.01	---	6,977,200.99
Railroad Expense Fund (0659)						
MULTIMODAL OPS ADMIN PS	04.230	6174	433,616.00	351,822.00	---	81,794.00
MULTIMODAL OPS ADMIN E&E	04.230	6175	151,421.00	45,450.24	---	105,970.76
SUPPORT TO MULTIMODAL DIV	04.235	6180	102,532.00	84,486.73	---	18,045.27
FRINGES MULTIMODAL PS	04.230	6181	206,692.00	106,341.17	---	100,350.83
State Transportation Fund (0675)						
FRINGES MULTIMODAL PS	04.230	0115	72,522.00	45,856.35	---	26,665.65
SUPPORT TO MULTIMODAL DIV	04.235	0436	50,951.00	24,102.23	---	26,848.77
TRANSIT FUNDS COUNTED	04.245	0786	814,838.00	739,838.00	---	75,000.00
MO AMTRAK STATIONS	04.295	1046	25,000.00	25,000.00	---	---
MULTIMODAL OPS ADMIN E&E	04.230	2270	10,395.00	5,488.07	---	4,906.93
PORT AUTH FINANCIAL ASST	04.320	7489	450,000.00	375,000.00	---	75,000.00
ELDRLY&DISAB TRAN ASSTIST	04.255	7512	1,851,560.00	1,576,560.00	---	275,000.00
MULTIMODAL OPS ADMIN PS	04.230	9939	155,184.00	132,871.21	---	22,312.79
Light Rail Safety Fund (0838)						
LIGHT RAIL SAFETY E&E	04.285	6178	1.00	---	---	1.00
State Transportation Assistance Revolving Fund (0841)						
MULTIMODAL REVOLVING LOAN	04.240	4404	550,000.00	---	---	550,000.00

**STATE OF MISSOURI  
SUMMARY OF APPROPRIATION ACTIVITY  
SPECIAL REVENUE FUNDS  
FOR THE APPROPRIATION YEAR 2010**

	H.B. No.	Appr. No.	Appropriations	Expenditures and Transfers Out	Biennial Rollovers and Reappropriations to 2011	Lapse of Appropriations
<b>Aviation Trust Fund (0952)</b>						
AIRPORT CI & MAINT	04.310	1045	15,000,000.00	8,542,206.96	---	6,457,793.04
MULTIMODAL OPS ADMIN PS	04.230	4660	478,560.00	459,895.36	---	18,664.64
MULTIMODAL OPS ADMIN E&E	04.230	4661	24,827.00	24,666.36	---	160.64
FRINGES MULTIMODAL PS	04.230	4662	223,160.00	223,147.14	---	12.86
SUPPORT TO MULTIMODAL DIV	04.235	4857	67,067.00	67,067.00	---	---
<b><u>DEPARTMENT OF LABOR AND INDUSTRIAL RELATIONS</u></b>						
<b>Workers' Compensation Fund (0652)</b>						
DOLIR STATE OWNED	13.060	2698	352,378.00	352,377.84	---	0.16
DOLIR LEASING	13.060	3236	258,393.00	231,514.04	---	26,878.96
UNPROGRAMMED M&R	22.030	6539	200,000.00	---	200,000.00	---
<b>Special Employment Security Fund (0949)</b>						
DOLIR STATE OWNED	13.060	2626	94,530.00	94,529.28	---	0.72
UNPROGRAMMED	17.215	3804	200,000.00	---	200,000.00	---
STATEWIDE M&R	17.215	3816	200,000.00	---	200,000.00	---
DOLIR LEASING	13.060	4338	5,161.00	5,013.56	---	147.44
UNPROGRAMMED M&R	22.030	6540	200,000.00	---	200,000.00	---
CRITICAL M&R	22.030	6541	200,000.00	---	200,000.00	---
<b><u>Division of Labor Standards</u></b>						
<b>Workers' Compensation Fund (0652)</b>						
ADMINISTRATION/LS PS	07.820	3565	95,000.00	72,270.30	---	22,729.70
ADMINISTRATION/LS E&E	07.820	3566	128,166.00	68,951.31	---	59,214.69
<b>Child Labor Enforcement Fund (0826)</b>						
ADMINISTRATION/LS E&E	07.820	2665	185,000.00	8,203.69	---	176,796.31
<b><u>Division of Workers' Compensation</u></b>						
<b>Tort Victims Compensation Fund (0622)</b>						
ADMIN WORK COMP E&E	07.840	5259	5,000.00	135.78	---	4,864.22
TORT VICTIMS COMP PAYMENT	07.860	6107	2,500,000.00	2,449,999.96	---	50,000.04
<b>Workers' Compensation Fund (0652)</b>						
ADMIN WORK COMP PS	07.840	0690	7,703,848.00	7,702,461.01	---	1,386.99
ADMIN WORK COMP E&E	07.840	0693	1,382,515.00	1,010,851.90	---	371,663.10
ADMIM WORK COMP REFUND	07.845	3573	50,000.00	---	---	50,000.00

Workers' Compensation - Second Injury Fund (0653)							
SECOND INJURY FUND CLAIMS	07.850	4636	66,574,927.00	39,431,841.55	---	---	27,143,085.45
SECOND INJURY REFUNDS	07.855	6106	250,000.00	220,306.84	---	---	29,693.16

**Division of Employment Security**

War on Terror Unemployment Compensation Fund (0736)							
WAR ON TERROR E&E	07.885	3761	45,000.00	---	---	---	45,000.00
WAR ON TERROR	07.885	3762	45,000.00	---	---	---	45,000.00
Special Employment Security - Bond Proceeds Fund (0947)							
BUFF BOND PROCEEDS E&E	07.890	7344	1.00	---	---	---	1.00
Special Employment Security Fund (0949)							
M&R STATEWIDE SESF	17.215	0708	391,412.00	35.00	391,377.00	---	---
M&R EMPLOYMENT SECURITY	17.370	0721	608,950.00	20,027.71	588,922.29	---	---
SPECIAL EMP SECURITY E&E	07.880	2945	1,885,358.00	431,057.05	---	---	1,454,300.95
EMP SEC EXTERIOR REPRS	17.370	4056	268,846.00	46,262.00	222,584.00	---	---
EMP SEC FIRE ELECTR	17.370	4059	720,698.00	475,990.88	244,707.12	---	---
SPECIAL EMP SECURITY PS	07.880	5414	504,509.00	45,982.12	---	---	458,526.88
FEDERAL INTEREST PAYMENTS	07.880	6685	1.00	---	---	---	1.00
Unemployment Automation Fund (0953)							
ADMIN EMP SEC PS	07.870	4391	200,000.00	---	---	---	200,000.00

**Labor and Industrial Relations Commission**

Workers' Compensation Fund (0652)							
INDUSTRIAL COMMISSION PS	07.815	3096	481,215.00	459,048.32	---	---	22,166.68
INDUSTRIAL COMMISSION E&E	07.815	4526	75,360.00	27,125.71	---	---	48,234.29

**DEPARTMENT OF MENTAL HEALTH**

Health Care Technology Fund (0170)							
REFUNDS	10.035	4420	100.00	---	---	---	100.00
Compulsive Gamblers Fund (0249)							
MENTAL HEALTH STATE OWNED	13.090	2592	2,027.00	1,862.28	---	---	164.72
REFUNDS	10.035	4412	100.00	---	---	---	100.00
Health Initiatives Fund (0275)							
MENTAL HEALTH STATE OWNED	13.090	2596	8,831.00	8,372.64	---	---	458.36
REFUNDS	10.035	4407	100.00	---	---	---	100.00
Mental Health Earnings Fund (0288)							
MENTAL HEALTH STATE OWNED	13.090	2597	5,066.00	4,655.76	---	---	410.24
REFUNDS	10.035	4409	12,876.00	12,852.35	---	---	23.65
Healthy Families Trust Fund (0625)							
REFUNDS	10.035	4419	100.00	---	---	---	100.00

**STATE OF MISSOURI  
SUMMARY OF APPROPRIATION ACTIVITY  
SPECIAL REVENUE FUNDS  
FOR THE APPROPRIATION YEAR 2010**

	H.B. No.	Appr. No.	Appropriations	Expenditures and Transfers Out	Biennial Rollovers and Reappropriations to 2011	Lapse of Appropriations
Mental Health Trust Fund (0926)						
MENTAL HLT TRUST FUND PS	10.045	4136	427,464.00	299,704.23	---	127,759.77
MENTAL HLT TRUST FUND E&E	10.045	4137	1,219,597.00	727,800.48	---	491,796.52
REFUNDS	10.035	4410	100.00	---	---	100.00
DMH Local Tax Matching Fund (0930)						
REFUNDS	10.035	4421	177,675.00	177,672.89	---	2.11
<b><u>Division of Alcohol and Drug Abuse</u></b>						
Compulsive Gamblers Fund (0249)						
COMPULSIVE GAMBLING TRTMT	10.115	0313	454,615.00	361,261.46	---	93,353.54
COMPULSIVE GAMBLING PS	10.115	2451	39,936.00	39,936.00	---	---
COMPULSIVE GAMBLING E&E	10.115	2452	5,194.00	3,525.76	---	1,668.24
Health Initiatives Fund (0275)						
ADA ADMIN PS	10.100	1839	45,069.00	43,716.83	---	1,352.17
ADA TREATMENT-MEDICAID MT	10.110	2044	2,839,389.00	2,754,207.00	---	85,182.00
COMMUNITY 2000	10.105	3145	82,148.00	79,684.00	---	2,464.00
ADA TREATMENT SERVICES	10.110	4151	3,235,791.00	3,137,181.00	---	98,610.00
SATOP PS	10.120	7247	190,262.00	184,553.79	---	5,708.21
SATOP E&E	10.120	7248	51,204.00	51,204.00	---	---
Mental Health Earnings Fund (0288)						
SATOP	10.120	3901	4,789,151.00	4,789,123.40	---	27.60
ADA ADMIN PS	10.100	4140	114,061.00	114,060.89	---	0.11
ADA ADMIN E&E	10.100	4141	52,372.00	33,316.04	---	19,055.96
Healthy Families Trust Fund (0625)						
PREVENTION & EDU SVS E&E	10.105	3585	283,092.00	283,092.00	---	---
ADA TREATMENT-MEDICAID MT	10.110	3587	1,825,500.00	1,825,500.00	---	---
ADA TREATMENT SERVICES	10.110	3594	100,000.00	100,000.00	---	---
PREVENTION & EDU SVC PS	10.105	4512	16,908.00	16,908.00	---	---
DMH Local Tax Matching Fund (0930)						
ADA TREATMENT-MEDICAID MT	10.110	3765	685,753.00	316,584.56	---	369,168.44
<b><u>Division of Comprehensive Psychiatric Services</u></b>						
Mental Health Earnings Fund (0288)						
ADULT COMMUNITY PROGRAM	10.210	3551	583,740.00	376,638.00	---	207,102.00
Mental Health Trust Fund (0926)						
NW MO PSY REHAB CTR PS	10.305	2768	447,558.00	---	---	447,558.00
DMH Local Tax Matching Fund (0930)						
ADULT COM PRG-MEDICAID MT	10.210	3766	233,596.00	---	---	233,596.00
YOUTH COM PRG-MEDICAID MT	10.225	3767	552,824.00	275,817.09	---	277,006.91

**Division of Developmental Disabilities**

DMH Local Tax Matching Fund (0930)							
MRDD COM PRG-MEDICAID MT	10.410	3768	12,853,770.00	10,600,734.64	---	2,253,035.36	

**DEPARTMENT OF NATURAL RESOURCES**

Missouri Air Emission Reduction Fund (0267)						
REFUND ACCOUNTS	06.390	1591	19,331.00	19,103.00	---	228.00
Natural Resources Protection Fund (0555)						
ENVIRONMENTAL DAMAGES	06.375	2415	584,846.00	367,448.86	---	217,397.14
Natural Resources Protection - Water Pollution Permit Fee Subaccount Fund (0568)						
REFUND ACCOUNTS	06.390	2739	36,625.00	16,688.60	---	19,936.40
ENVIRONMENTAL DAMAGES	06.375	4301	460,934.00	460,934.00	---	---
Solid Waste Management - Scrap Tire Subaccount Fund (0569)						
REFUND ACCOUNTS	06.390	3536	1,165.00	---	---	1,165.00
Solid Waste Management Fund (0570)						
REFUND ACCOUNTS	06.390	3537	1,165.00	---	---	1,165.00
Metallic Minerals Waste Management Fund (0575)						
REFUND ACCOUNTS	06.390	3538	165.00	---	---	165.00
Natural Resources Protection - Air Pollution Asbestos Fee Subaccount Fund (0584)						
REFUND ACCOUNTS	06.390	2740	9,930.00	3,103.33	---	6,826.67
Underground Storage Tank Regulation Program Fund (0586)						
REFUND ACCOUNTS	06.390	2742	4,965.00	---	---	4,965.00
Natural Resources Protection - Air Pollution Permit Fee Subaccount Fund (0594)						
REFUND ACCOUNTS	06.390	2743	56,887.00	2,810.54	---	54,076.46
Water and Wastewater Loan Revolving Fund (0602)						
REFUND ACCOUNTS	06.390	3539	25,155.00	---	---	25,155.00
Parks Sales Tax Fund (0613)						
REFUND ACCOUNTS	06.390	3374	2,165.00	---	---	2,165.00
Soil and Water Sales Tax Fund (0614)						
REFUND ACCOUNTS	06.390	3540	329.00	---	---	329.00
Water and Wastewater Loan Fund (0649)						
REFUND ACCOUNTS	06.390	3541	165.00	---	---	165.00
Environmental Radiation Monitoring Fund (0656)						
REFUND ACCOUNTS	06.390	7799	250.00	250.00	---	---
Groundwater Protection Fund (0660)						
REFUND ACCOUNTS	06.390	2744	3,000.00	205.00	---	2,795.00
Energy Set-Aside Program Fund (0667)						
REFUND ACCOUNTS	06.390	7491	2,039.00	---	---	2,039.00

**STATE OF MISSOURI  
SUMMARY OF APPROPRIATION ACTIVITY  
SPECIAL REVENUE FUNDS  
FOR THE APPROPRIATION YEAR 2010**

	H.B. No.	Appr. No.	Appropriations	Expenditures and Transfers Out	Biennial Rollovers and Reappropriations to 2011	Lapse of Appropriations
State Land Survey Program Fund (0668)						
REFUND ACCOUNTS	06.390	3542	165.00	---	---	165.00
Hazardous Waste Fund (0676)						
REFUND ACCOUNTS	06.390	2746	60,430.00	59,688.21	---	741.79
Safe Drinking Water Fund (0679)						
REFUND ACCOUNTS	06.390	2745	5,748.00	275.00	---	5,473.00
Coal Mine Land Reclamation Fund (0684)						
REFUND ACCOUNTS	06.390	3544	165.00	---	---	165.00
Oil and Gas Remedial Fund (0699)						
REFUND ACCOUNTS	06.390	7418	750.00	---	---	750.00
Biodiesel Fuel Revolving Fund (0730)						
REFUND ACCOUNTS	06.390	5261	165.00	---	---	165.00
Storm Water Loan Revolving Fund (0754)						
REFUND ACCOUNTS	06.390	6865	200.00	---	---	200.00
Rural Water and Sewer Loan Revolving Fund (0755)						
REFUND ACCOUNTS	06.390	6866	165.00	---	---	165.00
Geologic Resources Fund (0801)						
REFUND ACCOUNTS	06.390	2891	400.00	---	---	400.00
Concentrated Animal Feeding Operation Indemnity Fund (0834)						
REFUND ACCOUNTS	06.390	4451	450.00	---	---	450.00
Missouri Alternative Fuel Vehicle Loan Fund (0886)						
REFUND ACCOUNTS	06.390	3130	50.00	---	---	50.00
Dry-Cleaning Environmental Response Trust Fund (0898)						
REFUND ACCOUNTS	06.390	3129	4,000.00	2,535.03	---	1,464.97
Mined Land Reclamation Fund (0906)						
REFUND ACCOUNTS	06.390	2748	9,930.00	290.00	---	9,640.00
Babler State Park Fund (0911)						
REFUND ACCOUNTS	06.390	3375	417.00	200.00	---	217.00
<b><u>Department Operations</u></b>						
Solid Waste Management Fund (0570)						
DEPT OPERATIONS PS	06.200	2274	24,553.00	1,488.20	---	23,064.80
DT OP-CONTRACT AUDITS E&E	06.200	2295	14,080.00	10,752.00	---	3,328.00
Soil and Water Sales Tax Fund (0614)						
DT OP-CONTRACT AUDITS E&E	06.200	2299	58,000.00	---	---	58,000.00

Water and Wastewater Loan Fund (0649)							
DEPT OPERATIONS E&E	06.200	1816	27,000.00	---	---	---	27,000.00
<b><u>Soil and Water Conservation Program</u></b>							
Soil and Water Sales Tax Fund (0614)							
SPECIAL AREA LAND TREATMT	06.230	1420	4,620,454.00	4,620,409.54	---	---	44.46
SOIL & WATER RES GRANT	06.230	1423	75,000.00	---	---	---	75,000.00
COST SHARE GRANT	06.230	1425	26,000,000.00	20,064,336.96	---	---	5,935,663.04
CONS EQUIP INCENTIVE PRG	06.230	1427	500,000.00	36,138.87	---	---	463,861.13
SOIL & WATER CONSERV PS	06.215	5338	1,319,456.00	1,170,786.04	---	---	148,669.96
SOIL & WATER CONSERV E&E	06.215	5339	638,555.00	208,802.08	---	---	429,752.92
GRANTS TO SOIL DISTRICTS	06.230	7607	11,680,820.00	10,816,184.65	---	---	864,635.35
<b><u>Energy Center</u></b>							
Utilicare Stabilization Fund (0134)							
ENERGY EFFICIENT SERVICES	06.210	4218	100.00	---	---	---	100.00
Energy Set-Aside Program Fund (0667)							
ENERGY EFFICIENT SERVICES	06.210	2469	5,258,947.00	173,176.04	---	---	5,085,770.96
ENERGY CNTR OPERATING PS	06.205	2702	412,753.00	324,346.06	---	---	88,406.94
ENERGY CNTR OPERATING E&E	06.205	2703	110,036.00	47,463.80	---	---	62,572.20
Biodiesel Fuel Revolving Fund (0730)							
ENERGY CNTR OPERATING PS	06.205	1896	3,451.00	---	---	---	3,451.00
ENERGY EFFICIENT SERVICES	06.210	5459	25,000.00	---	---	---	25,000.00
Missouri Alternative Fuel Vehicle Loan Fund (0886)							
ENERGY EFFICIENT SERVICES	06.210	1965	2,000.00	---	---	---	2,000.00
Petroleum Violation Escrow Interest Subaccount Fund (0890)							
ENERGY CNTR OPERATING E&E	06.205	2865	12.00	11.65	---	---	0.35
<b><u>Division of Environmental Quality</u></b>							
Missouri Air Emission Reduction Fund (0267)							
GATEWAY VEHICLE INSPEC PS	06.290	1938	618,758.00	618,119.39	---	---	638.61
GATEWAY VEHICLE INSPEC EE	06.290	1939	713,658.00	153,984.30	---	---	559,673.70
AIR POLLUTION CNTRL PS	06.215	4381	80,123.00	79,944.71	---	---	178.29
AIR POLLUTION CNTRL E&E	06.215	4384	8,756.00	201.92	---	---	8,554.08
AIR POLL CONTROL GRANTS	06.255	4385	674,650.00	597,899.42	---	---	76,750.58
Natural Resources Protection Fund (0555)							
HAZARDOUS WASTE PS	06.215	5377	104,965.00	97,778.37	---	---	7,186.63
HAZARDOUS WASTE E&E	06.215	5383	12,375.00	9,214.16	---	---	3,160.84
AIR POLLUTION CNTRL E&E	06.215	5494	20.00	---	---	---	20.00
WATER PROTECTION PRG E&E	06.215	7178	49,500.00	36,073.20	---	---	13,426.80

**STATE OF MISSOURI  
SUMMARY OF APPROPRIATION ACTIVITY  
SPECIAL REVENUE FUNDS  
FOR THE APPROPRIATION YEAR 2010**

	H.B. No.	Appr. No.	Appropriations	Expenditures and Transfers Out	Biennial Rollovers and Reappropriations to 2011	Lapse of Appropriations
Natural Resources Protection - Water Pollution						
Permit Fee Subaccount Fund (0568)						
WATER QUALITY STUDY GRANT	06.245	1359	50,000.00	---	---	50,000.00
WATER PROTECTION PRG PS	06.215	7174	1,520,753.00	1,450,889.58	---	69,863.42
WATER PROTECTION PRG E&E	06.215	7179	1,058,193.00	573,509.12	---	484,683.88
Solid Waste Management - Scrap Tire						
Subaccount Fund (0569)						
SOLID WASTE MANAGEMENT	06.270	1419	1,636,999.00	1,280,549.91	---	356,449.09
SOLID WASTE MGMT PS	06.215	5389	175,550.00	175,496.78	---	53.22
SOLID WASTE MGMT E&E	06.215	5392	19,764.00	9,474.56	---	10,289.44
Solid Waste Management Fund (0570)						
SOLID WASTE MANAGEMENT	06.270	1418	14,682,754.00	7,828,090.88	---	6,854,663.12
SOLID WASTE MGMT PS	06.215	5390	1,569,969.00	1,315,301.13	---	254,667.87
SOLID WASTE MGMT E&E	06.215	5393	495,689.00	100,824.19	---	394,864.81
HAZARDOUS WASTE PS	06.215	5529	10,996.00	9,497.39	---	1,498.61
Metallic Minerals Waste Management						
Fund (0575)						
LAND RECLAMATION PS	06.215	5398	59,378.00	36,330.37	---	23,047.63
LAND RECLAMATION E&E	06.215	5403	9,391.00	8,036.63	---	1,354.37
Natural Resources Protection - Air Pollution						
Asbestos Fee Subaccount Fund (0584)						
AIR POLLUTION CNTRL PS	06.215	5368	87,242.00	70,885.69	---	16,356.31
AIR POLLUTION CNTRL E&E	06.215	5373	46,355.00	11,323.14	---	35,031.86
AIR POLL CONTROL GRANTS	06.255	9766	75,000.00	12,600.00	---	62,400.00
Underground Storage Tank Regulation						
Program Fund (0586)						
HAZARDOUS WASTE PS	06.215	5379	84,383.00	64,341.70	---	20,041.30
HAZARDOUS WASTE E&E	06.215	5385	10,056.00	5,656.41	---	4,399.59
Natural Resources Protection - Air Pollution						
Permit Fee Subaccount Fund (0594)						
AIR POLL CONTROL GRANTS	06.255	1364	1,352,350.00	683,796.03	---	668,553.97
AIR POLLUTION CNTRL PS	06.215	5369	3,133,013.00	3,040,491.36	---	92,521.64
AIR POLLUTION CNTRL E&E	06.215	5374	949,047.00	359,338.02	---	589,708.98
Water and Wastewater Loan Revolving						
Fund (0602)						
WATER & WASTEWATER LOAN	06.240	1446	167,000,000.00	50,346,111.95	---	116,653,888.05
DRINKING WATER LOAN	06.240	5470	4,000,000.00	2,665,223.41	---	1,334,776.59



Water and Wastewater Loan Fund (0649)							
DRINKING WATER LOAN	06.240	1442	10,000,000.00	1,530,026.02	---	---	8,469,973.98
WATER & WASTEWATER LOAN	06.240	1450	29,000,000.00	12,857,268.60	---	---	16,142,731.40
CLEAN WATER SRF	21.180	5560	117,083,405.00	25,894,749.06	90,743,915.00	---	444,740.94
DRINKING WATER SRF	21.180	5561	39,495,236.00	16,580,551.54	22,914,684.00	---	0.46
CLEAN WATER SRF PS	21.180	6724	2,022,584.00	1,029,550.43	993,033.00	---	0.57
CLEAN WATER SRF E&E	21.180	6919	400,000.00	77,492.95	322,507.00	---	0.05
WATER PROTECTION PRG E&E	06.215	7180	1.00	---	---	---	1.00
Groundwater Protection Fund (0660)							
WATER PROTECTION PRG PS	06.215	2157	479,695.00	428,397.85	---	---	51,297.15
WATER PROTECTION PRG E&E	06.215	2158	103,664.00	70,871.42	---	---	32,792.58
Hazardous Waste Fund (0676)							
SUPERFUND CLEANUP	06.265	1172	125,681.00	108,712.01	---	---	16,968.99
HAZARDOUS WASTE PS	06.215	5380	1,328,205.00	1,303,574.29	---	---	24,630.71
HAZARDOUS WASTE E&E	06.215	5386	145,919.00	142,718.21	---	---	3,200.79
Safe Drinking Water Fund (0679)							
DRINKING WATER ANALYSIS	06.245	3382	600,000.00	450,760.62	---	---	149,239.38
WATER PROTECTION PRG PS	06.215	7175	422,816.00	422,753.20	---	---	62.80
WATER PROTECTION PRG E&E	06.215	7181	745,246.00	490,465.15	---	---	254,780.85
Coal Mine Land Reclamation Fund (0684)							
LAND RECLAMATION PS	06.215	5399	63,655.00	40,075.21	---	---	23,579.79
LAND RECLAMATION E&E	06.215	5404	18,101.00	4,806.92	---	---	13,294.08
COAL MINED LAND FUND PROJ	06.280	7454	850,000.00	---	---	---	850,000.00
Storm Water Loan Revolving Fund (0754)							
STORMWATER CONTROL LOANS	06.240	6848	1,700,000.00	---	---	---	1,700,000.00
Rural Water and Sewer Loan Revolving Fund (0755)							
RURAL WATER&SEWER LOANS	06.240	6849	1,500,000.00	---	---	---	1,500,000.00
Concentrated Animal Feeding Operation Indemnity Fund (0834)							
CAFO CLOSURES	06.250	3480	100,000.00	---	---	---	100,000.00
Dry-Cleaning Environmental Response Trust Fund (0898)							
HAZARDOUS WASTE PS	06.215	5467	183,966.00	177,533.79	---	---	6,432.21
HAZARDOUS WASTE E&E	06.215	5468	47,398.00	7,720.26	---	---	39,677.74
DRYCLEANERS CLEANUP	06.265	5469	212,179.00	212,178.76	---	---	0.24
Mined Land Reclamation Fund (0906)							
LAND RECLAMATION PS	06.215	5400	376,243.00	354,736.64	---	---	21,506.36
LAND RECLAMATION E&E	06.215	5405	219,450.00	63,259.55	---	---	156,190.45
LAND RECLMT BOND FORFEIT	06.280	7453	1,400,000.00	52,538.42	---	---	1,347,461.58
<b><u>Division of Geology and Land Survey</u></b>							
Natural Resources Protection - Water Pollution Permit Fee Subaccount Fund (0568)							
DGLS OPERATIONS PS	06.215	2161	13,455.00	2,295.74	---	---	11,159.26
DGLS OPERATIONS E&E	06.215	2162	6,924.00	1,666.80	---	---	5,257.20

**STATE OF MISSOURI  
SUMMARY OF APPROPRIATION ACTIVITY  
SPECIAL REVENUE FUNDS  
FOR THE APPROPRIATION YEAR 2010**

	H.B. No.	Appr. No.	Appropriations	Expenditures and Transfers Out	Biennial Rollovers and Reappropriations to 2011	Lapse of Appropriations
Solid Waste Management Fund (0570)						
DGLS OPERATIONS PS	06.215	2163	124,117.00	121,310.62	---	2,806.38
DGLS OPERATIONS E&E	06.215	2164	15,500.00	14,771.06	---	728.94
State Land Survey Program Fund (0668)						
DGLS OPERATION PS	06.215	1961	909,761.00	717,600.22	---	192,160.78
DGLS OPERATION E&E	06.215	2414	159,666.00	71,735.94	---	87,930.06
LAND SURVEY RESTOR PROJ	06.310	2759	180,000.00	---	---	180,000.00
Hazardous Waste Fund (0676)						
DGLS OPERATIONS PS	06.215	2165	145,940.00	136,551.16	---	9,388.84
DGLS OPERATIONS E&E	06.215	2171	32,009.00	32,009.00	---	---
Oil and Gas Remedial Fund (0699)						
OIL & GAS REMEDIAL FUND	06.305	7767	23,000.00	---	---	23,000.00
Geologic Resources Fund (0801)						
DGLS OPERATION PS	06.215	2861	108,000.00	107,895.26	---	104.74
DGLS OPERATION E&E	06.215	2889	30,000.00	8,243.06	---	21,756.94
Dry-Cleaning Environmental Response Trust Fund (0898)						
DGLS OPERATIONS PS	06.215	2206	24,741.00	---	---	24,741.00
DGLS OPERATIONS E&E	06.215	2208	3,735.00	---	---	3,735.00
<b><u>Division of State Parks</u></b>						
Natural Resources Protection Fund (0555)						
DNR SPENDING AUTHORITY	17.335	3367	2,702,189.00	1,761,016.71	941,172.29	---
Parks Sales Tax Fund (0613)						
STATE PARKS OPERATION E&E	06.315	0664	8,560,259.00	4,869,258.33	---	3,691,000.67
M&R DNR STATEWIDE PSTF	17.305	0716	2,594,359.00	275,907.22	2,318,451.78	---
STATE PARKS CI	17.310	0729	730,762.00	46,643.00	684,119.00	---
LEVY DISTRICT PAYMENTS	06.315	1942	5,147.00	5,146.79	---	0.21
STATE PARKS OPERATION PS	06.315	2082	19,379,181.00	17,414,175.49	---	1,965,005.51
PAYMENT IN LIEU OF TAXES	06.325	2470	25,875.00	2,102.60	---	23,772.40
DNR STATEWIDE MR	17.305	4048	566,562.00	53,669.60	512,892.40	---
DNR WATER WASTE IMPROVE	17.305	4049	1,458,764.00	132,483.75	1,326,280.25	---
DNR UNPROGRAMMED	17.305	4050	1,779,846.00	539,077.02	1,240,768.98	---
DNR SESQUICENTENNIAL	22.180	6592	1,226,000.00	---	1,226,000.00	---
PRJS ST & HIST PROPERTIES	22.185	6593	1,450,000.00	---	1,450,000.00	---
DNR WATER WASTE IMPROV	22.190	6594	1,500,000.00	---	1,500,000.00	---
CATASTROPHIC PROJECTS	22.205	6598	800,000.00	---	800,000.00	---
BRUCE R WATKINS CENTER	06.320	9727	100,000.00	100,000.00	---	---

Meramec-Onondaga State Parks Fund (0698)							
STATE PARKS OPERATION E&E	06.315	2085	5,600.00	---	---	5,600.00	
Economic Development Advancement Fund (0783)							
HISTORIC PRESERVATION PS	06.355	2834	96,732.00	96,713.65	---	18.35	
HISTORIC PRESERVATION E&E	06.355	2837	14,437.00	6,422.42	---	8,014.58	
Babler State Park Fund (0911)							
STATE PARKS OPERATION PS	06.315	2086	58,905.00	52,557.45	---	6,347.55	
STATE PARKS OPERATION E&E	06.315	2087	106,579.00	62,000.00	---	44,579.00	
<b>Field Services Division</b>							
Natural Resources Protection Fund (0555)							
FIELD SERVICES PS	06.215	4367	109,331.00	69,198.10	---	40,132.90	
FIELD SERVICES E&E	06.215	4373	111,978.00	10,911.09	---	101,066.91	
Natural Resources Protection - Water Pollution Permit Fee Subaccount Fund (0568)							
FIELD SERVICES PS	06.215	1827	2,188,449.00	2,159,453.74	---	28,995.26	
FIELD SERVICES E&E	06.215	1828	275,786.00	179,383.08	---	96,402.92	
Solid Waste Management - Scrap Tire Subaccount Fund (0569)							
FIELD SERVICES PS	06.215	1830	199,887.00	199,267.38	---	619.62	
FIELD SERVICES E&E	06.215	1831	49,747.00	22,852.69	---	26,894.31	
Solid Waste Management Fund (0570)							
FIELD SERVICES PS	06.215	1832	487,648.00	434,439.95	---	53,208.05	
FIELD SERVICES E&E	06.215	1833	146,317.00	36,986.05	---	109,330.95	
Natural Resources Protection - Air Pollution Asbestos Fee Subaccount Fund (0584)							
FIELD SERVICES PS	06.215	1834	52,741.00	16,793.12	---	35,947.88	
Natural Resources Protection - Air Pollution Permit Fee Subaccount Fund (0594)							
FIELD SERVICES PS	06.215	1841	1,022,521.00	953,922.57	---	68,598.43	
FIELD SERVICES E&E	06.215	1842	232,467.00	138,750.81	---	93,716.19	
Soil and Water Sales Tax Fund (0614)							
FIELD SERVICES E&E	06.215	1852	20,000.00	8,716.33	---	11,283.67	
Water and Wastewater Loan Fund (0649)							
FIELD SERVICES E&E	06.215	1854	1.00	---	---	1.00	
Hazardous Waste Fund (0676)							
FIELD SERVICES PS	06.215	1855	249,697.00	218,357.30	---	31,339.70	
FIELD SERVICES E&E	06.215	1857	30,000.00	27,288.92	---	2,711.08	
HAZARD MAT ANALYSIS	06.235	3080	60,210.00	---	---	60,210.00	
ENVIRONMENT EMERG RESPON	06.235	3082	95,766.00	84,061.44	---	11,704.56	
EMERGENCY RESPONSE LOAN	06.235	3083	150,000.00	---	---	150,000.00	
Safe Drinking Water Fund (0679)							
FIELD SERVICES PS	06.215	2219	1,297,803.00	1,291,111.59	---	6,691.41	
FIELD SERVICES E&E	06.215	2220	144,432.00	141,336.09	---	3,095.91	

**STATE OF MISSOURI  
SUMMARY OF APPROPRIATION ACTIVITY  
SPECIAL REVENUE FUNDS  
FOR THE APPROPRIATION YEAR 2010**

	H.B. No.	Appr. No.	Appropriations	Expenditures and Transfers Out	Biennial Rollovers and Reappropriations to 2011	Lapse of Appropriations
<b><u>DEPARTMENT OF PUBLIC SAFETY</u></b>						
State Highways and Transportation Department Fund (0644)						
RADIO INTEROPERABLE PHS 1	17.380	3764	239,877.00	78.76	239,798.24	---
STATEWIDE M&R	17.215	3815	500,000.00	8,500.00	491,500.00	---
CRITICAL M&R	22.030	6538	500,000.00	---	500,000.00	---
Crime Victims' Compensation Fund (0681)						
PUBLIC SAFETY STATE OWNED	13.065	2627	20,002.00	20,001.60	---	0.40
<b><u>Office of the Director</u></b>						
Missouri Crime Prevention Information and Programming Fund (0253)						
DIRECTOR ADMIN E&E	08.005	2328	50,000.00	2,975.02	---	47,024.98
Peace Officer Standards and Training Commission Fund (0281)						
POST TRAINING	08.085	1645	1,400,000.00	1,382,599.26	---	17,400.74
State Forensic Laboratory Fund (0591)						
STATE FORENSIC LABS	08.075	8770	335,000.00	327,393.17	---	7,606.83
Services to Victims Fund (0592)						
DIRECTOR ADMIN PS	08.005	0782	28,848.00	28,802.91	---	45.09
DIRECTOR ADMIN E&E	08.005	0783	24,250.00	19,057.71	---	5,192.29
STATE SERVICES TO VICTIMS	08.050	8866	4,950,000.00	3,820,005.52	---	1,129,994.48
Crime Victims' Compensation Fund (0681)						
CRIME VICTIMS COMP	08.065	2279	6,987,329.00	5,331,760.77	---	1,655,568.23
DIRECTOR ADMIN E&E	08.005	5220	1,456,194.00	1,266,543.16	---	189,650.84
STATE SERVICES TO VICTIMS	08.050	5668	50,000.00	42,017.07	---	7,982.93
DIRECTOR ADMIN PS	08.005	8769	483,519.00	398,742.95	---	84,776.05
Antiterrorism Fund (0759)						
DIRECTOR ADMIN E&E	08.005	7530	5,000.00	---	---	5,000.00
Cyber Crime Investigation Fund (0912)						
INTERNET SEX CRIME PS	08.045	4355	26,000.00	---	---	26,000.00
INTERNET SEX CRIME E&E	08.045	4358	3,850.00	---	---	3,850.00
INTERNET SEX CRIME GRANTS	08.045	4380	970,150.00	---	---	970,150.00
<b><u>Division of Fire Safety</u></b>						
Elevator Safety Fund (0257)						
F S ADMIN PS	08.175	5629	316,366.00	283,897.62	---	32,468.38
F S ADMIN E&E	08.175	5630	79,146.00	69,845.73	---	9,300.27

Chemical Emergency Preparedness Fund (0587)							
FIREFIGHTER TRAINING	08.180	1382	100,000.00	48,185.00	---	---	51,815.00
Boiler and Pressure Vessels Safety Fund (0744)							
F S ADMIN PS	08.175	6103	311,012.00	305,458.06	---	---	5,553.94
F S ADMIN E&E	08.175	6104	81,146.00	81,146.00	---	---	---
Missouri Explosives Safety Act Administration Fund (0804)							
F S ADMIN PS	08.175	2836	101,928.00	54,108.84	---	---	47,819.16
F S ADMIN E&E	08.175	2857	18,400.00	8,335.65	---	---	10,064.35
Fire Education Fund (0821)							
FIREFIGHTER TRAINING	08.180	0682	225,665.00	218,525.00	---	---	7,140.00
<b><u>State Highway Patrol</u></b>							
Gaming Commission Fund (0286)							
SHP TECHNICAL SERVICE PS	08.145	0636	20,502.00	---	---	---	20,502.00
SHP ENFORCEMENT E&E	08.110	1647	232,798.00	216,734.79	---	---	16,063.21
GASOLINE PURCHASE	08.115	1648	246,329.00	246,329.00	---	---	---
DPS-SHP INSTIT	13.070	2137	50,281.00	50,281.00	---	---	---
SHP ADMIN PS	08.100	2797	32,703.00	31,716.00	---	---	987.00
FRINGE BENEFITS PS	08.105	3276	123,916.00	96,368.97	---	---	27,547.03
FRINGE BENEFITS E&E	08.105	3277	12,693.00	567.05	---	---	12,125.95
SHP ADMIN E&E	08.100	4369	4,865.00	---	---	---	4,865.00
VEHICLE REPLACEMENT	08.120	4371	474,571.00	459,575.00	---	---	14,996.00
SHP ACADEMY PS	08.130	5917	163,329.00	156,829.76	---	---	6,499.24
SHP ACADEMY E&E	08.130	5918	82,298.00	80,294.35	---	---	2,003.65
Highway Patrol Inspection Fund (0297)							
VEH & DRIVER SAFETY	08.135	1379	90,000.00	76,237.00	---	---	13,763.00
State Forensic Laboratory Fund (0591)							
CRIME LABS E&E	08.125	8771	275,130.00	275,118.75	---	---	11.25
State Highways and Transportation Department Fund (0644)							
SHP TECHNICAL SERVICE PS	08.145	0630	12,504,707.00	11,115,605.75	---	---	1,389,101.25
M&R STATEWIDE SHTDF	17.215	0707	8,715.00	8,715.00	---	---	---
M&R HP	17.385	0723	102,967.00	64,458.80	38,508.20	---	---
HP CDLS	17.390	0754	10,212.00	---	10,212.00	---	---
SHP ADMIN PS	08.100	1130	5,252,337.00	5,094,499.62	---	---	157,837.38
SHP ADMIN E&E	08.100	1133	430,812.00	386,429.33	---	---	44,382.67
SHP ENFORCEMENT PS	08.110	1136	62,154,695.00	56,655,301.74	---	---	5,499,393.26
SHP ACADEMY PS	08.130	1143	1,390,443.00	1,247,358.80	---	---	143,084.20
SHP ACADEMY E&E	08.130	1148	76,872.00	67,121.86	---	---	9,750.14
VEH & DRIVER SAFETY PS	08.135	1150	10,240,307.00	9,861,883.27	---	---	378,423.73
VEH & DRIVER SAFETY E&E	08.135	1154	861,112.00	803,130.78	---	---	57,981.22
SHP ENFORCEMENT E&E	08.110	1430	6,042,306.00	5,800,825.11	---	---	241,480.89
DPS-SHP INSTIT	13.070	2159	1,699,546.00	1,699,546.00	---	---	---

**STATE OF MISSOURI  
SUMMARY OF APPROPRIATION ACTIVITY  
SPECIAL REVENUE FUNDS  
FOR THE APPROPRIATION YEAR 2010**

	H.B. No.	Appr. No.	Appropriations	Expenditures and Transfers Out	Biennial Rollovers and Reappropriations to 2011	Lapse of Appropriations
SHP TECHNICAL SERVICE E&E	08.145	2285	10,754,056.00	10,058,490.49	---	695,565.51
DPS HP STATE OWNED	13.070	2788	121,438.00	121,438.00	---	---
INTEROPERABLE SYSTEM HWY	08.145	3143	6,557,940.00	1,617,836.26	---	4,940,103.74
STATE HIGHWAY PATROL	13.070	3194	983,252.00	767,756.95	---	215,495.05
REFUND UNUSED STICKERS	08.140	3284	40,000.00	33,624.50	---	6,375.50
JASPER COUNTY CRIME LAB	17.405	3452	339,174.00	337,146.50	2,027.50	---
SPRINGFIELD CRIME LAB	17.410	3472	666,000.00	---	666,000.00	---
MSHPGQ REPLACE ROOF	17.385	4066	24,473.00	20,904.00	3,569.00	---
MSHPGQ UPGRADE ELECTR	17.385	4067	590,082.00	201,086.27	388,995.73	---
MSHPGQ EXTERIOR RENO	17.385	4068	508,721.00	228,638.77	280,082.23	---
MSHPGQ REPLACE WASTE LINE	17.385	4070	182,116.00	182,116.00	---	---
HP TROOP A REPAIR PAVING	17.385	4072	17,186.00	7,770.49	9,415.51	---
HP TROOP B REPLACE BOILER	17.385	4074	15,594.00	15,594.00	---	---
HP TROOP D UPGRADE ELECTR	17.385	4076	179,707.00	---	179,707.00	---
HP TROOP E UPGRADE ELECTR	17.385	4077	108,205.00	108,205.00	---	---
HP TROOP F HQ ELECTR	17.385	4081	373,062.00	291,556.53	81,505.47	---
HP TROOP F GARAGE ELECTR	17.385	4082	339,257.00	339,257.00	---	---
HP TROOP F OVERHEAD DOORS	17.385	4083	26,948.00	25,915.00	1,033.00	---
HP TROOP G OVERLAY PAVING	17.385	4084	71,387.00	66,090.34	5,296.66	---
HP TROOP H REPLACE ROOF	17.385	4087	112,393.00	15,648.73	96,744.27	---
HANNIBAL CDL SITE	17.395	4248	98,698.00	---	98,698.00	---
FRINGE BENEFITS PS	08.105	4346	50,004,700.00	45,141,093.28	---	4,863,606.72
FRINGE BENEFITS E&E	08.105	4349	5,807,981.00	5,743,308.81	---	64,672.19
VEHICLE REPLACEMENT	08.120	4370	6,222,293.00	6,023,473.88	---	198,819.12
GASOLINE PURCHASE	08.115	4472	2,455,272.00	2,380,755.74	---	74,516.26
CRIME LABS PS	08.125	5296	3,585,620.00	3,319,177.04	---	266,442.96
CRIME LABS E&E	08.125	5297	895,386.00	864,019.72	---	31,366.28
Criminal Record System Fund (0671)						
SHP TECHNICAL SERVICE PS	08.145	0635	595,996.00	528,784.76	---	67,211.24
SHP ENFORCEMENT E&E	08.110	1431	2,654,109.00	1,048,682.84	---	1,605,426.16
SHP ADMIN PS	08.100	2121	40,110.00	37,296.04	---	2,813.96
DPS-SHP INSTIT	13.070	2160	59.00	59.00	---	---
SHP TECHNICAL SERVICE E&E	08.145	2286	1,498,216.00	226,473.74	---	1,271,742.26
STATE HIGHWAY PATROL	13.070	3007	2,460.00	2,459.84	---	0.16
FBI BACKGROUND CHARGES	08.110	6952	2,000,000.00	1,980,664.50	---	19,335.50
FRINGE BENEFITS PS	08.105	8867	2,177,975.00	1,867,563.73	---	310,411.27
FRINGE BENEFITS E&E	08.105	8868	233,586.00	138,733.88	---	94,852.12
SHP ENFORCEMENT PS	08.110	8870	3,218,684.00	3,061,850.67	---	156,833.33
CRIME LABS PS	08.125	8872	101,055.00	98,352.01	---	2,702.99
CRIME LABS E&E	08.125	8873	3,600.00	3,600.00	---	---

Highway Patrol Academy Fund (0674)							
DPS-SHP INSTIT	13.070	2176	28,611.00	28,611.00	---	---	
SHP ACADEMY E&E	08.130	3441	624,914.00	269,871.02	---	---	355,042.98
SHP ACADEMY PS	08.130	6328	96,055.00	86,377.39	---	---	9,677.61
FRINGE BENEFITS PS	08.105	6329	59,160.00	48,561.16	---	---	10,598.84
FRINGE BENEFITS E&E	08.105	6330	7,045.00	6,554.81	---	---	490.19
Highway Patrol's Motor Vehicle and Aircraft Revolving Fund (0695)							
SHP ENFORCEMENT E&E	08.110	1967	110,000.00	12,664.19	---	---	97,335.81
FRINGE BENEFITS PS	08.105	2900	3,749.00	---	---	---	3,749.00
FRINGE BENEFITS E&E	08.105	2901	510.00	367.18	---	---	142.82
SHP ENFORCEMENT PS	08.110	2903	7,657.00	---	---	---	7,657.00
VEHICLE REPLACEMENT	08.120	6461	6,267,240.00	2,903,904.28	---	---	3,363,335.72
Highway Patrol Traffic Records Fund (0758)							
SHP TECHNICAL SERVICE PS	08.145	3682	74,555.00	69,486.00	---	---	5,069.00
SHP ENFORCEMENT EE	08.110	6892	224,250.00	62,868.54	---	---	161,381.46
FRINGE BENEFITS PS	08.105	7284	35,414.00	33,292.22	---	---	2,121.78
FRINGE BENEFITS E&E	08.105	7285	4,299.00	1,172.58	---	---	3,126.42
DNA Profiling Analysis Fund (0772)							
GHQ DNA STORAGE FACILITY	17.400	3002	307,560.00	55,684.03	251,875.97	---	---
CRIME LABS PS	08.125	7280	60,544.00	---	---	---	60,544.00
CRIME LABS E&E	08.125	7281	1,478,305.00	276,577.21	---	---	1,201,727.79
FRINGE BENEFITS PS	08.105	7282	39,644.00	---	---	---	39,644.00
FRINGE BENEFITS E&E	08.105	7283	6,026.00	746.23	---	---	5,279.77
Highway Patrol Expense Fund (0793)							
HP PERSONAL EQUIPMENT E&E	08.150	7045	65,000.00	5,911.28	---	---	59,088.72
Criminal Justice Network and Technology Revolving Fund (0842)							
SHP TECHNICAL SERVICE E&E	08.145	4113	1,500,000.00	1,418,622.53	---	---	81,377.47
<b><u>Alcohol and Tobacco Control</u></b>							
Healthy Families Trust Fund (0625)							
ALCOHOL & TOBACCO CNTR PS	08.165	3650	108,800.00	107,646.22	---	---	1,153.78
ALCOHOL & TOBACCO CNTR EE	08.165	3651	35,960.00	35,960.00	---	---	---
<b><u>Missouri State Water Patrol</u></b>							
Missouri State Water Patrol Fund (0400)							
STATE WATER PATROL PS	08.160	3595	1,665,244.00	1,664,336.30	---	---	907.70
STATE WATER PATROL E&E	08.160	3598	600,000.00	---	---	---	600,000.00
WATER PATROL MAINT SHOP	17.415	4126	774,634.00	38,877.90	735,756.10	---	---
<b><u>Adjutant General</u></b>							
Missouri National Guard Training Site Fund (0269)							
TRAINING SITE REVOLVING	08.285	3154	308,490.00	308,489.51	---	---	0.49
CONTRACT SERVICES PS	08.290	6942	19,032.00	18,610.00	---	---	422.00

**STATE OF MISSOURI  
SUMMARY OF APPROPRIATION ACTIVITY  
SPECIAL REVENUE FUNDS  
FOR THE APPROPRIATION YEAR 2010**

	H.B. No.	Appr. No.	Appropriations	Expenditures and Transfers Out	Biennial Rollovers and Reappropriations to 2011	Lapse of Appropriations
<b>Missouri National Guard Trust Fund (0900)</b>						
NATIONAL GUARD TRUST FUND	08.260	1863	2,764,400.00	1,831,319.72	---	933,080.28
DPS-ADJ GEN INSTIT	13.075	3668	446,828.00	440,541.34	---	6,286.66
NATIONAL GUARD TRUST PS	08.260	7278	1,208,204.00	1,075,786.92	---	132,417.08
NATIONAL GUARD TRUST E&E	08.260	7279	1,469,325.00	810,451.91	---	658,873.09
CONTRACT SERVICES E&E	08.290	7524	231,249.00	210,870.76	---	20,378.24
<b><u>State Emergency Management Agency</u></b>						
<b>Chemical Emergency Preparedness Fund (0587)</b>						
A G SEMA PS	08.300	3882	155,790.00	155,689.70	---	100.30
A G SEMA E&E	08.300	3883	86,892.00	65,404.96	---	21,487.04
MERC DISTRIBUTIONS	08.305	3884	650,000.00	502,293.82	---	147,706.18
<b><u>Missouri Veterans' Commission</u></b>						
<b>Veterans Trust Fund (0579)</b>						
ADMIN & SERVICE E&E	08.185	0981	24,800.00	1,289.16	---	23,510.84
VETERANS HOMES E&E	08.195	2345	52,500.00	52,499.99	---	0.01
VETERAN'S VIDEOTAPING E&E	08.185	7064	1.00	---	---	1.00
<b><u>Missouri Gaming Commission</u></b>						
<b>Compulsive Gamblers Fund (0249)</b>						
GAMING E&E	08.205	3087	60,000.00	10,172.83	---	49,827.17
GAMING PS	08.205	3776	81,905.00	81,672.00	---	233.00
<b>Gaming Commission Fund (0286)</b>						
GAMING COMM FRINGES PS	08.210	1542	4,809,328.00	3,749,970.15	---	1,059,357.85
GAMING COMM FRINGES E&E	08.210	1543	267,317.00	239,757.47	---	27,559.53
GAMING COMM REFUNDS	08.215	1651	15,000.00	---	---	15,000.00
GAMING & BINGO PS	08.205	2990	13,858,412.00	11,921,847.73	---	1,936,564.27
GAMING & BINGO E&E	08.205	2991	2,514,868.00	1,826,008.20	---	688,859.80
GAMING COMMISSION	13.080	3198	524,239.00	486,512.84	---	37,726.16
NCLGS DUES	08.205	7010	3,000.00	---	---	3,000.00
<b>Bingo Proceeds for Education Fund (0289)</b>						
BINGO REFUNDS	08.220	2994	5,000.00	---	---	5,000.00
<b>Missouri Breeders Fund (0605)</b>						
HORSE RACING BREEDERS	08.225	3295	5,000.00	5,000.00	---	---



**DEPARTMENT OF REVENUE****Legal Services**

Motor Vehicle Commission Fund (0588)							
LEGAL SERV PS	04.008	1745	455,981.00	425,913.74	---	30,067.26	
LEGAL SERV E&E	04.008	1746	36,077.00	1,795.19	---	34,281.81	
State Highways and Transportation Department Fund (0644)							
HWY COLL ATTORNEY FEES	04.005	0889	5,000.00	---	---	5,000.00	
HWY COLL LEGAL SERV PS	04.005	1777	1,222,340.00	1,185,669.10	---	36,670.90	
HWY COLL LEGAL SERV E&E	04.005	1778	118,023.00	112,378.54	---	5,644.46	

**Fiscal Services**

Health Initiatives Fund (0275)						
POSTAGE	04.010	1636	5,373.00	5,212.00	---	161.00
Motor Vehicle Commission Fund (0588)						
POSTAGE	04.010	6869	44,029.00	44,029.00	---	---
Conservation Commission Fund (0609)						
POSTAGE	04.010	6240	1,343.00	1,343.00	---	---
State Highways and Transportation Department Fund (0644)						
HWY COLL FISCAL SERV PS	04.005	1791	778,476.00	763,635.46	---	14,840.54
HWY COLL FISCAL SERV E&E	04.005	1794	41,589.00	38,194.22	---	3,394.78
HWY COLL POSTAGE	04.005	1796	2,076,463.00	2,014,169.00	---	62,294.00
Breast Cancer Awareness Trust Fund (0915)						
INCOME TAX CHECK OFF DIST	04.145	4448	3,646.00	3,645.85	---	0.15

**Customer Services - MVDL**

Motor Vehicle Commission Fund (0588)						
CS MV-DL-CAB PS	04.007	1714	274,374.00	274,254.98	---	119.02
CS MV-DL-CAB E&E	04.007	1715	344,604.00	27,409.52	---	317,194.48
FED & OTHER FUND REFUNDS	04.055	7292	5,000.00	2.00	---	4,998.00
State Highways and Transportation Department Fund (0644)						
HWY COLL CS MV-DL-CAB PS	04.005	1773	3,909,912.00	3,791,161.95	---	118,750.05
HWY COLL CS MV-DL-CAB E&E	04.005	1774	3,075,425.00	2,989,444.00	---	85,981.00
Revenue Specialty Plate Fund (0775)						
CS MV-DL-CAB PS	04.007	1722	2,206.00	---	---	2,206.00
CS MV-DL-CAB E&E	04.007	1723	3,000.00	---	---	3,000.00

**Customer Services - Taxation**

Health Initiatives Fund (0275)						
CIGARETTE TAX REFUNDS	04.080	1640	25,000.00	19,992.84	---	5,007.16
CUST SERV TAX PS	04.006	1701	49,332.00	47,174.77	---	2,157.23
CUST SERV TAX E&E	04.006	1702	4,382.00	1,765.00	---	2,617.00

**STATE OF MISSOURI  
SUMMARY OF APPROPRIATION ACTIVITY  
SPECIAL REVENUE FUNDS  
FOR THE APPROPRIATION YEAR 2010**

	H.B. No.	Appr. No.	Appropriations	Expenditures and Transfers Out	Biennial Rollovers and Reappropriations to 2011	Lapse of Appropriations
School Building Revolving Fund (0279)						
FED & OTHER FUND REFUNDS	04.055	6905	8,029.00	8,028.70	---	0.30
Gaming Proceeds for Education Fund (0285)						
FED & OTHER FUND REFUNDS	04.055	3004	5,000.00	---	---	5,000.00
Gaming Commission Fund (0286)						
FED & OTHER FUND REFUNDS	04.055	0929	5,000.00	---	---	5,000.00
Elderly Home-Delivered Meals Trust Fund (0296)						
CUST SERV TAX PS	04.006	1703	12,582.00	11,788.21	---	793.79
Solid Waste Management - Scrap Tire Subaccount Fund (0569)						
FED & OTHER FUND REFUNDS	04.055	1592	15,000.00	672.85	---	14,327.15
Conservation Commission Fund (0609)						
CUST SERV TAX PS	04.006	1706	539,472.00	527,390.21	---	12,081.79
CUST SERV TAX E&E	04.006	1707	16,344.00	15,524.25	---	819.75
State School Money Fund (0616)						
CIGARETTE TAX REFUNDS	04.080	1641	25,000.00	---	---	25,000.00
Blind Pension Fund (0621)						
FED & OTHER FUND REFUNDS	04.055	7450	4,470.00	4,468.93	---	1.07
State Highways and Transportation Department Fund (0644)						
HIGHWAY FUND REFUNDS	04.060	1245	2,290,564.00	1,309,153.08	---	981,410.92
REFUNDS OF MOTOR FUEL TAX	04.070	1248	10,914,000.00	10,559,438.28	---	354,561.72
HWY COLL CS TAX PS	04.005	1771	800,158.00	767,088.84	---	33,069.16
HWY COLL CS TAX E&E	04.005	1772	89,887.00	84,645.00	---	5,242.00
Workers' Compensation Fund (0652)						
WORKERS COMP REFUNDS	04.075	8360	505,236.00	505,235.80	---	0.20
Petroleum Inspection Fund (0662)						
CUST SERV TAX PS	04.006	1708	32,531.00	29,580.81	---	2,950.19
CUST SERV TAX E&E	04.006	1709	2,966.00	---	---	2,966.00
Motor Fuel Tax Fund (0673)						
DIST TO CITIES MFT FUND	04.040	1246	188,000,000.00	182,146,916.19	---	5,853,083.81
Fair Share Fund (0687)						
CIGARETTE TAX REFUNDS	04.080	1642	11,000.00	---	---	11,000.00
Revenue Specialty Plate Fund (0775)						
FED & OTHER FUND REFUNDS	04.055	7295	4,850.00	---	---	4,850.00
Aviation Trust Fund (0952)						
AVIATION TRUST REFUNDS	04.065	9815	50,000.00	4,957.39	---	45,042.61

**DEPARTMENT OF SOCIAL SERVICES**

Nursing Facility Quality of Care Fund (0271)							
SOCIAL SERVICES LEASING	13.100	0666	75,420.00	75,129.74	---	290.26	
Health Initiatives Fund (0275)							
SOCIAL SRVS STATE OWNED	13.100	2658	25,467.00	24,683.40	---	783.60	
Social Services Educational Improvement Fund (0620)							
SOCIAL SRVS STATE OWNED	13.100	2659	3,310.00	3,309.72	---	0.28	
Blind Pension Fund (0621)							
SOCIAL SRVS STATE OWNED	13.100	2660	5,974.00	5,974.00	---	---	
Youth Services Treatment Fund (0843)							
FED GRANTS & DONATIONS	11.015	5966	999.00	---	---	999.00	
Early Childhood Development, Education and Care Fund (0859)							
SOCIAL SRVS STATE OWNED	13.100	2661	619.00	603.00	---	16.00	

**Division of Finance and Administrative Services**

Premium Fund (0885)						
RECPT & DISBRSMT REFUNDS	11.040	6931	1,875,000.00	1,813,470.33	---	61,529.67

**Family Support Division**

Health Initiatives Fund (0275)						
IM FIELD STAFF/OPS PS	11.060	6287	763,888.00	740,759.62	---	23,128.38
IM FIELD STAFF/OPS E&E	11.060	6288	28,691.00	27,828.29	---	862.71
Blind Pension Fund (0621)						
BLIND ADMIN PS	11.150	0768	927,965.00	836,985.17	---	90,979.83
BLIND ADMIN E&E	11.150	0770	181,490.00	12,774.84	---	168,715.16
BLIND PENSIONS	11.110	1407	29,148,100.00	29,008,196.93	---	139,903.07
SVS FOR VISUALLY IMPAIRED	11.155	5699	1,737,081.00	755,567.64	---	981,513.36
Blindness Education, Screening and Treatment Program Fund (0892)						
SVS FOR VISUALLY IMPAIRED	11.155	3643	250,000.00	53,145.04	---	196,854.96

**Children's Division**

Health Initiatives Fund (0275)						
CHILD FIELD STAFF/OPS PS	11.195	6305	68,117.00	65,303.20	---	2,813.80
CHILD FIELD STAFF/OPS E&E	11.195	6306	28,749.00	27,676.69	---	1,072.31
Early Childhood Development, Education and Care Fund (0859)						
EARLY CHILDHOOD STARTUP	11.270	0730	3,689,400.00	3,331,760.58	---	357,639.42
CHILDHOOD DEVELOPMENT	11.270	0731	3,074,500.00	3,074,500.00	---	---
CHILDHOOD DEV CERTIF	11.270	0739	3,074,500.00	2,724,079.30	---	350,420.70
PURCHASE OF CHILD CARE	11.270	2273	1,548,152.00	1,237,310.50	---	310,841.50
ACCREDITED PROVIDERS	11.270	4628	3,074,500.00	3,065,123.65	---	9,376.35
CHILDREN'S ADMIN PS	11.190	6298	44,283.00	43,925.74	---	357.26
CHILDREN'S ADMIN E&E	11.190	6299	11,856.00	1,803.96	---	10,052.04

**STATE OF MISSOURI  
SUMMARY OF APPROPRIATION ACTIVITY  
SPECIAL REVENUE FUNDS  
FOR THE APPROPRIATION YEAR 2010**

	H.B. No.	Appr. No.	Appropriations	Expenditures and Transfers Out	Biennial Rollovers and Reappropriations to 2011	Lapse of Appropriations
<b><u>Division of Youth Services</u></b>						
Health Initiatives Fund (0275)						
YOUTH TREATMENT PRGM PS	11.280	3608	126,376.00	122,369.91	---	4,006.09
YOUTH TREATMENT PRGM E&E	11.280	3609	9,127.00	1,033.44	---	8,093.56
Gaming Commission Fund (0286)						
JUVENILE COURT DIVERSION	11.285	0186	500,000.00	462,173.94	---	37,826.06
Social Services Educational Improvement Fund (0620)						
YOUTH TREATMENT PRGM PS	11.280	1748	2,743,367.00	2,739,874.13	---	3,492.87
YOUTH TREATMENT PRGM E&E	11.280	1749	3,109,715.00	3,074,749.39	---	34,965.61
Youth Services Products Fund (0764)						
YOUTH TREATMENT PRGM E&E	11.280	6870	1.00	---	---	1.00
<b><u>MO HealthNet Division</u></b>						
Health Care Technology Fund (0170)						
HEALTHCARE TECHNOLOGY	11.405	2910	3,000,000.00	---	---	3,000,000.00
INFO SYS MMIS EE	11.430	3687	5,296,733.00	1,180,399.88	---	4,116,333.12
Nursing Facility Quality of Care Fund (0271)						
MO HEALTHNET ADMIN PS	11.400	1753	80,513.00	77,314.91	---	3,198.09
MO HEALTHNET ADMIN E&E	11.400	1754	10,281.00	10,281.00	---	---
Health Initiatives Fund (0275)						
MO HEALTHNET ADMIN E&E	11.400	0216	31,385.00	30,443.00	---	942.00
MO HEALTHNET ADMIN PS	11.400	1670	303,795.00	281,259.58	---	22,535.42
MANAGED CARE	11.475	1785	8,055,080.00	7,813,428.00	---	241,652.00
HOME HEALTH	11.465	2821	159,305.00	154,526.00	---	4,779.00
CHILDREN'S HLTH INS PRGM	11.520	2869	5,375,576.00	5,214,309.00	---	161,267.00
PHARMACY	11.435	3066	969,293.00	940,214.00	---	29,079.00
PHYSICIANS	11.450	3067	1,247,544.00	1,210,118.00	---	37,426.00
DENTAL	11.455	3070	71,162.00	69,027.00	---	2,135.00
REHAB & SPECIALITY SVS	11.470	3072	194,881.00	189,035.00	---	5,846.00
HOSPITAL CARE	11.490	3073	2,797,179.00	2,713,264.00	---	83,915.00
STATE MEDICAL	11.560	3074	353,437.00	342,834.00	---	10,603.00
Healthy Families Trust Fund (0625)						
MISSOURI RX PLAN	11.435	3705	13,820,394.00	12,020,394.00	---	1,800,000.00
PHARMACY	11.435	3706	1,041,034.00	1,041,034.00	---	---
PHYSICIANS	11.450	3707	1,041,034.00	1,041,034.00	---	---
DENTAL	11.455	3708	848,773.00	848,773.00	---	---
NURSING FACILITIES	11.465	3709	17,973.00	13,930.00	---	4,043.00

REHAB & SPECIALTY SYS	11.470	3710	831,745.00	831,745.00	---	---
MANAGED CARE	11.475	3711	4,447,110.00	4,447,110.00	---	---
HOSPITAL CARE	11.490	3712	2,365,987.00	2,365,987.00	---	---
HOSPITAL GME	11.490	3713	10,000,000.00	---	---	10,000,000.00
DSS SAFETY NET	11.490	3714	30,365,444.00	30,365,444.00	---	---
Life Sciences Research Trust Fund (0763)						
PHARMACY	11.435	3051	28,725,000.00	28,725,000.00	---	---
MO HLTHNET SUPP POOL	14.130	7315	9,000,000.00	9,000,000.00	---	---
Missouri Rx Plan Fund (0779)						
MISSOURI RX PLAN	11.435	1024	8,150,951.00	8,150,951.00	---	---
CLINICAL SRVC MGMT E&E	11.410	2036	4,160,894.00	1,166,214.04	---	2,994,679.96
MO HEALTHNET ADMIN PS	11.400	2849	730,059.00	719,984.25	---	10,074.75
MO HEALTHNET ADMIN E&E	11.400	2850	57,800.00	47,800.00	---	10,000.00
Premium Fund (0885)						
CHILDREN'S HLTH INS PRGM	11.520	2872	2,592,452.00	2,130,425.07	---	462,026.93
PHARMACY	11.435	3057	3,800,000.00	3,800,000.00	---	---
MO HLTHNET SUPP POOL	11.565	6133	3,837,940.00	3,309,846.84	---	528,093.16
Ambulance Service Reimbursement Allowance Fund (0958)						
REHAB & SPECIALTY SYS	11.470	5907	9,069,225.00	---	---	9,069,225.00

## **DEPARTMENT OF CORRECTIONS**

### **Division of Offender Rehabilitative Services**

Correctional Substance Abuse Earnings

Fund (0853)

REACT	09.215	7263	<u>264,600.00</u>	<u>113,956.41</u>	<u>---</u>	<u>150,643.59</u>
Subtotals			<u>6,309,978,617.00</u>	<u>5,406,449,378.79</u>	<u>348,787,560.94</u>	<u>554,741,677.27</u>

### **Appropriated Transfers Out To:**

School District Bonds Fund (0248)	02.310	T009	392,000.00	392,000.00	---	---
Natural Resources Cost Allocation Fund (0500)	06.400	T014	208.00	193.00	---	15.00
Access Missouri Financial Assistance Fund (0791)	03.045	T027	50,000.00	---	---	50,000.00
General Revenue Fund (0101)	05.265	T028	44.00	44.00	---	---
General Revenue Fund (0101)	05.265	T029	3,316.00	3,316.00	---	---
Access Missouri Financial Assistance Fund (0791)	03.045	T030	11,916,667.00	11,559,167.00	---	357,500.00
General Revenue Fund (0101)	05.265	T033	58,124.00	58,124.00	---	---
General Revenue Fund (0101)	05.265	T035	22,089.00	22,089.00	---	---
General Revenue Fund (0101)	05.265	T037	741.00	---	---	741.00
General Revenue Fund (0101)	05.265	T038	14,093.00	7,898.00	---	6,195.00
General Revenue Fund (0101)	05.265	T039	375,349.00	375,349.00	---	---
General Revenue Fund (0101)	05.265	T043	34,004.00	34,004.00	---	---

**STATE OF MISSOURI  
SUMMARY OF APPROPRIATION ACTIVITY  
SPECIAL REVENUE FUNDS  
FOR THE APPROPRIATION YEAR 2010**

	H.B. No.	Appr. No.	Appropriations	Expenditures and Transfers Out	Biennial Rollovers and Reappropriations to 2011	Lapse of Appropriations
Access Missouri Financial Assistance Fund (0791)	08.240	T048	5,000,000.00	5,000,000.00	---	---
General Revenue Fund (0101)	05.265	T049	832,382.00	829,407.00	---	2,975.00
Mental Health Fund (0148)	10.430	T053	4,798,625.00	3,483,900.00	---	1,314,725.00
General Revenue Fund (0101)	07.530	T054	636.00	96.50	---	539.50
General Revenue Fund (0101)	05.265	T057	1.00	1.00	---	---
Professional Registration Fees Fund (0689)	07.535	T058	540.00	539.25	---	0.75
Natural Resources Cost Allocation Fund (0500)	06.405	T061	54,288.00	49,106.00	---	5,182.00
Natural Resources Cost Allocation Fund (0500)	06.405	T064	3,399.00	3,066.00	---	333.00
Natural Resources Cost Allocation Fund (0500)	06.405	T065	344,639.00	311,790.00	---	32,849.00
Natural Resources Cost Allocation Fund (0500)	06.405	T066	35,294.00	31,922.00	---	3,372.00
Natural Resources Cost Allocation Fund (0500)	06.405	T067	164,274.00	148,611.00	---	15,663.00
Natural Resources Cost Allocation Fund (0500)	06.405	T068	3,150.00	2,840.00	---	310.00
Natural Resources Cost Allocation Fund (0500)	06.405	T069	15,792.00	14,277.00	---	1,515.00
Natural Resources Cost Allocation Fund (0500)	06.405	T071	4,451.00	4,020.00	---	431.00
Natural Resources Cost Allocation Fund (0500)	06.405	T072	426,505.00	385,206.00	---	41,299.00
Natural Resources Cost Allocation Fund (0500)	06.405	T073	413,832.00	374,388.00	---	39,444.00
General Revenue Fund (0101)	05.265	T074	40,629.00	40,629.00	---	---
Natural Resources Cost Allocation Fund (0500)	06.405	T075	71,177.00	64,384.00	---	6,793.00
Natural Resources Cost Allocation Fund (0500)	06.405	T076	3,100.00	2,800.00	---	300.00
Natural Resources Cost Allocation Fund (0500)	06.405	T077	17,036.00	15,404.00	---	1,632.00
Natural Resources Cost Allocation Fund (0500)	06.405	T078	5,872.00	5,309.00	---	563.00
General Revenue Fund (0101)	05.265	T079	1,741.00	1,741.00	---	---
Natural Resources Cost Allocation Fund (0500)	06.405	T080	91,211.00	82,509.00	---	8,702.00
Natural Resources Cost Allocation Fund (0500)	06.405	T081	190,637.00	172,461.00	---	18,176.00
Natural Resources Cost Allocation Fund (0500)	06.405	T082	11.00	10.00	---	1.00
Natural Resources Cost Allocation Fund (0500)	06.405	T083	10,880.00	9,842.00	---	1,038.00
Natural Resources Cost Allocation Fund (0500)	06.405	T084	25,132.00	22,730.00	---	2,402.00
General Revenue Fund (0101)	05.265	T085	19.00	19.00	---	---
Natural Resources Cost Allocation Fund (0500)	06.410	T087	247,285.00	200,636.00	---	46,649.00
Natural Resources Cost Allocation Fund (0500)	06.410	T090	15,074.00	12,230.00	---	2,844.00
Natural Resources Cost Allocation Fund (0500)	06.410	T091	738,308.00	599,028.00	---	139,280.00
Natural Resources Cost Allocation Fund (0500)	06.410	T092	70,203.00	56,959.00	---	13,244.00
Natural Resources Cost Allocation Fund (0500)	06.410	T093	503,454.00	408,478.00	---	94,976.00
Natural Resources Cost Allocation Fund (0500)	06.410	T095	14,879.00	12,072.00	---	2,807.00
Natural Resources Cost Allocation Fund (0500)	06.410	T096	49,192.00	39,911.00	---	9,281.00
Natural Resources Cost Allocation Fund (0500)	06.410	T098	21,014.00	17,049.00	---	3,965.00
Natural Resources Cost Allocation Fund (0500)	06.410	T099	1,164,021.00	944,389.00	---	219,632.00

Natural Resources Cost Allocation Fund (0500)	06.410	T100	2,705,234.00	2,194,895.00	---	510,339.00
Natural Resources Cost Allocation Fund (0500)	06.410	T101	1,221,387.00	585,699.00	---	635,688.00
Natural Resources Cost Allocation Fund (0500)	06.410	T102	73,000.00	---	---	73,000.00
Natural Resources Cost Allocation Fund (0500)	06.410	T103	64,356.00	52,216.00	---	12,140.00
Natural Resources Cost Allocation Fund (0500)	06.410	T104	248,987.00	202,019.00	---	46,968.00
Natural Resources Cost Allocation Fund (0500)	06.410	T105	408,040.00	331,062.00	---	76,978.00
Natural Resources Cost Allocation Fund (0500)	06.410	T108	362,388.00	294,024.00	---	68,364.00
Natural Resources Cost Allocation Fund (0500)	06.410	T109	195.00	158.00	---	37.00
Natural Resources Cost Allocation Fund (0500)	06.410	T110	57,175.00	46,388.00	---	10,787.00
General Revenue Fund (0101)	10.430	T124	2,743,740.00	1,916,659.00	---	827,081.00
Missouri Consolidated Health Care Plan						
Benefit Fund (0765)	05.515	T131	3,970,508.00	1,332,454.06	---	2,638,053.94
General Revenue Fund (0101)	05.265	T132	3,670.00	2,870.00	---	800.00
General Revenue Fund (0101)	05.265	T135	745.00	745.00	---	---
General Revenue Fund (0101)	05.265	T136	581.00	581.00	---	---
General Revenue Fund (0101)	05.265	T138	216.00	---	---	216.00
Basic Civil Legal Services Fund (0757)	07.865	T139	1,000,000.00	862,344.61	---	137,655.39
Economic Development Administrative						
Fund (0547)	07.010	T141	40,315.00	38,127.65	---	2,187.35
Natural Resources Cost Allocation Fund (0500)	06.400	T142	21,397.00	18,658.00	---	2,739.00
Natural Resources Cost Allocation Fund (0500)	06.405	T143	647.00	584.00	---	63.00
Natural Resources Cost Allocation Fund (0500)	06.410	T144	27,427.00	22,254.00	---	5,173.00
Manufactured Housing Consumer Recovery						
Fund (0909)	07.200	T147	192,000.00	---	---	192,000.00
Schools First Elementary and Secondary						
Education Improvement Fund (0919)	02.320	T151	108,602,556.00	36,764,967.63	---	71,837,588.37
Social Security Contributions Fund (0702)	21.130	T174	75,224.00	74,700.44	---	523.56
State Retirement Contributions Fund (0701)	21.140	T175	137,884.00	136,990.12	---	893.88
Missouri Consolidated Health Care Plan						
Benefit Fund (0765)	21.150	T178	202,562.00	202,044.36	---	517.64
General Revenue Fund (0101)	11.473	T201	9,069,225.00	---	---	9,069,225.00
General Revenue Fund (0101)	10.693	T203	1.00	---	---	1.00
Legal Expense Fund (0692)	05.115	T235	130,000.00	24,579.30	---	105,420.70
General Revenue Fund (0101)	14.120	T248	1.00	---	---	1.00
Legal Expense Fund (0692)	05.115	T261	133,293.00	132,967.94	---	325.06
Legal Expense Fund (0692)	05.115	T268	889,090.00	888,825.65	---	264.35
General Revenue Fund (0101)	04.110	T271	2,500,000.00	2,500,000.00	---	---
General Revenue Fund (0101)	04.115	T272	254,943.00	254,942.06	---	0.94
General Revenue Fund (0101)	04.120	T273	254,943.00	254,942.09	---	0.91
General Revenue Fund (0101)	05.550	T285	2,351,336.00	752,938.07	---	1,598,397.93
Social Security Contributions Fund (0702)	05.450	T293	17,112,271.00	14,488,323.69	---	2,623,947.31
State Retirement Contributions Fund (0701)	05.465	T297	29,750,316.00	24,189,015.50	---	5,561,300.50
Missouri State Employees' Deferred						
Compensation Incentive Plan						
Administration Fund (0706)	05.480	T300	2,698,284.00	1,054,729.40	---	1,643,554.60

**STATE OF MISSOURI  
SUMMARY OF APPROPRIATION ACTIVITY  
SPECIAL REVENUE FUNDS  
FOR THE APPROPRIATION YEAR 2010**

	H.B. No.	Appr. No.	Appropriations	Expenditures and Transfers Out	Biennial Rollovers and Reappropriations to 2011	Lapse of Appropriations
Missouri Consolidated Health Care Plan						
Benefit Fund (0765)	05.505	T304	33,332,579.00	26,212,547.28	---	7,120,031.72
Natural Resources Cost Allocation Fund (0500)	06.400	T316	500,606.00	448,042.00	---	52,564.00
Natural Resources Cost Allocation Fund (0500)	06.400	T317	13,594.00	11,702.00	---	1,892.00
Natural Resources Cost Allocation Fund (0500)	06.400	T323	13,920.00	12,006.00	---	1,914.00
Natural Resources Cost Allocation Fund (0500)	06.400	T324	807,274.00	713,052.00	---	94,222.00
Natural Resources Cost Allocation Fund (0500)	06.400	T325	78,539.00	69,513.00	---	9,026.00
Natural Resources Cost Allocation Fund (0500)	06.400	T326	48,734.00	42,469.00	---	6,265.00
Natural Resources Cost Allocation Fund (0500)	06.400	T328	19,200.00	16,529.00	---	2,671.00
Natural Resources Cost Allocation Fund (0500)	06.400	T329	1,190,403.00	1,020,067.00	---	170,336.00
Natural Resources Cost Allocation Fund (0500)	06.400	T330	3,296,432.00	2,580,995.00	---	715,437.00
Natural Resources Cost Allocation Fund (0500)	06.400	T331	269,909.00	250,332.00	---	19,577.00
Natural Resources Cost Allocation Fund (0500)	06.400	T332	113,703.00	97,959.00	---	15,744.00
Natural Resources Cost Allocation Fund (0500)	06.400	T333	26,363.00	24,459.00	---	1,904.00
Natural Resources Cost Allocation Fund (0500)	06.400	T334	194,253.00	182,114.00	---	12,139.00
Natural Resources Cost Allocation Fund (0500)	06.400	T336	376,164.00	328,387.00	---	47,777.00
Natural Resources Cost Allocation Fund (0500)	06.400	T337	411,377.00	364,774.00	---	46,603.00
General Revenue Fund (0101)	05.265	T345	16,537.00	16,537.00	---	---
Economic Development Administrative Fund (0547)	07.010	T346	159,347.00	111,267.06	---	48,079.94
Economic Development Administrative Fund (0547)	07.010	T351	265,895.00	265,894.03	---	0.97
Division of Finance Fund (0550)	07.440	T360	39,400.00	21,490.12	---	17,909.88
Division of Finance Fund (0550)	07.445	T361	419,900.00	419,827.67	---	72.33
Kids' Chance Scholarship Fund (0878)	07.840	T365	50,000.00	50,000.00	---	---
General Revenue Fund (0101)	07.535	T369	16.00	12.85	---	3.15
Professional Registration Fees Fund (0689)	07.535	T369	133,922.00	105,179.91	---	28,742.09
General Revenue Fund (0101)	07.535	T370	37.00	23.48	---	13.52
Professional Registration Fees Fund (0689)	07.535	T370	278,435.00	176,877.68	---	101,557.32
General Revenue Fund (0101)	07.535	T371	2.00	1.47	---	0.53
Professional Registration Fees Fund (0689)	07.535	T371	194,793.00	194,520.32	---	272.68
General Revenue Fund (0101)	07.535	T373	2.00	1.99	---	0.01
Professional Registration Fees Fund (0689)	07.535	T373	139,848.00	139,307.10	---	540.90
General Revenue Fund (0101)	07.535	T374	6.00	4.89	---	1.11
Professional Registration Fees Fund (0689)	07.535	T374	214,651.00	189,458.29	---	25,192.71



General Revenue Fund (0101)	07.535	T376	5.00	3.95	---	1.05
Professional Registration Fees Fund (0689)	07.535	T376	283,792.00	209,227.57	---	74,564.43
General Revenue Fund (0101)	07.535	T377	9,139.00	6.76	---	9,132.24
Professional Registration Fees Fund (0689)	07.535	T377	60,661.00	44.87	---	60,616.13
General Revenue Fund (0101)	07.535	T378	2.00	1.42	---	0.58
Professional Registration Fees Fund (0689)	07.535	T378	56,346.00	32,359.50	---	23,986.50
General Revenue Fund (0101)	07.535	T379	5.00	4.73	---	0.27
Professional Registration Fees Fund (0689)	07.535	T379	407,074.00	406,752.52	---	321.48
General Revenue Fund (0101)	07.535	T380	1.00	0.15	---	0.85
Professional Registration Fees Fund (0689)	07.535	T380	122,878.00	86,146.90	---	36,731.10
General Revenue Fund (0101)	07.535	T381	1.00	0.79	---	0.21
Professional Registration Fees Fund (0689)	07.535	T381	71,214.00	52,230.54	---	18,983.46
General Revenue Fund (0101)	07.535	T382	51.00	33.78	---	17.22
Professional Registration Fees Fund (0689)	07.535	T382	430,388.00	282,303.68	---	148,084.32
General Revenue Fund (0101)	07.535	T383	1.00	0.34	---	0.66
Professional Registration Fees Fund (0689)	07.535	T383	88,469.00	64,736.60	---	23,732.40
General Revenue Fund (0101)	07.535	T384	1.00	0.07	---	0.93
Professional Registration Fees Fund (0689)	07.535	T384	42,036.00	12,569.46	---	29,466.54
General Revenue Fund (0101)	05.265	T386	43.00	43.00	---	---
General Revenue Fund (0101)	07.535	T387	1.00	0.15	---	0.85
Professional Registration Fees Fund (0689)	07.535	T387	17,210.00	16,023.53	---	1,186.47
General Revenue Fund (0101)	07.535	T388	179.00	106.42	---	72.58
Professional Registration Fees Fund (0689)	07.535	T388	1,104,081.00	656,310.06	---	447,770.94
General Revenue Fund (0101)	07.535	T389	6.00	3.45	---	2.55
Professional Registration Fees Fund (0689)	07.535	T389	138,146.00	73,981.01	---	64,164.99
General Revenue Fund (0101)	07.535	T390	2.00	1.16	---	0.84
Professional Registration Fees Fund (0689)	07.535	T390	96,459.00	96,198.05	---	260.95
General Revenue Fund (0101)	07.535	T391	28.00	26.49	---	1.51
Professional Registration Fees Fund (0689)	07.535	T391	274,351.00	258,083.03	---	16,267.97
General Revenue Fund (0101)	07.535	T392	1.00	0.30	---	0.70
Professional Registration Fees Fund (0689)	07.535	T392	45,268.00	44,886.99	---	381.01
General Revenue Fund (0101)	07.535	T393	2.00	1.73	---	0.27
Professional Registration Fees Fund (0689)	07.535	T393	348,056.00	313,095.27	---	34,960.73
General Revenue Fund (0101)	07.535	T394	4.00	2.48	---	1.52
Professional Registration Fees Fund (0689)	07.535	T394	419,570.00	233,242.10	---	186,327.90
General Revenue Fund (0101)	07.535	T395	4.00	3.64	---	0.36
Professional Registration Fees Fund (0689)	07.535	T395	137,688.00	111,376.42	---	26,311.58
General Revenue Fund (0101)	07.535	T396	1.00	0.57	---	0.43
Professional Registration Fees Fund (0689)	07.535	T396	56,474.00	55,746.80	---	727.20
General Revenue Fund (0101)	07.535	T397	75.00	47.61	---	27.39
Professional Registration Fees Fund (0689)	07.535	T397	540,131.00	341,340.77	---	198,790.23
General Revenue Fund (0101)	07.535	T398	5.00	4.27	---	0.73
Professional Registration Fees Fund (0689)	07.535	T398	174,624.00	173,052.57	---	1,571.43
DIFP Administrative Fund (0503)	07.405	T401	6,867.00	6,222.27	---	644.73
General Revenue Fund (0101)	05.265	T402	2,014.00	2,014.00	---	---
Veterans' Commission Capital Improvement Trust Fund (0304)	08.230	T406	6,000,000.00	6,000,000.00	---	---

**STATE OF MISSOURI  
SUMMARY OF APPROPRIATION ACTIVITY  
SPECIAL REVENUE FUNDS  
FOR THE APPROPRIATION YEAR 2010**

	H.B. No.	Appr. No.	Appropriations	Expenditures and Transfers Out	Biennial Rollovers and Reappropriations to 2011	Lapse of Appropriations
Missouri National Guard Trust Fund (0900)	08.235	T407	4,000,000.00	4,000,000.00	---	---
Early Childhood Development, Education and Care Fund (0859)	08.245	T409	30,320,000.00	30,109,315.14	---	210,684.86
Health Access Incentive Fund (0276)	10.610	T411	3,241,003.00	3,143,773.00	---	97,230.00
General Revenue Fund (0101)	07.530	T422	91,250.00	7,305.93	---	83,944.07
General Revenue Fund (0101)	07.535	T430	78.00	73.80	---	4.20
Professional Registration Fees Fund (0689)	07.535	T430	1,622,449.00	1,539,483.18	---	82,965.82
State School Money Fund (0616)	02.290	T438	22,800,000.00	21,253,562.05	---	1,546,437.95
Classroom Trust Fund (0784)	02.305	T452	9,786,539.00	9,786,539.00	---	---
Classroom Trust Fund (0784)	02.300	T456	297,314,440.00	297,314,440.00	---	---
Federal Student Loan Reserve Fund (0881)	03.145	T463	7,750,000.00	7,222,100.15	---	527,899.85
Labor and Industrial Relations Administrative Fund (0122)	07.805	T472	950,733.00	950,733.00	---	---
General Revenue Fund (0101)	07.535	T474	2.00	1.47	---	0.53
Professional Registration Fees Fund (0689)	07.535	T474	96,958.00	96,732.73	---	225.27
State Road Fund (0320)	04.225	T479	600,000,000.00	540,395,966.43	---	59,604,033.57
Natural Resources Cost Allocation Fund (0500)	06.400	T481	227,295.00	196,012.00	---	31,283.00
Economic Development Administrative Fund (0547)	07.010	T503	11,065.00	10,994.94	---	70.06
Labor and Industrial Relations Administrative Fund (0122)	07.805	T522	100,000.00	48,972.00	---	51,028.00
Guaranty Agency Operating Fund (0880)	03.130	T525	16,000,000.00	8,796,318.00	---	7,203,682.00
General Revenue Fund (0101)	05.250	T541	479.00	479.00	---	---
Insurance Dedicated Fund (0566)	05.250	T541	125.00	125.00	---	---
Board of Nursing Fund (0635)	05.250	T541	6.00	6.00	---	---
State Highways and Transportation Department Fund (0644)	05.250	T541	10,676.00	10,676.00	---	---
General Revenue Fund (0101)	05.255	T542	17,688,526.00	17,688,525.69	---	0.31
State School Money Fund (0616)	05.255	T542	12,688,526.00	12,688,525.69	---	0.31
Basic Civil Legal Services Fund (0757)	05.255	T542	45.00	44.22	---	0.78
Guaranty Agency Operating Fund (0880)	05.255	T542	2.00	1.06	---	0.94
Education Improvement Fund (0919)	05.255	T542	68,715,660.00	68,715,660.00	---	---
General Revenue Fund (0101)	07.455	T543	500,000.00	484,482.93	---	15,517.07
General Revenue Fund (0101)	07.450	T544	12,809.00	12,807.43	---	1.57
General Revenue Fund (0101)	12.185	T548	3,221,661.00	3,220,655.98	---	1,005.02
State Road Fund (0320)	08.155	T549	2,742,010.00	2,742,009.00	---	1.00
Compulsive Gamblers Fund (0249)	08.250	T553	489,850.00	489,114.03	---	735.97
General Revenue Fund (0101)	05.260	T555	47,030,585.00	47,030,585.00	---	---

Budget Reserve Fund (0100)	05.235	T567	81,000,000.00	6,000,000.00	---	75,000,000.00
Budget Reserve Fund (0100)	05.240	T568	4,045.00	4,043.84	---	1.16
General Revenue Fund (0101)	07.530	T580	28,000.00	6,624.25	---	21,375.75
General Revenue Fund (0101)	07.530	T581	122,100.00	51,322.60	---	70,777.40
General Revenue Fund (0101)	07.530	T582	14,400.00	4,399.93	---	10,000.07
General Revenue Fund (0101)	07.530	T584	8,000.00	606.00	---	7,394.00
General Revenue Fund (0101)	07.530	T585	9,064.00	8,170.71	---	893.29
General Revenue Fund (0101)	07.530	T587	18,113.00	18,112.77	---	0.23
General Revenue Fund (0101)	07.530	T588	31,200.00	952.50	---	30,247.50
General Revenue Fund (0101)	07.530	T589	1,200.00	---	---	1,200.00
General Revenue Fund (0101)	07.530	T590	85,000.00	35,871.17	---	49,128.83
General Revenue Fund (0101)	07.530	T591	9,100.00	3,404.11	---	5,695.89
General Revenue Fund (0101)	07.530	T592	7,200.00	903.75	---	6,296.25
General Revenue Fund (0101)	07.530	T593	190,000.00	27,809.86	---	162,190.14
General Revenue Fund (0101)	07.530	T594	9,200.00	8,736.49	---	463.51
General Revenue Fund (0101)	07.530	T595	1,200.00	---	---	1,200.00
General Revenue Fund (0101)	07.530	T597	2,200.00	1,154.17	---	1,045.83
General Revenue Fund (0101)	07.530	T598	135,000.00	54,562.95	---	80,437.05
General Revenue Fund (0101)	07.530	T599	8,960.00	2,738.46	---	6,221.54
General Revenue Fund (0101)	07.530	T600	13,408.00	---	---	13,408.00
General Revenue Fund (0101)	07.530	T601	119,000.00	38,868.26	---	80,131.74
General Revenue Fund (0101)	07.530	T602	8,077.00	8,076.72	---	0.28
General Revenue Fund (0101)	07.530	T603	26,000.00	16,856.67	---	9,143.33
General Revenue Fund (0101)	07.530	T604	111,000.00	109,491.40	---	1,508.60
General Revenue Fund (0101)	07.530	T605	19,479.00	19,478.35	---	0.65
General Revenue Fund (0101)	07.530	T606	7,800.00	847.05	---	6,952.95
General Revenue Fund (0101)	07.530	T607	166,441.00	166,440.70	---	0.30
General Revenue Fund (0101)	07.530	T608	22,200.00	1,758.31	---	20,441.69
General Revenue Fund (0101)	07.530	T609	22,356.00	22,355.81	---	0.19
General Revenue Fund (0101)	07.530	T612	3,000.00	---	---	3,000.00
General Revenue Fund (0101)	07.530	T613	11,200.00	10,988.12	---	211.88
General Revenue Fund (0101)	07.535	T614	1.00	0.07	---	0.93
Professional Registration Fees Fund (0689)	07.535	T614	8,297.00	7,559.21	---	737.79
General Revenue Fund (0101)	07.535	T615	6.00	5.44	---	0.56
Professional Registration Fees Fund (0689)	07.535	T615	245,772.00	245,323.16	---	448.84
General Revenue Fund (0101)	05.265	T627	21,291.00	21,291.00	---	---
General Revenue Fund (0101)	05.265	T629	17,375.00	17,375.00	---	---
State Highways and Transportation						
Department Fund (0644)	04.155	T632	560,178,001.00	535,776,191.67	---	24,401,809.33
General Revenue Fund (0101)	05.265	T643	1,504.00	1,504.00	---	---
General Revenue Fund (0101)	05.265	T644	4,030.00	4,030.00	---	---
General Revenue Fund (0101)	05.265	T647	69.00	69.00	---	---
General Revenue Fund (0101)	05.265	T654	3,466.00	3,466.00	---	---
General Revenue Fund (0101)	05.265	T664	4,518.00	4,518.00	---	---
General Revenue Fund (0101)	05.265	T665	839.00	839.00	---	---

**STATE OF MISSOURI  
SUMMARY OF APPROPRIATION ACTIVITY  
SPECIAL REVENUE FUNDS  
FOR THE APPROPRIATION YEAR 2010**

	H.B. No.	Appr. No.	Appropriations	Expenditures and Transfers Out	Biennial Rollovers and Reappropriations to 2011	Lapse of Appropriations
General Revenue Fund (0101)	05.265	T666	3,729.00	3,729.00	---	---
General Revenue Fund (0101)	05.265	T668	77.00	77.00	---	---
General Revenue Fund (0101)	05.265	T669	53,235.00	53,235.00	---	---
General Revenue Fund (0101)	05.265	T670	18.00	18.00	---	---
General Revenue Fund (0101)	05.265	T671	590.00	590.00	---	---
General Revenue Fund (0101)	05.265	T672	6,060.00	6,060.00	---	---
General Revenue Fund (0101)	05.265	T673	3,674.00	3,674.00	---	---
General Revenue Fund (0101)	05.265	T674	36,678.00	36,678.00	---	---
General Revenue Fund (0101)	05.265	T675	468.00	468.00	---	---
General Revenue Fund (0101)	05.265	T676	1,234.00	1,234.00	---	---
General Revenue Fund (0101)	05.265	T678	33,272.00	33,272.00	---	---
General Revenue Fund (0101)	05.265	T679	22,311.00	22,311.00	---	---
General Revenue Fund (0101)	05.265	T680	4,027.00	4,027.00	---	---
General Revenue Fund (0101)	05.265	T681	63,906.00	63,906.00	---	---
General Revenue Fund (0101)	05.265	T682	77,394.00	53,530.00	---	23,864.00
General Revenue Fund (0101)	05.265	T684	151,566.00	151,566.00	---	---
General Revenue Fund (0101)	05.265	T685	268,446.00	268,446.00	---	---
General Revenue Fund (0101)	05.265	T686	25,100.00	25,100.00	---	---
General Revenue Fund (0101)	05.265	T687	17.00	17.00	---	---
General Revenue Fund (0101)	05.265	T689	57.00	57.00	---	---
General Revenue Fund (0101)	05.265	T690	16,165.00	16,165.00	---	---
General Revenue Fund (0101)	05.265	T691	4,186.00	4,186.00	---	---
General Revenue Fund (0101)	05.265	T692	634,099.00	634,099.00	---	---
General Revenue Fund (0101)	05.265	T693	49,320.00	49,320.00	---	---
General Revenue Fund (0101)	05.265	T694	22,257.00	22,257.00	---	---
General Revenue Fund (0101)	05.265	T695	4,704.00	4,704.00	---	---
General Revenue Fund (0101)	05.265	T696	1,777.00	1,777.00	---	---
General Revenue Fund (0101)	05.265	T697	4,586.00	4,586.00	---	---
General Revenue Fund (0101)	05.265	T698	525.00	525.00	---	---
General Revenue Fund (0101)	05.265	T699	26,939.00	26,939.00	---	---
General Revenue Fund (0101)	05.265	T700	67,332.00	67,332.00	---	---
General Revenue Fund (0101)	05.265	T701	300.00	300.00	---	---
General Revenue Fund (0101)	05.265	T703	847.00	847.00	---	---
General Revenue Fund (0101)	05.265	T723	1,847.00	1,847.00	---	---
General Revenue Fund (0101)	05.265	T725	15,969.00	15,969.00	---	---
General Revenue Fund (0101)	05.265	T726	320.00	320.00	---	---
General Revenue Fund (0101)	05.265	T727	95,271.00	95,271.00	---	---
General Revenue Fund (0101)	05.265	T728	63,851.00	63,851.00	---	---
General Revenue Fund (0101)	05.265	T729	3,640.00	3,640.00	---	---

General Revenue Fund (0101)	05.265	T730	49,113.00	49,113.00	---	---
General Revenue Fund (0101)	05.265	T731	2,912.00	2,912.00	---	---
General Revenue Fund (0101)	05.265	T732	1,070.00	1,070.00	---	---
General Revenue Fund (0101)	05.265	T733	4,415.00	4,415.00	---	---
General Revenue Fund (0101)	05.265	T734	122,726.00	122,726.00	---	---
General Revenue Fund (0101)	05.265	T735	124.00	124.00	---	---
General Revenue Fund (0101)	05.265	T736	12,505.00	12,505.00	---	---
General Revenue Fund (0101)	05.265	T737	80,457.00	80,457.00	---	---
General Revenue Fund (0101)	05.265	T739	194.00	194.00	---	---
General Revenue Fund (0101)	05.265	T740	2,317.00	2,317.00	---	---
General Revenue Fund (0101)	05.265	T741	788.00	788.00	---	---
General Revenue Fund (0101)	05.265	T743	14,928.00	14,928.00	---	---
General Revenue Fund (0101)	05.265	T744	526.00	526.00	---	---
General Revenue Fund (0101)	05.265	T745	4,261.00	4,261.00	---	---
General Revenue Fund (0101)	05.265	T746	102.00	102.00	---	---
General Revenue Fund (0101)	05.265	T747	7,366.00	7,366.00	---	---
General Revenue Fund (0101)	05.265	T748	3,919.00	3,919.00	---	---
General Revenue Fund (0101)	05.265	T750	1,518.00	1,518.00	---	---
General Revenue Fund (0101)	05.265	T751	10,184.00	10,184.00	---	---
General Revenue Fund (0101)	05.265	T752	9,458.00	9,458.00	---	---
General Revenue Fund (0101)	05.265	T753	150.00	150.00	---	---
General Revenue Fund (0101)	05.265	T754	6,376.00	6,376.00	---	---
General Revenue Fund (0101)	05.265	T755	55,621.00	55,621.00	---	---
General Revenue Fund (0101)	05.265	T756	108,101.00	108,101.00	---	---
General Revenue Fund (0101)	05.265	T757	328.00	328.00	---	---
General Revenue Fund (0101)	05.265	T759	71,685.00	71,685.00	---	---
General Revenue Fund (0101)	05.265	T762	19.00	19.00	---	---
General Revenue Fund (0101)	05.265	T763	187,816.00	187,816.00	---	---
General Revenue Fund (0101)	05.265	T764	1.00	1.00	---	---
General Revenue Fund (0101)	05.265	T767	263.00	263.00	---	---
General Revenue Fund (0101)	05.265	T768	1.00	1.00	---	---
General Revenue Fund (0101)	05.265	T769	1,321,768.00	1,321,768.00	---	---
General Revenue Fund (0101)	05.265	T770	6,501.00	6,501.00	---	---
General Revenue Fund (0101)	05.265	T772	819.00	819.00	---	---
General Revenue Fund (0101)	05.265	T773	2,014.00	2,014.00	---	---
General Revenue Fund (0101)	05.265	T774	20,704.00	20,704.00	---	---
General Revenue Fund (0101)	05.265	T776	7,017.00	7,017.00	---	---
General Revenue Fund (0101)	05.265	T777	34,778.00	34,778.00	---	---
General Revenue Fund (0101)	05.265	T778	20,419.00	20,419.00	---	---
General Revenue Fund (0101)	05.265	T779	884.00	884.00	---	---
General Revenue Fund (0101)	05.265	T780	17,218.00	17,218.00	---	---
General Revenue Fund (0101)	05.265	T781	18,425.00	18,425.00	---	---
General Revenue Fund (0101)	05.265	T782	3,183.00	3,183.00	---	---
General Revenue Fund (0101)	05.265	T783	13,939.00	13,939.00	---	---
General Revenue Fund (0101)	05.265	T784	6,896.00	6,896.00	---	---
General Revenue Fund (0101)	05.265	T785	20,224.00	20,224.00	---	---

**STATE OF MISSOURI  
SUMMARY OF APPROPRIATION ACTIVITY  
SPECIAL REVENUE FUNDS  
FOR THE APPROPRIATION YEAR 2010**

	H.B. No.	Appr. No.	Appropriations	Expenditures and Transfers Out	Biennial Rollovers and Reappropriations to 2011	Lapse of Appropriations
General Revenue Fund (0101)	05.265	T786	3,911.00	3,911.00	---	---
General Revenue Fund (0101)	05.265	T787	42.00	42.00	---	---
General Revenue Fund (0101)	05.265	T788	155,040.00	155,040.00	---	---
General Revenue Fund (0101)	05.265	T789	689,268.00	689,268.00	---	---
General Revenue Fund (0101)	05.265	T791	8,310.00	8,310.00	---	---
General Revenue Fund (0101)	05.265	T792	7,873.00	7,873.00	---	---
General Revenue Fund (0101)	05.265	T793	20,402.00	20,402.00	---	---
General Revenue Fund (0101)	05.265	T796	46,742.00	46,742.00	---	---
General Revenue Fund (0101)	05.265	T797	19,225.00	19,225.00	---	---
General Revenue Fund (0101)	05.265	T798	586.00	586.00	---	---
General Revenue Fund (0101)	05.265	T799	20,306.00	20,306.00	---	---
General Revenue Fund (0101)	05.265	T800	103,091.00	103,091.00	---	---
General Revenue Fund (0101)	05.265	T801	2,047.00	2,047.00	---	---
General Revenue Fund (0101)	05.265	T802	3,883.00	3,883.00	---	---
General Revenue Fund (0101)	05.265	T803	38,471.00	38,471.00	---	---
General Revenue Fund (0101)	05.265	T804	4,180.00	4,180.00	---	---
General Revenue Fund (0101)	05.265	T805	8,281.00	8,281.00	---	---
General Revenue Fund (0101)	05.265	T806	47,368.00	47,368.00	---	---
General Revenue Fund (0101)	05.265	T807	9,103.00	9,103.00	---	---
General Revenue Fund (0101)	05.265	T808	85,015.00	85,015.00	---	---
General Revenue Fund (0101)	05.265	T810	815.00	815.00	---	---
General Revenue Fund (0101)	05.265	T816	1,901.00	1,901.00	---	---
General Revenue Fund (0101)	05.265	T817	13,610.00	13,610.00	---	---
General Revenue Fund (0101)	05.265	T818	58,221.00	58,221.00	---	---
General Revenue Fund (0101)	05.265	T819	264.00	264.00	---	---
General Revenue Fund (0101)	05.265	T823	325.00	325.00	---	---
General Revenue Fund (0101)	05.265	T824	10,518.00	10,518.00	---	---
General Revenue Fund (0101)	05.265	T825	1,462.00	1,462.00	---	---
General Revenue Fund (0101)	05.265	T826	848.00	848.00	---	---
General Revenue Fund (0101)	05.265	T827	1,782.00	1,782.00	---	---
General Revenue Fund (0101)	05.265	T828	17,532.00	17,532.00	---	---
General Revenue Fund (0101)	05.265	T830	1,998.00	1,998.00	---	---
General Revenue Fund (0101)	05.265	T831	1,219.00	1,219.00	---	---
General Revenue Fund (0101)	05.265	T832	123.00	123.00	---	---
General Revenue Fund (0101)	05.265	T833	55.00	55.00	---	---
General Revenue Fund (0101)	05.265	T836	141,217.00	141,217.00	---	---
General Revenue Fund (0101)	05.265	T837	7,355.00	7,355.00	---	---
General Revenue Fund (0101)	05.265	T838	13,846.00	13,846.00	---	---
General Revenue Fund (0101)	05.265	T839	1,486.00	1,486.00	---	---

General Revenue Fund (0101)	05.265	T840	726.00	726.00	---	---
General Revenue Fund (0101)	05.265	T841	10,352.00	10,352.00	---	---
General Revenue Fund (0101)	05.265	T842	28,047.00	28,047.00	---	---
General Revenue Fund (0101)	05.265	T844	2,177.00	2,177.00	---	---
General Revenue Fund (0101)	05.265	T845	1,031.00	1,031.00	---	---
General Revenue Fund (0101)	05.265	T846	387.00	387.00	---	---
General Revenue Fund (0101)	05.265	T848	1,286.00	1,286.00	---	---
General Revenue Fund (0101)	05.265	T850	266,241.00	266,241.00	---	---
General Revenue Fund (0101)	05.265	T854	50.00	50.00	---	---
General Revenue Fund (0101)	05.265	T855	96.00	96.00	---	---
General Revenue Fund (0101)	05.265	T856	3,056.00	3,056.00	---	---
General Revenue Fund (0101)	05.265	T857	73,590.00	73,590.00	---	---
General Revenue Fund (0101)	05.265	T858	9,477.00	7,107.00	---	2,370.00
General Revenue Fund (0101)	05.265	T859	4.00	4.00	---	---
General Revenue Fund (0101)	05.265	T862	123.00	123.00	---	---
General Revenue Fund (0101)	05.265	T863	1,514.00	1,514.00	---	---
General Revenue Fund (0101)	05.265	T864	6,295.00	6,295.00	---	---
General Revenue Fund (0101)	05.265	T865	43,283.00	43,283.00	---	---
General Revenue Fund (0101)	05.265	T866	1,490.00	1,490.00	---	---
General Revenue Fund (0101)	05.265	T868	7,225.00	7,225.00	---	---
General Revenue Fund (0101)	05.265	T870	1,690.00	1,690.00	---	---
General Revenue Fund (0101)	05.265	T871	9.00	9.00	---	---
General Revenue Fund (0101)	05.265	T872	16,664.00	16,664.00	---	---
General Revenue Fund (0101)	05.265	T873	138.00	138.00	---	---
General Revenue Fund (0101)	05.265	T875	74,198.00	74,198.00	---	---
General Revenue Fund (0101)	05.265	T876	38.00	38.00	---	---
General Revenue Fund (0101)	05.265	T877	26.00	26.00	---	---
General Revenue Fund (0101)	05.265	T878	63,437.00	63,437.00	---	---
Water Pollution Control Bond and Interest - Series B 2002 Fund (0200)	01.025	T883	3,559,745.00	3,447,682.96	---	112,062.04
Water Pollution Control Bond and Interest - Series A 2005 Fund (0218)	01.025	T883	3,916,988.00	3,793,680.16	---	123,307.84
Water Pollution Control Bond and Interest - Series A 2002 Fund (0231)	01.025	T883	970,747.00	940,186.99	---	30,560.01
Labor and Industrial Relations Administrative Fund (0122)	07.810	T892	1,043,900.00	1,043,900.00	---	---
DIFP Administrative Fund (0503)	07.405	T894	32,502.00	32,501.47	---	0.53
DIFP Administrative Fund (0503)	07.405	T895	103,337.00	103,336.30	---	0.70
Social Security Contributions Fund (0702)	05.455	T900	7,388,000.00	6,420,832.68	---	967,167.32
Missouri State Employees' Deferred Compensation Incentive Plan Administration Fund (0706)	05.485	T901	556,773.00	437,301.07	---	119,471.93
Professional Registration Fees Fund (0689)	07.540	T903	1.00	---	---	1.00
Natural Resources Cost Allocation Fund (0500)	06.400	T904	51,369.00	44,764.00	---	6,605.00
Railroad Expense Fund (0659)	04.305	T907	100,000.00	---	---	100,000.00

**STATE OF MISSOURI  
SUMMARY OF APPROPRIATION ACTIVITY  
SPECIAL REVENUE FUNDS  
FOR THE APPROPRIATION YEAR 2010**

	H.B. No.	Appr. No.	Appropriations	Expenditures and Transfers Out	Biennial Rollovers and Reappropriations to 2011	Lapse of Appropriations
General Revenue Fund (0101)	05.265	T913	3,404.00	3,404.00	---	---
General Revenue Fund (0101)	05.265	T914	960.00	960.00	---	---
General Revenue Fund (0101)	05.265	T919	5.00	5.00	---	---
General Revenue Fund (0101)	05.265	T925	476.00	476.00	---	---
General Revenue Fund (0101)	05.265	T926	92.00	92.00	---	---
General Revenue Fund (0101)	07.100	T956	1.00	---	---	1.00
General Revenue Fund (0101)	07.105	T957	1.00	---	---	1.00
State School Money Fund (0616)	02.315	T961	1,075,000.00	1,068,867.96	---	6,132.04
General Revenue Fund (0101)	05.265	T962	622.00	622.00	---	---
General Revenue Fund (0101)	05.265	T963	44,019.00	44,019.00	---	---
General Revenue Fund (0101)	05.265	T965	8,710.00	8,710.00	---	---
General Revenue Fund (0101)	05.265	T966	5,537.00	5,537.00	---	---
General Revenue Fund (0101)	05.265	T967	6,886.00	6,886.00	---	---
General Revenue Fund (0101)	05.265	T969	643.00	643.00	---	---
General Revenue Fund (0101)	05.265	T971	22.00	22.00	---	---
General Revenue Fund (0101)	05.265	T972	64.00	64.00	---	---
General Revenue Fund (0101)	07.530	T982	1.00	---	---	1.00
General Revenue Fund (0101)	07.535	T983	1.00	0.04	---	0.96
Professional Registration Fees Fund (0689)	07.535	T983	3,087.00	2,772.31	---	314.69
General Revenue Fund (0101)	04.140	T989	11,169.00	4.76	---	11,164.24
Special Employment Security - Principal and Interest Fund (0205)	05.170	T999	1.00	---	---	1.00
Subtotals			<u>2,084,264,595.00</u>	<u>1,803,239,238.28</u>	<u>---</u>	<u>281,025,356.72</u>
Totals			<u>\$ 8,394,243,212.00</u>	<u>\$ 7,209,688,617.07</u>	<u>\$ 348,787,560.94</u>	<u>\$ 835,767,033.99</u>



**STATE OF MISSOURI  
SUMMARY OF APPROPRIATION ACTIVITY  
DEBT SERVICE FUNDS  
FOR THE APPROPRIATION YEAR 2010**

<b><u>OFFICE OF ADMINISTRATION</u></b>	<u>H.B. No.</u>	<u>Appr. No.</u>	<u>Appropriations</u>	<u>Expenditures and Transfers Out</u>	<u>Biennial Rollovers and Reappropriations to 2011</u>	<u>Lapse of Appropriations</u>
<b><u>Division of Accounting</u></b>						
Special Employment Security - Principal and Interest Fund (0205)						
BUFF PRIN & INTEREST PAY	05.175	7317	\$ 1.00	\$ ---	\$ ---	\$ 1.00
<b><u>Board of Fund Commissioners</u></b>						
Water Pollution Control Bond and Interest - Series B 2002 Fund (0200)						
STATE WPC BONDS	01.030	6162	16,696,394.00	16,696,393.76	---	0.24
Third State Building Bond Interest and Sinking - Series A 2002 Fund (0201)						
3RD STATE BLDG BONDS	01.050	6163	32,074,375.00	32,074,375.00	---	---
Fourth State Building Bond and Interest - Series A 2002 Fund (0202)						
4TH STATE BUILDING BONDS	01.020	6164	14,804,732.00	14,804,731.26	---	0.74
Water Pollution Control Bond and Interest - Series A 2003 Fund (0203)						
STATE WPC BONDS	01.030	6903	747,713.00	747,712.50	---	0.50
Third State Building Bond Interest and Sinking - Series A 2003 Fund (0204)						
3RD STATE BLDG BONDS	01.050	6902	7,556,813.00	7,556,812.50	---	0.50
Fourth State Building Bond and Interest - Series A 2003 Fund (0206)						
4TH STATE BUILDING BONDS	01.020	1111	3,950,250.00	3,950,250.00	---	---
Water Pollution Control Bond and Interest - Series A 2007 Fund (0207)						
STATE WPC BONDS	01.030	2037	3,298,125.00	3,298,125.00	---	---
Water Pollution Control Bond and Interest - Series A 2005 Fund (0218)						
STATE WPC BONDS	01.030	1119	12,408,750.00	12,408,750.00	---	---
Stormwater Control Bond and Interest - Series A 2005 Fund (0219)						
STORMWATER CNTRL BONDS	01.040	1120	1,487,625.00	1,487,625.00	---	---
Water Pollution Control Bond and Interest - Series A 2002 Fund (0231)						
STATE WPC BONDS	01.030	5198	2,004,907.00	2,004,906.26	---	0.74

Stormwater Control Bond and Interest - Series A 2002 Fund (0239)							
STORMWATER CNTRL BONDS	01.040	5199	923,013.00	923,012.50	---	0.50	
Water Pollution Control Bond and Interest - Series A 2001 Fund (0244)							
STATE WPC BONDS	01.030	3018	1,413,138.00	1,413,137.50	---	0.50	
Stormwater Control Bond and Interest - Series A 2001 Fund (0245)							
STORMWATER CNTRL BONDS	01.040	3019	<u>696,833.00</u>	<u>696,832.50</u>	<u>---</u>	<u>0.50</u>	
Totals			<u>\$ 98,062,669.00</u>	<u>\$ 98,062,663.78</u>	<u>\$ ---</u>	<u>\$ 5.22</u>	

**STATE OF MISSOURI  
SUMMARY OF APPROPRIATION ACTIVITY  
CAPITAL PROJECTS FUNDS  
FOR THE APPROPRIATION YEAR 2010**

	H.B. No.	Appr. No.	Appropriations	Expenditures and Transfers Out	Biennial Rollovers and Reappropriations to 2011	Lapse of Appropriations
<b><u>OFFICE OF ADMINISTRATION</u></b>						
<b><u>Division of Accounting</u></b>						
Veterans' Commission Capital Improvement Trust Fund (0304)						
UNEMPLOYMENT BENEFITS	05.495	6893	\$ 5,019.00	\$ 5,017.20	---	\$ 1.80
State Road Fund (0320)						
UNEMPLOYMENT BENEFITS	05.495	1141	869,811.00	693,379.09	---	176,431.91
COBRA REIMBURSE EXPD	21.105	5552	120,000.00	85,692.45	34,307.00	0.55
<b><u>Information Technology Services Division</u></b>						
Veterans' Commission Capital Improvement Trust Fund (0304)						
DPS IT CONSOLIDATION E&E	05.020	1338	39,000.00	37,234.30	---	1,765.70
<b><u>Board of Fund Commissioners</u></b>						
Water Pollution Control - Series A 2007 - 37G Fund (0329)						
ARBITRAGE & RELATED EXP	01.010	4080	1.00	---	---	1.00
Water Pollution Control - Series A 2007 - 37E Fund (0330)						
ARBITRAGE & RELATED EXP	01.010	4086	1.00	---	---	1.00
<b><u>DEPARTMENT OF HEALTH AND SENIOR SERVICES</u></b>						
BPB - Series A 2003 Bond Proceeds - Projects Fund (0309)						
HEALTH LAB REDEVELOPMENT	17.555	2878	4,451.00	4,451.00	---	---
<b><u>DEPARTMENT OF TRANSPORTATION</u></b>						
State Road Bond Fund (0319)						
DEBT SERVICE ON BONDS	04.205	7485	123,101,000.00	94,599,578.53	---	28,501,421.47
State Road Fund (0320)						
FLEET FAC & INFO SYS E&E	04.215	0118	89,099,165.00	85,817,586.29	---	3,281,578.71
FERRY BOAT OPERATION GNTS	04.320	2267	176,000.00	176,000.00	---	---
SAFE ROUTES TO SCHOOL	04.210	2330	2,500,000.00	1,563,431.30	---	936,568.70

DEBT SERVICE ON BONDS	04.205	3550	121,114,000.00	118,053,176.76	---	3,060,823.24
MAINTENANCE E&E	04.210	4399	239,471,694.00	227,958,985.75	---	11,512,708.25
CONSTRUCTION E&E	04.205	4402	26,408,926.00	25,617,480.10	---	791,445.90
CONSTRUCTION	04.205	4403	769,246,144.00	742,563,197.99	---	26,682,946.01
MOTORIST ASSISTANCE E&E	04.207	6649	488,650.00	443,140.48	---	45,509.52
ADMINISTRATION PS	04.200	7435	21,809,803.00	21,268,318.30	---	541,484.70
ADMINISTRATION E&E	04.200	7436	5,289,263.00	3,889,227.56	---	1,400,035.44
FRINGES ADMIN PS	04.200	7438	10,200,600.00	9,484,929.38	---	715,670.62
FRINGES ADMIN E&E	04.200	7439	14,377,622.00	12,897,876.10	---	1,479,745.90
CONSTRUCTION PS	04.205	7440	84,800,000.00	84,366,015.56	---	433,984.44
FRINGES CONSTRUCTION PS	04.205	7443	38,750,000.00	38,362,294.48	---	387,705.52
FRINGES CONSTRUCTION E&E	04.205	7444	2,061,712.00	2,054,808.13	---	6,903.87
MAINTENANCE PS	04.210	7445	150,547,835.00	149,574,852.61	---	972,982.39
FRINGES MAINTENANCE PS	04.210	7448	78,105,712.00	75,304,712.39	---	2,800,999.61
FRINGES MAINTENANCE E&E	04.210	7449	4,043,782.00	4,031,456.65	---	12,325.35
MOTORIST ASSISTANCE PS	04.207	7460	2,021,877.00	1,840,053.12	---	181,823.88
FRINGES MOTOR ASSIST PS	04.207	7462	1,033,352.00	876,292.04	---	157,059.96
FRINGES MOTOR ASSIST E&E	04.207	7463	95,148.00	66,570.84	---	28,577.16
FLEET FAC & INFO SYS PS	04.215	7464	16,531,179.00	16,463,511.57	---	67,667.43
FRINGES FLT FAC&INFO-PS	04.215	7466	8,196,735.00	7,606,781.99	---	589,953.01
FRINGES FLT FAC&INFO-E&E	04.215	7467	290,067.00	288,852.58	---	1,214.42
MULTIMODAL OPS ADMIN PS	04.230	7468	429,959.00	426,178.01	---	3,780.99
FRINGES MULTIMODAL PS	04.230	7469	194,445.00	140,211.38	---	54,233.62
MULTIMODAL OPS ADMIN E&E	04.230	8904	25,897.00	20,951.23	---	4,945.77
State Road Fund - Series 2008 Fund (0321)						
CONSTRUCTION BONDS SR 08	04.205	2622	676,255,880.00	414,309,259.97	---	261,946,620.03
State Road Fund - Series 2009 Fund (0322)						
CONSTRUCTION BONDS SR 09	04.205	4078	360,000,000.00	297,875,043.65	---	62,124,956.35

**DEPARTMENT OF NATURAL RESOURCES**

**Division of Environmental Quality**

Stormwater - Series A 2002 - 37H Fund (0302)						
STORMWATER GRANTS	06.240	6137	18,000,000.00	---	---	18,000,000.00
Water Pollution Control - Series A 2007 - 37G Fund (0329)						
RURAL WTR SWR GRNT & LOAN	06.240	3263	16,809,825.00	7,507,274.42	---	9,302,550.58
Water Pollution Control - Series A 2007 - 37E Fund (0330)						
WASTEWATER FACILITY GRANT	06.240	3260	15,500,000.00	7,951,140.00	---	7,548,860.00
RURAL WTR SWR GRNT & LOAN	06.240	3262	3,660,000.00	145,600.00	---	3,514,400.00

**STATE OF MISSOURI  
SUMMARY OF APPROPRIATION ACTIVITY  
CAPITAL PROJECTS FUNDS  
FOR THE APPROPRIATION YEAR 2010**

	H.B. No.	Appr. No.	Appropriations	Expenditures and Transfers Out	Biennial Rollovers and Reappropriations to 2011	Lapse of Appropriations
<b><u>DEPARTMENT OF PUBLIC SAFETY</u></b>						
Veterans' Commission Capital Improvement Trust Fund (0304)						
STATEWIDE M&R	17.215	3814	263,021.00	234,405.35	28,615.65	---
DPS-INSTITUTIONAL	13.065	4478	43,357.00	43,357.00	---	---
CRITICAL M&R	22.030	6537	500,000.00	---	500,000.00	---
<b><u>Adjutant General</u></b>						
Veterans' Commission Capital Improvement Trust Fund (0304)						
VETS RECOGNITION PRG E&E	08.265	3430	538,840.00	103,152.03	---	435,687.97
VETS RECOGNITION PRG PS	08.265	6843	89,181.00	88,031.59	---	1,149.41
<b><u>Missouri Veterans' Commission</u></b>						
Veterans' Commission Capital Improvement Trust Fund (0304)						
VETERANS HOMES PS	08.195	0639	27,804.00	27,400.00	---	404.00
M&R STATEWIDE VCCITF	17.215	0704	91,642.00	89,839.50	1,802.50	---
M&R VC-CAPE-MEXICO HOME	17.425	0726	3,271.00	---	3,271.00	---
VET HOME EMER GENERATORS	17.435	4128	2,718,474.00	1,333,577.41	1,384,896.59	---
CAPE VH FIRE LANE HYDRANT	17.440	4131	430,093.00	429,093.00	1,000.00	---
ADMIN & SERVICE PS	08.185	4481	1,356,245.00	1,243,746.49	---	112,498.51
ADMIN & SERVICE E&E	08.185	4482	1,039,393.00	843,752.79	---	195,640.21
VETERANS SVS OFFICER PRGM	08.190	5052	1,000,000.00	1,000,000.00	---	---
VETS EMERGENCY GENERATORS	22.085	6564	4,876,500.00	21,823.10	4,854,676.90	---
ST JAMES SPRINKLERS	22.090	6566	1,976,986.00	---	1,976,986.00	---
ST JAMES VETS HOME ROOF	22.095	6568	1,367,528.00	144,052.38	1,223,475.62	---
MEXICO VETS HOME ROOF	22.100	6570	846,579.00	598,078.22	248,500.78	---
WARRENSBURG VET SOLARIUM	22.105	6572	328,168.00	8,696.03	319,471.97	---
WARRENSBURG VET CHAPEL	22.110	6574	959,126.00	80,531.35	878,594.65	---
HIGGINSVILLE VET CEMETERY	22.115	6576	2,822,681.00	225,349.75	2,597,331.25	---
SPRINGFIELD VET CEMETERY	22.120	6578	1,638,878.00	119,813.05	1,519,064.95	---
CAMERON VET SOLARIUM	22.111	6625	328,168.00	26,639.05	301,528.95	---
CAMERON VET CHAPEL	22.112	6627	959,126.00	103,854.60	855,271.40	---
CAPE VH VARIOUS PROJECTS	17.420	6968	132,783.00	132,783.00	---	---
Subtotals			<u>2,926,012,399.00</u>	<u>2,461,268,538.89</u>	<u>16,728,795.21</u>	<u>448,015,064.90</u>

**Appropriated Transfers Out To:**

Missouri Consolidated Health Care Plan							
Benefit Fund (0765)	05.515	T131	108,462.00	34,426.01	---	74,035.99	
General Revenue Fund (0101)	05.550	T285	3,523.00	870.42	---	2,652.58	
Social Security Contributions Fund (0702)	05.450	T293	20,756,406.00	20,134,400.65	---	622,005.35	
State Retirement Contributions Fund (0701)	05.465	T297	451,229.00	421,936.05	---	29,292.95	
Missouri State Employees' Deferred							
Compensation Incentive Plan							
Administration Fund (0706)	05.480	T300	1,507,261.00	1,504,005.99	---	3,255.01	
Missouri Consolidated Health Care Plan							
Benefit Fund (0765)	05.505	T304	708,414.00	703,899.66	---	4,514.34	
Missouri Veterans' Homes Fund (0460)	08.200	T405	500,000.00	---	---	500,000.00	
Transportation - Highway Safety Fund (0149)	05.250	T541	19,096.00	---	---	19,096.00	
General Revenue Fund (0101)	05.255	T542	2,108,089.00	2,108,088.10	---	0.90	
General Revenue Fund (0101)	05.265	T702	30,615.00	30,615.00	---	---	
			<u>26,193,095.00</u>	<u>24,938,241.88</u>	<u>---</u>	<u>1,254,853.12</u>	
Subtotals							
			<u>\$ 2,952,205,494.00</u>	<u>\$ 2,486,206,780.77</u>	<u>\$ 16,728,795.21</u>	<u>\$ 449,269,918.02</u>	
Totals							

**STATE OF MISSOURI  
SUMMARY OF APPROPRIATION ACTIVITY  
PERMANENT FUNDS  
FOR THE APPROPRIATION YEAR 2010**

	H.B. No.	Appr. No.	Appropriations	Expenditures and Transfers Out	Biennial Rollovers and Reappropriations to 2011	Lapse of Appropriations
<b><u>DEPARTMENT OF HEALTH AND SENIOR SERVICES</u></b>						
<b><u>Division of Community and Public Health</u></b>						
Champ W. Smith and Mary C. Smith Memorial Endowment Trust Fund (0873)						
CHILD W/SPECIAL NEEDS	10.645	7727	\$ 35,000.00	\$ 31,364.33	\$ ---	\$ 3,635.67
<b><u>DEPARTMENT OF NATURAL RESOURCES</u></b>						
Confederate Memorial Park Fund (0812)						
REFUND ACCOUNTS	06.390	3546	165.00	---	---	165.00
Subtotals			<u>35,165.00</u>	<u>31,364.33</u>	<u>---</u>	<u>3,800.67</u>
<b>Appropriated Transfers Out To:</b>						
General Revenue Fund (0101)	05.265	T822	31.00	31.00	---	---
General Revenue Fund (0101)	05.265	T853	75.00	75.00	---	---
General Revenue Fund (0101)	05.265	T968	5.00	5.00	---	---
Subtotals			<u>111.00</u>	<u>111.00</u>	<u>---</u>	<u>---</u>
Totals			<u>\$ 35,276.00</u>	<u>\$ 31,475.33</u>	<u>\$ ---</u>	<u>\$ 3,800.67</u>

**STATE OF MISSOURI  
SUMMARY OF APPROPRIATION ACTIVITY  
ENTERPRISE FUNDS  
FOR THE APPROPRIATION YEAR 2010**

	H.B. No.	Appr. No.	Appropriations	Expenditures and Transfers Out	Biennial Rollovers and Reappropriations to 2011	Lapse of Appropriations
<b><u>EXECUTIVE</u></b>						
<b><u>Attorney General</u></b>						
Petroleum Storage Tank Insurance Fund (0585)						
ATTORNEY GENERAL ST OWNED	13.130	3727	\$ 5,076.00	\$ 4,742.88	\$ ---	\$ 333.12
ATTORNEY GENERAL PS	12.195	4203	25,108.00	25,108.00	---	---
Lottery Enterprise Fund (0657)						
ATTORNEY GENERAL ST OWNED	13.130	2682	5,138.00	4,744.56	---	393.44
ATTORNEY GENERAL PS	12.195	3335	55,256.00	54,503.80	---	752.20
<b><u>OFFICE OF ADMINISTRATION</u></b>						
Federal Surplus Property Fund (0407)						
OA STATE OWNED	13.025	3749	27,952.00	17,289.08	---	10,662.92
<b><u>Division of Accounting</u></b>						
Federal Surplus Property Fund (0407)						
UNEMPLOYMENT BENEFITS	05.495	7430	2,507.00	---	---	2,507.00
State Fair Fees Fund (0410)						
UNEMPLOYMENT BENEFITS	05.495	5991	24,938.00	22,030.09	---	2,907.91
State Park Earnings Fund (0415)						
UNEMPLOYMENT BENEFITS	05.495	5992	27,466.00	27,464.63	---	1.37
Missouri Veterans' Homes Fund (0460)						
UNEMPLOYMENT BENEFITS	05.495	5993	315,880.00	315,878.12	---	1.88
Lottery Enterprise Fund (0657)						
UNEMPLOYMENT BENEFITS	05.495	6146	6,748.00	4,752.00	---	1,996.00
<b><u>Information Technology Services Division</u></b>						
Federal Surplus Property Fund (0407)						
OA IT CONSOLIDATION E&E	05.020	3605	12,642.00	2,800.85	---	9,841.15
Single-Purpose Animal Facilities Loan Program Fund (0408)						
MDA IT CONSOLIDATION PS	05.020	1341	428.00	428.00	---	---
MDA IT CONSOLIDATION E&E	05.020	1342	1,162.00	134.08	---	1,027.92
State Fair Fees Fund (0410)						
MDA IT CONSOLIDATION PS	05.020	1343	12,083.00	10,393.84	---	1,689.16
MDA IT CONSOLIDATION E&E	05.020	1344	9,704.00	1,310.36	---	8,393.64
Missouri Veterans' Homes Fund (0460)						
DPS IT CONSOLIDATION PS	05.020	1349	405,793.00	403,903.36	---	1,889.64
DPS IT CONSOLIDATION E&E	05.020	1350	542,839.00	440,267.80	---	102,571.20



Revenue Information Fund (0619)							
DOR IT CONSOLIDATION PS	05.020	2236	194,849.00	193,864.00	---	985.00	
DOR IT CONSOLIDATION E&E	05.020	2858	58,180.00	37,627.59	---	20,552.41	
DOR IT CNSL REPLM SYS E&E	05.020	4226	11,991,918.00	142,043.48	---	11,849,874.52	
Missouri Wine and Grape Fund (0787)							
MDA IT CONSOLIDATION PS	05.020	1991	6,362.00	4,459.34	---	1,902.66	
MDA IT CONSOLIDATION E&E	05.020	1993	8,787.00	2,772.45	---	6,014.55	

**Division of Facilities Management,  
Design and Construction**

Federal Surplus Property Fund (0407)							
ST SURPLUS PROPERTY FAC	17.270	3903	128,366.00	128,347.04	18.96	---	

**Division of Purchasing and Materials  
Management**

Federal Surplus Property Fund (0407)							
FIXED PRICE VEHICLE PRGM	05.045	0825	1,300,000.00	1,280,572.55	---	19,427.45	
SURPLUS PROPERTY PS	05.045	9347	792,055.00	645,045.61	---	147,009.39	
SURPLUS PROPERTY E&E	05.045	9348	402,000.00	284,096.68	---	117,903.32	
SURPLUS PROPERTY RECYCLE	05.050	9349	41,610.00	34,445.50	---	7,164.50	

**DEPARTMENT OF AGRICULTURE**

Single-Purpose Animal Facilities Loan Program Fund (0408)							
AGRICULTURE STATE OWNED	13.040	2544	3,864.00	3,812.76	---	51.24	
State Fair Fees Fund (0410)							
AGRICULTURE INSTIT	13.040	2178	467,177.00	467,177.00	---	---	

**Agric Business Development Division**

Single-Purpose Animal Facilities Loan Program Fund (0408)							
AG&SMALL BUS DEV AUTH PS	06.040	1790	106,883.00	95,191.82	---	11,691.18	
AG&SMALL BUS DEV AUTH E&E	06.040	1795	21,379.00	12,327.49	---	9,051.51	
Single-Purpose Animal Facilities Loan Guarantee Fund (0409)							
SINGL ANIMAL FAC LOAN PRG	06.050	6887	1.00	---	---	1.00	
Agricultural Product Utilization and Business Development Loan Guarantee Fund (0411)							
MO VALUE-ADDED LOAN PRG	06.060	6888	7,115.00	7,114.84	---	0.16	
Missouri Wine and Grape Fund (0787)							
WINE AND GRAPE BOARD E&E	06.030	2107	1,626,953.00	1,264,758.50	---	362,194.50	
WINE AND GRAPE BOARD PS	06.030	2130	206,616.00	180,786.72	---	25,829.28	

**STATE OF MISSOURI  
SUMMARY OF APPROPRIATION ACTIVITY  
ENTERPRISE FUNDS  
FOR THE APPROPRIATION YEAR 2010**

	H.B. No.	Appr. No.	Appropriations	Expenditures and Transfers Out	Biennial Rollovers and Reappropriations to 2011	Lapse of Appropriations
<b><u>Missouri State Fair</u></b>						
State Fair Fees Fund (0410)						
FUNDING TO START FAIR	06.115	0228	75,000.00	54,540.00	---	20,460.00
STATE FAIR ADMIN PS	06.110	0270	1,370,829.00	897,501.25	---	473,327.75
STATE FAIR ADMIN E&E	06.110	0274	2,726,645.00	2,143,440.76	---	583,204.24
STATE FAIR EQUIP REPLACE	06.120	1878	166,062.00	8,300.00	---	157,762.00
<b><u>DEPARTMENT OF NATURAL RESOURCES</u></b>						
State Park Earnings Fund (0415)						
SALES TAX GR REIMBURSE	06.395	2379	200,000.00	181,879.08	---	18,120.92
REFUND ACCOUNTS	06.390	2737	203,000.00	198,704.25	---	4,295.75
Natural Resources Revolving Services Fund (0425)						
DNR REVOLVING FUND	06.385	2132	3,344,744.00	1,269,328.52	---	2,075,415.48
SALES TAX GR REIMBURSE	06.395	3085	3,000.00	1,710.97	---	1,289.03
REFUND ACCOUNTS	06.390	3372	4,501.00	4,500.62	---	0.38
Historic Preservation Revolving Fund (0430)						
REFUND ACCOUNTS	06.390	3373	165.00	---	---	165.00
<b><u>Division of Environmental Quality</u></b>						
Petroleum Storage Tank Insurance Fund (0585)						
PETROLEUM RELATED ACT PS	06.300	0925	927,262.00	588,076.30	---	339,185.70
PETROLEUM REALTED ACT E&E	06.300	0926	162,426.00	89,898.46	---	72,527.54
<b><u>Petroleum Storage Tank Insurance Board</u></b>						
Petroleum Storage Tank Insurance Fund (0585)						
PETRO STORAGE TANK REFUND	06.295	2880	80,000.00	45,451.23	---	34,548.77
PETRO STORAGE TANK BD PS	06.295	3532	190,351.00	121,022.40	---	69,328.60
PETRO STORAGE TANK BD E&E	06.295	3533	2,101,000.00	1,332,121.11	---	768,878.89
PETRO STORAGE TANK INSUR	06.295	3534	19,000,000.00	16,595,715.52	---	2,404,284.48
<b><u>Environmental Improvement and Energy Resources</u></b>						
State Environmental Improvement Authority Fund (0654)						
EIERA	06.420	8029	1.00	---	---	1.00

**Department Operations**

State Park Earnings Fund (0415)

DEPT OPERATIONS E&E	06.200	2142	81,030.00	54,346.39	---	26,683.61
DT OP-CONTRACT AUDITS E&E	06.200	2293	30,000.00	7,452.00	---	22,548.00
Natural Resources Revolving Services Fund (0425)						
DEPT OPERATIONS PS	06.200	2141	40,228.00	40,228.00	---	---
DEPT OPERATIONS E&E	06.200	2143	6,616.00	612.15	---	6,003.85

**Energy Center**

Natural Resources Revolving Services

Fund (0425)

ENERGY CNTR OPERATING PS	06.205	4389	34,488.00	12,941.38	---	21,546.62
ENERGY CNTR OPERATING E&E	06.205	4390	1,500.00	10.79	---	1,489.21

**Division of Geology and Land Survey**

Natural Resources Revolving Services

Fund (0425)

DGLS OPERATION PS	06.215	1907	26,784.00	26,697.06	---	86.94
-------------------	--------	------	-----------	-----------	-----	-------

**Division of State Parks**

State Park Earnings Fund (0415)

M&R DNR STATEWIDE SPEF	17.305	0714	482,508.00	216,122.84	266,385.16	---
STATE PARKS CI	17.310	0732	173,259.00	121,721.63	51,537.37	---
STATE PARKS EXHIBITS	17.315	0741	92,750.00	62,534.34	30,215.66	---
STATE PARKS LAND	17.320	0742	1,819.00	175.00	1,644.00	---
STATE PARK OPERATION PS	06.315	1940	2,864,146.00	1,514,299.12	---	1,349,846.88
STATE PARK OPERATION E&E	06.315	1941	2,945,434.00	492,745.56	---	2,452,688.44
PARKS RESALE	06.335	1971	630,000.00	600,678.89	---	29,321.11
PARKS CONCESSIONS DEFAULT	06.340	1972	200,000.00	27,337.52	---	172,662.48
GIFTS TO PARKS	06.330	2392	447,911.00	272,797.61	---	175,113.39
STATE PARK GRANTS	06.345	2394	175,000.00	4,179.25	---	170,820.75
PAHETSI DEVELOPMENT	17.325	2883	350,000.00	---	350,000.00	---
LAND PURCHASES	17.320	3442	213,911.00	77,884.00	136,027.00	---
M&R PARK & CAMPGROUND FAC	17.305	3450	1,159,013.00	105,049.10	1,053,963.90	---
DNR ROADS PARKING TRAILS	17.305	4051	452,381.00	303,601.78	148,779.22	---
DNR SPENDING AUTHORITY	17.335	4054	107,553.00	10,737.45	96,815.55	---
DNR STATE PARKS EXHIBITS	17.315	4110	700,000.00	357.23	699,642.77	---
DNR SPENDING AUTHORITY	17.335	4116	529,847.00	195,524.03	334,322.97	---
DNR GENERAL CONSTRUCTION	17.310	4119	1,448,922.00	31,596.08	1,417,325.92	---
DNR WATER WASTE IMPROV	22.190	6595	2,000,000.00	---	2,000,000.00	---
DNR ROADS PARKING TRAILS	22.195	6596	780,000.00	---	780,000.00	---
DNR SPENDING AUTHORITY	22.210	6599	8,580,000.00	1,200,062.89	7,379,937.11	---
IMPROVEMENTS ST PARKS	22.215	6601	1,400,000.00	---	1,400,000.00	---
LAND PURCHASES ST PARK	22.220	6602	1,300,000.00	---	1,300,000.00	---
INTER EXHIBITS ST PARKS	22.225	6603	700,000.00	---	700,000.00	---

**STATE OF MISSOURI  
SUMMARY OF APPROPRIATION ACTIVITY  
ENTERPRISE FUNDS  
FOR THE APPROPRIATION YEAR 2010**

	H.B. No.	Appr. No.	Appropriations	Expenditures and Transfers Out	Biennial Rollovers and Reappropriations to 2011	Lapse of Appropriations
<b>Historic Preservation Revolving Fund (0430)</b>						
HISTORIC PRESERVATION PS	06.355	1885	224,816.00	161,688.85	---	63,127.15
HISTORIC PRESERVATION E&E	06.355	1886	34,169.00	15,579.16	---	18,589.84
HISTORIC PRESERV GRANTS	06.365	4168	1,707,243.00	841,566.01	---	865,676.99
HISTORIC PROPERTIES	22.200	6597	1,000,000.00	---	1,000,000.00	---
<b><u>DEPARTMENT OF PUBLIC SAFETY</u></b>						
<b>Missouri Veterans' Homes Fund (0460)</b>						
PUBLIC SAFETY STATE OWNED	13.065	2629	113,989.00	106,365.12	---	7,623.88
<b><u>Missouri Veterans' Commission</u></b>						
<b>Missouri Veterans' Homes Fund (0460)</b>						
VETERANS HOMES PS	08.195	2342	35,041,551.00	35,036,595.62	---	4,955.38
VETERANS HOMES E&E	08.195	2344	12,307,814.00	12,307,814.00	---	---
REFUNDS	08.195	4570	3,400,000.00	3,226,221.79	---	173,778.21
VETERANS HOMES OVERTIME	08.195	7110	2,423,654.00	1,975,513.51	---	448,140.49
ADMIN & SERVICE PS	08.185	8735	508,386.00	346,353.14	---	162,032.86
ADMIN & SERVICE E&E	08.185	8737	134,078.00	86,587.16	---	47,490.84
<b><u>DEPARTMENT OF REVENUE</u></b>						
<b><u>Fiscal Services</u></b>						
<b>Revenue Information Fund (0619)</b>						
POSTAGE	04.010	0081	199,611.00	199,611.00	---	---
FISCAL SERV E&E	04.010	1758	114,433.00	114,393.29	---	39.71
FISCAL SERV	04.010	1759	5,000.00	---	---	5,000.00
<b><u>Customer Services - MVDL</u></b>						
<b>Revenue Information Fund (0619)</b>						
CS MV-DL-CAB PS	04.007	1718	289,915.00	288,235.38	---	1,679.62
CS MV-DL-CAB E&E	04.007	1719	199,914.00	195,435.70	---	4,478.30
<b><u>Customer Services - Taxation</u></b>						
<b>Petroleum Storage Tank Insurance Fund (0585)</b>						
CUST SERV TAX PS	04.006	1704	26,527.00	24,486.00	---	2,041.00
CUST SERV TAX E&E	04.006	1705	1,127.00	---	---	1,127.00

**Missouri Lottery Commission**

## Lottery Enterprise Fund (0657)

LOTTERY STATE OWNED	13.020	2789	2,953.00	78.96	---	2,874.04
LOTTERY INSTIT	13.020	2835	130,435.00	130,435.00	---	---
LOTTERY LEASING	13.020	3307	438,280.00	342,189.40	---	96,090.60
LOTTERY COMMISSION PRIZES	04.165	6215	125,000,000.00	124,999,305.41	---	694.59
LOTTERY COMMISSION PS	04.160	9156	6,993,837.00	6,837,782.25	---	156,054.75
LOTTERY COMMISSION E&E	04.160	9157	31,253,502.00	30,963,139.25	---	290,362.75

## Subtotals

298,906,155.00	253,231,453.38	19,146,615.59	26,528,086.03
----------------	----------------	---------------	---------------

**Appropriated Transfers Out To:**

General Revenue Fund (0101)	05.265	T044	19,946.00	19,946.00	---	---
Natural Resources Cost Allocation Fund (0500)	06.405	T062	46,449.00	42,018.00	---	4,431.00
Natural Resources Cost Allocation Fund (0500)	06.405	T063	3,603.00	3,256.00	---	347.00
Natural Resources Cost Allocation Fund (0500)	06.405	T070	26,370.00	26,370.00	---	---
Natural Resources Cost Allocation Fund (0500)	06.410	T088	303,632.00	246,354.00	---	57,278.00
Natural Resources Cost Allocation Fund (0500)	06.410	T089	23,550.00	19,107.00	---	4,443.00
Natural Resources Cost Allocation Fund (0500)	06.410	T097	138,159.00	138,159.00	---	---
Missouri Consolidated Health Care Plan						
Benefit Fund (0765)	05.515	T131	925,782.00	522,108.84	---	403,673.16
Lottery Proceeds Fund (0291)	04.170	T275	260,000,000.00	255,030,946.00	---	4,969,054.00
General Revenue Fund (0101)	05.550	T285	2,526,184.00	1,276,788.13	---	1,249,395.87
Social Security Contributions Fund (0702)	05.450	T293	3,715,668.00	3,593,765.02	---	121,902.98
State Retirement Contributions Fund (0701)	05.465	T297	6,882,354.00	6,290,203.64	---	592,150.36
Missouri State Employees' Deferred						
Compensation Incentive Plan						
Administration Fund (0706)	05.480	T300	231,690.00	172,496.76	---	59,193.24
Missouri Consolidated Health Care Plan						
Benefit Fund (0765)	05.505	T304	13,968,442.00	12,990,237.20	---	978,204.80
Natural Resources Cost Allocation Fund (0500)	06.400	T320	369,988.00	289,688.00	---	80,300.00
Natural Resources Cost Allocation Fund (0500)	06.400	T322	28,696.00	22,467.00	---	6,229.00
Natural Resources Cost Allocation Fund (0500)	06.400	T327	123,261.00	123,261.00	---	---
Social Services and Other Sources Fund (0610)	05.055	T432	20,000.00	20,000.00	---	---
State Highways and Transportation						
Department Fund (0644)	04.150	T534	250,000.00	---	---	250,000.00
General Revenue Fund (0101)	05.250	T541	1.00	---	---	1.00
General Revenue Fund (0101)	05.255	T542	1.00	---	---	1.00
General Revenue Fund (0101)	05.265	T704	1,348.00	1,348.00	---	---
General Revenue Fund (0101)	05.265	T705	42,780.00	42,780.00	---	---
General Revenue Fund (0101)	05.265	T707	78,672.00	78,672.00	---	---
General Revenue Fund (0101)	05.265	T709	19,057.00	19,057.00	---	---

**STATE OF MISSOURI  
SUMMARY OF APPROPRIATION ACTIVITY  
ENTERPRISE FUNDS  
FOR THE APPROPRIATION YEAR 2010**

	H.B. No.	Appr. No.	Appropriations	Expenditures and Transfers Out	Biennial Rollovers and Reappropriations to 2011	Lapse of Appropriations
General Revenue Fund (0101)	05.265	T710	3,894.00	3,894.00	---	---
General Revenue Fund (0101)	05.265	T711	671,318.00	671,318.00	---	---
General Revenue Fund (0101)	05.265	T749	127,371.00	127,371.00	---	---
General Revenue Fund (0101)	05.265	T765	8,626.00	8,626.00	---	---
Subtotals			<u>290,556,842.00</u>	<u>281,780,237.59</u>	<u>---</u>	<u>8,776,604.41</u>
Totals			<u>\$ 589,462,997.00</u>	<u>\$ 535,011,690.97</u>	<u>\$ 19,146,615.59</u>	<u>\$ 35,304,690.44</u>

**STATE OF MISSOURI  
SUMMARY OF APPROPRIATION ACTIVITY  
INTERNAL SERVICE FUNDS  
FOR THE APPROPRIATION YEAR 2010**

	<u>H.B. No.</u>	<u>Appr. No.</u>	<u>Appropriations</u>	<u>Expenditures and Transfers Out</u>	<u>Biennial Rollovers and Reappropriations to 2011</u>	<u>Lapse of Appropriations</u>
<b><u>LEGISLATURE</u></b>						
<b><u>Senate</u></b>						
Senate Revolving Fund (0535) SENATE CONTINGENT EXP	12.500	4505	\$ 40,000.00	\$ ---	\$ ---	\$ 40,000.00
<b><u>House of Representatives</u></b>						
House of Representatives Revolving Fund (0520) HOUSE REVOLVING FUND	12.505	3165	45,000.00	11,681.14	---	33,318.86
<b><u>JUDICIARY</u></b>						
<b><u>Judicial Proceedings and Review</u></b>						
Supreme Court Publications Revolving Fund (0525) JUD PROCEED & REVIEW E&E	12.300	4506	150,000.00	73,801.85	---	76,198.15
<b><u>EXECUTIVE</u></b>						
<b><u>State Treasurer</u></b>						
Central Check Mailing Service Revolving Fund (0515)						
STATE TREASURER PS	12.150	0843	22,978.00	22,977.85	---	0.15
STATE TREASURER E&E	12.150	2212	225,000.00	103,202.88	---	121,797.12
<b><u>OFFICE OF ADMINISTRATION</u></b>						
State Facility Maintenance and Operation Fund (0501)						
OFFICE OF ADMINISTRATION	13.025	1066	279,295.00	238,967.82	---	40,327.18
OA STATE OWNED	13.025	2612	511,969.00	506,504.98	---	5,464.02
Office of Administration Revolving Administrative Trust Fund (0505)						
OFFICE OF ADMINISTRATION	13.025	1067	243,688.00	183,786.44	---	59,901.56
<b><u>Division of Accounting</u></b>						
Natural Resources Cost Allocation Fund (0500)						
UNEMPLOYMENT BENEFITS	05.495	6155	23,700.00	23,699.05	---	0.95
State Facility Maintenance and Operation Fund (0501)						
UNEMPLOYMENT BENEFITS	05.495	5994	79,411.00	79,409.18	---	1.82

DIFP Administrative Fund (0503)							
UNEMPLOYMENT BENEFITS	05.495	6715	284.00	283.20	---	0.80	
Office of Administration Revolving Administrative Trust Fund (0505)							
UNEMPLOYMENT BENEFITS	05.495	5999	43,341.00	4,000.00	---	39,341.00	
Working Capital Revolving Fund (0510)							
UNEMPLOYMENT BENEFITS	05.495	6000	9,055.00	7,997.36	---	1,057.64	
Economic Development Administrative Fund (0547)							
UNEMPLOYMENT BENEFITS	05.495	6673	5,862.00	1,195.78	---	4,666.22	
Professional Registration Fees Fund (0689)							
UNEMPLOYMENT BENEFITS	05.495	6006	5,120.00	5,118.28	---	1.72	
<b><u>Information Technology Services Division</u></b>							
Natural Resources Cost Allocation Fund (0500)							
DNR IT CONSOLIDATION PS	05.020	1351	2,797,597.00	2,411,023.66	---	386,573.34	
DNR IT CONSOLIDATION E&E	05.020	1360	4,354,768.00	2,507,992.56	---	1,846,775.44	
OA IT CONSOLIDATION PS	05.020	3655	1.00	---	---	1.00	
OA IT CONSOLIDATION E&E	05.020	3656	1.00	---	---	1.00	
State Facility Maintenance and Operation Fund (0501)							
OA IT CONSOLIDATION PS	05.020	3610	91,590.00	88,662.01	---	2,927.99	
OA IT CONSOLIDATION E&E	05.020	3611	144,274.00	106,786.79	---	37,487.21	
DIFP Administrative Fund (0503)							
DIFP IT CONSOLIDATION PS	05.020	3691	99,367.00	47,184.00	---	52,183.00	
DIFP IT CONSOLIDATION E&E	05.020	3692	24,336.00	6,164.38	---	18,171.62	
Office of Administration Revolving Administrative Trust Fund (0505)							
OA IT CONSOLIDATION PS	05.020	3601	6,443,034.00	5,835,782.47	---	607,251.53	
OA IT CONSOLIDATION E&E	05.020	3602	23,044,014.00	18,581,064.48	---	4,462,949.52	
TELECOM REVOLVING FUND	05.025	6334	30,005,000.00	27,283,144.20	---	2,721,855.80	
Working Capital Revolving Fund (0510)							
DOC IT CONSOLIDATION PS	05.020	1362	63,364.00	52,200.00	---	11,164.00	
DOC IT CONSOLIDATION E&E	05.020	1363	170,410.00	94,337.56	---	76,072.44	
Inmate Revolving Fund (0540)							
DOC IT CONSOLIDATION E&E	05.020	2253	10,469,380.00	3,468,481.38	---	7,000,898.62	
Social Services Administrative Trust Fund (0545)							
DSS IT CONSOLIDATION PS	05.020	1365	36,540.00	---	---	36,540.00	
DSS IT CONSOLIDATION E&E	05.020	1366	402,972.00	---	---	402,972.00	
Economic Development Administrative Fund (0547)							
DED IT CONSOLIDATION PS	05.020	1369	681,935.00	485,964.26	---	195,970.74	
DED IT CONSOLIDATION E&E	05.020	1371	1,128,197.00	55,234.28	---	1,072,962.72	
Professional Registration Fees Fund (0689)							
DIFP IT CONSOLIDATION PS	05.020	1615	304,838.00	287,918.26	---	16,919.74	
DIFP IT CONSOLIDATION E&E	05.020	1616	919,791.00	527,847.61	---	391,943.39	



**STATE OF MISSOURI  
SUMMARY OF APPROPRIATION ACTIVITY  
INTERNAL SERVICE FUNDS  
FOR THE APPROPRIATION YEAR 2010**

	H.B. No.	Appr. No.	Appropriations	Expenditures and Transfers Out	Biennial Rollovers and Reappropriations to 2011	Lapse of Appropriations
<b><u>Division of Facilities Management,</u></b>						
<b><u>Design and Construction</u></b>						
State Facility Maintenance and Operation Fund (0501)						
FM DC OPERATIONS E&E	05.075	2148	67,501,942.00	66,330,474.82	---	1,171,467.18
FM DC OPERATIONS PS	05.075	2605	18,902,878.00	18,277,334.99	---	625,543.01
FACILITY SERVICES	05.085	2607	708,871.00	290,694.30	---	418,176.70
MANSION DONATIONS	05.070	3046	30,000.00	11,059.79	---	18,940.21
Office of Administration Revolving Administrative Trust Fund (0505)						
MULTI TENANT ST OWN	13.030	2777	447,622.00	223,105.96	---	224,516.04
MULTI TENANT INSTIT	13.030	3741	279,767.00	98,978.53	---	180,788.47
MULTI TENANT	13.030	6194	123,233.00	123,232.31	---	0.69
OA-RATF EXPENDITURE	22.030	6536	1,228,000.00	648,302.77	579,697.23	---
CLASS ACTION SETTLEMENTS	22.050	6555	1.00	---	1.00	---
COST REIMBURSEMENT	22.055	6556	26,818.00	---	26,818.00	---
ENERGY CONSERVATION PRJS	22.065	6558	2,237,769.00	2,237,768.09	0.91	---
<b><u>Division of General Services</u></b>						
Office of Administration Revolving Administrative Trust Fund (0505)						
DIV OF GENERAL SERVS PS	05.090	4538	2,521,439.00	2,187,935.30	---	333,503.70
DIV OF GENERAL SERVS E&E	05.090	4540	889,728.00	569,313.47	---	320,414.53
REBILLABLE EXPENSES	05.110	6259	10,000,000.00	9,215,743.01	---	784,256.99
<b><u>Division of Personnel</u></b>						
Office of Administration Revolving Administrative Trust Fund (0505)						
DIV PERSONNEL E&E	05.030	2249	315,716.00	119,742.03	---	195,973.97
DIV PERSONNEL PS	05.030	8007	68,795.00	68,177.50	---	617.50
<b><u>Division of Purchasing and Materials</u></b>						
<b><u>Management</u></b>						
Office of Administration Revolving Administrative Trust Fund (0505)						
BID & PERFORM BOND REFUND	05.040	7349	2,312,000.00	2,188,045.50	---	123,954.50
<b><u>Governor's Council on Disability</u></b>						
Office of Administration Revolving Administrative Trust Fund (0505)						
GOV CNSL ON DISABILITY EE	05.140	3210	25,000.00	11,230.35	---	13,769.65

**Missouri Public Entity Risk Management**

Office of Administration Revolving Administrative  
Trust Fund (0505)

MOPERM PS	05.145	8471	645,169.00	615,745.44	---	29,423.56
MOPERM E&E	05.145	8472	61,847.00	18,133.80	---	43,713.20

**DEPARTMENT OF INSURANCE,  
FINANCIAL INSTITUTIONS AND  
PROFESSIONAL REGISTRATION**

DIFP Administrative Fund (0503)

DEPT ADMINISTRATION PS	07.400	3652	153,121.00	152,951.61	---	169.39
DEPT ADMINISTRATION E&E	07.400	3653	42,157.00	13,878.98	---	28,278.02

**Professional Registration**

Professional Registration Fees Fund (0689)

EXAMINATION & OTHER FEES	07.460	1010	88,000.00	59,773.20	---	28,226.80
PR ADMINISTRATION PS	07.460	1032	3,131,878.00	2,885,972.04	---	245,905.96
PR ADMINISTRATION E&E	07.460	2207	1,058,907.00	629,587.20	---	429,319.80
INSURANCE LEASING	13.055	3736	10,206.00	10,078.28	---	127.72
INSURANCE STATE OWNED	13.055	3737	193,134.00	193,133.88	---	0.12
PR REFUNDS	07.460	5407	40,349.00	40,304.00	---	45.00

**DEPARTMENT OF ECONOMIC DEVELOPMENT**

Economic Development Administrative  
Fund (0547)

DED LEASING	13.050	2471	1,177.00	1,176.34	---	0.66
DED STATE OWNED	13.050	2567	4,661.00	4,161.60	---	499.40

**Administrative Services**

Economic Development Administrative  
Fund (0547)

REFUNDS	07.005	0812	5,000.00	---	---	5,000.00
ADMINISTRATIVE SVS E&E	07.005	2174	651,292.00	484,465.61	---	166,826.39
ADMINISTRATIVE SVS PS	07.005	3614	567,537.00	400,180.44	---	167,356.56

**Business and Community Services**

Economic Development Administrative  
Fund (0547)

MO MANF EXT PARTNERSHIP	07.025	2024	1.00	---	---	1.00
SALES PS	07.015	2404	6,620.00	---	---	6,620.00
MARKETING PS	07.015	2430	42,680.00	---	---	42,680.00

**STATE OF MISSOURI  
SUMMARY OF APPROPRIATION ACTIVITY  
INTERNAL SERVICE FUNDS  
FOR THE APPROPRIATION YEAR 2010**

	<u>H.B. No.</u>	<u>Appr. No.</u>	<u>Appropriations</u>	<u>Expenditures and Transfers Out</u>	<u>Biennial Rollovers and Reappropriations to 2011</u>	<u>Lapse of Appropriations</u>
<b><u>DEPARTMENT OF MENTAL HEALTH</u></b>						
Mental Health Interagency Payments Fund (0109)						
REFUNDS	10.035	4417	100.00	---	---	100.00
Inmate Revolving Fund (0540)						
REFUNDS	10.035	4418	100.00	---	---	100.00
<b><u>Division of Alcohol and Drug Abuse</u></b>						
Inmate Revolving Fund (0540)						
ADA TREATMENT SVC	10.110	1047	3,999,560.00	3,146,170.77	---	853,389.23
<b><u>Division of Comprehensive Psychiatric Services</u></b>						
Mental Health Interagency Payments Fund (0109)						
ADULT COMMUNITY PROGRAM	10.210	1856	1,272,400.00	936,166.43	---	336,233.57
SRV CHILD DIV&DYS CLTS EE	10.230	2060	156,135.00	127,101.12	---	29,033.88
FULTON STATE HOSPITAL E&E	10.300	5273	250,000.00	219,886.24	---	30,113.76
PRN NURSING POOL PS	10.205	5862	748,614.00	234,064.71	---	514,549.29
<b><u>Division of Developmental Disabilities</u></b>						
Mental Health Interagency Payments Fund (0109)						
DFS CLIENTS	10.410	0399	5,443,549.00	3,072,523.43	---	2,371,025.57
<b><u>DEPARTMENT OF NATURAL RESOURCES</u></b>						
Natural Resources Cost Allocation Fund (0500)						
DNR STATE OWNED	13.045	2709	713,908.00	679,891.72	---	34,016.28
REFUND ACCOUNTS	06.390	2738	3,478.00	---	---	3,478.00
DNR LEASING	13.045	4307	1,187,532.00	1,084,099.18	---	103,432.82
<b><u>Department Operations</u></b>						
Natural Resources Cost Allocation Fund (0500)						
DEPT OPERATIONS PS	06.200	1813	2,516,962.00	2,370,588.82	---	146,373.18
DEPT OPERATIONS E&E	06.200	1815	591,571.00	444,440.23	---	147,130.77
<b><u>Water Resources Center</u></b>						
Natural Resources Cost Allocation Fund (0500)						
WATER RESOURCES PS	06.215	7012	45,345.00	31,232.40	---	14,112.60

**Division of Environmental Quality**

Natural Resources Cost Allocation Fund (0500)							
ENVIRONMENTAL QUALITY PS	06.215	1873	773,489.00	773,059.99	---	---	429.01
ENVIRONMENTAL QUALITY E&E	06.215	1879	317,069.00	95,625.20	---	---	221,443.80

**Division of Geology and Land Survey**

Natural Resources Cost Allocation Fund (0500)							
DGLS OPERATION PS	06.215	2402	90,129.00	86,776.36	---	---	3,352.64
DGLS OPERATION E&E	06.215	2409	4,198.00	4,198.00	---	---	---

**Division of State Parks**

Natural Resources Cost Allocation Fund (0500)							
STATE PARK OPERATION PS	06.315	1952	979,857.00	655,582.93	---	---	324,274.07
STATE PARK OPERATION E&E	06.315	1953	138,373.00	39,333.38	---	---	99,039.62

**Field Services Division**

Natural Resources Cost Allocation Fund (0500)							
FIELD SERVICES PS	06.215	2216	390,661.00	389,642.89	---	---	1,018.11

**DEPARTMENT OF PUBLIC SAFETY****Adjutant General**

Adjutant General Revolving Fund (0530)							
A G ARMORY RENTALS	08.275	4767	53,600.00	29,367.84	---	---	24,232.16

**DEPARTMENT OF SOCIAL SERVICES****Division of Finance and Administrative Services**

Social Services Administrative Trust Fund (0545)							
FINANCE & ADMIN SRVS PS	11.030	3115	3,966.00	---	---	---	3,966.00
FINANCE & ADMIN SRVS E&E	11.030	3116	317.00	---	---	---	317.00
CENTRALIZED INVENTORY SYS	11.030	3119	5,447,752.00	5,447,744.27	---	---	7.73

**DEPARTMENT OF CORRECTIONS**

Working Capital Revolving Fund (0510)							
CORRECTIONS INSTIT	13.085	2038	1,420,506.00	1,420,506.00	---	---	---
CORRECTIONS LEASING	13.085	6073	167,852.00	163,557.72	---	---	4,294.28
M&R MO VOCATIONAL ENTER	22.150	6587	113,513.00	21,467.24	---	92,045.76	---
ROOF MO VOCATIONAL ENTER	22.155	6588	377,535.00	---	---	377,535.00	---
OVERTIME-WCRF	09.070	7259	1.00	---	---	---	1.00
WORKFORCE READINESS E&E	09.225	7270	350,000.00	---	---	---	350,000.00
Inmate Revolving Fund (0540)							
RE-ENTRY E&E	09.010	5539	316,282.00	110,405.27	---	---	205,876.73

**STATE OF MISSOURI  
SUMMARY OF APPROPRIATION ACTIVITY  
INTERNAL SERVICE FUNDS  
FOR THE APPROPRIATION YEAR 2010**

	H.B. No.	Appr. No.	Appropriations	Expenditures and Transfers Out	Biennial Rollovers and Reappropriations to 2011	Lapse of Appropriations
<b><u>Division of Human Services</u></b>						
Inmate Revolving Fund (0540)						
DHS STAFF PS	09.040	6067	143,419.00	138,115.20	---	5,303.80
DHS STAFF E&E	09.040	6068	31,049.00	7,415.56	---	23,633.44
OVERTIME-IRF	09.070	7260	15,001.00	---	---	15,001.00
<b><u>Division of Offender Rehabilitative Services</u></b>						
Working Capital Revolving Fund (0510)						
VOCATIONAL ENTERPRIS E&E	09.230	2776	25,645,726.00	17,760,464.01	---	7,885,261.99
VOCATIONAL ENTERPRISES PS	09.230	2967	8,133,095.00	6,433,543.23	---	1,699,551.77
PRISON INDUSTRY ENHANCE	09.235	3155	866,486.00	---	---	866,486.00
<b><u>Division of Adult Institutions</u></b>						
Inmate Revolving Fund (0540)						
BOONVILLE CORR CTR	09.125	1083	33,876.00	---	---	33,876.00
OZARK CORR CTR PS	09.100	1996	332,994.00	176,545.43	---	156,448.57
TIPTON CORR CTR	09.160	6069	88,206.00	49,840.00	---	38,366.00
KC COMM RELEASE CTR	09.250	6072	47,423.00	42,450.20	---	4,972.80
CHILLICOTHE CORR CTR PS	09.120	6112	27,829.00	24,576.00	---	3,253.00
<b><u>Division of Probation and Parole</u></b>						
Inmate Revolving Fund (0540)						
RESIDENTIAL TRTMNT FAC	09.265	1467	4,989,458.00	4,497,890.10	---	491,567.90
ELECTRONIC MONITORING	09.270	2228	1,980,289.00	1,439,088.40	---	541,200.60
LOCAL SENTENCING	09.260	2302	1,087,115.00	517,876.64	---	569,238.36
DOC COMMAND CENTER PS	09.255	2921	542,932.00	454,386.66	---	88,545.34
P&P STAFF E&E	09.240	6071	7,944,155.00	6,823,853.34	---	1,120,301.66
Subtotals			276,972,834.00	231,162,571.76	1,076,097.90	44,734,164.34

**Appropriated Transfers Out To:**

Missouri Consolidated Health Care Plan							
Benefit Fund (0765)	05.515	T131	813,410.00	504,555.52	---	308,854.48	
General Revenue Fund (0101)	05.265	T133	1,901.00	1,901.00	---	---	
Legal Expense Fund (0692)	05.115	T234	25,000.00	---	---	25,000.00	
General Revenue Fund (0101)	05.550	T285	984,923.00	450,101.38	---	534,821.62	
Social Security Contributions Fund (0702)	05.450	T293	4,502,210.00	3,299,650.70	---	1,202,559.30	
State Retirement Contributions Fund (0701)	05.465	T297	7,554,599.00	6,114,617.23	---	1,439,981.77	
Missouri State Employees' Deferred							
Compensation Incentive Plan							
Administration Fund (0706)	05.480	T300	326,737.00	249,762.21	---	76,974.79	
Missouri Consolidated Health Care Plan							
Benefit Fund (0765)	05.505	T304	13,735,818.00	10,756,289.63	---	2,979,528.37	
General Revenue Fund (0101)	05.270	T308	1.00	---	---	1.00	
General Revenue Fund (0101)	05.230	T483	1.00	---	---	1.00	
General Revenue Fund (0101)	05.250	T541	497.00	496.40	---	0.60	
Office of Administration Revolving Administrative							
Trust Fund (0505)	05.255	T542	235,000.00	235,000.00	---	---	
General Revenue Fund (0101)	12.185	T548	54,236.00	54,233.54	---	2.46	
General Revenue Fund (0101)	05.265	T650	26,356.00	26,356.00	---	---	
General Revenue Fund (0101)	05.265	T712	88,816.00	88,816.00	---	---	
General Revenue Fund (0101)	05.265	T715	306,511.00	306,511.00	---	---	
General Revenue Fund (0101)	05.265	T716	840.00	840.00	---	---	
General Revenue Fund (0101)	05.265	T717	440.00	440.00	---	---	
General Revenue Fund (0101)	05.265	T718	1,350.00	1,350.00	---	---	
General Revenue Fund (0101)	05.265	T719	561.00	561.00	---	---	
General Revenue Fund (0101)	05.265	T720	138.00	138.00	---	---	
General Revenue Fund (0101)	05.265	T721	127,774.00	127,774.00	---	---	
General Revenue Fund (0101)	05.265	T722	41,617.00	41,617.00	---	---	
General Revenue Fund (0101)	05.265	T724	10,538.00	10,538.00	---	---	
General Revenue Fund (0101)	05.265	T812	34,838.00	34,838.00	---	---	
DIFP Administrative Fund (0503)	07.405	T896	222,264.00	162,061.62	---	60,202.38	
Licensed Social Workers Fund (0574)	07.545	T902	1,875.00	1,875.00	---	---	
Veterinary Medical Board Fund (0639)	07.545	T902	6,625.00	6,625.00	---	---	
Committee of Professional Counselors							
Fund (0672)	07.545	T902	4,000.00	4,000.00	---	---	
Subtotals			<u>29,108,876.00</u>	<u>22,480,948.23</u>	---	<u>6,627,927.77</u>	
Totals			<u>\$ 306,081,710.00</u>	<u>\$ 253,643,519.99</u>	<u>\$ 1,076,097.90</u>	<u>\$ 51,362,092.11</u>	

**STATE OF MISSOURI  
SUMMARY OF APPROPRIATION ACTIVITY  
AGENCY FUNDS  
FOR THE APPROPRIATION YEAR 2010**

	H.B. No.	Appr. No.	Appropriations	Expenditures and Transfers Out	Biennial Rollovers and Reappropriations to 2011	Lapse of Appropriations
<b><u>JUDICIARY</u></b>						
<b><u>Circuit Courts</u></b>						
Circuit Courts Escrow Fund (0718)						
CIRCUIT COURT DEBT OFFSET	12.350	1209	\$ 1,600,000.00	\$ 1,511,603.86	\$ ---	\$ 88,396.14
CIRCUIT CT DEBT OFFSET EE	12.350	1210	5,500.00	2,500.00	---	3,000.00
<b><u>Debt Offset Escrow Fund</u></b>						
Debt Offset Escrow Fund (0753)						
DEBT OFFSET ESCROW FUND	12.400	3023	1,350,000.00	1,110,660.37	---	239,339.63
<b><u>OFFICE OF ADMINISTRATION</u></b>						
<b><u>Division of Accounting</u></b>						
State Retirement Contributions Fund (0701)						
MOSERS EXPEND	21.145	5556	1,148,026.00	1,044,261.89	---	103,764.11
RETIREMENT SYSTEM CONTR	05.470	9179	256,362,701.00	248,242,883.33	---	8,119,817.67
Social Security Contributions (OASDI/Medicare) Fund (0702)						
OASDHI CONTRIBUTIONS	05.460	0136	157,362,475.00	151,169,262.66	---	6,193,212.34
OASDHI EXPND	21.135	5555	697,278.00	595,568.72	---	101,709.28
Missouri State Employees' Deferred Compensation Incentive Plan Administration Fund (0706)						
DEFERRED COMP PAYMENTS	05.490	0036	14,755,358.00	10,622,255.00	---	4,133,103.00
Missouri Consolidated Health Care Plan Benefit Fund (0765)						
MOCHCP CONTRIBUTIONS	05.510	1335	435,000,000.00	412,800,449.55	---	22,199,550.45
OPEB CONTRIBUTIONS	05.520	4089	46,674,172.00	18,118,208.62	---	28,555,963.38
COBRA REIMBURSE EXPD	21.105	5551	960,000.00	599,889.03	360,110.00	0.97
MCHCP EXPEND	21.155	5557	1,752,562.00	1,745,122.57	---	7,439.43
Missouri State Employees' Voluntary Life Insurance Fund (0910)						
VOLUNTARY LIFE INSURANCE	05.530	0045	4,102,660.00	3,895,120.66	---	207,539.34
<b><u>Division of Purchasing and Materials Management</u></b>						
Proceeds of Surplus Property Sales Fund (0710)						
SURPLUS PROP SALE PROCEED	05.060	1576	124,500.00	124,178.61	---	321.39

**DEPARTMENT OF AGRICULTURE**

**Division of Animal Health**

Agriculture Bond Trustee Fund (0756)

BOND TRUSTEE ACCOUNT	06.070	3120	135,000.00	---	---	135,000.00
----------------------	--------	------	------------	-----	-----	------------

**DEPARTMENT OF ECONOMIC DEVELOPMENT**

**Workforce Development**

Missouri Community College Job Retention

Training Program Fund (0717)

JOBS RETENTION TRG PRG	07.165	7151	10,000,000.00	8,145,995.71	---	1,854,004.29
------------------------	--------	------	---------------	--------------	-----	--------------

**DEPARTMENT OF HIGHER EDUCATION**

**Higher Education Administration**

Debt Offset Escrow Fund (0753)

LOAN PRGM REFUND OFFSET	03.140	2000	500,000.00	474,061.58	---	25,938.42
-------------------------	--------	------	------------	------------	-----	-----------

CC TAX REFUND OFFSET	03.155	3386	1,000,000.00	866,384.94	---	133,615.06
----------------------	--------	------	--------------	------------	-----	------------

Proprietary School Bond Fund (0760)

PROPRIETARY SCHOOL BOND	03.010	7986	100,000.00	---	---	100,000.00
-------------------------	--------	------	------------	-----	-----	------------

**State Colleges and Universities**

Debt Offset Escrow Fund (0753)

LINN STATE TECH COLLEGE	03.160	0076	30,000.00	---	---	30,000.00
-------------------------	--------	------	-----------	-----	-----	-----------

UNIVERSITY OF CENTRAL MO	03.165	2004	325,000.00	161,024.50	---	163,975.50
--------------------------	--------	------	------------	------------	-----	------------

SOUTHEAST MO STATE UNIV	03.170	2008	75,000.00	21,038.90	---	53,961.10
-------------------------	--------	------	-----------	-----------	-----	-----------

MO STATE UNIVERSITY	03.175	2011	325,000.00	187,602.71	---	137,397.29
---------------------	--------	------	------------	------------	-----	------------

LINCOLN UNIVERSITY	03.180	2014	75,000.00	15,405.34	---	59,594.66
--------------------	--------	------	-----------	-----------	-----	-----------

TRUMAN STATE UNIVERSITY	03.185	2017	75,000.00	3,124.80	---	71,875.20
-------------------------	--------	------	-----------	----------	-----	-----------

NORTHWEST MO STATE UNIV	03.190	2020	75,000.00	54,093.25	---	20,906.75
-------------------------	--------	------	-----------	-----------	-----	-----------

MO SOUTHERN ST UNIVERSITY	03.195	2023	75,000.00	12,233.94	---	62,766.06
---------------------------	--------	------	-----------	-----------	-----	-----------

MO WESTERN ST UNIVERSITY	03.200	2026	325,000.00	120,896.30	---	204,103.70
--------------------------	--------	------	------------	------------	-----	------------

HARRIS STOWE ST UNIV	03.205	2030	75,000.00	---	---	75,000.00
----------------------	--------	------	-----------	-----	-----	-----------

UNIV OF MISSOURI CAMPUSES	03.210	2034	200,000.00	---	---	200,000.00
---------------------------	--------	------	------------	-----	-----	------------

**DEPARTMENT OF HEALTH AND SENIOR SERVICES**

Debt Offset Escrow Fund (0753)

DEBT OFFSET ESCROW	10.615	0258	15,000.00	6,962.13	---	8,037.87
--------------------	--------	------	-----------	----------	-----	----------

**DEPARTMENT OF LABOR AND INDUSTRIAL RELATIONS**

**Division of Employment Security**

Debt Offset Escrow Fund (0753)

DEBT OFFSET ESCROW FUND	07.895	2146	4,750,000.00	3,089,937.85	---	1,660,062.15
-------------------------	--------	------	--------------	--------------	-----	--------------



**STATE OF MISSOURI  
SUMMARY OF APPROPRIATION ACTIVITY  
AGENCY FUNDS  
FOR THE APPROPRIATION YEAR 2010**

	<u>H.B. No.</u>	<u>Appr. No.</u>	<u>Appropriations</u>	<u>Expenditures and Transfers Out</u>	<u>Biennial Rollovers and Reappropriations to 2011</u>	<u>Lapse of Appropriations</u>
<b><u>DEPARTMENT OF MENTAL HEALTH</u></b>						
Debt Offset Escrow Fund (0753) REFUNDS	10.035	1837	70,000.00	13,430.94	---	56,569.06
<b><u>DEPARTMENT OF PUBLIC SAFETY</u></b>						
<b><u>Office of the Director</u></b>						
Program 1122 Fund (0720) PROGRAM 1122	08.035	3663	500,000.00	---	---	500,000.00
<b><u>Adjutant General</u></b>						
Missouri Military Family Relief Fund (0719) MO MILITARY FAMILY RELIEF	08.280	1173	189,500.00	94,340.00	---	95,160.00
MO MIL FAMILY RELIEF E&E	08.280	2925	10,500.00	1,821.02	---	8,678.98
<b><u>DEPARTMENT OF REVENUE</u></b>						
Debt Offset Escrow Fund (0753) DEBT OFFSET ST RECIPROCAL	14.050	6957	457,059.00	156,437.70	---	300,621.30
<b><u>Fiscal Services</u></b>						
American Cancer Society, Heartland Division, Inc. Fund (0700) INCOME TAX CHECK OFF DIST	04.145	7296	10,070.00	10,069.30	---	0.70
ALS Lou Gehrig's Disease Fund (0703) INCOME TAX CHECK OFF DIST	04.145	7297	4,600.00	4,599.33	---	0.67
American Lung Association of Missouri Fund (0704) INCOME TAX CHECK OFF DIST	04.145	7298	3,500.00	1,954.53	---	1,545.47
Muscular Dystrophy Association Fund (0707) INCOME TAX CHECK OFF DIST	04.145	7299	3,500.00	1,564.07	---	1,935.93
Arthritis Foundation Fund (0708) INCOME TAX CHECK OFF DIST	04.145	7300	2,500.00	1,332.83	---	1,167.17
National Multiple Sclerosis Society Fund (0709) INCOME TAX CHECK OFF DIST	04.145	7301	4,256.00	4,255.58	---	0.42
American Diabetes Association Gateway Area Fund (0713) INCOME TAX CHECK OFF DIST	04.145	7302	5,057.00	5,056.83	---	0.17

American Heart Association Fund (0714)							
INCOME TAX CHECK OFF DIST	04.145	7303	3,500.00	3,159.33	---	340.67	
March of Dimes Fund (0716)							
INCOME TAX CHECK OFF DIST	04.145	7304	3,500.00	3,333.59	---	166.41	
Debt Offset Escrow Fund (0753)							
DEBT OFFSET	04.105	3985	250,000.00	202,537.14	---	47,462.86	

**DEPARTMENT OF SOCIAL SERVICES**

**Family Support Division**

Debt Offset Escrow Fund (0753)						
DISTRIBUTION PASS THROUGH	11.175	1716	9,000,000.00	4,573,233.09	---	4,426,766.91
Subtotals			<u>950,567,774.00</u>	<u>869,817,852.10</u>	<u>360,110.00</u>	<u>80,389,811.90</u>

**Appropriated Transfers Out To:**

General Revenue Fund (0101)	05.265	T134	41.00	41.00	---	---
State Road Fund (0320)	21.100	T168	120,000.00	---	120,000.00	---
Conservation Commission Fund (0609)	21.100	T168	120,000.00	---	120,000.00	---
Missouri Consolidated Health Care Plan						
Benefit Fund (0765)	21.100	T168	960,000.00	---	960,000.00	---
General Revenue Fund (0101)	05.265	T311	56.00	56.00	---	---
General Revenue Fund (0101)	05.265	T312	24.00	24.00	---	---
General Revenue Fund (0101)	05.265	T313	10.00	10.00	---	---
General Revenue Fund (0101)	05.265	T314	9.00	9.00	---	---
General Revenue Fund (0101)	05.265	T339	7.00	7.00	---	---
General Revenue Fund (0101)	05.265	T340	21.00	21.00	---	---
General Revenue Fund (0101)	05.265	T341	33.00	33.00	---	---
General Revenue Fund (0101)	05.265	T342	26.00	26.00	---	---
General Revenue Fund (0101)	05.265	T343	24.00	24.00	---	---
Child Support Enforcement Fund (0169)	11.185	T492	118,450.00	101,262.40	---	17,187.60
Social Services and Other Sources Fund (0610)	11.185	T494	778,080.00	778,080.00	---	---
General Revenue Fund (0101)	12.180	T546	100,000.00	---	---	100,000.00
General Revenue Fund (0101)	05.265	T642	1,876.00	1,876.00	---	---
General Revenue Fund (0101)	05.265	T820	27,764.00	27,764.00	---	---
General Revenue Fund (0101)	05.265	T924	47,557.00	23,908.00	---	23,649.00
General Revenue Fund (0101)	05.065	T975	279,399.01	279,395.29	---	3.72
Vocational Rehabilitation Fund (0104)	05.065	T975	3,385.89	3,385.84	---	0.05
Elementary and Secondary Education						
Fund (0105)	05.065	T975	225.00	225.00	---	---
Labor and Industrial Relations Administrative						
Fund (0122)	05.065	T975	18,101.77	18,101.53	---	0.24
Revenue Fund (0132)	05.065	T975	1,113.61	1,113.59	---	0.02
Judiciary Fund (0137)	05.065	T975	207.68	207.68	---	---
Economic Development - Missouri Council						
on the Arts Fund (0138)	05.065	T975	266.46	266.46	---	---

**STATE OF MISSOURI  
SUMMARY OF APPROPRIATION ACTIVITY  
AGENCY FUNDS  
FOR THE APPROPRIATION YEAR 2010**

	H.B. No.	Appr. No.	Appropriations	Expenditures and Transfers Out	Biennial Rollovers and Reappropriations to 2011	Lapse of Appropriations
Natural Resources Fund (0140)	05.065	T975	3,820.69	3,820.64	---	0.05
Health Fund (0143)	05.065	T975	43,459.46	43,458.88	---	0.58
Mental Health Fund (0148)	05.065	T975	90.00	90.00	---	---
Transportation - Highway Safety Fund (0149)	05.065	T975	329.51	329.51	---	---
Public Safety Fund (0152)	05.065	T975	14,377.00	14,376.81	---	0.19
Homeland Security Fund (0154)	05.065	T975	106.22	106.22	---	---
Job Development and Training Fund (0155)	05.065	T975	5,022.34	5,022.27	---	0.07
OA Information Technology Fund (0165)	05.065	T975	1,521.18	1,521.16	---	0.02
Federal Drug Seizure Fund (0194)	05.065	T975	383.91	383.90	---	0.01
Community Service Commission Fund (0197)	05.065	T975	357.72	357.71	---	0.01
Compulsive Gamblers Fund (0249)	05.065	T975	90.00	90.00	---	---
Elevator Safety Fund (0257)	05.065	T975	131.48	131.48	---	---
Secretary of State's Technology Trust Fund Account Fund (0266)	05.065	T975	14,216.73	14,216.54	---	0.19
Missouri Air Emission Reduction Fund (0267)	05.065	T975	270.00	270.00	---	---
Statewide Court Automation Fund (0270)	05.065	T975	22,365.57	22,365.27	---	0.30
Gaming Commission Fund (0286)	05.065	T975	1,887.16	1,887.13	---	0.03
Animal Care Reserve Fund (0295)	05.065	T975	97.41	97.41	---	---
Livestock Brands Fund (0299)	05.065	T975	109.34	109.34	---	---
Veterans' Commission Capital Improvement Trust Fund (0304)	05.065	T975	1,350.02	1,350.00	---	0.02
Federal Surplus Property Fund (0407)	05.065	T975	180,796.35	180,793.95	---	2.40
State Park Earnings Fund (0415)	05.065	T975	57,708.42	57,707.65	---	0.77
Natural Resources Revolving Services Fund (0425)	05.065	T975	127,051.76	127,050.07	---	1.69
Missouri Veterans' Homes Fund (0460)	05.065	T975	1,130.03	1,130.01	---	0.02
Natural Resources Cost Allocation Fund (0500)	05.065	T975	6,043.89	6,043.81	---	0.08
State Facility Maintenance and Operation Fund (0501)	05.065	T975	493.12	493.11	---	0.01
Office of Administration Revolving Administrative Trust Fund (0505)	05.065	T975	309,885.74	309,881.62	---	4.12
Working Capital Revolving Fund (0510)	05.065	T975	89.73	89.73	---	---
Economic Development Administrative Fund (0547)	05.065	T975	264.36	264.36	---	---
Division of Finance Fund (0550)	05.065	T975	1,435.92	1,435.90	---	0.02
Insurance Dedicated Fund (0566)	05.065	T975	2,368.06	2,368.03	---	0.03
Natural Resources Protection - Water Pollution Permit Fee Subaccount Fund (0568)	05.065	T975	343.56	343.56	---	---

Petroleum Storage Tank Insurance Fund (0585)	05.065	T975	175.22	175.22	---	---
Natural Resources Protection - Air Pollution						
Permit Fee Subaccount Fund (0594)	05.065	T975	1,152.31	1,152.29	---	0.02
Public Service Commission Fund (0607)	05.065	T975	2,805.27	2,805.23	---	0.04
Conservation Commission Fund (0609)	05.065	T975	87.71	87.71	---	---
Social Services and Other Sources Fund (0610)	05.065	T975	272.26	272.26	---	---
Parks Sales Tax Fund (0613)	05.065	T975	54,169.73	54,169.01	---	0.72
Soil and Water Sales Tax Fund (0614)	05.065	T975	198.83	198.83	---	---
Merchandising Practices Revolving Fund (0631)	05.065	T975	109.49	109.49	---	---
State Highways and Transportation						
Department Fund (0644)	05.065	T975	17,889.79	17,889.55	---	0.24
Lottery Enterprise Fund (0657)	05.065	T975	1,998.91	1,998.88	---	0.03
Groundwater Protection Fund (0660)	05.065	T975	87.54	87.54	---	---
Petroleum Inspection Fund (0662)	05.065	T975	431.59	431.58	---	0.01
State Land Survey Program Fund (0668)	05.065	T975	109.49	109.49	---	---
Petroleum Violation Escrow Fund (0669)	05.065	T975	106.22	106.22	---	---
Hazardous Waste Fund (0676)	05.065	T975	235.85	235.85	---	---
Safe Drinking Water Fund (0679)	05.065	T975	110.72	110.72	---	---
Agriculture Business Development Fund (0683)	05.065	T975	90.00	90.00	---	---
Professional Registration Fees Fund (0689)	05.065	T975	8,066.03	8,065.92	---	0.11
Highway Patrol's Motor Vehicle and Aircraft						
Revolving Fund (0695)	05.065	T975	18,928.64	18,928.39	---	0.25
Meramec-Onondaga State Parks Fund (0698)	05.065	T975	814.14	814.13	---	0.01
Babler State Park Fund (0911)	05.065	T975	264.05	264.05	---	---
Mental Health Trust Fund (0926)	05.065	T975	8,600.11	8,600.00	---	0.11
General Revenue Fund (0101)	04.140	T989	2,500.00	15.38	---	2,484.62
			<u>3,493,478.00</u>	<u>2,150,140.60</u>	<u>1,200,000.00</u>	<u>143,337.40</u>
Subtotals						
			<u>\$ 954,061,252.00</u>	<u>\$ 871,967,992.70</u>	<u>\$ 1,560,110.00</u>	<u>\$ 80,533,149.30</u>
Totals						

**STATE OF MISSOURI  
SUMMARY OF APPROPRIATION ACTIVITY  
PRIVATE PURPOSE TRUST FUNDS  
FOR THE APPROPRIATION YEAR 2010**

	H.B. No.	Appr. No.	Appropriations	Expenditures and Transfers Out	Biennial Rollovers and Reappropriations to 2011	Lapse of Appropriations
<b><u>EXECUTIVE</u></b>						
<b><u>State Treasurer</u></b>						
Abandoned Fund Account Fund (0863)						
STATE TREASURER PS	12.150	0870	\$ 517,401.00	\$ 509,579.22	\$ ---	\$ 7,821.78
STATE TREASURER E&E	12.150	0872	98,600.00	70,721.26	---	27,878.74
AF ADVERTISING & AUCTIONS	12.150	1321	800,000.00	787,116.32	---	12,883.68
AF CLAIMS	12.160	3173	34,800,000.00	33,675,322.23	---	1,124,677.77
<b><u>DEPARTMENT OF HIGHER EDUCATION</u></b>						
<b><u>State Colleges and Universities</u></b>						
State Seminary Fund (0872)						
SEMINARY FUND INVESTMENTS	03.255	0633	3,000,000.00	1,065,830.00	---	1,934,170.00
<b><u>DEPARTMENT OF SOCIAL SERVICES</u></b>						
<b><u>Children's Division</u></b>						
Alternative Care Trust Fund (0905)						
FOSTER CARE CHILDRENS ACC	11.265	8181	12,000,000.00	11,538,292.50	---	461,707.50
Subtotals			<u>51,216,001.00</u>	<u>47,646,861.53</u>	---	<u>3,569,139.47</u>
<b>Appropriated Transfers Out To:</b>						
Missouri Consolidated Health Care Plan						
Benefit Fund (0765)	05.515	T131	23,665.00	5,792.43	---	17,872.57
General Revenue Fund (0101)	05.550	T285	1,500.00	749.76	---	750.24
Social Security Contributions Fund (0702)	05.450	T293	37,631.00	37,630.47	---	0.53
State Retirement Contributions Fund (0701)	05.465	T297	70,077.00	66,994.14	---	3,082.86
Missouri State Employees' Deferred						
Compensation Incentive Plan						
Administration Fund (0706)	05.480	T300	3,015.00	2,911.46	---	103.54
Missouri Consolidated Health Care Plan						
Benefit Fund (0765)	05.505	T304	177,157.00	128,558.95	---	48,598.05
General Revenue Fund (0101)	12.170	T547	33,635,984.00	33,292,325.34	---	343,658.66
General Revenue Fund (0101)	05.265	T852	817,659.00	817,659.00	---	---
Mental Health Trust Fund (0926)	10.040	T938	50,000.00	25,754.94	---	24,245.06
State Public School Fund (0817)	12.190	T973	1,532,818.00	1,532,817.07	---	0.93
Subtotals			<u>36,349,506.00</u>	<u>35,911,193.56</u>	---	<u>438,312.44</u>
Totals			<u>\$ 87,565,507.00</u>	<u>\$ 83,558,055.09</u>	<u>\$ ---</u>	<u>\$ 4,007,451.91</u>



**STATE OF MISSOURI**  
**NOTES TO THE APPROPRIATION ACTIVITY REPORT**  
**APPROPRIATION YEAR 2010**

---

**Note 3 – Court Ordered Desegregation**

The expenditures of the St. Louis Desegregation Plan are mandated by court order. Fiscal year 2010 is the last mandated payment obligation. The amounts paid for the current year and prior years are:

<u>Appropriation Year</u>	<u>Projected Expenditures</u>	<u>Expenditures</u>	<u>Lapses</u>
2010	\$ 9,000,000	\$ 9,000,000	\$ ---
2009	10,000,000	10,000,000	---
2008	11,000,000	11,000,000	---
2007	12,000,000	12,000,000	---
2006	13,000,000	13,000,000	---
2005	15,000,000	15,000,000	---
2004	16,500,000	16,500,000	---
2003	20,000,000	20,000,000	---
2002	20,000,000	20,000,000	---
2001	50,000,000	50,000,000	---
2000	53,500,000	53,476,585	23,415
1999	191,862,972	188,799,736	3,063,236
1998	158,800,000	147,021,949	11,778,051
1997	151,700,000	138,086,852	13,613,148
1996	153,700,000	148,291,471	5,408,529
1995	155,700,000	139,258,397	16,441,603
1994	147,600,000	134,202,695	13,397,305
1993	147,100,000	136,028,438	11,071,562
1992	144,600,000	137,189,737	7,410,263
1991	135,200,000	132,695,771	2,504,229
1990	135,000,000	122,161,135	12,838,865
1989	129,000,000	116,999,047	12,000,953
1988	107,200,000	93,957,886	13,242,114
1987	84,700,000	83,473,429	1,226,571
1986	74,800,000	66,300,504	8,499,496
1985	59,200,000	57,095,304	2,104,696
1984	40,400,000	37,424,743	2,975,257
1983	21,000,000	17,187,556	3,812,444
1982	13,500,000	13,140,216	359,784
1981	10,180,490	8,530,000	1,650,490

**STATE OF MISSOURI  
NOTES TO THE APPROPRIATION ACTIVITY REPORT  
APPROPRIATION YEAR 2010**

---

**Note 4 – General Fund**

The General Fund includes General Revenue Funds and Federal Funds.

Fund Number	Fund Name
<b>General Revenue Funds:</b>	
0100	Budget Reserve
0101	General Revenue
0108	Uncompensated Care
0113	Health Interagency Payments
0124	Facilities Maintenance Reserve
0128	State Property Preservation
0139	Intergovernmental Transfer
0142	Federal Reimbursement Allowance
0144	Pharmacy Reimbursement Allowance
0160	MO HealthNet Managed Care Organization Reimbursement Allowance
0161	Title XIX – Patient Placement
0164	State Treasurer’s General Operation
0169	Child Support Enforcement Collections
0172	Missouri Technology Investment
0173	Microenterprise Loan
0174	Missouri Water Development
0176	General Revenue Reimbursements
0177	Missouri Humanities Council Trust
0196	Nursing Facility Federal Reimbursement Allowance
0198	Post Closure
0603	Attorney General's Court Costs
0666	Attorney General's Anti-Trust
0686	State Elections Subsidy
0692	State Legal Expense
0933	Home & Community-Based Developmental Disability
0935	Energy Futures Fund
0936	Criminal Nonsupport Court Resources
0938	Missouri Senior Cadets
0939	Line of Duty Compensation
0940	Persistence to Graduation
0941	Volunteer & Parents Incentive
0942	Mo Preschool Plus Grant Prog
0943	Teacher Choice Compensation
0945	Foster Care Dog Fund
0966	Mo Job Creation and Fed Match
<b>Federal Funds:</b>	
0104-0199	<i>(excluding Fund Numbers listed above and 0109, 0131, 0134, and 0170)</i>
0610	Department of Social Services Federal & Other Sources
0663	Missouri Disaster
0697	Abandoned Mined Reclamation
0782	Justice Assistance Grant Program
0948	Unemployment Compensation Administration
2000-2082	Federal Budget Stabilization
2200-2296	Federal Stimulus

This reporting is consistent with Missouri's Comprehensive Annual Financial Report.



**STATE OF MISSOURI**  
**NOTES TO THE APPROPRIATION ACTIVITY REPORT**  
**APPROPRIATION YEAR 2010**

---

**Note 5 – General Revenue Fund**

Operational results for the General Revenue Fund (Fund 0101) for fiscal year 2010 are as follows:

<b>Revenues</b>	
Taxes	\$ 8,026,738,099
Licenses, Fees, and Permits	79,913,558
Sales, Services, Leases and Rentals	65,585,951
Contributions and Intergovernmental	9,545,526
Interest, Penalties, and Unclaimed Property	12,768,558
Refunds	23,108,720
Miscellaneous Revenues	26,033,495
Subtotal	<u>8,243,693,907</u>
Transfers In	<u>1,904,618,849</u>
Total Revenues and Transfers In	<u>10,148,312,756</u>
<b>Expenditures</b>	
Personal Service	1,047,859,237
Expense and Equipment	335,936,738
Capital Improvements	2,402,748
Program Specific	2,998,774,662
Refunds	1,469,256,100
Court Order Desegregation Payments	9,000,000
Subtotal	<u>5,863,229,485</u>
Transfers Out	<u>4,410,737,909</u>
Total Expenditures and Transfers Out	<u>10,273,967,394</u>
Excess Revenues and Transfers In	<u>\$ (125,654,638)</u>

**Note 6 – Refunds**

In fiscal year 2010, refunds in the amount of \$1,548,000,069 for all funds and \$1,469,256,100 for the general revenue funds are reported on a separate line on page 3 and page 5 of this report. Refunds are reported as program specific expenditures on all remaining pages.

**Note 7 – Debt Service**

Debt Service includes payments made by the Office of Administration for the General Obligation bonds, the Board of Public Building Bonds, and certain capital lease payments. Other debt payments are reported as operating costs of the department which pays them.