

STATE OF MISSOURI

APPROPRIATION ACTIVITY REPORT




APPROPRIATION YEAR 2013

**OFFICE OF ADMINISTRATION
DIVISION OF ACCOUNTING**

APPROPRIATION ACTIVITY REPORT

APPROPRIATION YEAR 2013



STATE OF MISSOURI

JEREMIAH W. (JAY) NIXON
GOVERNOR

DOUGLAS E. NELSON
COMMISSIONER
OFFICE OF ADMINISTRATION

STACY NEAL
DIRECTOR
DIVISION OF ACCOUNTING

Jeremiah W. (Jay) Nixon
Governor



Doug Nelson
Commissioner

State of Missouri
OFFICE OF ADMINISTRATION
Division of Accounting
570 Truman Building, 301 West High Street
Post Office Box 809
Jefferson City, Missouri 65102
(573) 751-2971
INTERNET: <http://www.oa.mo.gov/acct>
E-MAIL: acctmail@oa.mo.gov

Stacy Neal
Director

September 25, 2013

The Honorable Jeremiah W. (Jay) Nixon
Governor of Missouri
State Capitol
Jefferson City, Missouri 65101

Dear Governor Nixon:

I am pleased to submit the Appropriation Activity Report of the State of Missouri for the appropriation year July 1, 2012 through July 31, 2013.

This report, together with the annual combined financial report of the Missouri Department of Revenue and the Office of the State Treasurer, will fulfill the statutory requirements for financial reporting under Section 32.060 of the Missouri Revised Statutes.

These statements present a comparative analysis of revenues to expenditures and appropriations to expenditures for Appropriation Year 2013. This report also includes a detailed analysis of appropriations and expenditures by departments, fund groups, and major categories. This report is prepared on a budgetary (non-GAAP) basis of accounting. Under the budgetary basis of accounting, revenues are recorded when cash is received and expenditures when the liabilities for them are recorded.

Sincerely,

A handwritten signature in cursive script that reads "Stacy Neal".

Stacy Neal
Director

STATE OF MISSOURI
REVENUES - ALL FUNDS AND GENERAL REVENUE FUNDS
FOR FISCAL YEARS 2013 AND 2012

	Fiscal Year 2013		Fiscal Year 2012	
	All Funds	General Revenue Funds	All Funds	General Revenue Funds
<u>TAXES</u>				
Sales and Use Tax	\$ 3,150,147,553	\$ 1,897,067,525	\$ 3,091,965,370	\$ 1,873,305,715
Income Tax	6,843,541,225	6,837,455,604	6,283,854,258	6,277,360,378
Premium Tax	274,089,161	217,544,826	270,168,549	215,150,886
Commodity Tax	138,424,486	29,092,046	139,259,297	28,773,218
Corporation Franchise Tax	56,194,216	56,194,216	70,171,529	70,171,529
Motor Vehicle Fuel/Use Tax	708,917,043	---	708,778,158	---
Inheritance Tax	174,751	174,751	170,966	170,966
Miscellaneous Taxes	504,878,419	114,376,081	531,025,442	137,612,232
Total Taxes	11,676,366,854	9,151,905,049	11,095,393,569	8,602,544,924
<u>LICENSES, FEES AND PERMITS</u>				
Licenses and Permits	362,228,771	10,291,143	362,913,288	10,248,059
Collection Fees	26,739,482	26,739,132	26,292,020	26,284,521
Registration Fees	42,111,461	32,011,303	42,387,762	32,506,753
Regulatory Fees	63,928,186	1,039,250	65,153,099	1,005,087
Inspection Fees	10,155,070	32,806	10,707,254	36,555
Court Fees	40,544,604	13,199,298	41,058,636	13,395,875
Financial Institute Exam Fees	10,176,788	---	10,104,394	---
Miscellaneous Fees	118,655,998	1,488,134	123,207,646	2,709,104
Total Licenses, Fees and Permits	674,540,360	84,801,066	681,824,099	86,185,954
<u>SALES</u>				
Bond Sales	---	---	1,867,300	1,867,300
Working Capital Revolving Fund Sales	26,802,414	---	28,348,392	---
Lottery Sales	490,432,070	---	464,048,652	---
Sales	37,877,944	1,303,459	33,508,083	1,014,505
Total Sales	555,112,428	1,303,459	527,772,427	2,881,805
<u>LEASES AND RENTALS</u>				
Concessions and Recreational Rentals and Leases	2,598,927	---	2,488,287	---
Miscellaneous Leases and Rentals	29,495,428	12,226	29,009,338	41,840
Total Leases and Rentals	32,094,355	12,226	31,497,625	41,840

STATE OF MISSOURI
REVENUES - ALL FUNDS AND GENERAL REVENUE FUNDS
FOR FISCAL YEARS 2013 AND 2012

	Fiscal Year 2013		Fiscal Year 2012	
	All Funds	General Revenue Funds	All Funds	General Revenue Funds
<u>SERVICES</u>				
Medicaid Services	296,045,068	12,861,418	290,047,624	12,432,531
Medicare Services	5,359,704	796,368	7,544,088	1,751,776
Other Medical Services	2,170,578	2,141,589	2,792,739	2,780,441
Other Services	209,077	---	199,390	---
Interagency Services	251,034,029	510,557	225,264,127	562,607
Total Services	554,818,456	16,309,932	525,847,968	17,527,355
<u>CONTRIBUTIONS AND INTER- GOVERNMENTAL RECEIPTS</u>				
Federal Grants	9,466,555,648	1,413,620,108	9,752,376,564	1,456,048,902
Others	144,808,353	40,220,780	177,547,819	58,182,703
Total Contributions and Intergovernmental Receipts	9,611,364,001	1,453,840,888	9,929,924,383	1,514,231,605
<u>INTEREST, PENALTIES AND UNCLAIMED PROPERTIES</u>				
Interest	52,100,864	13,438,534	55,923,151	14,075,831
Penalties	72,774,219	52,134,592	16,777,598	5,621,727
Unclaimed Properties	96,121,298	275,248	81,362,115	62,754
Total Interest, Penalties and Unclaimed Properties	220,996,381	65,848,374	154,062,864	19,760,312
<u>REFUNDS</u>				
Medicare-Medicaid Refunds	639,370,093	25,748,183	507,643,669	10,524,944
School Refunds	9,599,734	6,295,290	10,011,946	4,183,121
Cost Reimbursements	958,828	958,828	846,638	846,638
Miscellaneous Refunds	8,844,891	1,236,255	13,776,247	2,370,846
Total Refunds	658,773,546	34,238,556	532,278,500	17,925,549
<u>MISCELLANEOUS RECEIPTS</u>				
Redeposit of Investment/ Loan Principal	69,702,572	---	65,010,778	---
Bond Account	9,214,123	9,213,617	8,968,358	8,968,358
Miscellaneous Receipts	668,232,826	212,286,939	759,083,269	276,801,741
Total Miscellaneous Receipts	747,149,521	221,500,556	833,062,405	285,770,099
TOTAL REVENUES	\$ 24,731,215,902	\$ 11,029,760,106	\$ 24,311,663,840	\$ 10,546,869,443

The notes are an integral part of this report.

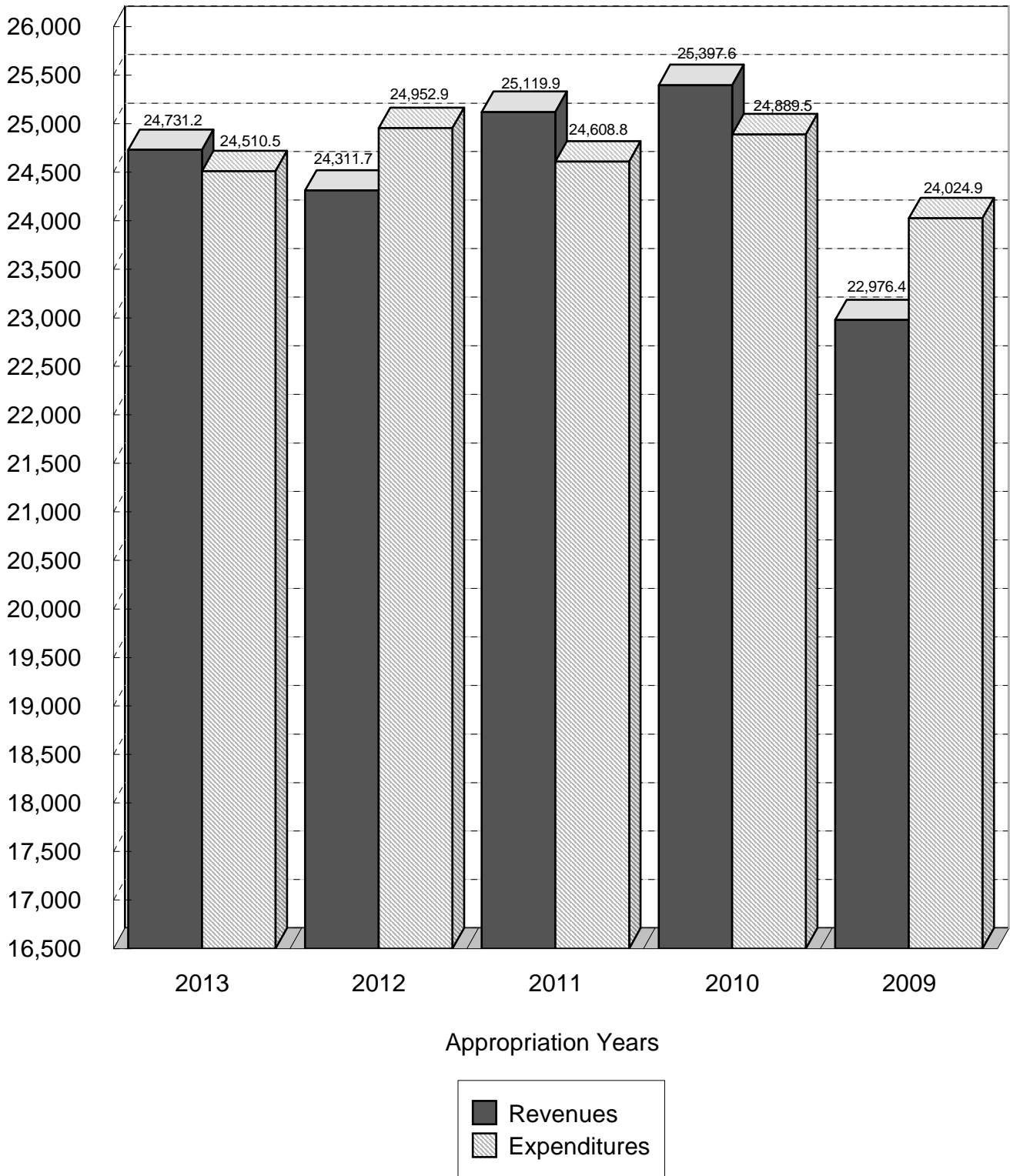
STATE OF MISSOURI
SCHEDULE OF REVENUES, EXPENDITURES AND TRANSFERS
FOR THE PAST FIVE YEARS - ALL FUNDS

	Fiscal Year 2013	Fiscal Year 2012	Fiscal Year 2011	Fiscal Year 2010	Fiscal Year 2009
<u>REVENUES AND TRANSFERS IN</u>					
Revenues					
Taxes	\$ 11,676,366,854	\$ 11,095,393,569	\$ 10,795,768,005	\$ 10,511,717,815	\$ 11,079,619,036
Licenses, Fees and Permits	674,540,360	681,824,099	670,482,129	667,163,298	678,920,364
Sales, Services, Leases and Rentals	1,142,025,239	1,083,250,720	1,017,919,476	958,541,182	974,305,540
Bond Sale Proceeds	---	1,867,300	74,305,146	1,107,698,801	135,638,581
Contributions and Intergovernmental	9,611,364,001	9,929,924,383	11,159,946,535	10,850,094,418	8,798,939,700
Interest, Penalties and Unclaimed Properties	220,996,381	154,062,864	135,212,177	151,186,706	198,192,207
Refunds	658,773,546	532,278,500	508,238,109	370,777,202	311,552,295
Miscellaneous Revenues	747,149,521	833,062,405	758,058,923	780,438,578	799,185,777
Total Revenues	24,731,215,902	24,311,663,840	25,119,930,500	25,397,618,000	22,976,353,500
Total Transfers In	8,570,416,890	8,753,799,811	8,319,448,292	9,047,471,034	8,400,881,543
Total Revenues and Transfers In	\$ 33,301,632,792	\$ 33,065,463,651	\$ 33,439,378,792	\$ 34,445,089,034	\$ 31,377,235,043

	Appropriation Year 2013	Appropriation Year 2012	Appropriation Year 2011	Appropriation Year 2010	Appropriation Year 2009
<u>EXPENDITURES AND TRANSFERS OUT</u>					
Expenditures					
Personal Service Expense and Equipment	\$ 3,019,378,816	\$ 3,000,102,241	\$ 3,073,022,515	\$ 3,149,671,871	\$ 3,118,954,791
Capital Improvements	1,568,000,379	1,568,688,765	1,528,495,649	1,545,065,039	1,656,264,240
Program Specific	970,109,216	1,218,609,221	1,319,205,597	1,398,430,086	1,299,151,593
Refunds (Note 6)	17,691,109,151	17,806,151,192	17,262,275,989	17,239,375,289	16,427,546,245
Court Ordered Desegregation Payments (Note 3)	---	---	---	9,000,000	10,000,000
Total Expenditures	24,510,543,725	24,952,863,104	24,608,785,560	24,889,542,354	24,024,896,987
Transfers Out	8,570,416,890	8,753,799,811	8,319,448,292	9,047,471,034	8,400,881,543
Total Expenditures and Transfers Out	33,080,960,615	33,706,662,915	32,928,233,852	33,937,013,388	32,425,778,530
Excess Revenues and Transfers In (Expenditures and Transfers Out)	\$ 220,672,177	\$ (641,199,264)	\$ 511,144,940	\$ 508,075,646	\$ (1,048,543,487)

The notes are an integral part of this report.

STATE OF MISSOURI
CHART OF REVENUES AND EXPENDITURES
FOR THE PAST FIVE YEARS - ALL FUNDS
Millions of Dollars

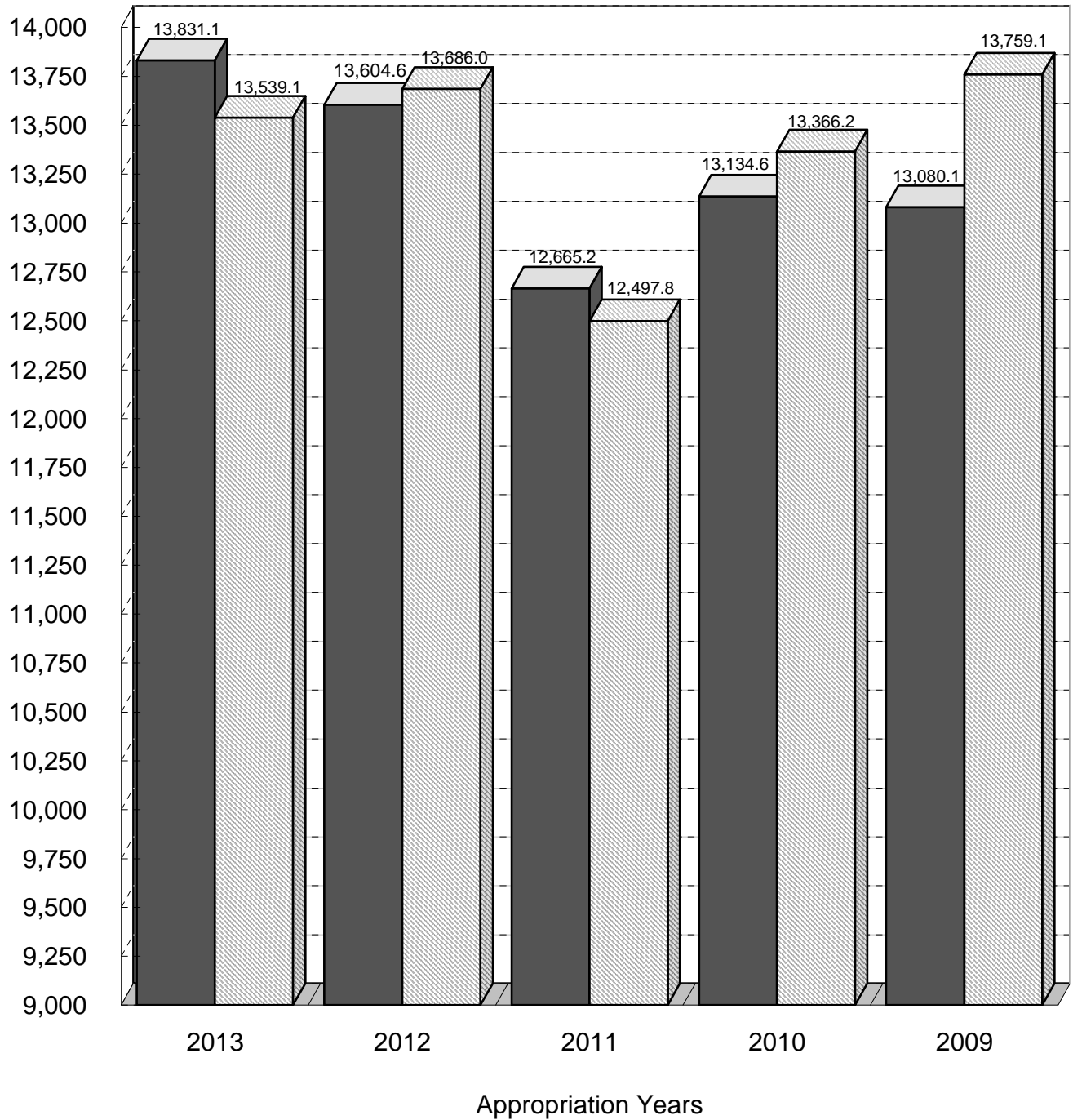


STATE OF MISSOURI
SCHEDULE OF REVENUES, EXPENDITURES AND TRANSFERS
FOR THE PAST FIVE YEARS - GENERAL REVENUE FUNDS

	Fiscal Year 2013	Fiscal Year 2012	Fiscal Year 2011	Fiscal Year 2010	Fiscal Year 2009
<u>REVENUES AND TRANSFERS IN</u>					
Revenues					
Sales and Use Tax	\$ 1,897,067,525	\$ 1,873,305,715	\$ 1,809,696,986	\$ 1,791,663,893	\$ 1,883,719,016
Individual Income Tax	6,367,970,826	5,844,777,719	5,632,878,559	5,483,967,088	5,935,098,254
Corporate Income Tax	469,484,778	432,582,659	455,662,447	408,935,797	434,038,279
County Foreign Insurance Tax	191,233,043	191,896,668	210,996,440	194,348,032	203,798,991
Liquor Taxes and Licenses	26,075,287	25,579,812	25,351,064	27,946,833	26,892,668
Beer Taxes and Licenses	8,044,713	8,151,881	8,222,901	8,286,676	8,849,672
Corporation Franchise Tax	56,194,216	70,171,529	81,733,747	93,155,521	94,337,368
Inheritance Tax	174,751	170,966	2,117,783	263,642	3,068,343
Miscellaneous Taxes	140,687,865	160,866,450	122,844,631	109,702,653	79,733,297
Interest on Deposits and Investments	13,438,534	14,075,831	15,506,594	21,197,143	55,730,046
Licenses, Fees and Permits	79,773,111	81,227,479	79,927,136	75,251,063	73,221,093
Sales, Services, Leases and Rentals	17,625,617	20,451,000	56,049,265	65,604,354	95,163,024
Refunds	34,238,556	17,925,549	20,809,911	23,144,030	19,564,464
All Other Sources	1,727,751,284	1,805,686,185	1,668,775,747	1,623,731,883	1,584,952,390
Total Revenues	11,029,760,106	10,546,869,443	10,190,573,211	9,927,198,608	10,498,166,905
Total Transfers In	2,801,368,525	3,057,687,283	2,474,634,984	3,207,377,111	2,581,970,810
Total Revenues and Transfers In	\$ 13,831,128,631	\$ 13,604,556,726	\$ 12,665,208,195	\$ 13,134,575,719	\$ 13,080,137,715
	Appropriation Year 2013	Appropriation Year 2012	Appropriation Year 2011	Appropriation Year 2010	Appropriation Year 2009
<u>EXPENDITURES AND TRANSFERS OUT</u>					
Expenditures					
Personal Service Expense and Equipment	\$ 986,130,554	\$ 988,458,589	\$ 1,025,401,268	\$ 1,057,506,102	\$ 1,151,637,819
Capital Improvements	399,485,603	401,579,751	379,982,153	353,865,016	427,271,547
Program Specific	22,839,825	28,222,502	18,190,769	23,372,564	50,896,844
Refunds (Note 6)	5,074,816,425	5,184,738,150	4,844,377,736	4,657,605,393	4,834,395,969
Refunds (Note 6)	1,181,401,043	1,280,851,190	1,339,087,605	1,469,256,100	1,440,854,291
Court Ordered Desegregation Payments (Note 3)	---	---	---	9,000,000	10,000,000
Total Expenditures	7,664,673,450	7,883,850,182	7,607,039,531	7,570,605,175	7,915,056,470
Transfers Out	5,874,428,432	5,802,128,893	4,890,764,454	5,795,590,817	5,844,082,218
Total Expenditures and Transfers Out	13,539,101,882	13,685,979,075	12,497,803,985	13,366,195,992	13,759,138,688
Excess Revenues and Transfers In (Expenditures and Transfers Out)	\$ 292,026,749	\$ (81,422,349)	\$ 167,404,210	\$ (231,620,273)	\$ (679,000,973)

The notes are an integral part of this report.

STATE OF MISSOURI
CHART OF REVENUES, EXPENDITURES AND TRANSFERS
FOR THE PAST FIVE YEARS - GENERAL REVENUE FUNDS
Millions of Dollars



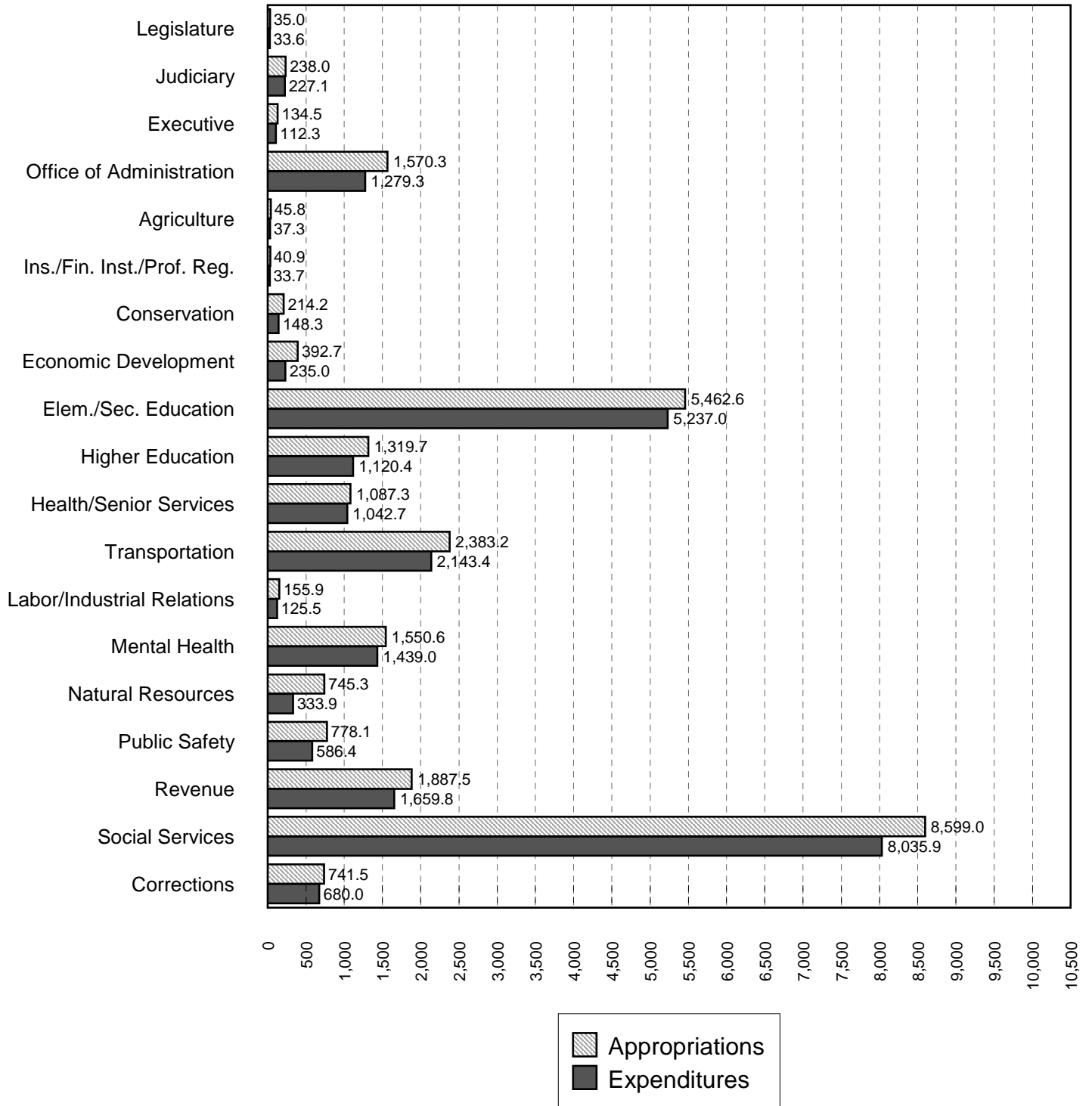
■ Revenues and Transfers
▨ Expenditures and Transfers

STATE OF MISSOURI
SUMMARY OF APPROPRIATION ACTIVITY BY DEPARTMENT
ALL FUNDS
FOR THE APPROPRIATION YEAR 2013

	Appropriations	Expenditures and Transfers Out June 30, 2013	Lapse Period Corrections and Transfers Out	Total Expenditures and Transfers Out	Reappropriations to 2014	Lapse of Appropriations
Legislature	\$ 34,973,781.00	\$ 33,587,420.73	\$ ---	\$ 33,587,420.73	\$ ---	\$ 1,386,360.27
Judiciary	237,968,029.00	227,091,719.01	(2,157.97)	227,089,561.04	---	10,878,467.96
Executive	134,456,910.00	112,267,680.67	(3,612.54)	112,264,068.13	---	22,192,841.87
Office of Administration	1,570,332,080.94	1,279,263,667.22	(3,553.39)	1,279,260,113.83	36,632,021.00	254,439,946.11
Agriculture	45,769,563.27	37,313,381.21	82.35	37,313,463.56	647,785.00	7,808,314.71
Insurance, Financial Institutions and Professional Registration	40,879,053.00	33,726,674.68	455.47	33,727,130.15	---	7,151,922.85
Conservation	214,157,665.68	148,322,645.65	(4,743.67)	148,317,901.98	18,000,000.00	47,839,763.70
Economic Development	392,693,705.63	234,987,433.15	---	234,987,433.15	---	157,706,272.48
Elementary and Secondary Education	5,462,630,424.86	5,237,032,567.68	(1,835.69)	5,237,030,731.99	1,175,437.00	224,424,255.87
Higher Education	1,319,698,630.87	1,120,399,867.88	139.79	1,120,400,007.67	---	199,298,623.20
Health and Senior Services	1,087,292,755.09	1,042,701,426.83	937.12	1,042,702,363.95	---	44,590,391.14
Transportation	2,383,223,337.00	2,143,438,921.18	(641.98)	2,143,438,279.20	---	239,785,057.80
Labor and Indus- trial Relations	155,855,802.80	125,503,352.10	(315.67)	125,503,036.43	---	30,352,766.37
Mental Health	1,550,583,632.60	1,438,965,211.14	412.81	1,438,965,623.95	8,727,151.00	102,890,857.65
Natural Resources	745,251,333.69	333,890,379.46	452.97	333,890,832.43	50,089,286.00	361,271,215.26
Public Safety	778,081,521.35	586,391,570.19	63.82	586,391,634.01	37,503,563.00	154,186,324.34
Revenue	1,887,520,710.00	1,659,783,452.89	(1,535.93)	1,659,781,916.96	---	227,738,793.04
Social Services	8,598,953,199.66	8,035,860,835.97	(2,286.82)	8,035,858,549.15	1,368,567.00	561,726,083.51
Corrections	741,496,262.19	680,035,238.46	(1,581.18)	680,033,657.28	13,172,434.00	48,290,170.91
Subtotals	27,381,818,398.63	24,510,563,446.10	(19,720.51)	24,510,543,725.59	167,316,244.00	2,703,958,429.04
Appropriated Transfers Out	8,917,106,510.94	8,570,418,322.18	(1,432.65)	8,570,416,889.53	---	346,689,621.41
Totals	<u>\$ 36,298,924,909.57</u>	<u>\$ 33,080,981,768.28</u>	<u>\$ (21,153.16)</u>	<u>\$ 33,080,960,615.12</u>	<u>\$ 167,316,244.00</u>	<u>\$ 3,050,648,050.45</u>

The notes are an integral part of this report.

STATE OF MISSOURI
CHART OF APPROPRIATIONS AND EXPENDITURES BY DEPARTMENT
ALL FUNDS
FOR THE APPROPRIATION YEAR 2013
Millions of Dollars

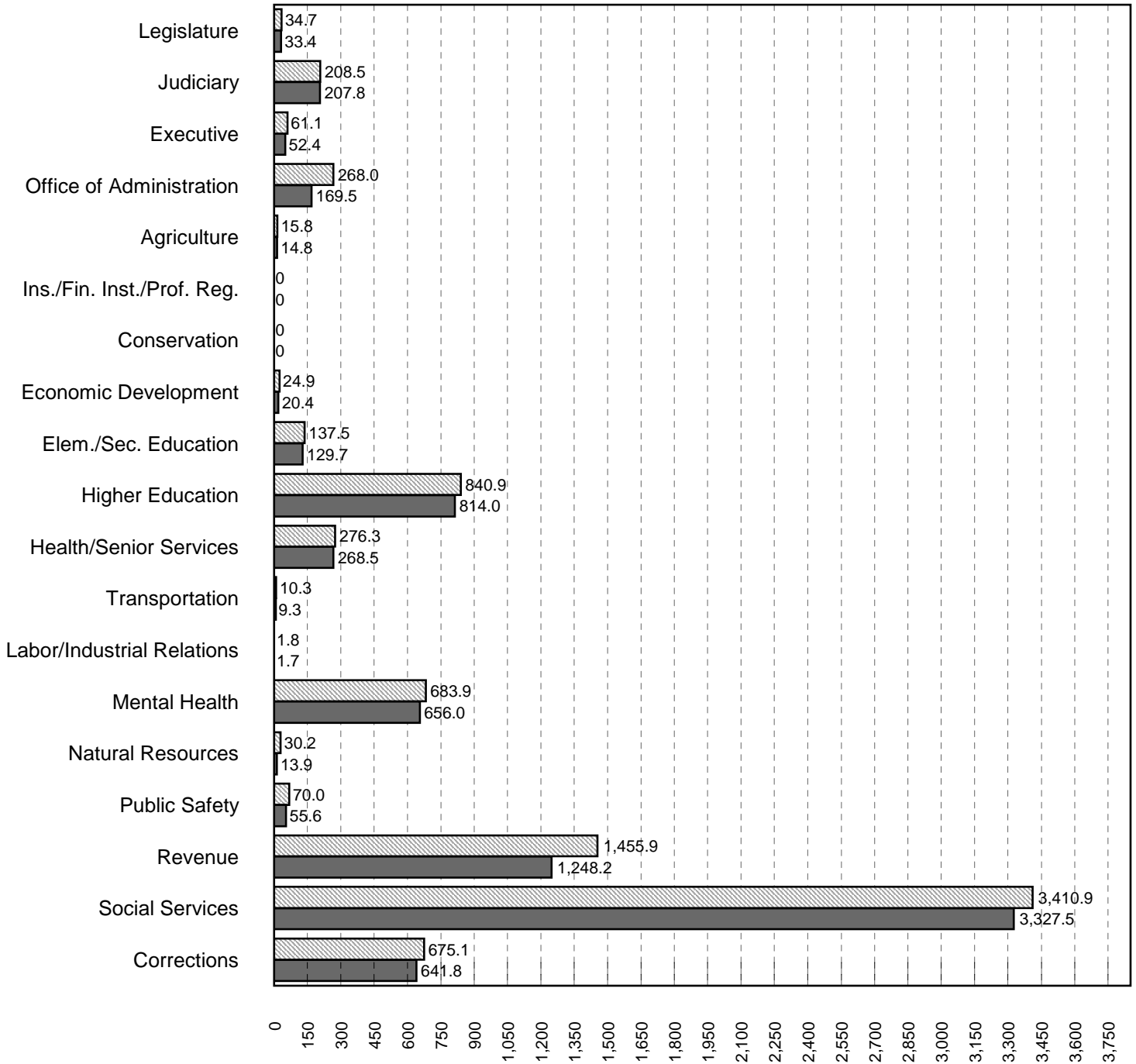


STATE OF MISSOURI
SUMMARY OF APPROPRIATION ACTIVITY BY DEPARTMENT
GENERAL REVENUE FUNDS
FOR THE APPROPRIATION YEAR 2013

	Appropriations	Expenditures and Transfers Out June 30, 2013	Lapse Period Corrections and Transfers Out	Total Expenditures and Transfers Out	Reappropriations to 2014	Lapse of Appropriations
Legislature	\$ 34,681,272.00	\$ 33,442,845.87	\$ ---	\$ 33,442,845.87	\$ ---	\$ 1,238,426.13
Judiciary	208,477,701.00	207,831,606.90	(2,157.97)	207,829,448.93	---	648,252.07
Executive	61,065,392.00	52,448,246.17	(2,225.26)	52,446,020.91	---	8,619,371.09
Office of Administration	268,014,310.65	169,465,031.51	(795.98)	169,464,235.53	36,632,021.00	61,918,054.12
Agriculture	15,814,848.08	14,800,071.22	---	14,800,071.22	647,785.00	366,991.86
Insurance, Financial Institutions and Professional Registration	---	---	---	---	---	---
Conservation	---	---	---	---	---	---
Economic Development	24,940,315.00	20,429,623.04	---	20,429,623.04	---	4,510,691.96
Elementary and Secondary Education	137,492,590.00	129,665,016.41	(1,776.60)	129,663,239.81	1,161,842.00	6,667,508.19
Higher Education	840,939,241.00	813,990,189.51	139.79	813,990,329.30	---	26,948,911.70
Health and Senior Services	276,310,086.00	268,459,133.35	481.27	268,459,614.62	---	7,850,471.38
Transportation	10,344,129.00	9,300,805.00	---	9,300,805.00	---	1,043,324.00
Labor and Indus- trial Relations	1,826,242.00	1,717,708.98	---	1,717,708.98	---	108,533.02
Mental Health	683,912,883.60	656,011,409.21	(1,034.91)	656,010,374.30	8,727,151.00	19,175,358.30
Natural Resources	30,169,159.49	13,851,690.81	58,766.33	13,910,457.14	---	16,258,702.35
Public Safety	69,995,682.81	55,639,929.43	0.01	55,639,929.44	61,732.00	14,294,021.37
Revenue	1,455,934,431.00	1,248,238,653.28	(2,105.79)	1,248,236,547.49	---	207,697,883.51
Social Services	3,410,903,047.50	3,328,170,226.89	(632,101.50)	3,327,538,125.39	1,202,664.00	82,162,258.11
Corrections	675,064,043.19	641,793,298.15	774.25	641,794,072.40	13,172,434.00	20,097,536.79
Subtotals	8,205,885,374.32	7,665,255,485.73	(582,036.36)	7,664,673,449.37	61,605,629.00	479,606,295.95
Appropriated Transfers Out	5,972,605,235.00	5,874,407,947.73	20,484.49	5,874,428,432.22	---	98,176,802.78
Totals	<u>\$ 14,178,490,609.32</u>	<u>\$ 13,539,663,433.46</u>	<u>\$ (561,551.87)</u>	<u>\$ 13,539,101,881.59</u>	<u>\$ 61,605,629.00</u>	<u>\$ 577,783,098.73</u>

The notes are an integral part of this report.

STATE OF MISSOURI
CHART OF APPROPRIATIONS AND EXPENDITURES BY DEPARTMENT
GENERAL REVENUE FUNDS
FOR THE APPROPRIATION YEAR 2013
Millions of Dollars



Appropriations
 Expenditures

**STATE OF MISSOURI
OPERATING COSTS AND FLOW THROUGH PAYMENTS BY DEPARTMENT
ALL FUNDS
APPROPRIATION YEAR 2013**

Each year State departments receive appropriations. These appropriations include expenditures to operate the department, expenditures made for the benefit of other departments, and distributions to other entities such as local governments or school districts. The "operating costs" are the expenditures made from the department's appropriations which are used to provide that department's services. The "flow through payments" includes expenditures used to fund other entities' or other departments' expenses and distributions to individuals, other entities, or other departments for ultimate expenditure.

An analysis of an agency's operating costs gives a better indication of its effectiveness because operating costs are directly controlled by the agency's management. Flow through payments are normally the result of statutory or grant requirements. The spending of these moneys is more directly controlled by the entity or department which receives the flow through moneys.

The schedule on the following page shows that the moneys appropriated to an agency are not totally used for operation of that agency. This schedule shows appropriated expenditures for appropriation year 2013. However, these figures do not include appropriated expenditures of \$1,235,798,448.52 for refunds for overpayment of taxes and fees or investment of State money.

Expenditures for retirement, social security, health care, reimbursements to Employment Security, and statewide insurance in the amount of \$831,722,737.67 have been allocated to the various departments. Most of the funding was appropriated to the Office of Administration.

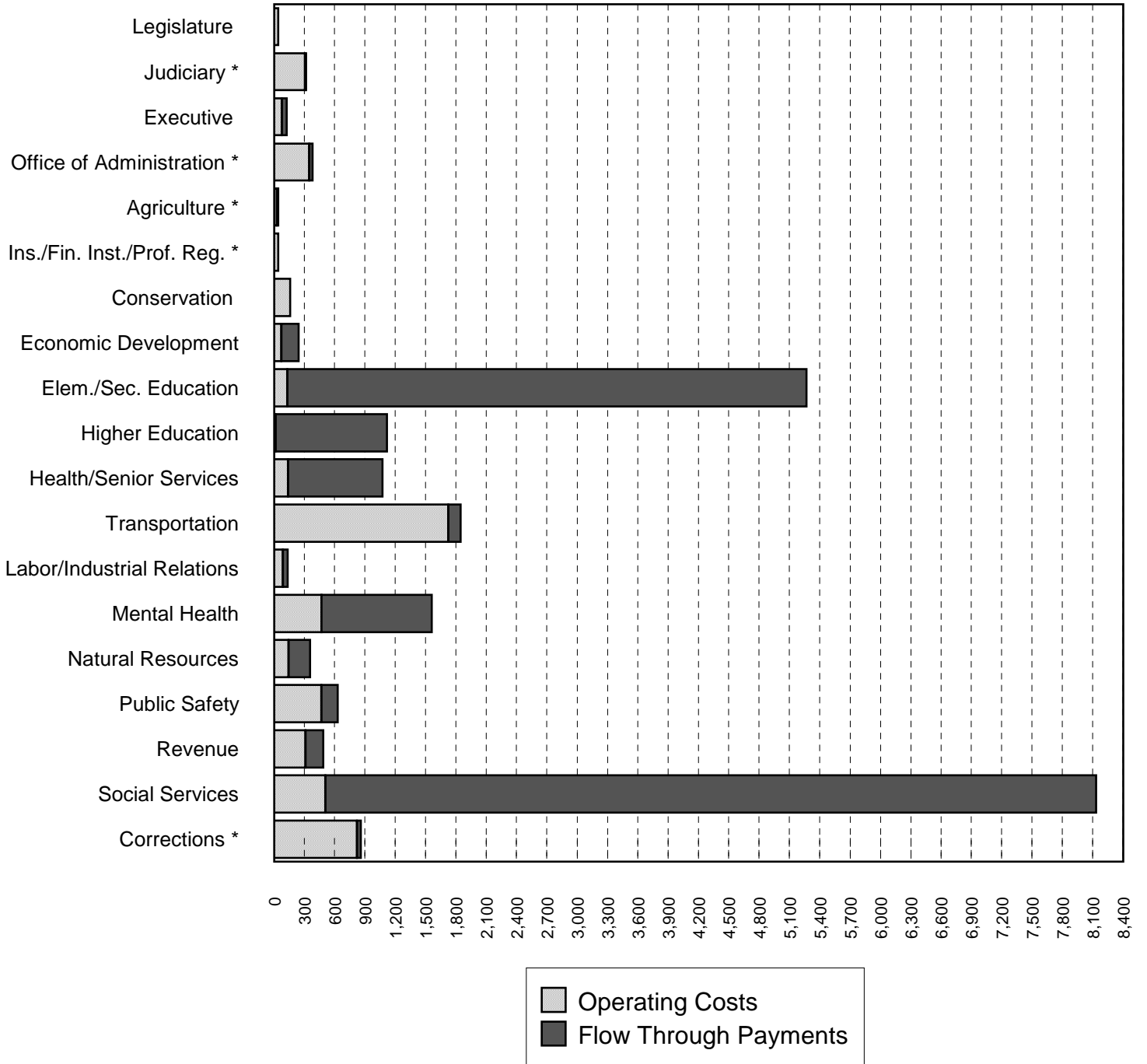
The expenditures for debt service are segregated as they represent operating expenditures of the State as a whole. These expenditures are normally administered by the Office of Administration.

**STATE OF MISSOURI
OPERATING COSTS AND FLOW THROUGH PAYMENTS BY DEPARTMENT
ALL FUNDS
APPROPRIATION YEAR 2013**

	Operating Costs	Flow Through Payments
Legislature	\$ 44,129,150.17	\$ ---
Judiciary	308,886,401.24	11,549,599.84
Executive	79,981,166.56	48,016,622.36
Office of Administration	350,547,082.01	32,641,278.04
Agriculture	31,401,860.65	11,927,514.50
Insurance, Financial Institutions and Professional Registration	43,044,367.19	1,211,029.00
Conservation	162,989,466.94	66.42
Economic Development	75,407,263.39	172,504,926.01
Elementary and Secondary Education	133,676,780.33	5,137,464,061.82
Higher Education	18,271,039.12	1,103,333,906.22
Health and Senior Services	141,807,334.71	935,158,654.50
Transportation (Note 8)	1,726,903,167.41	123,311,018.64
Labor and Industrial Relations (Note 8)	87,164,679.75	52,091,134.96
Mental Health	471,024,419.67	1,092,334,836.24
Natural Resources	145,775,733.27	215,737,411.29
Public Safety	468,800,990.21	163,924,700.94
Revenue	313,871,986.95	177,523,751.87
Social Services	509,357,431.80	7,627,380,053.81
Corrections	822,822,780.37	39,299,504.52
Debt Service (Note 8)	393,472,104.35	---
	<u>\$ 6,329,335,206.09</u>	<u>\$ 16,945,410,070.98</u>
Totals		

The notes are an integral part of this report.

STATE OF MISSOURI
CHART OF OPERATING COSTS AND FLOW THROUGH PAYMENTS BY DEPARTMENT
ALL FUNDS
FOR THE APPROPRIATION YEAR 2013
Millions of Dollars



*Immaterial Flow Through amounts not shown on this scale.

STATE OF MISSOURI
SUMMARY OF EXPENDITURES BY MAJOR CATEGORY
AND FUND GROUP AND TRANSFERS OUT BY FUND GROUP
FOR THE APPROPRIATION YEAR 2013

	Personal Service	Expense and Equipment	Capital Improvements	Program Specific (Note 6)	Appropriated Transfers Out	Totals
General Fund						
General Revenue						
Funds	\$ 986,130,554.07	\$ 399,485,602.96	\$ 22,839,824.94	\$ 6,256,217,467.40	\$ 5,874,428,432.22	\$ 13,539,101,881.59
Federal Funds	400,441,724.54	271,689,489.17	11,558,381.67	6,698,133,947.34	471,909,965.50	7,853,733,508.22
Special Revenue Funds	371,984,011.69	202,156,497.77	15,679,884.91	5,408,267,720.54	1,763,899,084.63	7,761,987,199.54
Debt Service Funds	---	---	---	173,841,944.39	27,702,698.30	201,544,642.69
Capital Projects Funds	365,258,793.54	287,812,561.62	917,550,111.19	318,871,268.06	33,762,724.56	1,923,255,458.97
Permanent Funds	---	1,200.95	---	2,799.05	14.00	4,014.00
Enterprise Funds	60,786,853.08	236,506,483.92	2,298,432.93	12,636,029.90	320,845,181.25	633,072,981.08
Internal Service Funds	51,523,655.68	169,218,696.06	182,580.82	19,776,829.69	24,367,282.98	265,069,045.23
Agency Funds	782,742,218.20	125,456.37	---	13,960,511.88	2,539,430.09	799,367,616.54
Private Purpose Trust Funds	511,005.02	1,004,390.43	---	51,346,795.81	50,962,076.00	103,824,267.26
Totals	\$ 3,019,378,815.82	\$ 1,568,000,379.25	\$ 970,109,216.46	\$ 18,953,055,314.06	\$ 8,570,416,889.53	\$ 33,080,960,615.12

The notes are an integral part of this report.

STATE OF MISSOURI
SUMMARY OF EXPENDITURES BY DEPARTMENT,
FUND GROUP AND MAJOR CATEGORY AND TRANSFERS OUT BY FUND GROUP
FOR THE APPROPRIATION YEAR 2013

	General Fund										Totals
	General		Special Revenue Funds	Debt Service Funds	Capital Projects Funds	Permanent Funds	Enterprise Funds	Internal Service Funds	Agency Funds	Private Purpose Trust Funds	
	Revenue Funds	Federal Funds									
Legislature											
Personal Service	\$ 25,319,543.27	\$ ---	\$ 81,918.06	\$ ---	\$ ---	\$ ---	\$ ---	\$ ---	\$ ---	\$ ---	\$ 25,401,461.33
Expense and Equipment	8,117,331.96	---	44,606.25	---	---	---	18,050.55	---	---	---	8,179,988.76
Capital Improvements	---	---	---	---	---	---	---	---	---	---	---
Program Specific (Note 6)	5,970.64	---	---	---	---	---	---	---	---	---	5,970.64
Judiciary											
Personal Service	169,675,225.92	2,276,456.46	1,949,908.46	---	---	---	---	---	---	---	173,901,590.84
Expense and Equipment	23,859,585.15	3,326,481.44	5,018,830.68	---	---	---	60,931.78	---	---	---	32,265,829.05
Capital Improvements	37,986.00	---	---	---	---	---	---	---	---	---	37,986.00
Program Specific (Note 6)	14,256,651.86	478,563.01	3,853,146.61	---	---	---	---	2,295,793.67	---	---	20,884,155.15
Executive											
Personal Service	29,007,191.16	3,575,040.99	3,559,763.42	---	---	---	76,664.64	21,541.00	---	511,005.02	36,751,206.23
Expense and Equipment	15,696,802.03	3,710,442.71	2,952,712.73	---	---	---	7,346.02	46,994.97	---	1,004,390.43	23,418,688.89
Capital Improvements	7,477.99	---	---	---	---	---	---	---	---	---	7,477.99
Program Specific (Note 6)	7,734,549.73	5,931,464.15	265,679.52	---	---	---	---	---	---	38,155,001.62	52,086,695.02
Office of Administration											
Personal Service	37,016,316.25	14,696,767.28	2,396,889.78	---	---	---	937,431.72	36,674,984.08	782,742,218.20	---	874,464,607.31
Expense and Equipment	41,955,270.89	40,619,929.08	4,804,498.70	---	46,369.63	---	2,437,499.16	138,185,559.17	125,456.37	---	228,174,583.00
Capital Improvements	8,018,676.55	---	---	---	---	---	32,099.06	180,077.90	---	---	8,230,853.51
Program Specific (Note 6)	82,473,971.84	11,945,010.47	12,244,582.54	54,054,034.87	272,058.02	---	220,971.53	7,022,946.28	156,494.46	---	168,390,070.01
Agriculture											
Personal Service	3,563,988.05	1,008,215.45	7,568,606.53	---	---	---	1,249,090.30	---	---	---	13,389,900.33
Expense and Equipment	1,257,125.97	1,168,426.51	3,796,047.77	---	---	---	4,192,093.29	---	---	---	10,413,693.54
Capital Improvements	77,095.15	---	---	---	---	---	---	---	---	---	77,095.15
Program Specific (Note 6)	9,901,862.05	2,269,795.39	1,018,200.42	---	---	---	242,916.68	---	---	---	13,432,774.54
Insurance, Financial Institutions and Professional Registration											
Personal Service	---	429,188.40	22,408,834.73	---	---	---	---	3,197,630.53	---	---	26,035,653.66
Expense and Equipment	---	31,310.84	5,270,059.18	---	---	---	---	1,054,043.78	---	---	6,355,413.80
Capital Improvements	---	---	4,071.08	---	---	---	---	---	---	---	4,071.08
Program Specific (Note 6)	---	1,011,029.00	237,894.96	---	---	---	---	83,067.65	---	---	1,331,991.61
Conservation											
Personal Service	---	---	75,414,604.40	---	---	---	---	---	---	---	75,414,604.40
Expense and Equipment	---	---	53,897,935.39	---	---	---	---	---	---	---	53,897,935.39
Capital Improvements	---	---	9,581,021.66	---	---	---	---	---	---	---	9,581,021.66
Program Specific (Note 6)	---	66.42	9,424,274.11	---	---	---	---	---	---	---	9,424,340.53
Economic Development											
Personal Service	1,048,451.89	14,553,526.17	13,762,402.52	---	---	---	---	532,479.38	---	---	29,896,859.96
Expense and Equipment	2,581,642.64	21,465,233.46	14,476,542.91	---	---	---	---	167,126.28	---	---	38,690,545.29
Capital Improvements	---	---	---	---	---	---	---	---	---	---	---
Program Specific (Note 6)	16,799,528.51	123,412,386.74	24,227,181.24	---	---	---	---	---	1,960,931.41	---	166,400,027.90
Elementary and Secondary Education											
Personal Service	29,456,898.72	33,200,801.11	156,077.40	---	---	---	---	---	---	---	62,813,777.23
Expense and Equipment	31,108,661.81	13,714,536.07	4,360,987.98	---	---	---	---	---	---	---	49,184,185.86
Capital Improvements	171,255.31	---	858,239.79	---	---	---	---	---	---	---	1,029,495.10
Program Specific (Note 6)	68,926,423.97	912,423,796.53	4,142,653,053.30	---	---	---	---	---	---	---	5,124,003,273.80
Higher Education											
Personal Service	575,205.99	510,841.00	1,566,046.20	---	---	---	---	---	---	---	2,652,093.19
Expense and Equipment	438,676.85	200,938.89	9,155,260.39	---	---	---	---	---	---	---	9,794,876.13
Capital Improvements	---	---	---	---	---	---	---	---	---	---	---
Program Specific (Note 6)	812,976,446.46	2,817,201.40	289,512,821.19	---	---	---	---	---	2,646,569.30	---	1,107,953,038.35

STATE OF MISSOURI
SUMMARY OF EXPENDITURES BY DEPARTMENT,
FUND GROUP AND MAJOR CATEGORY AND TRANSFERS OUT BY FUND GROUP
FOR THE APPROPRIATION YEAR 2013

	General Fund		Special Revenue Funds	Debt Service Funds	Capital Projects Funds	Permanent Funds	Enterprise Funds	Internal Service Funds	Agency Funds	Private Purpose Trust Funds	Totals
	General Revenue Funds	Federal Funds									
Health and Senior Services											
Personal Service	24,483,664.52	42,784,166.76	3,786,292.80	---	---	---	---	---	---	---	71,054,124.08
Expense and Equipment	5,220,608.66	15,232,371.35	4,091,904.53	---	---	1,200.95	---	---	---	---	24,546,085.49
Capital Improvements	---	---	---	---	---	---	---	---	---	---	---
Program Specific (Note 6)	238,755,341.44	700,777,693.15	7,556,446.48	---	---	2,799.05	---	---	9,874.26	---	947,102,154.38
Transportation											
Personal Service	---	710,981.87	1,474,484.43	---	361,958,228.25	---	---	---	---	---	364,143,694.55
Expense and Equipment	---	1,178,770.72	236,866.22	---	283,815,072.12	---	---	---	---	---	285,230,709.06
Capital Improvements	---	---	---	---	914,202,810.02	---	---	---	---	---	914,202,810.02
Program Specific (Note 6)	9,300,805.00	103,882,938.05	29,810,512.33	119,787,909.52	317,078,900.67	---	---	---	---	---	579,861,065.57
Labor and Industrial Relations											
Personal Service	1,228,315.44	26,219,721.04	8,164,345.02	---	---	---	---	---	---	---	35,612,381.50
Expense and Equipment	141,175.17	6,911,841.58	3,881,859.44	---	---	---	---	---	---	---	10,934,876.19
Capital Improvements	---	---	30,953.60	---	---	---	---	---	---	---	30,953.60
Program Specific (Note 6)	348,218.37	10,875,952.96	65,315,644.98	---	---	---	---	---	2,385,008.83	---	78,924,825.14
Mental Health											
Personal Service	180,129,812.65	69,233,179.06	510,849.80	---	---	---	---	---	---	---	249,873,841.51
Expense and Equipment	71,035,723.71	11,037,115.03	874,196.07	---	---	---	---	190,041.26	---	---	83,137,076.07
Capital Improvements	5,531,921.40	202,592.73	34,251.30	---	---	---	---	---	---	---	5,768,765.43
Program Specific (Note 6)	399,312,916.54	675,719,343.86	12,643,776.51	---	---	---	---	12,502,491.27	7,412.76	---	1,100,185,940.94
Natural Resources											
Personal Service	6,234,719.36	16,754,948.81	34,232,427.80	---	---	---	2,148,584.56	4,477,879.11	---	---	63,848,559.64
Expense and Equipment	5,297,621.68	9,245,018.54	12,229,596.42	---	---	---	10,090,039.59	2,169,425.30	---	---	39,031,701.53
Capital Improvements	5,444.00	36,936.33	1,248,303.85	---	---	---	1,846,627.73	---	---	---	3,137,311.91
Program Specific (Note 6)	2,372,672.10	27,555,966.17	186,756,958.15	---	116,423.19	---	11,070,709.74	530.00	---	---	227,873,259.35
Public Safety											
Personal Service	30,254,108.86	16,974,956.15	182,806,875.92	---	3,300,565.29	---	49,911,599.55	---	---	---	283,248,105.77
Expense and Equipment	7,940,314.89	20,472,195.26	66,647,230.55	---	3,951,119.87	---	20,647,039.88	20,875.56	---	---	119,678,776.01
Capital Improvements	4,382,323.89	11,315,952.61	3,922,397.23	---	3,347,301.17	---	419,706.14	---	---	---	23,387,681.04
Program Specific (Note 6)	13,063,181.80	131,438,742.05	13,046,770.81	---	1,403,886.18	---	1,083,869.35	---	40,621.00	---	160,077,071.19
Revenue											
Personal Service	30,954,185.11	195,417.74	7,661,440.92	---	---	---	6,463,482.31	---	---	---	45,274,526.08
Expense and Equipment	25,599,877.08	4,075,958.17	5,809,413.03	---	---	---	199,132,465.98	---	---	---	234,617,714.26
Capital Improvements	5,273.31	---	---	---	---	---	---	---	---	---	5,273.31
Program Specific (Note 6)	1,191,677,211.99	---	187,271,691.04	---	---	---	17,562.60	---	917,937.68	---	1,379,884,403.31
Social Services											
Personal Service	76,820,622.93	155,628,378.24	4,482,243.50	---	---	---	---	3,971.26	---	---	236,935,215.93
Expense and Equipment	47,535,498.42	116,570,200.01	4,320,780.12	---	---	---	---	804,855.50	---	---	169,231,334.05
Capital Improvements	368,734.78	2,900.00	646.40	---	---	---	---	---	---	---	372,281.18
Program Specific (Note 6)	3,202,813,269.26	3,987,498,303.22	422,276,482.81	---	---	---	---	---	3,539,868.51	13,191,794.19	7,629,319,717.99
Corrections											
Personal Service	340,362,303.95	1,689,138.01	---	---	---	---	---	6,615,170.32	---	---	348,666,612.28
Expense and Equipment	111,699,686.05	2,728,719.51	287,169.41	---	---	---	---	26,500,791.91	---	---	141,216,366.88
Capital Improvements	4,233,636.56	---	---	---	---	---	---	2,502.92	---	---	4,236,139.48
Program Specific (Note 6)	185,498,445.84	95,694.77	152,603.54	---	---	---	---	167,794.49	---	---	185,914,538.64
Transfers Out											
Appropriated	5,874,428,432.22	471,909,965.50	1,763,899,084.63	27,702,698.30	33,762,724.56	14.00	320,845,181.25	24,367,282.98	2,539,430.09	50,962,076.00	8,570,416,889.53
Totals	\$ 13,539,101,881.59	\$ 7,853,733,508.22	\$ 7,761,987,199.54	\$ 201,544,642.69	\$ 1,923,255,458.97	\$ 4,014.00	\$ 633,072,981.08	\$ 265,069,045.23	\$ 799,367,616.54	\$ 103,824,267.26	\$ 33,080,960,615.12

The notes are an integral part of this report.

STATE OF MISSOURI
SUMMARY OF APPROPRIATIONS BY FUND GROUP
FOR THE APPROPRIATION YEAR 2013

	<u>Appropriations</u>	<u>Expenditures and Appropriated Transfers Out</u>	<u>Reappropriations to 2014</u>	<u>Lapse of Appropriations</u>
General Fund:				
General Revenue Funds	\$ 14,178,490,609.32	\$ 13,539,101,881.59	\$ 61,605,629.00	\$ 577,783,098.73
Federal Funds	9,117,651,547.94	7,853,733,508.22	36,221,078.00	1,227,696,961.72
Special Revenue Funds	8,563,971,570.38	7,761,987,199.54	23,754,571.00	778,229,799.84
Debt Service Funds	205,080,912.00	201,544,642.69	---	3,536,269.31
Capital Projects Funds	2,124,073,600.46	1,923,255,458.97	1,642,798.00	199,175,343.49
Permanent Funds	35,071.00	4,014.00	---	31,057.00
Enterprise Funds	755,147,674.30	633,072,981.08	44,092,168.00	77,982,525.22
Internal Service Funds	413,026,445.17	265,069,045.23	---	147,957,399.94
Agency Funds	833,230,207.00	799,367,616.54	---	33,862,590.46
Private Purpose Trust Funds	108,217,272.00	103,824,267.26	---	4,393,004.74
Totals	<u>\$ 36,298,924,909.57</u>	<u>\$ 33,080,960,615.12</u>	<u>\$ 167,316,244.00</u>	<u>\$ 3,050,648,050.45</u>

The notes are an integral part of this report.

STATE OF MISSOURI
SUMMARY OF APPROPRIATIONS BY FUND AND DEPARTMENT
GENERAL REVENUE FUNDS
FOR THE APPROPRIATION YEAR 2013

	Appropriations	Expenditures and Appropriated Transfers Out	Reappropriations to 2014	Lapse of Appropriations
<u>General Revenue - 0101</u>				
Legislature	\$ 34,681,272.00	\$ 33,442,845.87	\$ ---	\$ 1,238,426.13
Judiciary	201,456,635.00	201,117,758.68	---	338,876.32
Executive	50,585,417.00	45,878,174.34	---	4,707,242.66
Office of Administration	144,666,202.93	139,592,790.47	---	5,073,412.46
Agriculture	4,997,494.00	4,843,997.49	---	153,496.51
Economic Development	3,682,360.00	2,884,547.84	---	797,812.16
Elementary and Secondary Education	130,333,729.00	127,258,299.53	---	3,075,429.47
Higher Education	793,503,976.00	772,403,897.60	---	21,100,078.40
Health and Senior Services	273,258,975.00	266,715,164.43	---	6,543,810.57
Transportation	10,344,129.00	9,300,805.00	---	1,043,324.00
Labor and Industrial Relations	1,501,242.00	1,392,708.98	---	108,533.02
Mental Health	640,808,408.51	631,679,888.70	---	9,128,519.81
Natural Resources	10,331,416.00	10,049,204.83	---	282,211.17
Public Safety	68,055,107.00	54,778,754.01	---	13,276,352.99
Revenue	1,451,997,779.00	1,245,184,924.98	---	206,812,854.02
Social Services	1,520,663,336.00	1,510,301,420.08	---	10,361,915.92
Corrections	656,811,730.13	638,188,276.92	---	18,623,453.21
<u>Uncompensated Care - 0108</u>				
Social Services	92,364,914.00	92,364,914.00	---	---
<u>Facilities Maintenance Reserve - 0124</u>				
Office of Administration	107,545,508.72	16,349,497.24	36,632,021.00	54,563,990.48
Agriculture	735,598.08	87,811.93	647,785.00	1.15
Elementary and Secondary Education	1,577,190.00	392,845.80	1,161,842.00	22,502.20
Mental Health	16,027,089.09	5,131,206.88	8,727,151.00	2,168,731.21
Natural Resources	0.49	---	---	0.49
Public Safety	260,427.81	198,692.99	61,732.00	2.82
Revenue	1,321,972.00	1,298,223.37	---	23,748.63
Social Services	1,657,150.50	345,118.14	1,202,664.00	109,368.36
Corrections	18,242,313.06	3,595,930.18	13,172,434.00	1,473,948.88
<u>State Property Preservation - 0128</u>				
Office of Administration	1.00	---	---	1.00
<u>Marguerite Ross Barnett Scholarship - 0131</u>				
Higher Education	363,375.00	338,246.10	---	25,128.90
<u>Intergovernmental Transfer - 0139</u>				
Social Services	175,948,801.00	162,566,454.27	---	13,382,346.73
<u>Federal Reimbursement Allowance - 0142</u>				
Social Services	1,324,333,668.00	1,320,014,733.09	---	4,318,934.91
<u>Pharmacy Reimbursement Allowance - 0144</u>				
Office of Administration	12.00	11.10	---	0.90
Social Services	179,113,715.00	157,689,856.69	---	21,423,858.31

STATE OF MISSOURI
SUMMARY OF APPROPRIATIONS BY FUND AND DEPARTMENT
GENERAL REVENUE FUNDS
FOR THE APPROPRIATION YEAR 2013

	Appropriations	Expenditures and Appropriated Transfers Out	Reappropriations to 2014	Lapse of Appropriations
<u>State Treasurer's General</u>				
<u>Operations - 0164</u>				
Executive	2,038,784.00	1,829,810.97	---	208,973.03
Office of Administration	10,183.00	3,520.00	---	6,663.00
<u>Child Support Enforcement</u>				
<u>Collections - 0169</u>				
Office of Administration	1,775,289.00	1,715,851.82	---	59,437.18
Revenue	2,614,680.00	1,753,399.14	---	861,280.86
Social Services	12,742,072.00	7,878,623.45	---	4,863,448.55
<u>Missouri Technology</u>				
<u>Investment - 0172</u>				
Economic Development	1,360,000.00	1,319,200.00	---	40,800.00
<u>Missouri Water Development - 0174</u>				
Natural Resources	929,656.00	834,949.22	---	94,706.78
<u>Missouri Humanities Council</u>				
<u>Trust - 0177</u>				
Economic Development	350,000.00	350,000.00	---	---
<u>Post Closure - 0198</u>				
Natural Resources	425,000.00	2,640.00	---	422,360.00
<u>Health Access Incentive - 0276</u>				
Office of Administration	7,690.00	3,855.60	---	3,834.40
Health and Senior Services	759,524.00	733,710.65	---	25,813.35
<u>Business Extention Service</u>				
<u>Team - 0280</u>				
Economic Development	200,000.00	165,996.33	---	34,003.67
<u>Independent Living Center - 0284</u>				
Elementary and Secondary Education	390,556.00	345,556.00	---	45,000.00
<u>Quality Improvement</u>				
<u>Revolving - 0537</u>				
Higher Education	200,000.00	67,652.43	---	132,347.57
<u>International Promotions</u>				
<u>Revolving - 0567</u>				
Office of Administration	2,762.00	---	---	2,762.00
Economic Development	1,646,391.00	1,189,026.91	---	457,364.09
<u>Missouri Qualified Fuel Ethanol</u>				
<u>Producer Incentive - 0571</u>				
Agriculture	4,925,000.00	4,790,895.12	---	134,104.88
<u>Missouri CASA - 0590</u>				
Judiciary	100,000.00	82,350.60	---	17,649.40
<u>Missouri Job Development - 0600</u>				
Office of Administration	7,000.00	1,603.74	---	5,396.26
Economic Development	16,461,114.00	13,835,676.34	---	2,625,437.66

**STATE OF MISSOURI
SUMMARY OF APPROPRIATIONS BY FUND AND DEPARTMENT
GENERAL REVENUE FUNDS
FOR THE APPROPRIATION YEAR 2013**

	Appropriations	Expenditures and Appropriated Transfers Out	Reappropriations to 2014	Lapse of Appropriations
<u>Attorney General's Court</u>				
<u>Costs - 0603</u>				
Executive	187,000.00	94,636.81	---	92,363.19
<u>Missouri Breeders - 0605</u>				
Public Safety	5,000.00	4,000.00	---	1,000.00
<u>Healthy Families Trust Fund - 0625</u>				
Higher Education	437,640.00	437,640.00	---	---
Mental Health	2,342,205.00	2,342,204.79	---	0.21
Public Safety	145,761.00	135,871.39	---	9,889.61
Social Services	64,818,585.00	64,188,585.00	---	630,000.00
<u>Merchandising Practices</u>				
<u>Revolving - 0631</u>				
Executive	2,579,330.00	1,750,136.11	---	829,193.89
<u>Petition Audit Revolving Trust - 0648</u>				
Executive	858,341.00	150,315.41	---	708,025.59
<u>Excellence In Education - 0651</u>				
Office of Administration	20,000.00	1,473.94	---	18,526.06
Elementary and Secondary Education	2,650,875.00	1,111,925.38	---	1,538,949.62
<u>Environmental Radiation</u>				
<u>Monitoring - 0656</u>				
Office of Administration	3,500.00	732.76	---	2,767.24
Health and Senior Services	100,708.00	63,490.46	---	37,217.54
Natural Resources	264,922.00	234,566.52	---	30,355.48
<u>Health - Donated - 0658</u>				
Office of Administration	213,701.00	105,272.45	---	108,428.55
Health and Senior Services	2,110,165.00	872,143.07	---	1,238,021.93
<u>Attorney General's Anti-Trust - 0666</u>				
Executive	631,320.00	238,814.97	---	392,505.03
<u>Energy Set-Aside Program - 0667</u>				
Natural Resources	14,954,945.00	2,672,189.61	---	12,282,755.39
<u>Highway Patrol Academy - 0674</u>				
Office of Administration	60.00	58.62	---	1.38
Public Safety	808,310.00	460,876.45	---	347,433.55
<u>State Elections Subsidy - 0686</u>				
Executive	1,078,245.00	1,078,244.28	---	0.72
<u>State Legal Expense - 0692</u>				
Office of Administration	11,689,067.00	11,688,921.30	---	145.70
<u>Office of Administration</u>				
<u>Donated - 0722</u>				
Office of Administration	2,000,000.00	---	---	2,000,000.00

**STATE OF MISSOURI
SUMMARY OF APPROPRIATIONS BY FUND AND DEPARTMENT
GENERAL REVENUE FUNDS
FOR THE APPROPRIATION YEAR 2013**

	Appropriations	Expenditures and Appropriated Transfers Out	Reappropriations to 2014	Lapse of Appropriations
<u>Grants and Contributions - 0723</u>				
Office of Administration	1.00	---	---	1.00
<u>Long-Term Support UPL - 0724</u>				
Social Services	17,511,994.00	---	---	17,511,994.00
<u>Blind Pension Premium - 0725</u>				
Social Services	3,632,576.00	---	---	3,632,576.00
<u>Biodiesel Fuel Revolving - 0730</u>				
Natural Resources	28,517.00	---	---	28,517.00
<u>After-School Retreat Reading and Assessment Grant Program - 0732</u>				
Elementary and Secondary Education	20,000.00	5,964.00	---	14,036.00
<u>Drug Court Resources - 0733</u>				
Judiciary	6,921,066.00	6,629,339.65	---	291,726.35
<u>Investors Restitution - 0741</u>				
Executive	272,020.00	272,019.38	---	0.62
<u>Missouri Commission for the Deaf and Hard of Hearing - 0743</u>				
Office of Administration	995.00	---	---	995.00
Elementary and Secondary Education	52,734.00	---	---	52,734.00
<u>State Supplemental Downtown Development - 0766</u>				
Economic Development	1,040,450.00	685,175.62	---	355,274.38
<u>Missouri Qualified Biodiesel Producer Incentive - 0777</u>				
Agriculture	5,077,367.00	5,077,366.68	---	0.32
<u>Highway Patrol Expense - 0793</u>				
Public Safety	65,000.00	61,734.60	---	3,265.40
<u>AH Commission Due Process Educational Hearing - 0818</u>				
Office of Administration	59,216.00	---	---	59,216.00
<u>Library Networking - 0822</u>				
Executive	1,600,000.00	113,645.86	---	1,486,354.14
<u>Secretary of State Investor Education and Protection - 0829</u>				
Executive	1,220,434.00	1,027,158.19	---	193,275.81
<u>Recruitment and Retention Scholarship - 0832</u>				
Higher Education	50,000.00	---	---	50,000.00
<u>Academic Scholarship - 0840</u>				
Higher Education	13,269,250.00	11,886,375.00	---	1,382,875.00

**STATE OF MISSOURI
SUMMARY OF APPROPRIATIONS BY FUND AND DEPARTMENT
GENERAL REVENUE FUNDS
FOR THE APPROPRIATION YEAR 2013**

	Appropriations	Expenditures and Appropriated Transfers Out	Reappropriations to 2014	Lapse of Appropriations
<u>Advantage Missouri Trust - 0856</u>				
Higher Education	15,000.00	---	---	15,000.00
<u>Premium - 0885</u>				
Social Services	12,186,811.00	12,184,721.81	---	2,089.19
<u>Assistive Technology Loan Revolving - 0889</u>				
Elementary and Secondary Education	535,006.00	405,932.98	---	129,073.02
<u>Childhood Lead Testing - 0899</u>				
Office of Administration	13,032.00	646.49	---	12,385.51
Health and Senior Services	50,714.00	50,714.00	---	---
<u>Downtown Revitalization Preservation - 0907</u>				
Economic Development	200,000.00	---	---	200,000.00
<u>Livestock Feed Crop Input Loan - 0914</u>				
Agriculture	50,000.00	---	---	50,000.00
<u>School for the Blind Trust - 0920</u>				
Elementary and Secondary Education	1,500,000.00	119,784.34	---	1,380,215.66
<u>School for the Deaf Trust - 0922</u>				
Elementary and Secondary Education	50,000.00	900.00	---	49,100.00
<u>Institution Gift Trust - 0925</u>				
Office of Administration	90.00	---	---	90.00
Agriculture	29,389.00	---	---	29,389.00
Elementary and Secondary Education	382,500.00	22,031.78	---	360,468.22
Corrections	10,000.00	9,865.30	---	134.70
<u>Secretary of State-Wolfner State Library - 0928</u>				
Executive	14,501.00	13,064.59	---	1,436.41
<u>DMH Local Tax Matching Fund - 0930</u>				
Mental Health	24,725,181.00	16,857,073.93	---	7,868,107.07
<u>Energy Futures Fund - 0935</u>				
Natural Resources	3,234,703.00	116,906.96	---	3,117,796.04
<u>Line of Duty - 0939</u>				
Labor and Industrial Relations	325,000.00	325,000.00	---	---
<u>Children's Special Health Care Needs - 0950</u>				
Health and Senior Services	30,000.00	24,392.01	---	5,607.99
<u>A+ Schools Fund - 0955</u>				
Higher Education	33,000,000.00	28,840,018.17	---	4,159,981.83

**STATE OF MISSOURI
SUMMARY OF APPROPRIATIONS BY FUND AND DEPARTMENT
GENERAL REVENUE FUNDS
FOR THE APPROPRIATION YEAR 2013**

	<u>Appropriations</u>	<u>Expenditures and Appropriated Transfers Out</u>	<u>Reappropriations to 2014</u>	<u>Lapse of Appropriations</u>
<u>MO Youth Challenge Foundation - 0971</u>				
Public Safety	656,077.00	---	---	656,077.00
<u>Recovery Audit and Compliance - 0974</u>				
Social Services	5,928,425.00	3,698.86	---	5,924,726.14
<u>Fost Care and Adopt Parents R&R - 0979</u>				
Social Services	1,000.00	---	---	1,000.00
<u>AP Incentive Grant - 0983</u>				
Higher Education	100,000.00	16,500.00	---	83,500.00
<u>Developmental Disabilities Waiting List Equity Trust - 0986</u>				
Mental Health	10,000.00	---	---	10,000.00
Subtotals	8,205,885,374.32	7,664,673,449.37	61,605,629.00	479,606,295.95
Appropriated Transfers Out	5,972,605,235.00	5,874,428,432.22	---	98,176,802.78
Totals	<u>\$ 14,178,490,609.32</u>	<u>\$ 13,539,101,881.59</u>	<u>\$ 61,605,629.00</u>	<u>\$ 577,783,098.73</u>

STATE OF MISSOURI
SUMMARY OF APPROPRIATIONS BY FUND AND DEPARTMENT
FEDERAL FUNDS
FOR THE APPROPRIATION YEAR 2013

	Appropriations	Expenditures and Appropriated Transfers Out	Reappropriations to 2014	Lapse of Appropriations
<u>Vocational Rehabilitation - 0104</u>				
Office of Administration	\$ 544,875.00	\$ 24,874.48	\$ ---	\$ 520,000.52
Elementary and Secondary Education	96,840,444.00	78,116,895.00	---	18,723,549.00
<u>Elementary and Secondary Education - 0105</u>				
Office of Administration	567,927.00	304,356.86	---	263,570.14
Elementary and Secondary Education	1,000,069,310.00	862,872,409.62	---	137,196,900.38
<u>Office of the State Public Defender - 0112</u>				
Judiciary	125,000.00	---	---	125,000.00
<u>Pharmacy Rebates - 0114</u>				
Social Services	169,129,885.00	169,129,885.00	---	---
<u>State Auditor - 0115</u>				
Executive	887,090.00	712,359.95	---	174,730.05
<u>Higher Education - 0116</u>				
Higher Education	7,058,465.00	3,526,031.29	---	3,532,433.71
<u>Commission on Human Rights - 0117</u>				
Office of Administration	1.00	---	---	1.00
Labor and Industrial Relations	1,108,948.00	912,919.78	---	196,028.22
<u>Community Development Block Grant (Pass-through) - 0118</u>				
Economic Development	110,000,000.00	44,443,131.51	---	65,556,868.49
<u>Economic Development Women's Council - 0119</u>				
Economic Development	4.00	3.12	---	0.88
<u>Third Party Liability Collections - 0120</u>				
Judiciary	385,402.00	302,377.11	---	83,024.89
Office of Administration	1,667.00	1,665.21	---	1.79
Social Services	24,062,556.00	20,703,027.45	---	3,359,528.55
<u>Juvenile Accountability Incentive - 0121</u>				
Public Safety	1,049,843.00	691,618.65	---	358,224.35
<u>Labor and Industrial Relations Administration - 0122</u>				
Office of Administration	4,016,425.00	3,859,428.87	---	156,996.13
Labor and Industrial Relations	4,220,119.00	3,877,842.11	---	342,276.89
<u>Community Development Block Grant (Administration) - 0123</u>				
Office of Administration	1,751.00	1,749.64	---	1.36
Economic Development	1,410,467.00	1,053,692.62	---	356,774.38

STATE OF MISSOURI
SUMMARY OF APPROPRIATIONS BY FUND AND DEPARTMENT
FEDERAL FUNDS
FOR THE APPROPRIATION YEAR 2013

	Appropriations	Expenditures and Appropriated Transfers Out	Reappropriations to 2014	Lapse of Appropriations
<u>Multimodal Operations - 0126</u>				
Office of Administration	2,900.00	2,898.00	---	2.00
Transportation	147,228,758.00	63,992,100.80	---	83,236,657.20
<u>Economic Development - 0129</u>				
Economic Development	14,773,599.00	5,880,250.76	---	8,893,348.24
<u>Corrections - 0130</u>				
Office of Administration	4,446.00	4,444.27	---	1.73
Corrections	10,253,537.00	4,513,552.29	---	5,739,984.71
<u>Revenue - 0132</u>				
Revenue	8,350,708.00	4,271,375.91	---	4,079,332.09
<u>Agriculture - 0133</u>				
Office of Administration	1,100.00	1,099.07	---	0.93
Agriculture	3,797,836.00	2,440,732.80	---	1,357,103.20
<u>Office of Administration - 0135</u>				
Office of Administration	10,448,649.00	8,794,468.08	---	1,654,180.92
<u>Attorney General - 0136</u>				
Executive	5,711,226.00	3,039,477.93	---	2,671,748.07
Office of Administration	6,617.00	6,615.29	---	1.71
<u>Supreme Court - 0137</u>				
Judiciary	10,569,896.00	5,779,123.80	---	4,790,772.20
Office of Administration	253.00	252.99	---	0.01
<u>Missouri Council on the Arts - 0138</u>				
Economic Development	933,810.00	634,013.81	---	299,796.19
<u>Natural Resources - 0140</u>				
Office of Administration	14,216.00	14,214.60	---	1.40
Natural Resources	83,039,211.77	36,521,573.59	3,334,273.00	43,183,365.18
<u>Health - 0143</u>				
Office of Administration	110,929.00	81,779.52	---	29,149.48
Health and Senior Services	790,023,850.00	758,068,746.16	---	31,955,103.84
<u>State Emergency Management - 0145</u>				
Office of Administration	11,640.00	11,639.25	---	0.75
Public Safety	10,584,355.00	10,115,352.61	---	469,002.39
<u>Mental Health Intergovernmental Transfer - 0147</u>				
Mental Health	8,000,000.00	7,003,218.00	---	996,782.00
<u>Mental Health - 0148</u>				
Office of Administration	184,909.00	184,907.69	---	1.31
Mental Health	815,889,982.00	749,189,012.68	---	66,700,969.32
Social Services	2,235,856.00	2,235,856.00	---	---

**STATE OF MISSOURI
SUMMARY OF APPROPRIATIONS BY FUND AND DEPARTMENT
FEDERAL FUNDS
FOR THE APPROPRIATION YEAR 2013**

	Appropriations	Expenditures and Appropriated Transfers Out	Reappropriations to 2014	Lapse of Appropriations
<u>Highway Safety - 0149</u>				
Transportation	40,551,370.00	40,352,885.50	---	198,484.50
<u>Secretary of State Records - 0150</u>				
Executive	15,000.00	6,790.25	---	8,209.75
<u>National Endowment for Human Services American Treasury Grant - 0151</u>				
Executive	157,949.00	---	---	157,949.00
<u>Public Safety - 0152</u>				
Office of Administration	16.00	14.19	---	1.81
Public Safety	36,282,333.00	22,355,380.62	---	13,926,952.38
<u>Job Development and Training - 0155</u>				
Office of Administration	50,426.00	50,424.43	---	1.57
Economic Development	125,969,370.00	87,937,213.78	---	38,032,156.22
<u>Election Admin Improvement - 0157</u>				
Executive	9,233,820.00	6,464,896.15	---	2,768,923.85
<u>Election Improvement Revolving Loan - 0158</u>				
Executive	396,185.00	176,330.15	---	219,854.85
<u>Title XIX - 0163</u>				
Social Services	3,440,314,856.00	3,232,122,540.78	---	208,192,315.22
<u>Information Technology - 0165</u>				
Office of Administration	69,687,527.00	45,213,170.83	---	24,474,356.17
<u>Secretary of State - 0166</u>				
Executive	200,000.00	20,387.62	---	179,612.38
<u>Family Services Donations - 0167</u>				
Social Services	143,994.00	8,375.27	---	135,618.73
<u>DHSS Disaster - 0178</u>				
Health and Senior Services	1.00	---	---	1.00
<u>Missouri Veterans Commission - 0184</u>				
Public Safety	9,369,733.24	3,158,624.63	3,020,902.00	3,190,206.61
<u>MCSAP - Transportation - 0185</u>				
Transportation	2,000,000.00	1,427,704.34	---	572,295.66
<u>Labor Standards - 0186</u>				
Labor and Industrial Relations	1,365,847.00	960,527.62	---	405,319.38
<u>Assistive Technology - 0188</u>				
Elementary and Secondary Education	850,159.00	519,715.45	---	330,443.55

**STATE OF MISSOURI
SUMMARY OF APPROPRIATIONS BY FUND AND DEPARTMENT
FEDERAL FUNDS
FOR THE APPROPRIATION YEAR 2013**

	Appropriations	Expenditures and Appropriated Transfers Out	Reappropriations to 2014	Lapse of Appropriations
<u>Federal and Other - 0189</u>				
Social Services	17,613.00	17,612.55	---	0.45
<u>Adjutant General - 0190</u>				
Office of Administration	39,371.00	39,369.99	---	1.01
Public Safety	117,843,852.43	25,398,020.34	29,700,000.00	62,745,832.09
<u>Crime Victims - 0191</u>				
Public Safety	3,400,000.00	2,891,635.64	---	508,364.36
<u>Insurance - 0192</u>				
Insurance, Financial Institutions and Professional Registration	2,666,798.00	1,471,528.24	---	1,195,269.76
<u>Public Safety - Federal - Homeland Security - 0193</u>				
Office of Administration	7,764.00	7,762.54	---	1.46
Public Safety	39,278,324.00	34,435,166.71	---	4,843,157.29
<u>Federal Drug Seizure - 0194</u>				
Public Safety	2,115,435.00	1,952,643.03	---	162,791.97
<u>Secretary of State - 0195</u>				
Executive	3,744,096.00	2,796,705.80	---	947,390.20
<u>Community Service Commission - 0197</u>				
Office of Administration	440.00	438.76	---	1.24
Economic Development	3,941,759.00	3,633,821.47	---	307,937.53
<u>Temporary Assistance for Needy Families - 0199</u>				
Office of Administration	33,737.00	33,735.67	---	1.33
Economic Development	17,180,081.00	12,602,365.00	---	4,577,716.00
Social Services	171,495,179.00	141,561,026.37	---	29,934,152.63
<u>Social Services - 0610</u>				
Office of Administration	252,077.00	250,098.79	---	1,978.21
Social Services	770,382,742.02	611,361,188.84	165,903.00	158,855,650.18
<u>Missouri Disaster - 0663</u>				
Office of Administration	3,660.00	3,658.85	---	1.15
Public Safety	67,318,550.00	67,167,834.78	---	150,715.22
<u>Abandoned Mine Reclamation - 0697</u>				
Natural Resources	15.00	---	---	15.00
<u>Blind Pension Healthcare - 0726</u>				
Social Services	18,045,720.00	18,045,720.00	---	---
<u>GEAR UP Scholarship - 0737</u>				
Higher Education	450,000.00	2,950.00	---	447,050.00

**STATE OF MISSOURI
SUMMARY OF APPROPRIATIONS BY FUND AND DEPARTMENT
FEDERAL FUNDS
FOR THE APPROPRIATION YEAR 2013**

	Appropriations	Expenditures and Appropriated Transfers Out	Reappropriations to 2014	Lapse of Appropriations
<u>Justice Assistance Grant</u>				
<u>Program - 0782</u>				
Office of Administration	1.00	---	---	1.00
Public Safety	6,372,440.00	5,533,102.21	---	839,337.79
<u>Unemployment Compensation</u>				
<u>Administration - 0948</u>				
Office of Administration	92,174.00	92,172.31	---	1.69
Labor and Industrial Relations	45,510,561.00	38,256,226.07	---	7,254,334.93
<u>Show-Me Heroes - 0995</u>				
Economic Development	500,000.00	115,147.71	---	384,852.29
<u>Federal Budget Stabilization - Medicaid Reimbursement - 2000</u>				
Mental Health	7,117,169.00	---	---	7,117,169.00
<u>Federal Budget Stabilization - Education 18% - 2018</u>				
Elementary and Secondary Education	19,999.00	2,467.71	---	17,531.29
<u>Federal Budget Stabilization - Education 82% - 2082</u>				
Elementary and Secondary Education	20,000.00	203.11	---	19,796.89
<u>Federal Education Jobs - 2089</u>				
Elementary and Secondary Education	1.00	---	---	1.00
<u>Federal Budget Stabilization - FMAP Extension - 2092</u>				
Social Services	82.28	---	---	82.28
<u>Federal Stimulus - Office of Administration - 2236</u>				
Office of Administration	15,190,888.12	7,478,185.65	---	7,712,702.47
<u>Federal Stimulus - Agriculture - 2240</u>				
Agriculture	2,248,676.19	2,005,704.55	---	242,971.64
<u>Federal Stimulus - Conservation - 2248</u>				
Conservation	237,794.98	66.42	---	237,728.56
<u>Federal Stimulus - Economic Development - 2252</u>				
Economic Development	5,110,294.63	3,131,506.59	---	1,978,788.04
<u>Federal Stimulus - Elementary and Secondary Education - 2256</u>				
Elementary and Secondary Education	52,759,660.06	17,827,442.82	---	34,932,217.24

**STATE OF MISSOURI
SUMMARY OF APPROPRIATIONS BY FUND AND DEPARTMENT
FEDERAL FUNDS
FOR THE APPROPRIATION YEAR 2013**

	<u>Appropriations</u>	<u>Expenditures and Appropriated Transfers Out</u>	<u>Reappropriations to 2014</u>	<u>Lapse of Appropriations</u>
<u>Federal Stimulus - Health and Senior Services - 2264</u>				
Health and Senior Services	995,509.09	725,485.10	---	270,023.99
<u>Federal Stimulus - Labor and Industrial Relations - 2272</u>				
Office of Administration	798,281.00	798,281.00	---	---
Labor and Industrial Relations	9,617,991.65	---	---	9,617,991.65
<u>Federal Stimulus - Natural Resources - 2280</u>				
Natural Resources	18,173,818.15	17,071,296.26	---	1,102,521.89
<u>Federal Stimulus - Public Safety - 2284</u>				
Public Safety	523,969.66	331,510.92	---	192,458.74
<u>Federal Stimulus - Public Safety Justice Assistance Grant - 2285</u>				
Public Safety	7,180,850.92	6,170,360.27	---	1,010,490.65
<u>Federal Stimulus - Public Safety Missouri Veterans Commission - 2286</u>				
Public Safety	730,151.95	595.66	---	729,556.29
<u>Federal Stimulus - Social Services - 2292</u>				
Social Services	106,404,283.86	64,514,549.21	---	41,889,734.65
Subtotals	8,578,068,860.00	7,381,823,542.72	36,221,078.00	1,160,024,239.28
Appropriated Transfers Out	<u>539,582,687.94</u>	<u>471,909,965.50</u>	---	<u>67,672,722.44</u>
Totals	<u>\$ 9,117,651,547.94</u>	<u>\$ 7,853,733,508.22</u>	<u>\$ 36,221,078.00</u>	<u>\$ 1,227,696,961.72</u>

**STATE OF MISSOURI
SUMMARY OF APPROPRIATIONS BY FUND AND DEPARTMENT
SPECIAL REVENUE FUNDS
FOR THE APPROPRIATION YEAR 2013**

	Appropriations	Expenditures and Appropriated Transfers Out	Reappropriations to 2014	Lapse of Appropriations
<u>Utilecare Stabilization - 0134</u>				
Natural Resources	\$ 100.00	\$ ---	\$ ---	\$ 100.00
<u>MO HealthNet Managed Care Organization Reimbursement Allowance - 0160</u>				
Social Services	385,067.00	385,067.00	---	---
<u>Heath Care Technology - 0170</u>				
Social Services	5,000.00	3,971.54	---	1,028.46
<u>Nursing Facility Federal Reimbursement Allowance - 0196</u>				
Health and Senior Services	725,000.00	495,847.32	---	229,152.68
Social Services	311,758,016.00	295,314,697.27	---	16,443,318.73
<u>Motorcycle Safety Trust - 0246</u>				
Transportation	425,000.00	387,026.05	---	37,973.95
<u>School District Bonds - 0248</u>				
Elementary and Secondary Education	552,000.00	473,142.74	---	78,857.26
<u>Compulsive Gamblers - 0249</u>				
Mental Health	252,233.00	139,881.76	---	112,351.24
Public Safety	59,635.00	4,174.71	---	55,460.29
<u>Missouri Crime Prevention Information and Programming - 0253</u>				
Public Safety	1,000.00	---	---	1,000.00
<u>Missouri Housing Trust - 0254</u>				
Economic Development	4,450,000.00	3,343,806.56	---	1,106,193.44
<u>Treasurer's Information - 0255</u>				
Executive	8,000.00	536.19	---	7,463.81
<u>Elevator Safety - 0257</u>				
Office of Administration	9,190.00	9,024.16	---	165.84
Public Safety	395,544.00	382,001.22	---	13,542.78
<u>Missouri Arts Council Trust - 0262</u>				
Office of Administration	23,060.00	4,712.42	---	18,347.58
Economic Development	9,665,150.00	4,626,809.18	---	5,038,340.82
<u>Missouri Commission for the Deaf Board of Certification of Interpreters - 0264</u>				
Office of Administration	12,997.00	2,154.90	---	10,842.10
Elementary and Secondary Education	117,000.00	81,612.67	---	35,387.33
<u>Secretary of State's Technology Trust Fund Account - 0266</u>				
Executive	3,504,600.00	1,409,004.11	---	2,095,595.89
Office of Administration	6,401.00	6,400.00	---	1.00

**STATE OF MISSOURI
SUMMARY OF APPROPRIATIONS BY FUND AND DEPARTMENT
SPECIAL REVENUE FUNDS
FOR THE APPROPRIATION YEAR 2013**

	<u>Appropriations</u>	<u>Expenditures and Appropriated Transfers Out</u>	<u>Reappropriations to 2014</u>	<u>Lapse of Appropriations</u>
<u>Missouri Air Emission Reduction - 0267</u>				
Office of Administration	183.00	181.47	---	1.53
Natural Resources	1,434,572.00	797,093.09	---	637,478.91
<u>Missouri National Guard Training Site - 0269</u>				
Public Safety	349,397.00	314,300.57	---	35,096.43
<u>Statewide Court Automation - 0270</u>				
Judiciary	4,473,823.00	3,437,067.37	---	1,036,755.63
Revenue	1,200.00	1,155.06	---	44.94
<u>Nursing Facility Quality of Care - 0271</u>				
Office of Administration	530,823.00	310,977.94	---	219,845.06
Health and Senior Services	2,449,022.00	1,664,601.14	---	784,420.86
Social Services	166,932.00	160,341.65	---	6,590.35
<u>Tourism Supplemental Revenue - 0274</u>				
Office of Administration	55,715.00	14,374.46	---	41,340.54
Economic Development	13,838,649.00	12,019,061.05	---	1,819,587.95
<u>Health Initiatives - 0275</u>				
Office of Administration	56,819.00	50,867.45	---	5,951.55
Health and Senior Services	1,642,662.00	1,609,295.94	---	33,366.06
Mental Health	6,637,069.00	6,631,735.57	---	5,333.43
Revenue	84,813.00	56,221.78	---	28,591.22
Social Services	28,842,976.00	27,880,555.53	---	962,420.47
<u>School Building Revolving - 0279</u>				
Revenue	1,300.00	1,275.00	---	25.00
<u>Peace Officers Standards and Training Commission - 0281</u>				
Public Safety	1,400,000.00	1,228,441.84	---	171,558.16
<u>Gaming Proceeds for Education - 0285</u>				
Revenue	500.00	---	---	500.00
<u>Gaming Commission - 0286</u>				
Executive	145,710.00	127,099.33	---	18,610.67
Office of Administration	4,939.00	---	---	4,939.00
Public Safety	24,945,953.00	22,506,986.28	---	2,438,966.72
Revenue	500.00	---	---	500.00
Social Services	500,000.00	473,234.77	---	26,765.23
<u>Outstanding Schools Trust - 0287</u>				
Elementary and Secondary Education	653,200,000.00	653,200,000.00	---	---
<u>Mental Health Earnings - 0288</u>				
Mental Health	8,901,989.00	6,735,359.09	---	2,166,629.91
<u>Bingo Proceeds for Education - 0289</u>				
Elementary and Secondary Education	2,729,196.80	2,715,601.51	13,595.00	0.29
Higher Education	253,743.00	253,743.00	---	---
Public Safety	5,000.00	---	---	5,000.00

**STATE OF MISSOURI
SUMMARY OF APPROPRIATIONS BY FUND AND DEPARTMENT
SPECIAL REVENUE FUNDS
FOR THE APPROPRIATION YEAR 2013**

	<u>Appropriations</u>	<u>Expenditures and Appropriated Transfers Out</u>	<u>Reappropriations to 2014</u>	<u>Lapse of Appropriations</u>
<u>Highway - Grade Crossing Safety Account - 0290</u>				
Transportation	3,000,000.00	1,353,382.40	---	1,646,617.60
<u>Lottery Proceeds - 0291</u>				
Office of Administration	112,642.00	109,222.10	---	3,419.90
Elementary and Secondary Education	185,259,446.00	185,084,808.00	---	174,638.00
Higher Education	74,409,310.00	69,327,259.20	---	5,082,050.80
<u>Animal Health Laboratory Fee - 0292</u>				
Office of Administration	11,414.00	1,529.89	---	9,884.11
Agriculture	852,843.00	724,011.20	---	128,831.80
<u>Mammography - 0293</u>				
Office of Administration	4,637.00	3,737.37	---	899.63
Health and Senior Services	86,573.00	63,469.18	---	23,103.82
<u>Animal Care Reserve - 0295</u>				
Office of Administration	19,165.00	4,650.33	---	14,514.67
Agriculture	832,224.00	466,655.98	---	365,568.02
<u>Aging - Elderly Home Delivered Meals Trust - 0296</u>				
Office of Administration	10,970.00	10,970.00	---	---
Health and Senior Services	100,000.00	28,499.00	---	71,501.00
Revenue	12,823.00	9,337.46	---	3,485.54
<u>Highway Patrol Inspection - 0297</u>				
Public Safety	829,703.00	460,773.29	---	368,929.71
<u>Missouri Public Health Services - 0298</u>				
Office of Administration	905,473.00	710,460.17	---	195,012.83
Health and Senior Services	11,199,623.00	9,114,117.43	---	2,085,505.57
<u>Livestock Brands - 0299</u>				
Office of Administration	3,234.00	768.84	---	2,465.16
Agriculture	69,876.00	38,253.84	---	31,622.16
<u>Missouri State Water Patrol - 0400</u>				
Public Safety	3,494,717.00	3,148,004.32	---	346,712.68
<u>Commodity Council Merchandising - 0406</u>				
Office of Administration	3,612.00	772.51	---	2,839.49
Agriculture	100,744.00	66,950.21	---	33,793.79
<u>DHE Out-of-State Program - 0420</u>				
Higher Education	5,851.00	5,850.09	---	0.91
<u>Statutory Revision - 0546</u>				
Legislature	207,509.00	126,524.31	---	80,984.69

**STATE OF MISSOURI
SUMMARY OF APPROPRIATIONS BY FUND AND DEPARTMENT
SPECIAL REVENUE FUNDS
FOR THE APPROPRIATION YEAR 2013**

	<u>Appropriations</u>	<u>Expenditures and Appropriated Transfers Out</u>	<u>Reappropriations to 2014</u>	<u>Lapse of Appropriations</u>
<u>Credit Unions - 0548</u>				
Office of Administration	6,606.00	5,260.00	---	1,346.00
Insurance, Financial Institutions and Professional Registration	1,279,787.00	1,095,961.13	---	183,825.87
<u>Finance - 0550</u>				
Office of Administration	160,519.00	152,388.44	---	8,130.56
Insurance, Financial Institutions and Professional Registration	8,251,531.00	7,743,916.50	---	507,614.50
<u>Insurance Examiners - 0552</u>				
Office of Administration	129,648.00	63,734.93	---	65,913.07
Insurance, Financial Institutions and Professional Registration	4,113,760.00	3,369,110.85	---	744,649.15
<u>Natural Resources Protection - 0555</u>				
Natural Resources	1,069,520.61	618,822.29	170,000.00	280,698.32
<u>Deaf Relay Service - 0559</u>				
Office of Administration	12,990.00	7,680.95	---	5,309.05
Economic Development	2,499,750.00	1,192,934.49	---	1,306,815.51
Elementary and Secondary Education	1,897,068.00	1,173,652.35	---	723,415.65
<u>Endowed Care Cemetery Audit - 0562</u>				
Health and Senior Services	1,340.00	1,339.77	---	0.23
<u>Missouri Community College Job Training Program - 0563</u>				
Economic Development	16,000,000.00	3,081,261.36	---	12,918,738.64
<u>Professional and Practical Nursing Student Loan and Nurse Loan Repayment - 0565</u>				
Office of Administration	7,184.00	5,527.11	---	1,656.89
Health and Senior Services	597,614.00	452,736.30	---	144,877.70
<u>Insurance Dedicated - 0566</u>				
Office of Administration	1,033,416.00	690,453.80	---	342,962.20
Insurance, Financial Institutions and Professional Registration	9,585,380.00	7,916,296.12	---	1,669,083.88
<u>Natural Resources Protection - Water Pollution Permit Fee Subaccount - 0568</u>				
Executive	52,108.00	52,107.92	---	0.08
Office of Administration	59,821.00	53,028.35	---	6,792.65
Natural Resources	14,788,734.00	8,232,849.08	---	6,555,884.92
<u>Solid Waste Management - Scrap Tire Subaccount - 0569</u>				
Natural Resources	3,667,563.00	2,490,475.20	---	1,177,087.80
Revenue	2,700.00	2,305.94	---	394.06

**STATE OF MISSOURI
SUMMARY OF APPROPRIATIONS BY FUND AND DEPARTMENT
SPECIAL REVENUE FUNDS
FOR THE APPROPRIATION YEAR 2013**

	Appropriations	Expenditures and Appropriated Transfers Out	Reappropriations to 2014	Lapse of Appropriations
<u>Solid Waste Management - 0570</u>				
Executive	42,529.00	42,529.00	---	---
Office of Administration	5,760.00	---	---	5,760.00
Natural Resources	25,125,887.00	10,496,702.24	---	14,629,184.76
<u>Aquaculture Marketing Development - 0573</u>				
Agriculture	20,103.00	4,004.90	---	16,098.10
<u>Metallic Minerals Waste Management - 0575</u>				
Natural Resources	69,397.00	42,110.39	---	27,286.61
<u>Local Records Preservation - 0577</u>				
Executive	2,003,875.00	802,568.06	---	1,201,306.94
<u>Spinal Cord Injury - 0578</u>				
Higher Education	1,500,000.00	1,149,688.00	---	350,312.00
<u>Veterans' Trust - 0579</u>				
Public Safety	73,812.00	61,287.36	---	12,524.64
<u>Livestock Sales and Markets Fees - 0581</u>				
Office of Administration	657.00	91.72	---	565.28
Agriculture	32,115.00	8,831.65	---	23,283.35
<u>Manufactured Housing - 0582</u>				
Economic Development	524,972.00	332,255.48	---	192,716.52
<u>Natural Resources Protection - Air Pollution Asbestos Fee Subaccount - 0584</u>				
Natural Resources	333,475.00	117,022.97	---	216,452.03
<u>Underground Storage Tank Regulation Program - 0586</u>				
Natural Resources	105,837.00	66,152.24	---	39,684.76
<u>Chemical Emergency Preparedness - 0587</u>				
Office of Administration	15,892.00	2,400.00	---	13,492.00
Public Safety	990,998.00	749,864.33	---	241,133.67
<u>Motor Vehicle Commission - 0588</u>				
Executive	49,853.00	42,794.81	---	7,058.19
Office of Administration	60,480.00	55,141.86	---	5,338.14
Revenue	1,157,894.00	463,233.55	---	694,660.45
<u>Health Spa Regulatory - 0589</u>				
Executive	5,000.00	5,000.00	---	---
<u>State Forensic Laboratory - 0591</u>				
Public Safety	674,200.00	601,134.86	---	73,065.14

**STATE OF MISSOURI
SUMMARY OF APPROPRIATIONS BY FUND AND DEPARTMENT
SPECIAL REVENUE FUNDS
FOR THE APPROPRIATION YEAR 2013**

	Appropriations	Expenditures and Appropriated Transfers Out	Reappropriations to 2014	Lapse of Appropriations
<u>Services to Victims - 0592</u>				
Public Safety	5,040,175.00	4,100,716.35	---	939,458.65
<u>Natural Resources Protection - Air Pollution Permit Fee Subaccount - 0594</u>				
Executive	42,003.00	42,003.00	---	---
Office of Administration	1,997.00	1,995.24	---	1.76
Natural Resources	6,944,543.00	3,923,139.81	---	3,021,403.19
<u>Missouri Main Street Program - 0596</u>				
Economic Development	42,614.00	41,336.00	---	1,278.00
<u>Children's Service Commission - 0601</u>				
Elementary and Secondary Education	10,000.00	---	---	10,000.00
<u>Water and Wastewater Loan Revolving - 0602</u>				
Natural Resources	130,000,000.00	10,061,670.85	---	119,938,329.15
<u>Public Service Commission - 0607</u>				
Office of Administration	4,894.00	4,295.39	---	598.61
Economic Development	14,099,068.00	12,876,072.20	---	1,222,995.80
<u>Conservation Commission - 0609</u>				
Executive	46,476.00	46,439.14	---	36.86
Office of Administration	1,306,362.00	1,240,411.59	---	65,950.41
Conservation	213,919,870.70	148,317,835.56	18,000,000.00	47,602,035.14
Revenue	559,432.00	507,501.61	---	51,930.39
<u>Parks Sales Tax - 0613</u>				
Executive	21,908.00	21,907.90	---	0.10
Office of Administration	253,432.00	77,889.56	---	175,542.44
Natural Resources	33,736,897.44	27,244,559.38	3,242,845.00	3,249,493.06
<u>Soil and Water Sales Tax - 0614</u>				
Executive	35,823.00	35,822.80	---	0.20
Office of Administration	5,760.00	---	---	5,760.00
Natural Resources	49,624,103.00	42,470,772.22	---	7,153,330.78
<u>Apple Merchandising - 0615</u>				
Agriculture	11,000.00	---	---	11,000.00
<u>State School Money - 0616</u>				
Office of Administration	38,460.00	---	---	38,460.00
Elementary and Secondary Education	2,207,430,431.00	2,207,418,164.95	---	12,266.05
Revenue	25,000.00	14,193.43	---	10,806.57
<u>Handicapped Children's Trust - 0618</u>				
Elementary and Secondary Education	200,000.00	79,336.35	---	120,663.65
<u>Social Services Educational Improvement - 0620</u>				
Office of Administration	42,318.00	7,365.52	---	34,952.48
Social Services	6,958,192.00	6,557,336.79	---	400,855.21

**STATE OF MISSOURI
SUMMARY OF APPROPRIATIONS BY FUND AND DEPARTMENT
SPECIAL REVENUE FUNDS
FOR THE APPROPRIATION YEAR 2013**

	<u>Appropriations</u>	<u>Expenditures and Appropriated Transfers Out</u>	<u>Reappropriations to 2014</u>	<u>Lapse of Appropriations</u>
<u>Blind Pension - 0621</u>				
Office of Administration	30,265.00	30,263.75	---	1.25
Social Services	36,822,692.00	32,255,307.98	---	4,567,384.02
<u>Tort Victims' Compensation - 0622</u>				
Labor and Industrial Relations	499,836.00	495,021.74	---	4,814.26
<u>State Seminary Money - 0623</u>				
Higher Education	275,000.00	49,006.00	---	225,994.00
<u>Livestock Dealer Law Enforcement and Administration - 0624</u>				
Office of Administration	248.00	---	---	248.00
Agriculture	11,677.00	---	---	11,677.00
<u>Board of Accountancy - 0627</u>				
Insurance, Financial Institutions and Professional Registration	460,905.00	398,539.19	---	62,365.81
<u>Board of Podiatric Medicine - 0629</u>				
Insurance, Financial Institutions and Professional Registration	20,069.00	3,561.61	---	16,507.39
<u>Board of Chiropractic Examiners - 0630</u>				
Insurance, Financial Institutions and Professional Registration	147,672.00	94,879.56	---	52,792.44
<u>Board of Embalmers and Funeral Directors - 0633</u>				
Insurance, Financial Institutions and Professional Registration	204,033.00	74,422.89	---	129,610.11
<u>Board of Registration for Healing Arts - 0634</u>				
Insurance, Financial Institutions and Professional Registration	2,592,302.00	2,389,469.69	---	202,832.31
<u>Board of Nursing - 0635</u>				
Office of Administration	216.00	---	---	216.00
Insurance, Financial Institutions and Professional Registration	1,794,419.00	1,492,194.29	---	302,224.71
Higher Education	1,000,000.00	997,525.00	---	2,475.00
<u>Board of Optometry - 0636</u>				
Insurance, Financial Institutions and Professional Registration	41,110.00	13,288.91	---	27,821.09
<u>Board of Pharmacy - 0637</u>				
Office of Administration	768.00	766.00	---	2.00
Insurance, Financial Institutions and Professional Registration	1,614,868.00	1,182,983.36	---	431,884.64

**STATE OF MISSOURI
SUMMARY OF APPROPRIATIONS BY FUND AND DEPARTMENT
SPECIAL REVENUE FUNDS
FOR THE APPROPRIATION YEAR 2013**

	Appropriations	Expenditures and Appropriated Transfers Out	Reappropriations to 2014	Lapse of Appropriations
<u>Missouri Real Estate</u>				
<u>Commission - 0638</u>				
Office of Administration	159.00	---	---	159.00
Insurance, Financial Institutions and Professional Registration	1,193,002.00	895,369.76	---	297,632.24
<u>Veterinary Medical Board - 0639</u>				
Insurance, Financial Institutions and Professional Registration	118,079.00	54,422.46	---	63,656.54
<u>Highway Department - 0644</u>				
Office of Administration	3,841,398.00	3,509,191.79	---	332,206.21
Transportation	30,034,000.00	20,493,861.02	---	9,540,138.98
Public Safety	219,841,343.88	200,401,911.80	2,328,131.00	17,111,301.08
Revenue	25,494,035.00	21,786,855.25	---	3,707,179.75
<u>Milk Inspection Fees - 0645</u>				
Office of Administration	6,469.00	652.95	---	5,816.05
Agriculture	1,434,513.00	1,062,761.94	---	371,751.06
<u>Health Document Services - 0646</u>				
Office of Administration	128,689.00	4,054.02	---	124,634.98
Health and Senior Services	505,979.00	72,747.40	---	433,231.60
<u>Grain Inspection Fees - 0647</u>				
Office of Administration	64,632.00	44,657.91	---	19,974.09
Agriculture	1,966,961.00	1,300,252.78	---	666,708.22
<u>Water and Wastewater Loan - 0649</u>				
Natural Resources	158,413,543.93	120,650,675.85	---	37,762,868.08
<u>Tourism Marketing - 0650</u>				
Economic Development	24,500.00	7,265.76	---	17,234.24
<u>Workers' Compensation - 0652</u>				
Executive	586,302.00	331,749.44	---	254,552.56
Office of Administration	356,504.00	311,525.43	---	44,978.57
Labor and Industrial Relations	11,189,329.00	9,268,833.04	---	1,920,495.96
Revenue	513,703.00	513,702.48	---	0.52
<u>Workers' Compensation - Second Injury - 0653</u>				
Executive	3,168,832.00	2,540,740.10	---	628,091.90
Office of Administration	4,977.00	4,261.00	---	716.00
Labor and Industrial Relations	47,609,511.00	42,516,962.10	---	5,092,548.90
<u>Railroad Expense - 0659</u>				
Transportation	819,273.00	658,996.14	---	160,276.86
<u>Groundwater Protection - 0660</u>				
Office of Administration	18.00	---	---	18.00
Natural Resources	791,829.00	752,948.38	---	38,880.62

STATE OF MISSOURI
SUMMARY OF APPROPRIATIONS BY FUND AND DEPARTMENT
SPECIAL REVENUE FUNDS
FOR THE APPROPRIATION YEAR 2013

	Appropriations	Expenditures and Appropriated Transfers Out	Reappropriations to 2014	Lapse of Appropriations
<u>State Contracted Manufacturing</u>				
<u>Dairy Plant Inspection and Grading</u>				
<u>Fee - 0661</u>				
Agriculture	7,754.00	---	---	7,754.00
<u>Petroleum Inspection - 0662</u>				
Office of Administration	133,080.00	56,369.80	---	76,710.20
Agriculture	2,385,282.00	1,821,882.88	---	563,399.12
Revenue	35,973.00	18,297.00	---	17,676.00
<u>Missouri Land Survey - 0668</u>				
Natural Resources	1,074,796.00	468,054.72	---	606,741.28
<u>Legal Defense and Defender - 0670</u>				
Judiciary	2,980,952.00	1,325,332.66	---	1,655,619.34
Office of Administration	6,903.00	---	---	6,903.00
<u>Criminal Record System - 0671</u>				
Office of Administration	2,799.00	2,797.65	---	1.35
Public Safety	13,689,756.00	10,311,087.14	---	3,378,668.86
<u>Motor Fuel Tax - 0673</u>				
Revenue	188,000,000.00	177,321,082.31	---	10,678,917.69
<u>State Transportation - 0675</u>				
Transportation	2,510,048.00	2,478,653.79	---	31,394.21
<u>Hazardous Waste - 0676</u>				
Executive	321,835.00	321,786.47	---	48.53
Office of Administration	9,496.00	9,458.15	---	37.85
Health and Senior Services	267,128.00	260,688.48	---	6,439.52
Natural Resources	2,436,814.00	1,897,685.89	---	539,128.11
<u>Dental Board - 0677</u>				
Insurance, Financial Institutions and Professional Registration	638,023.00	381,447.65	---	256,575.35
<u>State Board of Architects, Engineers and Land Surveyors - 0678</u>				
Insurance, Financial Institutions and Profession Registration	706,258.00	622,836.76	---	83,421.24
<u>Safe Drinking Water - 0679</u>				
Executive	14,723.00	14,723.00	---	---
Office of Administration	1,185.00	1,172.00	---	13.00
Health and Senior Services	435,117.00	351,000.35	---	84,116.65
Natural Resources	3,326,425.00	2,439,372.64	---	887,052.36
<u>Missouri Office of Prosecution Services - 0680</u>				
Executive	2,060,884.00	494,896.65	---	1,565,987.35
<u>Crime Victims' Compensation - 0681</u>				
Judiciary	887,200.00	887,200.00	---	---
Office of Administration	37,829.00	1,296.58	---	36,532.42
Public Safety	7,801,026.00	4,451,412.40	---	3,349,613.60

**STATE OF MISSOURI
SUMMARY OF APPROPRIATIONS BY FUND AND DEPARTMENT
SPECIAL REVENUE FUNDS
FOR THE APPROPRIATION YEAR 2013**

	<u>Appropriations</u>	<u>Expenditures and Appropriated Transfers Out</u>	<u>Reappropriations to 2014</u>	<u>Lapse of Appropriations</u>
<u>Marketing Development - 0683</u>				
Office of Administration	2,491.00	282.67	---	2,208.33
Agriculture	451,494.00	57,451.86	---	394,042.14
<u>Coal Mine Land Reclamation - 0684</u>				
Natural Resources	431,650.00	74,218.45	---	357,431.55
<u>Fair Share - 0687</u>				
Revenue	11,000.00	6,308.17	---	4,691.83
<u>School District Trust - 0688</u>				
Elementary and Secondary Education	768,800,000.00	751,559,817.96	---	17,240,182.04
<u>Children's Trust - 0694</u>				
Office of Administration	4,729,689.00	3,487,549.18	---	1,242,139.82
Health and Senior Services	6,700.00	6,699.38	---	0.62
<u>Highway Patrol Motor Vehicle/ Aircraft/Watercraft - 0695</u>				
Public Safety	6,482,224.00	6,425,991.87	---	56,232.13
<u>Meramac-Onondaga State Parks - 0698</u>				
Natural Resources	5,586.00	---	---	5,586.00
<u>Oil and Gas Remedial - 0699</u>				
Natural Resources	37,759.00	1,773.40	---	35,985.60
<u>War on Terror Unemployment Compensation - 0736</u>				
Labor and Industrial Relations	90,000.00	---	---	90,000.00
<u>Brain Injury - 0742</u>				
Health and Senior Services	1,074,900.00	892,433.91	---	182,466.09
<u>Boiler and Pressure Vessels Safety - 0744</u>				
Office of Administration	14,020.00	13,174.10	---	845.90
Public Safety	371,955.00	365,350.87	---	6,604.13
<u>Second Capital Commission - 0745</u>				
Office of Administration	25,000.00	---	---	25,000.00
<u>Missouri Pet Spay/Neuter - 0747</u>				
Agriculture	50,000.00	19,615.00	---	30,385.00
<u>Stormwater Loan Revolving - 0754</u>				
Natural Resources	1,014,141.00	---	---	1,014,141.00
<u>Rural Water and Sewer Loan Revolving - 0755</u>				
Natural Resources	800,000.00	246,015.05	---	553,984.95
<u>Basic Civil Legal Services - 0757</u>				
Judiciary	5,094,754.00	3,674,141.44	---	1,420,612.56

**STATE OF MISSOURI
SUMMARY OF APPROPRIATIONS BY FUND AND DEPARTMENT
SPECIAL REVENUE FUNDS
FOR THE APPROPRIATION YEAR 2013**

	<u>Appropriations</u>	<u>Expenditures and Appropriated Transfers Out</u>	<u>Reappropriations to 2014</u>	<u>Lapse of Appropriations</u>
<u>Highway Patrol Traffic Records - 0758</u>				
Public Safety	387,377.00	130,086.57	---	257,290.43
<u>Antiterrorism - 0759</u>				
Public Safety	10,000.00	9,320.70	---	679.30
<u>Life Sciences Research Trust - 0763</u>				
Social Services	33,000,000.00	33,000,000.00	---	---
<u>Youth Services Products - 0764</u>				
Social Services	5,000.00	---	---	5,000.00
<u>Missouri State Archives - St. Louis Trust - 0770</u>				
Executive	1.00	---	---	1.00
<u>DNA Profiling Analysis - 0772</u>				
Public Safety	1,592,649.00	644,906.55	---	947,742.45
<u>Department of Revenue Specialty Plate - 0775</u>				
Revenue	34,742.00	7,338.50	---	27,403.50
<u>Missouri Rx Plan - 0779</u>				
Office of Administration	15,000.00	15,000.00	---	---
Social Services	20,484,522.00	12,954,106.86	---	7,530,415.14
<u>Putative Father Registry - 0780</u>				
Office of Administration	12,300.00	3,046.20	---	9,253.80
Health and Senior Services	121,194.00	85,742.53	---	35,451.47
<u>Missouri Assistive Technology - 0781</u>				
Elementary and Secondary Education	850,000.00	458,060.94	---	391,939.06
<u>Economic Development Advancement - 0783</u>				
Office of Administration	1,229.00	---	---	1,229.00
Economic Development	4,352,248.00	3,922,185.89	---	430,062.11
Natural Resources	112,457.00	101,498.91	---	10,958.09
<u>Classroom Trust - 0784</u>				
Elementary and Secondary Education	319,696,995.00	319,696,995.00	---	---
<u>Cosmetology and Barber Exam - 0785</u>				
Insurance, Financial Institutions and Professional Registration	286,409.00	192,159.22	---	94,249.78
<u>Part C Early Intervention - 0788</u>				
Elementary and Secondary Education	13,000,000.00	5,268,400.00	---	7,731,600.00
<u>Lewis & Clark Discovery - 0790</u>				
Higher Education	100,333,839.87	597,050.00	---	99,736,789.87

**STATE OF MISSOURI
SUMMARY OF APPROPRIATIONS BY FUND AND DEPARTMENT
SPECIAL REVENUE FUNDS
FOR THE APPROPRIATION YEAR 2013**

	<u>Appropriations</u>	<u>Expenditures and Appropriated Transfers Out</u>	<u>Reappropriations to 2014</u>	<u>Lapse of Appropriations</u>
<u>Access MO Financial Assistance - 0791</u>				
Higher Education	65,327,307.00	64,067,300.50	---	1,260,006.50
<u>Consumer Restitution - 0792</u>				
Insurance, Financial Institutions and Professional Registration	5,000.00	---	---	5,000.00
<u>Attorney General Trust - 0794</u>				
Executive	265,505.00	265,504.52	---	0.48
<u>Geologic Resources - 0801</u>				
Natural Resources	127,873.00	85,017.72	---	42,855.28
<u>Veterinary Student Loan Payment - 0803</u>				
Agriculture	180,000.00	120,000.00	---	60,000.00
<u>MO Explosives Safety Act Admin - 0804</u>				
Public Safety	121,462.00	80,389.92	---	41,072.08
<u>Fire Education - 0821</u>				
Public Safety	320,000.00	150,994.23	---	169,005.77
<u>Boll Weevil Suppression and Eradication - 0823</u>				
Agriculture	70,151.00	1,458.65	---	68,692.35
<u>Organ Donor Program - 0824</u>				
Office of Administration	84,850.00	59,355.00	---	25,495.00
Health and Senior Services	303,636.00	74,849.03	---	228,786.97
<u>Child Labor Enforcement - 0826</u>				
Office of Administration	14,995.00	6.05	---	14,988.95
Labor and Industrial Relations	179,450.00	11,149.99	---	168,300.01
<u>Inmate Incarceration Reimbursement Act Revolving - 0828</u>				
Executive	149,279.00	120,379.71	---	28,899.29
Corrections	750,000.00	224,507.61	---	525,492.39
<u>State Court Administration Revolving - 0831</u>				
Judiciary	230,000.00	140,142.36	---	89,857.64
<u>Concentrated Animal Feeding Operation Indemnity - 0834</u>				
Natural Resources	100,000.00	---	---	100,000.00
<u>State Document Preservation - 0836</u>				
Executive	25,000.00	1,608.84	---	23,391.16
<u>Light Rail Safety - 0838</u>				
Transportation	1,000,000.00	---	---	1,000,000.00

**STATE OF MISSOURI
SUMMARY OF APPROPRIATIONS BY FUND AND DEPARTMENT
SPECIAL REVENUE FUNDS
FOR THE APPROPRIATION YEAR 2013**

	Appropriations	Expenditures and Appropriated Transfers Out	Reappropriations to 2014	Lapse of Appropriations
<u>State Transportation Assistance Revolving - 0841</u>				
Transportation	1,000,000.00	---	---	1,000,000.00
<u>Criminal Justice Network and Technology Revolving - 0842</u>				
Public Safety	2,300,000.00	2,271,316.19	---	28,683.81
<u>Youth Services Treatment - 0843</u>				
Social Services	999.00	---	---	999.00
<u>Missouri Office of Prosecution Services Revolving - 0844</u>				
Executive	150,000.00	44,261.68	---	105,738.32
<u>Judiciary Education and Training - 0847</u>				
Judiciary	1,527,801.00	1,121,826.12	---	405,974.88
<u>Missouri Supplemental Tax Increment Financing - 0848</u>				
Economic Development	10,710,139.00	10,710,138.70	---	0.30
<u>Domestic Relations Resolution - 0852</u>				
Judiciary	300,000.00	236,175.80	---	63,824.20
<u>Correctional Substance Abuse Earnings - 0853</u>				
Corrections	264,600.00	215,265.34	---	49,334.66
<u>Missouri Wine Marketing and Research Development - 0855</u>				
Agriculture	111,000.00	35,627.97	---	75,372.03
<u>Early Childhood Development, Education and Care - 0859</u>				
Office of Administration	8,498,469.00	7,850,403.47	---	648,065.53
Elementary and Secondary Education	19,936,125.00	19,918,766.00	---	17,359.00
Health and Senior Services	267,946.00	259,904.62	---	8,041.38
Social Services	5,808,308.00	4,977,761.95	---	830,546.05
<u>Kids' Chance Scholarship - 0878</u>				
Higher Education	27,750.00	15,000.00	---	12,750.00
<u>Guaranty Agency Operating - 0880</u>				
Office of Administration	916,111.00	404,547.81	---	511,563.19
Higher Education	19,938,124.00	11,805,979.57	---	8,132,144.43
<u>Federal Student Loan Reserve - 0881</u>				
Higher Education	200,000,000.00	151,965,726.42	---	48,034,273.58
<u>Missouri Alternative Fuel Vehicle Loan - 0886</u>				
Natural Resources	2,000.00	---	---	2,000.00

**STATE OF MISSOURI
SUMMARY OF APPROPRIATIONS BY FUND AND DEPARTMENT
SPECIAL REVENUE FUNDS
FOR THE APPROPRIATION YEAR 2013**

	<u>Appropriations</u>	<u>Expenditures and Appropriated Transfers Out</u>	<u>Reappropriations to 2014</u>	<u>Lapse of Appropriations</u>
<u>Missouri Public Broadcasting Corporation Special - 0887</u>				
Economic Development	100,000.00	97,000.00	---	3,000.00
<u>Blindness Education, Screening, and Treatment Program - 0892</u>				
Social Services	349,000.00	134,762.00	---	214,238.00
<u>Missouri Lead Abatement Loan - 0893</u>				
Health and Senior Services	76,375.00	672.03	---	75,702.97
<u>Dry-Cleaning Environmental Response Trust - 0898</u>				
Natural Resources	522,292.00	445,181.64	---	77,110.36
<u>Missouri National Guard Trust - 0900</u>				
Office of Administration	9,064.00	9,062.43	---	1.57
Public Safety	6,141,037.00	3,600,966.53	---	2,540,070.47
<u>Agriculture Development - 0904</u>				
Office of Administration	1,979.00	110.47	---	1,868.53
Agriculture	222,322.00	77,382.70	---	144,939.30
<u>Mined Land Reclamation - 0906</u>				
Executive	14,693.00	14,693.00	---	---
Natural Resources	1,586,653.00	636,537.36	---	950,115.64
<u>Manufactured Housing Consumer Recovery - 0909</u>				
Economic Development	192,000.00	---	---	192,000.00
<u>Babler State Park - 0911</u>				
Natural Resources	170,390.00	106,936.45	---	63,453.55
<u>Deputy Sheriff Salary Supplementation - 0913</u>				
Public Safety	6,400,000.00	3,999,655.50	---	2,400,344.50
<u>Rebuild Missouri Schools - 0917</u>				
Elementary and Secondary Education	900,000.00	900,000.00	---	---
<u>Governors' Council on Physical Fitness Institution Gift Trust - 0924</u>				
Health and Senior Services	47,500.00	---	---	47,500.00
<u>Mental Health Trust - 0926</u>				
Mental Health	1,636,323.00	556,097.26	---	1,080,225.74
<u>Cigarette Fire Safety and Firefighter Protection - 0937</u>				
Public Safety	33,247.00	22,199.11	---	11,047.89
<u>Special Employment Security Bond Proceeds - 0947</u>				
Labor and Industrial Relations	1.00	---	---	1.00

**STATE OF MISSOURI
SUMMARY OF APPROPRIATIONS BY FUND AND DEPARTMENT
SPECIAL REVENUE FUNDS
FOR THE APPROPRIATION YEAR 2013**

	<u>Appropriations</u>	<u>Expenditures and Appropriated Transfers Out</u>	<u>Reappropriations to 2014</u>	<u>Lapse of Appropriations</u>
<u>Special Employment Security - 0949</u>				
Office of Administration	111,599.00	16,308.91	---	95,290.09
Economic Development	216,000.00	216,000.00	---	---
Labor and Industrial Relations	29,134,919.15	25,009,324.40	---	4,125,594.75
<u>State Fair Trust - 0951</u>				
Agriculture	9,900.00	680.00	---	9,220.00
<u>Aviation Trust - 0952</u>				
Transportation	10,877,816.00	6,149,943.58	---	4,727,872.42
Revenue	50,000.00	4,131.37	---	45,868.63
<u>Unemployment Automation - 0953</u>				
Office of Administration	5,286,904.00	---	---	5,286,904.00
Labor and Industrial Relations	203,048.00	62,146.95	---	140,901.05
<u>Ambulance Service Reimbursement Allowance - 0958</u>				
Social Services	16,983,087.00	16,983,009.49	---	77.51
<u>Agriculture Protection - 0970</u>				
Office of Administration	2,191.00	2,189.23	---	1.77
Agriculture	6,826,151.00	6,577,033.16	---	249,117.84
<u>State Mine Inspection - 0973</u>				
Labor and Industrial Relations	50,000.00	29,364.82	---	20,635.18
<u>Livestock Feed and Crop Input Program - 0978</u>				
Agriculture	15,000.00	---	---	15,000.00
<u>Tobacco Control Special - 0984</u>				
Revenue	44,363.00	29,606.08	---	14,756.92
<u>Medicaid Provider Enrollment - 0990</u>				
Social Services	51,500.00	---	---	51,500.00
Subtotals	6,631,414,910.38	5,998,088,114.91	23,754,571.00	609,572,224.47
Appropriated Transfers Out	<u>1,932,556,660.00</u>	<u>1,763,899,084.63</u>	---	<u>168,657,575.37</u>
Totals	<u>\$ 8,563,971,570.38</u>	<u>\$ 7,761,987,199.54</u>	<u>\$ 23,754,571.00</u>	<u>\$ 778,229,799.84</u>

**STATE OF MISSOURI
SUMMARY OF APPROPRIATIONS BY FUND AND DEPARTMENT
DEBT SERVICE FUNDS
FOR THE APPROPRIATION YEAR 2013**

	Appropriations	Expenditures and Appropriated Transfers Out	Reappropriations to 2014	Lapse of Appropriations
<u>Water Pollution Control Bond and Interest - Series B 2002 - 0200</u>				
Office of Administration	\$ 656,650.00	\$ ---	\$ ---	\$ 656,650.00
<u>Third State Building Bond Interest and Sinking - Series A 2002 - 0201</u>				
Office of Administration	4,376,750.00	4,376,750.00	---	---
<u>Fourth State Building Bond and Interest - Series A 2002 - 0202</u>				
Office of Administration	1,333,579.00	---	---	1,333,579.00
<u>Water Pollution Control Bond and Interest - Series A 2003 - 0203</u>				
Office of Administration	6,357,788.00	6,357,787.50	---	0.50
<u>Third State Building Bond, Interest and Sinking - Series A 2003 - 0204</u>				
Office of Administration	1,241,350.00	1,241,350.00	---	---
<u>Fourth State Building Bond and Interest - Series A 2005 - 0206</u>				
Office of Administration	10,139,875.00	10,139,875.00	---	---
<u>Water Pollution Control Bond and Interest - Series A 2007 - 0207</u>				
Office of Administration	1,972,532.00	1,972,531.26	---	0.74
<u>Water Pollution Control Bond and Interest - Series A 2010 - 0209</u>				
Office of Administration	9,666,950.00	9,666,950.00	---	---
<u>Fourth State Building Bond and Interest - Series A 2010 - 0210</u>				
Office of Administration	1,076,750.00	1,076,750.00	---	---
<u>Stormwater Control Bond and Interest - Series A 2010 - 0211</u>				
Office of Administration	1,798,650.00	1,798,650.00	---	---
<u>Fourth State Building Bond and Interest - Series A 2012 - 0212</u>				
Office of Administration	1,910,559.00	1,910,558.89	---	0.11
<u>Water Pollution Control Bond and Interest - Series A 2012 - 0213</u>				
Office of Administration	1,206,683.00	1,206,682.22	---	0.78
<u>Water Pollution Control Bond and Interest - Series A 2005 - 0218</u>				
Office of Administration	9,073,000.00	9,073,000.00	---	---

STATE OF MISSOURI
SUMMARY OF APPROPRIATIONS BY FUND AND DEPARTMENT
DEBT SERVICE FUNDS
FOR THE APPROPRIATION YEAR 2013

	<u>Appropriations</u>	<u>Expenditures and Appropriated Transfers Out</u>	<u>Reappropriations to 2014</u>	<u>Lapse of Appropriations</u>
<u>Stormwater Control Bond and Interest - Series A 2005 - 0219</u>				
Office of Administration	3,586,750.00	3,586,750.00	---	---
<u>Water Pollution Control Bond and Interest - Series A 2002 - 0231</u>				
Office of Administration	1,141,600.00	1,075,700.00	---	65,900.00
<u>Stormwater Control Bond and Interest - Series A 2002 - 0239</u>				
Office of Administration	570,700.00	570,700.00	---	---
<u>State Road Bond - 0319</u>				
Transportation	121,268,046.00	119,787,909.52	---	1,480,136.48
Subtotals	177,378,212.00	173,841,944.39	---	3,536,267.61
Appropriated Transfers Out	<u>27,702,700.00</u>	<u>27,702,698.30</u>	---	<u>1.70</u>
Totals	<u>\$ 205,080,912.00</u>	<u>\$ 201,544,642.69</u>	<u>---</u>	<u>\$ 3,536,269.31</u>

STATE OF MISSOURI
SUMMARY OF APPROPRIATIONS BY FUND AND DEPARTMENT
CAPITAL PROJECTS FUNDS
FOR THE APPROPRIATION YEAR 2013

	Appropriations	Expenditures and Appropriated Transfers Out	Reappropriations to 2014	Lapse of Appropriations
<u>Stormwater Control -</u>				
<u>Series A 2002 - 37H - 0302</u>				
Natural Resources	\$ 18,000,000.00	\$ ---	\$ ---	\$ 18,000,000.00
<u>Veterans' Homes Capital</u>				
<u>Improvement Trust - 0304</u>				
Office of Administration	51,412.00	48,056.38	---	3,355.62
Public Safety	26,499,967.46	12,002,872.51	1,642,798.00	12,854,296.95
<u>State Road - 0320</u>				
Office of Administration	646,896.00	270,371.27	---	376,524.73
Transportation	2,012,164,896.00	1,877,055,011.06	---	135,109,884.94
<u>State Road Series 2008 - 0321</u>				
Transportation	1.00	---	---	1.00
<u>Water Pollution Control -</u>				
<u>Series A 2007 - 37G - 0329</u>				
Office of Administration	1.00	---	---	1.00
Natural Resources	16,309,825.00	66,096.17	---	16,243,728.83
<u>Water Pollution Control -</u>				
<u>Series A 2007 - 37E - 0330</u>				
Office of Administration	1.00	---	---	1.00
Natural Resources	6,659,999.00	50,327.02	---	6,609,671.98
Subtotals	2,080,332,998.46	1,889,492,734.41	1,642,798.00	189,197,466.05
Appropriated Transfers Out	43,740,602.00	33,762,724.56	---	9,977,877.44
Totals	<u>\$ 2,124,073,600.46</u>	<u>\$ 1,923,255,458.97</u>	<u>\$ 1,642,798.00</u>	<u>\$ 199,175,343.49</u>

STATE OF MISSOURI
SUMMARY OF APPROPRIATIONS BY FUND AND DEPARTMENT
PERMANENT FUNDS
FOR THE APPROPRIATION YEAR 2013

	<u>Appropriations</u>	<u>Expenditures and Appropriated Transfers Out</u>	<u>Reappropriations to 2014</u>	<u>Lapse of Appropriations</u>
<u>Champ W. Smith & Mary C. Smith Memorial Endowment Trust - 0873</u>				
Health and Senior Services	\$ 35,000.00	\$ 4,000.00	---	\$ 31,000.00
Subtotals	35,000.00	4,000.00	---	31,000.00
Appropriated Transfers Out	<u>71.00</u>	<u>14.00</u>	<u>---</u>	<u>57.00</u>
Totals	<u>\$ 35,071.00</u>	<u>\$ 4,014.00</u>	<u>---</u>	<u>\$ 31,057.00</u>

**STATE OF MISSOURI
SUMMARY OF APPROPRIATIONS BY FUND AND DEPARTMENT
ENTERPRISE FUNDS
FOR THE APPROPRIATION YEAR 2013**

	Appropriations	Expenditures and Appropriated Transfers Out	Reappropriations to 2014	Lapse of Appropriations
<u>Federal Surplus Property - 0407</u>				
Office of Administration	\$ 2,871,485.00	\$ 2,570,021.10	\$ ---	\$ 301,463.90
<u>Single-Purpose Animal Facilities Loan Program - 0408</u>				
Office of Administration	1,591.00	837.52	---	753.48
Agriculture	133,827.00	114,930.88	---	18,896.12
<u>Single-Purpose Animal Facilities Loan Guarantee - 0409</u>				
Agriculture	201,046.00	---	---	201,046.00
<u>State Fair Fees - 0410</u>				
Office of Administration	43,959.00	14,292.17	---	29,666.83
Agriculture	4,854,418.00	3,839,998.58	---	1,014,419.42
<u>Agricultural Product Utilization and Business Development Guarantee - 0411</u>				
Agriculture	624,501.00	---	---	624,501.00
<u>Agricultural Product Utilization Grant - 0413</u>				
Agriculture	400,000.00	164,570.00	---	235,430.00
<u>State Parks Earnings - 0415</u>				
Office of Administration	27,465.00	3,626.37	---	23,838.63
Natural Resources	98,466,302.30	7,269,966.10	43,342,168.00	47,854,168.20
Public Safety	1,050,000.00	---	750,000.00	300,000.00
<u>Natural Resources Revolving Services - 0425</u>				
Natural Resources	3,181,516.00	2,560,483.85	---	621,032.15
<u>Historic Preservation Revolving - 0430</u>				
Natural Resources	2,804,668.00	258,940.17	---	2,545,727.83
<u>Missouri Veterans' Homes - 0460</u>				
Office of Administration	1,201,021.00	1,027,364.11	---	173,656.89
Public Safety	74,458,322.00	72,062,214.92	---	2,396,107.08
<u>Petroleum Storage Tank Insurance - 0585</u>				
Executive	27,997.00	27,982.28	---	14.72
Natural Resources	22,978,139.00	15,066,571.50	---	7,911,567.50
Revenue	28,106.00	24,922.03	---	3,183.97
<u>Department of Revenue Information - 0619</u>				
Office of Administration	12,104,467.00	---	---	12,104,467.00
Revenue	52,025.00	18,956.03	---	33,068.97
<u>State Environmental Improvement Authority - 0654</u>				
Natural Resources	1.00	---	---	1.00

STATE OF MISSOURI
SUMMARY OF APPROPRIATIONS BY FUND AND DEPARTMENT
ENTERPRISE FUNDS
FOR THE APPROPRIATION YEAR 2013

	<u>Appropriations</u>	<u>Expenditures and Appropriated Transfers Out</u>	<u>Reappropriations to 2014</u>	<u>Lapse of Appropriations</u>
<u>Lottery Enterprise - 0657</u>				
Executive	60,821.00	56,028.38	---	4,792.62
Office of Administration	8,369.00	8,367.80	---	1.20
Revenue	205,929,843.00	205,569,632.83	---	360,210.17
<u>Missouri Wine and Grape Fund - 0787</u>				
Office of Administration	16,596.00	3,492.40	---	13,103.60
Agriculture	1,898,301.00	1,564,600.81	---	333,700.19
Subtotals	433,424,786.30	312,227,799.83	44,092,168.00	77,104,818.47
Appropriated Transfers Out	<u>321,722,888.00</u>	<u>320,845,181.25</u>	---	<u>877,706.75</u>
Totals	<u>\$ 755,147,674.30</u>	<u>\$ 633,072,981.08</u>	<u>\$ 44,092,168.00</u>	<u>\$ 77,982,525.22</u>

**STATE OF MISSOURI
SUMMARY OF APPROPRIATIONS BY FUND AND DEPARTMENT
INTERNAL SERVICE FUNDS
FOR THE APPROPRIATION YEAR 2013**

	Appropriations	Expenditures and Appropriated Transfers Out	Reappropriations to 2014	Lapse of Appropriations
<u>Mental Health Interagency</u>				
<u>Payments - 0109</u>				
Mental Health	\$ 14,652,205.00	\$ 9,178,753.53	\$ ---	\$ 5,473,451.47
<u>Natural Resources Cost</u>				
<u>Allocation - 0500</u>				
Office of Administration	7,155,325.00	4,854,282.85	---	2,301,042.15
Natural Resources	7,613,841.00	6,647,834.41	---	966,006.59
<u>State Facility Maintenance and</u>				
<u>Operation - 0501</u>				
Office of Administration	98,501,928.00	95,919,496.31	---	2,582,431.69
<u>DIFP Administrative - 0503</u>				
Office of Administration	126,393.00	40,508.20	---	85,884.80
Insurance, Financial Institutions and Professional Registration	179,519.00	162,525.75	---	16,993.25
<u>Office of Administration Revolving</u>				
<u>Administrative Trust - 0505</u>				
Office of Administration	53,158,095.17	19,124,798.47	---	34,033,296.70
<u>Working Capital Revolving - 0510</u>				
Office of Administration	742,965.00	163,250.76	---	579,714.24
Corrections	37,863,572.00	26,142,944.71	---	11,720,627.29
<u>Central Check Mailing Service</u>				
<u>Revolving - 0515</u>				
Executive	248,418.00	68,535.97	---	179,882.03
<u>House of Representatives</u>				
<u>Revolving - 0520</u>				
Legislature	45,000.00	18,050.55	---	26,949.45
<u>Supreme Court Publications</u>				
<u>Revolving - 0525</u>				
Judiciary	150,000.00	60,931.78	---	89,068.22
<u>Adjutant General Revolving - 0530</u>				
Public Safety	25,000.00	20,875.56	---	4,124.44
<u>Senate Revolving - 0535</u>				
Legislature	40,000.00	---	---	40,000.00
<u>Inmate Revolving - 0540</u>				
Office of Administration	6,047,956.00	1,013.51	---	6,046,942.49
Mental Health	3,513,779.00	3,513,779.00	---	---
Corrections	16,550,510.00	7,143,314.93	---	9,407,195.07
<u>Social Services Administrative</u>				
<u>Trust - 0545</u>				
Office of Administration	438,601.00	45,000.00	---	393,601.00
Social Services	1,504,299.00	808,826.76	---	695,472.24

STATE OF MISSOURI
SUMMARY OF APPROPRIATIONS BY FUND AND DEPARTMENT
INTERNAL SERVICE FUNDS
FOR THE APPROPRIATION YEAR 2013

	<u>Appropriations</u>	<u>Expenditures and Appropriated Transfers Out</u>	<u>Reappropriations to 2014</u>	<u>Lapse of Appropriations</u>
<u>Economic Development</u>				
<u>Administrative - 0547</u>				
Office of Administration	1,973,053.00	98,934.98	---	1,874,118.02
Economic Development	1,218,916.00	699,605.66	---	519,310.34
<u>Professional Registration</u>				
<u>Fees - 0689</u>				
Office of Administration	1,085,611.00	518,044.26	---	567,566.74
Insurance, Financial Institutions and Professional Registration	4,980,129.00	4,172,216.21	---	807,912.79
<u>Missouri Revolving Information</u>				
<u>Technology Trust - 0980</u>				
Office of Administration	130,123,379.00	61,298,238.09	---	68,825,140.91
Subtotals	387,938,494.17	240,701,762.25	---	147,236,731.92
Appropriated Transfers Out	<u>25,087,951.00</u>	<u>24,367,282.98</u>	---	<u>720,668.02</u>
Totals	<u>\$ 413,026,445.17</u>	<u>\$ 265,069,045.23</u>	<u>---</u>	<u>\$ 147,957,399.94</u>

STATE OF MISSOURI
SUMMARY OF APPROPRIATIONS BY FUND AND DEPARTMENT
AGENCY FUNDS
FOR THE APPROPRIATION YEAR 2013

	Appropriations	Expenditures and Appropriated Transfers Out	Reappropriations to 2014	Lapse of Appropriations
<u>American Cancer Society, Heartland Division, Inc. - 0700</u>				
Revenue	\$ 6,065.00	\$ 6,064.58	\$ ---	\$ 0.42
<u>State Retirement Contributions - 0701</u>				
Office of Administration	273,634,697.00	268,523,017.62	---	5,111,679.38
<u>Social Security Contributions - (O.A.S.D.I./Medicare) - 0702</u>				
Office of Administration	149,500,763.00	143,058,102.20	---	6,442,660.80
<u>ALS Lou Gehrig's Disease - 0703</u>				
Revenue	3,500.00	2,563.95	---	936.05
<u>American Lung Association of Missouri - 0704</u>				
Revenue	1,500.00	678.15	---	821.85
<u>Muscular Dystrophy Association - 0707</u>				
Revenue	1,500.00	888.47	---	611.53
<u>Arthritis Foundation - 0708</u>				
Revenue	1,500.00	906.13	---	593.87
<u>National Multiple Sclerosis Society - 0709</u>				
Revenue	3,500.00	2,291.80	---	1,208.20
<u>Proceeds of Surplus Property Sales - 0710</u>				
Office of Administration	300,000.00	281,950.83	---	18,049.17
<u>American Diabetes Association Gateway Area - 0713</u>				
Revenue	2,935.00	2,272.66	---	662.34
<u>American Heart Association - 0714</u>				
Revenue	3,500.00	2,589.64	---	910.36
<u>March of Dimes - 0716</u>				
Revenue	3,500.00	2,931.24	---	568.76
<u>Missouri Community College Job Retention Training Program - 0717</u>				
Economic Development	10,000,000.00	1,960,931.41	---	8,039,068.59
<u>Circuit Courts Escrow - 0718</u>				
Judiciary	2,005,500.00	1,536,803.51	---	468,696.49
<u>Missouri Military Family Relief - 0719</u>				
Public Safety	150,500.00	40,621.00	---	109,879.00

STATE OF MISSOURI
SUMMARY OF APPROPRIATIONS BY FUND AND DEPARTMENT
AGENCY FUNDS
FOR THE APPROPRIATION YEAR 2013

	Appropriations	Expenditures and Appropriated Transfers Out	Reappropriations to 2014	Lapse of Appropriations
<u>Program 1122 Fund - 0720</u>				
Public Safety	100,000.00	---	---	100,000.00
<u>Debt Offset Escrow - 0753</u>				
Judiciary	760,000.00	758,990.16	---	1,009.84
Higher Education	4,080,000.00	2,646,569.30	---	1,433,430.70
Health and Senior Services	20,000.00	9,874.26	---	10,125.74
Labor and Industrial Relations	3,250,000.00	2,385,008.83	---	864,991.17
Mental Health	70,000.00	7,412.76	---	62,587.24
Revenue	1,164,119.00	892,863.98	---	271,255.02
Social Services	9,000,000.00	3,539,868.51	---	5,460,131.49
Corrections	750,000.00	---	---	750,000.00
<u>Agriculture Bond Trustee - 0756</u>				
Agriculture	135,000.00	---	---	135,000.00
<u>Proprietary School Bond - 0760</u>				
Higher Education	100,000.00	---	---	100,000.00
<u>Missouri Consolidated Health Care Plan Benefit - 0765</u>				
Office of Administration	371,405,359.00	367,464,545.52	---	3,940,813.48
<u>Missouri State Employees' Voluntary Life Insurance - 0910</u>				
Office of Administration	3,696,553.00	3,696,552.86	---	0.14
<u>Breast Cancer Awareness Trust - 0915</u>				
Revenue	2,000.00	1,998.67	---	1.33
<u>American Red Cross Trust - 0987</u>				
Revenue	2,000.00	1,888.41	---	111.59
Subtotals	830,153,991.00	796,828,186.45	---	33,325,804.55
Appropriated Transfers Out	3,076,216.00	2,539,430.09	---	536,785.91
Totals	\$ 833,230,207.00	\$ 799,367,616.54	\$ ---	\$ 33,862,590.46

STATE OF MISSOURI
SUMMARY OF APPROPRIATIONS BY FUND AND DEPARTMENT
PRIVATE PURPOSE TRUST FUNDS
FOR THE APPROPRIATION YEAR 2013

	<u>Appropriations</u>	<u>Expenditures and Appropriated Transfers Out</u>	<u>Reappropriations to 2014</u>	<u>Lapse of Appropriations</u>
<u>Abandoned Fund Account - 0863</u>				
Executive	\$ 39,993,977.00	\$ 39,670,397.07	\$ ---	\$ 323,579.93
<u>State Seminary - 0872</u>				
Higher Education	4,000,000.00	---	---	4,000,000.00
<u>Alternative Care Trust - 0905</u>				
Social Services	13,191,795.00	13,191,794.19	---	0.81
Subtotals	57,185,772.00	52,862,191.26	---	4,323,580.74
Appropriated Transfers Out	51,031,500.00	50,962,076.00	---	69,424.00
Totals	<u>\$ 108,217,272.00</u>	<u>\$ 103,824,267.26</u>	<u>\$ ---</u>	<u>\$ 4,393,004.74</u>

**STATE OF MISSOURI
SUMMARY OF APPROPRIATION ACTIVITY
GENERAL FUND - GENERAL REVENUE FUNDS
FOR THE APPROPRIATION YEAR 2013**

	H.B. No.	Appr. No.	Appropriations	Expenditures and Transfers Out	Reappropriations to 2014	Lapse of Appropriations
<u>LEGISLATURE</u>						
LEGISLATURE LEASING	13.005	7488	\$ 9,915.00	\$ 7,154.07	\$ ---	\$ 2,760.93
LEGISLATURE STATE OWNED	13.010	7771	1,870,179.00	1,814,074.00	---	56,105.00
<u>Senate</u>						
SENATORS' SALARIES	12.500	0003	1,226,610.00	1,224,582.83	---	2,027.17
SENATORS' MILEAGE	12.500	0004	87,406.00	67,359.61	---	20,046.39
SENATORS' PER DIEM	12.500	0005	226,100.00	226,100.00	---	---
JOINT CONTINGENT EXP E&E	12.500	1052	125,000.00	125,000.00	---	---
JOINT COMM ON ADMIN RULE	12.520	4189	123,717.00	110,416.09	---	13,300.91
JOINT COMM RETIREMENT SYS	12.520	4190	163,568.00	102,480.42	---	61,087.58
JOINT COMM EDUCATION PS	12.520	4249	64,800.00	62,984.50	---	1,815.50
JOINT COMM EDUCATION E&E	12.520	4250	9,025.00	3,501.38	---	5,523.62
SENATE CONTINGENT EXP	12.500	9801	8,915,033.00	8,578,207.06	---	336,825.94
<u>House of Representatives</u>						
REPS EXP VOUCHERS	12.505	1532	1,369,568.00	1,369,510.91	---	57.09
REPRESENTATIVES SALARIES	12.505	4257	5,861,145.00	5,795,382.89	---	65,762.11
REPRESENTATIVES MILEAGE	12.505	4258	395,491.00	307,761.83	---	87,729.17
REPRESENTATIVES PER DIEM	12.505	4259	1,290,960.00	1,135,576.00	---	155,384.00
HOUSE CONTINGENT EXPENSES	12.505	6725	10,811,854.00	10,802,806.38	---	9,047.62
<u>Committee on Legislative Research</u>						
COMM ON LEG RESEARCH	12.510	0013	1,434,421.00	1,167,876.62	---	266,544.38
<u>Legislative Research - Oversight</u>						
LEG RESEARCH OVERSIGHT	12.510	3084	696,480.00	542,071.28	---	154,408.72
<u>JUDICIARY</u>						
JUDICIARY LEASING	13.005	6083	2,160,577.00	2,068,656.09	---	91,920.91
JUDICIARY STATE OWNED	13.010	7789	230,564.00	223,806.00	---	6,758.00
<u>Judicial Proceedings and Review</u>						
JUD PROCEED & REVIEW PS	12.300	0030	2,632,665.00	2,609,367.94	---	23,297.06
JUD PROCEED & REVIEW E&E	12.300	0033	1,091,409.00	1,091,298.51	---	110.49
SUP COURT JUDGES SALARIES	12.300	0907	1,039,763.00	979,650.86	---	60,112.14

Office of State Courts Administrator

STATE COURTS ADMIN E&E	12.305	0039	572,282.00	572,196.78	---	85.22
STATE COURTS ADMIN PS	12.305	0524	3,228,387.00	3,224,205.19	---	4,181.81
ICM SUPPORT PS	12.305	7082	2,919,397.00	2,919,304.53	---	92.47
ICM SUPPORT E&E	12.305	7083	4,128,999.00	4,128,998.09	---	0.91

Court of Appeals

APPEALS WEST DIST PS	12.330	0041	1,914,523.00	1,913,151.72	---	1,371.28
APPEALS WEST DIST E&E	12.330	0044	450,385.00	450,383.29	---	1.71
APPEALS EAST DIST PS	12.330	0046	2,576,293.00	2,576,170.62	---	122.38
APPEALS EAST DIST E&E	12.330	0050	475,352.00	475,351.59	---	0.41
APPEALS SOUTH DIST PS	12.330	0052	1,163,852.00	1,097,822.40	---	66,029.60
APPEALS SOUTH DIST E&E	12.330	0054	261,219.00	254,805.32	---	6,413.68
JUDGES SALARIES WEST DIST	12.330	0847	1,461,537.00	1,460,637.70	---	899.30
JUDGES SALARIES EAST DIST	12.330	0848	1,878,293.00	1,878,231.88	---	61.12
JUDGES SALARIES SOUTH PS	12.330	0849	942,796.00	903,492.25	---	39,303.75

Circuit Courts

CP-JUDGES-COMM PS	12.345	0853	43,757,830.00	43,757,159.92	---	670.08
CP-STATUTORY PS	12.345	0856	15,058,828.00	15,058,579.88	---	248.12
JUVENILE PERSONNEL	12.345	2902	7,579,900.00	7,579,900.00	---	---
CP-NON-STATUTORY PS	12.345	3354	63,461,061.00	63,460,504.39	---	556.61
CASA PROGRAMS	12.345	4366	300,000.00	300,000.00	---	---
CIRCUIT PERSONNEL E&E	12.345	5274	3,486,885.00	3,468,921.24	---	17,963.76
ENTITLEMENT PROGRAMS-EE	12.345	6847	2,079,000.00	2,078,999.70	---	0.30
CASA PROGRAMS (Fund 0590)	12.345	5196	100,000.00	82,350.60	---	17,649.40

Drug Court Coord Commission

DRUG COURTS E&E (Fund 0733)	12.355	5197	6,723,698.00	6,472,757.89	---	250,940.11
DRUG COURTS PS (Fund 0733)	12.355	5902	197,368.00	156,581.76	---	40,786.24

Other Programs

SENTENCING COMMISSION PS	12.305	1204	35,995.00	35,994.50	---	0.50
SENTENCING COMMISSION E&E	12.305	1207	11,275.00	11,197.65	---	77.35
CRRD-INVESTIGATOR PS	12.345	1208	14,321.00	1,265.58	---	13,055.42
RETIR DISCPL & REMOVE PS	12.345	2204	171,294.00	170,919.67	---	374.33
RETIR DISCPL & REMOV E&E	12.345	2205	42,667.00	42,293.56	---	373.44
APPELLATE JUDICIAL COMM	12.300	4211	7,741.00	5,625.31	---	2,115.69
PUBLIC DEFENDER SVS PS	12.400	0911	27,472,186.00	27,472,185.13	---	0.87
PUBLIC DEFENDER SVS E&E	12.400	0912	5,128,288.00	5,128,139.86	---	148.14

Extraordinary

EXTRAORDINARY EXP/CONFLCT	12.400	8727	3,721,071.00	3,718,541.53	---	2,529.47
---------------------------	--------	------	--------------	--------------	-----	----------

**STATE OF MISSOURI
SUMMARY OF APPROPRIATION ACTIVITY
GENERAL FUND - GENERAL REVENUE FUNDS
FOR THE APPROPRIATION YEAR 2013**

	H.B. No.	Appr. No.	Appropriations	Expenditures and Transfers Out	Reappropriations to 2014	Lapse of Appropriations
<u>EXECUTIVE</u>						
<u>Governor's Office</u>						
GOVERNORS OFFICE ST OWNED	13.010	2662	358,125.00	347,433.00	---	10,692.00
SPECIAL AUDITS	12.015	2749	30,000.00	4,754.33	---	25,245.67
GOVERNOR'S OFFICE	12.005	5600	2,089,950.00	2,089,867.14	---	82.86
<u>Mansion Operating</u>						
MANSION OPERATING EXP	12.005	5599	97,956.00	97,618.14	---	337.86
<u>National Guard Emergency Duty</u>						
NATIONAL GUARD EMERGENCY	12.010	0064	4,000,001.00	140,903.62	---	3,859,097.38
<u>Government Emergency Fund Committee</u>						
GOVT EMERGENCY FUND COMM	12.020	0069	1.00	---	---	1.00
<u>Lieutenant Governor</u>						
LIEUTENANT GOVERNOR PS	12.025	0072	360,013.00	359,022.76	---	990.24
LT GOV OFFICE ST OWNED	13.010	2664	35,157.00	34,106.00	---	1,051.00
LIEUTENANT GOVERNOR E&E	12.025	5914	52,552.00	25,090.54	---	27,461.46
<u>Secretary of State</u>						
SEC OF STATE LEASING	13.005	6080	625,855.00	554,027.84	---	71,827.16
SEC OF STATE STATE OWNED	13.010	7773	1,014,668.00	984,228.00	---	30,440.00
SEC OF STATE STATE OWNED (Fund 0829)	13.010	7776	13,989.00	13,949.91	---	39.09
<u>Securities</u>						
INVESTORS' RESTITUTION (Fund 0741)	12.050	5925	272,020.00	272,019.38	---	0.62
SEC OF STATE PS (Fund 0829)	12.035	5532	561,081.00	493,788.12	---	67,292.88
SEC OF STATE E&E (Fund 0829)	12.035	5533	645,364.00	519,420.16	---	125,943.84
<u>Business Services</u>						
SEC OF STATE PS	12.035	0073	7,371,129.00	7,350,943.13	---	20,185.87
SEC OF STATE E&E	12.035	0077	1,803,409.00	1,803,407.46	---	1.54
REFUNDS	12.045	0080	50,000.00	43,072.84	---	6,927.16
<u>Elections</u>						
ELECTIONS PUBLIC NOTICE	12.055	0079	2,165,100.00	2,165,099.99	---	0.01
ABSENTEE BALLOTS	12.060	2041	96,535.00	96,534.31	---	0.69
SPECIAL ELECTION COSTS (Fund 0686)	12.075	0787	1,078,245.00	1,078,244.28	---	0.72

Library Services

REAL	12.105	1048	3,109,250.00	3,109,250.00	---	---
STATE AID PUBLIC LIBRARY	12.100	4196	3,504,001.00	3,504,001.00	---	---
LIFT LITERACY PROGRAM	12.110	4198	69,450.00	34,029.33	---	35,420.67
LIBRARY NETWORKING FUND (Fund 0822)	12.120	4200	1,600,000.00	113,645.86	---	1,486,354.14

Wolfner Library

SEC OF STATE E&E (Fund 0928)	12.035	4195	14,501.00	13,064.59	---	1,436.41
------------------------------	--------	------	-----------	-----------	-----	----------

State Auditor

STATE AUDITOR PS	12.145	0084	5,332,768.00	5,093,322.86	---	239,445.14
STATE AUDITOR E&E	12.145	0087	1,107,859.00	1,015,979.01	---	91,879.99
AUDITOR LEASING	13.005	3192	13,059.00	7,885.21	---	5,173.79
AUDITOR STATE OWNED	13.010	7777	211,370.00	204,946.18	---	6,423.82
STATE AUDITOR PS (Fund 0648)	12.145	8486	826,725.00	120,333.45	---	706,391.55
STATE AUDITOR E&E (Fund 0648)	12.145	8487	31,616.00	29,981.96	---	1,634.04

State Treasurer

DUPLICATE/OUTLAWED CHECKS	12.155	0093	2,587,597.00	2,586,752.05	---	844.95
LINKED DEPOSIT REFUNDS	12.175	8364	405.00	404.58	---	0.42
STATE TREASURER PS (Fund 0164)	12.150	0844	1,575,924.00	1,425,765.01	---	150,158.99
STATE TREASURER E&E (Fund 0164)	12.150	0845	270,672.00	212,440.21	---	58,231.79
TREASURER STATE OWNED (Fund 0164)	13.010	7788	192,188.00	191,605.75	---	582.25

Attorney General

ATTORNEY GENERAL PS	12.195	0095	11,030,062.00	11,030,061.96	---	0.04
MEDICAID FRAUD UNIT E&E	12.205	1678	393,949.00	155,068.29	---	238,880.71
ATTORNEY GENERAL LEASING	13.005	3184	336,129.00	315,463.60	---	20,665.40
MEDICAID FRAUD UNIT PS	12.205	3336	169,939.00	169,939.00	---	---
ATTORNEY GENERAL E&E	12.195	7586	1,985,300.00	1,985,300.00	---	---
ATTORNEY GENERAL ST OWNED	13.010	7778	475,928.00	462,028.00	---	13,900.00
ATTORNEY GENERAL E&E (Fund 0603)	12.195	2218	187,000.00	94,636.81	---	92,363.19
ATTORNEY GENERAL PS (Fund 0631)	12.195	1529	825,704.00	824,157.78	---	1,546.22
ATTORNEY GENERAL E&E (Fund 0631)	12.195	2315	1,753,626.00	925,978.33	---	827,647.67
ATTORNEY GENERAL PS (Fund 0666)	12.195	2215	376,920.00	130,150.85	---	246,769.15
ATTORNEY GENERAL E&E (Fund 0666)	12.195	3003	254,400.00	108,664.12	---	145,735.88

Missouri Office of Prosecution Services

OFFICE OF PROS SVS PS	12.210	2933	73,000.00	72,915.47	---	84.53
OFFICE OF PROS SVS E&E	12.210	2937	34,900.00	34,718.70	---	181.30

**STATE OF MISSOURI
SUMMARY OF APPROPRIATION ACTIVITY
GENERAL FUND - GENERAL REVENUE FUNDS
FOR THE APPROPRIATION YEAR 2013**

	H.B. No.	Appr. No.	Appropriations	Expenditures and Transfers Out	Reappropriations to 2014	Lapse of Appropriations
<u>OFFICE OF ADMINISTRATION</u>						
GOVERNOR TRANSITION	05.275	1779	58,500.00	---	---	58,500.00
LT GOVERNOR TRANSITION	05.275	1780	3,300.00	---	---	3,300.00
SEC OF STATE TRANSITION	05.275	1781	10,000.00	6,486.67	---	3,513.33
TREASURER TRANSITION	05.275	1782	6,600.00	---	---	6,600.00
ATTY GENERAL TRANSITION	05.275	1786	6,600.00	---	---	6,600.00
OFFICE OF ADMINISTRATION	05.275	2823	15,000.00	---	---	15,000.00
<u>Commissioner's Office</u>						
COMMISSIONER'S OFFICE PS	05.005	0123	625,597.00	620,927.77	---	4,669.23
COMMISSIONER'S OFFICE E&E	05.005	2139	86,496.00	80,456.60	---	6,039.40
OFF EQUAL OPPORTUNITY PS	05.005	3568	217,001.00	199,459.21	---	17,541.79
OFF EQUAL OPPORTUNITY EE	05.005	3571	81,451.00	65,652.83	---	15,798.17
ALTERNATIVES TO ABORTION	05.150	8044	1,533,561.00	1,487,554.00	---	46,007.00
ALT TO ABORTION AWARENESS	05.150	8301	50,000.00	12,277.86	---	37,722.14
REGIONAL PLANNING COMM	05.270	9184	100,000.00	97,000.00	---	3,000.00
DISPARITY STUDY-DONATED (Fund 0722)	05.005	8116	2,000,000.00	---	---	2,000,000.00
<u>Division of Accounting</u>						
REFUND DED W/H IN ERROR	05.500	0037	36,000.00	7,826.18	---	28,173.82
ACCOUNTING PS	05.010	0154	2,078,894.00	1,898,393.33	---	180,500.67
ACCOUNTING E&E	05.010	0157	117,999.00	106,652.56	---	11,346.44
UNEMPLOYMENT BENEFITS	05.480	2238	1,641,390.00	1,427,572.44	---	213,817.56
NEW JOBS TRAINING CERTIF	05.190	2832	1.00	---	---	1.00
CMIA-FEDERAL PAYMENTS	05.210	2833	300,000.00	---	---	300,000.00
HR CONTINGENCY	05.515	3062	11,537.00	---	---	11,537.00
BPB ANNUAL FEES/EXPENSES	05.160	5275	30,654.00	17,329.51	---	13,324.49
L/P DEBT PAYMENTS	05.165	5281	1,307,532.00	1,299,683.16	---	7,848.84
MU BASKETBALL ARENA	05.170	5732	2,524,150.00	2,512,752.73	---	11,397.27
DEBT MANAGEMENT	05.185	6933	85,000.00	21,462.50	---	63,537.50
BPB DEBT SERVICE	05.155	8002	23,378,706.00	23,026,802.42	---	351,903.58
PROSECUTIONS/CAP CASE	05.265	9183	38,041.00	38,040.94	---	0.06
CAFETERIA PLAN	05.510	9301	1.00	---	---	1.00
BARTLE HALL	05.195	9352	2,000,000.00	2,000,000.00	---	---
EDWARD JONES	05.205	9353	12,000,000.00	12,000,000.00	---	---
JACKSON CO	05.200	9382	3,000,000.00	3,000,000.00	---	---
TEACHER RETIREMENT CONTR	05.475	9851	4,771,258.00	4,771,257.29	---	0.71

UNEMPLOYMENT BENEFITS (Fund 0144)	05.480	8642	12.00	11.10	---	0.90
UNEMPLOYMENT BENEFITS (Fund 0164)	05.480	2307	10,183.00	3,520.00	---	6,663.00
UNEMPLOYMENT BENEFITS (Fund 0169)	05.480	1920	14,367.00	6,764.09	---	7,602.91
UNEMPLOYMENT BENEFITS (Fund 0674)	05.480	8041	60.00	58.62	---	1.38

Division of Budget and Planning

BUDGET & PLANNING E&E	05.015	2140	72,270.00	71,932.84	---	337.16
BUDGET & PLANNING PS	05.015	3434	1,582,151.00	1,532,064.46	---	50,086.54

Information Technology Services Division

GR IT CONSOLIDATION PS	05.020	1281	19,762,280.00	19,322,680.10	---	439,599.90
GR IT CONSOLIDATION E&E	05.020	1282	17,468,594.00	17,468,589.78	---	4.22
DOR IT CONSOLID HC PS	05.020	2854	1,832,312.00	1,545,927.44	---	286,384.56
DOR IT CONSOLID HC E&E	05.020	2855	3,610,877.00	3,610,832.23	---	44.77
OA ITSD EMPL BENEFITS E&E	05.020	8136	1,500,000.00	---	---	1,500,000.00
DSS IT CONSOLIDATION PS (Fund 0169)	05.020	1292	531,394.00	479,559.73	---	51,834.27
DSS IT CONSOLIDATION E&E (Fund 0169)	05.020	1293	1,229,528.00	1,229,528.00	---	---
DHSS IT CONSOLIDATION E&E (Fund 0276)	05.020	1309	7,690.00	3,855.60	---	3,834.40
DED IT CONSOLIDATION E&E (Fund 0567)	05.020	1396	2,762.00	---	---	2,762.00
DED IT CONSOLIDATION E&E (Fund 0600)	05.020	1451	7,000.00	1,603.74	---	5,396.26
DESE IT CONSOLIDATION E&E (Fund 0651)	05.020	1510	20,000.00	1,473.94	---	18,526.06
DHSS IT CONSOLIDATION E&E (Fund 0656)	05.020	8373	3,500.00	732.76	---	2,767.24
DHSS IT CONSOLIDATION PS (Fund 0658)	05.020	1513	118,188.00	10,361.44	---	107,826.56
DHSS IT CONSOLIDATION E&E (Fund 0658)	05.020	1516	95,513.00	94,911.01	---	601.99
DESE IT CONSOLIDATION E&E (Fund 0743)	05.020	1624	995.00	---	---	995.00
DHSS IT CONSOLIDATION E&E (Fund 0899)	05.020	1644	13,032.00	646.49	---	12,385.51
MDA IT CONSOLIDATION E&E (Fund 0925)	05.020	1654	90.00	---	---	90.00

Division of Facilities Management,

Design and Construction

OA LEASING	13.005	1059	334,734.00	322,627.55	---	12,106.45
SCAP SECURITY-IMPROVMENTS	17.050	2973	204,843.58	---	---	204,843.58
OA STATE OWNED	13.010	7670	1,890,046.00	1,833,181.00	---	56,865.00
APPRAISALS AND SURVEYS	22.005	8067	182,111.35	82,265.90	---	99,845.45
STATE CAPITOL COMMISSION	05.080	8302	125,000.00	20,093.03	---	104,906.97
SCAP SECURITY-IMPROVMENTS (Fund 0124)	17.050	3633	733,684.71	---	---	733,684.71
BROADWAY EXTR RENO (Fund 0124)	17.045	3777	99,948.00	---	---	99,948.00
FMDC ESCO DEBT SERVICE (Fund 0124)	05.180	4468	5,800,956.00	5,800,810.72	---	145.28
STWIDE FMRF EXPENDITURE (Fund 0124)	17.055	6535	61,632.52	40,546.99	---	21,085.53
OA STATE OWNED (Fund 0124)	13.010	7671	144,394.00	144,264.73	---	129.27
STWIDE FMRF EXPENDITURE (Fund 0124)	21.015	8019	97,835,332.01	9,693,116.27	34,577,692.00	53,564,523.74
OPERATIONAL M&R (Fund 0124)	21.015	8150	151,122.27	6,649.20	---	144,473.07
SUP COURT-CORNICE REPAIR (Fund 0124)	21.015	8155	64,229.21	64,229.21	---	---
SUPREME COURT-HVAC PROJS (Fund 0124)	21.015	8156	2,033,399.00	433,642.39	1,599,756.00	0.61
UNPROGRAMMED M&R (Fund 0124)	21.015	8369	620,811.00	166,237.73	454,573.00	0.27
ENERGY CONSERVATION PROJS (Fund 0723)	21.025	8117	1.00	---	---	1.00

**STATE OF MISSOURI
SUMMARY OF APPROPRIATION ACTIVITY
GENERAL FUND - GENERAL REVENUE FUNDS
FOR THE APPROPRIATION YEAR 2013**

	H.B. No.	Appr. No.	Appropriations	Expenditures and Transfers Out	Reappropriations to 2014	Lapse of Appropriations
<u>Division of General Services</u>						
WORKERS' COMP & SIF TAX	05.530	3437	1,465,000.00	1,273,817.60	---	191,182.40
DIV OF GENERAL SERVS PS	05.090	4537	852,411.00	760,992.00	---	91,419.00
DIV OF GENERAL SERVS E&E	05.090	4539	76,035.00	73,132.39	---	2,902.61
WORKERS' COMPENSATION	05.520	4541	30,534,723.00	30,478,017.33	---	56,705.67
STATE PROP PRESERVE PMTS (Fund 0128)	05.100	6747	1.00	---	---	1.00
LEGAL EXPENSE FUND (Fund 0692)	05.115	1214	11,689,067.00	11,688,921.30	---	145.70
<u>Division of Personnel</u>						
DIV PERSONNEL PS	05.030	0187	2,382,799.00	2,192,408.88	---	190,390.12
DIV PERSONNEL E&E	05.030	0189	70,412.00	68,236.83	---	2,175.17
<u>Division of Purchasing and Materials Management</u>						
PURCHASING/MATRL MGMT PS	05.035	0190	1,608,246.00	1,512,326.23	---	95,919.77
PURCHASING/MATRL MGMT E&E	05.035	0193	99,131.00	50,699.78	---	48,431.22
<u>Administrative Hearing Commission</u>						
ADMIN HEARING COMM PS	05.120	7635	922,287.00	908,008.04	---	14,278.96
ADMIN HEARING COMM E&E	05.120	7636	111,088.00	91,196.74	---	19,891.26
ADMIN HEARING COMM PS (Fund 0818)	14.090	8411	22,232.00	---	---	22,232.00
ADMIN HEARING COMM E&E (Fund 0818)	14.090	8412	36,984.00	---	---	36,984.00
<u>Office of Child Advocate</u>						
OFFICE CHILD ADVOCATE PS	05.125	6321	152,357.00	91,320.71	---	61,036.29
OFFICE CHILD ADVOCATE E&E	05.125	6322	25,103.00	16,009.70	---	9,093.30
<u>Governor's Council on Disability</u>						
GOV CNSL ON DISABILITY PS	05.135	6880	171,603.00	166,226.18	---	5,376.82
GOV CNSL ON DISABILITY EE	05.135	6881	19,799.00	19,083.88	---	715.12
<u>Missouri Ethics Commission</u>						
MO ETHICS COMM E&E	05.145	0127	304,120.00	280,804.58	---	23,315.42
MO ETHICS COMM PS	05.145	0827	1,069,275.00	998,539.81	---	70,735.19
ETHICS COMMISSION LEASING	13.005	3271	101,324.00	96,367.47	---	4,956.53
<u>Board of Fund Commissioners</u>						
ESCROW & RELATED EXPENSES	01.005	1323	20,002.00	7,819.99	---	12,182.01

DEPARTMENT OF AGRICULTURE

AGRICULTURE LEASING	13.005	1473	158,195.00	153,454.44	---	4,740.56
AGRICULTURE STATE OWNED	13.010	7676	89,226.00	86,549.00	---	2,677.00
STWIDE FMRF EXPENDITURE (Fund 0124)	21.015	8019	706,702.58	58,917.09	647,785.00	0.49
OPERATIONAL M&R (Fund 0124)	21.015	8150	0.50	---	---	0.50
UNPROGRAMMED M&R (Fund 0124)	21.015	8369	28,895.00	28,894.84	---	0.16
ETHANOL INCENTIVE PRGM (Fund 0571)	06.020	4627	4,925,000.00	4,790,895.12	---	134,104.88
BIODIESEL INCENTIVE PRGM (Fund 0777)	06.020	7519	4,925,000.00	4,925,000.00	---	---

Office of Director

REFUND ACCOUNT	06.005	1887	3,639.00	---	---	3,639.00
----------------	--------	------	----------	-----	-----	----------

Division of Animal Health

ANIMAL HEALTH ADMIN PS	06.080	0244	2,467,043.00	2,393,032.00	---	74,011.00
ANIMAL HEALTH ADMIN E&E	06.080	0247	883,239.00	856,742.00	---	26,497.00
INDEMNITIES	06.085	4388	1.00	---	---	1.00
GIFT TRUST FUND E&E (Fund 0925)	06.080	3121	5,000.00	---	---	5,000.00

Division of Grain Inspection and Warehousing

GRAIN REGULATORY SVS PS	06.090	0251	678,580.00	655,625.05	---	22,954.95
GRAIN REGULATORY SVS E&E	06.090	0253	85,034.00	85,034.00	---	---

Division of Weights and Measures

WEIGHTS & MEASURES PS	06.105	0260	429,294.00	416,415.00	---	12,879.00
WEIGHTS & MEASURES E&E	06.105	7361	100,396.00	97,384.00	---	3,012.00

State Milk Board

STATE MILK BOARD PS	06.130	5289	101,975.00	98,916.00	---	3,059.00
STATE MILK BOARD E&E	06.130	5290	872.00	846.00	---	26.00

Agri Business Development Division

AGRI BUSINESS DEV E&E (Fund 0777)	06.025	8719	152,367.00	152,366.68	---	0.32
LIVESTOCK FEE & CROP LOAN (Fund 0914)	06.070	3369	50,000.00	---	---	50,000.00
AGRI BUS AWARENESS PRG (Fund 0925)	06.025	2110	24,389.00	---	---	24,389.00

DEPARTMENT OF ECONOMIC DEVELOPMENT

DED LEASING	13.005	1978	30,898.00	28,045.55	---	2,852.45
DED STATE OWNED	13.010	7691	227,007.00	214,371.70	---	12,635.30
TRADE ZONE FACILITIES	22.040	8074	232,310.00	---	---	232,310.00
INDUSTRY TRAINING PROGS (Fund 0600)	22.036	8129	1,500,000.00	---	---	1,500,000.00

Administrative Services

ADMINISTRATIVE SVS E&E	07.005	2173	56,885.00	48,774.94	---	8,110.06
ADMINISTRATIVE SVS PS	07.005	3612	402,513.00	387,026.21	---	15,486.79

**STATE OF MISSOURI
SUMMARY OF APPROPRIATION ACTIVITY
GENERAL FUND - GENERAL REVENUE FUNDS
FOR THE APPROPRIATION YEAR 2013**

	H.B. No.	Appr. No.	Appropriations	Expenditures and Transfers Out	Reappropriations to 2014	Lapse of Appropriations
<u>Business and Community Services</u>						
MARKETING PS	07.015	2376	119,642.00	112,935.36	---	6,706.64
MARKETING E&E	07.015	2377	31,073.00	27,179.12	---	3,893.88
SALES E&E	07.015	2393	59,240.00	50,111.81	---	9,128.19
COMPLIANCE PS	07.015	2416	64,211.00	62,140.80	---	2,070.20
COMPLIANCE E&E	07.015	2422	22,756.00	20,299.35	---	2,456.65
MO COMMUNITY SVS COMM PS	07.090	3641	33,652.00	32,609.98	---	1,042.02
MO ECO RES INFO CNTR PS	07.015	3699	108,998.00	99,237.29	---	9,760.71
MO ECO RES INFO CNTR E&E	07.015	3700	19,181.00	12,566.94	---	6,614.06
BRAC ANALYSIS	07.017	8312	200,000.00	185,000.00	---	15,000.00
MO TECH CORP-RAM E&E (Fund 0172)	07.020	3698	1,360,000.00	1,319,200.00	---	40,800.00
MARKETING E&E (Fund 0567)	07.015	2384	1,646,391.00	1,189,026.91	---	457,364.09
MODESA (Fund 0766)	07.065	4245	1,040,450.00	685,175.62	---	355,274.38
DWTN REVITAL PRSRVTN (Fund 0907)	07.070	2918	200,000.00	---	---	200,000.00
<u>Missouri Council on the Arts</u>						
MO HUMANITIES COUNCIL (Fund 0177)	07.095	7276	350,000.00	350,000.00	---	---
NEGRO LEAGUE MUSEUM (Fund 0280)	07.095	8353	100,000.00	100,000.00	---	---
<u>Workforce Development</u>						
WORKFORCE AUTISM	07.115	0932	200,000.00	193,985.76	---	6,014.24
JOB TRAINING	07.125	6325	1,873,994.00	1,410,263.03	---	463,730.97
MO JOB DEVELOPMENT (Fund 0600)	07.130	0905	14,502,235.00	13,429,042.63	---	1,073,192.37
WORKFORCE DEVELOPMENT PS (Fund 0600)	07.115	2300	377,490.00	335,801.74	---	41,688.26
WORKFORCE DEVELOPMENT E&E (Fund 0600)	07.115	2323	81,389.00	70,831.97	---	10,557.03
<u>Division of Tourism</u>						
FILM COMMISSION PS (Fund 0280)	07.155	8329	52,702.00	18,700.51	---	34,001.49
FILM COMMISSION E&E (Fund 0280)	07.155	8330	47,298.00	47,295.82	---	2.18
<u>DEPARTMENT OF ELEMENTARY AND SECONDARY EDUCATION</u>						
DESE LEASING	13.005	1033	388,189.00	373,805.72	---	14,383.28
DESE STATE OWNED	13.010	7659	362,386.00	351,734.00	---	10,652.00
DESE INSTITUTIONAL	13.015	7663	3,905,874.00	3,788,698.00	---	117,176.00
STWIDE FMRF EXPENDITURE (Fund 0124)	21.015	8019	1,432,284.00	309,997.28	1,122,286.00	0.72
UNPROGRAMMED M&R (Fund 0124)	21.015	8369	122,405.00	82,848.52	39,556.00	0.48
DESE LEASING (Fund 0889)	13.005	6923	9,629.00	9,167.75	---	461.25

Division of Financial and Administrative Services

SCHOOL FOOD SERVICES	02.030	0495	3,412,151.00	3,412,151.00	---	---
DIV OF GENERAL ADMIN PS	02.005	0537	1,788,876.00	1,735,210.00	---	53,666.00
DIV OF GENERAL ADMIN E&E	02.005	2294	115,929.00	112,451.00	---	3,478.00
OTHER GRANTS/DONATIONS E&E (Fund 0925)	02.045	8464	357,335.00	3,133.90	---	354,201.10
OTHER GRANTS/DONATIONS PS (Fund 0925)	02.045	8469	25,165.00	18,897.88	---	6,267.12

Division of Learning Services

SHELTERED WORKSHOPS	02.190	0498	24,783,457.00	24,039,953.00	---	743,504.00
BLIND STUDENT LITERACY	02.200	1861	236,164.00	229,079.00	---	7,085.00
PERFORM BASED ASSESSMENT	02.070	2536	187,881.00	182,245.00	---	5,636.00
DFS/DMH SCHOOL PLACEMENTS	02.185	2542	2,330,731.00	2,330,731.00	---	---
SPECIAL OLYMPICS	02.215	2998	100,000.00	97,000.00	---	3,000.00
FIRST STEPS	02.180	4112	18,740,309.00	18,178,100.00	---	562,209.00
HIGH NEED FUND	02.175	7326	9,732,356.00	9,732,356.00	---	---
DIV OF LEARNING SRVS PS	02.050	7810	3,210,336.00	3,114,026.00	---	96,310.00
DIV OF LEARNING SRVS E&E	02.050	7811	227,513.00	220,688.00	---	6,825.00
EARLY CHILDHOOD PROGRAM	02.055	8339	73,200.00	71,004.00	---	2,196.00
ADULT ED & LITERACY	02.160	9427	4,500,388.00	4,365,376.00	---	135,012.00
EXCELLENCE IN EDUC E&E (Fund 0651)	02.050	2297	2,395,517.00	935,513.31	---	1,460,003.69
EXCELLENCE IN EDUC PS (Fund 0651)	02.050	6459	255,358.00	176,412.07	---	78,945.93
AFTER SCHOOL PROGRAMMING (Fund 0732)	02.060	4129	20,000.00	5,964.00	---	14,036.00

Division of Special Education

BOARD OPERATED PS	02.015	0015	25,322,282.00	24,183,031.40	---	1,139,250.60
BOARD OPERATED E&E	02.015	2298	15,089,395.00	15,014,519.00	---	74,876.00
COMM FOR THE DEAF E&E	02.225	2322	39,638.00	35,339.96	---	4,298.04
COMM FOR THE DEAF PS	02.225	9919	217,499.00	196,822.37	---	20,676.63
MSD REPR STARK ELECTRICAL (Fund 0124)	17.005	0509	22,501.00	---	---	22,501.00
COMM FOR THE DEAF E&E (Fund 0743)	02.225	6099	19,000.00	---	---	19,000.00
COMM FOR THE DEAF PS (Fund 0743)	02.225	7515	33,734.00	---	---	33,734.00
MO ASSISTIVE TECH PS (Fund 0889)	02.230	2366	50,377.00	32,499.00	---	17,878.00
MO ASSISTIVE TECH EE (Fund 0889)	02.230	2367	475,000.00	364,266.23	---	110,733.77
SCHOOL FOR THE BLIND (Fund 0920)	02.210	9806	1,500,000.00	119,784.34	---	1,380,215.66
SCHOOL FOR THE DEAF (Fund 0922)	02.205	0543	50,000.00	900.00	---	49,100.00

Division of Vocational Rehabilitation

VOCATIONAL REHAB GRANT	02.135	0506	13,062,689.00	13,062,688.08	---	0.92
INDEPENDENT LIVING CNTRS	02.145	8908	2,506,486.00	2,431,291.00	---	75,195.00
INDEPENDENT LIVING CNTRS (Fund 0284)	02.145	2809	390,556.00	345,556.00	---	45,000.00

**STATE OF MISSOURI
SUMMARY OF APPROPRIATION ACTIVITY
GENERAL FUND - GENERAL REVENUE FUNDS
FOR THE APPROPRIATION YEAR 2013**

	H.B. No.	Appr. No.	Appropriations	Expenditures and Transfers Out	Reappropriations to 2014	Lapse of Appropriations
<u>DEPARTMENT OF HIGHER EDUCATION</u>						
DHE STATE OWNED	13.010	7877	123,493.00	119,880.00	---	3,613.00
<u>Higher Education Administration</u>						
COORDINATION ADMIN PS	03.005	0438	356,418.00	345,721.80	---	10,696.20
MIDWEST HIGHER ED. COMM	03.015	0459	95,000.00	95,000.00	---	---
COORDINATION ADMIN E&E	03.005	2167	148,784.00	137,736.63	---	11,047.37
GRANT & SCHLSHP ADMIN E&E	03.005	2168	41,191.00	33,813.71	---	7,377.29
CROWDER COLLEGE	03.155	2489	3,851,472.00	3,735,928.00	---	115,544.00
EAST CENTRAL COLLEGE	03.155	2493	4,631,472.00	4,492,528.00	---	138,944.00
JEFFERSON COLLEGE	03.155	2495	6,595,726.00	6,397,854.00	---	197,872.00
METROPOLITAN COM COLLEGE	03.155	2497	27,651,417.00	26,821,874.00	---	829,543.00
MINERAL AREA COLLEGE	03.155	2499	4,377,192.00	4,245,876.00	---	131,316.00
MOBERLY AREA COM COLLEGE	03.155	2501	4,628,204.00	4,489,358.00	---	138,846.00
NORTH CENTRAL MO COLLEGE	03.155	2503	2,246,526.00	2,179,130.00	---	67,396.00
OZARKS TECH COM COLLEGE	03.155	2508	9,430,446.00	9,147,533.00	---	282,913.00
ST CHARLES CNTY COM COL	03.155	2512	7,007,905.00	6,797,668.00	---	210,237.00
ST LOUIS COM COLLEGE	03.155	2515	39,787,577.00	38,593,950.00	---	1,193,627.00
STATE FAIR COM COLLEGE	03.155	2517	4,729,033.00	4,587,162.00	---	141,871.00
THREE RIVERS COM COLLEGE	03.155	2519	3,981,938.00	3,862,480.00	---	119,458.00
CROWDER COLLEGE M&R	03.155	3171	199,385.00	193,403.00	---	5,982.00
EAST CENTRAL COLLEGE M&R	03.155	3172	145,428.00	141,065.00	---	4,363.00
JEFFERSON COLLEGE M&R	03.155	3174	347,035.00	336,624.00	---	10,411.00
METROPOLITAN COLLEGE M&R	03.155	3177	1,199,640.00	1,163,651.00	---	35,989.00
MINERAL AREA COLLEGE M&R	03.155	3181	208,361.00	202,110.00	---	6,251.00
MOBERLY AREA COLLEGE M&R	03.155	3182	137,991.00	133,851.00	---	4,140.00
NORTH CENTRAL COLLEGE M&R	03.155	3183	50,345.00	48,835.00	---	1,510.00
OZARKS TECH COLLEGE M&R	03.155	3190	206,508.00	200,313.00	---	6,195.00
ST CHARLES COLLEGE M&R	03.155	3191	193,710.00	187,899.00	---	5,811.00
ST LOUIS COLLEGE M&R	03.155	3199	1,436,815.00	1,393,711.00	---	43,104.00
STATE FAIR COLLEGE M&R	03.155	3200	194,336.00	188,506.00	---	5,830.00
THREE RIVERS COLLEGE M&R	03.155	3203	124,348.00	120,618.00	---	3,730.00
GRANT & SCHLSHP ADMIN PS	03.005	3857	114,424.00	110,987.06	---	3,436.94
VIETNAM SURVIVOR SCHLSHIP	03.086	3860	50,000.00	23,159.24	---	26,840.76
VETERANS SURVIVOR GRANT	03.086	4443	281,250.00	216,716.91	---	64,533.09
MIN ENIVRM LITERACY PRG	03.105	4550	32,964.00	29,508.00	---	3,456.00
PROPRIETARY SCH ADMIN PS	03.005	6293	122,216.00	118,497.13	---	3,718.87
PROPRIETARY SCH ADMIN E&E	03.005	6294	17,205.00	15,840.84	---	1,364.16
PUBLIC SERVICE GRANT PRGM	03.086	8349	100,000.00	96,641.28	---	3,358.72

M ROSS BARNETT SCHLSHIP (Fund 0131)	03.086	0066	363,375.00	338,246.10	---	25,128.90
QUALITY IMPRVMENT REV E&E (Fund 0537)	03.005	4445	200,000.00	67,652.43	---	132,347.57
MIN ENIVRM LITERACY PRG (Fund 0832)	03.105	4551	50,000.00	---	---	50,000.00
ACADEMIC SCHOLARSHIP PRGM (Fund 0840)	03.040	3858	13,269,250.00	11,886,375.00	---	1,382,875.00
ADVANTAGE MISSOURI PRGM (Fund 0856)	03.110	0062	15,000.00	---	---	15,000.00
A+ SCHOOLS PROGRAM (Fund 0955)	03.060	7481	33,000,000.00	28,840,018.17	---	4,159,981.83
AP INCENTIVE GRANTS (Fund 0983)	03.086	8195	100,000.00	16,500.00	---	83,500.00

State Colleges and Universities

MO KIDNEY PROGRAM	03.230	0632	1,500,000.00	1,455,000.00	---	45,000.00
STATE HISTORICAL SOCIETY	03.235	0643	1,427,605.00	1,384,777.00	---	42,828.00
MO STATE UNIVERSITY	03.175	0645	71,667,483.00	69,517,459.00	---	2,150,024.00
UNIVERSITY OF CENTRAL MO	03.165	0649	48,205,695.00	46,759,524.00	---	1,446,171.00
SOUTHEAST MO STATE UNIV	03.170	0650	39,712,169.00	38,520,804.00	---	1,191,365.00
TRUMAN STATE UNIVERSITY	03.185	0652	36,143,501.00	35,059,196.00	---	1,084,305.00
NORTHWEST MO STATE UNIV	03.190	0656	27,095,528.00	26,282,662.00	---	812,866.00
MO SOUTHERN ST UNIVERSITY	03.195	0659	20,940,036.00	20,311,835.00	---	628,201.00
MO WESTERN ST UNIVERSITY	03.200	0660	19,343,898.00	18,763,579.00	---	580,319.00
LINCOLN UNIVERSITY	03.180	0661	15,937,130.00	15,459,016.00	---	478,114.00
UNIV OF MISSOURI CAMPUSES	03.210	2304	361,131,030.00	353,097,098.00	---	8,033,932.00
MO REHABILITATION CENTER	03.220	2691	10,337,870.00	10,027,734.00	---	310,136.00
LINN STATE TECH COLLEGE	03.160	2733	4,196,279.00	4,070,391.00	---	125,888.00
HARRIS STOWE ST UNIV	03.205	3426	8,679,997.00	8,419,597.00	---	260,400.00
DOCTORATE PHARMACY PRG	03.150	7638	2,000,000.00	1,940,000.00	---	60,000.00
MO FED & STATE TECH PROGM	03.231	8283	340,000.00	329,796.00	---	10,204.00
UMC TELEMEDICINE (Fund 0625)	03.215	4046	437,640.00	437,640.00	---	---

DEPARTMENT OF HEALTH AND SENIOR SERVICES

HEALTH LEASING	13.005	4181	1,728,186.00	1,664,441.33	---	63,744.67
HEALTH STATE OWNED	13.010	7757	665,155.00	645,200.00	---	19,955.00

Office of the Director

DIRECTOR'S OFFICE E&E	10.600	3914	36,515.00	36,515.00	---	---
DIRECTOR'S OFC MEDICD PS	10.600	8207	3,126.00	2,927.62	---	198.38
NORC	10.600	8291	100,000.00	97,000.00	---	3,000.00
DIRECTOR'S OFFICE PS	10.600	8443	563,838.00	549,175.00	---	14,663.00
PRIMO PROGRAM (Fund 0658)	10.657	3932	1,106,236.00	575,000.00	---	531,236.00
DOH DONATED FUNDS PS (Fund 0658)	10.630	4631	100,958.00	33,715.62	---	67,242.38
DOH DONATED FUNDS E&E (Fund 0658)	10.630	4632	349,530.00	65,530.22	---	283,999.78

**STATE OF MISSOURI
SUMMARY OF APPROPRIATION ACTIVITY
GENERAL FUND - GENERAL REVENUE FUNDS
FOR THE APPROPRIATION YEAR 2013**

	H.B. No.	Appr. No.	Appropriations	Expenditures and Transfers Out	Reappropriations to 2014	Lapse of Appropriations
<u>Administration</u>						
ADMIN SHARED EXPENSES E&E	10.610	6805	32,895.00	32,895.00	---	---
REFUNDS	10.625	7328	12,313.00	12,312.13	---	0.87
DIVISION OF ADMIN PS	10.610	7693	348,948.00	338,480.00	---	10,468.00
DIVISION OF ADMIN E&E	10.610	7694	160,539.00	160,539.00	---	---
DIVISION OF ADMIN E&E (Fund 0276)	10.610	0217	25,000.00	24,250.00	---	750.00
REFUNDS (Fund 0658)	10.625	2799	9,543.00	9,542.42	---	0.58
REFUNDS (Fund 0899)	10.625	5046	198.00	198.00	---	---
DIVISION OF ADMIN E&E (Fund 0899)	10.610	7251	2,351.00	2,351.00	---	---
<u>Missouri Health Facilities Review</u>						
MHFRC PS	10.730	4176	126,249.00	103,865.25	---	22,383.75
MHFRC E&E	10.730	4177	8,889.00	3,886.10	---	5,002.90
<u>Division of Community and Public Health</u>						
PUBLIC HEALTH LAB PS	10.665	0219	1,505,446.00	1,460,283.00	---	45,163.00
PUBLIC HEALTH LAB E&E	10.665	0220	422,681.00	422,681.00	---	---
HEAD INJURY SERVICES	10.650	0262	247,259.00	239,841.00	---	7,418.00
DIV COMM&PUBLIC HLTH PS	10.640	1215	5,417,859.00	5,132,405.37	---	285,453.63
DIV COMM&PUBLIC HLTH PROG	10.650	1255	2,240,931.00	2,228,365.00	---	12,566.00
MEDICATIONS	10.650	1492	4,526,156.00	4,526,156.00	---	---
HEALTH LAB MEDICAID E&E	10.665	1929	13,023.00	13,023.00	---	---
DCPH MEDICAID PS	10.640	1962	696,816.00	677,603.92	---	19,212.08
DCPH PROG MEDICAID	10.650	1968	57,500.00	55,775.00	---	1,725.00
CSHCN PROG MEDICAID	10.650	1998	133,480.00	129,476.00	---	4,004.00
HEAD INJRY SVS MEDICAID	10.650	1999	146,947.00	142,539.00	---	4,408.00
DIV COMM&PUBLIC HLTH E&E	10.650	3553	50,000.00	48,500.00	---	1,500.00
CORE PUBLIC HLT FUNCTIONS	10.645	3944	2,229,940.00	2,229,938.00	---	2.00
PRIMO PROGRAM	10.657	4172	200,000.00	194,000.00	---	6,000.00
OFC OF MINORITY HLTH PS	10.658	7144	187,975.00	155,619.04	---	32,355.96
OFC OF MINORITY HLTH E&E	10.658	7145	206,109.00	206,109.00	---	---
GENETICS PROGRAM	10.650	7731	236,382.00	229,291.00	---	7,091.00
CHILD W/SPECIAL NEEDS	10.650	9419	833,420.00	808,417.00	---	25,003.00
PRIMO PROGRAM (Fund 0276)	10.657	3931	650,000.00	631,486.82	---	18,513.18
RADIOLOGCL SHIP INSPECT PS (Fund 0656)	10.640	8241	69,423.00	32,939.16	---	36,483.84
RADIOLOGCL SHIP INSPECT E&E (Fund 0656)	10.640	8242	31,285.00	30,551.30	---	733.70
DIV COMM&PUBLIC HLTH PS (Fund 0658)	10.640	1242	177,520.00	35,288.42	---	142,231.58
DIV COMM&PUBLIC HLTH E&E (Fund 0658)	10.640	1244	366,378.00	153,066.39	---	213,311.61
PUBLIC HEALTH LAB PS (Fund 0899)	10.665	7249	16,797.00	16,797.00	---	---
PUBLIC HEALTH LAB E&E (Fund 0899)	10.665	7250	31,368.00	31,368.00	---	---
CHILD W/SPECIAL NEEDS (Fund 0950)	10.650	7726	30,000.00	24,392.01	---	5,607.99

Division of Senior and Disability Services

NON-MEDICAID PAS E&E	10.680	0934	930,096.00	841,517.27	---	88,578.73
DIV SENIOR&DISABILITY PS	10.670	1258	1,840,009.00	1,725,691.88	---	114,317.12
DIV SENIOR&DISABILITY E&E	10.670	1259	111,918.00	103,744.19	---	8,173.81
DSDS MEDICAID PS	10.670	2009	5,384,069.00	5,202,193.90	---	181,875.10
DSDS MEDICAID E&E	10.670	2010	385,009.00	376,192.09	---	8,816.91
IN HOME SVS MEDICAID	10.685	2028	218,252,498.00	214,932,607.90	---	3,319,890.10
ALZHEIMER'S SERVICE	10.700	2907	150,000.00	142,599.00	---	7,401.00
NATURALIZATION ASSISTANCE	10.675	3274	200,000.00	191,016.12	---	8,983.88
ADULT PROTECTIVE SERV PRG	10.680	3383	712,422.00	607,454.58	---	104,967.42
AAA CONTRACTS	10.705	4519	10,447,813.00	10,134,374.78	---	313,438.22
HCBS REASSESSMENT	10.685	8255	1,500,000.00	72,650.00	---	1,427,350.00
HCBS ASSESSMENT UNIT PS	10.685	8270	1,206,510.00	1,170,301.88	---	36,208.12
HCBS ASSESSMENT UNIT E&E	10.685	8272	262,660.00	221,999.95	---	40,660.05
HCBS CALL CENTER PS	10.685	8274	241,302.00	221,863.90	---	19,438.10
HCBS CALL CENTER E&E	10.685	8276	13,752.00	13,676.91	---	75.09

Division of Regulation and Licensure

DIV OF REG&LICENSURE PS	10.720	1263	6,401,728.00	6,225,076.55	---	176,651.45
DIV OF REG&LICENSURE E&E	10.720	1264	627,901.00	586,451.10	---	41,449.90
DRL MEDICAID PS	10.720	2015	1,373,887.00	1,328,120.40	---	45,766.60
DRL MEDICAID E&E	10.720	2016	78,824.00	70,373.27	---	8,450.73
DIV OF REG&LICENSURE PS (Fund 0276)	10.720	1273	73,554.00	71,316.61	---	2,237.39
DIV OF REG&LICENSURE E&E (Fund 0276)	10.720	1274	10,970.00	6,657.22	---	4,312.78

DEPARTMENT OF TRANSPORTATION

ELDRLY&DISAB TRAN ASSTIST	04.460	2765	1,194,129.00	1,158,305.00	---	35,824.00
PORT AUTH FINANCIAL ASST	04.520	3438	250,000.00	242,500.00	---	7,500.00
STATE MATCH FOR AMTRAK	04.490	4265	7,900,000.00	7,900,000.00	---	---
LOCAL & REGIONAL PORT ATH	22.070	8130	1,000,000.00	---	---	1,000,000.00

DEPARTMENT OF LABOR AND INDUSTRIAL RELATIONS

DOLIR LEASING	13.005	3229	7,070.00	6,807.32	---	262.68
DOLIR STATE OWNED	13.010	7713	63,173.00	61,385.76	---	1,787.24

Division of Labor Standards

ADMINISTRATION/LS PS	07.820	0683	700,855.00	665,927.63	---	34,927.37
ADMINISTRATION/LS E&E	07.820	0685	51,122.00	50,052.33	---	1,069.67

State Board of Mediation

BOARD OF MEDIATION PS	07.835	0598	109,359.00	51,893.46	---	57,465.54
BOARD OF MEDIATION E&E	07.835	2324	10,184.00	2,429.69	---	7,754.31

**STATE OF MISSOURI
SUMMARY OF APPROPRIATION ACTIVITY
GENERAL FUND - GENERAL REVENUE FUNDS
FOR THE APPROPRIATION YEAR 2013**

	H.B. No.	Appr. No.	Appropriations	Expenditures and Transfers Out	Reappropriations to 2014	Lapse of Appropriations
<u>Division of Worker's Compensation</u>						
LINE OF DUTY COMP E&E (Fund 0939)	07.860	5544	325,000.00	325,000.00	---	---
<u>Commission on Human Rights</u>						
COMM ON HUMAN RIGHTS PS	07.910	5995	502,338.00	502,338.00	---	---
COMM ON HUMAN RIGHTS E&E	07.910	5997	16,572.00	16,075.00	---	497.00
MLK JR COMMISSION E&E	07.910	8328	30,586.00	26,116.44	---	4,469.56
<u>Labor and Industrial Relations Commission</u>						
INDUSTRIAL COMMISSION PS	07.815	3092	8,418.00	8,156.35	---	261.65
INDUSTRIAL COMMISSION E&E	07.815	3093	1,565.00	1,527.00	---	38.00
<u>DEPARTMENT OF MENTAL HEALTH</u>						
MENTAL HEALTH LEASING	13.005	0655	1,700,065.00	1,428,387.12	---	271,677.88
MENTAL HEALTH STATE OWNED	13.010	7751	723,579.00	701,872.00	---	21,707.00
MENTAL HEALTH INSTIT	13.015	7756	21,114,308.00	20,480,879.00	---	633,429.00
STWIDE FMRF EXPENDITURE (Fund 0124)	17.055	6535	25,534.07	25,534.00	---	0.07
STWIDE FMRF EXPENDITURE (Fund 0124)	21.015	8019	8,526,860.67	1,282,286.22	7,244,574.00	0.45
UNPROGRAMMED M&R (Fund 0124)	21.015	8369	789,756.00	737,026.36	52,729.00	0.64
<u>Office of the Director</u>						
DIRECTOR'S OFFICE PS	10.005	0669	473,968.00	459,749.00	---	14,219.00
DIRECTOR'S OFFICE E&E	10.005	2043	67,660.00	67,660.00	---	---
STAFF TRAINING	10.025	4170	357,495.00	346,770.00	---	10,725.00
OPERATIONAL SUPPORT PS	10.020	5307	4,664,515.00	4,524,580.00	---	139,935.00
OPERATIONAL SUPPORT E&E	10.020	5310	375,403.00	364,141.00	---	11,262.00
HEALTHCARE TECHNOLOGY PS	10.020	6978	60,000.00	58,199.97	---	1,800.03
<u>Division of Alcohol and Drug Abuse</u>						
ADA TREATMENT-MEDICAID MT	10.110	2040	9,496,245.00	9,496,244.01	---	0.99
ADA ADMIN PS	10.100	2149	865,040.00	839,089.00	---	25,951.00
ADA ADMIN E&E	10.100	2150	21,558.00	20,911.00	---	647.00
PREVENTION & EDU SVS PS	10.105	2649	25,973.00	25,193.81	---	779.19
ADA TREATMENT SERVICES	10.110	4147	24,438,801.00	24,433,713.01	---	5,087.99
ADA TREATMENT SVS PS	10.110	4148	509,678.00	494,388.00	---	15,290.00
COMMUNITY 2000	10.105	4649	498,969.00	484,000.00	---	14,969.00
OFFENDER TREATMENT	10.110	8340	264,876.00	256,930.00	---	7,946.00

PREVENTION & EDU SVS E&E (Fund 0625)	10.110	3585	300,000.00	300,000.00	---	---
ADA TREATMENT-MEDICAID MT (Fund 0625)	10.110	3587	1,942,205.00	1,942,204.79	---	0.21
ADA TREATMENT SERVICES (Fund 0625)	10.110	3594	100,000.00	100,000.00	---	---
ADA TREATMENT-MEDICAID MT (Fund 0930)	10.110	3765	624,865.00	410,696.86	---	214,168.14

Division of Comprehensive Psychiatric Services

MEDICATION COST INCREASES	10.235	0373	11,850,804.00	11,850,803.49	---	0.51
ADULT COMMUNITY PRGM PS	10.210	1479	27,181.00	26,366.00	---	815.00
YOUTH COMMUNITY PRGM PS	10.225	1481	110,970.00	107,640.77	---	3,329.23
HOMELESS MENTALLY ILL	10.210	1685	496,047.00	481,166.00	---	14,881.00
CPS ADMIN PS	10.200	1844	708,685.00	687,424.00	---	21,261.00
CPS ADMIN E&E	10.200	1845	43,759.00	42,446.00	---	1,313.00
CIVIL COMM LEGAL FEES	10.215	1864	738,366.00	572,213.14	---	166,152.86
OA CIVIL COMM LEGAL FEES	10.215	1865	132,550.00	128,040.00	---	4,510.00
FORENSIC SUPPORT SVS PS	10.220	1866	733,579.00	711,572.00	---	22,007.00
FORENSIC SUPPORT SVS E&E	10.220	1867	22,765.00	22,082.00	---	683.00
ADULT COMMUNITY PRGM E&E	10.210	2052	319,506.00	309,921.00	---	9,585.00
ADULT COMMUNITY PROGRAM	10.210	2053	26,760,680.00	26,760,680.00	---	---
YOUTH COMMUNITY PRGM E&E	10.225	2056	60,817.00	58,992.00	---	1,825.00
YOUTH COMMUNITY PROGRAM	10.225	2057	7,941,360.00	7,941,360.00	---	---
FULTON STATE HOSPITAL E&E	10.300	2061	6,626,111.00	6,381,814.98	---	244,296.02
NW MO PSY REHAB CTR E&E	10.305	2063	1,785,127.00	1,785,127.00	---	---
STL PSY REHAB CTR E&E	10.310	2064	2,263,279.00	2,240,279.00	---	23,000.00
SW MO PSY REHAB CTR E&E	10.315	2065	408,793.00	408,793.00	---	---
COTTONWOOD TRMT CTR E&E	10.340	2066	318,603.00	318,603.00	---	---
HAWTHORN PSY HOSPTL E&E	10.335	2067	822,910.00	822,910.00	---	---
METRO STL PSY CTR E&E	10.320	2068	1,967,060.00	1,811,891.00	---	155,169.00
ADULT COM PRG-MEDICAID MT	10.210	2070	64,201,861.00	64,200,815.69	---	1,045.31
YOUTH COM PRG-MEDICAID MT	10.225	2071	17,019,844.00	17,019,844.00	---	---
SOUTHEAST MO MHC E&E	10.325	2083	2,546,859.00	2,454,349.93	---	92,509.07
CTR FOR BEHAV MED E&E	10.330	2090	2,209,200.00	1,909,200.00	---	300,000.00
SEMO MHC-SORTS PS	10.325	2229	12,311,576.00	11,900,738.59	---	410,837.41
SEMO MHC-SORTS E&E	10.325	2246	3,332,898.00	2,911,388.00	---	421,510.00
HOUSING	10.055	2792	255,000.00	214,400.18	---	40,599.82
REMEDIATION FUEL SPILL	17.230	2890	227,291.51	215,971.46	---	11,320.05
SEMO MHC-SORTS OVERTIME	10.325	3206	84,194.00	84,194.00	---	---
SW MO PSY REHAB CTR PS	10.315	4157	2,290,465.00	2,240,892.42	---	49,572.58
HEALTHCARE TECHNOLOGY E&E	10.020	4169	614,811.00	596,367.00	---	18,444.00
REFUNDS	10.030	5519	130,050.00	129,849.87	---	200.13
SWMO PSY REH MEDICAID E&E	10.315	6765	49,000.00	47,530.00	---	1,470.00
CPS FACILITY SUP PRN-PS	10.205	6766	3,278,080.00	3,278,080.00	---	---
CPS FACILITY SUP PRN-E&E	10.205	6770	100,750.00	99,250.00	---	1,500.00
CPS FS LOSS OF BENEF E&E	10.205	6771	845,252.00	819,893.00	---	25,359.00
OVERTIME PAY PS	10.010	7031	4,076,963.00	3,994,516.00	---	82,447.00

**STATE OF MISSOURI
SUMMARY OF APPROPRIATION ACTIVITY
GENERAL FUND - GENERAL REVENUE FUNDS
FOR THE APPROPRIATION YEAR 2013**

	H.B. No.	Appr. No.	Appropriations	Expenditures and Transfers Out	Reappropriations to 2014	Lapse of Appropriations
FULTON ST HOSP OVERTIME	10.300	7187	1,298,772.00	1,298,772.00	---	---
NW MO PSY REHAB OVERTIME	10.305	7188	164,167.00	164,167.00	---	---
STL PSY REHAB OVERTIME	10.310	7190	284,315.00	284,315.00	---	---
SW MO PYS REHAB OVERTIME	10.315	7192	15,197.00	15,197.00	---	---
HAWTHORN HOSP OVERTIME	10.335	7193	63,872.00	63,872.00	---	---
COTTONWOOD TRMT OVERTIME	10.340	7195	19,253.00	19,253.00	---	---
METRO STL PSY OVERTIME	10.320	7197	16,861.00	16,861.00	---	---
SE MO MHC OVERTIME	10.325	7201	161,860.00	161,860.00	---	---
CTR BEHAV MED OVERTIME	10.330	7202	244,509.00	244,508.23	---	0.77
SEMO - PUB BLDG	10.325	7520	55,593.00	53,925.00	---	1,668.00
CPS HOSPITAL PROVIDER TAX	10.205	7652	16,000,000.00	15,169,784.00	---	830,216.00
FULTON-SORTS PS	10.300	7825	4,788,612.00	4,788,611.92	---	0.08
FULTON-SORTS OVERTIME	10.300	7826	60,941.00	60,941.00	---	---
FULTON-SORTS E&E	10.300	7827	1,217,099.00	1,217,099.00	---	---
ACP INPATIENT REDESIGN	10.210	7828	4,500,000.00	4,500,000.00	---	---
CPS FACILITY SUPPORT-E&E	10.205	7833	2,324,266.00	2,064,538.00	---	259,728.00
CPS EATING DISORDER E&E	10.210	8055	78,850.00	72,529.75	---	6,320.25
FULTON STATE HOSPITAL PS	10.300	9381	32,467,947.00	32,467,152.51	---	794.49
NW MO PSY REHAB CTR PS	10.305	9384	10,019,667.00	9,665,523.00	---	354,144.00
STL PSY REHAB CTR PS	10.310	9385	15,962,998.00	15,821,969.21	---	141,028.79
COTTONWOOD TRMT CTR PS	10.340	9386	966,166.00	966,166.00	---	---
HAWTHORN PSY HOSPTL PS	10.335	9387	5,885,753.00	5,691,743.00	---	194,010.00
METRO STL PSY CTR PS	10.320	9391	6,294,815.00	6,074,994.33	---	219,820.67
SOUTHEAST MO MHC PS	10.325	9394	16,072,679.00	16,041,226.00	---	31,453.00
CTR FOR BEHAV MED PS	10.330	9395	12,282,638.00	12,144,505.01	---	138,132.99
HCPH REPLACE HVAC MAIN (Fund 0124)	17.240	0880	185,284.60	---	---	185,284.60
MSLPC RENOV WARD & EMERG (Fund 0124)	21.015	8151	3,597.76	---	---	3,597.76
DMH SUICIDE PREV & LGHTNG (Fund 0124)	21.015	8157	3,726,508.22	2,296,659.28	1,429,848.00	0.94
ADULT COM PRG-MEDICAID MT (Fund 0930)	10.210	3766	592,538.00	240,301.82	---	352,236.18
YOUTH COM PRG-MEDICAID MT (Fund 0930)	10.225	3767	978,124.00	491,315.59	---	486,808.41
REFUNDS (Fund 0930)	10.030	4421	29,654.00	29,653.79	---	0.21
<u>Division of Developmental Disabilities</u>						
ALBANY RO PS	10.500	0460	679,025.00	654,899.50	---	24,125.50
CENTRAL MO RO PS	10.505	0461	836,672.00	836,072.00	---	600.00
HANNIBAL RO PS	10.510	0462	724,707.00	704,256.90	---	20,450.10
JOPLIN RO PS	10.515	0463	647,885.00	612,145.04	---	35,739.96
KANSAS CITY RO PS	10.520	0464	1,247,733.00	1,200,462.90	---	47,270.10
KIRKSVILLE RO PS	10.525	0466	411,776.00	399,815.57	---	11,960.43

POPLAR BLUFF RO PS	10.530	0467	614,837.00	614,837.00	---	---
ROLLA RO PS	10.535	0468	423,796.00	412,457.54	---	11,338.46
SIKESTON RO PS	10.540	0469	692,753.00	692,753.00	---	---
SPRINGFIELD RO PS	10.545	0470	927,216.00	844,833.80	---	82,382.20
ST LOUIS RO PS	10.550	0471	2,658,477.00	2,658,477.00	---	---
DD ADMIN PS	10.400	1911	1,361,688.00	1,320,837.00	---	40,851.00
DD ADMIN E&E	10.400	1912	59,263.00	57,485.00	---	1,778.00
COMMUNITY PROGRAMS	10.410	1919	5,087,367.00	5,087,367.00	---	---
AUTISTIC CLIENTS	10.410	1928	3,846,275.00	3,846,275.00	---	---
COMMUNITY PRG-MEDICAID MT	10.410	2072	171,660,179.00	171,660,179.00	---	---
C&F DIRECT SP-MEDICAID MT	10.410	2073	9,646,288.00	9,646,288.00	---	---
ALBANY RO E&E	10.500	2101	106,635.00	103,436.00	---	3,199.00
CENTRAL MO RO E&E	10.505	2102	86,114.00	83,531.00	---	2,583.00
HANNIBAL RO E&E	10.510	2108	212,829.00	206,444.00	---	6,385.00
JOPLIN RO E&E	10.515	2111	166,270.00	161,282.00	---	4,988.00
KANSAS CITY RO E&E	10.520	2112	290,788.00	282,064.00	---	8,724.00
KIRKSVILLE RO E&E	10.525	2113	88,940.00	86,272.00	---	2,668.00
POPLAR BLUFF RO E&E	10.530	2115	90,694.00	87,973.00	---	2,721.00
ROLLA RO E&E	10.535	2116	114,848.00	111,403.00	---	3,445.00
SIKESTON RO E&E	10.540	2117	114,051.00	110,629.00	---	3,422.00
SPRINGFIELD RO E&E	10.545	2118	231,662.00	224,712.00	---	6,950.00
DD COM SUP STAFF PS	10.415	2198	7,655,017.00	7,528,286.58	---	126,730.42
ST LOUIS RO E&E	10.550	2332	333,696.00	323,685.00	---	10,011.00
C & F DIRECTED SUPPORTS	10.410	2770	8,723,772.00	8,723,772.00	---	---
ST ICF-MR REIMB ALLOW	10.405	2780	7,500,000.00	6,911,695.00	---	588,305.00
BELLEFONTAINE MEDICAID EE	10.555	3036	30,145.00	29,241.00	---	904.00
HIGGINSVILLE MEDICAID EE	10.560	3037	20,384.00	19,772.00	---	612.00
MARSHALL HC MEDICAID E&E	10.565	3038	1,508,566.00	1,130,569.00	---	377,997.00
NEVADA HC MEDICAID E&E	10.570	3039	67,358.00	65,337.00	---	2,021.00
ST LOUIS DDTC MEDICAID EE	10.575	3040	1,496,022.00	1,458,641.00	---	37,381.00
SOUTHEAST MO MEDICAID E&E	10.580	3041	12,087.00	11,724.00	---	363.00
ALBANY RO MEDICAID EE	10.500	4492	617.00	598.00	---	19.00
CENTRAL MO RO MEDICAID EE	10.505	4493	617.00	598.00	---	19.00
HANNIBAL RO MEDICAID EE	10.510	4494	617.00	598.00	---	19.00
JOPLIN RO MEDICAID EE	10.515	4495	617.00	598.00	---	19.00
KANSAS CTY RO MEDICAID EE	10.520	4496	617.00	598.00	---	19.00
KIRKSVILLE RO MEDICAID EE	10.525	4497	617.00	598.00	---	19.00
POPLAR BLF RO MEDICAID EE	10.530	4498	617.00	598.00	---	19.00
ROLLA RO MEDICAID EE	10.535	4501	617.00	598.00	---	19.00
SIKESTON RO MEDICAID EE	10.540	4504	617.00	598.00	---	19.00
SPRINGFL RO MEDICAID EE	10.545	4507	617.00	598.00	---	19.00
ST LOUIS RO MEDICAID EE	10.550	4510	617.00	598.00	---	19.00
MARSHALL HC MEDICAID PS	10.565	5540	4,726,116.00	3,436,240.00	---	1,289,876.00
ST LOUIS DDTC MEDICAID PS	10.575	5541	4,658,051.00	4,510,808.98	---	147,242.02
DD COMMUNITY PROGRAMS PS	10.410	7426	568,906.00	551,839.00	---	17,067.00
DD COMMUNITY PROGRAMS E&E	10.410	7427	32,128.00	31,164.00	---	964.00

**STATE OF MISSOURI
SUMMARY OF APPROPRIATION ACTIVITY
GENERAL FUND - GENERAL REVENUE FUNDS
FOR THE APPROPRIATION YEAR 2013**

	H.B. No.	Appr. No.	Appropriations	Expenditures and Transfers Out	Reappropriations to 2014	Lapse of Appropriations
DD POOL MEDICAID PS	10.405	7936	34,236.00	33,209.00	---	1,027.00
DD POOL MEDICAID E&E	10.405	7937	757,156.00	440,321.42	---	316,834.58
DD POOL MEDICAID PRG	10.405	7938	49,500.00	48,015.00	---	1,485.00
BELLEFONTAINE MEDICAID PS	10.555	7940	5,730,938.00	5,558,055.26	---	172,882.74
BELLEFONTAINE MED OVRTIME	10.555	7941	905,862.00	878,686.00	---	27,176.00
NW COMMUNITY SRVS MED-PS	10.560	7943	2,810,771.00	2,805,541.02	---	5,229.98
HIGGINSVILLE HC MED PS	10.560	7945	1,571,461.00	1,571,461.00	---	---
HIGGINSVILLE HC MED OVT	10.560	7946	387,448.00	387,448.00	---	---
MARSHALL COMM MED SVS PS	10.565	7949	1,883,732.00	1,817,247.00	---	66,485.00
MARSHALL COMM MED SVS E&E	10.565	7950	354,623.00	353,957.00	---	666.00
MARSHALL HC MEDICIAD OVT	10.565	7951	724,221.00	702,494.00	---	21,727.00
NEVADA HC MEDICAID PS	10.570	7953	2,097,371.00	2,034,909.80	---	62,461.20
NEVADA HC MEDICAID OT	10.570	7954	9,138.00	9,137.76	---	0.24
SE MO RES SVCS MED PS	10.580	7955	1,795,441.00	1,742,546.85	---	52,894.15
SOUTHEAST MO MED RES OT	10.580	7957	185,797.00	185,794.38	---	2.62
AUTISM REGIONAL PROJECTS	10.410	8307	6,524,901.00	6,524,901.00	---	---
NHC ELECTR PANELS VARIOUS (Fund 0124)	17.240	1014	1,656,753.00	---	---	1,656,753.00
NWHS REPLACE CHILLER (Fund 0124)	17.240	1021	23,197.70	6,537.05	---	16,660.65
NWHC FIRE ALARM VARIOUS (Fund 0124)	17.240	1022	44,932.81	---	---	44,932.81
BELLEFONTAINE M&R (Fund 0124)	17.060	6948	1,044,664.26	783,163.97	---	261,500.29
DD COM PRG-MEDICAID MT (Fund 0930)	10.410	3768	22,500,000.00	15,685,105.87	---	6,814,894.13
DD WAITING LIST EQUITY TR (Fund 0986)	10.410	8206	10,000.00	---	---	10,000.00
<u>DEPARTMENT OF NATURAL RESOURCES</u>						
DNR LEASING	13.005	4305	300,537.00	288,259.09	---	12,277.91
DNR STATE OWNED	13.010	7688	316,189.00	306,462.92	---	9,726.08
OPERATIONAL M&R (Fund 0124)	21.015	8150	0.49	---	---	0.49
<u>Department Operations</u>						
DEPT OPERATIONS PS	06.200	1804	189,210.00	182,541.88	---	6,668.12
DEPT OPERATIONS E&E	06.200	1807	64,095.00	62,172.00	---	1,923.00
<u>Water Resources Center</u>						
WATER RESOURCES PS	06.210	5245	1,388,097.00	1,305,820.65	---	82,276.35
WATER RESOURCES E&E	06.210	5246	1,569,772.00	1,522,674.33	---	47,097.67
CLARENCE CANNON PAYMENT (Fund 0174)	06.270	2916	929,656.00	834,949.22	---	94,706.78

Division of Energy

ENERGY EFFICIENT SERVICES (Fund 0667)	06.205	2469	14,400,000.00	2,160,852.89	---	12,239,147.11
ENERGY DIV OPERATING PS (Fund 0667)	06.205	2702	452,000.00	450,929.80	---	1,070.20
ENERGY DIV OPERATING E&E (Fund 0667)	06.205	2703	102,945.00	60,406.92	---	42,538.08
ENERGY DIV OPERATING PS (Fund 0730)	06.205	1896	3,517.00	---	---	3,517.00
ENERGY EFFICIENT SERVICES (Fund 0730)	06.205	5459	25,000.00	---	---	25,000.00
ENERGY DIV OPERATING PS (Fund 0935)	06.205	6784	201,804.00	15,918.33	---	185,885.67
ENERGY DIV OPERATING E&E (Fund 0935)	06.205	6785	32,899.00	9,112.48	---	23,786.52
ENERGY EFFICIENT SERVICES (Fund 0935)	06.205	6811	3,000,000.00	91,876.15	---	2,908,123.85

Division of Environmental Quality

SOLID WASTE FORFEITURES	06.220	4303	1,294,131.00	1,294,130.51	---	0.49
REGIONAL OFFICES PS	06.220	5340	2,227,740.00	2,197,967.28	---	29,772.72
REGIONAL OFFICES E&E	06.220	5349	197,891.00	191,954.00	---	5,937.00
ENVIRONMENTAL SVS PS	06.220	5406	1,113,139.00	1,071,641.73	---	41,497.27
ENVIRONMENTAL SVS E&E	06.220	5417	317,949.00	317,949.00	---	---
WATER PROTECTION PRG PS	06.220	7172	396,980.00	383,005.79	---	13,974.21
WATER PROTECTION PRG E&E	06.220	7176	168,282.00	163,234.00	---	5,048.00
SOLID WASTE FORFEITURES (Fund 0198)	06.220	4304	425,000.00	2,640.00	---	422,360.00
HAZARDOUS WASTE PS (Fund 0656)	06.220	6841	28,606.00	27,572.84	---	1,033.16
HAZARDOUS WASTE E&E (Fund 0656)	06.220	6842	196,300.00	194,365.21	---	1,934.79
ENVIRONMENTAL SVS PS (Fund 0656)	06.220	7847	20,096.00	7,635.74	---	12,460.26
ENVIRONMENTAL SVS E&E (Fund 0656)	06.220	7848	19,920.00	4,992.73	---	14,927.27

Division of Geology and Land Survey

DGLS OPERATION PS	06.260	2395	600,824.00	580,408.65	---	20,415.35
DGLS OPERATION E&E	06.260	2396	156,580.00	151,883.00	---	4,697.00
LAND SURVEY RESTOR PROJ	06.260	8284	30,000.00	29,100.00	---	900.00

DEPARTMENT OF PUBLIC SAFETY

PUBLIC SAFETY STATE OWNED	13.010	7728	216,790.00	210,286.00	---	6,504.00
RADIO INTEROPERABILITY	22.065	8079	180,474.00	180,087.50	---	386.50
STWIDE FMRF EXPENDITURE (Fund 0124)	17.055	6535	0.99	---	---	0.99
STWIDE FMRF EXPENDITURE (Fund 0124)	21.015	8019	256,607.87	194,874.99	61,732.00	0.88
OPERATIONAL M&R (Fund 0124)	21.015	8150	0.95	---	---	0.95
UNPROGRAMMED M&R (Fund 0124)	21.015	8369	3,818.00	3,818.00	---	---

Office of the Director

DIRECTOR ADMIN PS	08.005	1097	743,947.00	697,785.31	---	46,161.69
INTERNET SEX CRIME PS	08.040	2941	2,000.00	1,140.34	---	859.66
INTERNET SEX CRIME E&E	08.040	2951	5.00	---	---	5.00
MPS OFCR MEDAL VALOR EE	08.085	2992	477.00	463.00	---	14.00
FORENSIC EXAMS	08.060	3168	1,600,000.00	1,491,559.27	---	108,440.73
INTERNET SEX CRM TSF GNTS	08.040	3231	247,995.00	233,671.72	---	14,323.28
COMMUNITY INTERVENTION	08.005	8064	100,000.00	100,000.00	---	---
DIRECTOR ADMIN E&E	08.005	8094	99,149.00	76,149.60	---	22,999.40

**STATE OF MISSOURI
SUMMARY OF APPROPRIATION ACTIVITY
GENERAL FUND - GENERAL REVENUE FUNDS
FOR THE APPROPRIATION YEAR 2013**

	H.B. No.	Appr. No.	Appropriations	Expenditures and Transfers Out	Reappropriations to 2014	Lapse of Appropriations
<u>Division of Fire Safety</u>						
F S ADMIN PS	08.170	1103	2,014,677.00	1,953,782.85	---	60,894.15
F S ADMIN E&E	08.170	1107	206,123.00	200,375.41	---	5,747.59
FIREFIGHTER TRAINING	08.180	7496	200,000.00	194,000.00	---	6,000.00
<u>Capitol Police</u>						
CAPITOL POLICE PS	08.090	3300	1,280,870.00	1,236,482.56	---	44,387.44
CAPITOL POLICE E&E	08.090	3301	55,852.00	55,851.61	---	0.39
<u>State Highway Patrol</u>						
SHP TECHNICAL SERVICE PS	08.145	0628	361,219.00	276,982.81	---	84,236.19
SHP ENFORCEMENT PS	08.105	1134	7,168,339.00	7,103,763.46	---	64,575.54
SHP ENFORCEMENT E&E	08.105	1139	645,630.00	620,919.60	---	24,710.40
STATE WATER PATROL PS	08.110	1171	4,286,642.00	3,611,058.45	---	675,583.55
STATE WATER PATROL E&E	08.110	1175	243,536.00	220,021.48	---	23,514.52
ST HWY PATROL LEASING	13.005	2006	59,907.00	46,663.88	---	13,243.12
SHP TECHNICAL SERVICE E&E	08.145	2283	37,773.00	36,576.00	---	1,197.00
GASOLINE PURCHASE	08.115	2335	496,607.00	496,562.78	---	44.22
VEHICLE REPLACEMENT	08.120	2336	24,664.00	23,924.00	---	740.00
SHP NON HWY DUTIES PS	08.105	4336	1,045,277.00	705,025.61	---	340,251.39
SHP NON HWY DUTIES E&E	08.105	4337	47,885.00	30,450.14	---	17,434.86
CRIME LABS PS	08.125	4342	2,001,246.00	1,931,308.58	---	69,937.42
CRIME LABS E&E	08.125	4343	414,441.00	399,026.39	---	15,414.61
FRINGE BENEFITS PS	08.100	4344	9,681,865.00	8,478,687.01	---	1,203,177.99
FRINGE BENEFITS E&E	08.100	4347	884,588.00	755,883.76	---	128,704.24
SHP ADMIN E&E	08.095	4368	3,395.00	1,420.63	---	1,974.37
SHP ADMIN PS	08.095	6327	15,529.00	---	---	15,529.00
DPS-SHP INSTIT	13.015	7741	259,300.00	251,521.00	---	7,779.00
INTEROPERABLE SYSTEM	08.105	8056	7,500,000.00	4,592,518.91	---	2,907,481.09
SHP ACADEMY E&E (Fund 0674)	08.130	3441	601,661.00	266,175.68	---	335,485.32
SHP ACADEMY PS (Fund 0674)	08.130	6328	97,896.00	91,329.76	---	6,566.24
FRINGE BENEFITS PS (Fund 0674)	08.100	6329	72,615.00	67,661.85	---	4,953.15
FRINGE BENEFITS E&E (Fund 0674)	08.100	6330	7,527.00	7,098.16	---	428.84
DPS-SHP INSTIT (Fund 0674)	13.015	7747	28,611.00	28,611.00	---	---
HP PERSONAL EQUIPMENT E&E (Fund 0793)	08.150	7045	65,000.00	61,734.60	---	3,265.40

Alcohol and Tobacco Control

REFUND UNUSED STICKERS	08.165	1161	18,625.00	18,625.00	---	---
ALCOHOL & TOBACCO CNTR PS	08.160	5283	831,957.00	755,176.07	---	76,780.93
ALCOHOL & TOBACCO CNTR E&E	08.160	5284	110,923.00	97,291.75	---	13,631.25
ALCOHOL & TOBACCO CNTR PS (Fund 0625)	08.160	3650	109,867.00	107,015.32	---	2,851.68
ALCOHOL & TOBACCO CNTR E&E (Fund 0625)	08.160	3651	35,894.00	28,856.07	---	7,037.93

Adjutant General

A G ADMIN PS	08.255	1226	1,007,046.00	976,816.98	---	30,229.02
A G ADMIN E&E	08.255	1228	96,544.00	93,648.00	---	2,896.00
A G FIELD SUPPORT PS	08.270	1229	669,561.00	649,094.81	---	20,466.19
A G FIELD SUPPORT E&E	08.270	1231	187,637.00	182,008.00	---	5,629.00
DPS-ADJ GEN INSTIT	13.025	3665	1,231,518.00	1,194,572.00	---	36,946.00
A G AIR SEARCH & RESCUE	08.295	3984	12,770.00	12,386.99	---	383.01
CONTRACT SERVICES PS	08.290	4502	422,936.00	408,004.64	---	14,931.36
CONTRACT SERVICES E&E	08.290	4503	19,856.00	19,260.00	---	596.00
NATIONAL GUARD TRUST E&E	08.260	4527	766,802.00	743,798.00	---	23,004.00
ADJ GN CENTER BOONVILLE	17.210	6583	295,098.00	---	---	295,098.00
CONTRACT SERVICES E&E (Fund 0971)	08.290	7851	656,077.00	---	---	656,077.00

State Emergency Management Agency

A G SEMA PS	08.300	1237	1,188,659.00	1,182,479.67	---	6,179.33
A G SEMA E&E	08.300	1241	188,008.00	182,323.00	---	5,685.00
STATE AGENCY DISASTERS	08.310	3166	6,128,274.00	6,125,328.89	---	2,945.11
SEMA GRANT	08.310	3299	12,731,499.00	5,903,477.77	---	6,828,021.23
STATE AGENCY DISASTERS PS	08.310	8145	21,192.00	20,512.78	---	679.22

Missouri Gaming Commission

HORSE RACING BREEDERS (Fund 0605)	08.225	3295	5,000.00	4,000.00	---	1,000.00
-----------------------------------	--------	------	----------	----------	-----	----------

DEPARTMENT OF REVENUE

REVENUE LEASING	13.005	6090	651,416.00	611,541.55	---	39,874.45
REVENUE STATE OWNED	13.010	7666	593,180.00	575,381.00	---	17,799.00
REVENUE STATE OWNED (Fund 0124)	13.010	7667	1,321,972.00	1,298,223.37	---	23,748.63

Legal Services

LEGAL SERV PS	04.020	1739	1,434,156.00	1,391,046.06	---	43,109.94
LEGAL SERV E&E	04.020	1740	133,499.00	129,428.98	---	4,070.02
HWY COLL LEGAL SERV PS	04.005	1766	982,402.00	952,888.17	---	29,513.83

**STATE OF MISSOURI
SUMMARY OF APPROPRIATION ACTIVITY
GENERAL FUND - GENERAL REVENUE FUNDS
FOR THE APPROPRIATION YEAR 2013**

	H.B. No.	Appr. No.	Appropriations	Expenditures and Transfers Out	Reappropriations to 2014	Lapse of Appropriations
<u>Administration Division</u>						
POSTAGE	04.025	0075	3,664,727.00	3,664,526.69	---	200.31
ADMINISTRATION PS	04.025	1751	1,264,344.00	1,226,411.96	---	37,932.04
ADMINISTRATION E&E	04.025	1752	216,945.00	210,414.30	---	6,530.70
HWY COLL ADMIN PS	04.005	1768	1,660,003.00	1,548,106.81	---	111,896.19
HWY COLL POSTAGE	04.005	1770	718,641.00	718,641.00	---	---
HWY COLL-POSTAGE DL	04.005	7880	680,000.00	185,077.64	---	494,922.36
ADMINISTRATION PS (Fund 0169)	04.025	3646	24,839.00	24,698.01	---	140.99
ADMINISTRATION E&E (Fund 0169)	04.025	3647	2,589,841.00	1,728,701.13	---	861,139.87
<u>MV/DL Division</u>						
MV/DL PS	04.015	1710	528,720.00	459,126.48	---	69,593.52
MV/DL E&E	04.015	1711	424,390.00	315,400.69	---	108,989.31
HWY COLL MV/DL PS	04.005	1762	4,151,256.00	3,692,659.54	---	458,596.46
HWY COLL MV/DL E&E	04.005	1763	1,759,766.00	1,706,973.00	---	52,793.00
EMBLEM USE FEE DISTRIB	04.055	3693	1,000.00	500.00	---	500.00
<u>Taxation Division</u>						
DELINQUENT COLLECTN FEES	04.040	0096	3,064,934.00	3,064,934.00	---	---
GR REFUNDS (REG)	04.060	1243	1,377,900,000.00	1,178,919,926.69	---	198,980,073.31
TAXATION PS	04.010	1691	20,342,072.00	18,977,495.72	---	1,364,576.28
TAXATION E&E	04.010	1692	5,378,102.00	1,516,218.46	---	3,861,883.54
TAXATION MTC DUES EE	04.010	1695	154,851.00	150,205.00	---	4,646.00
HWY COLL TAX PS	04.005	1760	609,025.00	500,870.30	---	108,154.70
COUNTY STOCK INSUR TAX	04.095	2705	500,000.00	202,669.56	---	297,330.44
COUNTY FILING FEES	04.045	7024	465,000.00	263,935.00	---	201,065.00
DEBT OFFSET TAX CREDITS	04.100	7323	425,000.00	211,412.74	---	213,587.26
INTEGRATED TAX SYSTEM EE	04.010	7956	12,000,000.00	12,000,000.00	---	---
<u>State Tax Commission</u>						
STATE TAX COMMISSION PS	04.030	0083	2,299,858.00	2,180,882.06	---	118,975.94
ASSESSMENT MAINTENANCE	04.035	1044	9,793,971.00	9,630,867.19	---	163,103.81
STATE TAX COMMISSION E&E	04.030	2138	196,645.00	173,624.39	---	23,020.61
AG LAND USE STUDY E&E	04.030	3460	3,876.00	3,760.00	---	116.00

DEPARTMENT OF SOCIAL SERVICES

SOCIAL SERVICES LEASING	13.005	1434	9,469,119.00	9,018,664.03	---	450,454.97
SOCIAL SRVS STATE OWNED	13.010	7759	5,398,768.00	5,236,805.00	---	161,963.00
SOCIAL SERVICES INSTIT	13.015	7769	2,645,978.00	2,566,599.00	---	79,379.00
STWIDE FMRF EXPENDITURE (Fund 0124)	17.055	6535	550.00	550.00	---	---
STWIDE FMRF EXPENDITURE (Fund 0124)	21.015	8019	1,491,566.67	288,902.21	1,202,664.00	0.46
UNPROGRAMMED M&R (Fund 0124)	21.015	8369	17,869.00	17,869.00	---	---

Office of the Director

OFFICE OF DIRECTOR PS	11.005	4333	178,094.00	172,749.67	---	5,344.33
OFFICE OF DIRECTOR E&E	11.005	4334	39,110.00	37,937.00	---	1,173.00
MO MEDICAID AUD & COMP PS	11.025	7963	1,185,070.00	1,149,487.86	---	35,582.14
MO MEDICAID AUD & COMP EE	11.025	7964	503,160.00	474,365.42	---	28,794.58
CASE MANAGEMENT SYSTEM	11.030	8045	316,250.00	5,110.00	---	311,140.00
HUMAN RESOURCE CENTER PS	11.015	9948	290,479.00	281,626.20	---	8,852.80
HUMAN RESOURCE CENTER E&E	11.015	9949	12,452.00	12,078.00	---	374.00
OFFICE OF DIRECTOR PS (Fund 0169)	11.005	3577	30,627.00	28,858.56	---	1,768.44
OFFICE OF DIRECTOR E&E (Fund 0169)	11.005	3590	16,032.00	---	---	16,032.00
MO MEDICAID AUD & COMP PS (Fund 0974)	11.025	7967	346,338.00	---	---	346,338.00
MO MEDICAID AUD & COMP EE (Fund 0974)	11.025	7968	82,087.00	---	---	82,087.00
REC AUDIT & COMPL CONTR (Fund 0974)	11.035	8018	500,000.00	3,698.86	---	496,301.14
MEDICAID ERROR PREVNT (Fund 0974)	11.040	8047	5,000,000.00	---	---	5,000,000.00

Division of Finance and Administrative Services

DELINQUENT CHLIDREN	11.060	0738	2,100,000.00	1,677,116.00	---	422,884.00
FINANCE & ADMIN SRVS PS	11.045	3050	1,875,326.00	1,819,066.00	---	56,260.00
FINANCE & ADMIN SRVS E&E	11.045	3058	408,190.00	395,883.55	---	12,306.45
FINANCE & ADMIN SRVS PS (Fund 0169)	11.045	3113	48,592.00	48,471.20	---	120.80
FINANCE & ADMIN SRVS E&E (Fund 0169)	11.045	3114	12,513.00	---	---	12,513.00
RECPT & DISBRSMT REFUNDS (Fund 0885)	11.055	6931	1,956,419.00	1,954,329.81	---	2,089.19

Division of Legal Services

LEGAL SERVICES PS	11.065	6353	1,675,331.00	1,625,040.53	---	50,290.47
LEGAL SERVICES E&E	11.065	6354	89,432.00	86,715.00	---	2,717.00
LEGAL SERVICES PS (Fund 0169)	11.065	2790	167,647.00	167,584.00	---	63.00

Family Support Division

DOMESTIC VIOLENCE	11.155	0766	4,750,000.00	4,598,825.54	---	151,174.46
ADULT SUPPLEMENTATION	11.115	1403	41,665.00	37,994.00	---	3,671.00
SUPPLEMENTAL NURSING CARE	11.120	2423	25,178,384.00	24,673,423.00	---	504,961.00
BLIND ADMIN PS	11.160	3401	30,779.00	29,847.91	---	931.09
TEMPORARY ASSISTANCE	11.110	3596	8,358,297.00	8,358,297.00	---	---
CSE COUNTY REIMBURSEMENT	11.180	3689	1,957,744.00	1,899,012.00	---	58,732.00

**STATE OF MISSOURI
SUMMARY OF APPROPRIATION ACTIVITY
GENERAL FUND - GENERAL REVENUE FUNDS
FOR THE APPROPRIATION YEAR 2013**

	H.B. No.	Appr. No.	Appropriations	Expenditures and Transfers Out	Reappropriations to 2014	Lapse of Appropriations
EBT E&E	11.085	5255	3,010,503.00	1,983,411.59	---	1,027,091.41
COMMUNITY PARTNERSHIP PS	11.100	5650	94,909.00	92,024.49	---	2,884.51
COMMUNITY PARTNERSHIP	11.100	5651	523,800.00	508,086.00	---	15,714.00
MO MENTORING PARTNERSHIP	11.100	5823	509,935.00	494,637.00	---	15,298.00
CSE FIELD STAFF/OPS E&E	11.175	6261	2,695,652.00	2,614,782.00	---	80,870.00
FAMILY SUPPORT ADMIN PS	11.070	6269	656,194.00	636,437.55	---	19,756.45
FAMILY SUPPORT ADMIN E&E	11.070	6270	69,521.00	69,253.00	---	268.00
IM FIELD STAFF/OPS PS	11.075	6280	16,623,600.00	16,124,544.45	---	499,055.55
IM FIELD STAFF/OPS E&E	11.075	6281	2,384,529.00	2,312,993.00	---	71,536.00
FAMILY SUP STAFF TRNG	11.080	6290	145,950.00	141,571.00	---	4,379.00
COMMUNITY WORK SUPPORT	11.110	8308	100,000.00	97,000.00	---	3,000.00
FAMIS	11.095	9325	1,112,184.00	1,078,818.00	---	33,366.00
CSE MEDIATION E&E (Fund 0169)	11.175	0931	1,015,000.00	522,750.00	---	492,250.00
IM FIELD STAFF/OPS PS (Fund 0169)	11.075	0939	420,896.00	---	---	420,896.00
IM FIELD STAFF/OPS E&E (Fund 0169)	11.075	0958	180,946.00	---	---	180,946.00
CSE COUNTY REIMBURSEMENT (Fund 0169)	11.180	2325	1,263,424.00	---	---	1,263,424.00
CSE FIELD STAFF/OPS PS (Fund 0169)	11.175	6267	6,245,511.00	5,044,624.52	---	1,200,886.48
CSE FIELD STAFF/OPS E&E (Fund 0169)	11.175	6268	1,828,051.00	854,562.11	---	973,488.89
FAMILY SUPPORT ADMIN PS (Fund 0169)	11.070	6275	1,377,730.00	1,136,670.06	---	241,059.94
FAMILY SUPPORT ADMIN E&E (Fund 0169)	11.070	6276	135,103.00	75,103.00	---	60,000.00
BLIND PENSION PREMIUM (Fund 0725)	11.128	8337	3,632,576.00	---	---	3,632,576.00
<u>Children's Division</u>						
RESIDENTIAL TREATMENT SVS	11.220	0032	33,683,529.00	33,683,529.00	---	---
CASE MANAGEMENT CONTRACTS	11.235	1050	14,529,210.00	14,529,210.00	---	---
CHILD ASSESSMENT CENTERS	11.260	1386	1,498,952.00	1,453,983.00	---	44,969.00
CHILDREN'S PROGRAM POOL	11.255	1735	8,743,180.00	8,743,180.00	---	---
CHILD ABUSE&NEGLECT PRVNT	11.215	3448	1,190,000.00	1,105,996.93	---	84,003.07
PURCHASE OF CHILD CARE	11.285	3592	66,903,245.00	64,896,148.00	---	2,007,097.00
ADOPTION RESOURCE CENTERS	11.245	4354	100,000.00	60,699.35	---	39,300.65
FOSTER CARE	11.220	4856	32,289,869.00	32,286,066.40	---	3,802.60
CHILDREN'S TREATMENT SVS	11.210	4861	7,473,407.00	7,473,407.00	---	---
ADOP/GUARDIANSHIP SUBSIDY	11.240	5701	56,136,990.00	56,136,990.00	---	---
CHILDREN'S ADMIN PS	11.195	6292	809,748.00	784,468.00	---	25,280.00
CHILDREN'S ADMIN E&E	11.195	6295	44,741.00	43,399.00	---	1,342.00
CHILD FIELD STAFF/OPS PS	11.200	6301	27,879,706.00	27,042,692.90	---	837,013.10
CHILD FIELD STAFF/OPS E&E	11.200	6302	2,498,337.00	2,418,573.00	---	79,764.00
CHILDREN'S STAFF TRNG	11.205	6307	750,989.00	728,009.21	---	22,979.79

CRISIS CARE	11.210	6861	2,050,000.00	1,513,566.68	---	536,433.32
TRANSITIONAL LIVING	11.250	6867	1,690,790.00	1,690,790.00	---	---
TUITION WAIVER PROGRAM	11.230	7931	188,848.00	181,368.96	---	7,479.04
FOSTER PARENT TRAINING	11.225	8140	403,479.00	295,557.69	---	107,921.31
FOSTER CARE OUTDOOR PRGRM	11.220	8293	76,220.00	73,933.00	---	2,287.00
FC PSYCHOTROPIC TRKG SYS	11.220	8332	90,000.00	---	---	90,000.00
HANDS UP PILOT PROGRAM	11.285	8341	40,000.00	---	---	40,000.00
PURCHASE OF CHILD CARE PS	11.285	8362	15,204.00	14,734.33	---	469.67
CD MEDICAL	11.220	8365	1,547,551.00	1,501,124.00	---	46,427.00
FOSTER CARE&ADOPT PARENTS (Fund 0979)	11.220	8085	1,000.00	---	---	1,000.00

Division of Youth Services

JUVENILE COURT DIVERSION	11.300	0225	3,579,486.00	3,266,577.64	---	312,908.36
YOUTH SERVICES ADMIN PS	11.290	1421	1,326,252.00	1,286,364.39	---	39,887.61
YOUTH SERVICES ADMIN E&E	11.290	1422	91,894.00	89,137.00	---	2,757.00
YOUTH TREATMENT PRGM PS	11.295	1743	15,962,299.00	15,483,371.69	---	478,927.31
YOUTH TREATMENT PRGM E&E	11.295	1744	911,093.00	883,760.00	---	27,333.00
YOUTH TRT PRG OVERTIME PS	11.295	4328	1,131,674.00	1,097,365.36	---	34,308.64
DYS MEDICAL	11.295	8366	1,637,550.00	897,273.76	---	740,276.24
GGYC REPAIR LAGOON (Fund 0124)	17.250	1098	15,220.30	15,220.30	---	---
MHYC FIRE ALARM SYS VAR (Fund 0124)	17.250	1100	15,686.50	13,991.08	---	1,695.42
MHYC REPLACE STAIRTOWERS (Fund 0124)	17.250	1101	96,691.96	3,913.05	---	92,778.91
DYS OPER M&R-STATE MATCH (Fund 0124)	21.015	8154	19,566.07	4,672.50	---	14,893.57

MO HealthNet Division

WOMEN & MINORITY OUTREACH	11.410	1389	546,125.00	529,741.00	---	16,384.00
HOSPITAL CARE	11.510	1432	20,943,641.00	20,943,641.00	---	---
INFORMATION SYSTEMS	11.420	1438	4,838,940.00	4,693,772.00	---	145,168.00
MANAGED CARE	11.495	1783	291,637,169.00	291,637,169.00	---	---
HOME HEALTH	11.465	1797	2,649,210.00	2,649,210.00	---	---
PHARMACY	11.430	2525	67,188,791.00	67,188,791.00	---	---
CHILDREN'S HLTH INS PRGM	11.555	2866	27,758,255.00	27,758,255.00	---	---
PACE	11.465	4422	2,620,356.00	2,544,136.00	---	76,220.00
WOMEN'S HEALTH SRVC	11.550	4511	1,845,337.00	1,845,337.00	---	---
FQHC DISTRIBUTION	11.520	4868	4,020,000.00	3,899,400.00	---	120,600.00
NON-EMERGENCY TRANSPORT	11.480	5928	11,579,111.00	11,579,111.00	---	---
SCHOOL DISTRICT CLAIMING	11.590	6225	69,954.00	69,954.00	---	---
MO HEALTHNET ADMIN PS	11.400	6376	2,720,702.00	2,638,587.00	---	82,115.00
MO HEALTHNET ADMIN E&E	11.400	6377	791,357.00	767,616.00	---	23,741.00
NURSING FACILITIES	11.465	6472	140,444,904.00	140,444,904.00	---	---
CLINICAL SRVC MGMT	11.405	6764	483,913.00	469,396.00	---	14,517.00
PHARMACY-MED D-CLAWBACK	11.430	7238	193,470,530.00	193,470,530.00	---	---
PHYSICIAN RELATED PROF	11.450	8196	203,716,460.00	203,716,460.00	---	---
DENTAL	11.455	8198	6,783,972.00	6,783,972.00	---	---
PREMIUM PAYMENTS	11.460	8200	66,023,871.00	66,023,871.00	---	---
REHAB & SPECIALTY SVS	11.480	8204	85,826,090.00	85,826,090.00	---	---
BLIND PENSION HLTHCAR BEN	11.128	8354	5,000,000.00	4,850,000.00	---	150,000.00

**STATE OF MISSOURI
SUMMARY OF APPROPRIATION ACTIVITY
GENERAL FUND - GENERAL REVENUE FUNDS
FOR THE APPROPRIATION YEAR 2013**

	H.B. No.	Appr. No.	Appropriations	Expenditures and Transfers Out	Reappropriations to 2014	Lapse of Appropriations
HOSPITAL CARE (Fund 0108)	11.510	0048	33,848,436.00	33,848,436.00	---	---
NURSING FACILITIES (Fund 0108)	11.465	0779	58,516,478.00	58,516,478.00	---	---
IGT SAFETY NET HOSPITALS (Fund 0139)	11.540	5182	70,348,801.00	63,518,519.91	---	6,830,281.09
IGT DMH MEDICAID PROGRAM (Fund 0139)	11.545	7169	105,000,000.00	98,854,864.90	---	6,145,135.10
IGT HEALTH CARE HOME (Fund 0139)	11.525	8108	600,000.00	193,069.46	---	406,930.54
MANAGED CARE (Fund 0142)	11.495	0198	108,629,699.00	108,629,699.00	---	---
HOSPITAL CARE (Fund 0142)	11.510	0776	188,702,995.00	188,702,995.00	---	---
FRA FEDERAL (Fund 0142)	11.530	1605	1,015,712,069.00	1,011,583,698.99	---	4,128,370.01
WOMEN'S HEALTH SRVC (Fund 0142)	11.550	2531	403,656.00	261,139.18	---	142,516.82
CHILDREN'S HLTH INS PRGM (Fund 0142)	11.555	2868	10,269,005.00	10,269,005.00	---	---
MONITORING PROGRAM (Fund 0142)	11.510	6738	200,000.00	197,950.19	---	2,049.81
PAGER PILOT (Fund 0142)	11.510	6744	215,000.00	215,000.00	---	---
MO HEALTHNET ADMIN PS (Fund 0142)	11.400	6889	93,536.00	90,562.31	---	2,973.69
MO HEALTHNET ADMIN E&E (Fund 0142)	11.400	6910	7,708.00	---	---	7,708.00
HOSPITAL HEALTH HOMES (Fund 0142)	11.525	8259	100,000.00	64,683.42	---	35,316.58
PHARMACY (Fund 0144)	11.430	5586	68,361,960.00	62,657,974.98	---	5,703,985.02
WOMEN'S HEALTH SRVC (Fund 0144)	11.550	5724	49,034.00	---	---	49,034.00
CHILDREN'S HLTH INS PRGM (Fund 0144)	11.555	5725	907,611.00	---	---	907,611.00
PHARM FRA DISPENSING FEE (Fund 0144)	11.435	6741	108,308,926.00	93,883,165.37	---	14,425,760.63
MO HEALTHNET ADMIN PS (Fund 0144)	11.400	6884	25,500.00	25,443.95	---	56.05
MO HEALTHNET ADMIN E&E (Fund 0144)	11.400	6885	356.00	356.00	---	---
PHYSICIAN RELATED PROF (Fund 0144)	11.450	8295	10,000.00	10,000.00	---	---
HOSPITAL CARE (Fund 0144)	11.510	8296	15,709.00	15,709.00	---	---
BLIND PENSION PHARMCY FRA (Fund 0144)	11.128	8344	1,434,619.00	1,097,207.39	---	337,411.61
MISSOURI RX PLAN (Fund 0625)	11.430	3705	8,859,485.00	8,229,485.00	---	630,000.00
PHARMACY (Fund 0625)	11.430	3706	1,041,034.00	1,041,034.00	---	---
PHYSICIAN RELATED PROF (Fund 0625)	11.450	3707	6,041,034.00	6,041,034.00	---	---
DENTAL (Fund 0625)	11.455	3708	848,773.00	848,773.00	---	---
NURSING FACILITIES (Fund 0625)	11.465	3709	17,973.00	17,973.00	---	---
REHAB & SPECIALTY SVS (Fund 0625)	11.480	3710	831,745.00	831,745.00	---	---
MANAGED CARE (Fund 0625)	11.495	3711	4,447,110.00	4,447,110.00	---	---
HOSPITAL CARE (Fund 0625)	11.510	3712	2,365,987.00	2,365,987.00	---	---
HOSPITAL GME (Fund 0625)	11.510	3713	10,000,000.00	10,000,000.00	---	---
DSS SAFETY NET (Fund 0625)	11.510	3714	30,365,444.00	30,365,444.00	---	---
SUPPL PYMTS PUBLIC FACLTY (Fund 0724)	11.475	8235	3,589,369.00	---	---	3,589,369.00
SUPPL PMTS PRIVATE FACLTY (Fund 0724)	11.475	8237	2,871,496.00	---	---	2,871,496.00
PUBLIC FACLTY PASSTHROUGH (Fund 0724)	11.475	8239	11,051,129.00	---	---	11,051,129.00
CHILDREN'S HLTH INS PRGM (Fund 0885)	11.555	2872	2,592,452.00	2,592,452.00	---	---
PHARMACY (Fund 0885)	11.430	3057	3,800,000.00	3,800,000.00	---	---
MO HLTHNET SUPP POOL (Fund 0885)	11.600	6133	3,837,940.00	3,837,940.00	---	---

DEPARTMENT OF CORRECTIONS

CORRECTIONS LEASING	13.005	1112	5,779,051.00	5,539,729.39	---	239,321.61
CORRECTIONS STATE OWNED	13.010	7748	860,805.00	834,981.00	---	25,824.00
CORRECTIONS INSTIT	13.015	7749	43,666,749.00	42,916,747.00	---	750,002.00
STWIDE FMRF EXPENDITURE (Fund 0124)	17.055	6535	33,617.68	33,617.24	---	0.44
STWIDE FMRF EXPENDITURE (Fund 0124)	21.015	8019	16,305,102.57	3,211,294.74	13,093,807.00	0.83
OPERATIONAL M&R (Fund 0124)	21.015	8150	0.31	---	---	0.31
UNPROGRAMMED M&R (Fund 0124)	21.015	8369	416,446.00	337,818.20	78,627.00	0.80

Office of the Director

RESTITUTION PAYMENTS	09.030	3232	75,278.00	73,000.00	---	2,278.00
AMACHI	09.005	4605	284,093.00	273,439.00	---	10,654.00
OD STAFF PS	09.005	4774	4,056,152.00	4,004,686.58	---	51,465.42
OD STAFF E&E	09.005	4775	124,043.00	117,049.53	---	6,993.47
KC REENTRY PROGRAM	09.010	7529	178,000.00	165,999.60	---	12,000.40
JUSTICE REINVESTMENT	09.007	8278	100,000.00	---	---	100,000.00
INSTITUTIONAL GIFT TRUST (Fund 0925)	09.015	7168	10,000.00	9,865.30	---	134.70

Division of Human Services

DHS STAFF PS	09.035	1512	8,244,531.00	8,073,425.33	---	171,105.67
DHS STAFF E&E	09.035	1514	108,259.00	101,133.25	---	7,125.75
EMPLOYEE HEALTH & SAFETY	09.055	1658	581,933.00	564,473.23	---	17,459.77
COSTS IN CRIMINAL CASES	09.265	2257	38,060,616.00	38,060,595.06	---	20.94
GENERAL SERVICES E&E	09.040	2774	318,052.00	307,798.10	---	10,253.90
FOOD PURCHASES	09.045	4286	30,631,539.00	30,628,996.00	---	2,543.00
STAFF TRAINING	09.050	6024	878,702.00	850,210.41	---	28,491.59

Division of Offender Rehabilitative Services

POPULATION GROWTH POOL PS	09.020	1053	441,203.00	56,507.53	---	384,695.47
MEDICAL SERVICES E&E	09.190	2778	146,644,098.00	146,644,097.56	---	0.44
MEDICAL EQUIPMENT E&E	09.195	2782	219,087.00	209,953.82	---	9,133.18
DORS STAFF PS	09.185	6097	1,275,052.00	1,129,822.48	---	145,229.52
DORS STAFF E&E	09.185	6098	47,071.00	32,618.00	---	14,453.00
SUBSTANCE ABUSE SRV PS	09.200	7261	3,659,031.00	3,554,324.58	---	104,706.42
SUBSTANCE ABUSE SRV E&E	09.200	7262	5,146,536.00	4,979,474.85	---	167,061.15
ACADEMIC ED PS	09.210	7266	7,697,222.00	7,696,881.61	---	340.39
ACADEMIC ED E&E	09.210	7267	871,174.00	146,970.95	---	724,203.05

Division of Adult Institutions

EASTERN R&D CORR CTR PS	09.170	0673	18,914,251.00	18,113,380.56	---	800,870.44
OFFICERS CLOTHING	09.065	1356	666,304.00	666,303.49	---	0.51
VEHICLE REPLACEMENT	09.065	1357	1.00	---	---	1.00
INSTITUT COMM PURCHASES	09.065	1368	2,688,566.00	2,687,885.86	---	680.14
SOUTH CENTRL CORR CTR PS	09.175	1973	12,618,370.00	11,974,989.87	---	643,380.13

**STATE OF MISSOURI
SUMMARY OF APPROPRIATION ACTIVITY
GENERAL FUND - GENERAL REVENUE FUNDS
FOR THE APPROPRIATION YEAR 2013**

	H.B. No.	Appr. No.	Appropriations	Expenditures and Transfers Out	Reappropriations to 2014	Lapse of Appropriations
WESTERN R&D CORR CTR PS	09.150	2312	15,270,694.00	14,467,492.55	---	803,201.45
MARYVILLE TREATMT CENTER	09.155	2639	5,688,137.00	5,338,730.64	---	349,406.36
SOUTH EAST CORR CTR PS	09.180	3078	12,495,657.00	11,557,542.62	---	938,114.38
CROSSROADS CORR CTR	09.160	3740	12,057,762.00	11,270,542.51	---	787,219.49
MISSOURI EASTERN CORR CTR	09.110	4069	10,264,989.00	9,594,606.90	---	670,382.10
NORTHEAST CORR CTR	09.165	4127	16,368,553.00	15,332,466.48	---	1,036,086.52
OZARK CORR CTR SEWER SYS	17.220	4134	417,996.13	360,898.02	---	57,098.11
CHILLICOTHE CORR CTR	09.115	4276	12,297,744.00	12,199,392.89	---	98,351.11
JEFFERSON CITY CORR CTR	09.080	4290	16,800,354.00	15,824,299.88	---	976,054.12
CENTRAL MISSOURI CORR CTR	09.085	4292	546,310.00	376,336.29	---	169,973.71
WOMENS EASTERN R&D	09.090	4294	13,301,987.00	12,626,829.28	---	675,157.72
OZARK CORR CTR	09.095	4296	5,268,285.00	4,995,759.79	---	272,525.21
TIPTON CORR CTR	09.145	4298	9,748,362.00	9,158,832.67	---	589,529.33
MOBERLY CORR CTR	09.100	4300	12,131,072.00	11,483,987.99	---	647,084.01
ALGOA CORR CTR	09.105	4302	10,007,635.00	9,387,319.67	---	620,315.33
DAI STAFF PS	09.070	4783	1,504,071.00	1,371,724.63	---	132,346.37
DAI STAFF E&E	09.070	4786	126,358.00	122,152.47	---	4,205.53
ST LOUIS COMM RELEASE CTR	09.230	4795	4,088,864.00	3,820,809.43	---	268,054.57
KC COMM RELEASE CTR	09.235	4797	2,425,089.00	2,299,827.55	---	125,261.45
POPULATION GRWTH POOL E&E	09.020	5173	834,429.00	806,239.55	---	28,189.45
BOONVILLE CORR CTR	09.120	5260	9,181,736.00	8,648,357.43	---	533,378.57
WAGE & DISCHARGE COSTS	09.075	5514	3,103,897.00	3,055,279.88	---	48,617.12
TELECOMMUNICATIONS	09.025	5680	1,853,320.00	1,853,304.34	---	15.66
FARMINGTON CORR CTR	09.125	6284	17,762,383.00	16,672,633.79	---	1,089,749.21
FULTON RCP & DGN CORR CTR	09.140	7052	12,983,495.00	12,199,289.91	---	784,205.09
OVERTIME	09.060	7257	5,990,099.00	5,810,331.65	---	179,767.35
TOXICOLOGY	09.205	7264	519,438.00	503,316.22	---	16,121.78
WESTERN MO CORR CTR	09.130	8113	15,142,963.00	14,362,906.46	---	780,056.54
POTOSI CORR CTR	09.135	8115	10,657,423.00	9,888,454.10	---	768,968.90
INSTITUTIONAL E&E POOL	09.065	9860	10,093,720.00	10,092,658.78	---	1,061.22
BCC PHASE II ELECTR VAR (Fund 0124)	17.215	0773	214,967.00	---	---	214,967.00
FCC WATER SYS IMPROVEMENT (Fund 0124)	17.215	0784	100.00	---	---	100.00
FCC FIRE ALARM SYSTEM (Fund 0124)	17.215	0791	433,063.50	13,200.00	---	419,863.50
WMCC SECURITY IMP VARIOUS (Fund 0124)	17.215	0858	839,016.00	---	---	839,016.00

Division of Probation and Parole

DOC COMMAND CENTER E&E	09.240	1465	5,094.00	4,941.00	---	153.00
P&P STAFF PS	09.225	1738	63,336,831.00	62,689,605.58	---	647,225.42
P&P STAFF E&E	09.225	1742	3,107,099.00	3,106,902.93	---	196.07
COM SUPERVISION CNT PS	09.260	7319	4,392,937.00	4,380,204.72	---	12,732.28
COM SUPERVISION CNT E&E	09.260	7320	201,178.00	194,901.45	---	6,276.55
LOCAL SENTENCING INITIAT	09.245	8092	2,000,000.00	1,923,922.23	---	76,077.77

Subtotals

8,205,885,374.32	7,664,673,449.37	61,605,629.00	479,606,295.95
------------------	------------------	---------------	----------------

Appropriated Transfers Out To:

Fourth State Building Bond and Interest - Series A 2005 Fund (0206)	01.010	T001	2,417,193.00	1,600,735.17	---	816,457.83
Fourth State Building Bond and Interest - Series A 2010 Fund (0210)	01.010	T001	1,617,403.00	1,071,090.72	---	546,312.28
Water Pollution Control Bond and Interest - Series A 2003 Fund (0203)	01.020	T002	5,301,148.40	5,301,148.27	---	0.13
Water Pollution Control Bond and Interest - Series A 2007 Fund (0207)	01.020	T002	1,971,093.10	1,971,093.08	---	0.02
Water Pollution Control Bond and Interest - Series A 2010 Fund (0209)	01.020	T002	8,514,054.50	8,514,054.49	---	0.01
Water Pollution Control Bond and Interest - Series A 2012 Fund (0213)	01.020	T002	3,523,598.00	3,523,597.97	---	0.03
Water Pollution Control Bond and Interest - Series A 2005 Fund (0218)	01.020	T002	17,535,802.00	17,535,801.81	---	0.19
Water Pollution Control Bond and Interest - Series A 2002 Fund (0231)	01.020	T002	544,626.00	544,625.91	---	0.09
Stormwater Control Bond and Interest - Series A 2010 Fund (0211)	01.030	T003	1,802,005.00	1,792,367.75	---	9,637.25
Stormwater Control Bond and Interest - Series A 2005 Fund (0219)	01.030	T003	3,795,117.00	3,774,821.12	---	20,295.88
Stormwater Control Bond and Interest - Series A 2002 Fund (0239)	01.030	T003	570,228.00	567,178.58	---	3,049.42
State School Money Fund (0616)	02.240	T005	2,048,196,531.00	2,048,190,531.00	---	6,000.00
Outstanding Schools Trust Fund (0287)	02.255	T008	653,200,000.00	653,200,000.00	---	---
Academic Scholarship Fund (0840)	03.035	T010	12,269,250.00	11,901,172.00	---	368,078.00
Natural Resources Cost Allocation Fund (0500)	06.330	T014	473.00	365.00	---	108.00
Marguerite Ross Barnett Scholarship Fund (0131)	03.080	T017	363,375.00	352,474.00	---	10,901.00
Access Missouri Financial Assistance Fund (0791)	03.045	T025	40,665,640.00	39,445,671.00	---	1,219,969.00
General Revenue Fund (0101)	05.245	T028	565.00	565.00	---	---
General Revenue Fund (0101)	05.245	T032	393.00	393.00	---	---
After-School Retreat Reading and Assessment Grant Program Fund (0732)	04.145	T046	8,800.00	8,479.46	---	320.54

**STATE OF MISSOURI
SUMMARY OF APPROPRIATION ACTIVITY
GENERAL FUND - GENERAL REVENUE FUNDS
FOR THE APPROPRIATION YEAR 2013**

	H.B. No.	Appr. No.	Appropriations	Expenditures and Transfers Out	Reappropriations to 2014	Lapse of Appropriations
Natural Resources Cost Allocation Fund (0500)	06.330	T077	21,444.00	20,003.00	---	1,441.00
Natural Resources Cost Allocation Fund (0500)	06.330	T082	12.00	10.00	---	2.00
Natural Resources Cost Allocation Fund (0500)	06.330	T103	66,851.00	55,508.00	---	11,343.00
State Elections Subsidy Fund (0686)	12.070	T107	4,284,000.00	4,284,000.00	---	---
Natural Resources Cost Allocation Fund (0500)	06.330	T109	292.00	243.00	---	49.00
Election Admin Improvement Fund (0157)	12.080	T114	3,784,000.00	---	---	3,784,000.00
Downtown Revitalization Preservation Fund (0907)	04.140	T116	200,000.00	---	---	200,000.00
Missouri Water Development Fund (0174)	06.265	T117	929,656.00	834,949.22	---	94,706.78
Livestock Feed Crop Input Loan Fund (0914)	06.065	T128	1.00	---	---	1.00
Breast Cancer Awareness Trust Fund (0915)	04.145	T145	6,000.00	5,518.00	---	482.00
Intergovernmental Transfer Fund (0139)	10.065	T159	187,141,041.00	185,252,232.49	---	1,888,808.51
General Revenue Fund (0101)	11.535	T160	86,141,041.00	86,141,041.00	---	---
Line of Duty Fund (0939)	07.865	T167	324,975.00	324,975.00	---	---
Ambulance Service Reimb Allowance Fund (0958)	11.485	T200	9,069,225.00	6,535,001.00	---	2,534,224.00
State Legal Expense Fund (0692)	05.110	T204	11,370,712.00	11,370,246.27	---	465.73
A+ Schools Fund (0955)	03.055	T269	3,753,878.00	3,641,262.00	---	112,616.00
Debt Offset Escrow Fund (0753)	04.105	T270	14,542,384.00	13,187,364.70	---	1,355,019.30
Missouri Military Family Relief Fund (0719)	04.145	T278	37,500.00	37,010.27	---	489.73
Childhood Lead Testing Fund (0899)	04.145	T279	5,711.00	5,710.43	---	0.57
State Highways and Transportation Department Fund (0644)	14.065	T280	1,914,080.00	1,914,079.75	---	0.25
General Revenue Fund (0101)	05.525	T285	38,020.00	38,018.06	---	1.94
Social Security Contributions Fund (0702)	05.450	T291	71,442,608.00	68,688,631.97	---	2,753,976.03
Social Security Contributions Fund (0702)	05.450	T293	957,609.00	838,407.12	---	119,201.88
State Retirement Contributions Fund (0701)	05.465	T295	167,169,699.00	163,744,792.11	---	3,424,906.89
State Retirement Contributions Fund (0701)	05.465	T297	1,942,165.00	1,757,511.84	---	184,653.16
Missouri Consolidated Health Care Plan Benefit Fund (0765)	05.490	T302	224,981,361.00	220,579,817.72	---	4,401,543.28
Missouri Consolidated Health Care Plan Benefit Fund (0765)	05.490	T304	2,783,891.00	2,669,559.10	---	114,331.90
General Revenue Fund (0101)	05.245	T309	37,301.00	37,301.00	---	---
Natural Resources Cost Allocation Fund (0500)	06.330	T333	130,408.00	115,108.00	---	15,300.00
Missouri Supplemental Tax Increment Financing Fund (0848)	07.060	T352	10,710,139.00	10,710,138.70	---	0.30
Natural Resources Cost Allocation Fund (0500)	06.330	T353	21,400.00	19,454.00	---	1,946.00
Missouri Technology Investment Fund (0172)	07.025	T354	1,360,000.00	1,319,200.00	---	40,800.00
Missouri Job Development Fund (0600)	07.135	T355	9,945,339.00	9,646,979.00	---	298,360.00
Missouri Main Street Program Fund (0596)	07.045	T356	42,614.00	41,336.00	---	1,278.00

Missouri Arts Council Trust Fund (0262)	07.100	T357	600,000.00	582,000.00	---	18,000.00
Missouri Humanities Council Trust Fund (0177)	07.105	T358	100,000.00	97,000.00	---	3,000.00
Division of Tourism Supplemental Revenue Fund (0274)	07.160	T359	13,000,000.00	12,610,000.00	---	390,000.00
Natural Resources Cost Allocation Fund (0500)	06.330	T362	10,970.00	9,108.00	---	1,862.00
Natural Resources Cost Allocation Fund (0500)	06.330	T363	3,519.00	3,283.00	---	236.00
Federal Reimbursement Allowance Fund (0142)	11.560	T412	538,406,226.00	538,406,226.00	---	---
General Revenue Fund (0101)	11.565	T413	538,406,226.00	538,406,226.00	---	---
Nursing Facility Federal Reimbursement Allowance Fund (0196)	11.570	T414	161,893,866.00	161,893,866.00	---	---
Library Networking Fund (0822)	12.125	T417	100,000.00	100,000.00	---	---
Abandoned Fund Account Fund (0863)	12.165	T418	4,800,600.00	4,800,599.56	---	0.44
Attorney General's Court Costs Fund (0603)	12.225	T423	165,600.00	165,600.00	---	---
Attorney General's Anti-Trust Fund (0666)	12.230	T424	69,000.00	69,000.00	---	---
Missouri Public Broadcasting Corporation Special Fund (0887)	07.110	T431	100,000.00	97,000.00	---	3,000.00
General Revenue Fund (0101)	05.245	T435	19,677.00	19,677.00	---	---
General Revenue Fund (0101)	05.245	T436	222.00	221.00	---	1.00
Missouri Qualified Biodiesel Producer Incentive Fund (0777)	06.015	T443	4,925,000.00	4,777,250.00	---	147,750.00
State School Money Fund (0616)	02.245	T454	90,400,000.00	89,373,465.00	---	1,026,535.00
Facilities Maintenance Reserve Fund (0124)	21.010	T459	70,000,000.00	70,000,000.00	---	---
Historic Preservation Revolving Fund (0430)	06.295	T464	100,000.00	97,000.00	---	3,000.00
Labor and Industrial Relations Administrative Fund (0122)	07.805	T470	217,251.00	210,733.00	---	6,518.00
State Supplemental Downtown Development Fund (0766)	04.135	T477	1,040,450.00	721,237.49	---	319,212.51
Budget Reserve Fund (0100)	05.220	T486	1.00	---	---	1.00
General Revenue Fund (0101)	05.245	T496	1,560.00	1,558.00	---	2.00
General Revenue Fund (0101)	05.245	T497	846.00	846.00	---	---
General Revenue Fund (0101)	05.245	T501	639.00	639.00	---	---
Organ Donor Program Fund (0824)	04.145	T505	11,506.00	11,505.27	---	0.73
Budget Reserve Fund (0100)	05.225	T506	1.00	---	---	1.00
Foster Care and Adoptive Parents Retention and Recruitment Fund (0979)	04.145	T507	2,000.00	1,523.00	---	477.00
Developmental Disabilities Waiting List Equity Trust Fund (0986)	04.145	T509	2,000.00	1,545.00	---	455.00
Puppy Protection Trust Fund (0985)	04.145	T510	5,700.00	4,867.79	---	832.21
American Red Cross Trust Fund (0987)	04.145	T511	6,000.00	4,832.85	---	1,167.15
Natural Resources Cost Allocation Fund (0500)	06.330	T514	26,692.00	21,411.00	---	5,281.00
Natural Resources Cost Allocation Fund (0500)	06.330	T516	7,808.00	7,284.00	---	524.00
Judiciary Education and Training Fund (0847)	12.320	T524	1,345,363.00	1,345,363.00	---	---
Elderly Home-Delivered Meals Trust Fund (0296)	04.145	T526	87,436.00	43,717.90	---	43,718.10
Veterans Trust Fund (0579)	04.145	T527	59,883.00	42,187.93	---	17,695.07
Children's Trust Fund (0694)	04.145	T528	88,960.00	67,574.26	---	21,385.74
Missouri National Guard Trust Fund (0900)	04.145	T529	34,147.00	11,537.05	---	22,609.95

**STATE OF MISSOURI
SUMMARY OF APPROPRIATION ACTIVITY
GENERAL FUND - GENERAL REVENUE FUNDS
FOR THE APPROPRIATION YEAR 2013**

	H.B. No.	Appr. No.	Appropriations	Expenditures and Transfers Out	Reappropriations to 2014	Lapse of Appropriations
Natural Resources Cost Allocation Fund (0500)	06.330	T536	21,514.00	17,862.00	---	3,652.00
Circuit Courts Escrow Fund (0718)	04.110	T537	1,536,507.00	1,536,506.31	---	0.69
General Revenue Fund (0101)	05.215	T538	399,999,998.00	375,000,000.00	---	24,999,998.00
Budget Reserve Fund (0100)	05.220	T539	375,000,000.00	375,000,000.00	---	---
Division of Job Development and Training Fund (0155)	05.235	T540	17,748.00	2,671.72	---	15,076.28
Nursing Facility Quality of Care Fund (0271)	05.235	T540	581.00	87.51	---	493.49
Federal Surplus Property Fund (0407)	05.235	T540	25,028.00	3,767.50	---	21,260.50
Access Missouri Financial Assistance Fund (0791)	05.235	T540	6,643.00	1,000.00	---	5,643.00
Access Missouri Financial Assistance Fund (0791)	05.235	T541	1,005.00	1,005.00	---	---
Federal Student Loan Reserve Fund (0881)	05.235	T541	1,375.00	1,375.00	---	---
General Revenue Fund (0101)	12.185	T548	1.00	---	---	1.00
Budget Reserve Fund (0100)	05.225	T550	2,999,999.00	1,182,027.40	---	1,817,971.60
General Revenue Fund (0101)	05.240	T555	28,300,000.00	---	---	28,300,000.00
General Revenue Fund (0101)	11.470	T558	10,990,982.00	---	---	10,990,982.00
Mental Health Intergovernmental Transfer Fund (0147)	05.215	T566	7,003,218.00	7,003,218.00	---	---
Blind Pension Fund (0621)	05.215	T566	9,218,485.00	9,218,484.00	---	1.00
Early Childhood Development, Education and Care Fund (0859)	05.215	T566	362,578.00	362,578.00	---	---
Missouri Qualified Fuel Ethanol Producer Incentive Fund (0571)	06.015	T569	4,925,000.00	4,790,895.12	---	134,104.88
Budget Reserve Fund (0100)	05.230	T571	3,236,871.00	3,236,870.00	---	1.00
General Revenue Fund (0101)	05.230	T572	1.00	---	---	1.00
Access Missouri Financial Assistance Fund (0791)	03.045	T576	195,000.00	195,000.00	---	---
Access Missouri Financial Assistance Fund (0791)	03.045	T577	5,000,000.00	---	---	5,000,000.00
Pharmacy Reimbursement Allowance Fund (0144)	11.440	T634	35,764,609.00	35,538,786.00	---	225,823.00
General Revenue Fund (0101)	11.445	T635	35,764,609.00	35,538,786.00	---	225,823.00
General Revenue Fund (0101)	05.245	T658	201,212.00	201,212.00	---	---
General Revenue Fund (0101)	05.245	T663	11.00	10.00	---	1.00
General Revenue Fund (0101)	05.245	T691	4,704.00	4,704.00	---	---
General Revenue Fund (0101)	05.245	T735	294.00	293.00	---	1.00
General Revenue Fund (0101)	05.245	T759	25,495.00	---	---	25,495.00

General Revenue Fund (0101)	05.245	T762	3.00	2.00	---	1.00
General Revenue Fund (0101)	05.245	T769	1,312,124.00	1,312,124.00	---	---
General Revenue Fund (0101)	05.245	T774	29,753.00	29,753.00	---	---
General Revenue Fund (0101)	05.245	T786	4,657.00	4,657.00	---	---
General Revenue Fund (0101)	05.245	T790	22,710.00	---	---	22,710.00
General Revenue Fund (0101)	05.245	T796	39,014.00	39,014.00	---	---
General Revenue Fund (0101)	05.245	T802	5,149.00	5,149.00	---	---
General Revenue Fund (0101)	05.245	T811	1.00	---	---	1.00
General Revenue Fund (0101)	05.245	T815	4,003.00	4,003.00	---	---
General Revenue Fund (0101)	05.245	T828	16,062.00	16,061.65	---	0.35
General Revenue Fund (0101)	05.245	T857	134,808.00	134,808.00	---	---
General Revenue Fund (0101)	05.245	T871	23.00	23.00	---	---
General Revenue Fund (0101)	05.245	T873	200.00	199.00	---	1.00
General Revenue Fund (0101)	05.245	T876	186.00	186.00	---	---
Drug Court Resources Fund (0733)	12.350	T884	6,725,000.00	6,725,000.00	---	---
Missouri Public Health Services Fund (0298)	04.145	T886	1,000.00	27.00	---	973.00
Labor and Industrial Relations Administrative Fund (0122)	07.810	T889	96,467.00	93,573.00	---	2,894.00
General Revenue Fund (0101)	05.245	T914	1,109.00	1,109.00	---	---
General Revenue Fund (0101)	05.245	T919	274.00	50.00	---	224.00
State Property Preservation Fund (0128)	05.095	T945	1.00	---	---	1.00
Single-Purpose Animal Facilities Loan Guarantee Fund (0409)	06.045	T959	1.00	---	---	1.00
Agricultural Product Utilization Business Development Loan Program Fund (0412)	06.055	T960	1.00	---	---	1.00
General Revenue Fund (0101)	05.245	T962	469.00	469.00	---	---
General Revenue Fund (0101)	05.245	T963	76,344.00	76,344.00	---	---
Workers Memorial Fund (0895)	04.145	T976	8,200.00	3,057.52	---	5,142.48
General Revenue Fund (0101)	04.150	T989	1,250.00	84.89	---	1,165.11
American Cancer Society, Heartland Division, Inc. Fund (0700)	04.145	T990	10,011.00	10,010.75	---	0.25
ALS Lou Gehrig's Disease Fund (0703)	04.145	T991	3,025.00	3,024.69	---	0.31
American Lung Association of Missouri Fund (0704)	04.145	T992	1,000.00	684.00	---	316.00
Muscular Dystrophy Association Fund (0707)	04.145	T993	1,900.00	1,124.00	---	776.00
Arthritis Foundation Fund (0708)	04.145	T994	1,200.00	1,115.00	---	85.00
National Multiple Sclerosis Society Fund (0709)	04.145	T995	4,200.00	2,908.34	---	1,291.66
American Diabetes Association Gateway Area Fund (0713)	04.145	T996	3,900.00	3,353.64	---	546.36
American Heart Association Fund (0714)	04.145	T997	3,004.00	3,004.00	---	---
March of Dimes Fund (0716)	04.145	T998	2,917.00	2,917.00	---	---
Subtotals			<u>5,972,605,235.00</u>	<u>5,874,428,432.22</u>	---	<u>98,176,802.78</u>
Totals			<u>\$ 14,178,490,609.32</u>	<u>\$ 13,539,101,881.59</u>	<u>\$ 61,605,629.00</u>	<u>\$ 577,783,098.73</u>

**STATE OF MISSOURI
SUMMARY OF APPROPRIATION ACTIVITY
GENERAL FUND - FEDERAL FUNDS
FOR THE APPROPRIATION YEAR 2013**

	H.B. No.	Appr. No.	Appropriations	Expenditures and Transfers Out	Reappropriations to 2014	Lapse of Appropriations
<u>JUDICIARY</u>						
Judiciary Fund (0137) JUDICIARY LEASING	13.005	6084	\$ 20,135.00	\$ 19,840.04	\$ ---	\$ 294.96
<u>Judicial Proceedings and Review</u>						
Judiciary Fund (0137) JUD PROCEED & REVIEW PS	12.300	6755	490,973.00	131,479.65	---	359,493.35
<u>Office of State Courts Administrator</u>						
Judiciary Fund (0137) COURT IMPROVE PROJ E&E	12.305	0734	5,609,649.00	3,585,420.30	---	2,024,228.70
JUDICIAL TRNG & ED E&E	12.305	6915	225,000.00	11,124.02	---	213,875.98
COURT IMPROVE PROJ PS	12.305	8378	2,323,665.00	1,376,623.23	---	947,041.77
<u>Circuit Courts</u>						
Third Party Liability Collections Fund (0120) CIRCUIT PERSONNEL PS	12.345	3754	257,363.00	174,346.11	---	83,016.89
CIRCUIT PERSONNEL E&E	12.345	3805	128,039.00	128,031.00	---	8.00
Judiciary Fund (0137) CIRCUIT PERSONNEL PS	12.345	0950	1,570,813.00	594,007.47	---	976,805.53
CIRCUIT PERSONNEL E&E	12.345	2003	329,661.00	60,629.09	---	269,031.91
<u>Public Defender System</u>						
Office of the State Public Defender Fund (0112) GRANTS	12.400	4006	125,000.00	---	---	125,000.00
<u>EXECUTIVE</u>						
<u>Elections</u>						
Election Admin Improvement Fund (0157) ELECTION ADMIN IMPRVM E&E	12.065	3562	3,737,263.00	3,707,686.78	---	29,576.22
SEC OF STATE PS	12.035	4490	267,325.00	132,042.22	---	135,282.78
FED ELECTION REFORM	12.065	6684	5,229,232.00	2,625,167.15	---	2,604,064.85
Election Improvement Revolving Loan Fund (0158) FED ELECTION REFORM	12.065	6810	396,185.00	176,330.15	---	219,854.85

Record Services

Secretary of State Records Fund (0150)							
REGRANT PROGRAM	12.085	6896	15,000.00	6,790.25	---	8,209.75	
National Endowment for the Humanities Save America's Treasures Fund (0151)							
DOCUMENT PRESERVATION PS	12.035	8226	157,949.00	---	---	157,949.00	
Secretary of State - Federal and Other Fund (0166)							
GRANTS AND PROJECTS	12.040	2522	200,000.00	20,387.62	---	179,612.38	

Library Services

Secretary of State Fund (0195)						
SEC OF STATE PS	12.035	4193	639,832.00	446,792.57	---	193,039.43
SEC OF STATE E&E	12.035	4194	227,574.00	117,613.80	---	109,960.20
FED AID PUBLIC LIBRARY	12.115	4199	2,876,690.00	2,232,299.43	---	644,390.57

State Auditor

State Auditor Fund (0115)						
STATE AUDITOR PS	12.145	4508	856,967.00	682,241.41	---	174,725.59
STATE AUDITOR E&E	12.145	4509	30,123.00	30,118.54	---	4.46

Attorney General

Attorney General Fund (0136)						
DOMESTIC VIOLENCE	12.200	2885	100,000.00	---	---	100,000.00
ATTORNEY GENERAL LEASING	13.005	3186	114,438.00	108,112.14	---	6,325.86
MEDICAID FRAUD UNIT PS	12.205	4025	883,901.00	882,905.48	---	995.52
MEDICAID FRAUD UNIT E&E	12.205	4026	813,971.00	---	---	813,971.00
ATTORNEY GENERAL PS	12.195	4057	1,829,472.00	1,289,885.86	---	539,586.14
ATTORNEY GENERAL E&E	12.195	4058	761,011.00	355,342.48	---	405,668.52
ATTORNEY GENERAL ST OWNED	13.010	7779	140,436.00	140,000.02	---	435.98

Missouri Office of Prosecution Services

Attorney General Fund (0136)						
OFFICE OF PROS SVS PS	12.210	2019	182,671.00	141,173.45	---	41,497.55
OFFICE OF PROS SVS E&E	12.210	2318	885,326.00	122,058.50	---	763,267.50

OFFICE OF ADMINISTRATION

Office of Administration Fund (0135)						
DISASTER REIMBURSEMENT	21.020	7975	1.00	---	---	1.00

Commissioner's Office

Health Fund (0143)						
ALTERNATIVES TO ABORTION	05.150	8327	50,000.00	20,852.13	---	29,147.87

**STATE OF MISSOURI
SUMMARY OF APPROPRIATION ACTIVITY
GENERAL FUND - FEDERAL FUNDS
FOR THE APPROPRIATION YEAR 2013**

	H.B. No.	Appr. No.	Appropriations	Expenditures and Transfers Out	Reappropriations to 2014	Lapse of Appropriations
<u>Division of Accounting</u>						
Vocational Rehabilitation Fund (0104)						
UNEMPLOYMENT BENEFITS	05.480	5979	24,875.00	24,874.48	---	0.52
TEACHER RETIREMENT CONTR	05.475	9852	520,000.00	---	---	520,000.00
Elementary and Secondary Education Fund (0105)						
UNEMPLOYMENT BENEFITS	05.480	5980	27,927.00	27,926.00	---	1.00
TEACHER RETIREMENT CONTR	05.475	9857	540,000.00	276,430.86	---	263,569.14
Labor and Industrial Relations - Commission on Human Rights Fund (0117)						
UNEMPLOYMENT BENEFITS	05.480	2306	1.00	---	---	1.00
Third Party Liability Collections Fund (0120)						
UNEMPLOYMENT BENEFITS	05.480	7077	1,667.00	1,665.21	---	1.79
Labor and Industrial Relations Administrative Fund (0122)						
UNEMPLOYMENT BENEFITS	05.480	6145	45.00	43.26	---	1.74
Economic Development - Community Development Block Grant (Administration) Fund (0123)						
UNEMPLOYMENT BENEFITS	05.480	7473	1,751.00	1,749.64	---	1.36
Multimodal Operations Fund (0126)						
UNEMPLOYMENT BENEFITS	05.480	8355	2,900.00	2,898.00	---	2.00
Corrections Fund (0130)						
UNEMPLOYMENT BENEFITS	05.480	6796	4,446.00	4,444.27	---	1.73
Agriculture Fund (0133)						
UNEMPLOYMENT BENEFITS	05.480	1152	1,100.00	1,099.07	---	0.93
Office of Administration Fund (0135)						
FLOOD CONTROL	05.255	0132	1,800,000.00	1,767,415.87	---	32,584.13
NATIONAL FOREST	05.260	0133	8,500,000.00	6,888,405.67	---	1,611,594.33
UNEMPLOYMENT BENEFITS	05.480	7896	80.00	78.54	---	1.46
Attorney General Fund (0136)						
UNEMPLOYMENT BENEFITS	05.480	5981	6,617.00	6,615.29	---	1.71
Judiciary Fund (0137)						
UNEMPLOYMENT BENEFITS	05.480	5982	253.00	252.99	---	0.01
Natural Resources Fund (0140)						
UNEMPLOYMENT BENEFITS	05.480	6336	14,216.00	14,214.60	---	1.40
Health Fund (0143)						
UNEMPLOYMENT BENEFITS	05.480	5983	60,929.00	60,927.39	---	1.61
State Emergency Management Fund (0145)						
UNEMPLOYMENT BENEFITS	05.480	2321	11,640.00	11,639.25	---	0.75
Mental Health Fund (0148)						
UNEMPLOYMENT BENEFITS	05.480	5984	184,909.00	184,907.69	---	1.31

Public Safety Fund (0152)							
UNEMPLOYMENT BENEFITS	05.480	5985	16.00	14.19	---	1.81	
Job Development and Training Fund (0155)							
UNEMPLOYMENT BENEFITS	05.480	5986	50,426.00	50,424.43	---	1.57	
OA Information Technology Fund (0165)							
UNEMPLOYMENT BENEFITS	05.480	4264	5,467.00	5,465.31	---	1.69	
Adjutant General Fund (0190)							
UNEMPLOYMENT BENEFITS	05.480	5987	39,371.00	39,369.99	---	1.01	
Public Safety - Homeland Security Fund (0193)							
UNEMPLOYMENT BENEFITS	05.480	8468	7,764.00	7,762.54	---	1.46	
Community Service Commission Fund (0197)							
UNEMPLOYMENT BENEFITS	05.480	6340	440.00	438.76	---	1.24	
Temporary Assistance for Needy Families Fund (0199)							
UNEMPLOYMENT BENEFITS	05.480	5988	33,737.00	33,735.67	---	1.33	
Social Services and Other Sources Fund (0610)							
UNEMPLOYMENT BENEFITS	05.480	3176	242,077.00	242,075.88	---	1.12	
TEACHER RETIREMENT CONTR	05.475	5172	10,000.00	8,022.91	---	1,977.09	
Missouri Disaster Fund (0663)							
UNEMPLOYMENT BENEFITS	05.480	6899	3,660.00	3,658.85	---	1.15	
Justice Assistance Grant Program Fund (0782)							
UNEMPLOYMENT BENEFITS	05.480	7474	1.00	---	---	1.00	
Unemployment Compensation Administration Fund (0948)							
UNEMPLOYMENT BENEFITS	05.480	2242	92,174.00	92,172.31	---	1.69	
<u>Information Technology Services Division</u>							
Labor and Industrial Relations Administrative Fund (0122)							
FED DOLIR IT CONSOL PS	05.020	1987	3,596,399.00	3,549,279.30	---	47,119.70	
FED DOLIR IT CONSOL E&E	05.020	3654	419,981.00	310,106.31	---	109,874.69	
Office of Administration Fund (0135)							
FED OA IT CONSOL E&E	05.020	3600	10,000.00	---	---	10,000.00	
OA Information Technology Fund (0165)							
FED IT CONSOLIDATION PS	05.020	1283	14,018,434.00	10,597,303.29	---	3,421,130.71	
FED IT CONSOLIDATION E&E	05.020	1285	53,663,626.00	34,610,402.23	---	19,053,223.77	
OA ITSD EMPL BENEFITS E&E	05.020	8137	2,000,000.00	---	---	2,000,000.00	
Federal Stimulus - Office of Administration Fund (2236)							
RURAL BROADBAND PS	18.050	5691	2,684,849.13	1,253,741.95	---	1,431,107.18	
HEALTHCARE IT	18.055	5694	9,892,202.09	3,692,679.04	---	6,199,523.05	
DHE BROADBAND PS	18.050	7875	36,096.63	19,723.75	---	16,372.88	
DHE BROADBAND E&E	18.050	7876	2,373,988.18	2,357,746.74	---	16,241.44	
RURAL BROADBAND	18.050	8143	203,752.09	154,294.17	---	49,457.92	
Federal Stimulus - Labor and Industrial Relations Fund (2272)							
UI MODERNIZATION E&E	05.020	8413	798,281.00	798,281.00	---	---	

**STATE OF MISSOURI
SUMMARY OF APPROPRIATION ACTIVITY
GENERAL FUND - FEDERAL FUNDS
FOR THE APPROPRIATION YEAR 2013**

	H.B. No.	Appr. No.	Appropriations	Expenditures and Transfers Out	Reappropriations to 2014	Lapse of Appropriations
<u>Office of Child Advocate</u>						
Office of Administration Fund (0135)						
OFFICE CHILD ADVOCATE PS	05.125	6323	91,713.00	91,713.00	---	---
OFFICE CHILD ADVOCATE E&E	05.125	6324	46,855.00	46,855.00	---	---
<u>DEPARTMENT OF AGRICULTURE</u>						
Agriculture Fund (0133)						
AGRICULTURE STATE OWNED	13.010	7677	16,754.00	16,680.86	---	73.14
Federal Stimulus - Agriculture Fund (2240)						
ARRA GRANTS	18.060	5696	2,104,326.25	1,870,180.79	---	234,145.46
ARRA GRANTS PS	18.060	7792	137,451.57	130,805.74	---	6,645.83
ARRA GRANTS E&E	18.060	7793	6,898.37	4,718.02	---	2,180.35
<u>Office of Director</u>						
Agriculture Fund (0133)						
DIRECTOR'S OFFICE PS	06.005	0530	45,434.00	---	---	45,434.00
DIRECTOR'S OFFICE E&E	06.005	0531	293,308.00	---	---	293,308.00
DIR OFFICE FED PS	06.005	3234	146,173.00	46,150.33	---	100,022.67
DIR OFFICE FED E&E	06.005	3257	219,750.00	219,602.55	---	147.45
<u>Division of Animal Health</u>						
Agriculture Fund (0133)						
ANIMAL HEALTH ADMIN PS	06.080	0245	665,190.00	430,539.65	---	234,650.35
ANIMAL HEALTH ADMIN E&E	06.080	8829	765,026.00	603,030.94	---	161,995.06
<u>Division of Grain Inspection and Warehousing</u>						
Agriculture Fund (0133)						
GRAIN REGULATORY SVS PS	06.090	6119	35,021.00	7,730.24	---	27,290.76
GRAIN REGULATORY SVS E&E	06.090	6120	41,180.00	41,174.88	---	5.12
<u>Division of Plant Industries</u>						
Agriculture Fund (0133)						
PLANT INDUSTRIES PRGM PS	06.100	0255	538,312.00	380,565.39	---	157,746.61
PLANT INDUSTRIES PRGM E&E	06.100	0259	501,438.00	403,813.82	---	97,624.18
GYPY MOTH CNTRL PRGM	06.100	1825	60,000.00	---	---	60,000.00
GYPY MOTH CNTRL PRGM PS	06.100	3559	29,193.00	2,238.00	---	26,955.00
GYPY MOTH CNTRL PRGM E&E	06.100	3560	13,000.00	2,729.59	---	10,270.41

Division of Weights and Measures

Agriculture Fund (0133)						
WEIGHTS & MEASURES E&E	06.105	2572	50,000.00	17,495.82	---	32,504.18
WEIGHTS & MEASURES PS	06.105	6662	36,635.00	5,919.10	---	30,715.90

Agric Business Development Division

Agriculture Fund (0133)						
AGRI BUSINESS DEV PS	06.025	5279	22,611.00	4,267.00	---	18,344.00
AGRI BUSINESS DEV E&E	06.025	5280	318,811.00	258,794.63	---	60,016.37

**DEPARTMENT OF INSURANCE,
FINANCIAL INSTITUTIONS AND
PROFESSIONAL REGISTRATION**

MDI Fund (0192)						
HEALTH INSUR COUNSELING	07.435	0794	1,250,000.00	1,011,029.00	---	238,971.00
IMPLEMENT FED GRANTS PS	07.410	7885	985,854.00	429,188.40	---	556,665.60
IMPLEMENT FED GRANTS E&E	07.410	7886	430,944.00	31,310.84	---	399,633.16

DEPARTMENT OF CONSERVATION

Federal Stimulus - Conservation Fund (2248)						
CONSERVATION FORESTRY	18.090	5572	237,794.98	66.42	---	237,728.56

DEPARTMENT OF ECONOMIC DEVELOPMENT

Job Development and Training Fund (0155)						
DED LEASING	13.005	1980	1,365,257.00	1,177,103.90	---	188,153.10
DED STATE OWNED	13.010	7692	912,289.00	890,791.77	---	21,497.23

Administrative Services

Economic Development - Community Development Block Grant (Administration) Fund (0123)						
ADMINISTRATIVE SVS PS	07.005	1018	46,886.00	18,140.86	---	28,745.14
ADMINISTRATIVE SVS E&E	07.005	2275	4,999.00	1,055.08	---	3,943.92
Economic Development Fund (0129)						
ADMINISTRATIVE SVS E&E	07.005	2276	4,117.00	---	---	4,117.00
Job Development and Training Fund (0155)						
ADMINISTRATIVE SVS PS	07.005	1019	1,042,712.00	631,219.69	---	411,492.31
ADMINISTRATIVE SVS E&E	07.005	2172	453,919.00	81,249.34	---	372,669.66

Business and Community Services

Economic Development - Community Development Block Grant (Pass-through) Fund (0118)						
COMTY DEV BLOCK GRANT	07.030	2427	100,000,000.00	42,698,541.61	---	57,301,458.39
MO DISASTER CASE MGMT	07.030	8223	10,000,000.00	1,744,589.90	---	8,255,410.10

**STATE OF MISSOURI
SUMMARY OF APPROPRIATION ACTIVITY
GENERAL FUND - FEDERAL FUNDS
FOR THE APPROPRIATION YEAR 2013**

	H.B. No.	Appr. No.	Appropriations	Expenditures and Transfers Out	Reappropriations to 2014	Lapse of Appropriations
Economic Development - Community Development Block Grant (Administration) Fund (0123)						
MARKETING PS	07.015	2378	85,527.00	77,017.01	---	8,509.99
MARKETING E&E	07.015	2380	52,229.00	2,302.46	---	49,926.54
SALES PS	07.015	2399	73,649.00	57,543.75	---	16,105.25
SALES E&E	07.015	2400	33,484.00	775.88	---	32,708.12
FINANCE PS	07.015	2412	197,065.00	183,909.46	---	13,155.54
FINANCE E&E	07.015	2413	127,170.00	26,058.07	---	101,111.93
COMPLIANCE PS	07.015	2424	522,903.00	472,970.42	---	49,932.58
COMPLIANCE E&E	07.015	2425	216,555.00	213,919.63	---	2,635.37
DUE DILIGENCE OFFICE PS	07.016	8306	50,000.00	---	---	50,000.00
Economic Development Fund (0129)						
IDEA PROGRAM	07.035	8088	9,126,901.00	5,817,940.72	---	3,308,960.28
GROW MO PROGRAM	07.035	8089	5,398,459.00	---	---	5,398,459.00
SMALL BUSINESS CREDIT PS	07.035	8090	229,122.00	47,780.67	---	181,341.33
SMALL BUSINESS CREDIT E&E	07.035	8091	15,000.00	14,529.37	---	470.63
Job Development and Training Fund (0155)						
MARKETING PS	07.015	2429	49,203.00	1,037.49	---	48,165.51
MO ECO RES INFO CNTR PS	07.015	3701	1,467,805.00	999,130.31	---	468,674.69
MO ECO RES INFO CNTR E&E	07.015	3702	302,933.00	210,232.94	---	92,700.06
Community Service Commission Fund (0197)						
MO COMMUNITY SVS COMM	07.090	2184	3,749,990.00	3,489,478.85	---	260,511.15
MO COMMUNITY SVS COMM PS	07.090	3642	191,769.00	144,342.62	---	47,426.38
Federal Stimulus - Economic Development Fund (2252)						
CDBG NON-ENTITLEMENT	18.095	5581	843,202.35	832,318.57	---	10,883.78
ECONOMIC DEVO ASSISTANCE	18.100	5594	79,620.65	79,619.97	---	0.68
CDBG NON-ENTITLEMENT PS	18.095	6959	219,465.28	20,048.58	---	199,416.70
MO COMMUNITY SVS COMM	07.090	8765	10.00	9.63	---	0.37
Workforce Development						
Economic Development - Women's Council Fund (0119)						
WOMEN'S COUNCIL ADMIN E&E	07.150	8225	4.00	3.12	---	0.88
Job Development and Training Fund (0155)						
WORKFORCE DEVELOPMENT PS	07.115	0584	20,732,101.00	11,619,992.81	---	9,112,108.19
JOB TRAINING	07.125	0585	78,659,293.00	66,546,962.57	---	12,112,330.43
TAA & JTPA PROGRAMS	07.125	0594	18,000,000.00	4,153,833.66	---	13,846,166.34
WORKFORCE DEVELOPMENT E&E	07.115	2190	2,911,136.00	1,558,232.35	---	1,352,903.65
WOMEN'S COUNCIL ADMIN PS	07.150	7040	56,224.00	56,224.00	---	---
WOMEN'S COUNCIL ADMIN E&E	07.150	7041	16,498.00	11,202.95	---	5,295.05

Temporary Assistance for Needy Families Fund (0199)							
MWA PROGRAM	07.125	8153	17,180,081.00	12,602,365.00	---	4,577,716.00	
Show-Me Heroes Fund (0995)							
WORKFORCE DEVELOPMENT	07.115	3048	500,000.00	115,147.71	---	384,852.29	
Federal Stimulus - Economic Development Fund (2252)							
DISLOCATED WORKERS ASST	18.105	5709	318,219.31	253,105.43	---	65,113.88	
EMERGING INDUSTRY GRANTS	18.110	5711	3,649,767.04	1,946,396.46	---	1,703,370.58	

Missouri Council on the Arts

Economic Development - Missouri Council on the Arts Fund (0138)						
MO ARTS COUNCIL E&E	07.095	2188	635,004.00	409,845.31	---	225,158.69
MO ARTS COUNCIL PS	07.095	4357	298,806.00	224,168.50	---	74,637.50
Federal Stimulus - Economic Development Fund (2252)						
NATL ENDOW FOR THE ARTS	07.095	8766	10.00	7.95	---	2.05

DEPARTMENT OF ELEMENTARY AND SECONDARY EDUCATION

Vocational Rehabilitation Fund (0104)						
DESE LEASING	13.005	1035	1,853,596.00	1,808,507.73	---	45,088.27
DESE STATE OWNED	13.010	7660	632,979.00	631,772.94	---	1,206.06
Elementary and Secondary Education Fund (0105)						
DESE LEASING	13.005	1034	6,707.00	1,809.44	---	4,897.56
DESE STATE OWNED	13.010	7661	352,503.00	350,737.84	---	1,765.16
Assistive Technology Fund (0188)						
DESE LEASING	13.005	2486	32,098.00	30,560.06	---	1,537.94

Division of Financial and Administrative Services

Elementary and Secondary Education Fund (0105)						
SCHOOL FOOD SERVICES	02.030	0496	272,585,652.00	266,015,711.82	---	6,569,940.18
DIV OF GENERAL ADMIN PS	02.005	0538	1,586,463.00	1,438,919.15	---	147,543.85
DIV OF GENERAL ADMIN E&E	02.005	2296	939,099.00	727,037.75	---	212,061.25
FED GRANTS & DONATIONS	02.045	4206	19,562,500.00	575,158.68	---	18,987,341.32
REFUNDS	02.010	7893	10,000.00	39.69	---	9,960.31
Federal Budget Stabilization - Education 18% Fund (2018)						
REFUNDS	02.010	8034	19,999.00	2,467.71	---	17,531.29
Federal Budget Stabilization - Education 82% Fund (2082)						
REFUNDS	02.010	8035	20,000.00	203.11	---	19,796.89
Federal Education Jobs Fund (2089)						
REFUNDS	02.010	8280	1.00	---	---	1.00

**STATE OF MISSOURI
SUMMARY OF APPROPRIATION ACTIVITY
GENERAL FUND - FEDERAL FUNDS
FOR THE APPROPRIATION YEAR 2013**

	H.B. No.	Appr. No.	Appropriations	Expenditures and Transfers Out	Reappropriations to 2014	Lapse of Appropriations
Federal Stimulus - Elementary and Secondary Education Fund (2256)						
REFUNDS	02.010	8033	20,000.00	586.32	---	19,413.68
<u>Division of Learning Services</u>						
Elementary and Secondary Education Fund (0105)						
CHILD CARE DEV TRAINING	02.055	0027	400,000.00	31,405.71	---	368,594.29
CHARTER SCHOOLS	02.115	0047	2,432,000.00	1,228,562.48	---	1,203,437.52
TITLE I IASA	02.090	0500	250,000,000.00	243,668,368.09	---	6,331,631.91
VOC ED-DISTRIBUTIONS	02.075	0513	26,000,000.00	19,853,987.95	---	6,146,012.05
EARLY GRADE LITERACY PRGM	02.025	0945	1.00	---	---	1.00
EARLY CHILDHOOD PROGRAM	02.055	0947	824,000.00	348,027.02	---	475,972.98
SCHOOL AGE AFTERSCHL PROG	02.060	0948	20,408,383.00	20,408,383.00	---	---
SPECIAL EDUCATION-GRANT	02.170	2265	275,000,000.00	227,518,575.51	---	47,481,424.49
TROOPS TO TEACHERS E&E	02.165	2435	153,610.00	34,096.91	---	119,513.09
TECHNOLOGY	02.085	2800	5,000,000.00	25,232.62	---	4,974,767.38
FEDERAL REFUGEES	02.130	3033	800,000.00	125,882.66	---	674,117.34
MO HISTORY TEACHERS PRG	02.080	4162	1,200.00	207.36	---	992.64
FIRST STEPS	02.180	4580	11,000,000.00	7,907,630.99	---	3,092,369.01
OTHER FEDERAL GRANTS	02.095	4600	2,100,000.00	1,325,941.58	---	774,058.42
PERFORM BASED ASSESSMENT	02.070	5632	10,184,722.00	2,044,616.69	---	8,140,105.31
RURAL/LOW INC SCHL GRANTS	02.120	5875	4,500,000.00	2,845,089.81	---	1,654,910.19
LANGUAGE ACQUISITION	02.125	5876	5,200,000.00	4,931,795.95	---	268,204.05
AP/DUAL CREDIT	02.105	6102	315,875.00	178,978.00	---	136,897.00
TITLE II IMP TEACHER QLTY	02.110	6218	59,348,890.00	42,076,866.14	---	17,272,023.86
HEAD START COLLABORATION	02.065	7325	300,000.00	181,509.15	---	118,490.85
DIV OF LEARNING SRVS PS	02.050	7812	6,775,254.00	5,682,813.52	---	1,092,440.48
DIV OF LEARNING SRVS E&E	02.050	7813	5,586,479.00	1,885,573.38	---	3,700,905.62
ADULT ED & LITERACY	02.160	9428	10,000,000.00	9,151,690.46	---	848,309.54
Federal Stimulus - Elementary and Secondary Education Fund (2256)						
EDUCATION TECHNOLOGY	18.005	5672	1,694,723.34	---	---	1,694,723.34
TITLE I DISADVANTAGED	18.010	5673	14,618,091.03	---	---	14,618,091.03
TITLE I SCHOOL IMPROVE	18.010	5676	19,460,897.87	17,826,856.50	---	1,634,041.37
HOMELESS CHILDREN	18.015	5678	189,227.66	---	---	189,227.66
<u>Division of Special Education</u>						
Elementary and Secondary Education Fund (0105)						
BOARD OPERATED PS	02.015	0020	694,304.00	101,864.83	---	592,439.17
BOARD OPERATED E&E	02.015	2301	7,001,668.00	1,919,864.16	---	5,081,803.84
BD OPERATING MEDICAID E&E	02.015	3574	1,000,000.00	286,031.28	---	713,968.72

Assistive Technology Fund (0188)							
MO ASSISTIVE TECH-PS	02.230	2346	229,230.00	172,726.92	---	56,503.08	
MO ASSISTIVE TECH-EE	02.230	2350	588,831.00	316,428.47	---	272,402.53	
Federal Stimulus - Elementary and Secondary Education Fund (2256)							
SPECIAL EDUCATION GRANT	18.020	5679	16,492,776.20	---	---	16,492,776.20	

Division of Vocational Rehabilitation

Vocational Rehabilitation Fund (0104)						
VOCATIONAL REHAB GRANT	02.135	0507	40,713,797.00	30,052,018.42	---	10,661,778.58
DISABILITY DETERMIN GRANT	02.140	0512	21,000,000.00	15,470,380.08	---	5,529,619.92
ADULT LEARN&REHAB SERV PS	02.050	0523	27,297,858.00	25,804,476.69	---	1,493,381.31
VOC REHAB GRANT FROM DMH	02.135	1294	1,000,000.00	1,000,000.00	---	---
FED GRANTS & DONATIONS	02.045	1583	55,000.00	4,519.73	---	50,480.27
ADULT LEARN&REHAB SERV EE	02.050	2317	2,914,668.00	1,999,890.19	---	914,777.81
INDEPENDENT LIVING CNTRS	02.145	2808	1,292,546.00	1,282,155.69	---	10,390.31
DARTMOUTH GRANT E&E	02.150	6945	80,000.00	63,173.53	---	16,826.47
Federal Stimulus - Elementary and Secondary Education Fund (2256)						
VOCATIONAL REHAB GRANT	18.018	5549	283,943.96	---	---	283,943.96

DEPARTMENT OF HIGHER EDUCATION

Higher Education Administration

Higher Education Fund (0116)						
IMPROVE TEACHER GRNT PS	03.020	0795	35,671.00	35,625.78	---	45.22
IMPROVE TEACHER GRNT E&E	03.020	0796	20,400.00	12,829.92	---	7,570.08
COORDINATION ADMIN EE	03.005	1064	41,503.00	15,085.95	---	26,417.05
COORDINATION ADMIN PS	03.005	1110	233,869.00	233,447.84	---	421.16
IMPROVING TEACHER GRANT	03.020	1305	1,718,909.00	1,056,018.31	---	662,890.69
ACCESS CHALLENGE GRNT PS	03.030	4454	242,000.00	241,767.38	---	232.62
ACCESS CHALLENGE GRNT E&E	03.030	4457	259,306.00	173,023.02	---	86,282.98
ACCESS CHALLENGE GRNT	03.030	4460	2,498,694.00	1,750,120.58	---	748,573.42
FED GRANTS/DONATIONS E&E	03.025	5316	1,999,000.00	---	---	1,999,000.00
FED GRANTS/DONATIONS	03.025	6229	1,000.00	---	---	1,000.00
IMPRV TEACHER QUAL REFUNDS	03.020	8529	8,113.00	8,112.51	---	0.49
GEAR-UP Scholarship Program Fund (0737)						
GEAR UP SCHOLARSHIPS	03.115	5655	450,000.00	2,950.00	---	447,050.00

**DEPARTMENT OF HEALTH AND
SENIOR SERVICES**

Health Fund (0143)						
HEALTH LEASING	13.005	4182	1,935,992.00	1,810,310.01	---	125,681.99
REFUNDS	10.625	7330	11,450.00	11,449.63	---	0.37
HEALTH STATE OWNED	13.010	7758	978,439.00	955,896.32	---	22,542.68
DHSS - INSTITUTIONAL	13.015	8142	10,652.00	10,652.00	---	---

**STATE OF MISSOURI
SUMMARY OF APPROPRIATION ACTIVITY
GENERAL FUND - FEDERAL FUNDS
FOR THE APPROPRIATION YEAR 2013**

	H.B. No.	Appr. No.	Appropriations	Expenditures and Transfers Out	Reappropriations to 2014	Lapse of Appropriations
DHSS Disaster Fund (0178)						
DHSS DISASTER FUND	10.635	1689	1.00	---	---	1.00
Federal Stimulus - Health and Senior Services Fund (2264)						
ARRA GRANTS	18.145	5717	247,457.48	238,998.37	---	8,459.11
ST PRIM CARE OFFIC GNT PS	18.145	6921	65,789.38	43,943.49	---	21,845.89
ARRA GRANTS PS	18.145	7835	6,913.44	---	---	6,913.44
DHSS ARRA GRANTS	10.630	8224	400,000.00	192,229.72	---	207,770.28
<u>Office of the Director</u>						
Health Fund (0143)						
OFC WOMEN'S HEALTH PS	10.605	8171	183,850.00	142,887.78	---	40,962.22
OPCRH PS	10.605	8175	565,570.00	472,741.76	---	92,828.24
OPCRH E&E	10.605	8176	293,570.00	276,506.41	---	17,063.59
OPCRH PROGRAM	10.605	8183	978,866.00	749,049.39	---	229,816.61
DIRECTOR'S OFC MEDICD PS	10.600	8208	2,928.00	2,927.62	---	0.38
SEXUAL VIOLNC VIC SVC E&E	10.602	8288	112,460.00	28,331.57	---	84,128.43
SEXUAL VIOLNC VICTIMS SVC	10.602	8289	776,674.00	633,165.97	---	143,508.03
DIRECTOR'S OFFICE PS	10.600	8445	1,482,778.00	1,335,009.76	---	147,768.24
DIRECTOR'S OFFICE E&E	10.600	8446	401,317.00	75,008.51	---	326,308.49
<u>Administration</u>						
Health Fund (0143)						
FEDERAL GRANTS E&E	10.630	2123	2,600,000.00	720,610.92	---	1,879,389.08
FEDERAL GRANTS PS	10.630	3946	100,000.00	99,305.14	---	694.86
ADMIN SHARED EXPENSES E&E	10.610	6806	65,315.00	36,300.33	---	29,014.67
DIVISION OF ADMIN PS	10.610	7695	2,343,904.00	2,157,131.62	---	186,772.38
DIVISION OF ADMIN E&E	10.610	7696	2,524,464.00	1,713,381.42	---	811,082.58
<u>Division of Community and Public Health</u>						
Health Fund (0143)						
DIV COMM&PUBLIC HLTH PS	10.640	1217	14,212,224.00	13,329,297.86	---	882,926.14
DIV COMM&PUBLIC HLTH E&E	10.640	1218	2,922,001.00	2,536,983.30	---	385,017.70
DIV COMM&PUBLIC HLTH PROG	10.650	1256	30,950,000.00	30,367,343.07	---	582,656.93
MEDICATIONS	10.650	1493	29,975,564.00	27,961,951.90	---	2,013,612.10
SUMMER FOOD SVS PRGM DIST	10.655	1662	12,000,000.00	9,096,923.80	---	2,903,076.20
DCPH MEDICAID PS	10.640	1964	1,185,357.00	1,177,246.99	---	8,110.01
DCPH MEDICAID E&E	10.640	1966	86,388.00	55,080.06	---	31,307.94
DCPH PROG MEDICAID	10.650	1974	250,980.00	213,237.80	---	37,742.20

BRAIN INJRY SVS MEDCAID	10.650	2002	191,947.00	173,138.29	---	18,808.71
MEDICAL LOAN PROGRAM	10.657	3934	174,446.00	160,000.00	---	14,446.00
PUBLIC HEALTH LAB PS	10.665	4174	537,385.00	537,385.00	---	---
PUBLIC HEALTH LAB E&E	10.665	4175	1,167,389.00	1,167,389.00	---	---
CTR ER RESP/TERRORISM E&E	10.660	5641	20,179,535.00	13,687,954.60	---	6,491,580.40
CTR ER RESP/TERRORISM PS	10.660	5903	3,188,267.00	2,713,052.55	---	475,214.45
OFC OF MINORITY HLTH PS	10.658	7146	90,483.00	22,376.84	---	68,106.16
OFC OF MINORITY HLTH E&E	10.658	7147	109,409.00	---	---	109,409.00
WIC SUPP FOOD DISTRIBUT	10.655	7730	130,600,000.00	124,492,979.89	---	6,107,020.11
VACCINATIONS	10.650	8124	10,000.00	---	---	10,000.00
LOCAL PUBLIC HLT	14.325	8397	7,891,981.00	7,891,981.00	---	---
CHILD-ADULT CARE FOOD PRG	10.655	8456	51,000,000.00	50,367,627.12	---	632,372.88
Federal Stimulus - Health and Senior Services Fund (2264)						
IMMUNIZATIONS	18.150	5718	2,988.27	---	---	2,988.27
CHRONIC DISEASE MGMT	18.155	5721	57,939.52	57,939.52	---	---
WIC INFO TECHNOLOGY	18.165	5727	214,421.00	192,374.00	---	22,047.00

Division of Senior and Disability Services

Health Fund (0143)

DIV SENIOR&DISABILITY PS	10.670	1260	2,976,951.00	2,966,696.23	---	10,254.77
DIV SENIOR&DISABILITY E&E	10.670	1261	411,917.00	395,205.05	---	16,711.95
DSDS MEDICAID PS	10.670	2012	5,299,237.00	5,299,234.71	---	2.29
DSDS MEDICAID E&E	10.670	2013	435,881.00	385,560.36	---	50,320.64
IN HOME SVS MEDICAID	10.685	2029	406,777,720.00	406,445,726.64	---	331,993.36
ALZHEIMER'S SERVICE	10.700	2909	367,000.00	121,711.26	---	245,288.74
ADULT PROTECTIVE SERV PRG	10.680	2980	667,028.00	33,194.16	---	633,833.84
AAA CONTRACTS	10.705	2981	35,000,000.00	31,142,347.48	---	3,857,652.52
HCBS REASSESSMENT	10.685	8256	1,500,000.00	72,650.00	---	1,427,350.00
HCBS ASSESSMENT UNIT PS	10.685	8271	1,206,510.00	1,206,504.60	---	5.40
HCBS ASSESSMENT UNIT E&E	10.685	8273	262,660.00	213,229.82	---	49,430.18
HCBS CALL CENTER PS	10.685	8275	241,302.00	221,863.34	---	19,438.66
HCBS CALL CENTER E&E	10.685	8277	13,752.00	13,249.16	---	502.84

Division of Regulation and Licensure

Health Fund (0143)

DIV OF REG&LICENSURE PS	10.720	1266	7,570,056.00	7,497,614.94	---	72,441.06
DIV OF REG&LICENSURE E&E	10.720	1269	833,837.00	797,067.23	---	36,769.77
CHILD CARE IMPROVE PRGM	10.725	1812	461,675.00	280,188.06	---	181,486.94
DRL MEDICAID PS	10.720	2018	3,657,552.00	3,558,946.53	---	98,605.47
DRL MEDICAID E&E	10.720	2021	249,187.00	235,141.36	---	14,045.64

**STATE OF MISSOURI
SUMMARY OF APPROPRIATION ACTIVITY
GENERAL FUND - FEDERAL FUNDS
FOR THE APPROPRIATION YEAR 2013**

	H.B. No.	Appr. No.	Appropriations	Expenditures and Transfers Out	Reappropriations to 2014	Lapse of Appropriations
<u>DEPARTMENT OF TRANSPORTATION</u>						
Multimodal Operations Fund (0126)						
FRINGES MULTIMODAL PS	04.405	0102	223,978.00	156,440.88	---	67,537.12
GRANTS-SEC 5303	04.475	0437	15,910,249.00	6,570,439.74	---	9,339,809.26
GRANTS-SEC 5309 (SEC 3)	04.470	1316	16,499,394.00	5,207,196.64	---	11,292,197.36
HIGH SPEED RAIL STUDY	04.480	1880	33,000,000.00	13,586,660.74	---	19,413,339.26
NEW FREEDOM PRGM	04.455	2263	1,390,030.00	780,952.48	---	609,077.52
JOB ACCESS & REV COM GNTS	04.465	2264	3,200,000.00	1,749,473.49	---	1,450,526.51
SUPPORT TO MULTIMODAL DIV	04.440	4272	83,500.00	41,844.75	---	41,655.25
FED RAIL, PORT & FRT ASST	04.525	8158	1,000,000.00	---	---	1,000,000.00
CI GRANTS SEC 5310 (16)	04.455	8493	9,686,400.00	3,925,744.95	---	5,760,655.05
SMALL URBAN&RURAL TRAN	04.465	8726	23,926,692.00	13,647,177.28	---	10,279,514.72
MULTIMODAL OPS ADMIN PS	04.435	8901	492,211.00	236,291.31	---	255,919.69
MULTIMODAL OPS ADMIN E&E	04.435	8902	400,000.00	75,362.47	---	324,637.53
FEDERAL AVIATION ASSIST	04.515	8905	41,416,304.00	18,014,516.07	---	23,401,787.93
Transportation - Highway Safety Fund (0149)						
MAINTENANCE PS	04.415	6309	305,696.00	208,806.23	---	96,889.77
MAINTENANCE E&E	04.415	6310	55,000.00	36,562.31	---	18,437.69
FRINGES MAINTENANCE PS	04.405	6312	187,664.00	109,443.45	---	78,220.55
FRINGES MAINTENANCE E&E	04.405	6313	3,010.00	---	---	3,010.00
HIGHWAY SAFETY GRANTS	04.415	6314	40,000,000.00	39,998,073.51	---	1,926.49
MCSAP/Division of Transportation Fund (0185)						
MOTOR CARRIER SFTY ASSIST	04.415	6315	2,000,000.00	1,427,704.34	---	572,295.66
<u>DEPARTMENT OF LABOR AND INDUSTRIAL RELATIONS</u>						
Labor and Industrial Relations - Commission on Human Rights Fund (0117)						
DOLIR LEASING	13.005	2464	5,815.00	5,814.17	---	0.83
DOLIR STATE OWNED	13.010	7714	29,015.00	28,888.15	---	126.85
Labor and Industrial Relations Administrative Fund (0122)						
DOLIR STATE OWNED	13.010	7715	234,117.00	234,116.54	---	0.46
Division of Labor Standards Fund (0186)						
DOLIR STATE OWNED	13.010	7721	6,335.00	6,306.75	---	28.25
Unemployment Compensation Administration Fund (0948)						
DOLIR LEASING	13.005	3233	76,969.00	69,994.53	---	6,974.47
DOLIR STATE OWNED	13.010	7723	912,472.00	908,807.71	---	3,664.29

Labor Director and Administration

Labor and Industrial Relations Administrative Fund (0122)

DIRECTOR AND STAFF PS	07.800	1869	2,498,605.00	2,329,204.63	---	169,400.37
DIRECTOR AND STAFF EE	07.800	1870	1,422,397.00	1,261,109.48	---	161,287.52
LIFE INSURANCE COSTS	07.800	2926	65,000.00	53,411.46	---	11,588.54

Unemployment Compensation Administration Fund (0948)

DIRECTOR AND STAFF E&E	07.800	5834	1,764,700.00	952,998.94	---	811,701.06
------------------------	--------	------	--------------	------------	-----	------------

Division of Labor Standards

Division of Labor Standards Fund (0186)

ADMINISTRATION/LS E&E	07.820	2507	32,670.00	---	---	32,670.00
ON-SITE CONSULT/LS PS	07.825	5890	691,130.00	575,140.02	---	115,989.98
ON-SITE CONSUL/LS E&E	07.825	5891	290,893.00	272,832.54	---	18,060.46
MINE SAFETY TRNG PRGM PS	07.830	5892	179,738.00	61,254.77	---	118,483.23
MINE SAFETY TRNG PRGM E&E	07.830	5893	165,081.00	44,993.54	---	120,087.46

Division of Employment Security

Unemployment Compensation Administration Fund (0948)

ADMIN EMP SEC PS	07.880	0694	23,192,380.00	22,043,919.13	---	1,148,460.87
ADMIN EMP SEC E&E	07.880	0696	8,000,000.00	4,766,918.19	---	3,233,081.81
EMPLOYMENT & TRAINING PAY	07.885	3910	11,000,000.00	9,079,172.99	---	1,920,827.01

Federal Stimulus - Labor and Industrial Relations Fund (2272)

ADMIN EMP SECURITY PS	18.115	5627	50,000.00	---	---	50,000.00
ADMIN EMP SECURITY EE	18.115	5633	45,985.65	---	---	45,985.65
UI COLLEGE PROGRAM	07.880	8317	9,522,006.00	---	---	9,522,006.00

Commission on Human Rights

Labor and Industrial Relations - Commission on Human Rights Fund (0117)

COMM ON HUMAN RIGHTS PS	07.910	5996	912,252.00	740,982.66	---	171,269.34
COMM ON HUMAN RIGHTS E&E	07.910	5998	161,866.00	137,234.80	---	24,631.20

Labor and Industrial Relations Commission

Unemployment Compensation Administration Fund (0948)

INDUSTRIAL COMMISSION PS	07.815	3094	488,553.00	415,808.37	---	72,744.63
INDUSTRIAL COMMISSION E&E	07.815	3095	75,487.00	18,606.21	---	56,880.79

DEPARTMENT OF MENTAL HEALTH

Mental Health Fund (0148)

REFUNDS	10.030	4406	150,523.00	150,522.14	---	0.86
MENTAL HEALTH STATE OWNED	13.010	7752	206,166.00	205,716.42	---	449.58

**STATE OF MISSOURI
SUMMARY OF APPROPRIATION ACTIVITY
GENERAL FUND - FEDERAL FUNDS
FOR THE APPROPRIATION YEAR 2013**

	H.B. No.	Appr. No.	Appropriations	Expenditures and Transfers Out	Reappropriations to 2014	Lapse of Appropriations
<u>Office of the Director</u>						
Mental Health Intergovernmental Transfer Fund (0147)						
DMH INTERGOVERNMENTAL	10.060	5906	8,000,000.00	7,003,218.00	---	996,782.00
Mental Health Fund (0148)						
DIRECTOR'S OFFICE PS	10.005	0670	88,410.00	87,516.99	---	893.01
DIRECTOR'S OFFICE E&E	10.005	2045	76,223.00	29,091.65	---	47,131.35
DMH FEDERAL FUND E&E	10.045	2049	2,500,000.00	2,078,224.70	---	421,775.30
OPERATIONAL SUPPORT PS	10.020	5311	875,872.00	858,719.12	---	17,152.88
OPERATIONAL SUPPORT E&E	10.020	5312	849,348.00	754,611.74	---	94,736.26
DMH INTERGOVERNMENTAL	10.060	5905	15,000,000.00	11,373,116.00	---	3,626,884.00
HEALTHCARE TECHNOLOGY PS	10.020	6979	10,192.00	---	---	10,192.00
DMH FEDERAL FUND PS	10.045	9373	115,147.00	24,043.05	---	91,103.95
<u>Division of Alcohol and Drug Abuse</u>						
Mental Health Fund (0148)						
ADA TREATMENT SVS E&E	10.110	2051	3,036,012.00	3,011,306.21	---	24,705.79
ADA ADMIN PS	10.100	2151	880,605.00	742,216.30	---	138,388.70
ADA ADMIN E&E	10.100	2152	180,565.00	85,085.32	---	95,479.68
PREVENTION & EDU SVS	10.105	2154	3,315,184.00	2,407,454.33	---	907,729.67
SATOP	10.120	3899	407,458.00	112,140.79	---	295,317.21
PREVENTION & EDU SVS PS	10.105	4143	181,879.00	129,169.41	---	52,709.59
PREVENTION & EDU SVS E&E	10.105	4144	192,363.00	31,880.48	---	160,482.52
TOBACCO INVESTIGTNS PS	10.105	4145	19,440.00	13,666.19	---	5,773.81
TOBACCO INVESTIGTNS E&E	10.105	4146	103,622.00	845.64	---	102,776.36
ADA TREATMENT SERVICES	10.110	4149	27,247,383.00	20,201,400.56	---	7,045,982.44
ADA TREATMENT SVS PS	10.110	4150	794,342.00	615,038.14	---	179,303.86
COMMUNITY 2000	10.105	4650	2,059,693.00	1,688,940.47	---	370,752.53
SCHOOL BASED PREVENTION	10.105	4651	1,227,356.00	1,165,841.64	---	61,514.36
ADA FED MEDICAID	10.110	6677	27,621,185.00	25,324,769.27	---	2,296,415.73
ACCESS RECOVERY GRANT PS	10.110	7037	158,427.00	158,419.42	---	7.58
ACCESS RECOVERY GRANT E&E	10.110	7038	693,550.00	9,381.38	---	684,168.62
ACCESS RECOVERY TREATMENT	10.110	7039	3,789,796.00	3,195,841.54	---	593,954.46
SATOP PS	10.120	7246	20,797.00	10,685.18	---	10,111.82
ADA PREVENTION PS	10.105	7831	302,242.00	301,956.51	---	285.49
ADA PREVENTION E&E	10.105	7832	132,185.00	73,817.51	---	58,367.49

Division of Comprehensive Psychiatric Services

Mental Health Fund (0148)

CTR FOR BEHAV MED PS	10.330	0208	97,274.00	81,062.00	---	16,212.00
METRO STL PSY CTR PS	10.320	0874	295,232.00	246,027.00	---	49,205.00
NW MO PSY REHAB CENTER PS	10.305	1003	588,467.00	376,744.28	---	211,722.72
STL PSY REHAB CTR PS	10.310	1004	305,090.00	254,242.00	---	50,848.00
ADULT COMMUNITY PRGM PS	10.210	1480	218,132.00	166,067.57	---	52,064.43
YOUTH COMMUNITY PRGM PS	10.225	1483	202,858.00	159,231.37	---	43,626.63
SHELTER PLUS CARE GRANTS	10.055	1681	10,943,496.00	10,191,113.00	---	752,383.00
HOMELESS MENTALLY ILL	10.210	1686	936,000.00	904,134.07	---	31,865.93
CPS ADMIN PS	10.200	1846	635,884.00	521,379.87	---	114,504.13
CPS ADMIN E&E	10.200	1847	367,801.00	96,649.55	---	271,151.45
ADULT COMMUNITY PRGM E&E	10.210	2054	1,142,633.00	628,839.37	---	513,793.63
ADULT COMMUNITY PROGRAM	10.210	2055	32,028,811.00	24,014,246.71	---	8,014,564.29
YOUTH COMMUNITY PRGM E&E	10.225	2058	1,091,107.00	318,527.78	---	772,579.22
YOUTH COMMUNITY PROGRAM	10.225	2059	5,944,946.00	3,340,745.54	---	2,604,200.46
SUICIDE PREVENTION PS	10.200	2075	25,369.00	24,555.61	---	813.39
STAFF TRAINING	10.025	2247	325,000.00	132,126.62	---	192,873.38
FORENSIC SUPPORT SVC PS	10.220	2630	4,172.00	4,167.27	---	4.73
SEMO MHC-SORTS PS	10.325	2631	27,638.00	25,538.00	---	2,100.00
FULTON HSP PHAR CONTR E&E	10.300	2634	223,224.00	223,224.00	---	---
NW MO PRC PHAR CONTR E&E	10.305	2635	105,903.00	84,723.00	---	21,180.00
STL PRC PHAR CONTR E&E	10.310	2636	93,210.00	93,210.00	---	---
SEMO MHC PHAR CONTR E&E	10.325	2638	219,538.00	219,538.00	---	---
CTR BEHAV MED PHAR CNT EE	10.330	2640	133,930.00	101,094.15	---	32,835.85
HAWTHORN CPH PHAR CNT E&E	10.335	2641	93,210.00	93,210.00	---	---
CTR FOR BEHAV MED E&E	10.330	2642	560,874.00	466,505.35	---	94,368.65
MEDICATION COST INCREASES	10.235	2767	916,243.00	283,915.22	---	632,327.78
HOUSING FOR VETERANS	10.055	2781	715,000.00	658,663.86	---	56,336.14
SW MO PSY REHAB CTR PS	10.315	3042	152,128.00	152,128.00	---	---
SW MO PSY REHAB CTR E&E	10.315	3047	27,073.00	27,073.00	---	---
HEALTHCARE TECHNOLOGY E&E	10.020	3628	1,706,650.00	350,633.00	---	1,356,017.00
SUICIDE PREVENTION E&E	10.200	4654	760,401.00	734,741.74	---	25,659.26
HAWTHORN PSY HOSPTL PS	10.335	5567	1,553,319.00	1,553,318.96	---	0.04
HAWTHORN PSY HOSPTL E&E	10.335	5568	98,924.00	90,680.00	---	8,244.00
ADULT CP FED MEDICAID	10.210	6678	132,988,788.00	112,706,769.30	---	20,282,018.70
YOUTH CP FED MEDICAID	10.225	6679	29,890,969.00	28,654,428.37	---	1,236,540.63
CPS FACILITY SUPPORT-E&E	10.205	6773	2,555,545.00	1,031,030.36	---	1,524,514.64
SOUTHEAST MO MHC PS	10.325	6938	126,250.00	115,208.00	---	11,042.00
SOUTHEAST MO MHC E&E	10.325	6939	106,921.00	106,649.29	---	271.71
COTTONWOOD TRMT CTR PS	10.340	7014	1,655,883.00	1,588,199.79	---	67,683.21
COTTONWOOD TRMT CTR E&E	10.340	7015	401,459.00	328,429.30	---	73,029.70
STAFF TRAINING PS	10.025	7025	178,354.00	116,474.07	---	61,879.93
NW MO PSY REHAB OVERTIME	10.305	7189	11,294.00	11,294.00	---	---
STL PSY REHAB OVERTIME	10.310	7191	935.00	935.00	---	---

**STATE OF MISSOURI
SUMMARY OF APPROPRIATION ACTIVITY
GENERAL FUND - FEDERAL FUNDS
FOR THE APPROPRIATION YEAR 2013**

	H.B. No.	Appr. No.	Appropriations	Expenditures and Transfers Out	Reappropriations to 2014	Lapse of Appropriations
HAWTHORN HOSP OVERTIME	10.335	7194	7,252.00	7,252.00	---	---
COTTONWOOD TRMT OVERTIME	10.340	7196	1,124.00	1,124.00	---	---
METRO STL PSY OVERTIME	10.320	7198	1,148.00	1,148.00	---	---
CHILD SYSTEM OF CARE PS	10.050	7243	33,975.00	24,748.69	---	9,226.31
CHILD SYSTEM OF CARE E&E	10.050	7244	85,404.00	85,404.00	---	---
CHILD SYSTEM OF CARE PRG	10.050	7245	1,752,696.00	891,295.55	---	861,400.45
FULTON STATE HOSPITAL PS	10.300	7356	911,539.00	774,301.24	---	137,237.76
FULTON STATE HOSPITAL E&E	10.300	7357	1,000,166.00	683,858.11	---	316,307.89
NW MO PSY REHAB CTR E&E	10.305	8285	61,440.00	60,990.00	---	450.00
STL PSY REHAB CTR E&E	10.310	8286	240.00	---	---	240.00
METRO STL PSY CTR E&E	10.320	8287	739.00	---	---	739.00
<u>Division of Developmental Disabilities</u>						
Mental Health Fund (0148)						
BELLEFONTAINE MEDICAID PS	10.555	0886	8,100,216.00	8,073,975.61	---	26,240.39
DD COMMUNITY PROGRAMS PS	10.410	1683	186,796.00	184,423.91	---	2,372.09
DD COMMUNITY PROGRAMS E&E	10.410	1684	41,776.00	41,776.00	---	---
DD ADMIN PS	10.400	1913	308,001.00	303,247.98	---	4,753.02
DD ADMIN E&E	10.400	1914	60,881.00	60,881.00	---	---
COMMUNITY PROGRAMS	10.410	1922	8,500,000.00	8,488,368.68	---	11,631.32
COMMUNITY PRG-MEDICAID MT	10.410	2074	26,000,000.00	26,000,000.00	---	---
DD COM SUP STAFF PS	10.415	2200	11,108,460.00	10,256,123.92	---	852,336.08
DD COM SUP STAFF E&E	10.415	2201	685,150.00	592,403.29	---	92,746.71
BELLEFONTAINE MEDICAID EE	10.555	2347	1,951,202.00	1,951,202.00	---	---
HIGGINSVILLE MEDICAID PS	10.560	3027	5,420,042.00	5,419,763.93	---	278.07
KANSAS CITY RO E&E	10.520	3028	1,478.00	1,477.88	---	0.12
SIKESTON RO E&E	10.540	3029	1,478.00	---	---	1,478.00
ST LOUIS RC E&E	10.550	3030	1,478.00	1,478.00	---	---
DEV DISABILITS GRANT PS	10.420	4163	378,756.00	314,054.61	---	64,701.39
DEV DISABILITS GRANT E&E	10.420	4164	1,187,593.00	919,389.59	---	268,203.41
MARSHALL HC MEDICAID PS	10.565	5535	7,813,237.00	7,813,237.00	---	---
ST LOUIS DDTM MEDICAID PS	10.575	5538	10,918,057.00	10,798,979.24	---	119,077.76
ST LOUIS DDTM MEDICAID EE	10.575	5543	1,309,327.00	1,309,327.00	---	---
DD FED MEDICAID	10.410	6680	382,179,596.00	376,098,528.71	---	6,081,067.29
OVERTIME PAY PS	14.170	6916	1,070,793.00	1,006,239.57	---	64,553.43
DD POOL MEDICAID PS	10.405	7124	2,898,332.00	2,815,639.93	---	82,692.07
ALBANY RO PS	10.500	7125	15,678.00	15,250.20	---	427.80
CENTRAL MO RO PS	10.505	7126	48,753.00	48,092.50	---	660.50
HANNIBAL RO PS	10.510	7127	62,502.00	62,502.00	---	---

KANSAS CITY RO PS	10.520	7129	83,208.00	73,434.50	---	9,773.50
ROLLA RO PS	10.535	7132	129,943.00	129,943.00	---	---
ST. LOUIS RO PS	10.550	7135	94,166.00	94,147.06	---	18.94
ALBANY RO E&E	10.500	7136	2,336.00	2,113.27	---	222.73
CENTRAL MO RO E&E	10.505	7137	1,478.00	1,478.00	---	---
HANNIBAL RC E&E	10.510	7138	1,478.00	1,478.00	---	---
JOPLIN RO E&E	10.515	7139	1,478.00	1,478.00	---	---
KIRKSVILLE RO E&E	10.525	7140	1,478.00	1,478.00	---	---
POPULAR BLUFF RO E&E	10.530	7141	1,478.00	---	---	1,478.00
ROLLA RO E&E	10.535	7142	1,478.00	1,478.00	---	---
SPRINGFIELD RO E&E	10.545	7143	1,478.00	1,478.00	---	---
NEVADA HC MEDICAID PS	10.570	7794	5,413,415.00	5,404,786.65	---	8,628.35
SE MO RES SVS MEDICAID PS	10.580	7795	3,224,016.00	3,219,230.76	---	4,785.24
SE MO RES OVERTIME MEDIC	10.580	7796	83,858.00	83,858.00	---	---
HIGGINSVILLE MEDICAID E&E	10.560	7841	923,075.00	876,734.94	---	46,340.06
NEVADA NC MEDICAID E&E	10.570	7842	860,602.00	858,938.80	---	1,663.20
SE MO RES SVS MEDICAID EE	10.580	7843	584,892.00	563,971.48	---	20,920.52
DD POOL MEDICAID E&E	10.405	7939	1,602,341.00	749,266.51	---	853,074.49
BELLEFONTAINE MED OVRTIME	10.555	7942	38,899.00	38,899.00	---	---
NW COMMUNITY SRVS MED-PS	10.560	7944	2,124,878.00	2,123,680.13	---	1,197.87
HIGGINSVILLE HC MED OVT	10.560	7947	92,736.00	92,736.00	---	---
MARSHALL HC MEDICAID E&E	10.565	7948	1,942,572.00	1,928,672.44	---	13,899.56
MARSHALL HC MEDICIAD OVT	10.565	7952	54,969.00	54,969.00	---	---
MARSHALL COMM MED SVS PS	10.565	8165	1,826,525.00	1,659,387.53	---	167,137.47
Federal Budget Stabilization - Medicaid Reimbursement Fund (2000)						
BELLEFONTAINE HAB CNT	17.245	6589	7,117,169.00	---	---	7,117,169.00

DEPARTMENT OF NATURAL RESOURCES

Natural Resources Fund (0140)

REFUND ACCOUNTS	06.315	2736	11,259.00	11,258.70	---	0.30
DNR LEASING	13.005	4306	334,561.00	312,481.36	---	22,079.64
DNR STATE OWNED	13.010	7689	301,402.00	300,477.50	---	924.50

Department Operations

Natural Resources Fund (0140)

DEPT OPERATIONS PS	06.200	1810	1,019,521.00	809,875.32	---	209,645.68
DEPT OPERATIONS E&E	06.200	1811	413,142.00	148,153.26	---	264,988.74

Water Resources Center

Natural Resources Fund (0140)

WATER RESOURCES PS	06.210	5247	363,363.00	165,912.52	---	197,450.48
WATER RESOURCES E&E	06.210	5248	190,209.00	12,994.17	---	177,214.83

**STATE OF MISSOURI
SUMMARY OF APPROPRIATION ACTIVITY
GENERAL FUND - FEDERAL FUNDS
FOR THE APPROPRIATION YEAR 2013**

	H.B. No.	Appr. No.	Appropriations	Expenditures and Transfers Out	Reappropriations to 2014	Lapse of Appropriations
<u>Soil and Water Conservation Program</u>						
Natural Resources Fund (0140)						
DEMONSTRATION PROJECTS	06.215	8046	100,000.00	27,404.64	---	72,595.36
<u>Division of Energy</u>						
Natural Resources Fund (0140)						
ENERGY DIV OPERATING PS	06.205	3294	1,233,291.00	568,965.74	---	664,325.26
ENERGY DIV OPERATING E&E	06.205	3296	520,193.00	57,214.99	---	462,978.01
ENERGY EFFICIENT SERVICES	06.205	3297	12,000,000.00	6,062,281.47	---	5,937,718.53
Federal Stimulus - Natural Resources Fund (2280)						
ENERGY EFFICIENT SVS PS	18.075	5558	1,057,780.32	1,051,506.23	---	6,274.09
ENERGY EFFICIENT SVS E&E	18.075	5559	155,440.57	142,024.99	---	13,415.58
ENERGY EFFICIENT SVS	18.075	6708	15,212,108.82	15,140,822.60	---	71,286.22
PSC ENERGY EFFICIENT PS	18.075	6960	204,009.91	39,476.77	---	164,533.14
PSC ENERGY EFFICIENT E&E	18.075	6961	83,314.83	78,072.29	---	5,242.54
ENERGY EFFICIENT SVS	06.205	8126	600,000.00	550,362.00	---	49,638.00
<u>Division of Environmental Quality</u>						
Natural Resources Fund (0140)						
HAZARD MAT ANALYSIS	06.220	0884	100,000.00	---	---	100,000.00
ENVIRONMENT EMERG RESPONS	06.220	1358	250,000.00	---	---	250,000.00
ENVIRONMENTAL QUALITY PS	06.220	1860	391,676.00	391,544.68	---	131.32
ENVIRONMENTAL QUALITY E&E	06.220	1871	220,785.00	---	---	220,785.00
TECHNCL ASSIST GRANTS DEQ	06.220	2231	1,000,000.00	252,400.00	---	747,600.00
LEAKING UNDRGRD STOR TANK	06.220	2506	420,000.00	33,997.35	---	386,002.65
WATER QUALITY STUDY GRANT	06.220	3476	10,800,000.00	4,685,105.07	---	6,114,894.93
REGIONAL OFFICES PS	06.220	5341	3,496,845.00	3,308,630.98	---	188,214.02
REGIONAL OFFICES E&E	06.220	5350	512,626.00	294,192.39	---	218,433.61
AIR POLLUTION CNTRL PS	06.220	5367	882,258.00	874,609.80	---	7,648.20
AIR POLLUTION CNTRL E&E	06.220	5372	425,948.00	58,892.41	---	367,055.59
HAZARDOUS WASTE PS	06.220	5376	3,701,326.00	3,375,204.94	---	326,121.06
HAZARDOUS WASTE E&E	06.220	5382	363,584.00	337,370.55	---	26,213.45
LAND RECLAMATION PS	06.220	5397	535,516.00	504,883.79	---	30,632.21
LAND RECLAMATION E&E	06.220	5402	119,012.00	67,493.22	---	51,518.78
ENVIRONMENTAL SVS PS	06.220	5408	1,571,865.00	1,571,361.22	---	503.78
ENVIRONMENTAL SVS E&E	06.220	5418	1,218,242.00	1,136,604.07	---	81,637.93
SOLID WASTE MGMT E&E	06.220	6058	200.00	---	---	200.00

WATER PROTECTION PRG PS	06.220	7173	3,113,830.00	2,888,219.57	---	225,610.43
WATER PROTECTION PRG E&E	06.220	7177	1,828,583.00	1,175,470.07	---	653,112.93
CLEANUP CONTROLLED SUBST	06.220	7182	150,000.00	91,649.81	---	58,350.19
AIR POLL CONTROL GRANTS	06.220	7452	4,400,000.00	1,656,410.67	---	2,743,589.33
ABANDNED MINE LAND RECLMT	06.220	7455	3,183,000.00	1,359,643.96	---	1,823,356.04
SMALL OPERATOR ASSIST	06.220	7606	50,000.00	---	---	50,000.00
SUPERFUND CLEANUP	06.220	8053	975,000.00	88,933.64	---	886,066.36
WATER QUALITY STUDY ENC	06.220	8536	9,000,000.00	---	---	9,000,000.00
Abandoned Mined Reclamation Fund (0697)						
LAND RECLAMATION-EE	06.220	6879	15.00	---	---	15.00
Federal Stimulus - Natural Resources Fund (2280)						
DRINKING WATER SETASIDE	18.080	5700	764,754.92	69,031.38	---	695,723.54
WATER QUALITY MGMT	18.085	5703	96,408.78	---	---	96,408.78
<u>Division of Geology and Land Survey</u>						
Natural Resources Fund (0140)						
DGLS OPERATION PS	06.260	2401	732,019.00	714,900.09	---	17,118.91
DGLS OPERATION E&E	06.260	2408	245,195.00	148,318.06	---	96,876.94
LAND SURVEY RESTOR PROJ	06.260	7772	60,000.00	---	---	60,000.00
<u>Division of State Parks</u>						
Natural Resources Fund (0140)						
HISTORIC PRESERVATION PS	06.290	1883	390,006.00	370,080.36	---	19,925.64
HISTORIC PRESERVATION E&E	06.290	1884	58,745.00	29,886.40	---	28,858.60
STATE PARK OPERATION PS	06.285	1946	154,301.00	119,776.80	---	34,524.20
STATE PARK OPERATION E&E	06.285	1947	31,306.00	13,021.26	---	18,284.74
DNR SPENDING AUTHORITY	17.105	6600	6,363,545.83	3,914.62	3,334,273.00	3,025,358.21
STATE PARK GRANTS	06.285	7819	436,376.00	172,904.41	---	263,471.59
OUTDOOR RECREATION GRANTS	06.285	7821	7,900,000.00	1,640,789.27	---	6,259,210.73
HISTORIC PRESERV GRANTS	06.290	7822	830,376.00	324,053.20	---	506,322.80
DNR M&R SPENDING AUTHORITY	21.090	7995	590,104.94	354,291.26	---	235,813.68
DNR CI SPENDING AUTHORITY	22.020	8070	50,000.00	---	---	50,000.00
<u>DEPARTMENT OF PUBLIC SAFETY</u>						
State Emergency Management Fund (0145)						
PUBLIC SAFETY LEASING	13.005	7470	3,208.00	3,102.80	---	105.20
PUBLIC SAFETY STATE OWNED	13.010	7729	2,150.00	2,141.13	---	8.87
Justice Assistance Grant Program Fund (0782)						
PUBLIC SAFETY LEASING	13.005	4215	26,045.00	16,687.28	---	9,357.72

**STATE OF MISSOURI
SUMMARY OF APPROPRIATION ACTIVITY
GENERAL FUND - FEDERAL FUNDS
FOR THE APPROPRIATION YEAR 2013**

	H.B. No.	Appr. No.	Appropriations	Expenditures and Transfers Out	Reappropriations to 2014	Lapse of Appropriations
<u>Office of the Director</u>						
Public Safety - Juvenile Accountability						
Incentive Block Grant Fund (0121)						
JUV JUS ACCTABILITY GRANT	08.015	1584	1,000,000.00	678,786.64	---	321,213.36
DIRECTOR ADMIN PS	08.005	1603	36,523.00	9,525.12	---	26,997.88
DIRECTOR ADMIN E&E	08.005	1604	13,320.00	3,306.89	---	10,013.11
Public Safety Fund (0152)						
NARCOTICS CONTROL ASSIST	08.020	0961	180,000.00	84,292.11	---	95,707.89
VICTIM OF CRIME ACT	08.050	0962	7,500,000.00	7,378,852.31	---	121,147.69
JUV JUS DELINQUENCY PREV	08.010	1377	1,250,000.00	1,159,255.56	---	90,744.44
DIRECTOR ADMIN E&E	08.005	1429	670,286.00	232,227.16	---	438,058.84
VIOLENCE AGAINST WOMEN	08.055	2331	2,499,500.00	2,027,893.43	---	471,606.57
RESIDENTIAL SUBST ABUSE	08.075	3390	600,000.00	316,362.94	---	283,637.06
DIRECTOR ADMIN PS	08.005	4340	280,701.00	270,946.88	---	9,754.12
NATL FORENSIC IMPRV PRGM	08.065	6043	225,000.00	224,999.32	---	0.68
Labor and Industrial Relations - Crime Victims Fund (0191)						
CRIME VICTIMS COMP	08.060	4052	3,400,000.00	2,891,635.64	---	508,364.36
Public Safety - Homeland Security Fund (0193)						
HOMELAND SECURITY GRNT PS	08.005	7115	1,224,324.00	1,224,323.56	---	0.44
HOMELAND SECURITY GRANTS	08.005	7116	38,054,000.00	33,210,843.15	---	4,843,156.85
Justice Assistance Grant Program Fund (0782)						
DIRECTOR ADMIN PS	08.005	2248	257,381.00	257,379.72	---	1.28
DIRECTOR ADMIN E&E	08.005	2250	89,014.00	89,010.84	---	3.16
NARCOTICS CONTROL ASSIST	08.020	2251	6,000,000.00	5,170,024.37	---	829,975.63
Federal Stimulus - Public Safety Fund (2284)						
VIOLENCE AGAINST WOMEN	18.130	5636	262,247.57	248,701.12	---	13,546.45
VICTIMS OF CRIME	18.135	5637	16,847.20	47.10	---	16,800.10
VIOLENCE AGAINST WOMEN PS	18.130	5764	18,307.48	17,893.01	---	414.47
VIOLENCE AGAINST WOMEN EE	18.130	5765	8,974.45	8,791.25	---	183.20
VICTIMS OF CRIME E&E	18.135	5767	216.40	---	---	216.40
OSCA ARRA GRANT	18.125	7807	35.25	---	---	35.25
Federal Stimulus - Public Safety JAG Fund (2285)						
JUSTICE ASSISTANCE GRANT	18.140	5638	5,883,419.04	5,009,692.31	---	873,726.73
JUSTICE ASSISTANCE PS	18.140	5768	83,816.77	17,334.04	---	66,482.73
JUSTICE ASSISTANCE E&E	18.140	5769	1,163.80	345.34	---	818.46

State Highway Patrol

Public Safety Fund (0152)

HIGH INTSTY DRUG TRAFFG	08.095	0625	2,600,000.00	2,027,511.49	---	572,488.51
SHP TECHNICAL SERVICE PS	08.145	0629	210,180.00	33,602.56	---	176,577.44
SHP ACADEMY E&E	08.130	0972	59,655.00	18,285.62	---	41,369.38
VEH & DRIVER SAFETY E&E	08.135	0974	350,000.00	19,577.51	---	330,422.49
SHP ENFORCEMENT PS	08.105	1135	3,075,408.00	1,841,014.13	---	1,234,393.87
SHP ENFORCEMENT E&E	08.105	1140	8,089,492.00	2,004,941.34	---	6,084,550.66
SHP TECHNICAL SERVICE E&E	08.145	2284	2,500,000.00	452,480.27	---	2,047,519.73
FRINGE BENEFITS PS	08.100	4345	1,916,895.00	1,413,049.93	---	503,845.07
FRINGE BENEFITS E&E	08.100	4348	111,035.00	36,981.24	---	74,053.76
STATE WATER PATROL E&E	08.110	5674	2,296,825.00	1,625,993.26	---	670,831.74
ST HWY PATROL LEASING	13.005	7879	8,053.00	8,032.73	---	20.27
STATE WATER PATROL PS	08.110	8414	563,125.00	368,374.46	---	194,750.54
CRIME LABS PS	08.125	9478	226,520.00	90,537.19	---	135,982.81
CRIME LABS E&E	08.125	9479	900,000.00	608,970.26	---	291,029.74

Federal Drug Seizure Fund (0194)

ST HWY PATROL LEASING	13.005	0810	79,975.00	74,228.69	---	5,746.31
VEHICLE REPLACEMENT	08.120	4534	550,000.00	543,209.00	---	6,791.00
SHP ENFORCEMENT E&E	08.105	7183	1,336,368.00	1,261,980.61	---	74,387.39
STATE WATER PATROL E&E	08.110	7184	20,000.00	20,000.00	---	---
DPS-SHP INSTIT	13.015	7743	9,092.00	9,092.00	---	---

Federal Stimulus - Public Safety Fund (2284)

MSHP RURAL LAW ENF GNT PS	18.125	6779	39,670.06	---	---	39,670.06
MSHP RURAL LAW ENF GNT EE	18.125	6981	59,484.25	51,279.04	---	8,205.21
FRINGE BENEFITS PS	08.100	6984	1.00	---	---	1.00
FRINGE BENEFITS E&E	08.100	6994	1.00	---	---	1.00
RURAL LAW ENF GRANT E&E	08.105	8269	118,185.00	4,799.40	---	113,385.60

Federal Stimulus - Public Safety JAG Fund (2285)

MSHP JAG GRANT PS	18.140	8231	601,164.43	565,322.43	---	35,842.00
MSHP JAG GRANT E&E	18.140	8232	216,740.88	191,560.88	---	25,180.00
FRINGE BENEFITS PS	08.100	8233	380,001.00	372,076.74	---	7,924.26
FRINGE BENEFITS E&E	08.100	8234	14,545.00	14,028.53	---	516.47

Alcohol and Tobacco Control

Public Safety Fund (0152)

ALCOHOL & TOBACCO CNTR PS	08.160	3088	100,575.00	53,225.20	---	47,349.80
ALCOHOL & TOBACCO CNTR EE	08.160	3089	69,083.00	57,973.72	---	11,109.28

Adjutant General

Adjutant General Fund (0190)

NG SPIINGFIELD AVCRAD	17.150	0775	27,343,846.67	2,172,419.98	---	25,171,426.69
A G FIELD SUPPORT PS	08.270	0909	96,992.00	---	---	96,992.00
NATIONAL GUARD LEASING	13.025	3195	904,656.00	537,113.58	---	367,542.42
DPS-ADJ GEN INSTIT	13.025	3722	4,049,403.00	3,122,219.05	---	927,183.95

**STATE OF MISSOURI
SUMMARY OF APPROPRIATION ACTIVITY
GENERAL FUND - FEDERAL FUNDS
FOR THE APPROPRIATION YEAR 2013**

	H.B. No.	Appr. No.	Appropriations	Expenditures and Transfers Out	Reappropriations to 2014	Lapse of Appropriations
CONTRACT SERVICES PS	08.290	6463	12,072,314.00	8,577,747.98	---	3,494,566.02
CONTRACT SERVICES E&E	08.290	6464	7,138,972.00	4,925,528.00	---	2,213,444.00
CONTRACT SERVICES REFUNDS	08.290	6465	209,901.00	209,900.77	---	0.23
ADJ GN M&R NAT GUARD FAC	17.200	6581	18,202,862.01	2,538,477.17	8,000,000.00	7,664,384.84
ADJ GN NAT GUARD FAC STW	17.205	6582	44,537,718.75	2,995,766.80	21,400,000.00	20,141,951.95
ADJ GN CENTER BOONVILLE	17.210	6584	1,433,517.00	---	---	1,433,517.00
A G FIELD SUPPORT E&E	08.270	7277	100,000.00	99,542.01	---	457.99
ADJ GEN ENVIR COMPLIAN-10	17.145	7791	1,753,668.00	219,305.00	300,000.00	1,234,363.00
ADJ GEN M&R NAT GUARD FAC	21.135	8017	1.00	---	---	1.00
ADJ GEN D&C NATGD FAC STW	22.060	8078	1.00	---	---	1.00
Federal Drug Seizure Fund (0194)						
A G ADMIN E&E	08.255	7185	120,000.00	44,132.73	---	75,867.27
<u>State Emergency Management Agency</u>						
State Emergency Management Fund (0145)						
MERC DISTRIBUTIONS	08.305	0648	393,266.00	393,264.85	---	1.15
SEMA GRANT	08.310	1235	8,038,005.00	8,036,990.39	---	1,014.61
A G SEMA PS	08.300	1238	1,298,350.00	1,179,820.46	---	118,529.54
A G SEMA E&E	08.300	6466	849,376.00	500,032.98	---	349,343.02
Missouri Disaster Fund (0663)						
AG SEMA PS	08.300	8253	256,968.00	146,981.63	---	109,986.37
AG SEMA E&E	08.300	8254	40,950.00	1,262.37	---	39,687.63
SEMA GRANT	08.310	8415	67,020,632.00	67,019,590.78	---	1,041.22
<u>Missouri Veterans Commission</u>						
Missouri Veterans Commission Fund (0184)						
ST JAMES SPRINKLERS	17.160	6567	1.00	---	---	1.00
ST JAMES VETS HOME ROOF	17.165	6569	1.00	---	---	1.00
WARRENSBURG VET SOLARIUM	17.170	6573	1.00	---	---	1.00
WARRENSBURG VET CHAPEL	17.175	6575	1.00	---	---	1.00
HIGGINSVILLE VET CEMETERY	17.190	6577	169,298.24	---	---	169,298.24
CAMERON VET SOLARIUM	17.180	6626	1.00	---	---	1.00
CAMERON VET CHAPEL	17.185	6628	1.00	---	---	1.00
MVC CRITICAL M&R PROJECTS	21.125	8015	1.00	---	---	1.00
MVC CRITICAL CI PROJECTS	22.055	8077	9,200,428.00	3,158,624.63	3,020,902.00	3,020,901.37
Federal Stimulus - Public Safety Missouri						
Veterans Commission Fund (2286)						
VETS EMERGENCY GENERATORS	17.155	6778	730,151.95	595.66	---	729,556.29

DEPARTMENT OF REVENUE

Division of Legal Services

Revenue - Federal Fund (0132)

LEGAL SERV E&E	04.020	1741	215,000.00	136,577.67	---	78,422.33
LEGAL SERV PS	04.020	6733	203,754.00	91,991.37	---	111,762.63

Administration Division

Revenue - Federal Fund (0132)

ADMINISTRATION PS	04.025	3644	51,731.00	32,456.22	---	19,274.78
ADMINISTRATION E&E	04.025	3645	5,970,006.00	3,019,607.78	---	2,950,398.22

MV/DL Division

Revenue - Federal Fund (0132)

MV/DL PS	04.015	1712	291,767.00	70,970.15	---	220,796.85
MV/DL E&E	04.015	1713	1,618,450.00	919,772.72	---	698,677.28

DEPARTMENT OF SOCIAL SERVICES

Third Party Liability Collections Fund (0120)

SOCIAL SRVS STATE OWNED	13.010	7760	15,347.00	15,347.00	---	---
-------------------------	--------	------	-----------	-----------	-----	-----

Family Services Donations Fund (0167)

FED GRANTS & DONATIONS	11.010	9946	33,999.00	---	---	33,999.00
------------------------	--------	------	-----------	-----	-----	-----------

Temporary Assistance for Needy Families Fund (0199)

SOCIAL SRVS STATE OWNED	13.010	7762	369,205.00	320,960.06	---	48,244.94
-------------------------	--------	------	------------	------------	-----	-----------

Social Services and Other Sources Fund (0610)

SOCIAL SERVICES LEASING	13.005	1435	5,195,130.00	4,998,299.41	---	196,830.59
-------------------------	--------	------	--------------	--------------	-----	------------

SOCIAL SRVS STATE OWNED	13.010	7764	583,961.00	459,408.54	---	124,552.46
-------------------------	--------	------	------------	------------	-----	------------

OPERATIONAL M&R	21.015	8023	174,581.02	8,677.50	165,903.00	0.52
-----------------	--------	------	------------	----------	------------	------

CASE MANAGEMENT SYSTEM	11.030	8131	1,489,000.00	---	---	1,489,000.00
------------------------	--------	------	--------------	-----	-----	--------------

FED GRANTS & DONATIONS	11.010	9942	3,500,000.00	1,407,407.13	---	2,092,592.87
------------------------	--------	------	--------------	--------------	-----	--------------

Office of the Director

Temporary Assistance for Needy Families Fund (0199)

TANF	11.010	8367	6,500,000.00	6,500,000.00	---	---
------	--------	------	--------------	--------------	-----	-----

Social Services and Other Sources Fund (0610)

OFFICE OF DIRECTOR PS	11.005	2956	8,533.00	6,274.03	---	2,258.97
-----------------------	--------	------	----------	----------	-----	----------

HUMAN RESOURCE CENTER PS	11.015	2996	193,180.00	166,308.91	---	26,871.09
--------------------------	--------	------	------------	------------	-----	-----------

HUMAN RESOURCE CENTER E&E	11.015	2997	36,985.00	30,849.15	---	6,135.85
---------------------------	--------	------	-----------	-----------	-----	----------

OFFICE OF DIRECTOR E&E	11.005	3065	1,429.00	655.69	---	773.31
------------------------	--------	------	----------	--------	-----	--------

MO MEDICAID AUD & COMP PS	11.025	8028	1,531,410.00	1,475,012.58	---	56,397.42
---------------------------	--------	------	--------------	--------------	-----	-----------

MO MEDICAID AUD & COMP E&E	11.025	8030	1,642,507.00	1,125,073.32	---	517,433.68
----------------------------	--------	------	--------------	--------------	-----	------------

**STATE OF MISSOURI
SUMMARY OF APPROPRIATION ACTIVITY
GENERAL FUND - FEDERAL FUNDS
FOR THE APPROPRIATION YEAR 2013**

	H.B. No.	Appr. No.	Appropriations	Expenditures and Transfers Out	Reappropriations to 2014	Lapse of Appropriations
<u>Division of Finance and Administrative Services</u>						
Third Party Liability Collections Fund (0120)						
RECPT & DISBRSM T REFUNDS	11.055	6930	137,542.00	137,541.85	---	0.15
Title XIX Fund (0163)						
RECPT & DISBRSM T REFUNDS	11.055	6929	3,807,405.00	3,804,086.10	---	3,318.90
Federal and Other Fund (0189)						
RECPT & DISBRSM T REFUNDS	11.055	6348	17,613.00	17,612.55	---	0.45
Temporary Assistance for Needy Families Fund (0199)						
RECPT & DISBRSM T REFUNDS	11.055	6927	1,018.00	1,017.95	---	0.05
REVENUE MAXIMATION TANF	11.050	8388	695,000.00	686,403.00	---	8,597.00
Social Services and Other Sources Fund (0610)						
FINANCE & ADMIN SRVS PS	11.045	3117	1,039,067.00	915,791.03	---	123,275.97
FINANCE & ADMIN SRVS E&E	11.045	3118	252,473.00	152,841.50	---	99,631.50
REVENUE MAXIMATION E&E	11.050	6169	4,555,000.00	212,597.00	---	4,342,403.00
RECPT & DISBRSM T REFUNDS	11.055	6926	10,347,183.00	10,288,885.50	---	58,297.50
Federal Stimulus - Social Services Fund (2292)						
RECPT & DISBRSM T REFUNDS	11.055	8466	107,026.00	107,026.00	---	---
<u>Division of Legal Services</u>						
Third Party Liability Collections Fund (0120)						
LEGAL SERVICES PS	11.065	1009	563,219.00	495,430.45	---	67,788.55
LEGAL SERVICES E&E	11.065	1011	114,724.00	29,349.85	---	85,374.15
Social Services and Other Sources Fund (0610)						
LEGAL SERVICES PS	11.065	2964	3,025,599.00	3,025,533.17	---	65.83
LEGAL SERVICES E&E	11.065	2965	665,910.00	372,878.81	---	293,031.19
<u>Family Support Division</u>						
Family Services Donations Fund (0167)						
SVS FOR VISUALLY IMPAIRED	11.165	4854	99,995.00	---	---	99,995.00
POLK COUNTY TRUST	11.090	8462	10,000.00	8,375.27	---	1,624.73
Temporary Assistance for Needy Families Fund (0199)						
ADOLESCENT BOYS PROGRAM	11.100	3208	195,840.00	186,840.00	---	9,000.00
TEMPORARY ASSISTANCE	11.110	3597	114,239,996.00	98,967,117.42	---	15,272,878.58
COMMUNITY WORK SUPPORT	11.110	3616	3,900,000.00	---	---	3,900,000.00
FAMIS	11.095	4040	1,084,032.00	---	---	1,084,032.00
COMMUNITY PARTNERSHIP	11.100	5652	4,081,624.00	4,081,624.00	---	---

FAMILY SUPPORT ADMIN PS	11.070	6271	617,207.00	612,595.03	---	4,611.97
FAMILY SUPPORT ADMIN E&E	11.070	6272	1,906,084.00	1,906,084.00	---	---
IM FIELD STAFF/OPS PS	11.075	6282	19,092,841.00	19,048,191.29	---	44,649.71
IM FIELD STAFF/OPS E&E	11.075	6283	2,654,310.00	2,156,093.00	---	498,217.00
EBT E&E	11.085	8258	146,888.00	---	---	146,888.00
Social Services and Other Sources Fund (0610)						
FOOD DISTRIBUTION PRGM	11.145	0179	1,500,000.00	1,209,957.89	---	290,042.11
SVS FOR VISUALLY IMPAIRED	11.165	1416	6,372,075.00	5,965,706.82	---	406,368.18
BLIND ADMIN PS	11.160	1462	2,936,870.00	2,934,093.12	---	2,776.88
BLIND ADMIN E&E	11.160	1466	743,274.00	542,579.88	---	200,694.12
REFUGEE ASSISTANCE	11.130	3159	3,808,853.00	1,695,163.42	---	2,113,689.58
COMMUNITY SVS BLOCK GRANT	11.135	4499	19,644,171.00	15,507,311.61	---	4,136,859.39
ENERGY ASSISTANCE	11.150	4860	114,547,867.00	66,559,958.29	---	47,987,908.71
EBT E&E	11.085	5257	1,663,074.00	1,419,300.09	---	243,773.91
COMMUNITY PARTNERSHIP	11.100	5653	3,402,175.00	3,402,175.00	---	---
MO MENTORING PARTNERSHIP	11.100	5824	785,000.00	746,408.38	---	38,591.62
CSE FIELD STAFF/OPS PS	11.175	6263	18,519,105.00	16,857,710.75	---	1,661,394.25
CSE FIELD STAFF/OPS E&E	11.175	6264	5,710,063.00	4,828,801.36	---	881,261.64
FAMILY SUPPORT ADMIN PS	11.070	6273	4,300,312.00	4,299,671.57	---	640.43
FAMILY SUPPORT ADMIN E&E	11.070	6274	12,056,659.00	6,718,023.04	---	5,338,635.96
IM FIELD STAFF/OPS PS	11.075	6285	39,328,003.00	32,777,687.49	---	6,550,315.51
IM FIELD STAFF/OPS E&E	11.075	6286	2,919,485.00	2,917,597.05	---	1,887.95
FAMILY SUP STAFF TRNG	11.080	6291	136,449.00	64,815.72	---	71,633.28
CSE COUNTY REIMBURSEMENT	11.180	7548	14,886,582.00	13,624,991.23	---	1,261,590.77
DISTRIBUTION PASS THROUGH	11.185	7549	86,500,000.00	53,617,866.26	---	32,882,133.74
FOOD STAMP TRAINING	11.105	7658	9,294,560.00	8,652,119.28	---	642,440.72
BUSINESS ENTERPRISES	11.170	7901	30,000,000.00	26,498,979.42	---	3,501,020.58
ENERGY ASSISTANCE PS	11.150	8368	283,516.00	240,848.12	---	42,667.88
EMERGENCY SHELTER GRANTS	11.140	8467	1,880,000.00	444,007.65	---	1,435,992.35
FAMIS	11.095	9326	2,138,339.00	36,891.57	---	2,101,447.43
DOMESTIC VIOLENCE	11.155	9818	1,787,653.00	1,787,653.00	---	---
Federal Stimulus - Social Services Fund (2292)						
HOMELESSNESS PREVENTION	18.180	5647	2,986,153.70	462,324.48	---	2,523,829.22
SVS FOR VISUALLY IMPAIRED	18.185	5759	135,176.58	---	---	135,176.58
TEMPORARY ASSISTANCE	11.110	7845	1,205,764.00	1,040,200.50	---	165,563.50
FAMILY SUPP ADMIN HPRP PS	11.070	8243	12,900.00	---	---	12,900.00
<u>Children's Division</u>						
Third Party Liability Collections Fund (0120)						
CHILDREN'S ADMIN E&E	11.195	6300	50,000.00	393.75	---	49,606.25
Temporary Assistance for Needy Families Fund (0199)						
PURCHASE OF CHILD CARE	11.285	0180	13,071,331.00	4,154,297.62	---	8,917,033.38
CHILDREN'S TREATMENT SVS	11.210	1611	1,573,418.00	1,573,418.00	---	---
RESIDENTIAL TREATMENT SVS	11.220	1612	1,366,385.00	1,366,385.00	---	---

**STATE OF MISSOURI
SUMMARY OF APPROPRIATION ACTIVITY
GENERAL FUND - FEDERAL FUNDS
FOR THE APPROPRIATION YEAR 2013**

	H.B. No.	Appr. No.	Appropriations	Expenditures and Transfers Out	Reappropriations to 2014	Lapse of Appropriations
Social Services and Other Sources Fund (0610)						
RESIDENTIAL TREATMENT SVS	11.220	0034	20,739,377.00	20,738,937.56	---	439.44
CHILD ASSESSMENT CENTERS	11.260	0937	800,000.00	800,000.00	---	---
CASE MANAGEMENT CONTRACTS	11.235	1051	9,827,856.00	9,827,856.00	---	---
CHILDREN'S PROGRAM POOL	11.255	1736	9,121,599.00	6,923,197.34	---	2,198,401.66
IV-E AUTH JUVENILE COURT	11.265	1737	400,000.00	316,342.18	---	83,657.82
PURCHASE OF CHILD CARE	11.285	3593	102,774,215.00	87,070,744.18	---	15,703,470.82
ADOPTION RESOURCE CENTERS	11.245	4359	200,000.00	162,050.65	---	37,949.35
FOSTER CARE	11.220	4858	19,004,487.00	19,003,296.23	---	1,190.77
ADOP/GUARDIANSHIP SUBSIDY	11.240	5702	22,710,371.00	17,995,228.02	---	4,715,142.98
CHILDREN'S ADMIN PS	11.195	6296	3,197,583.00	3,150,139.62	---	47,443.38
CHILDREN'S ADMIN E&E	11.195	6297	2,674,579.00	2,496,892.03	---	177,686.97
CHILD FIELD STAFF/OPS PS	11.200	6303	42,488,568.00	41,560,774.31	---	927,793.69
CHILD FIELD STAFF/OPS E&E	11.200	6304	4,884,771.00	3,532,447.00	---	1,352,324.00
CHILDREN'S STAFF TRNG	11.205	6308	384,041.00	384,041.00	---	---
CHILD ABUSE/NEGLECT GRANT	11.275	6375	188,316.00	156,659.47	---	31,656.53
TRANSITIONAL LIVING	11.250	6868	373,228.00	369,641.07	---	3,586.93
CHILDREN'S TREATMENT CPT	11.210	7069	630,000.00	486,732.87	---	143,267.13
INDEPENDENT LIVING	11.250	7560	3,000,000.00	2,264,864.10	---	735,135.90
EDUCAT TRAINING VOUCHER	11.230	7932	1,050,000.00	888,464.11	---	161,535.89
FOSTER PARENT TRAINING	11.225	8141	172,920.00	104,691.68	---	68,228.32
IV-E AUTHORITY-CASAs	11.270	8261	200,000.00	16,953.43	---	183,046.57
FOSTER CARE OUTDOOR PRGRM	11.220	8294	123,780.00	123,780.00	---	---
FC PSYCHOTROPIC TRKG SYS	11.220	8333	810,000.00	---	---	810,000.00
HANDS UP PILOT PROGRAM	11.285	8342	60,000.00	---	---	60,000.00
PURCHASE OF CHILD CARE PS	11.285	8363	506,685.00	473,234.86	---	33,450.14
CHILDREN'S TREATMENT SVS	11.210	9318	3,496,034.00	3,496,034.00	---	---
Federal Stimulus - Social Services Fund (2292)						
CHILD CARE DEVELOPMENT	18.190	5760	1,240,780.06	---	---	1,240,780.06
EARLY CHILD ADV COUNCIL	18.175	8049	716,483.52	224,229.66	---	492,253.86
<u>Division of Youth Services</u>						
Social Services and Other Sources Fund (0610)						
YOUTH SERVICES ADMIN PS	11.290	2966	555,724.00	542,915.26	---	12,808.74
YOUTH SERVICES ADMIN E&E	11.290	2968	116,072.00	116,071.83	---	0.17
YOUTH TREATMENT PRGM PS	11.295	2969	22,505,528.00	21,712,824.76	---	792,703.24
YOUTH TREATMENT PRGM E&E	11.295	2970	6,522,500.00	5,698,228.99	---	824,271.01
SOCIAL SERVICES INSTIT	13.015	7770	769,092.00	769,092.00	---	---

MO HealthNet Division

Pharmacy Rebates Fund (0114)							
PHARMACY	11.430	1394	168,904,455.00	168,904,455.00	---	---	
CHILDREN'S HLTH INS PRGM	11.555	2870	225,430.00	225,430.00	---	---	
Third Party Liability Collections Fund (0120)							
MO HLTHNET SUPP POOL	11.600	0238	7,571,156.00	7,380,189.54	---	190,966.46	
MO HEALTHNET ADMIN PS	11.400	1387	379,370.00	378,787.41	---	582.59	
MO HEALTHNET ADMIN E&E	11.400	1388	491,996.00	421,729.45	---	70,266.55	
TPL CONTRACTS	11.415	1393	3,000,000.00	2,553,962.31	---	446,037.69	
CLINICAL SRVC MGMT	11.405	6904	924,911.00	464,474.84	---	460,436.16	
NURSING FACILITIES	11.465	6953	2,592,981.00	604,511.00	---	1,988,470.00	
PHARMACY	11.430	6995	5,252,468.00	5,252,468.00	---	---	
PHYSICIAN RELATED PROF	11.450	6996	1,906,107.00	1,906,107.00	---	---	
HOSPITAL CARE	11.510	6997	1,062,735.00	1,062,735.00	---	---	
Mental Health Fund (0148)							
MO HLTHNET SUPP POOL	11.600	8773	2,235,856.00	2,235,856.00	---	---	
Title XIX Fund (0163)							
MANAGED CARE	11.495	1784	705,693,852.00	679,298,296.17	---	26,395,555.83	
HOME HEALTH	11.465	1798	4,560,981.00	3,617,636.62	---	943,344.38	
PHARMACY	11.430	2526	580,702,050.00	575,744,678.73	---	4,957,371.27	
WOMEN'S HEALTH SRVC	11.550	2530	8,791,150.00	7,155,929.59	---	1,635,220.41	
CHILDREN'S HLTH INS PRGM	11.555	2867	130,434,010.00	125,688,849.93	---	4,745,160.07	
NEMT-OTHER DEPARTMENTS	11.480	3453	6,460,100.00	4,489,836.88	---	1,970,263.12	
PACE	11.465	4423	4,255,367.00	4,109,193.32	---	146,173.68	
IGT SAFETY NET HOSPITALS	11.540	5183	129,505,748.00	104,861,345.75	---	24,644,402.25	
NON-EMERGENCY TRANSPORT	11.480	5929	18,804,283.00	18,005,627.51	---	798,655.49	
SCHOOL DISTRICT CLAIMING	11.590	6226	54,653,770.00	19,553,028.79	---	35,100,741.21	
HOSPITAL CARE	11.510	6471	513,445,249.00	485,350,824.90	---	28,094,424.10	
NURSING FACILITIES	11.465	6473	342,117,357.00	339,877,400.39	---	2,239,956.61	
PHYS PYMTS SAFETY NET	11.515	6660	8,000,000.00	5,588,529.05	---	2,411,470.95	
MONITORING PROGRAM	11.510	6739	200,000.00	197,950.21	---	2,049.79	
PAGER PILOT	11.510	6745	215,000.00	215,000.00	---	---	
IGT DMH MEDICAID PROGRAM	11.545	7170	170,518,237.00	162,205,416.86	---	8,312,820.14	
FQHC DISTRIBUTION	11.520	7933	10,800,000.00	6,500,813.15	---	4,299,186.85	
IGT HEALTH CARE HOME	11.525	8109	6,000,000.00	1,736,759.06	---	4,263,240.94	
PHYSICIAN RELATED PROF	11.450	8197	405,021,427.00	394,081,094.18	---	10,940,332.82	
DENTAL	11.455	8199	12,609,934.00	8,714,751.81	---	3,895,182.19	
PREMIUM PAYMENTS	11.460	8201	112,862,413.00	112,862,413.00	---	---	
REHAB & SPECIALTY SVS	11.480	8205	159,701,775.00	149,857,610.30	---	9,844,164.70	
SUPPL PYMTS PUBLIC FACLTY	11.475	8236	5,799,595.00	---	---	5,799,595.00	
SUPPL PMTS PRIVATE FACLTY	11.475	8238	4,636,676.00	---	---	4,636,676.00	
PUBLIC FACLTY PASSTHROUGH	11.475	8240	17,946,847.00	---	---	17,946,847.00	
HOSPITAL HEALTH HOMES	11.525	8260	900,000.00	581,376.23	---	318,623.77	
MO HLTHNET SUPP POOL	11.600	9331	21,871,630.00	18,024,092.25	---	3,847,537.75	

**STATE OF MISSOURI
SUMMARY OF APPROPRIATION ACTIVITY
GENERAL FUND - FEDERAL FUNDS
FOR THE APPROPRIATION YEAR 2013**

	H.B. No.	Appr. No.	Appropriations	Expenditures and Transfers Out	Reappropriations to 2014	Lapse of Appropriations
Social Services and Other Sources Fund (0610)						
MO HEALTHNET ADMIN E&E	11.400	0215	3,368,557.00	2,814,522.56	---	554,034.44
WOMEN & MINORITY OUTREACH	11.410	1391	568,625.00	533,331.13	---	35,293.87
TPL CONTRACTS	11.415	1392	3,000,000.00	2,553,962.30	---	446,037.70
INFORMATION SYSTEMS	11.420	1439	34,526,783.00	33,992,229.70	---	534,553.30
INFO SYS MMIS EE	11.420	4192	12,033,387.00	6,196,739.81	---	5,836,647.19
MO HEALTHNET ADMIN PS	11.400	6378	4,996,743.00	4,916,298.87	---	80,444.13
CLINICAL SRVC MGMT	11.405	6767	12,215,288.00	11,175,158.64	---	1,040,129.36
Blind Pension Healthcare Fund (0726)						
BLIND PENSION HEALTHCARE	11.128	8338	18,045,720.00	18,045,720.00	---	---
Federal Budget Stabilization FMAP Extension Fund (2092)						
DMH FMAP ADJUSTMENT	18.195	8025	58.00	---	---	58.00
DESE FMAP ADJUSTMENT	18.200	8026	14.50	---	---	14.50
DSS FMAP ADJUSTMENT	18.205	8027	9.78	---	---	9.78
Federal Stimulus - Social Services Fund (2292)						
HEALTH TECH INCENTIVES	11.425	7962	100,000,000.00	62,680,768.57	---	37,319,231.43
<u>DEPARTMENT OF CORRECTIONS</u>						
<u>Office of the Director</u>						
Corrections Fund (0130)						
AMACHI	09.005	4607	71,024.00	71,024.00	---	---
FEDERAL PROGRAMS PS	09.015	8102	2,645,234.00	1,689,138.01	---	956,095.99
FEDERAL PROGRAMS EE	09.015	8103	7,287,279.00	2,568,573.37	---	4,718,705.63
<u>Division of Human Services</u>						
Corrections Fund (0130)						
FOOD PURCHASES	09.045	4287	250,000.00	184,816.91	---	65,183.09
Subtotals			8,578,068,860.00	7,381,823,542.72	36,221,078.00	1,160,024,239.28
Appropriated Transfers Out To:						
General Revenue Fund (0101)	10.070	T047	25,084,862.00	21,816,051.70	---	3,268,810.30
OA Information Technology Fund (0165)	06.335	T112	2,788,018.00	1,475,000.00	---	1,313,018.00
State Road Fund (0320)	18.035	T217	22,072,239.94	22,071,929.20	---	310.74
Multimodal Operations Fund (0126)	18.040	T219	1,862,934.00	1,609,300.00	---	253,634.00
Multimodal Operations Fund (0126)	18.045	T221	32,922,621.00	13,490,957.14	---	19,431,663.86

General Revenue Fund (0101)	05.525	T284	2,829,968.00	2,829,948.41	---	19.59
General Revenue Fund (0101)	05.525	T285	350.00	349.32	---	0.68
Social Security Contributions Fund (0702)	05.450	T292	29,476,578.00	28,456,520.11	---	1,020,057.89
Social Security Contributions Fund (0702)	05.450	T293	77,328.00	74,713.90	---	2,614.10
State Retirement Contributions Fund (0701)	05.465	T296	59,618,600.00	59,010,521.54	---	608,078.46
State Retirement Contributions Fund (0701)	05.465	T297	159,995.00	159,748.05	---	246.95
Missouri Consolidated Health Care Plan Benefit Fund (0765)	05.490	T303	93,100,794.00	92,647,226.62	---	453,567.38
Missouri Consolidated Health Care Plan Benefit Fund (0765)	05.490	T304	243,526.00	243,015.92	---	510.08
Economic Development Administrative Fund (0547)	07.010	T344	980,083.00	---	---	980,083.00
Insurance Dedicated Fund (0566)	07.415	T364	150,000.00	---	---	150,000.00
Missouri Office of Prosecution Services Fund (0680)	12.215	T465	100,000.00	---	---	100,000.00
Labor and Industrial Relations Administrative Fund (0122)	07.805	T471	4,413,943.00	3,401,313.00	---	1,012,630.00
Show-Me Heroes Fund (0995)	07.120	T517	500,000.00	129.41	---	499,870.59
General Revenue Fund (0101)	05.235	T541	58,240.00	58,238.06	---	1.94
Health Fund (0143)	05.235	T541	1,570.00	1,569.58	---	0.42
Public Safety Fund (0152)	05.235	T541	59,056.00	59,056.00	---	---
Veterans' Commission Capital Improvement Trust Fund (0304)	05.235	T541	561,387.00	561,386.63	---	0.37
General Revenue Fund (0101)	10.075	T545	105,000,000.00	98,858,777.00	---	6,141,223.00
General Revenue Fund (0101)	05.250	T564	62,062,000.00	44,000,000.00	---	18,062,000.00
Budget Reserve Fund (0100)	05.220	T567	7,003,218.00	7,003,218.00	---	---
Budget Reserve Fund (0100)	05.225	T568	794.00	793.90	---	0.10
Blind Pension Healthcare Fund (0726)	05.251	T610	18,045,720.00	18,045,720.00	---	---
Economic Development Administrative Fund (0547)	07.010	T616	19,917.00	7,537.39	---	12,379.61
Multimodal Operations Fund (0126)	14.085	T618	13,500,000.00	---	---	13,500,000.00
OA Information Technology Fund (0165)	10.015	T640	500,000.00	52,942.62	---	447,057.38
General Revenue Fund (0101)	05.245	T652	1,456,244.00	1,456,244.00	---	---
General Revenue Fund (0101)	05.245	T653	300,299.00	300,299.00	---	---
General Revenue Fund (0101)	05.245	T657	86.00	85.00	---	1.00
Labor and Industrial Relations Administrative Fund (0122)	07.810	T890	22,258.00	13,369.00	---	8,889.00
Labor and Industrial Relations Administrative Fund (0122)	07.810	T891	4,610,059.00	4,204,005.00	---	406,054.00
General Revenue Fund (0101)	10.080	T906	50,000,000.00	50,000,000.00	---	---
Subtotals			<u>539,582,687.94</u>	<u>471,909,965.50</u>	---	<u>67,672,722.44</u>
Totals			<u>\$ 9,117,651,547.94</u>	<u>\$ 7,853,733,508.22</u>	<u>\$ 36,221,078.00</u>	<u>\$ 1,227,696,961.72</u>

**STATE OF MISSOURI
SUMMARY OF APPROPRIATION ACTIVITY
SPECIAL REVENUE FUNDS
FOR THE APPROPRIATION YEAR 2013**

	H.B. No.	Appr. No.	Appropriations	Expenditures and Transfers Out	Reappropriations to 2014	Lapse of Appropriations
<u>LEGISLATURE</u>						
<u>Committee on Legislative Research</u>						
Statutory Revision Fund (0546)						
LEG RES-PUBLISH STATUTES	12.515	3035	\$ 207,509.00	\$ 126,524.31	\$ ---	\$ 80,984.69
<u>JUDICIARY</u>						
Judiciary Education and Training Fund (0847)						
JUDICIARY LEASING	13.005	6085	124,892.00	122,500.28	---	2,391.72
<u>Judicial Proceedings and Review</u>						
Basic Civil Legal Services Fund (0757)						
BASIC LEGAL SERVICES PS	12.300	7273	52,653.00	52,338.20	---	314.80
BASIC LEGAL SERVICES E&E	12.300	7274	10,266.00	4,562.00	---	5,704.00
BASIC LEGAL SERVICES	12.300	7518	5,000,000.00	3,587,349.24	---	1,412,650.76
<u>Office of State Courts Administrator</u>						
Statewide Court Automation Fund (0270)						
COURT AUTOMATION PS	12.305	0735	1,588,642.00	1,265,990.08	---	322,651.92
COURT AUTOMATION E&E	12.305	3137	2,885,181.00	2,171,077.29	---	714,103.71
Crime Victims' Compensation Fund (0681)						
ICM SUPPORT E&E	12.305	7087	887,200.00	887,200.00	---	---
Basic Civil Legal Services Fund (0757)						
BASIC LEGAL SERV CIP-PS	12.305	6845	31,535.00	29,592.00	---	1,943.00
BASIC LEGAL SERV CIP-EE	12.305	6846	300.00	300.00	---	---
State Court Administration Revolving Fund (0831)						
STATE COURTS ADMIN E&E	12.305	3031	35,000.00	32,315.84	---	2,684.16
Judiciary Education and Training Fund (0847)						
JUDICIAL TRNG & ED PS	12.305	4186	559,221.00	471,808.87	---	87,412.13
JUDICIAL TRNG & ED E&E	12.305	4187	843,688.00	527,516.97	---	316,171.03
<u>Circuit Courts</u>						
State Court Administration Revolving Fund (0831)						
CIRCUIT PERSONNEL E&E	12.345	6239	195,000.00	107,826.52	---	87,173.48
Domestic Relations Resolution Fund (0852)						
DOMESTIC RELATIONS	12.345	4618	300,000.00	236,175.80	---	63,824.20

Legal Defense and Defender

Legal Defense and Defender Fund (0670)							
PUBLIC DEFENDER COMM PS	12.400	0951	130,196.00	130,179.31	---	16.69	
PUBLIC DEFENDER COMM	12.400	7673	2,850,756.00	1,195,153.35	---	1,655,602.65	

EXECUTIVE**Secretary of State**

Secretary of State's Technology Trust Account Fund (0266)						
SEC OF STATE STATE OWNED	13.010	7774	7,086.00	7,063.16	---	22.84
Local Records Preservation Fund (0577)						
SEC OF STATE LEASING	13.005	6081	3,321.00	3,297.14	---	23.86
SEC OF STATE STATE OWNED	13.010	7775	18,489.00	18,471.12	---	17.88

Record Services

Local Records Preservation Fund (0577)						
SEC OF STATE PS	12.035	9491	1,062,096.00	625,357.39	---	436,738.61
SEC OF STATE E&E	12.035	9492	519,969.00	155,442.41	---	364,526.59
LOCAL RECORDS GRANTS	12.090	9835	400,000.00	---	---	400,000.00
Missouri State Archives - St. Louis Trust Fund (0770)						
DOCUMENT PRESERVATION	12.095	0781	1.00	---	---	1.00
State Document Preservation Fund (0836)						
DOCUMENT PRESERVATION E&E	12.095	3994	25,000.00	1,608.84	---	23,391.16

Information Technology Services

Secretary of State's Technology Trust Account Fund (0266)						
SEC OF STATE PS	12.035	2221	336,334.00	165,996.06	---	170,337.94
SEC OF STATE E&E	12.035	2222	3,161,180.00	1,235,944.89	---	1,925,235.11

State Auditor

Conservation Commission Fund (0609)						
STATE AUDITOR PS	12.145	2209	43,865.00	43,863.87	---	1.13
STATE AUDITOR E&E	12.145	2211	2,611.00	2,575.27	---	35.73
Parks Sales Tax Fund (0613)						
STATE AUDITOR PS	12.145	0059	21,908.00	21,907.90	---	0.10
Soil and Water Sales Tax Fund (0614)						
STATE AUDITOR PS	12.145	0060	21,125.00	21,124.80	---	0.20

State Treasurer

Treasurer's Information Fund (0255)						
TREASURER'S INFO FUND	12.150	0747	8,000.00	536.19	---	7,463.81

**STATE OF MISSOURI
SUMMARY OF APPROPRIATION ACTIVITY
SPECIAL REVENUE FUNDS
FOR THE APPROPRIATION YEAR 2013**

	H.B. No.	Appr. No.	Appropriations	Expenditures and Transfers Out	Reappropriations to 2014	Lapse of Appropriations
<u>Attorney General</u>						
Gaming Commission Fund (0286)						
ATTORNEY GENERAL PS	12.195	2314	109,997.00	92,344.64	---	17,652.36
ATTORNEY GENERAL E&E	12.195	3333	30,747.00	29,801.95	---	945.05
ATTORNEY GENERAL ST OWNED	13.010	7780	4,966.00	4,952.74	---	13.26
Natural Resources Protection - Water Pollution Permit Fee Subaccount Fund (0568)						
ATTORNEY GENERAL PS	12.195	1521	37,314.00	37,314.00	---	---
ATTORNEY GENERAL E&E	12.195	1522	4,715.00	4,715.00	---	---
ATTORNEY GENERAL ST OWNED	13.010	7782	10,079.00	10,078.92	---	0.08
Solid Waste Management Fund (0570)						
ATTORNEY GENERAL PS	12.195	1523	37,314.00	37,314.00	---	---
ATTORNEY GENERAL E&E	12.195	1524	5,215.00	5,215.00	---	---
Motor Vehicle Commission Fund (0588)						
ATTORNEY GENERAL PS	12.195	9618	38,553.00	37,663.74	---	889.26
ATTORNEY GENERAL E&E	12.195	9619	11,300.00	5,131.07	---	6,168.93
Health Spa Regulatory Fund (0589)						
ATTORNEY GENERAL E&E	12.195	0806	5,000.00	5,000.00	---	---
Natural Resources Protection - Air Pollution Permit Fee Subaccount Fund (0594)						
ATTORNEY GENERAL PS	12.195	1525	37,288.00	37,288.00	---	---
ATTORNEY GENERAL E&E	12.195	1526	4,715.00	4,715.00	---	---
Soil and Water Sales Tax Fund (0614)						
ATTORNEY GENERAL PS	12.195	1527	12,431.00	12,431.00	---	---
ATTORNEY GENERAL E&E	12.195	1528	2,267.00	2,267.00	---	---
Workers' Compensation Fund (0652)						
ATTORNEY GENERAL PS	12.195	2316	268,061.00	217,437.97	---	50,623.03
ATTORNEY GENERAL LEASING	13.005	3188	81,089.00	75,553.37	---	5,535.63
ATTORNEY GENERAL E&E	12.195	7588	204,053.00	5,665.66	---	198,387.34
ATTORNEY GENERAL ST OWNED	13.010	7783	33,099.00	33,092.44	---	6.56
Workers' Compensation - Second Injury Fund (0653)						
ATTORNEY GENERAL LEASING	13.005	3189	81,114.00	75,553.37	---	5,560.63
ATTORNEY GENERAL PS	12.195	4011	1,986,090.00	1,580,313.30	---	405,776.70
ATTORNEY GENERAL E&E	12.195	4012	1,068,526.00	851,780.99	---	216,745.01
ATTORNEY GENERAL ST OWNED	13.010	7784	33,102.00	33,092.44	---	9.56

Hazardous Waste Fund (0676)							
ATTORNEY GENERAL PS	12.195	1556	287,657.00	287,657.00	---	---	
ATTORNEY GENERAL E&E	12.195	1557	14,880.00	14,880.00	---	---	
ATTORNEY GENERAL LEASING	13.005	2005	9,366.00	9,343.99			22.01
ATTORNEY GENERAL ST OWNED	13.010	7786	9,932.00	9,905.48	---		26.52
Safe Drinking Water Fund (0679)							
ATTORNEY GENERAL PS	12.195	1558	12,458.00	12,458.00	---	---	
ATTORNEY GENERAL E&E	12.195	1559	2,265.00	2,265.00	---	---	
Missouri Office of Prosecution Services Fund (0680)							
ATTORNEY GENERAL LEASING	13.005	2022	34,006.00	33,027.73	---		978.27
Attorney General Trust Fund (0794)							
ATTORNEY GENERAL TRUST E&E	12.220	7053	265,505.00	265,504.52	---		0.48
Inmate Incarceration Reimbursement Act Revolving Fund (0828)							
ATTORNEY GENERAL E&E	12.195	4183	45,640.00	30,326.24	---		15,313.76
ATTORNEY GENERAL PS	12.195	4204	93,707.00	80,147.99	---		13,559.01
ATTORNEY GENERAL ST OWNED	13.010	7787	9,932.00	9,905.48	---		26.52
Mined Land Reclamation Fund (0906)							
ATTORNEY GENERAL PS	12.195	1560	12,431.00	12,431.00	---	---	
ATTORNEY GENERAL E&E	12.195	1561	2,262.00	2,262.00	---	---	

Missouri Office of Prosecution Services

Missouri Office of Prosecution Services Fund (0680)							
OFFICE OF PROS SVS PS	12.210	7337	313,083.00	236,712.76	---		76,370.24
OFFICE OF PROS SVS E&E	12.210	7338	1,713,795.00	225,156.16	---		1,488,638.84
Missouri Office of Prosecution Services Revolving Fund (0844)							
OFFICE OF PROS SVS E&E	12.210	4106	150,000.00	44,261.68	---		105,738.32

OFFICE OF ADMINISTRATION

Commissioner's Office

Early Childhood Development, Education and Care Fund (0859)							
EARLY CHILDHOOD PROGRAM	05.151	8346	8,312,848.00	7,679,092.58	---		633,755.42

Division of Accounting

Secretary of State's Technology Trust Fund Account Fund (0266)							
UNEMPLOYMENT BENEFITS	05.480	8643	6,401.00	6,400.00	---		1.00
Missouri Air Emission Reduction Fund (0267)							
UNEMPLOYMENT BENEFITS	05.480	7429	183.00	181.47	---		1.53
Nursing Facility Quality of Care Fund (0271)							
UNEMPLOYMENT BENEFITS	05.480	6341	2,647.00	852.98	---		1,794.02

**STATE OF MISSOURI
SUMMARY OF APPROPRIATION ACTIVITY
SPECIAL REVENUE FUNDS
FOR THE APPROPRIATION YEAR 2013**

	H.B. No.	Appr. No.	Appropriations	Expenditures and Transfers Out	Reappropriations to 2014	Lapse of Appropriations
Division of Tourism Supplemental Revenue Fund (0274)						
UNEMPLOYMENT BENEFITS	05.480	6971	11.00	---	---	11.00
Health Initiatives Fund (0275)						
UNEMPLOYMENT BENEFITS	05.480	5990	5,958.00	5,956.64	---	1.36
TEACHER RETIREMENT CONTR	05.475	6105	5,000.00	46.27	---	4,953.73
Gaming Commission Fund (0286)						
UNEMPLOYMENT BENEFITS	05.480	6671	4,939.00	---	---	4,939.00
Animal Care Reserve Fund (0295)						
UNEMPLOYMENT BENEFITS	05.480	6672	2,617.00	2,615.27	---	1.73
Missouri Public Health Services Fund (0298)						
UNEMPLOYMENT BENEFITS	05.480	2310	1,316.00	259.20	---	1,056.80
Commodity Council Merchandising Fund (0406)						
UNEMPLOYMENT BENEFITS	05.480	7029	2,488.00	---	---	2,488.00
Insurance Examiners Fund (0552)						
UNEMPLOYMENT BENEFITS	05.480	6674	8,320.00	---	---	8,320.00
Professional and Practical Nursing Student Loan and Nurse Loan Repayment Fund (0565)						
UNEMPLOYMENT BENEFITS	05.480	4489	89.00	---	---	89.00
Insurance Dedicated Fund (0566)						
UNEMPLOYMENT BENEFITS	05.480	6002	19,852.00	10,234.16	---	9,617.84
Natural Resources Protection - Water Pollution Permit Fee Subaccount Fund (0568)						
UNEMPLOYMENT BENEFITS	05.480	6797	3,237.00	609.98	---	2,627.02
Solid Waste Management Fund (0570)						
UNEMPLOYMENT BENEFITS	05.480	6675	5,760.00	---	---	5,760.00
Chemical Emergency Preparedness Fund (0587)						
UNEMPLOYMENT BENEFITS	05.480	3006	4,467.00	---	---	4,467.00
Motor Vehicle Commission Fund (0588)						
UNEMPLOYMENT BENEFITS	05.480	6718	2,512.00	---	---	2,512.00
Natural Resources Protection - Air Pollution Permit Fee Subaccount Fund (0594)						
UNEMPLOYMENT BENEFITS	05.480	6154	1,997.00	1,995.24	---	1.76
Public Service Commission Fund (0607)						
UNEMPLOYMENT BENEFITS	05.480	6343	4,894.00	4,295.39	---	598.61
Conservation Commission Fund (0609)						
UNEMPLOYMENT BENEFITS	05.480	2240	134,264.00	125,516.04	---	8,747.96

Parks Sales Tax Fund (0613)							
UNEMPLOYMENT BENEFITS	05.480	6237	253,432.00	77,889.56	---	---	175,542.44
Soil and Water Sales Tax Fund (0614)							
UNEMPLOYMENT BENEFITS	05.480	6238	5,760.00	---	---	---	5,760.00
State School Money Fund (0616)							
TEACHER RETIREMENT CONTR	05.475	3014	38,460.00	---	---	---	38,460.00
Social Services Educational Improvement Fund (0620)							
TEACHER RETIREMENT CONTR	05.475	3440	27,100.00	1,046.84	---	---	26,053.16
UNEMPLOYMENT BENEFITS	05.480	6003	15,218.00	6,318.68	---	---	8,899.32
Blind Pension Fund (0621)							
UNEMPLOYMENT BENEFITS	05.480	6344	674.00	672.75	---	---	1.25
State Board of Nursing Fund (0635)							
UNEMPLOYMENT BENEFITS	05.480	6799	216.00	---	---	---	216.00
Board of Pharmacy Fund (0637)							
UNEMPLOYMENT BENEFITS	05.480	8133	768.00	766.00	---	---	2.00
Real Estate Commission Fund (0638)							
UNEMPLOYMENT BENEFITS	05.480	0790	159.00	---	---	---	159.00
State Highways and Transportation Department Fund (0644)							
HWY PATROL UNEMPLOY	05.485	6365	169,942.00	26,384.89	---	---	143,557.11
Grain Inspection Fees Fund (0647)							
UNEMPLOYMENT BENEFITS	05.480	6004	20,238.00	20,236.86	---	---	1.14
Workers' Compensation Fund (0652)							
UNEMPLOYMENT BENEFITS	05.480	6005	30,072.00	5,360.00	---	---	24,712.00
Workers' Compensation - Second Injury Fund (0653)							
UNEMPLOYMENT BENEFITS	05.480	6346	4,977.00	4,261.00	---	---	716.00
Groundwater Protection Fund (0660)							
UNEMPLOYMENT BENEFITS	05.480	6347	18.00	---	---	---	18.00
Legal Defense and Defender Fund (0670)							
UNEMPLOYMENT BENEFITS	05.480	6749	6,903.00	---	---	---	6,903.00
Criminal Record System Fund (0671)							
UNEMPLOYMENT BENEFITS	05.480	8228	2,799.00	2,797.65	---	---	1.35
Hazardous Waste Fund (0676)							
UNEMPLOYMENT BENEFITS	05.480	6151	1,601.00	1,600.00	---	---	1.00
Economic Development Advancement Fund (0783)							
UNEMPLOYMENT BENEFITS	05.480	7475	1,229.00	---	---	---	1,229.00
Early Childhood Development, Education and Care Fund (0859)							
UNEMPLOYMENT BENEFITS	05.480	4268	261.00	---	---	---	261.00
Guaranty Agency Operating Fund (0880)							
UNEMPLOYMENT BENEFITS	05.480	6357	1,246.00	1,245.00	---	---	1.00
Missouri National Guard Trust Fund (0900)							
UNEMPLOYMENT BENEFITS	05.480	1157	9,064.00	9,062.43	---	---	1.57

**STATE OF MISSOURI
SUMMARY OF APPROPRIATION ACTIVITY
SPECIAL REVENUE FUNDS
FOR THE APPROPRIATION YEAR 2013**

	H.B. No.	Appr. No.	Appropriations	Expenditures and Transfers Out	Reappropriations to 2014	Lapse of Appropriations
Special Employment Security Fund (0949)						
UNEMPLOYMENT BENEFITS	05.480	6750	1,600.00	---	---	1,600.00
Agriculture Protection Fund (0970)						
UNEMPLOYMENT BENEFITS	05.480	8135	2,191.00	2,189.23	---	1.77
<u>Information Technology Services Division</u>						
Elevator Safety Fund (0257)						
DPS IT CONSOLIDATION E&E	05.020	1296	9,190.00	9,024.16	---	165.84
Missouri Arts Council Trust Fund (0262)						
DED IT CONSOLIDATION E&E	05.020	1297	23,060.00	4,712.42	---	18,347.58
Missouri Commission for the Deaf Board of Certification of Interpreters Fund (0264)						
DESE IT CONSOLIDATION E&E	05.020	1298	7,997.00	1,841.83	---	6,155.17
DESE IT CONSOLIDATION PS	05.020	8637	5,000.00	313.07	---	4,686.93
Nursing Facility Quality of Care Fund (0271)						
DHSS IT CONSOLIDATION PS	05.020	1301	424,138.00	277,927.97	---	146,210.03
DHSS IT CONSOLIDATION E&E	05.020	1302	104,038.00	32,196.99	---	71,841.01
Division of Tourism Supplemental Revenue Fund (0274)						
DED IT CONSOLIDATION E&E	05.020	1303	55,704.00	14,374.46	---	41,329.54
Health Initiatives Fund (0275)						
DSS IT CONSOLIDATION PS	05.020	1306	5,599.00	4,713.57	---	885.43
DHSS IT CONSOLIDATION E&E	05.020	1308	40,195.00	40,085.97	---	109.03
DSS IT CONSOLIDATION EE	05.020	2227	67.00	65.00	---	2.00
Lottery Proceeds Fund (0291)						
DESE IT CONSOLIDATION E&E	05.020	1313	112,642.00	109,222.10	---	3,419.90
Animal Health Laboratory Fee Fund (0292)						
MDA IT CONSOLIDATION PS	05.020	1314	5,493.00	---	---	5,493.00
MDA IT CONSOLIDATION E&E	05.020	1315	5,921.00	1,529.89	---	4,391.11
Mammography Fund (0293)						
DHSS IT CONSOLIDATION E&E	05.020	1327	4,637.00	3,737.37	---	899.63
Animal Care Reserve Fund (0295)						
MDA IT CONSOLIDATION PS	05.020	1331	7,147.00	---	---	7,147.00
MDA IT CONSOLIDATION E&E	05.020	1332	9,401.00	2,035.06	---	7,365.94
Elderly Home-Delivered Meals Trust Fund (0296)						
DOR IT CONSOLIDATION E&E	05.020	2912	10,970.00	10,970.00	---	---

Missouri Public Health Services Fund (0298)							
DHSS IT CONSOLIDATION E&E	05.020	1333	741,218.00	548,425.87	---	---	192,792.13
DHSS IT CONSOLIDATION PS	05.020	2234	162,939.00	161,775.10	---	---	1,163.90
Livestock Brands Fund (0299)							
MDA IT CONSOLIDATION PS	05.020	1334	236.00	---	---	---	236.00
MDA IT CONSOLIDATION E&E	05.020	1337	2,998.00	768.84	---	---	2,229.16
Commodity Council Merchandising Fund (0406)							
MDA IT CONSOLIDATION PS	05.020	1339	348.00	---	---	---	348.00
MDA IT CONSOLIDATION E&E	05.020	1340	776.00	772.51	---	---	3.49
Division of Credit Unions Fund (0548)							
DIFP IT CONSOLIDATION E&E	05.020	1372	6,606.00	5,260.00	---	---	1,346.00
Division of Finance Fund (0550)							
DIFP IT CONSOLIDATION PS	05.020	1375	52,230.00	47,104.17	---	---	5,125.83
DIFP IT CONSOLIDATION E&E	05.020	1376	108,289.00	105,284.27	---	---	3,004.73
Insurance Examiners Fund (0552)							
DOI IT CONSOLIDATION E&E	05.020	1378	121,328.00	63,734.93	---	---	57,593.07
Deaf Relay Service and Equipment Distribution Program Fund (0559)							
DESE IT CONSOLIDATION E&E	05.020	2343	12,990.00	7,680.95	---	---	5,309.05
Professional and Practical Nursing Student Loan and Nurse Loan Repayment Fund (0565)							
DHSS IT CONSOLIDATION E&E	05.020	1381	5,595.00	4,446.06	---	---	1,148.94
DHSS IT CONSOLIDATION PS	05.020	7852	1,500.00	1,081.05	---	---	418.95
Insurance Dedicated Fund (0566)							
DOI IT CONSOLIDATION PS	05.020	1383	611,595.00	463,579.42	---	---	148,015.58
DOI IT CONSOLIDATION E&E	05.020	1395	401,969.00	216,640.22	---	---	185,328.78
Natural Resources Protection - Water Pollution Permit Fee Subaccount Fund (0568)							
DNR IT CONSOLIDATION E&E	05.020	1398	56,584.00	52,418.37	---	---	4,165.63
Livestock Sales and Markets Fees Fund (0581)							
MDA IT CONSOLIDATION PS	05.020	1408	397.00	---	---	---	397.00
MDA IT CONSOLIDATION E&E	05.020	1412	260.00	91.72	---	---	168.28
Chemical Emergency Preparedness Fund (0587)							
DPS IT CONSOLIDATION E&E	05.020	1447	11,425.00	2,400.00	---	---	9,025.00
Motor Vehicle Commission Fund (0588)							
DOR IT CONSOLIDATION PS	05.020	2235	20,163.00	17,336.86	---	---	2,826.14
DOR IT CONSOLIDATION E&E	05.020	2859	37,805.00	37,805.00	---	---	---
Conservation Commission Fund (0609)							
DOR IT CONSOLIDATION E&E	05.020	2917	33,198.00	33,198.00	---	---	---
Blind Pension Fund (0621)							
DSS IT CONSOLIDATION E&E	05.020	1487	29,591.00	29,591.00	---	---	---
Livestock Dealer Law Enforcement and Administration Fund (0624)							
MDA IT CONSOLIDATION PS	05.020	1488	153.00	---	---	---	153.00
MDA IT CONSOLIDATION E&E	05.020	1489	95.00	---	---	---	95.00

**STATE OF MISSOURI
SUMMARY OF APPROPRIATION ACTIVITY
SPECIAL REVENUE FUNDS
FOR THE APPROPRIATION YEAR 2013**

	H.B. No.	Appr. No.	Appropriations	Expenditures and Transfers Out	Reappropriations to 2014	Lapse of Appropriations
State Highways and Transportation Department Fund (0644)						
DOR IT CONSOLIDATION PS	05.020	2237	878,068.00	835,964.11	---	42,103.89
DOR IT CONSOLIDATION E&E	05.020	2239	2,793,388.00	2,646,842.79	---	146,545.21
Milk Inspection Fees Fund (0645)						
MDA IT CONSOLIDATION PS	05.020	1504	1,509.00	---	---	1,509.00
MDA IT CONSOLIDATION E&E	05.020	1505	4,960.00	652.95	---	4,307.05
Health and Senior Services Document Services Fund (0646)						
DHSS IT CONSOLIDATION PS	05.020	1506	20,383.00	---	---	20,383.00
DHSS IT CONSOLIDATION E&E	05.020	1507	108,306.00	4,054.02	---	104,251.98
Grain Inspection Fees Fund (0647)						
MDA IT CONSOLIDATION PS	05.020	1508	10,558.00	---	---	10,558.00
MDA IT CONSOLIDATION E&E	05.020	1509	33,836.00	24,421.05	---	9,414.95
Workers' Compensation Fund (0652)						
DOLIR IT CONSOLIDATION EE	05.020	1511	326,432.00	306,165.43	---	20,266.57
Petroleum Inspection Fund (0662)						
MDA IT CONSOLIDATION PS	05.020	1519	85,093.00	52,239.64	---	32,853.36
MDA IT CONSOLIDATION E&E	05.020	1520	47,987.00	4,130.16	---	43,856.84
Hazardous Waste Fund (0676)						
DHSS IT CONSOLIDATION E&E	05.020	3690	7,895.00	7,858.15	---	36.85
Safe Drinking Water Fund (0679)						
DHSS IT CONSOLIDATION E&E	05.020	7891	1,185.00	1,172.00	---	13.00
Crime Victims' Compensation Fund (0681)						
DPS IT CONSOLIDATION E&E	05.020	1590	3,999.00	694.58	---	3,304.42
DPS/DOLIR IT CONSOL E&E	05.020	1659	21,552.00	602.00	---	20,950.00
DPS/DOLIR IT CONSOL PS	05.020	2339	12,278.00	---	---	12,278.00
Agriculture Business Development Fund (0683)						
MDA IT CONSOLIDATION E&E	05.020	1602	2,491.00	282.67	---	2,208.33
Children's Trust Fund (0694)						
OA IT CONSOLIDATION E&E	05.020	3613	1,100.00	407.48	---	692.52
OA ITSD EMPL BENEFITS E&E	05.020	8138	1,000,000.00	---	---	1,000,000.00
Boiler and Pressure Vessels Safety Fund (0744)						
DPS IT CONSOLIDATION E&E	05.020	2135	14,020.00	13,174.10	---	845.90
Missouri Rx Plan Fund (0779)						
DSS IT CONSOLIDATION E&E	05.020	2333	15,000.00	15,000.00	---	---
Putative Father Registry Fund (0780)						
DHSS IT CONSOLIDATION E&E	05.020	1625	12,300.00	3,046.20	---	9,253.80

Organ Donor Program Fund (0824)							
DHSS IT CONSOLIDATION PS	05.020	1626	9,025.00	1,069.45	---	7,955.55	
DHSS IT CONSOLIDATION E&E	05.020	1627	75,825.00	58,285.55	---	17,539.45	
Child Labor Enforcement Fund (0826)							
DOLIR IT CONSOLIDATION EE	05.020	1628	14,995.00	6.05	---	14,988.95	
Early Childhood Development, Education and Care Fund (0859)							
DHSS IT CONSOLIDATION E&E	05.020	1630	23,849.00	10,979.86	---	12,869.14	
DSS IT CONSOLIDATION PS	05.020	1632	1,511.00	1,263.03	---	247.97	
OA IT CONSOLIDATION E&E	05.020	8641	160,000.00	159,068.00	---	932.00	
Guaranty Agency Operating Fund (0880)							
DHE IT CONSOLIDATION PS	05.020	1633	663,273.00	319,988.01	---	343,284.99	
DHE IT CONSOLIDATION E&E	05.020	1634	251,592.00	83,314.80	---	168,277.20	
Agriculture Development Fund (0904)							
MDA IT CONSOLIDATION PS	05.020	1650	1,100.00	---	---	1,100.00	
MDA IT CONSOLIDATION E&E	05.020	1652	879.00	110.47	---	768.53	
Special Employment Security Fund (0949)							
DOLIR IT CONSOLIDATION EE	05.020	1656	109,999.00	16,308.91	---	93,690.09	
Unemployment Automation Fund (0953)							
DOLIR IT CONSOLIDATION PS	05.020	4398	288,679.00	---	---	288,679.00	
DOLIR IT CNSL COMP SYSTEM	05.020	4446	4,998,225.00	---	---	4,998,225.00	

**Division of Facilities Management,
Design and Construction**

State Capitol Commission Fund (0745)						
2ND STATE CAPITOL COMM	05.080	6364	25,000.00	---	---	25,000.00

Division of General Services

Conservation Commission Fund (0609)						
WORKERS' COMP & SIF TAX	05.530	3439	60,000.00	30,716.41	---	29,283.59
WORKERS' COMPENSATION	05.520	4542	1,078,900.00	1,050,981.14	---	27,918.86

Children's Trust Fund

Children's Trust Fund (0694)						
CTF PROGRAMS	05.130	5608	3,360,000.00	3,212,961.58	---	147,038.42
OA STATE OWNED	13.010	7675	13,743.00	13,561.36	---	181.64
CHILDREN'S TRUST FUND PS	05.130	8371	213,845.00	211,441.22	---	2,403.78
CHILDREN'S TRUST FUND E&E	05.130	8372	141,001.00	49,177.54	---	91,823.46

DEPARTMENT OF AGRICULTURE

Animal Health Laboratory Fee Fund (0292)						
AGRICULTURE LEASING	13.005	2475	43,548.00	41,780.97	---	1,767.03
AGRICULTURE STATE OWNED	13.010	7808	29,687.00	29,592.31	---	94.69
Animal Care Reserve Fund (0295)						
AGRICULTURE STATE OWNED	13.010	7678	1,879.00	1,871.22	---	7.78

**STATE OF MISSOURI
SUMMARY OF APPROPRIATION ACTIVITY
SPECIAL REVENUE FUNDS
FOR THE APPROPRIATION YEAR 2013**

	H.B. No.	Appr. No.	Appropriations	Expenditures and Transfers Out	Reappropriations to 2014	Lapse of Appropriations
Commodity Council Merchandising Fund (0406)						
AGRICULTURE STATE OWNED	13.010	7679	2,675.00	2,663.55	---	11.45
Milk Inspection Fees Fund (0645)						
AGRICULTURE STATE OWNED	13.010	7681	4,661.00	4,643.58	---	17.42
Grain Inspection Fees Fund (0647)						
AGRICULTURE LEASING	13.005	1474	25,781.00	25,764.40	---	16.60
AGRICULTURE STATE OWNED	13.010	7682	3,345.00	3,329.97	---	15.03
Petroleum Inspection Fund (0662)						
AGRICULTURE LEASING	13.005	0653	7,463.00	6,439.24	---	1,023.76
AGRICULTURE STATE OWNED	13.010	7683	88,264.00	87,991.41	---	272.59
Agriculture Business Development Fund (0683)						
AGRICULTURE STATE OWNED	13.010	7684	2,691.00	2,678.52	---	12.48
Boll Weevil Suppression and Eradication Fund (0823)						
AGRICULTURE STATE OWNED	13.010	7685	1,423.00	1,416.90	---	6.10
Agriculture Development Fund (0904)						
AGRICULTURE STATE OWNED	13.010	7686	1,518.00	1,511.71	---	6.29
Agriculture Protection Fund (0970)						
AGRICULTURE LEASING	13.005	8194	1,756.00	1,731.52	---	24.48
AGRICULTURE STATE OWNED	13.010	8245	234,374.00	181,705.57	---	52,668.43
<u>Office of Director</u>						
Animal Health Laboratory Fee Fund (0292)						
DIRECTOR'S OFFICE PS	06.005	7904	70,000.00	69,912.13	---	87.87
Livestock Brands Fund (0299)						
DIRECTOR'S OFFICE PS	06.005	7908	3,259.00	3,259.00	---	---
DIRECTOR'S OFFICE E&E	06.005	7909	9,692.00	8,769.28	---	922.72
Grain Inspection Fees Fund (0647)						
DIRECTOR'S OFFICE PS	06.005	7922	55,476.00	54,707.70	---	768.30
DIRECTOR'S OFFICE E&E	06.005	7923	7,342.00	1,532.98	---	5,809.02
Petroleum Inspection Fund (0662)						
DIRECTOR'S OFFICE PS	06.005	7926	33.00	32.20	---	0.80
Veterinary Student Loan Payment Fund (0803)						
VETERINARY ST LOAN PRG	06.010	3209	180,000.00	120,000.00	---	60,000.00
Agriculture Protection Fund (0970)						
DIRECTOR'S OFFICE PS	06.005	7855	696,252.00	696,252.00	---	---
DIRECTOR'S OFFICE E&E	06.005	7856	143,488.00	143,487.99	---	0.01
REFUND ACCOUNT	06.005	7857	13,500.00	4,726.07	---	8,773.93

Division of Animal Health

Animal Health Laboratory Fee Fund (0292)							
ANIMAL HEALTH ADMIN PS	06.080	1222	162,292.00	35,412.79	---	126,879.21	
ANIMAL HEALTH ADMIN E&E	06.080	2186	547,316.00	547,313.00	---	3.00	
Animal Care Reserve Fund (0295)							
ANIMAL HEALTH ADMIN PS	06.080	1224	536,762.00	268,345.73	---	268,416.27	
ANIMAL HEALTH ADMIN E&E	06.080	2187	293,583.00	196,439.03	---	97,143.97	
Livestock Brands Fund (0299)							
LIVESTOCK BRANDS PRGM	06.080	1227	36,925.00	7,235.72	---	29,689.28	
ANIMAL HEALTH ADMIN PS	06.080	8720	20,000.00	18,989.84	---	1,010.16	
Livestock Sales and Markets Fees Fund (0581)							
LIVESTOCK MARKETS	06.080	9462	32,115.00	8,831.65	---	23,283.35	
Livestock Dealer Law Enforcement and Administration Fund (0624)							
LIVESTOCK DEALER LAW	06.080	8830	11,677.00	---	---	11,677.00	
Missouri Pet Spay/Neuter Fund (0747)							
ANIMAL HEALTH ADMIN E&E	06.080	2830	50,000.00	19,615.00	---	30,385.00	
Agriculture Protection Fund (0970)							
ANIMAL HEALTH ADMIN E&E	06.080	7863	2,462.00	2,445.15	---	16.85	

Division of Grain Inspection and Warehousing

Commodity Council Merchandising Fund (0406)						
COMMODITY MERCHDNG PS	06.090	2417	76,543.00	56,483.00	---	20,060.00
COMMODITY MERCHDNG E&E	06.090	2418	21,526.00	7,803.66	---	13,722.34
Aquaculture Marketing Development Fund (0573)						
MO AQUACULTURE COUNCIL	06.095	2419	11,000.00	4,004.90	---	6,995.10
Apple Merchandising Fund (0615)						
RES & MKT DEV OF APPLES	06.095	2421	11,000.00	---	---	11,000.00
Grain Inspection Fees Fund (0647)						
GRAIN INSPECTION SVS E&E	06.090	2388	274,636.00	215,078.60	---	59,557.40
GRAIN INSPECTION SVS PS	06.090	3201	1,500,381.00	938,410.81	---	561,970.19
PAYMENT OF FED USER FEE	06.090	4552	100,000.00	61,428.32	---	38,571.68
Missouri Wine Marketing and Research Development Fund (0855)						
WINE MKTNG & RESEARCH	06.095	0554	111,000.00	35,627.97	---	75,372.03
Agriculture Protection Fund (0970)						
GRAIN REGULATORY SVS E&E	06.090	7865	44,170.00	30,378.85	---	13,791.15

Division of Plant Industries

Boll Weevil Suppression and Eradication Fund (0823)						
BOLL WEEVIL ERADICAT PS	06.100	0556	38,948.00	---	---	38,948.00
BOLL WEEVIL ERADICAT E&E	06.100	0557	29,780.00	41.75	---	29,738.25

**STATE OF MISSOURI
SUMMARY OF APPROPRIATION ACTIVITY
SPECIAL REVENUE FUNDS
FOR THE APPROPRIATION YEAR 2013**

	H.B. No.	Appr. No.	Appropriations	Expenditures and Transfers Out	Reappropriations to 2014	Lapse of Appropriations
Agriculture Protection Fund (0970)						
PLANT INDUSTRIES PRGM PS	06.100	7866	1,610,425.00	1,573,475.87	---	36,949.13
PLANT INDUSTRIES PRGM E&E	06.100	7867	801,651.00	761,731.41	---	39,919.59
GYPSEY MOTH CNTRL PRGM PS	06.100	7868	128,107.00	122,891.41	---	5,215.59
GYPSEY MOTH CNTRL PRGM E&E	06.100	7869	58,000.00	30,975.38	---	27,024.62
<u>Division of Weights and Measures</u>						
Petroleum Inspection Fund (0662)						
WEIGHTS & MEASURES E&E	06.105	2573	757,817.00	396,314.36	---	361,502.64
WEIGHTS & MEASURES PS	06.105	8381	1,531,705.00	1,331,105.67	---	200,599.33
Agriculture Protection Fund (0970)						
WEIGHTS & MEASURES PS	06.105	7870	510,583.00	506,684.61	---	3,898.39
WEIGHTS & MEASURES E&E	06.105	7871	401,557.00	401,557.00	---	---
<u>State Milk Board</u>						
Milk Inspection Fees Fund (0645)						
STATE MILK BOARD PS	06.130	0265	329,208.00	267,237.10	---	61,970.90
STATE MILK BOARD E&E	06.130	0267	297,432.00	158,008.30	---	139,423.70
MILK BOARD LOCAL HLTH	06.130	0268	803,212.00	632,872.96	---	170,339.04
State Contracted Manufacturing Dairy Plant Inspection and Grading Fee Fund (0661)						
DAIRY PLANT INSPECTIONS	06.130	7362	7,754.00	---	---	7,754.00
<u>Agric Business Development Division</u>						
Aquaculture Marketing Development Fund (0573)						
AGRI BUSINESS DEV PS	06.025	5027	9,103.00	---	---	9,103.00
Agriculture Business Development Fund (0683)						
AGRI BUS GOV'S CONF ON AG	06.025	2114	216,593.00	---	---	216,593.00
AGRI MISSOURI PROGRAM E&E	06.030	7034	10,000.00	---	---	10,000.00
AGRI BUSINESS DEV PS	06.025	7345	8,435.00	---	---	8,435.00
AGRI BUSINESS DEV E&E	06.025	7346	213,775.00	54,773.34	---	159,001.66
Agriculture Development Fund (0904)						
AG DEVELOPMENT PRGM PS	06.075	5394	73,817.00	45,013.00	---	28,804.00
AG DEVELOPMENT PRGM E&E	06.075	5395	46,987.00	20,857.99	---	26,129.01
AG DEVEL FUND INVESTMENTS	06.075	9913	100,000.00	10,000.00	---	90,000.00

Agriculture Protection Fund (0970)							
AGRI BUSINESS DEV PS	06.025	7859	1,056,986.00	1,039,504.15	---	17,481.85	
AGRI BUSINESS DEV E&E	06.025	7860	435,731.00	430,077.14	---	5,653.86	
AGRI MISSOURI PROGRAM PS	06.030	7861	35,553.00	33,089.52	---	2,463.48	
AGRI MISSOURI PROGRAM E&E	06.030	7862	118,756.00	108,519.52	---	10,236.48	
URBAN AGRICULTURE PROGRAM	06.025	8331	25,000.00	---	---	25,000.00	
Livestock Feed Crop Loan Program Fund (0978)							
AG&SMALL BUS DEV AUTH PS	06.040	8212	11,000.00	---	---	11,000.00	
AG&SMALL BUS DEV AUTH E&E	06.040	8213	4,000.00	---	---	4,000.00	

Missouri State Fair

State Fair Trust Fund (0951)							
FUNDING TO START FAIR	06.115	3812	9,900.00	680.00	---	9,220.00	
Agriculture Protection Fund (0970)							
STATE FAIR ADMIN PS	06.110	7872	507,800.00	507,800.00	---	---	

**DEPARTMENT OF INSURANCE,
FINANCIAL INSTITUTIONS AND
PROFESSIONAL REGISTRATION**

Division of Credit Unions Fund (0548)							
INSURANCE STATE OWNED	13.010	7708	25,100.00	25,099.41	---	0.59	
Division of Finance Fund (0550)							
INSURANCE LEASING	13.005	3739	47,732.00	45,667.21	---	2,064.79	
INSURANCE STATE OWNED	13.010	7709	180,484.00	180,231.14	---	252.86	
Insurance Examiners Fund (0552)							
INSURANCE EXAMINATIONS PS	07.425	0793	3,251,758.00	3,118,036.23	---	133,721.77	
INSURANCE EXAMINATIONS EE	07.425	2042	765,674.00	217,495.80	---	548,178.20	
INSURANCE REFUNDS	07.430	2681	60,000.00	---	---	60,000.00	
INSURANCE STATE OWNED	13.010	7710	36,328.00	33,578.82	---	2,749.18	
Insurance Dedicated Fund (0566)							
INSURANCE LEASING	13.005	6082	7,737.00	7,274.09	---	462.91	
HEALTH INSUR COUNSELING	07.435	7021	200,000.00	200,000.00	---	---	
INSURANCE STATE OWNED	13.010	7711	433,546.00	368,521.34	---	65,024.66	
INSURANCE OPERATIONS PS	07.420	9907	6,962,668.00	6,433,978.94	---	528,689.06	
INSURANCE OPERATIONS E&E	07.420	9908	1,906,429.00	890,211.89	---	1,016,217.11	
INSURANCE REFUNDS	07.430	9909	75,000.00	16,309.86	---	58,690.14	
Consumer Restitution Fund (0792)							
INSURANCE OPERATIONS	07.420	3703	5,000.00	---	---	5,000.00	

Division of Credit Unions

Division of Credit Unions Fund (0548)							
CREDIT UNIONS E&E	07.440	2195	119,084.00	98,695.65	---	20,388.35	
CREDIT UNIONS PS	07.440	3657	1,135,603.00	972,166.07	---	163,436.93	

**STATE OF MISSOURI
SUMMARY OF APPROPRIATION ACTIVITY
SPECIAL REVENUE FUNDS
FOR THE APPROPRIATION YEAR 2013**

	H.B. No.	Appr. No.	Appropriations	Expenditures and Transfers Out	Reappropriations to 2014	Lapse of Appropriations
<u>Division of Finance</u>						
Division of Finance Fund (0550)						
DIV OF FINANCE E&E	07.445	2196	880,241.00	726,140.54	---	154,100.46
FINANCE PS	07.445	3658	7,094,824.00	6,783,948.42	---	310,875.58
OUT-OF-STATE EXAMS E&E	07.445	6138	48,250.00	7,929.19	---	40,320.81
<u>Professional Registration</u>						
State Board of Accountancy Fund (0627)						
BOARD OF ACCOUNTANCY E&E	07.475	2214	177,972.00	147,464.54	---	30,507.46
BOARD OF ACCOUNTANCY PS	07.475	3666	282,933.00	251,074.65	---	31,858.35
State Board of Podiatric Medicine Fund (0629)						
PODIATRIC MEDICINE	07.525	0839	20,069.00	3,561.61	---	16,507.39
State Board of Chiropractic Examiners Fund (0630)						
CHIROPRACTIC EXAMINERS	07.485	0820	147,672.00	94,879.56	---	52,792.44
Board of Embalmers and Funeral Directors Fund (0633)						
EMBALMERS & FUNERAL DIR	07.500	0833	204,033.00	74,422.89	---	129,610.11
Board of Registration for Healing Arts Fund (0634)						
BD FOR HEALING ART E&E	07.505	2230	768,439.00	702,962.46	---	65,476.54
BD FOR HEALING ART PS	07.505	3673	1,823,863.00	1,686,507.23	---	137,355.77
State Board of Nursing Fund (0635)						
BOARD OF NURSING E&E	07.510	2244	591,646.00	499,287.85	---	92,358.15
BOARD OF NURSING PS	07.510	3675	1,202,773.00	992,906.44	---	209,866.56
Optometry Fund (0636)						
BOARD OF OPTOMETRY	07.515	0836	41,110.00	13,288.91	---	27,821.09
Board of Pharmacy Fund (0637)						
BOARD OF PHARMACY E&E	07.520	2262	666,448.00	295,278.78	---	371,169.22
PHARMACY CRIM HISTORY	07.520	2586	5,000.00	70.00	---	4,930.00
BOARD OF PHARMACY PS	07.520	3677	943,420.00	887,634.58	---	55,785.42
Real Estate Commission Fund (0638)						
MO REAL ESTATE COMM E&E	07.530	2266	279,694.00	162,404.48	---	117,289.52
MO REAL ESTATE COMM PS	07.530	3679	913,308.00	732,965.28	---	180,342.72

Veterinary Medical Board Fund (0639)							
TESTING SERVICES	07.535	0329	50,000.00	17,785.00	---		32,215.00
MO VETERINARY MEDICAL BD	07.535	0840	68,079.00	36,637.46	---		31,441.54
Dental Board Fund (0677)							
DENTAL BOARD E&E	07.495	2224	259,473.00	136,355.05	---		123,117.95
DENTAL BOARD PS	07.495	3671	378,550.00	245,092.60	---		133,457.40
State Board for Architects, Professional Engineers, Land Surveyors and Landscape Architects Fund (0678)							
ARCH PE & LAND SURV E&E	07.480	2223	324,596.00	318,312.47	---		6,283.53
ARCH PE & LAND SURV PS	07.480	3667	381,662.00	304,524.29	---		77,137.71
Board of Cosmetology and Barber Examiners Fund (0785)							
BD COSM & BARBERS E&E	07.490	1673	285,409.00	192,159.22	---		93,249.78
CRIMINAL HISTORY CHECKS	07.490	1674	1,000.00	---	---		1,000.00

DEPARTMENT OF CONSERVATION

Conservation Commission Fund (0609)							
CONSERVATION PROGRAMS	06.600	0286	146,827,160.00	133,839,219.22	---		12,987,940.78
MDC STWIDE CONSTRUCTION	17.125	6605	26,727,764.60	---	---		26,727,764.60
MDC STWIDE CONSTRUCTION	22.035	8073	40,364,946.10	14,478,616.34	18,000,000.00		7,886,329.76

DEPARTMENT OF ECONOMIC DEVELOPMENT

Missouri Arts Council Trust Fund (0262)							
DED LEASING	13.005	2468	39,718.00	36,494.06	---		3,223.94
Division of Tourism Supplemental Revenue Fund (0274)							
DED LEASING	13.005	1982	11,792.00	7,780.87	---		4,011.13
DED STATE OWNED	13.010	7698	103,920.00	97,872.80	---		6,047.20
Manufactured Housing Fund (0582)							
DED LEASING	13.005	3128	5,728.00	470.14	---		5,257.86
Public Service Commission Fund (0607)							
DED LEASING	13.005	1986	914,569.00	914,556.40	---		12.60
DED STATE OWNED	13.010	7707	72,190.00	71,948.16	---		241.84
Special Employment Security Fund (0949)							
DED LEASING	13.005	6633	216,000.00	216,000.00	---		---

**STATE OF MISSOURI
SUMMARY OF APPROPRIATION ACTIVITY
SPECIAL REVENUE FUNDS
FOR THE APPROPRIATION YEAR 2013**

	H.B. No.	Appr. No.	Appropriations	Expenditures and Transfers Out	Reappropriations to 2014	Lapse of Appropriations
<u>Business and Community Services</u>						
Missouri Main Street Program Fund (0596)						
MAINSTREET PROGRAM	07.040	2428	42,614.00	41,336.00	---	1,278.00
Economic Development Advancement Fund (0783)						
MARKETING E&E	07.015	2387	407,462.00	203,081.83	---	204,380.17
SALES PS	07.015	2801	986,538.00	891,986.55	---	94,551.45
SALES E&E	07.015	2802	86,446.00	70,652.68	---	15,793.32
FINANCE PS	07.015	2812	781,713.00	718,809.96	---	62,903.04
FINANCE E&E	07.015	2816	108,520.00	77,864.22	---	30,655.78
COMPLIANCE E&E	07.015	2829	14,406.00	3,734.68	---	10,671.32
COMPLIANCE PS	07.015	3563	15,073.00	9,510.67	---	5,562.33
EDAF REFUNDS	07.015	4525	1,131.00	1,130.33	---	0.67
MARKETING PS	07.015	4569	50,959.00	45,414.97	---	5,544.03
BUS RECRUITM & MARKET-E&E	07.015	7521	1,250,000.00	1,250,000.00	---	---
INTRN TR & INVEST OFC E&E	07.015	7643	650,000.00	650,000.00	---	---
Missouri Supplemental Tax Increment Financing Fund (0848)						
STATE TIF PROGRAM	07.055	4351	10,710,139.00	10,710,138.70	---	0.30
<u>Workforce Development</u>						
Missouri Community College Job Training Program Fund (0563)						
COMM COLL NEW JOBS TRNG	07.140	0906	16,000,000.00	3,081,261.36	---	12,918,738.64
<u>Division of Tourism</u>						
Division of Tourism Supplemental Revenue Fund (0274)						
TOURISM PS	07.155	1030	1,639,591.00	1,113,014.92	---	526,576.08
TOURISM E&E	07.155	2192	12,083,346.00	10,800,392.46	---	1,282,953.54
Tourism Marketing Fund (0650)						
TOURISM E&E	07.155	8403	24,500.00	7,265.76	---	17,234.24
<u>Public Service Commission</u>						
Deaf Relay Service and Equipment Distribution Program Fund (0559)						
PUBLIC SERVICE COMM E&E	07.185	9834	2,499,750.00	1,192,934.49	---	1,306,815.51

Manufactured Housing Fund (0582)							
MANUFACTD HOUSING REFUNDS	07.170	0817	10,000.00	375.00	---	9,625.00	
MANUF HOUSING ADMIN E&E	07.170	2194	141,296.00	56,753.20	---	84,542.80	
MANUFACTD HOUSING PRGM	07.170	3102	20,000.00	15,635.66	---	4,364.34	
MANUF HOUSING ADMIN PS	07.170	3991	347,948.00	259,021.48	---	88,926.52	
Public Service Commission Fund (0607)							
PSC REFUNDS	07.185	0818	10,000.00	24.90	---	9,975.10	
PUBLIC SERVICE COMM PS	07.185	1428	10,466,145.00	9,859,267.43	---	606,877.57	
PUBLIC SERVICE COMM E&E	07.185	2203	1,927,491.00	1,340,424.51	---	587,066.49	
Manufactured Housing Consumer Recovery Fund (0909)							
MANUF HOUSING CONSUMER RC	07.170	4452	192,000.00	---	---	192,000.00	
<u>Office of Public Counsel</u>							
Public Service Commission Fund (0607)							
OFC OF PUBLIC COUNSEL PS	07.180	7897	601,176.00	582,393.54	---	18,782.46	
OFC OF PUBLIC COUNSEL E&E	07.180	7898	107,497.00	107,457.26	---	39.74	
<u>Missouri Council on the Arts</u>							
Missouri Arts Council Trust Fund (0262)							
MO ARTS COUNCIL E&E	07.095	0989	7,918,914.00	4,081,664.68	---	3,837,249.32	
MO ARTS COUNCIL PS	07.095	2881	467,018.00	282,983.00	---	184,035.00	
INCENTIVES AND TECH ASST	07.095	2943	1,239,500.00	225,667.44	---	1,013,832.56	
Missouri Public Broadcasting Corporation Special Fund (0887)							
PUBLIC TELEVISION GRANTS	07.095	1687	100,000.00	97,000.00	---	3,000.00	
<u>Missouri Housing Development Commission</u>							
Missouri Housing Trust Fund (0254)							
MO HOUSING DEVELOP COMM	07.165	0980	4,450,000.00	3,343,806.56	---	1,106,193.44	
<u>DEPARTMENT OF ELEMENTARY AND SECONDARY EDUCATION</u>							
Bingo Proceeds for Education Fund (0289)							
BW SCHEPER SCHOOL HVAC	21.015	8096	462,406.61	462,406.32	---	0.29	
GREENE VALLEY SCHL HVAC	21.015	8106	390,435.19	376,840.19	13,595.00	---	
Deaf Relay Service and Equipment Distribution Program Fund (0559)							
DESE LEASING	13.005	2478	22,468.00	21,391.74	---	1,076.26	
State School Money Fund (0616)							
SCHLRS & FINE ARTS ACADMS	02.018	8320	200,000.00	194,000.00	---	6,000.00	

**STATE OF MISSOURI
SUMMARY OF APPROPRIATION ACTIVITY
SPECIAL REVENUE FUNDS
FOR THE APPROPRIATION YEAR 2013**

	H.B. No.	Appr. No.	Appropriations	Expenditures and Transfers Out	Reappropriations to 2014	Lapse of Appropriations
<u>Division of Financial and Administrative Services</u>						
School District Bonds Fund (0248)						
SCHOOL DISTRICT BONDS	02.040	0113	552,000.00	473,142.74	---	78,857.26
Outstanding Schools Trust Fund (0287)						
FOUNDATION-FORMULA	02.015	0678	652,247,395.00	652,247,395.00	---	---
Lottery Proceeds Fund (0291)						
FOUNDATION-TRANSPORTATION	02.015	2362	69,273,102.00	69,273,102.00	---	---
FOUNDATION-FORMULA	02.015	5667	49,857,943.00	49,857,943.00	---	---
MATH & SCIENCE TUTORING	02.016	8058	300,000.00	291,000.00	---	9,000.00
State School Money Fund (0616)						
FOUNDATION-FORMULA	02.015	0679	1,987,586,078.00	1,987,586,078.00	---	---
FOUNDATION-TRANSPORTATION	02.015	0684	30,524,611.00	30,524,611.00	---	---
FOUNDATION-CAREER ED	02.015	0720	50,069,028.00	50,069,028.00	---	---
FOUNDATION-PARENT ED/PAT	02.015	0722	10,000,000.00	10,000,000.00	---	---
FOUNDATION-SM SCHL PRG	02.015	2081	15,000,000.00	15,000,000.00	---	---
School District Trust Fund (0688)						
SCHOOL DISTRICT TRUST FND	02.035	5240	768,800,000.00	751,559,817.96	---	17,240,182.04
Classroom Trust Fund (0784)						
FOUNDATION-FORMULA	02.015	2079	319,696,995.00	319,696,995.00	---	---
Early Childhood Development, Education and Care Fund (0859)						
FOUNDATION-PARENT ED/PAT	02.015	8118	5,000,000.00	5,000,000.00	---	---
Rebuild Missouri Schools Fund (0917)						
REBUILD MISSOURI SCHOOLS	02.046	8281	900,000.00	900,000.00	---	---
<u>Division of Learning Services</u>						
Outstanding Schools Trust Fund (0287)						
ADULT ED & LITERACY	02.160	1631	824,480.00	824,480.00	---	---
PERFORM BASED ASSESSMENT	02.070	2796	128,125.00	128,125.00	---	---
Lottery Proceeds Fund (0291)						
HIGH NEED FUND	02.175	0657	34,200,033.00	34,200,033.00	---	---
EARLY GRADE LITERACY PRGM	02.025	1284	100,000.00	97,000.00	---	3,000.00
PERFORM BASED ASSESSMENT	02.070	1289	4,311,255.00	4,181,917.00	---	129,338.00
CHARACTER ED INITIATIVES	02.141	3215	10,000.00	9,700.00	---	300.00
VIRTUAL EDUCATION E&E	02.015	4269	390,000.00	390,000.00	---	---
FOUNDATION-EARLY SPEC ED	02.015	5645	16,548,507.00	16,548,507.00	---	---
DFS/DMH SCHOOL PLACEMENTS	02.185	5677	7,768,606.00	7,768,606.00	---	---
URBAN TEACHING PROGRAM	02.017	8290	1,000,000.00	970,000.00	---	30,000.00
KC TUTORING PROGRAM	02.019	8321	100,000.00	97,000.00	---	3,000.00

Children's Service Commission Fund (0601)							
CHILDREN'S SERVICE COMM	02.235	2820	10,000.00	---	---	10,000.00	
State School Money Fund (0616)							
FOUNDATION-EARLY SPEC ED	02.015	0702	113,754,388.00	113,754,388.00	---	---	
READERS FOR THE BLIND	02.195	2268	25,000.00	25,000.00	---	---	
FERMAN MEMORIAL-GIFTED	02.100	5640	10,000.00	3,733.95	---	6,266.05	
CRITICAL NEEDS-TEACHER	02.020	6706	136,326.00	136,326.00	---	---	
EARLY CHILDHOOD PROGRAM	02.055	7976	125,000.00	125,000.00	---	---	
Part C Early Intervention Fund (0788)							
MEDICAID REIM-FIRST STEPS	02.180	2258	7,000,000.00	4,278,400.00	---	2,721,600.00	
PART C EARLY INTERVENTION	02.180	2259	6,000,000.00	990,000.00	---	5,010,000.00	
Early Childhood Development, Education and Care Fund (0859)							
FIRST STEPS	02.180	3180	578,644.00	561,285.00	---	17,359.00	
FOUNDATION-EARLY SPEC ED	02.015	8322	14,357,481.00	14,357,481.00	---	---	
<u>Division of Special Education</u>							
Missouri Commission for the Deaf Board of Certification of Interpreters Fund (0264)							
COMM FOR THE DEAF E&E	02.225	0111	117,000.00	81,612.67	---	35,387.33	
Bingo Proceeds for Education Fund (0289)							
BOARD OPERATED E&E	02.015	2303	1,876,355.00	1,876,355.00	---	---	
Deaf Relay Service and Equipment Distribution Program Fund (0559)							
MO ASSISTIVE TECH-PS	02.230	2351	219,869.00	156,077.40	---	63,791.60	
MO ASSISTIVE TECH-EE	02.230	2365	1,654,731.00	996,183.21	---	658,547.79	
Handicapped Children's Trust Fund (0618)							
SCHOOL SEVERELY HANDICAP	02.220	2280	200,000.00	79,336.35	---	120,663.65	
Missouri Commission for the Deaf and Assistive Technology Trust Fund (0781)							
MO ASSISTIVE TECH-EE	02.230	2370	850,000.00	458,060.94	---	391,939.06	
<u>Division of Vocational Rehabilitation</u>							
Lottery Proceeds Fund (0291)							
VOCATIONAL REHAB GRANT	02.135	2806	1,400,000.00	1,400,000.00	---	---	

**STATE OF MISSOURI
SUMMARY OF APPROPRIATION ACTIVITY
SPECIAL REVENUE FUNDS
FOR THE APPROPRIATION YEAR 2013**

	H.B. No.	Appr. No.	Appropriations	Expenditures and Transfers Out	Reappropriations to 2014	Lapse of Appropriations
<u>DEPARTMENT OF HIGHER EDUCATION</u>						
<u>Higher Education Administration</u>						
Lottery Proceeds Fund (0291)						
CROWDER COLLEGE	03.155	2492	393,492.00	381,687.00	---	11,805.00
EAST CENTRAL COLLEGE	03.155	2494	258,446.00	250,693.00	---	7,753.00
JEFFERSON COLLEGE	03.155	2496	444,315.00	430,986.00	---	13,329.00
METROPOLITAN COM COLLEGE	03.155	2498	1,773,458.00	1,720,254.00	---	53,204.00
MINERAL AREA COLLEGE	03.155	2500	260,014.00	252,214.00	---	7,800.00
MOBERLY AREA COM COLLEGE	03.155	2502	193,041.00	187,250.00	---	5,791.00
NORTH CENTRAL MO COLLEGE	03.155	2504	108,331.00	105,081.00	---	3,250.00
OZARKS TECH COM COLLEGE	03.155	2511	448,308.00	434,859.00	---	13,449.00
ST CHARLES CNTY COM COL	03.155	2513	344,253.00	333,925.00	---	10,328.00
ST LOUIS COM COLLEGE	03.155	2516	2,810,964.00	2,726,635.00	---	84,329.00
STATE FAIR COM COLLEGE	03.155	2518	220,213.00	213,607.00	---	6,606.00
THREE RIVERS COM COLLEGE	03.155	2520	197,650.00	191,720.00	---	5,930.00
MINORTY TEACH SCHLSHPS	03.086	4545	169,000.00	114,157.20	---	54,842.80
DHE Out-of-State Program Fund (0420)						
COORDINATION ADMIN E&E	03.005	8396	5,851.00	5,850.09	---	0.91
State Board of Nursing Fund (0635)						
STATE NURSING BRD GRANTS	03.145	8121	1,000,000.00	997,525.00	---	2,475.00
Access Missouri Financial Assistance Fund (0791)						
ACCESS MISSOURI	03.050	2179	65,327,307.00	64,067,300.50	---	1,260,006.50
Kids' Chance Scholarship Fund (0878)						
KIDS CHANCE SCHLSPS	03.090	4442	27,750.00	15,000.00	---	12,750.00
Guaranty Agency Operating Fund (0880)						
LOAN PROGRAM ADMIN PS	03.120	0998	2,222,431.00	1,566,046.20	---	656,384.80
LOAN PROGRAM ADMIN E&E	03.120	2169	8,325,693.00	4,526,411.04	---	3,799,281.96
FEDERAL LOAN COMPLIANCE	03.120	3134	500,000.00	88.48	---	499,911.52
COLLECTION INVOICING	03.120	5075	8,000,000.00	4,965,599.55	---	3,034,400.45
LOAN PROGRAM ADMIN	03.120	7256	890,000.00	747,834.30	---	142,165.70
Federal Student Loan Reserve Fund (0881)						
LOAN PRGM REVOLVING FUND	03.130	0067	200,000,000.00	151,965,726.42	---	48,034,273.58
<u>State Colleges and Universities</u>						
Bingo Proceeds for Education Fund (0289)						
UM-COL PLAN NURSING SHL	17.030	4036	253,743.00	253,743.00	---	---

Lottery Proceeds Fund (0291)							
UNIVERSITY OF CENTRAL MO	03.165	1539	4,985,715.00	4,836,144.00	---	---	149,571.00
SOUTHEAST MO STATE UNIV	03.170	1540	4,059,895.00	3,938,098.00	---	---	121,797.00
MO STATE UNIVERSITY	03.175	1545	7,675,409.00	7,445,147.00	---	---	230,262.00
TRUMAN STATE UNIVERSITY	03.185	1546	3,776,109.00	3,662,826.00	---	---	113,283.00
NORTHWEST MO STATE UNIV	03.190	1547	2,599,805.00	2,521,811.00	---	---	77,994.00
MO SOUTHERN ST UNIVERSITY	03.195	1549	1,972,820.00	1,913,635.00	---	---	59,185.00
MO WESTERN ST UNIVERSITY	03.200	1550	1,968,039.00	1,908,998.00	---	---	59,041.00
HARRIS STOWE ST UNIV	03.205	1551	908,704.00	881,443.00	---	---	27,261.00
UNIV OF MISSOURI CAMPUSES	03.210	1552	36,869,596.00	32,963,508.00	---	---	3,906,088.00
LINCOLN UNIVERSITY	03.180	1554	1,551,205.00	1,504,669.00	---	---	46,536.00
LINN STATE TECH COLLEGE	03.160	6227	420,528.00	407,912.00	---	---	12,616.00
Spinal Cord Injury Fund (0578)							
SPINAL CORD INJURY	03.225	5628	1,500,000.00	1,149,688.00	---	---	350,312.00
State Seminary Moneys Fund (0623)							
SEMINARY FUND INV INCOME	03.245	0616	275,000.00	49,006.00	---	---	225,994.00
Lewis and Clark Discovery Fund (0790)							
UM-ED&OUTREACH CNT	17.022	1530	3,015,650.00	---	---	---	3,015,650.00
UM-ATCH&HOLT FACILITY	17.023	1586	548,791.00	---	---	---	548,791.00
UM-HOWARD CO FACILITY	17.024	1607	2,982,918.00	---	---	---	2,982,918.00
UM-GRUNDY CO BLDG	17.026	1667	659,603.00	---	---	---	659,603.00
UM-CRAWFORD FACILITY	17.027	1668	503,266.00	---	---	---	503,266.00
UM-BOONE CO FACILITY	17.020	1671	526,305.00	526,251.00	---	---	54.00
UM-CALLAWAY FACILITY	17.028	1672	599,790.00	---	---	---	599,790.00
MSU-PHASE I FREUP	17.010	2940	19,162,974.10	36,878.00	---	---	19,126,096.10
MSU-INCUBATOR	17.015	2942	33,921.77	33,921.00	---	---	0.77
TSU-PERSHING BLDG	17.011	2949	10,222,081.00	---	---	---	10,222,081.00
UM-ELLIS FISCHER	17.031	2950	30,837,051.00	---	---	---	30,837,051.00
UM-DELTA RESEARCH CNT	17.021	2961	1,703,230.00	---	---	---	1,703,230.00
UMSL-BENTON & STADLER	17.029	2984	27,689,536.00	---	---	---	27,689,536.00
UM-GREENLEY FACILITY	17.014	3488	1,848,723.00	---	---	---	1,848,723.00

DEPARTMENT OF HEALTH AND SENIOR SERVICES

Nursing Facility Quality of Care Fund (0271)							
REFUNDS	10.625	7331	7,483.00	7,483.00	---	---	---
Mammography Fund (0293)							
REFUNDS	10.625	2873	900.00	900.00	---	---	---
Missouri Public Health Services Fund (0298)							
REFUNDS	10.625	7334	14,858.00	14,857.67	---	---	0.33
Endowed Care Cemetery Audit Fund (0562)							
REFUNDS	10.625	7492	1,340.00	1,339.77	---	---	0.23
Professional and Practical Nursing Student Loan and Nurse Loan Repayment Fund (0565)							
REFUNDS	10.625	7335	936.00	935.59	---	---	0.41

**STATE OF MISSOURI
SUMMARY OF APPROPRIATION ACTIVITY
SPECIAL REVENUE FUNDS
FOR THE APPROPRIATION YEAR 2013**

	H.B. No.	Appr. No.	Appropriations	Expenditures and Transfers Out	Reappropriations to 2014	Lapse of Appropriations
Children's Trust Fund (0694)						
REFUNDS	10.625	7493	6,700.00	6,699.38	---	0.62
Missouri Lead Abatement Loan Fund (0893)						
REFUNDS	10.625	8686	375.00	375.00	---	---
<u>Office of the Director</u>						
Health Initiatives Fund (0275)						
OFC WOMEN'S HEALTH E&E	10.605	8170	401.00	382.48	---	18.52
OPCRH E&E	10.605	8178	15,450.00	14,986.00	---	464.00
OPCRH PS	10.605	8304	94,028.00	91,207.00	---	2,821.00
Professional and Practical Nursing Student Loan and Nurse Loan Repayment Fund (0565)						
NURSE LOAN PROGRAM	10.657	3937	499,752.00	400,000.00	---	99,752.00
OPCRH PS	10.605	8179	72,526.00	42,973.06	---	29,552.94
OPCRH E&E	10.605	8182	16,900.00	1,327.65	---	15,572.35
<u>Administration</u>						
Nursing Facility Quality of Care Fund (0271)						
DIVISION OF ADMIN E&E	10.610	6114	268,750.00	268,750.00	---	---
Mammography Fund (0293)						
DIVISION OF ADMIN E&E	10.610	3750	10,000.00	10,000.00	---	---
Missouri Public Health Services Fund (0298)						
DIVISION OF ADMIN PS	10.610	1799	128,314.00	115,956.90	---	12,357.10
DIVISION OF ADMIN E&E	10.610	1800	289,891.00	---	---	289,891.00
Professional and Practical Nursing Student Loan and Nurse Loan Repayment Fund (0565)						
DIVISION OF ADMIN E&E	10.610	3751	7,500.00	7,500.00	---	---
Health and Senior Services Document Services Fund (0646)						
DIVISION OF ADMIN E&E	10.610	7697	4,571.00	4,227.46	---	343.54
Putative Father Registry Fund (0780)						
DIVISION OF ADMIN E&E	10.610	3259	18,312.00	18,312.00	---	---
Organ Donor Program Fund (0824)						
DIVISION OF ADMIN E&E	10.610	3752	12,825.00	12,825.00	---	---

Division of Community and Public Health

Health Initiatives Fund (0275)

DIV COMM&PUBLIC HLTH PS	10.640	1219	963,810.00	934,896.00	---	28,914.00
DIV COMM&PUBLIC HLTH E&E	10.640	7653	530,758.00	530,758.00	---	---
DCPH MEDICAID E&E	10.640	7800	38,215.00	37,066.46	---	1,148.54

Missouri Public Health Services Fund (0298)

PUBLIC HEALTH LAB PS	10.665	0222	1,319,827.00	1,186,090.87	---	133,736.13
PUBLIC HEALTH LAB E&E	10.665	0223	3,159,181.00	2,491,294.38	---	667,886.62
DIV COMM&PUBLIC HLTH PS	10.640	1232	331,432.00	138,260.81	---	193,171.19
DIV COMM&PUBLIC HLTH E&E	10.640	1233	111,370.00	20,186.53	---	91,183.47
GENETICS PROGRAM	10.650	1690	1,394,750.00	756,287.91	---	638,462.09
HEALTH LAB MEDICAID E&E	10.665	1935	450,000.00	391,182.36	---	58,817.64
CORE PUBLIC HLT FUNCTIONS	10.645	8334	4,000,000.00	4,000,000.00	---	---

Health and Senior Services Document

Services Fund (0646)

DIV COMM&PUBLIC HLTH PS	10.640	1234	356,038.00	9,934.70	---	346,103.30
DIV COMM&PUBLIC HLTH E&E	10.640	1236	145,370.00	58,585.24	---	86,784.76

Hazardous Waste Fund (0676)

DIV COMM&PUBLIC HLTH PS	10.640	1663	200,245.00	194,093.44	---	6,151.56
DIV COMM&PUBLIC HLTH E&E	10.640	1664	66,883.00	66,595.04	---	287.96

Safe Drinking Water Fund (0679)

PUBLIC HEALTH LAB E&E	10.665	4530	435,117.00	351,000.35	---	84,116.65
-----------------------	--------	------	------------	------------	-----	-----------

Brain Injury Fund (0742)

HEAD INJURY SERVICES	10.650	7527	1,074,900.00	892,433.91	---	182,466.09
----------------------	--------	------	--------------	------------	-----	------------

Putative Father Registry Fund (0780)

DIV COMM&PUBLIC HLTH PS	10.640	1247	75,134.00	63,620.08	---	11,513.92
DIV COMM&PUBLIC HLTH E&E	10.640	1251	27,748.00	3,810.45	---	23,937.55

Organ Donor Program Fund (0824)

DIV COMM&PUBLIC HLTH PS	10.640	1225	108,924.00	58,898.86	---	50,025.14
DIV COMM&PUBLIC HLTH E&E	10.640	1230	81,887.00	3,125.17	---	78,761.83
DIV COMM&PUBLIC HLTH PROG	10.650	1257	100,000.00	---	---	100,000.00

Missouri Lead Abatement Loan Fund (0893)

LEAD ABATEMENT LOAN PRGM	10.650	5313	76,000.00	297.03	---	75,702.97
--------------------------	--------	------	-----------	--------	-----	-----------

Governor's Council on Physical Fitness

Institution Gift Trust Fund (0924)

DIV COMM&PUBLIC HLTH E&E	10.640	2431	47,500.00	---	---	47,500.00
--------------------------	--------	------	-----------	-----	-----	-----------

Division of Senior and Disability Services

Elderly Home-Delivered Meals Trust

Fund (0296)

AAA CONTRACTS	10.705	4521	100,000.00	28,499.00	---	71,501.00
---------------	--------	------	------------	-----------	-----	-----------

**STATE OF MISSOURI
SUMMARY OF APPROPRIATION ACTIVITY
SPECIAL REVENUE FUNDS
FOR THE APPROPRIATION YEAR 2013**

	H.B. No.	Appr. No.	Appropriations	Expenditures and Transfers Out	Reappropriations to 2014	Lapse of Appropriations
<u>Division of Regulation and Licensure</u>						
Nursing Facility Federal Reimbursement Allowance Fund (0196)						
DIV OF REG&LICENSURE E&E	10.720	7107	725,000.00	495,847.32	---	229,152.68
Nursing Facility Quality of Care Fund (0271)						
DIV OF REG&LICENSURE PS	10.720	1270	1,024,957.00	700,213.20	---	324,743.80
DIV OF REG&LICENSURE E&E	10.720	1271	1,147,832.00	688,154.94	---	459,677.06
Mammography Fund (0293)						
DIV OF REG&LICENSURE PS	10.720	1275	62,563.00	45,724.26	---	16,838.74
DIV OF REG&LICENSURE E&E	10.720	1276	13,110.00	6,844.92	---	6,265.08
Early Childhood Development, Education and Care Fund (0859)						
DIV OF REG&LICENSURE PS	10.720	1278	210,749.00	204,423.62	---	6,325.38
DIV OF REG&LICENSURE E&E	10.720	1280	57,197.00	55,481.00	---	1,716.00
<u>DEPARTMENT OF TRANSPORTATION</u>						
Motorcycle Safety Trust Fund (0246)						
MAINTENANCE E&E	04.415	6311	425,000.00	387,026.05	---	37,973.95
Grade Crossing Safety Account Fund (0290)						
RR GRADE CROSSING HAZARDS	04.500	6179	3,000,000.00	1,353,382.40	---	1,646,617.60
State Highways and Transportation Department Fund (0644)						
ST HWY&TRANSP DP FUND REF	04.425	6172	34,000.00	32,936.06	---	1,063.94
MOTOR FUEL TAX REFUND	04.425	6173	30,000,000.00	20,460,924.96	---	9,539,075.04
Railroad Expense Fund (0659)						
MULTIMODAL OPS ADMIN PS	04.435	6174	408,018.00	338,748.75	---	69,269.25
MULTIMODAL OPS ADMIN E&E	04.435	6175	75,421.00	75,415.63	---	5.37
SUPPORT TO MULTIMODAL DIV	04.440	6180	90,500.00	66,264.10	---	24,235.90
FRINGES MULTIMODAL PS	04.405	6181	245,334.00	178,567.66	---	66,766.34
State Transportation Fund (0675)						
FRINGES MULTIMODAL PS	04.405	0115	82,056.00	79,595.95	---	2,460.05
SUPPORT TO MULTIMODAL DIV	04.440	0436	35,000.00	17,009.48	---	17,990.52
TRANSIT FUNDS COUNTED	04.450	0786	560,875.00	560,875.00	---	---
MO AMTRAK STATIONS	04.495	1046	25,000.00	25,000.00	---	---
MULTIMODAL OPS ADMIN E&E	04.435	2270	10,395.00	9,831.02	---	563.98
PORT AUTH FINANCIAL ASST	04.520	7489	375,000.00	372,332.19	---	2,667.81
ELDRLY&DISAB TRAN ASSTIST	04.460	7512	1,274,478.00	1,274,478.00	---	---
MULTIMODAL OPS ADMIN PS	04.435	9939	147,244.00	139,532.15	---	7,711.85

Light Rail Safety Fund (0838)							
LIGHT RAIL SAFETY E&E	04.485	6178	1,000,000.00		---	---	1,000,000.00
State Transportation Assistance Revolving Fund (0841)							
MULTIMODAL REVOLVING LOAN	04.445	4404	1,000,000.00		---	---	1,000,000.00
Aviation Trust Fund (0952)							
AIRPORT CI & MAINT	04.510	1045	10,000,000.00	5,322,898.20		---	4,677,101.80
MULTIMODAL OPS ADMIN PS	04.435	4660	484,907.00	461,788.70		---	23,118.30
MULTIMODAL OPS ADMIN E&E	04.435	4661	24,827.00	20,815.18		---	4,011.82
FRINGES MULTIMODAL PS	04.405	4662	292,515.00	276,251.22		---	16,263.78
SUPPORT TO MULTIMODAL DIV	04.440	4857	75,567.00	68,190.28		---	7,376.72

DEPARTMENT OF LABOR AND INDUSTRIAL RELATIONS

Workers' Compensation Fund (0652)							
DOLIR LEASING	13.005	3236	221,110.00	218,265.17		---	2,844.83
DOLIR STATE OWNED	13.010	7722	342,315.00	341,168.00		---	1,147.00
CRITICAL M&R	21.015	7973	400,000.00			---	400,000.00
Special Employment Security Fund (0949)							
CRITICAL M&R	21.015	7974	200,000.00			---	200,000.00

Division of Labor Standards

Workers' Compensation Fund (0652)							
ADMINISTRATION/LS PS	07.820	3565	97,424.00	89,580.10		---	7,843.90
ADMINISTRATION/LS E&E	07.820	3566	127,026.00	27,667.17		---	99,358.83
ON-SITE CONSULT/LS PS	07.825	7254	120,378.00	120,364.05		---	13.95
ON-SITE CONSULT/LS E&E	07.825	7275	8,042.00	8,042.00		---	---
MINE SAFETY TRNG PRGM PS	07.830	7645	71,174.00	70,919.32		---	254.68
MINE SAFETY TRNG PRGM E&E	07.830	7647	12,119.00	12,119.00		---	---
Child Labor Enforcement Fund (0826)							
ADMINISTRATION/LS E&E	07.820	2665	179,450.00	11,149.99		---	168,300.01
Mine Inspection Fund (0973)							
ADMINISTRATION/LS PS	07.820	8209	42,600.00	22,445.50		---	20,154.50
ADMINISTRATION/LS EE	07.820	8210	7,400.00	6,919.32		---	480.68

Division of Worker's Compensation

Tort Victims Compensation Fund (0622)							
ADMIN WORK COMP E&E	07.840	5259	4,836.00	21.87		---	4,814.13
TORT VICTIMS COMP PAYMENT	07.870	6107	495,000.00	494,999.87		---	0.13
Workers' Compensation Fund (0652)							
ADMIN WORK COMP PS	07.840	0690	7,940,035.00	7,278,555.10		---	661,479.90
ADMIN WORK COMP E&E	07.840	0693	1,379,853.00	775,650.75		---	604,202.25
ADMIM WORK COMP REFUND	07.845	3573	50,000.00			---	50,000.00

**STATE OF MISSOURI
SUMMARY OF APPROPRIATION ACTIVITY
SPECIAL REVENUE FUNDS
FOR THE APPROPRIATION YEAR 2013**

	H.B. No.	Appr. No.	Appropriations	Expenditures and Transfers Out	Reappropriations to 2014	Lapse of Appropriations
Workers' Compensation - Second Injury Fund (0653)						
SECOND INJURY FUND CLAIMS	07.850	4636	47,359,511.00	42,516,962.10	---	4,842,548.90
SECOND INJURY REFUNDS	07.855	6106	250,000.00	---	---	250,000.00
<u>Division of Employment Security</u>						
War on Terror Unemployment Compensation Fund (0736)						
WAR ON TERROR E&E	07.895	3761	45,000.00	---	---	45,000.00
WAR ON TERROR	07.895	3762	45,000.00	---	---	45,000.00
Special Employment Security - Bond Proceeds Fund (0947)						
BUFF BOND PROCEEDS E&E	07.900	7344	1.00	---	---	1.00
Special Employment Security Fund (0949)						
M&R STATEWIDE SESF	17.045	0708	12,245.65	---	---	12,245.65
M&R EMPLOYMENT SECURITY	17.130	0721	9,512.50	9,512.15	---	0.35
SPECIAL EMP SECURITY E&E	07.890	2945	6,000,000.00	2,510,794.75	---	3,489,205.25
EMP SEC EXTERIOR REPRS	17.130	4056	146,189.00	19,645.45	---	126,543.55
SPECIAL EMP SECURITY PS	07.890	5414	514,178.00	216,578.71	---	297,599.29
FEDERAL INTEREST PAYMENTS	07.890	6685	22,252,794.00	22,252,793.34	---	0.66
Unemployment Automation Fund (0953)						
ADMIN EMP SEC PS	07.880	4391	203,048.00	62,146.95	---	140,901.05
<u>Labor and Industrial Relations Commission</u>						
Workers' Compensation Fund (0652)						
INDUSTRIAL COMMISSION PS	07.815	3096	365,664.00	303,755.29	---	61,908.71
INDUSTRIAL COMMISSION E&E	07.815	4526	54,189.00	22,747.09	---	31,441.91
<u>DEPARTMENT OF MENTAL HEALTH</u>						
Compulsive Gamblers Fund (0249)						
MENTAL HEALTH STATE OWNED	13.010	7753	1,646.00	1,640.22	---	5.78
Health Initiatives Fund (0275)						
MENTAL HEALTH STATE OWNED	13.010	7754	7,603.00	7,380.98	---	222.02
Mental Health Earnings Fund (0288)						
REFUNDS	10.030	4409	20,744.00	20,744.00	---	---
MENTAL HEALTH STATE OWNED	13.010	7755	4,114.00	4,100.58	---	13.42

Healthy Families Trust Fund (0625)							
MENTAL HLT TRUST FUND E&E	10.040	4137	1,205,349.00	454,838.51	---	750,510.49	
Mental Health Trust Fund (0926)							
MENTAL HLT TRUST FUND PS	10.040	4136	430,859.00	101,144.31	---	329,714.69	
REFUNDS	10.030	4410	115.00	114.44	---	0.56	

Division of Alcohol and Drug Abuse

Compulsive Gamblers Fund (0249)						
COMPULSIVE GAMBLING TRTMT	10.115	0313	204,870.00	99,423.68	---	105,446.32
COMPULSIVE GAMBLING PS	10.115	2451	40,701.00	38,387.36	---	2,313.64
COMPULSIVE GAMBLING E&E	10.115	2452	5,016.00	430.50	---	4,585.50
Health Initiatives Fund (0275)						
ADA ADMIN PS	10.100	1839	45,933.00	44,554.52	---	1,378.48
ADA TREATMENT-MEDICAID MT	10.110	2044	3,020,914.00	3,020,913.85	---	0.15
COMMUNITY 2000	10.105	3145	82,148.00	82,148.00	---	---
ADA TREATMENT SERVICES	10.110	4151	3,245,791.00	3,245,791.00	---	---
SATOP PS	10.120	7247	193,909.00	193,909.00	---	---
SATOP E&E	10.120	7248	40,771.00	37,038.22	---	3,732.78
Mental Health Earnings Fund (0288)						
SATOP	10.120	3901	6,700,000.00	5,812,691.80	---	887,308.20
ADA ADMIN PS	10.100	4140	129,470.00	125,392.70	---	4,077.30
ADA ADMIN E&E	10.100	4141	97,429.00	46,055.21	---	51,373.79

Division of Comprehensive Psychiatric Services

Mental Health Earnings Fund (0288)						
ADULT COMMUNITY PROGRAM	10.210	3551	583,740.00	172,605.29	---	411,134.71
CPS FACILITY SUPPORT-E&E	10.205	6774	1,196,028.00	464,002.65	---	732,025.35
STAFF TRAINING	10.025	6780	100,000.00	82,304.95	---	17,695.05
CPS FACILITY SUPPORT-PS	10.205	8211	70,464.00	7,461.91	---	63,002.09

DEPARTMENT OF NATURAL RESOURCES

Missouri Air Emission Reduction Fund (0267)						
REFUND ACCOUNT	06.315	1591	6,017.00	6,017.00	---	---
Natural Resources Protection Fund (0555)						
ENVIRONMENTAL DAMAGES	06.300	2415	219,661.00	95,139.87	---	124,521.13
Natural Resources Protection - Water Pollution Permit Fee Subaccount Fund (0568)						
REFUND ACCOUNT	06.315	2739	15,447.00	15,446.66	---	0.34
ENVIRONMENTAL DAMAGES	06.300	4301	100,000.00	---	---	100,000.00
Natural Resources Protection - Air Pollution Asbestos Fee Subaccount Fund (0584)						
REFUND ACCOUNT	06.315	2740	2,751.00	2,751.00	---	---

**STATE OF MISSOURI
SUMMARY OF APPROPRIATION ACTIVITY
SPECIAL REVENUE FUNDS
FOR THE APPROPRIATION YEAR 2013**

	H.B. No.	Appr. No.	Appropriations	Expenditures and Transfers Out	Reappropriations to 2014	Lapse of Appropriations
Natural Resources Protection - Air Pollution Permit Fee Subaccount Fund (0594) REFUND ACCOUNT	06.315	2743	1,956.00	1,956.00	---	---
Parks Sales Tax Fund (0613) REFUND ACCOUNT	06.315	3374	65,723.00	65,722.92	---	0.08
Groundwater Protection Fund (0660) REFUND ACCOUNT	06.315	2744	3,153.00	3,153.00	---	---
Hazardous Waste Fund (0676) REFUND ACCOUNT	06.315	2746	42,489.00	42,488.93	---	0.07
Safe Drinking Water Fund (0679) REFUND ACCOUNT	06.315	2745	1,218.00	1,217.64	---	0.36
Geologic Resources Fund (0801) REFUND ACCOUNT	06.315	2891	388.00	388.00	---	---
Dry-Cleaning Environmental Response Trust Fund (0898) REFUND ACCOUNT	06.315	3129	514.00	513.56	---	0.44
Mined Land Reclamation Fund (0906) REFUND ACCOUNT	06.315	2748	88,029.00	88,028.06	---	0.94
<u>Department Operations</u>						
Solid Waste Management Fund (0570) DT OP-CONTRACT AUDITS E&E	06.200	2295	150,000.00	51,969.50	---	98,030.50
Soil and Water Sales Tax Fund (0614) DT OP-CONTRACT AUDITS E&E	06.200	2299	250,000.00	84,661.50	---	165,338.50
Water and Wastewater Loan Fund (0649) DEPT OPERATIONS E&E	06.200	1816	27,000.00	---	---	27,000.00
<u>Soil and Water Conservation Program</u>						
Soil and Water Sales Tax Fund (0614) SPECIAL AREA LAND TREATMT	06.215	1420	2,100,000.00	951,091.09	---	1,148,908.91
SOIL & WATER RES GRANT	06.215	1423	200,000.00	---	---	200,000.00
COST SHARE GRANT	06.215	1425	32,900,000.00	29,366,448.83	---	3,533,551.17
CONS EQUIP INCENTIVE PRG	06.215	1427	500,000.00	6,383.31	---	493,616.69
SOIL & WATER CONSERV PS	06.215	5338	1,343,367.00	1,213,839.48	---	129,527.52
SOIL & WATER CONSERV E&E	06.215	5339	630,730.00	384,493.28	---	246,236.72
GRANTS TO SOIL DISTRICTS	06.215	7607	11,680,570.00	10,455,181.94	---	1,225,388.06

Division of Energy

Utilicare Stabilization Fund (0134)

ENERGY EFFICIENT SERVICES	06.205	4218	100.00	---	---	100.00
Missouri Alternative Fuel Vehicle Loan Fund (0886)						
ENERGY EFFICIENT SERVICES	06.205	1965	2,000.00	---	---	2,000.00

Division of Environmental Quality

Missouri Air Emission Reduction Fund (0267)

AIR POLLUTION CNTRL PS	06.220	4381	712,128.00	704,935.84	---	7,192.16
AIR POLLUTION CNTRL E&E	06.220	4384	716,427.00	86,140.25	---	630,286.75

Natural Resources Protection Fund (0555)

HAZARDOUS WASTE PS	06.220	5377	213,344.00	203,010.32	---	10,333.68
HAZARDOUS WASTE E&E	06.220	5383	15,926.00	14,731.50	---	1,194.50
AIR POLLUTION CNTRL E&E	06.220	5494	19.00	---	---	19.00
WATER PROTECTION PRG E&E	06.220	7178	22,827.00	6,896.37	---	15,930.63
ENVIRONMENTAL SVS PS	06.220	7359	83,816.00	38,697.96	---	45,118.04
ENVIRONMENTAL SVS E&E	06.220	7364	57,450.00	52,343.18	---	5,106.82
WATER PROTECTION PRG PS	06.220	8219	24,496.00	14,299.21	---	10,196.79

Natural Resources Protection - Water Pollution

Permit Fee Subaccount Fund (0568)

WATER QUALITY STUDY GRANT	06.220	1359	1,700,000.00	462,465.00	---	1,237,535.00
TECHNCL ASSIST GRANTS DEQ	06.220	4387	750,000.00	---	---	750,000.00
REGIONAL OFFICES PS	06.220	5342	846,089.00	623,437.72	---	222,651.28
REGIONAL OFFICES E&E	06.220	5351	183,798.00	61,919.67	---	121,878.33
ENVIRONMENTAL SVS PS	06.220	5410	197,234.00	141,564.13	---	55,669.87
CONSTRUCTION GRNTS&LOANS	06.220	6955	3,500,000.00	---	---	3,500,000.00
WATER PROTECTION PRG PS	06.220	7174	1,484,438.00	1,480,820.13	---	3,617.87
WATER PROTECTION PRG E&E	06.220	7179	963,953.00	416,656.91	---	547,296.09
ENVIRONMENT EMERG RESPONS	06.220	7803	5,027,438.00	5,027,437.89	---	0.11

Solid Waste Management - Scrap Tire

Subaccount Fund (0569)

SOLID WASTE MANAGEMENT	06.220	1419	3,000,000.00	1,957,136.44	---	1,042,863.56
REGIONAL OFFICES PS	06.220	5343	268,166.00	231,203.96	---	36,962.04
REGIONAL OFFICES E&E	06.220	5352	65,191.00	25,847.80	---	39,343.20
SOLID WASTE MGMT PS	06.220	5389	265,000.00	263,516.66	---	1,483.34
SOLID WASTE MGMT E&E	06.220	5392	69,206.00	12,770.34	---	56,435.66

Solid Waste Management Fund (0570)

SOLID WASTE MANAGEMENT	06.220	1418	22,200,000.00	8,456,104.74	---	13,743,895.26
REGIONAL OFFICES PS	06.220	5344	388,988.00	325,900.24	---	63,087.76
REGIONAL OFFICES E&E	06.220	5353	132,005.00	44,800.37	---	87,204.63
SOLID WASTE MGMT PS	06.220	5390	1,555,917.00	1,247,824.20	---	308,092.80
SOLID WASTE MGMT E&E	06.220	5393	489,487.00	174,788.40	---	314,698.60
HAZARDOUS WASTE PS	06.220	5529	11,207.00	11,008.29	---	198.71
ENVIRONMENTAL SVS PS	06.220	7363	48,503.00	48,007.18	---	495.82
ENVIRONMENTAL SVS E&E	06.220	7365	7,950.00	7,839.60	---	110.40
WATER PROTECTION PRG PS	06.220	8220	4,899.00	4,699.85	---	199.15

**STATE OF MISSOURI
SUMMARY OF APPROPRIATION ACTIVITY
SPECIAL REVENUE FUNDS
FOR THE APPROPRIATION YEAR 2013**

	H.B. No.	Appr. No.	Appropriations	Expenditures and Transfers Out	Reappropriations to 2014	Lapse of Appropriations
Metallic Minerals Waste Management Fund (0575)						
LAND RECLAMATION PS	06.220	5398	60,377.00	36,862.27	---	23,514.73
LAND RECLAMATION E&E	06.220	5403	9,020.00	5,248.12	---	3,771.88
Natural Resources Protection - Air Pollution Asbestos Fee Subaccount Fund (0584)						
AIR POLLUTION CNTRL PS	06.220	5368	157,035.00	99,975.26	---	57,059.74
AIR POLLUTION CNTRL E&E	06.220	5373	44,937.00	14,296.71	---	30,640.29
REGIONAL OFFICES PS	06.220	6013	53,752.00	---	---	53,752.00
AIR POLL CONTROL GRANTS	06.220	9766	75,000.00	---	---	75,000.00
Underground Storage Tank Regulation Program Fund (0586)						
HAZARDOUS WASTE PS	06.220	5379	87,655.00	57,113.80	---	30,541.20
HAZARDOUS WASTE E&E	06.220	5385	9,783.00	4,012.65	---	5,770.35
WATER PROTECTION PRG PS	06.220	8221	8,399.00	5,025.79	---	3,373.21
Natural Resources Protection - Air Pollution Permit Fee Subaccount Fund (0594)						
AIR POLL CONTROL GRANTS	06.220	1364	1,272,621.00	50,637.05	---	1,221,983.95
REGIONAL OFFICES PS	06.220	5346	981,169.00	618,471.37	---	362,697.63
REGIONAL OFFICES E&E	06.220	5355	168,743.00	81,933.59	---	86,809.41
AIR POLLUTION CNTRL PS	06.220	5369	2,943,487.00	2,618,169.92	---	325,317.08
AIR POLLUTION CNTRL E&E	06.220	5374	940,849.00	111,475.51	---	829,373.49
ENVIRONMENTAL SVS PS	06.220	5412	526,628.00	334,029.67	---	192,598.33
ENVIRONMENTAL SVS E&E	06.220	5422	109,090.00	106,466.70	---	2,623.30
Water and Wastewater Loan Revolving Fund (0602)						
WATER & WASTEWATER LOAN	06.220	1446	120,000,000.00	9,879,953.62	---	110,120,046.38
DRINKING WATER LOAN	06.220	5470	10,000,000.00	181,717.23	---	9,818,282.77
Soil and Water Sales Tax Fund (0614)						
REGIONAL OFFICES E&E	06.220	5474	19,436.00	8,672.79	---	10,763.21
Water and Wastewater Loan Fund (0649)						
DRINKING WATER LOAN	06.220	1442	23,000,000.00	13,298,900.07	---	9,701,099.93
WATER & WASTEWATER LOAN	06.220	1450	120,000,000.00	104,962,612.70	---	15,037,387.30
REGIONAL OFFICES E&E	06.220	5356	1.00	---	---	1.00
CLEAN WATER SRF	18.080	5560	12,773,348.99	1,090,245.49	---	11,683,103.50
DRINKING WATER SRF	18.080	5561	1,078,231.94	189,734.08	---	888,497.86
CLEAN WATER SRF PS	18.080	6724	113,442.00	---	---	113,442.00
CLEAN WATER SRF E&E	18.080	6919	256,356.00	---	---	256,356.00
WATER PROTECTION PRG PS	06.220	6954	1,080,297.00	1,074,048.77	---	6,248.23
WATER PROTECTION PRG E&E	06.220	7180	84,867.00	35,134.74	---	49,732.26

Hazardous Waste Fund (0676)							
SUPERFUND CLEANUP	06.220	1172	200,000.00	30,262.18	---	---	169,737.82
HAZARD MAT ANALYSIS	06.220	3080	60,210.00	---	---	---	60,210.00
ENVIRONMENT EMERG RESPONS	06.220	3082	30,920.00	30,919.04	---	---	0.96
EMERGENCY RESPONSE LOAN	06.220	3083	150,000.00	---	---	---	150,000.00
REGIONAL OFFICES E&E	06.220	5357	18,505.00	15,091.69	---	---	3,413.31
HAZARDOUS WASTE PS	06.220	5380	1,286,493.00	1,210,282.69	---	---	76,210.31
HAZARDOUS WASTE E&E	06.220	5386	152,350.00	151,133.18	---	---	1,216.82
ENVIRONMENTAL SVS PS	06.220	5413	87,020.00	79,394.31	---	---	7,625.69
ENVIRONMENTAL SVS E&E	06.220	5423	22,845.00	20,160.34	---	---	2,684.66
REGIONAL OFFICES PS	06.220	7790	202,508.00	167,908.57	---	---	34,599.43
WATER PROTECTION PRG PS	06.220	8222	3,500.00	2,235.10	---	---	1,264.90
Safe Drinking Water Fund (0679)							
DRINKING WATER ANALYSIS	06.220	3382	599,852.00	207,248.00	---	---	392,604.00
REGIONAL OFFICES PS	06.220	5348	722,721.00	698,623.88	---	---	24,097.12
REGIONAL OFFICES E&E	06.220	5358	221,342.00	172,630.03	---	---	48,711.97
ENVIRONMENTAL SVS PS	06.220	5415	565,473.00	506,619.79	---	---	58,853.21
WATER PROTECTION PRG PS	06.220	7175	473,744.00	459,178.95	---	---	14,565.05
WATER PROTECTION PRG E&E	06.220	7181	742,075.00	393,854.35	---	---	348,220.65
Coal Mine Land Reclamation Fund (0684)							
LAND RECLAMATION PS	06.220	5399	64,302.00	43,167.39	---	---	21,134.61
LAND RECLAMATION E&E	06.220	5404	17,598.00	17,410.90	---	---	187.10
COAL MINED LAND FUND PROJ	06.220	7454	349,750.00	13,640.16	---	---	336,109.84
Storm Water Loan Revolving Fund (0754)							
STORMWATER CONTROL LOANS	06.220	6848	1,014,141.00	---	---	---	1,014,141.00
Rural Water and Sewer Loan Revolving Fund (0755)							
RURAL WATER&SEWER LOANS	06.220	6849	800,000.00	246,015.05	---	---	553,984.95
Concentrated Animal Feeding Operation Indemnity Fund (0834)							
CAFO CLOSURES	06.220	3480	100,000.00	---	---	---	100,000.00
Dry-Cleaning Environmental Response Trust Fund (0898)							
HAZARDOUS WASTE PS	06.220	5467	140,642.00	92,307.05	---	---	48,334.95
HAZARDOUS WASTE E&E	06.220	5468	3,118.00	2,361.03	---	---	756.97
DRYCLEANERS CLEANUP	06.220	5469	350,000.00	350,000.00	---	---	---
Mined Land Reclamation Fund (0906)							
LAND RECLAMATION PS	06.220	5400	383,005.00	354,321.63	---	---	28,683.37
LAND RECLAMATION E&E	06.220	5405	215,869.00	90,627.32	---	---	125,241.68
LAND RECLMT BOND FORFEIT	06.220	7453	899,750.00	103,560.35	---	---	796,189.65
<u>Division of Geology and Land Survey</u>							
Natural Resources Protection - Water Pollution Permit Fee Subaccount Fund (0568)							
DGLS OPERATIONS PS	06.260	2161	13,713.00	1,420.02	---	---	12,292.98
DGLS OPERATIONS E&E	06.260	2162	6,624.00	1,680.95	---	---	4,943.05

**STATE OF MISSOURI
SUMMARY OF APPROPRIATION ACTIVITY
SPECIAL REVENUE FUNDS
FOR THE APPROPRIATION YEAR 2013**

	H.B. No.	Appr. No.	Appropriations	Expenditures and Transfers Out	Reappropriations to 2014	Lapse of Appropriations
Solid Waste Management Fund (0570)						
DGLS OPERATIONS PS	06.260	2163	126,495.00	113,391.93	---	13,103.07
DGLS OPERATIONS E&E	06.260	2164	10,436.00	10,367.94	---	68.06
Groundwater Protection Fund (0660)						
DGLS OPERATION PS	06.260	1956	488,889.00	454,410.52	---	34,478.48
DGLS OPERATION E&E	06.260	2411	299,787.00	295,384.86	---	4,402.14
Missouri Land Survey Fund (0668)						
DGLS OPERATION PS	06.260	1961	870,763.00	389,311.76	---	481,451.24
DGLS OPERATION E&E	06.260	2414	24,033.00	42.96	---	23,990.04
LAND SURVEY RESTOR PROJ	06.260	2759	180,000.00	78,700.00	---	101,300.00
Hazardous Waste Fund (0676)						
DGLS OPERATIONS PS	06.260	2165	148,737.00	117,193.66	---	31,543.34
DGLS OPERATIONS E&E	06.260	2171	31,237.00	30,616.20	---	620.80
Oil and Gas Remedial Fund (0699)						
OIL & GAS REMEDIAL FUND	06.260	7767	23,000.00	---	---	23,000.00
DGLS OPERATION PS	06.260	7801	7,134.00	666.25	---	6,467.75
DGLS OPERATION E&E	06.260	7802	7,625.00	1,107.15	---	6,517.85
Geologic Resources Fund (0801)						
DGLS OPERATION PS	06.260	2861	98,758.00	77,270.40	---	21,487.60
DGLS OPERATION E&E	06.260	2889	28,727.00	7,359.32	---	21,367.68
Dry-Cleaning Environmental Response Trust Fund (0898)						
DGLS OPERATIONS PS	06.260	2206	25,215.00	---	---	25,215.00
DGLS OPERATIONS E&E	06.260	2208	2,803.00	---	---	2,803.00
<u>Division of State Parks</u>						
Natural Resources Protection Fund (0555)						
DNR SPENDING AUTHORITY	17.080	3367	431,981.61	193,703.88	170,000.00	68,277.73
Parks Sales Tax Fund (0613)						
STATE PARKS OPERATION E&E	06.285	0664	8,026,732.00	7,526,496.79	---	500,235.21
LEVY DISTRICT PAYMENTS	06.285	1942	15,000.00	7,057.28	---	7,942.72
STATE PARKS OPERATION PS	06.285	2082	17,983,327.00	17,918,179.62	---	65,147.38
PRJS ST & HIST PROPERTIES	17.085	6593	1,092,457.77	370,579.19	648,179.00	73,699.58
DNR WATER WASTE IMPROV	17.090	6594	1,500,000.00	---	---	1,500,000.00
CATASTROPHIC PROJECTS	17.100	6598	601,175.61	356,805.72	---	244,369.89
BRUCE R WATKINS CENTER	06.285	7814	100,000.00	100,000.00	---	---
PAYMENT IN LIEU OF TAXES	06.285	7815	30,000.00	4,888.30	---	25,111.70
PRJS ST & HIST PROPERTIES	21.070	7990	1,272,893.59	129,579.11	1,143,049.00	265.48
DNR WATER WASTE IMPROV	21.075	7992	1,497,946.44	300,225.70	365,000.00	832,720.74
CATASTROPHIC PROJECTS	21.080	7993	1,551,642.03	465,024.75	1,086,617.00	0.28

Meramec-Onondaga State Parks Fund (0698)							
STATE PARKS OPERATION E&E	06.285	2085	5,586.00	---	---	5,586.00	
Economic Development Advancement Fund (0783)							
HISTORIC PRESERVATION PS	06.290	2834	98,586.00	96,641.73	---	1,944.27	
HISTORIC PRESERVATION E&E	06.290	2837	13,871.00	4,857.18	---	9,013.82	
Babler State Park Fund (0911)							
STATE PARKS OPERATION PS	06.285	2086	64,131.00	53,440.53	---	10,690.47	
STATE PARKS OPERATION E&E	06.285	2087	106,259.00	53,495.92	---	52,763.08	

DEPARTMENT OF PUBLIC SAFETY

State Highways and Transportation Department Fund (0644)							
CRITICAL M&R	21.015	7972	372,249.87	355,613.82	16,636.00	0.05	
Crime Victims' Compensation Fund (0681)							
PUBLIC SAFETY STATE OWNED	13.010	7733	19,037.00	17,435.70	---	1,601.30	

Office of the Director

Missouri Crime Prevention Information and Programming Fund (0253)							
DIRECTOR ADMIN E&E	08.005	2328	1,000.00	---	---	1,000.00	
Peace Officer Standards and Training Commission Fund (0281)							
POST TRAINING	08.080	1645	1,400,000.00	1,228,441.84	---	171,558.16	
State Forensic Laboratory Fund (0591)							
STATE FORENSIC LABS	08.070	8770	399,200.00	332,469.74	---	66,730.26	
Services to Victims Fund (0592)							
DIRECTOR ADMIN PS	08.005	0782	75,133.00	67,748.03	---	7,384.97	
DIRECTOR ADMIN E&E	08.005	0783	15,042.00	6,034.08	---	9,007.92	
STATE SERVICES TO VICTIMS	08.045	8866	4,950,000.00	4,026,934.24	---	923,065.76	
Crime Victims' Compensation Fund (0681)							
CRIME VICTIMS COMP	08.060	2279	5,837,329.00	2,693,124.28	---	3,144,204.72	
DIRECTOR ADMIN E&E	08.005	5220	1,453,268.00	1,308,757.12	---	144,510.88	
STATE SERVICES TO VICTIMS	08.045	5668	50,000.00	28,170.89	---	21,829.11	
DIRECTOR ADMIN PS	08.005	8769	441,392.00	403,924.41	---	37,467.59	
Antiterrorism Fund (0759)							
DIRECTOR ADMIN E&E	08.005	7530	10,000.00	9,320.70	---	679.30	
Deputy Sheriff Salary Supplementation Fund (0913)							
MOSMART	08.035	7930	6,400,000.00	3,999,655.50	---	2,400,344.50	

**STATE OF MISSOURI
SUMMARY OF APPROPRIATION ACTIVITY
SPECIAL REVENUE FUNDS
FOR THE APPROPRIATION YEAR 2013**

	H.B. No.	Appr. No.	Appropriations	Expenditures and Transfers Out	Reappropriations to 2014	Lapse of Appropriations
<u>Division of Fire Safety</u>						
Elevator Safety Fund (0257)						
F S ADMIN PS	08.170	5629	319,421.00	305,878.22	---	13,542.78
F S ADMIN E&E	08.170	5630	76,123.00	76,123.00	---	---
Chemical Emergency Preparedness Fund (0587)						
FIREFIGHTER TRAINING	08.180	1382	100,000.00	76,327.00	---	23,673.00
Boiler and Pressure Vessels Safety Fund (0744)						
F S ADMIN PS	08.170	6103	316,003.00	309,401.40	---	6,601.60
F S ADMIN E&E	08.170	6104	55,952.00	55,949.47	---	2.53
Missouri Explosives Safety Act Administration Fund (0804)						
F S ADMIN PS	08.170	2836	103,882.00	64,285.55	---	39,596.45
F S ADMIN E&E	08.170	2857	17,580.00	16,104.37	---	1,475.63
Fire Education Fund (0821)						
FIREFIGHTER TRAINING	08.180	0682	320,000.00	150,994.23	---	169,005.77
Cigarette Fire Safety and Firefighter Protection Fund (0937)						
FIRE SAFE CIGARETTE PS	08.175	6782	20,383.00	9,352.50	---	11,030.50
FIRE SAFE CIGARETTE E&E	08.175	6783	12,864.00	12,846.61	---	17.39
<u>State Highway Patrol</u>						
Gaming Commission Fund (0286)						
SHP TECHNICAL SERVICE PS	08.145	0636	20,895.00	---	---	20,895.00
SHP ENFORCEMENT E&E	08.105	1647	600,854.00	575,512.56	---	25,341.44
GASOLINE PURCHASE	08.115	1648	717,952.00	717,901.19	---	50.81
SHP ADMIN PS	08.095	2797	33,330.00	30,457.45	---	2,872.55
FRINGE BENEFITS PS	08.100	3276	165,530.00	128,988.04	---	36,541.96
FRINGE BENEFITS E&E	08.100	3277	14,028.00	6,636.60	---	7,391.40
SHP ADMIN E&E	08.095	4369	30,821.00	26,171.02	---	4,649.98
VEHICLE REPLACEMENT	08.120	4371	687,188.00	630,785.00	---	56,403.00
SHP ACADEMY PS	08.130	5917	166,459.00	156,923.48	---	9,535.52
SHP ACADEMY E&E	08.130	5918	179,857.00	175,531.43	---	4,325.57
DPS-SHP INSTIT	13.015	7744	50,281.00	50,281.00	---	---
Highway Patrol Inspection Fund (0297)						
VEH & DRIVER SAFETY E&E	08.135	1379	704,703.00	404,584.37	---	300,118.63
VEH & DRIVER SAFETY PS	14.130	8476	125,000.00	56,188.92	---	68,811.08

Missouri State Water Patrol Fund (0400)							
STATE WATER PATROL PS	08.110	3595	1,682,999.00	1,536,768.58	---	146,230.42	
STATE WATER PATROL E&E	08.110	3598	590,000.00	523,045.82	---	66,954.18	
FRINGE BENEFITS PS	08.100	8036	1,119,736.00	994,508.92	---	125,227.08	
FRINGE BENEFITS E&E	08.100	8037	101,982.00	93,681.00	---	8,301.00	
State Forensic Laboratory Fund (0591)							
CRIME LABS E&E	08.125	8771	275,000.00	268,665.12	---	6,334.88	
State Highways and Transportation Department Fund (0644)							
SHP TECHNICAL SERVICE PS	08.145	0630	13,005,046.00	11,618,025.63	---	1,387,020.37	
SHP ADMIN PS	08.095	1130	5,673,654.00	5,226,934.09	---	446,719.91	
SHP ADMIN E&E	08.095	1133	422,589.00	313,014.88	---	109,574.12	
SHP ENFORCEMENT PS	08.105	1136	63,657,834.00	60,194,925.80	---	3,462,908.20	
SHP ACADEMY PS	08.130	1143	1,241,395.00	1,148,601.36	---	92,793.64	
SHP ACADEMY E&E	08.130	1148	74,317.00	56,353.47	---	17,963.53	
VEH & DRIVER SAFETY PS	08.135	1150	10,602,248.00	10,024,888.10	---	577,359.90	
VEH & DRIVER SAFETY E&E	08.135	1154	958,546.00	856,755.12	---	101,790.88	
SHP ENFORCEMENT E&E	08.105	1430	5,119,171.00	5,012,940.32	---	106,230.68	
SHP TECHNICAL SERVICE E&E	08.145	2285	13,345,440.00	13,265,705.41	---	79,734.59	
ST HWY PATROL LEASING	13.005	3194	961,671.00	894,367.05	---	67,303.95	
REFUND UNUSED STICKERS	08.140	3284	40,000.00	35,972.00	---	4,028.00	
MSHPGQ UPGRADE ELECTR	17.135	4067	281,682.71	281,682.71	---	---	
MSHPGQ EXTERIOR RENO	17.135	4068	82,162.00	---	---	82,162.00	
FRINGE BENEFITS PS	08.100	4346	67,378,099.00	61,773,068.05	---	5,605,030.95	
FRINGE BENEFITS E&E	08.100	4349	6,288,232.00	5,386,894.57	---	901,337.43	
VEHICLE REPLACEMENT	08.120	4370	6,234,456.00	6,219,656.00	---	14,800.00	
GASOLINE PURCHASE	08.115	4472	5,527,941.00	5,086,773.65	---	441,167.35	
CRIME LABS PS	08.125	5296	3,674,490.00	3,458,182.24	---	216,307.76	
CRIME LABS E&E	08.125	5297	894,529.00	867,693.00	---	26,836.00	
INTEROPERABLE SYSTEM HWY	08.105	7101	5,000,000.00	2,176,148.75	---	2,823,851.25	
DPS HP STATE OWNED	13.010	7740	145,335.00	139,955.84	---	5,379.16	
DPS-SHP INSTIT	13.015	7745	1,775,179.00	1,721,924.00	---	53,255.00	
INTEROPERABLE ONGOING HWY	08.105	7900	2,850,000.00	2,460,501.86	---	389,498.14	
HP TROOP H HVAC UNITS	21.115	8003	293,720.00	287,080.00	6,640.00	---	
HP TROOP F REMVE SEWER PL	21.115	8004	174,091.00	4,112.53	169,978.00	0.47	
MSHPGQ FREIGHT ELEVATORS	21.115	8005	129,134.00	129,134.00	---	---	
HP TROOP A CONCRETE PAD	21.115	8006	1,209,689.70	979,433.74	230,255.00	0.96	
MSHPGQ REPLACE PIPING	21.115	8009	163,623.33	163,623.00	---	0.33	
MSHPGQ ADMIN REPL PIPING	21.115	8010	58,858.34	42,443.00	16,415.00	0.34	
MSHPGQ PHYSCL REPL PIPING	21.115	8012	140,861.33	140,614.00	247.00	0.33	
TROOP D EVIDENCE & OFFICE	22.045	8075	628,754.60	21,093.81	607,660.00	0.79	
HP HANNIBAL CDL SITE	22.050	8076	1,338,100.00	57,800.00	1,280,300.00	---	
HP TROOP A REPLACE PIPING	21.115	8530	98,245.00	---	---	98,245.00	

**STATE OF MISSOURI
SUMMARY OF APPROPRIATION ACTIVITY
SPECIAL REVENUE FUNDS
FOR THE APPROPRIATION YEAR 2013**

	H.B. No.	Appr. No.	Appropriations	Expenditures and Transfers Out	Reappropriations to 2014	Lapse of Appropriations
Criminal Record System Fund (0671)						
SHP TECHNICAL SERVICE PS	08.145	0635	3,680,954.00	3,434,254.70	---	246,699.30
SHP ADMIN PS	08.095	2121	40,879.00	38,008.98	---	2,870.02
SHP TECHNICAL SERVICE E&E	08.145	2286	4,066,220.00	1,866,626.24	---	2,199,593.76
ST HWY PATROL LEASING	13.005	3007	2,988.00	2,488.00	---	500.00
FBI BACKGROUND CHARGES	08.145	7163	2,500,000.00	2,358,106.00	---	141,894.00
FRINGE BENEFITS PS	08.100	8867	2,932,533.00	2,371,133.71	---	561,399.29
FRINGE BENEFITS E&E	08.100	8868	257,285.00	143,900.12	---	113,384.88
SHP ENFORCEMENT PS	08.105	8870	102,380.00	---	---	102,380.00
CRIME LABS PS	08.125	8872	102,992.00	93,044.39	---	9,947.61
CRIME LABS E&E	08.125	8873	3,525.00	3,525.00	---	---
HP MTR Vehicle/Aircrft/Wtrcrrft Fund (0695)						
SHP ENFORCEMENT E&E	08.105	1967	202,625.00	167,199.22	---	35,425.78
FRINGE BENEFITS PS	08.100	2900	3,938.00	---	---	3,938.00
FRINGE BENEFITS E&E	08.100	2901	617.00	385.65	---	231.35
SHP ENFORCEMENT PS	08.105	2903	7,804.00	---	---	7,804.00
VEHICLE REPLACEMENT	08.120	6461	6,267,240.00	6,258,407.00	---	8,833.00
Highway Patrol Traffic Records Fund (0758)						
SHP TECHNICAL SERVICE PS	08.145	3682	75,984.00	49,176.16	---	26,807.84
SHP ENFORCEMENT E&E	08.105	6892	256,450.00	54,242.54	---	202,207.46
FRINGE BENEFITS PS	08.100	7284	49,950.00	24,210.85	---	25,739.15
FRINGE BENEFITS E&E	08.100	7285	4,993.00	2,457.02	---	2,535.98
DNA Profiling Analysis Fund (0772)						
CRIME LABS PS	08.125	7280	61,704.00	51,886.90	---	9,817.10
CRIME LABS E&E	08.125	7281	1,478,305.00	558,006.13	---	920,298.87
FRINGE BENEFITS PS	08.100	7282	46,614.00	32,996.80	---	13,617.20
FRINGE BENEFITS E&E	08.100	7283	6,026.00	2,016.72	---	4,009.28
Criminal Justice Network and Technology Revolving Fund (0842)						
SHP TECHNICAL SERVICE E&E	08.145	4113	2,300,000.00	2,271,316.19	---	28,683.81
<u>Adjutant General</u>						
Missouri National Guard Training Site Fund (0269)						
TRAINING SITE REVOLVING	08.285	3154	330,000.00	299,341.07	---	30,658.93
CONTRACT SERVICES PS	08.290	6942	19,397.00	14,959.50	---	4,437.50

Missouri National Guard Trust Fund (0900)							
NATIONAL GUARD TRUST FUND	08.260	1863	2,764,400.00	893,699.34	---	1,870,700.66	
DPS-ADJ GEN INSTIT	13.025	3668	446,828.00	397,726.53	---	49,101.47	
NATIONAL GUARD TRUST PS	08.260	7278	1,231,361.00	1,177,138.98	---	54,222.02	
NATIONAL GUARD TRUST E&E	08.260	7279	1,469,325.00	916,540.54	---	552,784.46	
CONTRACT SERVICES E&E	08.290	7524	229,123.00	215,861.14	---	13,261.86	

State Emergency Management Agency

Chemical Emergency Preparedness
Fund (0587)

A G SEMA PS	08.300	3882	155,786.00	155,528.97	---	257.03
A G SEMA E&E	08.300	3883	85,212.00	79,343.95	---	5,868.05
MERC DISTRIBUTIONS	08.305	3884	650,000.00	438,664.41	---	211,335.59

Missouri Veterans Commission

Veterans Trust Fund (0579)

ADMIN & SERVICE E&E	08.185	0981	23,832.00	11,309.36	---	12,522.64
VETERANS HOMES E&E	08.195	2345	49,980.00	49,978.00	---	2.00

Missouri Gaming Commission

Compulsive Gamblers Fund (0249)

GAMING E&E	08.205	3087	59,635.00	4,174.71	---	55,460.29
------------	--------	------	-----------	----------	-----	-----------

Gaming Commission Fund (0286)

GAMING COMM FRINGES PS	08.210	1542	5,139,270.00	5,139,269.01	---	0.99
GAMING COMM FRINGES E&E	08.210	1543	267,317.00	202,120.59	---	65,196.41
GAMING COMM REFUNDS	08.215	1651	15,000.00	1,000.00	---	14,000.00
GAMING & BINGO PS	08.205	2990	14,497,730.00	12,716,216.20	---	1,781,513.80
GAMING & BINGO E&E	08.205	2991	1,913,786.00	1,506,617.13	---	407,168.87
GAMING COM LEASING	13.005	3198	369,067.00	366,013.83	---	3,053.17
GAMING COM STATE OWNED	13.010	7883	76,588.00	76,561.75	---	26.25

Bingo Proceeds for Education Fund (0289)

BINGO REFUNDS	08.220	2994	5,000.00	---	---	5,000.00
---------------	--------	------	----------	-----	-----	----------

DEPARTMENT OF REVENUE

State Highways and Transportation

Department Fund (0644)

REVENUE LEASING	13.005	7878	2,214.00	2,115.13	---	98.87
-----------------	--------	------	----------	----------	-----	-------

Legal Services

Motor Vehicle Commission Fund (0588)

LEGAL SERV PS	04.020	1745	464,720.00	257,087.35	---	207,632.65
LEGAL SERV E&E	04.020	1746	35,298.00	30,336.58	---	4,961.42

**STATE OF MISSOURI
SUMMARY OF APPROPRIATION ACTIVITY
SPECIAL REVENUE FUNDS
FOR THE APPROPRIATION YEAR 2013**

	H.B. No.	Appr. No.	Appropriations	Expenditures and Transfers Out	Reappropriations to 2014	Lapse of Appropriations
State Highways and Transportation						
Department Fund (0644)						
HWY COLL ATTORNEY FEES	04.005	0889	5,000.00	---	---	5,000.00
HWY COLL LEGAL SERV PS	04.005	1777	1,029,543.00	998,630.13	---	30,912.87
HWY COLL LEGAL SERV E&E	04.005	1778	107,868.00	103,963.36	---	3,904.64
Tobacco Control Special Fund (0984)						
TOBACCO CONT ENFORCMNT PS	04.020	8246	41,040.00	26,544.56	---	14,495.44
TOBACCO CONT ENFORCMNT EE	04.020	8247	3,323.00	3,061.52	---	261.48
<u>Administration Division</u>						
Health Initiatives Fund (0275)						
POSTAGE	04.025	1636	5,373.00	5,212.00	---	161.00
Motor Vehicle Commission Fund (0588)						
POSTAGE	04.025	6869	44,029.00	---	---	44,029.00
Conservation Commission Fund (0609)						
POSTAGE	04.025	6240	1,343.00	1,343.00	---	---
State Highways and Transportation						
Department Fund (0644)						
HWY COLL ADMIN PS	04.005	1791	706,149.00	675,761.25	---	30,387.75
HWY COLL ADMIN E&E	04.005	1794	225,830.00	219,055.00	---	6,775.00
HWY COLL POSTAGE	04.005	1796	1,958,901.00	1,958,901.00	---	---
<u>MV/DL Division</u>						
Motor Vehicle Commission Fund (0588)						
MV/DL PS	04.015	1714	279,632.00	169,714.29	---	109,917.71
MV/DL E&E	04.015	1715	328,415.00	347.33	---	328,067.67
FED & OTHER FUND REFUNDS	04.065	7292	5,800.00	5,748.00	---	52.00
State Highways and Transportation						
Department Fund (0644)						
HIGHWAY FUND REFUNDS	04.070	1245	2,290,564.00	1,552,069.93	---	738,494.07
HWY COLL MV/DL PS	04.005	1773	4,061,059.00	3,918,761.09	---	142,297.91
HWY COLL MV/DL E&E	04.005	1774	3,447,606.00	3,447,606.00	---	---
Revenue Specialty Plate Fund (0775)						
MV/DL PS	04.015	1722	10,042.00	---	---	10,042.00
MV/DL E&E	04.015	1723	14,850.00	2,338.50	---	12,511.50

Taxation Division

Statewide Court Automation Fund (0270)							
FED & OTHER FUND REFUNDS	04.065	8640	1,200.00	1,155.06	---	44.94	
Health Initiatives Fund (0275)							
CIGARETTE TAX REFUNDS	04.090	1640	25,000.00	6,308.17	---	18,691.83	
TAXATION PS	04.010	1701	50,277.00	44,701.61	---	5,575.39	
TAXATION E&E	04.010	1702	4,163.00	---	---	4,163.00	
School Building Revolving (0279)							
FED & OTHER FUND REFUNDS	04.065	6905	1,300.00	1,275.00	---	25.00	
Gaming Proceeds for Education Fund (0285)							
FED & OTHER FUND REFUNDS	04.065	3004	500.00	---	---	500.00	
Gaming Commission Fund (0286)							
FED & OTHER FUND REFUNDS	04.065	0929	500.00	---	---	500.00	
Elderly Home-Delivered Meals Trust Fund (0296)							
TAXATION PS	04.010	1703	12,823.00	9,337.46	---	3,485.54	
Solid Waste Management - Scrap Tire Subaccount Fund (0569)							
FED & OTHER FUND REFUNDS	04.065	1592	2,700.00	2,305.94	---	394.06	
Conservation Commission Fund (0609)							
TAXATION PS	04.010	1706	549,812.00	506,158.61	---	43,653.39	
TAXATION E&E	04.010	1707	8,277.00	---	---	8,277.00	
State School Money Fund (0616)							
CIGARETTE TAX REFUNDS	04.090	1641	25,000.00	14,193.43	---	10,806.57	
State Highways and Transportation Department Fund (0644)							
REFUNDS OF MOTOR FUEL TAX	04.080	1248	10,414,000.00	7,838,411.18	---	2,575,588.82	
HWY COLL TAX PS	04.005	1771	1,074,161.00	1,036,447.57	---	37,713.43	
HWY COLL TAX E&E	04.005	1772	171,140.00	35,133.61	---	136,006.39	
Workers' Compensation Fund (0652)							
WORKERS COMP REFUNDS	04.085	8360	513,703.00	513,702.48	---	0.52	
Petroleum Inspection Fund (0662)							
TAXATION PS	04.010	1708	33,155.00	18,297.00	---	14,858.00	
TAXATION E&E	04.010	1709	2,818.00	---	---	2,818.00	
Motor Fuel Tax Fund (0673)							
DIST TO CITIES MFT FUND	04.050	1246	188,000,000.00	177,321,082.31	---	10,678,917.69	
Fair Share Fund (0687)							
CIGARETTE TAX REFUNDS	04.090	1642	11,000.00	6,308.17	---	4,691.83	
Revenue Specialty Plate Fund (0775)							
FED & OTHER FUND REFUNDS	04.065	7295	9,850.00	5,000.00	---	4,850.00	
Aviation Trust Fund (0952)							
AVIATION TRUST REFUNDS	04.075	9815	50,000.00	4,131.37	---	45,868.63	

**STATE OF MISSOURI
SUMMARY OF APPROPRIATION ACTIVITY
SPECIAL REVENUE FUNDS
FOR THE APPROPRIATION YEAR 2013**

	H.B. No.	Appr. No.	Appropriations	Expenditures and Transfers Out	Reappropriations to 2014	Lapse of Appropriations
<u>DEPARTMENT OF SOCIAL SERVICES</u>						
Nursing Facility Quality of Care Fund (0271)						
SOCIAL SERVICES LEASING	13.005	0666	74,670.00	68,719.11	---	5,950.89
Health Initiatives Fund (0275)						
SOCIAL SRVS STATE OWNED	13.010	7763	21,397.00	20,755.00	---	642.00
Social Services Educational Improvement Fund (0620)						
SOCIAL SRVS STATE OWNED	13.010	7765	8,520.00	8,493.77	---	26.23
Early Childhood Development, Education and Care Fund (0859)						
SOCIAL SRVS STATE OWNED	13.010	7768	660.00	640.00	---	20.00
Medicaid Provider Enrollment Fund (0990)						
MO MEDICAID AUD & COMP EE	11.025	8218	51,500.00	---	---	51,500.00
<u>Family Support Division</u>						
Health Initiatives Fund (0275)						
IM FIELD STAFF/OPS PS	11.075	6287	778,525.00	731,662.10	---	46,862.90
IM FIELD STAFF/OPS E&E	11.075	6288	27,919.00	27,079.60	---	839.40
Blind Pension Fund (0621)						
BLIND ADMIN PS	11.160	0768	945,371.00	---	---	945,371.00
BLIND ADMIN E&E	11.160	0770	176,514.00	---	---	176,514.00
BLIND PENSIONS	11.125	1407	33,964,470.00	32,255,307.98	---	1,709,162.02
SVS FOR VISUALLY IMPAIRED	11.165	5699	1,736,337.00	---	---	1,736,337.00
Blindness Education, Screening and Treatment Program Fund (0892)						
SVS FOR VISUALLY IMPAIRED	11.165	3643	349,000.00	134,762.00	---	214,238.00
<u>Children's Division</u>						
Health Initiatives Fund (0275)						
CHILD FIELD STAFF/OPS PS	11.200	6305	69,422.00	67,153.72	---	2,268.28
CHILD FIELD STAFF/OPS E&E	11.200	6306	27,846.00	---	---	27,846.00
CHILD ASSESSMENT CENTERS	11.260	8299	501,048.00	486,017.00	---	15,031.00
Early Childhood Development, Education and Care Fund (0859)						
CHILDHOOD DEV CERTIF	11.285	0739	3,074,500.00	2,380,686.95	---	693,813.05
PURCHASE OF CHILD CARE	11.285	2273	2,676,737.00	2,596,435.00	---	80,302.00
CHILDREN'S ADMIN PS	11.195	6298	44,863.00	---	---	44,863.00
CHILDREN'S ADMIN E&E	11.195	6299	11,548.00	---	---	11,548.00

Division of Youth Services

Health Initiatives Fund (0275)						
YOUTH TREATMENT PRGM PS	11.295	3608	128,614.00	124,748.39	---	3,865.61
YOUTH TREATMENT PRGM E&E	11.295	3609	9,106.00	---	---	9,106.00
Gaming Commission Fund (0286)						
JUVENILE COURT DIVERSION	11.300	0186	500,000.00	473,234.77	---	26,765.23
Social Services Educational Improvement Fund (0620)						
YOUTH TREATMENT PRGM PS	11.295	1748	3,097,370.00	2,846,801.91	---	250,568.09
YOUTH TREATMENT PRGM E&E	11.295	1749	3,852,302.00	3,702,041.11	---	150,260.89
Youth Services Products Fund (0764)						
YOUTH TREATMENT PRGM E&E	11.295	6870	5,000.00	---	---	5,000.00
Youth Services Treatment Fund (0843)						
DYS ADVISORY BOARD E&E	11.290	8298	999.00	---	---	999.00

MO HealthNet Division

MO HealthNet Managed Care Organization Reimbursement Allowance Fund (0160)						
MANAGED CARE	11.495	0803	385,067.00	385,067.00	---	---
Health Care Technology Fund (0170)						
INFO SYS MMIS EE	11.420	3687	5,000.00	3,971.54	---	1,028.46
Nursing Facility Federal Reimbursement Allowance Fund (0196)						
NFRA FEDERAL	11.585	1606	301,027,717.00	284,584,398.27	---	16,443,318.73
REHAB & SPECIALTY SYS	11.480	5409	1,414,043.00	1,414,043.00	---	---
NURSING FACILITIES	11.465	5654	9,134,756.00	9,134,756.00	---	---
MO HLTHNET SUPP POOL	11.600	6645	181,500.00	181,500.00	---	---
Nursing Facility Quality of Care Fund (0271)						
MO HEALTHNET ADMIN PS	11.400	1753	81,981.00	81,341.54	---	639.46
MO HEALTHNET ADMIN E&E	11.400	1754	10,281.00	10,281.00	---	---
Health Initiatives Fund (0275)						
MO HEALTHNET ADMIN E&E	11.400	0216	31,385.00	30,443.00	---	942.00
MO HEALTHNET ADMIN PS	11.400	1670	309,329.00	299,318.52	---	10,010.48
MANAGED CARE	11.495	1785	8,055,080.00	7,813,428.00	---	241,652.00
HOME HEALTH	11.465	2821	159,305.00	154,526.00	---	4,779.00
CHILDREN'S HLTH INS PRGM	11.555	2869	5,375,576.00	5,214,309.00	---	161,267.00
PHARMACY	11.430	3066	969,293.00	940,214.00	---	29,079.00
PHYSICIAN RELATED PROF	11.450	3067	1,427,081.00	1,384,269.00	---	42,812.00
DENTAL	11.455	3070	71,162.00	69,027.00	---	2,135.00
REHAB & SPECIALTY SVS	11.480	3072	194,881.00	189,035.00	---	5,846.00
HOSPITAL CARE	11.510	3073	9,171,007.00	8,895,877.00	---	275,130.00
INFORMATION SYSTEMS	11.420	8257	1,515,000.00	1,432,693.20	---	82,306.80
Life Sciences Research Trust Fund (0763)						
PHARMACY	11.430	3051	25,556,250.00	25,556,250.00	---	---
MANAGED CARE	11.495	7166	7,272,544.00	7,272,544.00	---	---
CHILDREN'S HLTH INS PRGM	11.555	7167	171,206.00	171,206.00	---	---

**STATE OF MISSOURI
SUMMARY OF APPROPRIATION ACTIVITY
SPECIAL REVENUE FUNDS
FOR THE APPROPRIATION YEAR 2013**

	H.B. No.	Appr. No.	Appropriations	Expenditures and Transfers Out	Reappropriations to 2014	Lapse of Appropriations
Missouri Rx Plan Fund (0779)						
MISSOURI RX PLAN	11.430	1024	15,526,058.00	12,045,477.43	---	3,480,580.57
CLINICAL SRVC MGMT	11.405	2036	4,160,819.00	594,875.60	---	3,565,943.40
MO HEALTHNET ADMIN PS	11.400	2849	742,092.00	313,753.83	---	428,338.17
MO HEALTHNET ADMIN E&E	11.400	2850	55,553.00	---	---	55,553.00
Ambulance Service Reimb Allowance Fund (0958)						
REHAB & SPECIALTY SYS REV	11.480	5907	15,889,475.00	15,889,475.00	---	---
MO HEALTHNET ADMIN PS	11.400	7366	17,541.00	17,463.49	---	77.51
MO HEALTHNET ADMIN E&E	11.400	7367	3,466.00	3,466.00	---	---
REHAB & SPECIALTY SYS EXP	11.480	7368	1,072,605.00	1,072,605.00	---	---
<u>DEPARTMENT OF CORRECTIONS</u>						
Correctional Substance Abuse Earnings Fund (0853)						
REACT	09.200	7263	264,600.00	215,265.34	---	49,334.66
<u>Office of the Director</u>						
Inmate Incarceration Reimbursement Act Revolving Fund (0828)						
INMATE INCAR REIMB ACT	09.020	8244	750,000.00	224,507.61	---	525,492.39
Subtotals			6,631,414,910.38	5,998,088,114.91	23,754,571.00	609,572,224.47
Appropriated Transfers Out To:						
School District Bonds Fund (0248)	02.270	T009	392,000.00	392,000.00	---	---
General Revenue Fund (0101)	05.245	T024	9.00	9.00	---	---
Access Missouri Financial Assistance Fund (0791)	03.045	T027	50,000.00	---	---	50,000.00
Access Missouri Financial Assistance Fund (0791)	03.045	T030	11,916,667.00	11,559,167.00	---	357,500.00
General Revenue Fund (0101)	05.245	T035	24,362.00	24,362.00	---	---
General Revenue Fund (0101)	05.245	T039	449,068.00	449,068.00	---	---
General Revenue Fund (0101)	05.245	T041	2.00	1.00	---	1.00
General Revenue Fund (0101)	05.245	T043	69,097.00	69,097.00	---	---
Access Missouri Financial Assistance Fund (0791)	08.240	T048	5,000,000.00	5,000,000.00	---	---
General Revenue Fund (0101)	10.425	T053	2,800,000.00	2,634,047.00	---	165,953.00
General Revenue Fund (0101)	07.540	T054	16,500.00	6,416.79	---	10,083.21

Professional Registration Fees Fund (0689)	07.545	T058	186,721.00	80,657.59	---	106,063.41
Natural Resources Cost Allocation Fund (0500)	06.330	T061	74,517.00	69,517.00	---	5,000.00
Natural Resources Cost Allocation Fund (0500)	06.330	T064	26,609.00	24,825.00	---	1,784.00
Natural Resources Cost Allocation Fund (0500)	06.330	T065	250,906.00	234,070.00	---	16,836.00
Natural Resources Cost Allocation Fund (0500)	06.330	T066	47,905.00	44,690.00	---	3,215.00
Natural Resources Cost Allocation Fund (0500)	06.330	T067	131,207.00	122,403.00	---	8,804.00
Natural Resources Cost Allocation Fund (0500)	06.330	T068	4,187.00	3,906.00	---	281.00
Natural Resources Cost Allocation Fund (0500)	06.330	T069	15,149.00	14,133.00	---	1,016.00
Natural Resources Cost Allocation Fund (0500)	06.330	T071	5,919.00	5,523.00	---	396.00
Natural Resources Cost Allocation Fund (0500)	06.330	T072	336,546.00	314,054.00	---	22,492.00
Natural Resources Cost Allocation Fund (0500)	06.330	T073	249,891.00	233,123.00	---	16,768.00
General Revenue Fund (0101)	05.245	T074	43,991.00	43,991.00	---	---
Natural Resources Cost Allocation Fund (0500)	06.330	T075	42,127.00	39,300.00	---	2,827.00
Natural Resources Cost Allocation Fund (0500)	06.330	T076	1,581.00	1,475.00	---	106.00
Natural Resources Cost Allocation Fund (0500)	06.330	T078	1,888.00	1,761.00	---	127.00
General Revenue Fund (0101)	05.245	T079	3,131.00	3,131.00	---	---
Natural Resources Cost Allocation Fund (0500)	06.330	T080	91,252.00	85,128.00	---	6,124.00
Natural Resources Cost Allocation Fund (0500)	06.330	T081	150,821.00	140,703.00	---	10,118.00
Natural Resources Cost Allocation Fund (0500)	06.330	T083	13,992.00	13,053.00	---	939.00
Natural Resources Cost Allocation Fund (0500)	06.330	T084	33,127.00	30,905.00	---	2,222.00
General Revenue Fund (0101)	05.245	T085	12.00	12.00	---	---
Natural Resources Cost Allocation Fund (0500)	06.330	T087	205,327.00	170,485.00	---	34,842.00
Natural Resources Cost Allocation Fund (0500)	06.330	T090	73,315.00	60,874.00	---	12,441.00
Natural Resources Cost Allocation Fund (0500)	06.330	T091	696,069.00	577,952.00	---	118,117.00
Natural Resources Cost Allocation Fund (0500)	06.330	T092	131,993.00	109,595.00	---	22,398.00
Natural Resources Cost Allocation Fund (0500)	06.330	T093	393,544.00	326,763.00	---	66,781.00
Natural Resources Cost Allocation Fund (0500)	06.330	T095	11,536.00	9,578.00	---	1,958.00
Natural Resources Cost Allocation Fund (0500)	06.330	T096	41,738.00	34,655.00	---	7,083.00
Natural Resources Cost Allocation Fund (0500)	06.330	T098	16,309.00	13,540.00	---	2,769.00
Natural Resources Cost Allocation Fund (0500)	06.330	T099	927,287.00	769,862.00	---	157,425.00
Natural Resources Cost Allocation Fund (0500)	06.330	T100	1,835,336.00	1,523,895.00	---	311,441.00
Natural Resources Cost Allocation Fund (0500)	06.330	T101	1,122,833.00	581,188.00	---	541,645.00
Natural Resources Cost Allocation Fund (0500)	06.330	T104	178,219.00	147,976.00	---	30,243.00
Natural Resources Cost Allocation Fund (0500)	06.330	T105	295,585.00	245,426.00	---	50,159.00
Natural Resources Cost Allocation Fund (0500)	06.330	T108	415,558.00	345,040.00	---	70,518.00
Natural Resources Cost Allocation Fund (0500)	06.330	T110	45,752.00	37,987.00	---	7,765.00
Mental Health Fund (0148)	10.425	T124	4,742,365.00	4,277,648.00	---	464,717.00
General Revenue Fund (0101)	05.245	T135	2,115.00	2,115.00	---	---
General Revenue Fund (0101)	05.245	T136	1,395.00	1,395.00	---	---
Basic Civil Legal Services Fund (0757)	07.875	T139	139,243.00	139,242.53	---	0.47
Economic Development Administrative Fund (0547)	07.010	T141	40,315.00	24,056.64	---	16,258.36
Natural Resources Cost Allocation Fund (0500)	06.330	T142	22,692.00	19,667.00	---	3,025.00
Natural Resources Cost Allocation Fund (0500)	06.330	T143	337.00	314.00	---	23.00
Natural Resources Cost Allocation Fund (0500)	06.330	T144	31,743.00	26,356.00	---	5,387.00

**STATE OF MISSOURI
SUMMARY OF APPROPRIATION ACTIVITY
SPECIAL REVENUE FUNDS
FOR THE APPROPRIATION YEAR 2013**

	H.B. No.	Appr. No.	Appropriations	Expenditures and Transfers Out	Reappropriations to 2014	Lapse of Appropriations
Manufactured Housing Consumer Recovery Fund (0909)	07.175	T147	192,000.00	---	---	192,000.00
General Revenue Fund (0101)	11.490	T201	9,069,225.00	6,535,001.00	---	2,534,224.00
General Revenue Fund (0101)	05.245	T231	328.00	327.00	---	1.00
State Legal Expense Fund (0692)	05.110	T235	130,000.00	21,296.03	---	108,703.97
General Revenue Fund (0101)	05.245	T236	930.00	---	---	930.00
General Revenue Fund (0101)	05.245	T241	41,209.00	41,209.00	---	---
Natural Resources Cost Allocation Fund (0500)	06.330	T242	61,346.00	57,231.00	---	4,115.00
Natural Resources Cost Allocation Fund (0500)	06.330	T243	169,026.00	140,344.00	---	28,682.00
State Highways and Transportation Department Fund (0644)	04.170	T244	10,000.00	1,610.00	---	8,390.00
State Legal Expense Fund (0692)	05.110	T261	59,073.00	35,203.52	---	23,869.48
State Legal Expense Fund (0692)	05.110	T268	568,361.00	260,103.48	---	308,257.52
General Revenue Fund (0101)	04.120	T271	2,500,000.00	2,500,000.00	---	---
General Revenue Fund (0101)	04.125	T272	265,493.00	265,492.06	---	0.94
General Revenue Fund (0101)	04.130	T273	265,493.00	265,492.08	---	0.92
A+ Schools Fund (0955)	03.055	T274	21,659,448.00	21,009,665.00	---	649,783.00
General Revenue Fund (0101)	05.525	T285	352,210.00	352,196.03	---	13.97
Social Security Contributions Fund (0702)	05.450	T293	15,017,180.00	14,223,511.53	---	793,668.47
State Retirement Contributions Fund (0701)	05.465	T297	27,891,454.00	26,672,352.88	---	1,219,101.12
Missouri Consolidated Health Care Plan Benefit Fund (0765)	05.490	T304	25,075,208.00	24,682,592.98	---	392,615.02
Natural Resources Cost Allocation Fund (0500)	06.330	T316	470,941.00	379,290.00	---	91,651.00
Natural Resources Cost Allocation Fund (0500)	06.330	T317	14,314.00	11,484.00	---	2,830.00
Natural Resources Cost Allocation Fund (0500)	06.330	T318	209,720.00	168,228.00	---	41,492.00
Natural Resources Cost Allocation Fund (0500)	06.330	T323	90,967.00	72,970.00	---	17,997.00
Natural Resources Cost Allocation Fund (0500)	06.330	T324	861,082.00	690,947.00	---	170,135.00
Natural Resources Cost Allocation Fund (0500)	06.330	T325	163,770.00	131,369.00	---	32,401.00
Natural Resources Cost Allocation Fund (0500)	06.330	T326	51,787.00	41,543.00	---	10,244.00
Natural Resources Cost Allocation Fund (0500)	06.330	T328	20,236.00	16,232.00	---	4,004.00
Natural Resources Cost Allocation Fund (0500)	06.330	T329	1,150,538.00	922,963.00	---	227,575.00
Natural Resources Cost Allocation Fund (0500)	06.330	T330	2,755,421.00	2,236,326.00	---	519,095.00
Natural Resources Cost Allocation Fund (0500)	06.330	T331	201,228.00	154,646.00	---	46,582.00
Natural Resources Cost Allocation Fund (0500)	06.330	T332	106,691.00	92,468.00	---	14,223.00
Natural Resources Cost Allocation Fund (0500)	06.330	T334	127,401.00	110,419.00	---	16,982.00
Natural Resources Cost Allocation Fund (0500)	06.330	T336	342,827.00	277,101.00	---	65,726.00
Natural Resources Cost Allocation Fund (0500)	06.330	T337	515,607.00	413,598.00	---	102,009.00
General Revenue Fund (0101)	05.245	T345	2,910.00	2,900.00	---	10.00

Economic Development Administrative Fund (0547)	07.010	T346	159,347.00	75,463.56	---	83,883.44
Economic Development Administrative Fund (0547)	07.010	T351	300,000.00	262,453.20	---	37,546.80
Division of Finance Fund (0550)	07.450	T360	50,000.00	35,888.85	---	14,111.15
Division of Finance Fund (0550)	07.455	T361	700,000.00	527,213.36	---	172,786.64
Kids' Chance Scholarship Fund (0878)	07.840	T365	50,000.00	50,000.00	---	---
Professional Registration Fees Fund (0689)	07.545	T369	176,701.00	117,472.64	---	59,228.36
Professional Registration Fees Fund (0689)	07.545	T370	278,472.00	159,514.07	---	118,957.93
Professional Registration Fees Fund (0689)	07.545	T371	241,144.00	192,259.26	---	48,884.74
Professional Registration Fees Fund (0689)	07.545	T373	143,327.00	118,412.09	---	24,914.91
Professional Registration Fees Fund (0689)	07.545	T374	237,471.00	229,257.25	---	8,213.75
Professional Registration Fees Fund (0689)	07.545	T376	283,797.00	221,209.19	---	62,587.81
Professional Registration Fees Fund (0689)	07.545	T377	100,584.00	2,909.33	---	97,674.67
Professional Registration Fees Fund (0689)	07.545	T378	56,348.00	21,216.20	---	35,131.80
Professional Registration Fees Fund (0689)	07.545	T379	836,714.00	636,450.20	---	200,263.80
Professional Registration Fees Fund (0689)	07.545	T380	122,879.00	118,289.98	---	4,589.02
Professional Registration Fees Fund (0689)	07.545	T381	71,215.00	46,225.79	---	24,989.21
Professional Registration Fees Fund (0689)	07.545	T382	433,431.00	302,554.74	---	130,876.26
Professional Registration Fees Fund (0689)	07.545	T383	88,470.00	30,160.37	---	58,309.63
Professional Registration Fees Fund (0689)	07.545	T384	42,037.00	2,781.82	---	39,255.18
General Revenue Fund (0101)	05.245	T386	84.00	24.00	---	60.00
Professional Registration Fees Fund (0689)	07.545	T387	19,024.00	16,004.75	---	3,019.25
Professional Registration Fees Fund (0689)	07.545	T388	1,104,260.00	650,445.89	---	453,814.11
Professional Registration Fees Fund (0689)	07.545	T389	138,152.00	70,592.07	---	67,559.93
Professional Registration Fees Fund (0689)	07.545	T390	102,381.00	92,728.61	---	9,652.39
Professional Registration Fees Fund (0689)	07.545	T391	318,869.00	203,955.96	---	114,913.04
Professional Registration Fees Fund (0689)	07.545	T392	42,473.00	29,937.62	---	12,535.38
Professional Registration Fees Fund (0689)	07.545	T393	348,058.00	262,276.59	---	85,781.41
Professional Registration Fees Fund (0689)	07.545	T394	419,574.00	387,805.94	---	31,768.06
Professional Registration Fees Fund (0689)	07.545	T395	137,692.00	94,486.97	---	43,205.03
Professional Registration Fees Fund (0689)	07.545	T396	66,549.00	46,512.24	---	20,036.76
Professional Registration Fees Fund (0689)	07.545	T397	540,206.00	304,621.78	---	235,584.22
Professional Registration Fees Fund (0689)	07.545	T398	188,724.00	168,082.80	---	20,641.20
DIFP Administrative Fund (0503)	07.405	T401	35,000.00	19,699.57	---	15,300.43
General Revenue Fund (0101)	05.245	T402	2,304.00	2,304.00	---	---
Veterans' Commission Capital Improvement Trust Fund (0304)	08.230	T406	29,900,000.00	29,900,000.00	---	---
Missouri National Guard Trust Fund (0900)	08.235	T407	4,000,000.00	4,000,000.00	---	---
Early Childhood Development, Education and Care Fund (0859)	08.245	T409	30,320,000.00	367,184.85	---	29,952,815.15
Health Access Incentive Fund (0276)	10.615	T411	759,624.00	736,835.00	---	22,789.00
General Revenue Fund (0101)	11.575	T415	161,893,866.00	161,893,866.00	---	---
Nursing Facility Quality of Care Fund (0271)	11.580	T416	1,500,000.00	1,500,000.00	---	---
General Revenue Fund (0101)	07.540	T422	91,250.00	5,056.25	---	86,193.75

**STATE OF MISSOURI
SUMMARY OF APPROPRIATION ACTIVITY
SPECIAL REVENUE FUNDS
FOR THE APPROPRIATION YEAR 2013**

	H.B. No.	Appr. No.	Appropriations	Expenditures and Transfers Out	Reappropriations to 2014	Lapse of Appropriations
General Revenue Fund (0101)	05.245	T425	24,413.00	24,413.00	---	---
Professional Registration Fees Fund (0689)	07.545	T430	1,664,242.00	1,427,339.92	---	236,902.08
General Revenue Fund (0101)	05.245	T433	78,002.00	32,082.00	---	45,920.00
General Revenue Fund (0101)	05.245	T437	68.00	68.00	---	---
State School Money Fund (0616)	02.250	T438	20,417,000.00	20,417,000.00	---	---
General Revenue Fund (0101)	05.245	T439	273,091.00	273,067.00	---	24.00
A+ Schools Fund (0955)	03.055	T450	4,000,000.00	3,000,000.00	---	1,000,000.00
Classroom Trust Fund (0784)	02.265	T452	10,125,733.00	10,125,733.00	---	---
Classroom Trust Fund (0784)	02.260	T456	309,571,262.00	309,571,262.00	---	---
Federal Student Loan Reserve Fund (0881)	03.140	T463	1,000,000.00	---	---	1,000,000.00
Labor and Industrial Relations Administrative Fund (0122)	07.805	T472	893,543.00	893,543.00	---	---
Professional Registration Fees Fund (0689)	07.545	T474	81,254.00	60,043.26	---	21,210.74
State Road Fund (0320)	04.430	T479	525,000,000.00	509,143,956.48	---	15,856,043.52
Natural Resources Cost Allocation Fund (0500)	06.330	T481	254,761.00	204,358.00	---	50,403.00
General Revenue Fund (0101)	05.245	T498	932.00	930.00	---	2.00
Economic Development Administrative Fund (0547)	07.010	T503	11,065.00	10,821.72	---	243.28
Labor and Industrial Relations Administrative Fund (0122)	07.805	T522	100,000.00	100,000.00	---	---
Guaranty Agency Operating Fund (0880)	03.125	T525	30,000,000.00	26,280,666.00	---	3,719,334.00
General Revenue Fund (0101)	05.235	T541	350.00	349.40	---	0.60
Elevator Safety Fund (0257)	05.235	T541	25.00	25.00	---	---
Services to Victims Fund (0592)	05.235	T541	624,368.00	624,367.82	---	0.18
Conservation Commission Fund (0609)	05.235	T541	418.00	417.12	---	0.88
Underground Storage Tank Regulation Program Fund (0856)	05.235	T541	51.00	50.37	---	0.63
Federal Student Loan Reserve Fund (0881)	05.235	T541	7,758.00	7,758.00	---	---
Dry-cleaning Environmental Response Trust Fund (0898)	05.235	T541	1,020.00	1,019.64	---	0.36
A+ Schools Fund (0955)	05.235	T541	30.00	30.00	---	---
General Revenue Fund (0101)	07.460	T544	25,000.00	---	---	25,000.00
General Revenue Fund (0101)	05.245	T551	566.00	566.00	---	---
General Revenue Fund (0101)	05.245	T552	55,298.00	55,298.00	---	---
Compulsive Gamblers Fund (0249)	08.250	T553	489,850.00	150,000.00	---	339,850.00
Budget Reserve Fund (0100)	05.220	T567	67,996,782.00	9,581,062.00	---	58,415,720.00
Budget Reserve Fund (0100)	05.225	T568	17,571.00	17,569.13	---	1.87
Veterinary Student Loan Payment Fund (0803)	06.007	T579	120,000.00	117,690.71	---	2,309.29

General Revenue Fund (0101)	07.540	T580	19,000.00	1,664.00	---	17,336.00
General Revenue Fund (0101)	07.540	T581	122,100.00	52,715.83	---	69,384.17
General Revenue Fund (0101)	07.540	T582	14,400.00	1,576.62	---	12,823.38
General Revenue Fund (0101)	07.540	T584	8,000.00	---	---	8,000.00
General Revenue Fund (0101)	07.540	T585	22,500.00	12,662.49	---	9,837.51
General Revenue Fund (0101)	07.540	T587	40,000.00	15,183.42	---	24,816.58
General Revenue Fund (0101)	07.540	T588	31,200.00	6,459.42	---	24,740.58
General Revenue Fund (0101)	07.540	T589	1,200.00	---	---	1,200.00
General Revenue Fund (0101)	07.540	T590	85,000.00	11,637.18	---	73,362.82
General Revenue Fund (0101)	07.540	T591	10,500.00	8,585.84	---	1,914.16
General Revenue Fund (0101)	07.540	T592	7,200.00	---	---	7,200.00
General Revenue Fund (0101)	07.540	T593	100,000.00	14,770.05	---	85,229.95
General Revenue Fund (0101)	07.540	T594	17,500.00	4,028.53	---	13,471.47
General Revenue Fund (0101)	07.540	T595	1,200.00	---	---	1,200.00
General Revenue Fund (0101)	07.540	T597	6,000.00	5,620.08	---	379.92
General Revenue Fund (0101)	07.540	T598	135,000.00	42,093.83	---	92,906.17
General Revenue Fund (0101)	07.540	T599	8,960.00	221.16	---	8,738.84
General Revenue Fund (0101)	07.540	T600	13,408.00	---	---	13,408.00
General Revenue Fund (0101)	07.540	T601	119,000.00	13,315.59	---	105,684.41
General Revenue Fund (0101)	07.540	T602	16,000.00	4,131.68	---	11,868.32
General Revenue Fund (0101)	07.540	T603	33,500.00	33,481.50	---	18.50
General Revenue Fund (0101)	07.540	T604	155,000.00	130,604.94	---	24,395.06
General Revenue Fund (0101)	07.540	T605	28,000.00	3,941.48	---	24,058.52
General Revenue Fund (0101)	07.540	T606	7,800.00	1,801.62	---	5,998.38
General Revenue Fund (0101)	07.540	T607	250,000.00	173,811.09	---	76,188.91
General Revenue Fund (0101)	07.540	T608	55,000.00	30,274.05	---	24,725.95
General Revenue Fund (0101)	07.540	T609	31,000.00	12,542.44	---	18,457.56
General Revenue Fund (0101)	07.540	T612	1,000.00	---	---	1,000.00
General Revenue Fund (0101)	07.540	T613	13,000.00	251.29	---	12,748.71
Professional Registration Fees Fund (0689)	07.545	T614	13,444.00	6,994.81	---	6,449.19
Professional Registration Fees Fund (0689)	07.545	T615	341,082.00	288,513.41	---	52,568.59
General Revenue Fund (0101)	05.245	T627	13,459.00	13,459.00	---	---
General Revenue Fund (0101)	05.245	T629	94,415.00	94,415.00	---	---
State Highways and Transportation						
Department Fund (0644)	04.165	T632	560,178,001.00	517,043,643.95	---	43,134,357.05
General Revenue Fund (0101)	05.245	T643	1,256.00	1,256.00	---	---
General Revenue Fund (0101)	05.245	T644	5,736.00	5,736.00	---	---
General Revenue Fund (0101)	05.245	T646	24,607.00	24,607.00	---	---
General Revenue Fund (0101)	05.245	T664	5,397.00	5,397.00	---	---
General Revenue Fund (0101)	05.245	T665	650.00	612.00	---	38.00
General Revenue Fund (0101)	05.245	T666	3,602.00	3,602.00	---	---
General Revenue Fund (0101)	05.245	T669	45,461.00	45,461.00	---	---
General Revenue Fund (0101)	05.245	T670	19.00	19.00	---	---
General Revenue Fund (0101)	05.245	T671	649.00	649.00	---	---
General Revenue Fund (0101)	05.245	T672	6,826.00	6,826.00	---	---

**STATE OF MISSOURI
SUMMARY OF APPROPRIATION ACTIVITY
SPECIAL REVENUE FUNDS
FOR THE APPROPRIATION YEAR 2013**

	H.B. No.	Appr. No.	Appropriations	Expenditures and Transfers Out	Reappropriations to 2014	Lapse of Appropriations
General Revenue Fund (0101)	05.245	T673	8,681.00	8,681.00	---	---
General Revenue Fund (0101)	05.245	T675	459.00	459.00	---	---
General Revenue Fund (0101)	05.245	T676	711.00	711.00	---	---
General Revenue Fund (0101)	05.245	T678	39,505.00	39,505.00	---	---
General Revenue Fund (0101)	05.245	T679	20,622.00	20,622.00	---	---
General Revenue Fund (0101)	05.245	T680	4,370.00	4,370.00	---	---
General Revenue Fund (0101)	05.245	T681	69,576.00	69,576.00	---	---
General Revenue Fund (0101)	05.245	T682	1.00	---	---	1.00
General Revenue Fund (0101)	05.245	T685	521,317.00	521,317.00	---	---
General Revenue Fund (0101)	05.245	T690	17,498.00	17,498.00	---	---
General Revenue Fund (0101)	05.245	T692	803,558.00	803,558.00	---	---
General Revenue Fund (0101)	05.245	T693	75,407.00	75,407.00	---	---
General Revenue Fund (0101)	05.245	T694	12,661.00	12,661.00	---	---
General Revenue Fund (0101)	05.245	T695	6,370.00	6,370.00	---	---
General Revenue Fund (0101)	05.245	T696	1,146.00	1,146.00	---	---
General Revenue Fund (0101)	05.245	T697	3,681.00	3,681.00	---	---
General Revenue Fund (0101)	05.245	T698	1,096.00	1,096.00	---	---
General Revenue Fund (0101)	05.245	T699	4,801.00	4,801.00	---	---
General Revenue Fund (0101)	05.245	T700	90,384.00	90,384.00	---	---
General Revenue Fund (0101)	05.245	T701	476.00	475.00	---	1.00
General Revenue Fund (0101)	05.245	T703	1,246.00	1,246.00	---	---
General Revenue Fund (0101)	05.245	T723	2,100.00	2,100.00	---	---
General Revenue Fund (0101)	05.245	T725	18,662.00	18,662.00	---	---
General Revenue Fund (0101)	05.245	T726	448.00	448.00	---	---
General Revenue Fund (0101)	05.245	T727	127,807.00	127,807.00	---	---
General Revenue Fund (0101)	05.245	T728	65,298.00	65,298.00	---	---
General Revenue Fund (0101)	05.245	T729	5,590.00	3,967.00	---	1,623.00
General Revenue Fund (0101)	05.245	T730	40,026.00	40,026.00	---	---
General Revenue Fund (0101)	05.245	T731	3,624.00	3,624.00	---	---
General Revenue Fund (0101)	05.245	T732	1,149.00	1,148.00	---	1.00
General Revenue Fund (0101)	05.245	T733	8,084.00	8,084.00	---	---
General Revenue Fund (0101)	05.245	T734	153,128.00	153,128.00	---	---
General Revenue Fund (0101)	05.245	T736	24,055.00	24,055.00	---	---
General Revenue Fund (0101)	05.245	T737	117,569.00	117,569.00	---	---
General Revenue Fund (0101)	05.245	T739	143.00	142.00	---	1.00
General Revenue Fund (0101)	05.245	T740	2,286.00	2,286.00	---	---
General Revenue Fund (0101)	05.245	T741	1,018.00	1,018.00	---	---
General Revenue Fund (0101)	05.245	T743	11,311.00	11,311.00	---	---
General Revenue Fund (0101)	05.245	T744	735.00	734.00	---	1.00

General Revenue Fund (0101)	05.245	T745	2,751.00	2,751.00	---	---
General Revenue Fund (0101)	05.245	T746	171.00	170.00	---	1.00
General Revenue Fund (0101)	05.245	T747	6,234.00	6,234.00	---	---
General Revenue Fund (0101)	05.245	T748	3,268.00	3,268.00	---	---
General Revenue Fund (0101)	05.245	T750	2,605.00	2,605.00	---	---
General Revenue Fund (0101)	05.245	T751	10,417.00	10,417.00	---	---
General Revenue Fund (0101)	05.245	T752	12,080.00	12,080.00	---	---
General Revenue Fund (0101)	05.245	T753	112.00	111.00	---	1.00
General Revenue Fund (0101)	05.245	T754	4,692.00	4,692.00	---	---
General Revenue Fund (0101)	05.245	T755	62,617.00	62,617.00	---	---
General Revenue Fund (0101)	05.245	T756	94,072.00	94,072.00	---	---
General Revenue Fund (0101)	05.245	T763	223,727.00	223,727.00	---	---
General Revenue Fund (0101)	05.245	T764	83.00	83.00	---	---
General Revenue Fund (0101)	05.245	T767	6,661.00	6,661.00	---	---
General Revenue Fund (0101)	05.245	T770	7,579.00	7,579.00	---	---
General Revenue Fund (0101)	05.245	T772	412.00	411.00	---	1.00
General Revenue Fund (0101)	05.245	T773	2,480.00	2,480.00	---	---
General Revenue Fund (0101)	05.245	T776	7,692.00	7,692.00	---	---
General Revenue Fund (0101)	05.245	T777	33,071.00	33,071.00	---	---
General Revenue Fund (0101)	05.245	T778	31,441.00	31,441.00	---	---
General Revenue Fund (0101)	05.245	T779	1,477.00	1,477.00	---	---
General Revenue Fund (0101)	05.245	T780	23,829.00	23,829.00	---	---
General Revenue Fund (0101)	05.245	T781	20,647.00	20,647.00	---	---
General Revenue Fund (0101)	05.245	T782	2,962.00	2,962.00	---	---
General Revenue Fund (0101)	05.245	T783	16,351.00	16,351.00	---	---
General Revenue Fund (0101)	05.245	T784	4,223.00	2,197.00	---	2,026.00
General Revenue Fund (0101)	05.245	T785	27,655.00	27,655.00	---	---
General Revenue Fund (0101)	05.245	T787	72.00	72.00	---	---
General Revenue Fund (0101)	05.245	T788	166,502.00	166,502.00	---	---
General Revenue Fund (0101)	05.245	T789	468,095.00	468,095.00	---	---
General Revenue Fund (0101)	05.245	T791	8,546.00	8,546.00	---	---
General Revenue Fund (0101)	05.245	T792	9,618.00	9,618.00	---	---
General Revenue Fund (0101)	05.245	T793	36,425.00	36,425.00	---	---
General Revenue Fund (0101)	05.245	T797	14,897.00	14,897.00	---	---
General Revenue Fund (0101)	05.245	T798	6.00	---	---	6.00
General Revenue Fund (0101)	05.245	T799	23,159.00	23,159.00	---	---
General Revenue Fund (0101)	05.245	T800	134,233.00	134,233.00	---	---
General Revenue Fund (0101)	05.245	T801	2,554.00	2,554.00	---	---
General Revenue Fund (0101)	05.245	T803	49,506.00	42,946.00	---	6,560.00
General Revenue Fund (0101)	05.245	T804	8,975.00	8,975.00	---	---
General Revenue Fund (0101)	05.245	T805	10,051.00	10,051.00	---	---
General Revenue Fund (0101)	05.245	T806	52,942.00	52,942.00	---	---
General Revenue Fund (0101)	05.245	T807	6,164.00	6,164.00	---	---
General Revenue Fund (0101)	05.245	T808	107,114.00	107,114.00	---	---
General Revenue Fund (0101)	05.245	T809	1,783.00	---	---	1,783.00

**STATE OF MISSOURI
SUMMARY OF APPROPRIATION ACTIVITY
SPECIAL REVENUE FUNDS
FOR THE APPROPRIATION YEAR 2013**

	H.B. No.	Appr. No.	Appropriations	Expenditures and Transfers Out	Reappropriations to 2014	Lapse of Appropriations
General Revenue Fund (0101)	05.245	T810	732.00	731.00	---	1.00
General Revenue Fund (0101)	05.245	T816	2,182.00	2,087.00	---	95.00
General Revenue Fund (0101)	05.245	T817	13,103.00	11,037.00	---	2,066.00
General Revenue Fund (0101)	05.245	T818	59,468.00	59,462.00	---	6.00
General Revenue Fund (0101)	05.245	T819	32.00	31.00	---	1.00
General Revenue Fund (0101)	05.245	T823	152.00	152.00	---	---
General Revenue Fund (0101)	05.245	T825	1,657.00	1,656.00	---	1.00
General Revenue Fund (0101)	05.245	T826	117.00	117.00	---	---
General Revenue Fund (0101)	05.245	T827	2,231.00	2,231.00	---	---
General Revenue Fund (0101)	05.245	T830	1,939.00	1,939.00	---	---
General Revenue Fund (0101)	05.245	T831	1,299.00	1,299.00	---	---
General Revenue Fund (0101)	05.245	T832	19.00	19.00	---	---
General Revenue Fund (0101)	05.245	T833	1.00	1.00	---	---
General Revenue Fund (0101)	05.245	T837	10,476.00	10,476.00	---	---
General Revenue Fund (0101)	05.245	T838	26,274.00	26,274.00	---	---
General Revenue Fund (0101)	05.245	T839	448.00	448.00	---	---
General Revenue Fund (0101)	05.245	T840	1,176.00	1,176.00	---	---
General Revenue Fund (0101)	05.245	T841	16,225.00	16,225.00	---	---
General Revenue Fund (0101)	05.245	T842	1.00	---	---	1.00
General Revenue Fund (0101)	05.245	T844	4,122.00	4,122.00	---	---
General Revenue Fund (0101)	05.245	T845	1,205.00	1,205.00	---	---
General Revenue Fund (0101)	05.245	T846	874.00	874.00	---	---
General Revenue Fund (0101)	05.245	T848	231.00	231.00	---	---
General Revenue Fund (0101)	05.245	T850	398,850.00	398,850.00	---	---
General Revenue Fund (0101)	05.245	T854	302.00	301.00	---	1.00
General Revenue Fund (0101)	05.245	T856	3,229.00	3,229.00	---	---
General Revenue Fund (0101)	05.245	T863	629.00	628.00	---	1.00
General Revenue Fund (0101)	05.245	T864	7,520.00	7,520.00	---	---
General Revenue Fund (0101)	05.245	T865	43,747.00	43,742.00	---	5.00
General Revenue Fund (0101)	05.245	T866	1,449.00	1,449.00	---	---
General Revenue Fund (0101)	05.245	T868	9,762.00	8,229.00	---	1,533.00
General Revenue Fund (0101)	05.245	T870	520.00	69.00	---	451.00
General Revenue Fund (0101)	05.245	T872	10,437.00	10,437.00	---	---
General Revenue Fund (0101)	05.245	T875	40,016.00	40,016.00	---	---
General Revenue Fund (0101)	05.245	T877	17.00	16.00	---	1.00
General Revenue Fund (0101)	05.245	T878	70,494.00	70,494.00	---	---
General Revenue Fund (0101)	05.245	T882	2.00	2.00	---	---

Water Pollution Control Bond and Interest - Series A 2010 Fund (0209)	01.020	T883	1,112,568.43	1,112,568.43	---	---
Water Pollution Control Bond and Interest - Series A 2012 Fund (0213)	01.020	T883	22,650.00	22,650.00	---	---
Water Pollution Control Bond and Interest - Series A 2005 Fund (0218)	01.020	T883	745,559.66	745,559.66	---	---
Water Pollution Control Bond and Interest - Series A 2002 Fund (0231)	01.020	T883	544,625.91	544,625.91	---	---
Labor and Industrial Relations Administrative Fund (0122)	07.810	T892	959,192.00	959,192.00	---	---
DIFP Administrative Fund (0503)	07.405	T894	40,000.00	6,241.72	---	33,758.28
DIFP Administrative Fund (0503)	07.405	T895	125,000.00	66,968.51	---	58,031.49
Social Security Contributions Fund (0702)	05.455	T900	7,457,000.00	6,659,754.10	---	797,245.90
Professional Registration Fees Fund (0689)	07.550	T903	200,000.00	---	---	200,000.00
Natural Resources Cost Allocation Fund (0500)	06.330	T904	52,867.00	42,748.00	---	10,119.00
Railroad Expense Fund (0659)	04.505	T907	100,000.00	---	---	100,000.00
General Revenue Fund (0101)	05.245	T913	5,261.00	5,261.00	---	---
General Revenue Fund (0101)	05.245	T922	14,679.00	---	---	14,679.00
General Revenue Fund (0101)	05.245	T925	310.00	310.00	---	---
General Revenue Fund (0101)	05.245	T926	106.00	106.00	---	---
State School Money Fund (0616)	02.275	T961	1,000,000.00	1,000,000.00	---	---
General Revenue Fund (0101)	05.245	T965	12,069.00	12,069.00	---	---
General Revenue Fund (0101)	05.245	T966	7,151.00	7,151.00	---	---
General Revenue Fund (0101)	05.245	T969	1,215.00	1,215.00	---	---
General Revenue Fund (0101)	05.245	T971	46.00	45.00	---	1.00
General Revenue Fund (0101)	05.245	T972	200.00	199.00	---	1.00
General Revenue Fund (0101)	07.540	T982	1,000.00	---	---	1,000.00
Professional Registration Fees Fund (0689)	07.545	T983	3,737.00	2,279.69	---	1,457.31
General Revenue Fund (0101)	04.150	T989	9,169.00	366.81	---	8,802.19
Subtotals			<u>1,932,556,660.00</u>	<u>1,763,899,084.63</u>	---	<u>168,657,575.37</u>
Totals			<u>\$ 8,563,971,570.38</u>	<u>\$ 7,761,987,199.54</u>	<u>\$ 23,754,571.00</u>	<u>\$ 778,229,799.84</u>

**STATE OF MISSOURI
SUMMARY OF APPROPRIATION ACTIVITY
DEBT SERVICE FUNDS
FOR THE APPROPRIATION YEAR 2013**

	H.B. No.	Appr. No.	Appropriations	Expenditures and Transfers Out	Reappropriations to 2014	Lapse of Appropriations
<u>OFFICE OF ADMINISTRATION</u>						
<u>Board of Fund Commissioners</u>						
Water Pollution Control Bond and Interest - Series B 2002 Fund (0200)						
STATE WPC BONDS	01.025	6162	\$ 656,650.00	\$ ---	\$ ---	\$ 656,650.00
Third State Building Bond Interest and Sinking - Series A 2002 Fund (0201)						
3RD STATE BLDG BONDS	01.040	6163	4,376,750.00	4,376,750.00	---	---
Fourth State Building Bond and Interest - Series A 2002 Fund (0202)						
4TH STATE BUILDING BONDS	01.015	6164	1,333,579.00	---	---	1,333,579.00
Water Pollution Control Bond and Interest - Series A 2003 Fund (0203)						
STATE WPC BONDS	01.025	6903	6,357,788.00	6,357,787.50	---	0.50
Third State Building Bond, Interest and Sinking - Series A 2003 Fund (0204)						
3RD STATE BLDG BONDS	01.040	6902	1,241,350.00	1,241,350.00	---	---
Fourth State Building Bond and Interest - Series A 2005 Fund (0206)						
4TH STATE BUILDING BONDS	01.015	1111	10,139,875.00	10,139,875.00	---	---
Water Pollution Control Bond and Interest - Series A 2007 Fund (0207)						
STATE WPC BONDS	01.025	2037	1,972,532.00	1,972,531.26	---	0.74
Water Pollution Control Bond and Interest - Series A 2010 Fund (0209)						
STATE WPC BONDS	01.025	7806	9,666,950.00	9,666,950.00	---	---
Fourth State Building Bond and Interest - Series A 2010 Fund (0210)						
4TH STATE BUILDING BONDS	01.015	7804	1,076,750.00	1,076,750.00	---	---
Stormwater Control Bond and Interest - Series A 2010 Fund (0211)						
STORMWATER CNTRL BONDS	01.035	7805	1,798,650.00	1,798,650.00	---	---
Fourth State Building Bond and Interest - Series A 2010 Fund (0212)						
4TH STATE BUILDING BONDS	01.015	8405	1,910,559.00	1,910,558.89	---	0.11
Water Pollution Control Bond and Interest - Series A 2012 Fund (0213)						
STATE WPC BONDS	01.025	8406	1,206,683.00	1,206,682.22	---	0.78

Water Pollution Control Bond and Interest - Series A 2005 Fund (0218)							
STATE WPC BONDS	01.025	1119	9,073,000.00	9,073,000.00	---	---	
Stormwater Control Bond and Interest - Series A 2005 Fund (0219)							
STORMWATER CNTRL BONDS	01.035	1120	3,586,750.00	3,586,750.00	---	---	
Water Pollution Control Bond and Interest - Series A 2002 Fund (0231)							
STATE WPC BONDS	01.025	5198	1,141,600.00	1,075,700.00	---	65,900.00	
Stormwater Control Bond and Interest - Series A 2002 Fund (0239)							
STORMWATER CNTRL BONDS	01.035	5199	570,700.00	570,700.00	---	---	
<u>DEPARTMENT OF TRANSPORTATION</u>							
State Road Bond Fund (0319)							
DEBT SERVICE ON BONDS	04.410	7485	<u>121,268,046.00</u>	<u>119,787,909.52</u>	---	<u>1,480,136.48</u>	
Subtotals			<u>177,378,212.00</u>	<u>173,841,944.39</u>	---	<u>3,536,267.61</u>	
Appropriated Transfers Out To:							
Fourth State Building Bond and Interest - Series A 2010 Fund (0212)	05.235	T541	14,879,733.00	14,879,732.19	---	0.81	
Water Pollution Control Bond and Interest - Series A 2012 Fund (0213)	05.235	T541	<u>12,822,967.00</u>	<u>12,822,966.11</u>	---	<u>0.89</u>	
Subtotals			<u>27,702,700.00</u>	<u>27,702,698.30</u>	---	<u>1.70</u>	
Totals			<u><u>\$ 205,080,912.00</u></u>	<u><u>\$ 201,544,642.69</u></u>	<u><u>\$ ---</u></u>	<u><u>\$ 3,536,269.31</u></u>	

**STATE OF MISSOURI
SUMMARY OF APPROPRIATION ACTIVITY
CAPITAL PROJECTS FUNDS
FOR THE APPROPRIATION YEAR 2013**

	H.B. No.	Appr. No.	Appropriations	Expenditures and Transfers Out	Reappropriations to 2014	Lapse of Appropriations
<u>OFFICE OF ADMINISTRATION</u>						
<u>Division of Accounting</u>						
Veterans' Commission Capital Improvement Trust Fund (0304)						
UNEMPLOYMENT BENEFITS	05.480	6893	\$ 5,017.00	\$ 1,686.75	\$ ---	\$ 3,330.25
State Road Fund (0320)						
UNEMPLOYMENT BENEFITS	05.480	1141	646,896.00	270,371.27	---	376,524.73
<u>Information Technology Services Division</u>						
Veterans' Commission Capital Improvement Trust Fund (0304)						
DPS IT CONSOLIDATION E&E	05.020	1338	46,395.00	46,369.63	---	25.37
<u>Board of Fund Commissioners</u>						
Water Pollution Control Series A 2007 - 37G Fund (0329)						
ARBITRAGE & RELATED EXP	01.005	4080	1.00	---	---	1.00
Water Pollution Control Series A 2007 - 37E Fund (0330)						
ARBITRAGE & RELATED EXP	01.005	4086	1.00	---	---	1.00
<u>DEPARTMENT OF TRANSPORTATION</u>						
State Road Fund (0320)						
FLEET FAC & INFO SYS E&E	04.420	0118	66,261,050.00	51,657,577.15	---	14,603,472.85
DEBT SERVICE ON BONDS	04.410	3550	169,546,229.00	169,546,228.66	---	0.34
MAINTENANCE E&E	04.415	4399	219,226,815.00	191,074,260.90	---	28,152,554.10
CONSTRUCTION E&E	04.410	4402	17,569,603.00	17,001,549.24	---	568,053.76
CONSTRUCTION	04.410	4403	1,104,807,979.00	1,060,836,250.33	---	43,971,728.67
ADMINISTRATION PS	04.400	7435	18,005,009.00	17,005,093.07	---	999,915.93
ADMINISTRATION E&E	04.400	7436	5,222,664.00	4,708,256.84	---	514,407.16
FRINGES ADMIN PS	04.405	7438	11,319,034.00	10,350,621.17	---	968,412.83
FRINGES ADMIN E&E	04.405	7439	14,573,543.00	13,275,558.98	---	1,297,984.02
CONSTRUCTION PS	04.410	7440	70,146,669.00	63,074,054.68	---	7,072,614.32
FRINGES CONSTRUCTION PS	04.405	7443	44,648,988.00	40,375,619.46	---	4,273,368.54
FRINGES CONSTRUCTION E&E	04.405	7444	1,944,952.00	458,555.58	---	1,486,396.42
MAINTENANCE PS	04.415	7445	144,570,654.00	127,397,838.25	---	17,172,815.75
FRINGES MAINTENANCE PS	04.405	7448	94,290,586.00	85,909,349.80	---	8,381,236.20
FRINGES MAINTENANCE E&E	04.405	7449	6,537,541.00	6,285,319.65	---	252,221.35

FLEET FAC & INFO SYS PS	04.420	7464	13,750,903.00	10,443,122.64	---	3,307,780.36
FRINGES FLT FAC&INFO-PS	04.405	7466	8,735,740.00	6,741,963.48	---	1,993,776.52
FRINGES FLT FAC&INFO-E&E	04.405	7467	261,260.00	204,013.71	---	57,246.29
MULTIMODAL OPS ADMIN PS	04.435	7468	435,101.00	433,129.86	---	1,971.14
FRINGES MULTIMODAL PS	04.405	7469	261,364.00	227,435.84	---	33,928.16
MULTIMODAL OPS ADMIN E&E	04.435	8904	49,212.00	49,211.77	---	0.23
State Road Fund - Series 2008 Fund (0321)						
CONSTRUCTION BONDS	04.410	2622	1.00	---	---	1.00

DEPARTMENT OF NATURAL RESOURCES

Division of Environmental Quality

Stormwater - Series A 2002 - 37H Fund (0302)						
STORMWATER GRANTS	06.220	6137	18,000,000.00	---	---	18,000,000.00
Water Pollution Control Series A 2007 - 37G Fund (0329)						
RURAL WTR SWR GRNT & LOAN	06.220	3263	16,309,825.00	66,096.17	---	16,243,728.83
Water Pollution Control Series A 2007 - 37E Fund (0330)						
WASTEWATER FACILITY GRANT	06.220	3260	2,999,999.00	---	---	2,999,999.00
RURAL WTR SWR GRNT & LOAN	06.220	3262	3,660,000.00	50,327.02	---	3,609,672.98

DEPARTMENT OF PUBLIC SAFETY

Veterans' Commission Capital Improvement Trust Fund (0304)						
CRITICAL M&R	17.055	6537	26,375.00	7,875.00	---	18,500.00
DPS-INSTITUTIONAL	13.015	7735	2,547,527.00	2,547,527.00	---	---
CRITICAL M&R	21.015	7971	610,325.85	502,663.54	107,662.00	0.31
PUBLIC SAFETY LEASING	13.005	8315	181,775.00	86,739.89	---	95,035.11
PUBLIC SAFETY STATE OWNED	13.010	8316	116,383.00	116,382.22	---	0.78

Adjutant General

Veterans' Commission Capital Improvement Trust Fund (0304)						
VETS RECOGNITION PRG E&E	08.265	3430	538,840.00	42,011.70	---	496,828.30
VETS RECOGNITION PRG PS	08.265	6843	90,891.00	76,761.00	---	14,130.00

Missouri Veterans Commission

Veterans' Commission Capital Improvement Trust Fund (0304)						
VETERANS HOMES PS	08.195	0639	28,337.00	26,411.00	---	1,926.00
ADMIN & SERVICE PS	08.185	4481	3,469,057.00	3,197,393.29	---	271,663.71
ADMIN & SERVICE E&E	08.185	4482	1,307,855.00	1,158,781.53	---	149,073.47
VETERANS SVS OFFICER PRGM	08.190	5052	1,600,000.00	1,403,837.88	---	196,162.12
VETS EMERGENCY GENERATORS	17.155	6564	4,294,717.01	5,944.63	---	4,288,772.38

**STATE OF MISSOURI
SUMMARY OF APPROPRIATION ACTIVITY
CAPITAL PROJECTS FUNDS
FOR THE APPROPRIATION YEAR 2013**

	H.B. No.	Appr. No.	Appropriations	Expenditures and Transfers Out	Reappropriations to 2014	Lapse of Appropriations
ST JAMES SPRINKLERS	17.160	6566	1,546,548.67	---	---	1,546,548.67
ST JAMES VETS HOME ROOF	17.165	6568	781,254.80	---	---	781,254.80
WARRENSBURG VET SOLARIUM	17.170	6572	102,779.49	---	---	102,779.49
WARRENSBURG VET CHAPEL	17.175	6574	686,838.39	---	---	686,838.39
HIGGINSVILLE VET CEMETERY	17.190	6576	2,179,353.21	21,160.00	---	2,158,193.21
SPRINGFIELD VET CEMETERY	17.195	6578	1,383,405.23	25,394.04	---	1,358,011.19
CAMERON VET SOLARIUM	17.180	6625	52,794.75	---	---	52,794.75
CAMERON VET CHAPEL	17.185	6627	635,783.55	---	---	635,783.55
MVC CRITICAL CI PROJECTS	22.055	8107	4,319,126.51	2,783,989.79	1,535,136.00	0.72
Subtotals			2,080,332,998.46	1,889,492,734.41	1,642,798.00	189,197,466.05
Appropriated Transfers Out To:						
General Revenue Fund (0101)	05.525	T285	39,486.00	39,485.29	---	0.71
Social Security Contributions Fund (0702)	05.450	T293	18,914,851.00	15,981,448.31	---	2,933,402.69
State Retirement Contributions Fund (0701)	05.465	T297	729,219.00	693,143.50	---	36,075.50
Missouri Consolidated Health Care Plan Benefit Fund (0765)	05.490	T304	987,201.00	978,803.17	---	8,397.83
Missouri Veterans' Homes Fund (0460)	08.200	T405	23,000,000.00	16,000,000.00	---	7,000,000.00
Conservation Commission Fund (0609)	05.235	T541	67.00	66.29	---	0.71
General Revenue Fund (0101)	05.245	T702	69,778.00	69,778.00	---	---
Subtotals			43,740,602.00	33,762,724.56	---	9,977,877.44
Totals			\$ 2,124,073,600.46	\$ 1,923,255,458.97	\$ 1,642,798.00	\$ 199,175,343.49

**STATE OF MISSOURI
SUMMARY OF APPROPRIATION ACTIVITY
PERMANENT FUNDS
FOR THE APPROPRIATION YEAR 2013**

	<u>H.B. No.</u>	<u>Appr. No.</u>	<u>Appropriations</u>	<u>Expenditures and Transfers Out</u>	<u>Reappropriations to 2014</u>	<u>Lapse of Appropriations</u>
<u>DEPARTMENT OF HEALTH AND SENIOR SERVICES</u>						
<u>Division of Community and Public Health</u>						
Champ W. Smith and Mary C. Smith Memorial Endowment Trust Fund (0873)						
CHILD W/SPECIAL NEEDS	10.650	7727	\$ 35,000.00	\$ 4,000.00	\$ ---	\$ 31,000.00
Subtotals			<u>35,000.00</u>	<u>4,000.00</u>	<u>---</u>	<u>31,000.00</u>
Appropriated Transfers Out To:						
General Revenue Fund (0101)	05.245	T822	60.00	4.00	---	56.00
General Revenue Fund (0101)	05.245	T853	10.00	9.00	---	1.00
General Revenue Fund (0101)	05.245	T968	<u>1.00</u>	<u>1.00</u>	<u>---</u>	<u>---</u>
Subtotals			<u>71.00</u>	<u>14.00</u>	<u>---</u>	<u>57.00</u>
Totals			<u>\$ 35,071.00</u>	<u>\$ 4,014.00</u>	<u>\$ ---</u>	<u>\$ 31,057.00</u>

**STATE OF MISSOURI
SUMMARY OF APPROPRIATION ACTIVITY
ENTERPRISE FUNDS
FOR THE APPROPRIATION YEAR 2013**

	H.B. No.	Appr. No.	Appropriations	Expenditures and Transfers Out	Reappropriations to 2014	Lapse of Appropriations
<u>EXECUTIVE</u>						
<u>Attorney General</u>						
Petroleum Storage Tank Insurance Fund (0585)						
ATTORNEY GENERAL PS	12.195	4203	\$ 25,589.00	\$ 25,589.00	\$ ---	\$ ---
ATTORNEY GENERAL ST OWNED	13.010	7781	2,408.00	2,393.28	---	14.72
Lottery Enterprise Fund (0657)						
ATTORNEY GENERAL PS	12.195	3335	55,855.00	51,075.64	---	4,779.36
ATTORNEY GENERAL ST OWNED	13.010	7785	4,966.00	4,952.74	---	13.26
<u>OFFICE OF ADMINISTRATION</u>						
<u>Division of Accounting</u>						
State Fair Fees Fund (0410)						
UNEMPLOYMENT BENEFITS	05.480	5991	22,030.00	11,910.19	---	10,119.81
State Park Earnings Fund (0415)						
UNEMPLOYMENT BENEFITS	05.480	5992	27,465.00	3,626.37	---	23,838.63
Missouri Veterans' Homes Fund (0460)						
UNEMPLOYMENT BENEFITS	05.480	5993	194,664.00	194,663.17	---	0.83
Lottery Enterprise Fund (0657)						
UNEMPLOYMENT BENEFITS	05.480	6146	8,369.00	8,367.80	---	1.20
<u>Information Technology Services Division</u>						
Federal Surplus Property Fund (0407)						
OA IT CONSOLDIATION E&E	05.020	3605	12,639.00	1,208.52	---	11,430.48
Single-Purpose Animal Facilities Loan Program Fund (0408)						
MDA IT CONSOLIDATION PS	05.020	1341	436.00	---	---	436.00
MDA IT CONSOLIDATION E&E	05.020	1342	1,155.00	837.52	---	317.48
State Fair Fees Fund (0410)						
MDA IT CONSOLIDATION PS	05.020	1343	12,315.00	---	---	12,315.00
MDA IT CONSOLIDATION E&E	05.020	1344	9,614.00	2,381.98	---	7,232.02
Missouri Veterans' Homes Fund (0460)						
DPS IT CONSOLIDATION PS	05.020	1349	413,571.00	320,310.09	---	93,260.91
DPS IT CONSOLIDATION E&E	05.020	1350	592,786.00	512,390.85	---	80,395.15
Revenue Information Fund (0619)						
DOR IT CONSOLIDATION PS	05.020	2236	198,583.00	---	---	198,583.00
DOR IT CONSOLIDATION E&E	05.020	2858	56,030.00	---	---	56,030.00
DOR IT CNSL REPLM SYS E&E	05.020	4226	11,849,854.00	---	---	11,849,854.00

Missouri Wine and Grape Fund (0787)							
MDA IT CONSOLIDATION PS	05.020	1991	6,484.00		---	---	6,484.00
MDA IT CONSOLIDATION E&E	05.020	1993	10,112.00		3,492.40	---	6,619.60

Division of Purchasing and Materials Management

Federal Surplus Property Fund (0407)							
FIXED PRICE VEHICLE PRGM	05.045	0825	1,500,000.00		1,499,207.59	---	792.41
SURPLUS PROP RECYCLE PS	05.050	7018	46,865.00		46,789.50	---	75.50
SURPLUS PROPERTY PS	05.045	9347	760,371.00		570,332.13	---	190,038.87
SURPLUS PROPERTY E&E	05.045	9348	500,000.00		401,408.02	---	98,591.98
SURPLUS PROP RECYCLE E&E	05.050	9349	51,610.00		51,075.34	---	534.66

DEPARTMENT OF AGRICULTURE

Single-Purpose Animal Facilities Loan Program Fund (0408)							
AGRICULTURE STATE OWNED	13.010	7680	4,245.00		4,226.91	---	18.09
State Fair Fees Fund (0410)							
AGRICULTURE INSTITUTIONAL	13.015	7687	467,177.00		467,177.00	---	---
Missouri Wine and Grape Fund (0787)							
AGRICULTURE LEASING	13.005	6934	5,710.00		543.26	---	5,166.74

Office of Director

Missouri Wine and Grape Fund (0787)							
DIRECTOR'S OFFICE PS	06.005	7928	58,579.00		58,160.53	---	418.47
DIRECTOR'S OFFICE E&E	06.005	7929	7,737.00		2,746.01	---	4,990.99

Agric Business Development Division

Single-Purpose Animal Facilities Loan Program Fund (0408)							
AG&SMALL BUS DEV AUTH PS	06.040	1790	108,932.00		108,738.00	---	194.00
AG&SMALL BUS DEV AUTH E&E	06.040	1795	20,650.00		1,965.97	---	18,684.03
Single-Purpose Animal Facilities Loan Guarantee Fund (0409)							
SINGL ANIMAL FAC LOAN PRG	06.050	6887	201,046.00		---	---	201,046.00
Agricultural Product Utilization and Business Development Loan Guarantee Fund (0411)							
MO VALUE-ADDED LOAN PRG	06.060	6888	624,501.00		---	---	624,501.00
Agricultural Product Utilization Grant Fund (0413)							
ABATTOIR	06.032	8279	200,000.00		64,570.00	---	135,430.00
BEEF EXCELLENCE PROGRAM	06.031	8297	200,000.00		100,000.00	---	100,000.00
Missouri Wine and Grape Fund (0787)							
WINE AND GRAPE BOARD E&E	06.035	2107	1,616,093.00		1,302,483.13	---	313,609.87
WINE AND GRAPE BOARD PS	06.035	2130	210,182.00		200,667.88	---	9,514.12

**STATE OF MISSOURI
SUMMARY OF APPROPRIATION ACTIVITY
ENTERPRISE FUNDS
FOR THE APPROPRIATION YEAR 2013**

	H.B. No.	Appr. No.	Appropriations	Expenditures and Transfers Out	Reappropriations to 2014	Lapse of Appropriations
<u>Missouri State Fair</u>						
State Fair Fees Fund (0410)						
FUNDING TO START FAIR	06.115	0228	74,250.00	54,540.00	---	19,710.00
STATE FAIR ADMIN PS	06.110	0270	1,447,289.00	881,523.89	---	565,765.11
STATE FAIR ADMIN E&E	06.110	0274	2,699,740.00	2,418,157.69	---	281,582.31
STATE FAIR EQUIP REPLACE	06.120	1878	165,962.00	18,600.00	---	147,362.00
<u>DEPARTMENT OF NATURAL RESOURCES</u>						
State Park Earnings Fund (0415)						
SALES TAX GR REIMBURSE	06.320	2379	240,000.00	40,654.63	---	199,345.37
REFUND ACCOUNTS	06.315	2737	25,269.00	25,265.55	---	3.45
Natural Resources Revolving Services Fund (0425)						
DNR REVOLVING FUND	06.310	2132	3,119,619.00	2,554,838.41	---	564,780.59
SALES TAX GR REIMBURSE	06.320	3085	10,000.00	1,161.84	---	8,838.16
REFUND ACCOUNTS	06.315	3372	1,022.00	1,021.22	---	0.78
Petroleum Storage Tank Insurance Fund (0585)						
PETROLEUM RELATED ACT PS	06.275	0925	601,033.00	586,238.79	---	14,794.21
PETROLEUM REALTED ACT E&E	06.275	0926	57,806.00	51,857.10	---	5,948.90
<u>Petroleum Storage Tank Insurance Board</u>						
Petroleum Storage Tank Insurance Fund (0585)						
PETRO STORAGE TANK REFUND	06.280	2880	26,699.00	26,698.75	---	0.25
PETRO STORAGE TANK BD PS	06.280	3532	192,356.00	122,778.89	---	69,577.11
PETRO STORAGE TANK BD E&E	06.280	3533	2,100,245.00	1,371,465.56	---	728,779.44
PETRO STORAGE TANK INSUR	06.280	3534	20,000,000.00	12,907,532.41	---	7,092,467.59
<u>Environmental Improvement and Energy Resources</u>						
State Environmental Improvement Authority Fund (0654)						
EIERA	06.340	8029	1.00	---	---	1.00
<u>Division of Geology & Land Survey</u>						
Natural Resources Revolving Services Fund (0425)						
DGLS OPERATION PS	06.260	1907	3,413.00	3,270.08	---	142.92

Department Operations

State Park Earnings Fund (0415)

DT OP-CONTRACT AUDITS E&E	06.200	2293	100,000.00	52,285.00	---	47,715.00
Natural Resources Revolving Services Fund (0425)						
DEPT OPERATIONS PS	06.200	2141	40,999.00	---	---	40,999.00
DEPT OPERATIONS E&E	06.200	2143	6,463.00	192.30	---	6,270.70

Division of State Parks

State Park Earnings Fund (0415)

STATE PARK OPERATION PS	06.285	1940	1,936,954.00	1,232,949.37	---	704,004.63
STATE PARK OPERATION E&E	06.285	1941	2,901,740.00	2,327,152.99	---	574,587.01
M&R PARK & CAMPGROUND FAC	17.065	3450	555,576.77	65,599.34	---	489,977.43
DNR GENERAL CONSTRUCTION	17.070	4119	499,769.38	115,602.39	---	384,166.99
DNR WATER WASTE IMPROV	17.090	6595	1,936,784.08	82,930.71	530,921.00	1,322,932.37
DNR ROADS PARKING TRAILS	17.095	6596	657,451.20	54,162.21	603,288.00	0.99
DNR SPENDING AUTHORITY	17.105	6599	73,702,057.11	1,199,092.88	37,026,356.00	35,476,608.23
IMPROVEMENTS ST PARKS	17.110	6601	1,400,000.00	---	1,400,000.00	---
LAND PURCHASES ST PARKS	17.115	6602	888,245.00	---	---	888,245.00
INTER EXHIBITS ST PARKS	17.120	6603	584,577.19	19,282.02	---	565,295.17
GIFTS TO PARKS	06.285	7816	2,000,000.00	161,524.00	---	1,838,476.00
PARKS RESALE	06.285	7817	1,000,000.00	758,232.27	---	241,767.73
PARKS CONCESSIONS DEFAULT	06.285	7818	199,350.00	104,107.38	---	95,242.62
STATE PARK GRANTS	06.285	7820	63,624.00	1,051.60	---	62,572.40
DNR WATER WASTE IMPROV	21.075	7991	1,976,959.57	242,912.90	814,460.00	919,586.67
DNR ROADS PARKING TRAILS	21.085	7994	780,000.00	5,323.04	774,676.00	0.96
DNR M&R SPENDING AUTHORITY	21.090	7996	50,000.00	---	---	50,000.00
IMPROVEMENTS STATE PARKS	22.010	8068	1,400,000.00	---	1,400,000.00	---
LAND PURCHASES ST PARKS	22.015	8069	1,188,013.00	31,432.74	500,000.00	656,580.26
DNR CI SPENDING AUTHORITY	22.020	8071	2,630,916.00	613,848.87	---	2,017,067.13
INTER EXHIBITS ST PARKS	22.030	8072	699,016.00	136,556.21	292,467.00	269,992.79
LAKE OZARKS STATE PARK	21.100	8127	1,050,000.00	---	---	1,050,000.00
Historic Preservation Revolving Fund (0430)						
HISTORIC PRESERVATION PS	06.290	1885	194,527.00	149,577.00	---	44,950.00
HISTORIC PRESERVATION E&E	06.290	1886	33,274.00	17,039.93	---	16,234.07
HISTORIC PRESERV GRANTS	06.290	7823	1,576,867.00	92,323.24	---	1,484,543.76
HISTORIC PROPERTIES	21.095	7997	1,000,000.00	---	---	1,000,000.00

DEPARTMENT OF PUBLIC SAFETY**Missouri State Highway Patrol**

State Park Earnings Fund (0415)

MARINE MAINTENANCE FAC	22.046	8128	1,050,000.00	---	750,000.00	300,000.00
------------------------	--------	------	--------------	-----	------------	------------

**STATE OF MISSOURI
SUMMARY OF APPROPRIATION ACTIVITY
ENTERPRISE FUNDS
FOR THE APPROPRIATION YEAR 2013**

	H.B. No.	Appr. No.	Appropriations	Expenditures and Transfers Out	Reappropriations to 2014	Lapse of Appropriations
<u>Missouri Veterans Commission</u>						
Missouri Veterans' Homes Fund (0460)						
VETERANS HOMES PS	08.195	2342	47,946,763.00	47,568,906.13	---	377,856.87
VETERANS HOMES E&E	08.195	2344	22,118,246.00	21,542,033.08	---	576,212.92
REFUNDS	08.195	4570	1,274,400.00	499,986.79	---	774,413.21
VETERANS HOMES OVERTIME	08.195	7110	2,474,068.00	1,901,798.73	---	572,269.27
ADMIN & SERVICE PS	08.185	8735	513,257.00	440,894.69	---	72,362.31
ADMIN & SERVICE E&E	08.185	8737	131,588.00	108,595.50	---	22,992.50
<u>DEPARTMENT OF REVENUE</u>						
<u>Administration Division</u>						
Revenue Information Fund (0619)						
FED & OTHER FUND REFUNDS	04.065	8465	13,000.00	12,732.23	---	267.77
<u>MV/DL Division</u>						
Revenue Information Fund (0619)						
MV/DL PS	04.015	1718	510.00	---	---	510.00
MV/DL E&E	04.015	1719	38,515.00	6,223.80	---	32,291.20
<u>Taxation Division</u>						
Petroleum Storage Tank Insurance Fund (0585)						
TAXATION PS	04.010	1704	27,035.00	24,922.03	---	2,112.97
TAXATION E&E	04.010	1705	1,071.00	---	---	1,071.00
<u>Missouri Lottery Commission</u>						
Lottery Enterprise Fund (0657)						
LOTTERY LEASING	13.005	3307	344,003.00	334,077.02	---	9,925.98
LOTTERY COMMISSION PRIZES	04.180	6215	152,910,227.00	152,910,226.51	---	0.49
LOTTERY INSTITUTIONAL	13.015	7669	136,775.00	136,775.00	---	---
LOTTERY COMMISSION PS	04.175	9156	6,786,206.00	6,438,560.28	---	347,645.72
LOTTERY COMMISSION E&E	04.175	9157	45,752,632.00	45,749,994.02	---	2,637.98
Subtotals			<u>433,424,786.30</u>	<u>312,227,799.83</u>	<u>44,092,168.00</u>	<u>77,104,818.47</u>

Appropriated Transfers Out To:

General Revenue Fund (0101)	05.245	T044	23,799.00	23,799.00	---	---
Natural Resources Cost Allocation Fund (0500)	06.330	T062	70,755.00	66,008.00	---	4,747.00
Natural Resources Cost Allocation Fund (0500)	06.330	T063	2,995.00	2,794.00	---	201.00
Natural Resources Cost Allocation Fund (0500)	06.330	T070	36,436.00	33,992.00	---	2,444.00
Natural Resources Cost Allocation Fund (0500)	06.330	T088	519,666.00	431,482.00	---	88,184.00
Natural Resources Cost Allocation Fund (0500)	06.330	T089	22,000.00	18,267.00	---	3,733.00
Natural Resources Cost Allocation Fund (0500)	06.330	T097	116,160.00	96,449.00	---	19,711.00
Lottery Proceeds Fund (0291)	04.185	T275	288,804,006.00	288,804,006.00	---	---
General Revenue Fund (0101)	05.525	T285	1,618,084.00	1,618,081.59	---	2.41
Social Security Contributions Fund (0702)	05.450	T293	4,555,494.00	4,401,932.49	---	153,561.51
State Retirement Contributions Fund (0701)	05.465	T297	9,047,324.00	8,678,098.84	---	369,225.16
Missouri Consolidated Health Care Plan						
Benefit Fund (0765)	05.490	T304	13,871,057.00	13,830,106.33	---	40,950.67
Natural Resources Cost Allocation Fund (0500)	06.330	T320	780,183.00	633,204.00	---	146,979.00
Natural Resources Cost Allocation Fund (0500)	06.330	T322	33,029.00	26,807.00	---	6,222.00
Natural Resources Cost Allocation Fund (0500)	06.330	T327	134,739.00	108,774.00	---	25,965.00
Social Services and Other Sources Fund (0610)	05.055	T432	30,000.00	30,000.00	---	---
General Revenue Fund (0101)	05.245	T495	1,434.00	1,434.00	---	---
State Highways and Transportation						
Department Fund (0644)	04.160	T534	1,249,231.00	1,249,231.00	---	---
General Revenue Fund (0101)	05.245	T704	1,959.00	1,959.00	---	---
General Revenue Fund (0101)	05.245	T705	49,895.00	49,895.00	---	---
General Revenue Fund (0101)	05.245	T707	170,046.00	154,266.00	---	15,780.00
General Revenue Fund (0101)	05.245	T709	24,079.00	24,079.00	---	---
General Revenue Fund (0101)	05.245	T710	5,491.00	5,490.00	---	1.00
General Revenue Fund (0101)	05.245	T711	400,537.00	400,537.00	---	---
General Revenue Fund (0101)	05.245	T749	137,394.00	137,394.00	---	---
General Revenue Fund (0101)	05.245	T765	17,095.00	17,095.00	---	---
Subtotals			<u>321,722,888.00</u>	<u>320,845,181.25</u>	---	<u>877,706.75</u>
Totals			<u>\$ 755,147,674.30</u>	<u>\$ 633,072,981.08</u>	<u>\$ 44,092,168.00</u>	<u>\$ 77,982,525.22</u>

**STATE OF MISSOURI
SUMMARY OF APPROPRIATION ACTIVITY
INTERNAL SERVICE FUNDS
FOR THE APPROPRIATION YEAR 2013**

	H.B. No.	Appr. No.	Appropriations	Expenditures and Transfers Out	Reappropriations to 2014	Lapse of Appropriations
<u>LEGISLATURE</u>						
<u>Senate</u>						
Senate Revolving Fund (0535) SENATE CONTINGENT EXP	12.500	4505	\$ 40,000.00	\$ ---	---	\$ 40,000.00
<u>House of Representatives</u>						
House of Representatives Revolving Fund (0520) HOUSE REVOLVING FUND	12.505	3165	45,000.00	18,050.55	---	26,949.45
<u>JUDICIARY</u>						
<u>Judicial Proceedings and Review</u>						
Supreme Court Publications Revolving Fund (0525) JUD PROCEED & REVIEW E&E	12.300	4506	150,000.00	60,931.78	---	89,068.22
<u>EXECUTIVE</u>						
<u>State Treasurer</u>						
Central Check Mailing Service Revolving Fund (0515)						
STATE TREASURER PS	12.150	0843	23,418.00	21,541.00	---	1,877.00
STATE TREASURER E&E	12.150	2212	225,000.00	46,994.97	---	178,005.03
<u>OFFICE OF ADMINISTRATION</u>						
State Facility Maintenance and Operation Fund (0501)						
OA LEASING	13.005	1066	243,180.00	218,730.46	---	24,449.54
OA STATE OWNED	13.010	7674	388,299.00	388,299.00	---	---
Office of Administration Revolving Administrative Trust Fund (0505)						
OA LEASING	13.005	1067	177,713.00	130,081.18	---	47,631.82
<u>Division of Accounting</u>						
Natural Resources Cost Allocation Fund (0500)						
UNEMPLOYMENT BENEFITS	05.480	6155	23,699.00	3,279.97	---	20,419.03
State Facility Maintenance and Operation Fund (0501)						
UNEMPLOYMENT BENEFITS	05.480	5994	79,409.00	19,073.84	---	60,335.16
MDFB LEASE/PURCHASE	05.165	6753	2,601,866.00	2,601,855.44	---	10.56

DIFP Administrative Fund (0503)							
UNEMPLOYMENT BENEFITS	05.480	6715	305.00	304.00	---	1.00	
Office of Administration Revolving Administrative Trust Fund (0505)							
UNEMPLOYMENT BENEFITS	05.480	5999	4,000.00	2,516.56	---	1,483.44	
Working Capital Revolving Fund (0510)							
UNEMPLOYMENT BENEFITS	05.480	6000	7,997.00	5,800.95	---	2,196.05	
Economic Development Administrative Fund (0547)							
UNEMPLOYMENT BENEFITS	05.480	6673	1,196.00	---	---	1,196.00	
Professional Registration Fees Fund (0689)							
UNEMPLOYMENT BENEFITS	05.480	6006	5,118.00	2,133.23	---	2,984.77	
<u>Information Technology Services Division</u>							
Natural Resources Cost Allocation Fund (0500)							
DNR IT CONSOLIDATION PS	05.020	1351	2,899,539.00	2,119,401.96	---	780,137.04	
DNR IT CONSOLIDATION E&E	05.020	1360	4,232,087.00	2,731,600.92	---	1,500,486.08	
State Facility Maintenance and Operation Fund (0501)							
OA IT CONSOLIDATION PS	05.020	3610	93,345.00	89,567.39	---	3,777.61	
OA IT CONSOLIDATION E&E	05.020	3611	284,040.00	283,225.52	---	814.48	
DIFP Administrative Fund (0503)							
DIFP IT CONSOLIDATION PS	05.020	3691	101,272.00	15,444.95	---	85,827.05	
DIFP IT CONSOLIDATION E&E	05.020	3692	24,816.00	24,759.25	---	56.75	
Office of Administration Revolving Administrative Trust Fund (0505)							
OA IT CONSOLIDATION PS	05.020	3601	6,442,962.00	---	---	6,442,962.00	
OA IT CONSOLIDATION E&E	05.020	3602	21,879,263.00	---	---	21,879,263.00	
Working Capital Revolving Fund (0510)							
DOC IT CONSOLIDATION PS	05.020	1362	64,578.00	49,866.31	---	14,711.69	
DOC IT CONSOLIDATION E&E	05.020	1363	170,390.00	107,583.50	---	62,806.50	
Inmate Fund (0540)							
DOC IT CONSOLIDATION E&E	05.020	2253	6,047,956.00	1,013.51	---	6,046,942.49	
Social Services Administrative Trust Fund (0545)							
DSS IT CONSOLIDATION PS	05.020	1365	37,219.00	---	---	37,219.00	
DSS IT CONSOLIDATION E&E	05.020	1366	401,382.00	45,000.00	---	356,382.00	
Economic Development Administrative Fund (0547)							
DED IT CONSOLIDATION PS	05.020	1369	694,507.00	67,422.19	---	627,084.81	
DED IT CONSOLIDATION E&E	05.020	1371	1,277,350.00	31,512.79	---	1,245,837.21	
Professional Registration Fees Fund (0689)							
DIFP IT CONSOLIDATION PS	05.020	1615	310,681.00	261,989.41	---	48,691.59	
DIFP IT CONSOLIDATION E&E	05.020	1616	769,812.00	253,921.62	---	515,890.38	

**STATE OF MISSOURI
SUMMARY OF APPROPRIATION ACTIVITY
INTERNAL SERVICE FUNDS
FOR THE APPROPRIATION YEAR 2013**

	H.B. No.	Appr. No.	Appropriations	Expenditures and Transfers Out	Reappropriations to 2014	Lapse of Appropriations
MO Revolving Info Tech Trust Fund (0980)						
OA IT CONSOLIDATION PS	05.020	8110	50,958,333.00	5,653,734.49	---	45,304,598.51
OA IT CONSOLIDATION E&E	05.020	8111	31,000,000.00	24,034,071.21	---	6,965,928.79
TELECOM REVOLVING FUND	05.025	8112	44,706,697.00	28,675,259.89	---	16,031,437.11
ITSD UC DEBT PAYMENT	05.175	8114	3,458,349.00	2,935,172.50	---	523,176.50
<u>Division of Facilities Management,</u>						
<u>Design and Construction</u>						
State Facility Maintenance and Operation Fund (0501)						
FM DC OPERATIONS E&E	05.075	2148	66,705,545.00	66,705,531.71	---	13.29
FM DC OPERATIONS PS	05.075	2605	26,046,244.00	25,319,370.79	---	726,873.21
FACILITY SERVICES	05.085	2607	2,000,000.00	241,929.95	---	1,758,070.05
MANSION DONATIONS	05.070	3046	60,000.00	51,912.21	---	8,087.79
Office of Administration Revolving Administrative Trust Fund (0505)						
MULTI TENANT ST OWN	13.020	2777	634,599.00	323,737.52	---	310,861.48
MULTI TENANT INSTIT	13.020	3741	493,306.00	405,811.85	---	87,494.15
MULTI TENANT LEASING	13.020	6194	372,095.00	48,401.63	---	323,693.37
OA-RATF EXPENDITURE	17.055	6536	2,639.67	2,639.67	---	---
COST REIMBURSEMENT	21.040	7982	0.50	---	---	0.50
Working Capital Revolving Fund (0510)						
MSP REMEDIATN ACTIVITIES	22.006	8125	500,000.00	---	---	500,000.00
<u>Division of General Services</u>						
Office of Administration Revolving Administrative Trust Fund (0505)						
DIV OF GENERAL SERVS PS	05.090	4538	2,776,473.00	2,342,615.48	---	433,857.52
DIV OF GENERAL SERVS E&E	05.090	4540	979,728.00	518,801.14	---	460,926.86
REBILLABLE EXPENSES	05.105	6259	15,000,000.00	14,288,634.97	---	711,365.03
<u>Division of Personnel</u>						
Office of Administration Revolving Administrative Trust Fund (0505)						
DIV PERSONNEL E&E	05.030	2249	480,466.00	259,478.53	---	220,987.47
DIV PERSONNEL PS	05.030	8007	172,030.00	144,789.34	---	27,240.66

Division of Purchasing and Materials

Management

Office of Administration Revolving Administrative
Trust Fund (0505)

BID & PERFORM BOND REFUND	05.040	7349	3,000,000.00	46,725.74	---	2,953,274.26
---------------------------	--------	------	--------------	-----------	-----	--------------

Governor's Council on Disability

Office of Administration Revolving Administrative
Trust Fund (0505)

GOV CNSL ON DISABILITY EE	05.135	3210	25,000.00	5,290.60	---	19,709.40
---------------------------	--------	------	-----------	----------	-----	-----------

Missouri Public Entity Risk Management

Office of Administration Revolving Administrative
Trust Fund (0505)

MOPERM PS	05.140	8471	655,973.00	593,281.36	---	62,691.64
MOPERM E&E	05.140	8472	61,847.00	11,992.90	---	49,854.10

**DEPARTMENT OF INSURANCE,
FINANCIAL INSTITUTIONS AND
PROFESSIONAL REGISTRATION**

DIFP Administrative Fund (0503)

DEPT ADMINISTRATION PS	07.400	3652	138,845.00	137,928.94	---	916.06
DEPT ADMINISTRATION E&E	07.400	3653	40,674.00	24,596.81	---	16,077.19
Professional Registration Fees Fund (0689)						
INSURANCE LEASING	13.005	3736	12,515.00	8,208.57	---	4,306.43
INSURANCE STATE OWNED	13.010	7712	201,265.00	200,626.32	---	638.68

Professional Registration

Professional Registration Fees Fund (0689)

EXAMINATION & OTHER FEES	07.470	1010	252,000.00	208,963.20	---	43,036.80
PR ADMINISTRATION PS	07.470	1032	3,351,663.00	3,059,701.59	---	291,961.41
PR ADMINISTRATION E&E	07.470	2207	1,037,686.00	611,648.88	---	426,037.12
PR REFUNDS	07.470	5407	125,000.00	83,067.65	---	41,932.35

DEPARTMENT OF ECONOMIC DEVELOPMENT

Economic Development Administrative
Fund (0547)

DED STATE OWNED	13.010	7706	25,589.00	25,570.42	---	18.58
-----------------	--------	------	-----------	-----------	-----	-------

Administrative Services

Economic Development Administrative
Fund (0547)

REFUNDS	07.005	0812	5,000.00	---	---	5,000.00
ADMINISTRATIVE SVS E&E	07.005	2174	614,919.00	141,555.86	---	473,363.14
ADMINISTRATIVE SVS PS	07.005	3614	523,163.00	511,856.96	---	11,306.04

**STATE OF MISSOURI
SUMMARY OF APPROPRIATION ACTIVITY
INTERNAL SERVICE FUNDS
FOR THE APPROPRIATION YEAR 2013**

	H.B. No.	Appr. No.	Appropriations	Expenditures and Transfers Out	Reappropriations to 2014	Lapse of Appropriations
<u>Business and Community Services</u>						
Economic Development Administrative Fund (0547)						
SALES PS	07.015	2404	6,747.00	6,434.00	---	313.00
MARKETING PS	07.015	2430	43,498.00	14,188.42	---	29,309.58
<u>DEPARTMENT OF MENTAL HEALTH</u>						
<u>Division of Alcohol and Drug Abuse</u>						
Mental Health Interagency Payments Fund (0109)						
ADA TREATMENT SERVICES	10.110	7648	30,000.00	---	---	30,000.00
Inmate Fund (0540)						
ADA TREATMENT SVC	10.110	1047	3,513,779.00	3,513,779.00	---	---
<u>Division of Comprehensive Psychiatric Services</u>						
Mental Health Interagency Payments Fund (0109)						
ADULT COMMUNITY PROGRAM	10.210	1856	1,272,400.00	763,440.00	---	508,960.00
SRV CHILD DIV&DYS CLTS EE	10.230	2060	49,805.00	---	---	49,805.00
FULTON STATE HOSPITAL E&E	10.300	5273	250,000.00	189,593.26	---	60,406.74
YOUTH COMMUNITY PROGRAM	10.225	7425	4,000,000.00	29,220.38	---	3,970,779.62
<u>Division of Developmental Disabilities</u>						
Mental Health Interagency Payments Fund (0109)						
DFS CLIENTS	10.410	0399	8,500,000.00	8,165,271.59	---	334,728.41
COMMUNITY PROGRAMS	10.410	7649	550,000.00	31,228.30	---	518,771.70
<u>DEPARTMENT OF NATURAL RESOURCES</u>						
Natural Resources Cost Allocation Fund (0500)						
DNR LEASING	13.005	4307	1,048,149.00	966,476.40	---	81,672.60
DNR STATE OWNED	13.010	7690	608,878.00	606,966.17	---	1,911.83
<u>Department Operations</u>						
Natural Resources Cost Allocation Fund (0500)						
DEPT OPERATIONS PS	06.200	1813	2,729,335.00	2,315,164.55	---	414,170.45
DEPT OPERATIONS E&E	06.200	1815	575,307.00	434,599.75	---	140,707.25

Water Resources Center

Natural Resources Cost Allocation Fund (0500)							
WATER RESOURCES PS	06.210	7012	36,847.00	32,708.78	---	4,138.22	

Division of Energy

Natural Resources Cost Allocation Fund (0500)						
ENERGY DIV OPERATING PS	06.205	8796	61,354.00	61,040.98	---	313.02

Division of Environmental Quality

Natural Resources Cost Allocation Fund (0500)						
ENVIRONMENTAL QUALITY PS	06.220	1873	781,341.00	781,095.03	---	245.97
ENVIRONMENTAL QUALITY E&E	06.220	1879	312,651.00	111,384.70	---	201,266.30
REGIONAL OFFICES PS	06.220	7316	370,472.00	346,520.65	---	23,951.35

Division of Geology and Land Survey

Natural Resources Cost Allocation Fund (0500)						
DGLS OPERATION PS	06.260	2402	91,247.00	90,795.99	---	451.01
DGLS OPERATION E&E	06.260	2409	4,105.00	3,838.68	---	266.32

Division of State Parks

Natural Resources Cost Allocation Fund (0500)						
STATE PARK OPERATION PS	06.285	1952	859,680.00	850,553.13	---	9,126.87
STATE PARK OPERATION E&E	06.285	1953	134,475.00	46,689.60	---	87,785.40

DEPARTMENT OF PUBLIC SAFETY**Adjutant General**

Adjutant General Revolving Fund (0530)						
A G ARMORY RENTALS	08.275	4767	25,000.00	20,875.56	---	4,124.44

DEPARTMENT OF SOCIAL SERVICES**Division of Finance and Administrative Services**

Social Services Administrative Trust Fund (0545)						
FINANCE & ADMIN SRVS PS	11.045	3115	3,982.00	3,971.26	---	10.74
FINANCE & ADMIN SRVS E&E	11.045	3116	317.00	---	---	317.00
CENTRALIZED INVENTORY SYS	11.045	3119	1,500,000.00	804,855.50	---	695,144.50

DEPARTMENT OF CORRECTIONS

Working Capital Revolving Fund (0510)						
CORRECTIONS LEASING	13.005	6073	179,400.00	161,382.28	---	18,017.72
INSTITUTIONAL E&E POOL	09.065	7641	1,500,000.00	1,497,501.21	---	2,498.79
CORRECTIONS INSTIT	13.015	7750	1,425,607.00	1,425,607.00	---	---
Inmate Fund (0540)						
REENTRY E&E	09.010	5539	316,232.00	165,464.25	---	150,767.75

**STATE OF MISSOURI
SUMMARY OF APPROPRIATION ACTIVITY
INTERNAL SERVICE FUNDS
FOR THE APPROPRIATION YEAR 2013**

	H.B. No.	Appr. No.	Appropriations	Expenditures and Transfers Out	Reappropriations to 2014	Lapse of Appropriations
<u>Division of Human Services</u>						
Inmate Fund (0540)						
DHS STAFF PS	09.035	6067	136,863.00	133,627.48	---	3,235.52
DHS STAFF E&E	09.035	6068	37,764.00	33,371.66	---	4,392.34
<u>Division of Offender Rehabilitation Services</u>						
Working Capital Revolving Fund (0510)						
VOCATIONAL ENTERPRIS E&E	09.215	2776	25,613,226.00	17,068,743.36	---	8,544,482.64
VOCATIONAL ENTERPRISES PS	09.215	2967	8,278,853.00	5,989,710.86	---	2,289,142.14
PRISON INDUSTRY ENHANCE	09.220	3155	866,486.00	---	---	866,486.00
<u>Division of Adult Institutions</u>						
Inmate Fund (0540)						
BOONVILLE CORR CTR	09.120	1083	34,525.00	---	---	34,525.00
OZARK CORR CTR PS	09.095	1996	266,508.00	---	---	266,508.00
TIPTON CORR CTR	09.145	6069	89,897.00	---	---	89,897.00
KC COMM RELEASE CTR	09.235	6072	48,332.00	45,319.18	---	3,012.82
CHILLICOTHE CORR CTR PS	09.115	6112	28,362.00	---	---	28,362.00
<u>Division of Probation and Parole</u>						
Inmate Fund (0540)						
RESIDENTIAL TRTMNT FAC	09.250	1467	3,989,458.00	3,087,250.76	---	902,207.24
ELECTRONIC MONITORING	09.255	2228	1,780,289.00	1,212,646.19	---	567,642.81
LOCAL SENTENCING INITIAT	09.245	2302	815,337.00	39,990.00	---	775,347.00
DOC COMMAND CENTER PS	09.240	2921	553,338.00	446,512.80	---	106,825.20
P&P STAFF E&E	09.225	6071	7,703,605.00	1,625,055.18	---	6,078,549.82
COM SUPERVISION CNT E&E	09.260	7642	750,000.00	354,077.43	---	395,922.57
Subtotals			387,938,494.17	240,701,762.25	---	147,236,731.92
Appropriated Transfers Out To:						
State Legal Expense Fund (0692)	05.110	T234	1.00	---	---	1.00
General Revenue Fund (0101)	05.525	T285	1,068,030.00	1,068,025.83	---	4.17
Social Security Contributions Fund (0702)	05.450	T293	3,778,677.00	3,696,168.40	---	82,508.60
State Retirement Contributions Fund (0701)	05.465	T297	7,916,146.00	7,731,211.54	---	184,934.46
Missouri Consolidated Health Care Plan Benefit Fund (0765)	05.490	T304	11,803,219.00	11,704,295.83	---	98,923.17
General Revenue Fund (0101)	05.215	T483	1.00	---	---	1.00

State Facility Maintenance and Operation							
Fund (0501)	05.235	T541	123.00	122.50	---	---	0.50
General Revenue Fund (0101)	05.245	T717	180.00	---	---	---	180.00
General Revenue Fund (0101)	05.245	T718	1,573.00	---	---	---	1,573.00
General Revenue Fund (0101)	05.245	T812	1.00	---	---	---	1.00
DIFP Administrative Fund (0503)	07.405	T896	200,000.00	167,458.88	---	---	32,541.12
Committee of Professional Counselors							
Fund (0672)	07.555	T902	<u>320,000.00</u>	<u>---</u>	<u>---</u>	<u>---</u>	<u>320,000.00</u>
Subtotals			<u>25,087,951.00</u>	<u>24,367,282.98</u>	<u>---</u>	<u>---</u>	<u>720,668.02</u>
Totals			<u>\$ 413,026,445.17</u>	<u>\$ 265,069,045.23</u>	<u>\$ ---</u>	<u>\$ ---</u>	<u>\$ 147,957,399.94</u>

**STATE OF MISSOURI
SUMMARY OF APPROPRIATION ACTIVITY
AGENCY FUNDS
FOR THE APPROPRIATION YEAR 2013**

	<u>H.B. No.</u>	<u>Appr. No.</u>	<u>Appropriations</u>	<u>Expenditures and Transfers Out</u>	<u>Reappropriations to 2014</u>	<u>Lapse of Appropriations</u>
<u>JUDICIARY</u>						
<u>Circuit Courts</u>						
Circuit Courts Escrow Fund (0718)						
CIRCUIT COURT DEBT OFFSET	12.345	1209	\$ 2,000,000.00	\$ 1,536,803.51	\$ ---	\$ 463,196.49
CIRCUIT CT DEBT OFFSET EE	12.345	1210	5,500.00	---	---	5,500.00
<u>Debt Offset Escrow Fund</u>						
Debt Offset Escrow Fund (0753)						
DEBT OFFSET ESCROW FUND	12.400	3023	760,000.00	758,990.16	---	1,009.84
<u>OFFICE OF ADMINISTRATION</u>						
<u>Division of Accounting</u>						
State Retirement Contributions Fund (0701)						
RETIREMENT SYSTEM CONTR	05.470	9179	273,634,697.00	268,523,017.62	---	5,111,679.38
Social Security Contributions Fund (0702)						
OASDHI CONTRIBUTIONS	05.460	0136	149,500,763.00	143,058,102.20	---	6,442,660.80
Missouri Consolidated Health Care Plan Benefit Fund (0765)						
MOCHCP CONTRIBUTIONS	05.495	1335	371,405,359.00	367,464,545.52	---	3,940,813.48
Missouri State Employees' Voluntary Life Insurance Fund (0910)						
VOLUNTARY LIFE INSURANCE	05.505	0045	3,696,553.00	3,696,552.86	---	0.14
<u>Division of Purchasing and Materials Management</u>						
Proceeds of Surplus Property Sales Fund (0710)						
SURPLUS PROP SALE PROCEED	05.060	1576	300,000.00	281,950.83	---	18,049.17
<u>DEPARTMENT OF AGRICULTURE</u>						
<u>Division of Animal Health</u>						
Agriculture Bond Trustee Fund (0756)						
BOND TRUSTEE ACCOUNT	06.080	3120	135,000.00	---	---	135,000.00

DEPARTMENT OF ECONOMIC DEVELOPMENT

Workforce Development

Missouri Community College Job Retention
Training Program Fund (0717)

JOB RETENTION TRG PRG	07.145	7151	10,000,000.00	1,960,931.41	---	8,039,068.59
-----------------------	--------	------	---------------	--------------	-----	--------------

DEPARTMENT OF HIGHER EDUCATION

Higher Ed Administration

Debt Offset Escrow Fund (0753)

LOAN PRGM REFUND OFFSET	03.135	2000	750,000.00	588,922.41	---	161,077.59
-------------------------	--------	------	------------	------------	-----	------------

CC TAX REFUND OFFSET	03.155	3386	1,300,000.00	1,300,000.00	---	---
----------------------	--------	------	--------------	--------------	-----	-----

Proprietary School Bond Fund (0760)

PROPRIETARY SCHOOL BOND	03.010	7986	100,000.00	---	---	100,000.00
-------------------------	--------	------	------------	-----	-----	------------

State Colleges and Universities

Debt Offset Escrow Fund (0753)

LINN STATE TECH COLLEGE	03.160	0076	30,000.00	---	---	30,000.00
-------------------------	--------	------	-----------	-----	-----	-----------

UNIVERSITY OF CENTRAL MO	03.165	2004	200,000.00	153,283.08	---	46,716.92
--------------------------	--------	------	------------	------------	-----	-----------

SOUTHEAST MO STATE UNIV	03.170	2008	200,000.00	89,515.67	---	110,484.33
-------------------------	--------	------	------------	-----------	-----	------------

MO STATE UNIVERSITY	03.175	2011	200,000.00	200,000.00	---	---
---------------------	--------	------	------------	------------	-----	-----

LINCOLN UNIVERSITY	03.180	2014	200,000.00	16,367.00	---	183,633.00
--------------------	--------	------	------------	-----------	-----	------------

TRUMAN STATE UNIVERSITY	03.185	2017	200,000.00	3,254.00	---	196,746.00
-------------------------	--------	------	------------	----------	-----	------------

NORTHWEST MO STATE UNIV	03.190	2020	200,000.00	76,351.68	---	123,648.32
-------------------------	--------	------	------------	-----------	-----	------------

MO SOUTHERN ST UNIVERSITY	03.195	2023	200,000.00	8,584.02	---	191,415.98
---------------------------	--------	------	------------	----------	-----	------------

MO WESTERN ST UNIVERSITY	03.200	2026	200,000.00	171,754.08	---	28,245.92
--------------------------	--------	------	------------	------------	-----	-----------

HARRIS STOWE ST UNIV	03.205	2030	200,000.00	38,537.36	---	161,462.64
----------------------	--------	------	------------	-----------	-----	------------

UNIV OF MISSOURI CAMPUSES	03.210	2034	200,000.00	---	---	200,000.00
---------------------------	--------	------	------------	-----	-----	------------

**DEPARTMENT OF HEALTH AND
SENIOR SERVICES**

Debt Offset Escrow Fund (0753)

DEBT OFFSET ESCROW	10.620	0258	20,000.00	9,874.26	---	10,125.74
--------------------	--------	------	-----------	----------	-----	-----------

**DEPARTMENT OF LABOR AND
INDUSTRIAL RELATIONS**

Division of Employment Security

Debt Offset Escrow Fund (0753)

DEBT OFFSET ESCROW FUND	07.905	2146	3,250,000.00	2,385,008.83	---	864,991.17
-------------------------	--------	------	--------------	--------------	-----	------------

**STATE OF MISSOURI
SUMMARY OF APPROPRIATION ACTIVITY
AGENCY FUNDS
FOR THE APPROPRIATION YEAR 2013**

	<u>H.B. No.</u>	<u>Appr. No.</u>	<u>Appropriations</u>	<u>Expenditures and Transfers Out</u>	<u>Reappropriations to 2014</u>	<u>Lapse of Appropriations</u>
<u>DEPARTMENT OF MENTAL HEALTH</u>						
Debt Offset Escrow Fund (0753) REFUNDS	10.030	1837	70,000.00	7,412.76	---	62,587.24
<u>DEPARTMENT OF PUBLIC SAFETY</u>						
<u>Office of the Director</u>						
Program 1122 Fund (0720) PROGRAM 1122	08.025	3663	100,000.00	---	---	100,000.00
<u>Adjutant General</u>						
Missouri Military Family Relief Fund (0719) MO MILITARY FAMILY RELIEF	08.280	1173	140,000.00	40,621.00	---	99,379.00
MO MIL FAMILY RELIEF E&E	08.280	2925	10,500.00	---	---	10,500.00
<u>DEPARTMENT OF REVENUE</u>						
American Cancer Society, Heartland Division, Inc. Fund (0700) INCOME TAX CHECK OFF DIST	04.155	7296	6,065.00	6,064.58	---	0.42
ALS Lou Gehrig's Disease Fund (0703) INCOME TAX CHECK OFF DIST	04.155	7297	3,500.00	2,563.95	---	936.05
American Lung Association of Missouri Fund (0704) INCOME TAX CHECK OFF DIST	04.155	7298	1,500.00	678.15	---	821.85
Muscular Dystrophy Association Fund (0707) INCOME TAX CHECK OFF DIST	04.155	7299	1,500.00	888.47	---	611.53
Arthritis Foundation Fund (0708) INCOME TAX CHECK OFF DIST	04.155	7300	1,500.00	906.13	---	593.87
National Multiple Sclerosis Society Fund (0709) INCOME TAX CHECK OFF DIST	04.155	7301	3,500.00	2,291.80	---	1,208.20
American Diabetes Association Gateway Area Fund (0713) INCOME TAX CHECK OFF DIST	04.155	7302	2,935.00	2,272.66	---	662.34
American Heart Association Fund (0714) INCOME TAX CHECK OFF DIST	04.155	7303	3,500.00	2,589.64	---	910.36
March of Dimes Fund (0716) INCOME TAX CHECK OFF DIST	04.155	7304	3,500.00	2,931.24	---	568.76

Debt Offset Escrow Fund (0753)							
DEBT OFFSET	04.115	3985	275,000.00	258,181.45	---	16,818.55	
DEBT OFFSET ST RECIPROCAL	04.115	6957	889,119.00	634,682.53	---	254,436.47	
Breast Cancer Awareness Trust Fund (0915)							
INCOME TAX CHECK OFF DIST	04.155	4448	2,000.00	1,998.67	---	1.33	
American Red Cross Trust Fund (0987)							
INCOME TAX CHECK OFF DIST	04.155	8166	2,000.00	1,888.41	---	111.59	

DEPARTMENT OF SOCIAL SERVICES

Family Support Division

Debt Offset Escrow Fund (0753)						
DISTRIBUTION PASS THROUGH	11.185	1716	9,000,000.00	3,539,868.51	---	5,460,131.49

DEPARTMENT OF CORRECTIONS

Division of Probation and Parole

Debt Offset Escrow Fund (0753)						
P&P TAX INTERCEPT	09.225	7959	750,000.00	---	---	750,000.00
			<hr/>	<hr/>	<hr/>	<hr/>
Subtotals			830,153,991.00	796,828,186.45	---	33,325,804.55

Appropriated Transfers Out To:

General Revenue Fund (0101)	05.245	T134	55.00	55.00	---	---
General Revenue Fund (0101)	05.245	T239	30.00	29.00	---	1.00
Child Support Enforcement Fund (0169)	11.190	T492	245,000.00	122,910.35	---	122,089.65
Social Services and Other Sources Fund (0610)	11.190	T494	455,000.00	228,262.09	---	226,737.91
General Revenue Fund (0101)	12.180	T546	100,000.00	11,213.21	---	88,786.79
Inmate Fund (0540)	14.160	T623	750,000.00	750,000.00	---	---
General Revenue Fund (0101)	05.245	T642	280.00	279.00	---	1.00
General Revenue Fund (0101)	05.245	T820	22,600.00	22,585.00	---	15.00
General Revenue Fund (0101)	05.245	T924	1.00	---	---	1.00
General Revenue Fund (0101)	05.065	T975	369,972.00	346,220.63	---	23,751.37
Vocational Rehabilitation Fund (0104)	05.065	T975	8,909.00	8,337.17	---	571.83
Labor and Industrial Relations Administrative Fund (0122)	05.065	T975	4,636.00	4,338.26	---	297.74
Development Block Grant (Administration) Fund (0123)	05.065	T975	221.00	206.67	---	14.33
Attorney General and Other Fund (0136)	05.065	T975	88.00	82.50	---	5.50
Judiciary Fund (0137)	05.065	T975	90.00	84.15	---	5.85
Natural Resources and Other Fund (0140)	05.065	T975	4,192.00	3,922.93	---	269.07
Health Fund (0143)	05.065	T975	4,607.00	4,311.44	---	295.56
State Emergency Management Fund (0145)	05.065	T975	302.00	282.14	---	19.86
Public Safety Fund (0152)	05.065	T975	48,709.00	45,581.57	---	3,127.43
Job Development and Training Fund (0155)	05.065	T975	222.00	207.90	---	14.10
Election Admin Improvement Fund (0157)	05.065	T975	289.00	270.00	---	19.00

**STATE OF MISSOURI
SUMMARY OF APPROPRIATION ACTIVITY
AGENCY FUNDS
FOR THE APPROPRIATION YEAR 2013**

	H.B. No.	Appr. No.	Appropriations	Expenditures and Transfers Out	Reappropriations to 2014	Lapse of Appropriations
State Treasurer's General Operations						
Fund (0164)	05.065	T975	652.00	609.68	---	42.32
OA Information Technology Fund (0165)	05.065	T975	10,908.00	10,207.66	---	700.34
Missouri Veterans Commission Fund (0184)	05.065	T975	2,116.00	1,980.00	---	136.00
Adjutant General Fund (0190)	05.065	T975	693.00	648.26	---	44.74
Federal Drug Seizure Fund (0194)	05.065	T975	1,434.00	1,341.81	---	92.19
Community Service Commission Fund (0197)	05.065	T975	443.00	414.15	---	28.85
Secretary of State's Technology Trust Fund						
Account Fund (0266)	05.065	T975	16,708.00	15,635.06	---	1,072.94
Missouri Air Emission Reduction Fund (0267)	05.065	T975	721.00	675.00	---	46.00
Statewide Court Automation Fund (0270)	05.065	T975	3,454.00	3,232.26	---	221.74
Nursing Facility Quality of Care Fund (0271)	05.065	T975	121.00	113.03	---	7.97
Division of Tourism Supplemental Revenue						
Fund (0274)	05.065	T975	202.00	188.93	---	13.07
Gaming Commission Fund (0286)	05.065	T975	1,366.00	1,277.93	---	88.07
Veterans' Commission Capital Improvement						
Trust Fund (0304)	05.065	T975	356.00	333.30	---	22.70
Federal Surplus Property Fund (0407)	05.065	T975	146,212.00	136,825.75	---	9,386.25
State Park Earnings Fund (0415)	05.065	T975	12,396.00	11,599.98	---	796.02
Natural Resources Revolving Services						
Fund (0425)	05.065	T975	234,251.00	219,212.61	---	15,038.39
Missouri Veterans' Homes Fund (0460)	05.065	T975	36,567.00	34,219.28	---	2,347.72
State Facility Maintenance and Operation						
Fund (0501)	05.065	T975	1,176.00	1,100.32	---	75.68
Office of Administration Revolving Administrative						
Trust Fund (0505)	05.065	T975	478,091.00	447,398.64	---	30,692.36
Working Capital Revolving Fund (0510)	05.065	T975	445.00	416.63	---	28.37
Senate Revolving Fund (0535)	05.065	T975	1,852.00	1,733.24	---	118.76
Division of Finance Fund (0550)	05.065	T975	144.00	135.00	---	9.00
Insurance Dedicated Fund (0566)	05.065	T975	4,367.00	4,086.45	---	280.55
Natural Resources Protection - Water Pollution						
Permit Fee Subaccount Fund (0568)	05.065	T975	1,356.00	1,268.92	---	87.08
Solid Waste Management Fund (0570)	05.065	T975	678.00	634.42	---	43.58
State Forensic Laboratory Fund (0591)	05.065	T975	1,071.00	1,002.38	---	68.62
Natural Resources Protection - Air Pollution						
Permit Fee Subaccount Fund (0594)	05.065	T975	2,691.00	2,518.54	---	172.46
Public Service Commission Fund (0607)	05.065	T975	3,534.00	3,306.67	---	227.33
Social Services and Other Sources Fund (0610)	05.065	T975	2,694.00	2,521.21	---	172.79
Parks Sales Tax Fund (0613)	05.065	T975	7,162.00	6,702.63	---	459.37

Merchandising Practices Revolving Fund (0631)	05.065	T975	1,662.00	1,555.65	---	106.35
Board of Embalmers and Funeral Directors Fund (0633)	05.065	T975	266.00	249.15	---	16.85
Board of Registration for Healing Arts Fund (0634)	05.065	T975	311.00	291.22	---	19.78
State Highways and Transportation Department Fund (0644)	05.065	T975	45,693.00	42,759.88	---	2,933.12
Workers' Compensation Fund (0652)	05.065	T975	266.00	249.15	---	16.85
Workers' Compensation - Second Injury Fund (0653)	05.065	T975	409.00	382.80	---	26.20
Lottery Enterprise Fund (0657)	05.065	T975	4,853.00	4,541.64	---	311.36
Criminal Record System Fund (0671)	05.065	T975	949.00	888.49	---	60.51
Highway Patrol Academy Fund (0674)	05.065	T975	2,129.00	1,992.37	---	136.63
Hazardous Waste Fund (0676)	05.065	T975	725.00	678.89	---	46.11
Dental Board Fund (0677)	05.065	T975	266.00	249.15	---	16.85
Safe Drinking Water Fund (0679)	05.065	T975	1,330.00	1,244.95	---	85.05
Professional Registration Fees Fund (0689)	05.065	T975	421.00	393.97	---	27.03
Highway Patrol's Motor Vehicle and Aircraft Revolving Fund (0695)	05.065	T975	23,033.00	21,554.23	---	1,478.77
Judiciary Education and Training Fund (0847)	05.065	T975	1,089.00	1,018.77	---	70.23
Abandoned Fund Account Fund (0863)	05.065	T975	318.00	297.83	---	20.17
Missouri National Guard Trust Fund (0900)	05.065	T975	90.00	84.15	---	5.85
MO Revolving Info Tech Trust Fund (0980)	05.065	T975	92.00	86.22	---	5.78
General Revenue Fund (0101)	04.150	T989	3,250.00	392.83	---	2,857.17
Subtotals			<u>3,076,216.00</u>	<u>2,539,430.09</u>	---	<u>536,785.91</u>
Totals			<u>\$ 833,230,207.00</u>	<u>\$ 799,367,616.54</u>	<u>\$ ---</u>	<u>\$ 33,862,590.46</u>

**STATE OF MISSOURI
SUMMARY OF APPROPRIATION ACTIVITY
PRIVATE PURPOSE TRUST FUNDS
FOR THE APPROPRIATION YEAR 2013**

	H.B. No.	Appr. No.	Appropriations	Expenditures and Transfers Out	Reappropriations to 2014	Lapse of Appropriations
<u>EXECUTIVE</u>						
<u>State Treasurer</u>						
Abandoned Fund Account Fund (0863)						
STATE TREASURER PS	12.150	0870	\$ 525,756.00	\$ 511,005.02	\$ ---	\$ 14,750.98
STATE TREASURER E&E	12.150	0872	98,600.00	86,326.16	---	12,273.84
AF ADVERTISING & AUCTIONS	12.150	1321	918,621.00	918,064.27	---	556.73
AF CLAIMS	12.160	3173	38,451,000.00	38,155,001.62	---	295,998.38
<u>DEPARTMENT OF HIGHER EDUCATION</u>						
<u>State Colleges and Universities</u>						
State Seminary Fund (0872)						
SEMINARY FUND INVESTMENTS	03.240	0633	4,000,000.00	---	---	4,000,000.00
<u>DEPARTMENT OF SOCIAL SERVICES</u>						
<u>Children's Division</u>						
Alternative Care Trust Fund (0905)						
FOSTER CARE CHILDRENS ACC	11.280	8181	13,191,795.00	13,191,794.19	---	0.81
Subtotals			<u>57,185,772.00</u>	<u>52,862,191.26</u>	---	<u>4,323,580.74</u>
Appropriated Transfers Out To:						
Social Security Contributions Fund (0702)	05.450	T293	37,438.00	37,014.27	---	423.73
State Retirement Contributions Fund (0701)	05.465	T297	75,795.00	75,637.32	---	157.68
Missouri Consolidated Health Care Plan						
Benefit Fund (0765)	05.490	T304	130,402.00	129,127.85	---	1,274.15
General Revenue Fund (0101)	12.170	T547	48,502,756.00	48,502,755.81	---	0.19
General Revenue Fund (0101)	05.245	T852	1.00	---	---	1.00
Mental Health Trust Fund (0926)	10.035	T938	100,000.00	32,432.94	---	67,567.06
State Public School Fund (0817)	12.190	T973	2,185,108.00	2,185,107.81	---	0.19
Subtotals			<u>51,031,500.00</u>	<u>50,962,076.00</u>	---	<u>69,424.00</u>
Totals			<u>\$ 108,217,272.00</u>	<u>\$ 103,824,267.26</u>	<u>\$ ---</u>	<u>\$ 4,393,004.74</u>

STATE OF MISSOURI
NOTES TO THE APPROPRIATION ACTIVITY REPORT
APPROPRIATION YEAR 2013

Note 3 – Court Ordered Desegregation

The expenditures of the St. Louis Desegregation Plan are mandated by court order. Fiscal year 2010 was the last mandated payment obligation. The amounts paid for in fiscal year 2010 and prior years are:

<u>Appropriation Year</u>	<u>Projected Expenditures</u>	<u>Expenditures</u>	<u>Lapses</u>
2010	\$ 9,000,000	\$ 9,000,000	\$ ---
2009	10,000,000	10,000,000	---
2008	11,000,000	11,000,000	---
2007	12,000,000	12,000,000	---
2006	13,000,000	13,000,000	---
2005	15,000,000	15,000,000	---
2004	16,500,000	16,500,000	---
2003	20,000,000	20,000,000	---
2002	20,000,000	20,000,000	---
2001	50,000,000	50,000,000	---
2000	53,500,000	53,476,585	23,415
1999	191,862,972	188,799,736	3,063,236
1998	158,800,000	147,021,949	11,778,051
1997	151,700,000	138,086,852	13,613,148
1996	153,700,000	148,291,471	5,408,529
1995	155,700,000	139,258,397	16,441,603
1994	147,600,000	134,202,695	13,397,305
1993	147,100,000	136,028,438	11,071,562
1992	144,600,000	137,189,737	7,410,263
1991	135,200,000	132,695,771	2,504,229
1990	135,000,000	122,161,135	12,838,865
1989	129,000,000	116,999,047	12,000,953
1988	107,200,000	93,957,886	13,242,114
1987	84,700,000	83,473,429	1,226,571
1986	74,800,000	66,300,504	8,499,496
1985	59,200,000	57,095,304	2,104,696
1984	40,400,000	37,424,743	2,975,257
1983	21,000,000	17,187,556	3,812,444
1982	13,500,000	13,140,216	359,784
1981	10,180,490	8,530,000	1,650,490

**STATE OF MISSOURI
NOTES TO THE APPROPRIATION ACTIVITY REPORT
APPROPRIATION YEAR 2013**

Note 4 – General Fund

The General Fund includes General Revenue Funds and Federal Funds.

Fund Number	Fund Name
General Revenue Funds:	
0100	Budget Reserve
0101	General Revenue
0103	Missouri Farmland Trust
0108	Uncompensated Care
0113	Health Interagency Payments
0124	Facilities Maintenance Reserve
0128	State Property Preservation
0131	Marguerite Ross Barnett Scholarship
0139	Intergovernmental Transfer
0142	Federal Reimbursement Allowance
0144	Pharmacy Reimbursement Allowance
0161	Title XIX – Patient Placement
0164	State Treasurer’s General Operation
0169	Child Support Enforcement Collections
0172	Missouri Technology Investment
0173	Microenterprise Loan
0174	Missouri Water Development
0176	General Revenue Reimbursements
0177	Missouri Humanities Council Trust
0198	Post Closure
0250	Missouri Capital Access Program
0273	Missouri Small Business Incubators
0276	Health Access Incentive
0278	Family Support Loan Program
0280	Business Extension Service Team
0283	Energy Analyses Account
0284	Independent Living Center
0438	Martin Luther King Jr. State Celebration Commission Fund
0491	Higher Education Capital Fund
0537	Quality Improvement Revolving
0556	Youth Service and Conservation Corps
0557	Extended Day Child Care
0564	Nurse Training Incentive
0567	International Promotions Revolving
0571	Missouri Qualified Fuel Ethanol Producer Incentive
0590	Missouri CASA
0595	Regional Convention and Sports Complex
0598	Health Professional Student Loan and Loan Repayment Program
0599	Video Instructional Development and Educational Opportunity
0600	Missouri Job Development
0603	Attorney General's Court Costs
0605	Missouri Breeders
0625	Healthy Families Trust Fund
0626	State Guaranty Student Loan
0631	Merchandising Practices Revolving
0640	Healthy Families Trust Fund-Health Care Treatment and Access Account
0641	Healthy Families Trust Fund-Early Childhood Care and Education Account

STATE OF MISSOURI
NOTES TO THE APPROPRIATION ACTIVITY REPORT
APPROPRIATION YEAR 2013

Note 4 – General Fund (continued)

Fund Number	Fund Name
General Revenue Funds:	
0643	Healthy Families Trust Fund-Tobacco Prevention, Education and Cessation Account
0648	Petition Audit Revolving Trust
0651	Excellence in Education
0655	Missouri Prospective Teachers Loan
0656	Environmental Radiation Monitoring
0658	Department of Health – Donated
0664	Infrastructure Development
0666	Attorney General's Anti-Trust
0667	Energy Set-Aside Program
0674	Highway Patrol Academy
0686	State Elections Subsidy
0692	State Legal Expense
0715	ADA Compliance
0722	Office of Admin-Donated Fund
0723	Grants and Contributions Fund
0724	Long-Term Support UPL
0725	Blind Pension Premium
0730	Biodiesel Fuel Revolving
0732	After-School Retreat Reading and Assessment Grant Program
0733	Drug Court Resources
0734	Missouri Senior Rx
0741	Investors Restitution
0743	Missouri Commission for the Deaf and Hard of Hearing
0761	MoSMART
0766	State Supplemental Downtown Development
0767	State Supplemental Rural Development
0773	Coordinating Board for Early Childhood
0777	Missouri Qualified Biodiesel Producer Incentive
0793	Highway Patrol Expense
0799	Fire Safety Standards Loan Fund
0808	Missouri Science, Technology, Engineering, and Mathematics Initiative
0818	Administrative Hearing Commission Educational Due Process Hearing
0822	Library Networking
0829	Investor Education and Protection
0830	Property Reuse
0832	Recruitment and Retention Scholarship
0835	Community Development
0839	Student Grant
0840	Academic Scholarship
0856	Advantage Missouri Trust
0858	Missouri College Guarantee
0875	Controlled Substances Cleanup
0885	Premium
0888	Fine Collections Center Interest Revolving
0889	Assistive Technology Loan Revolving
0890	Petroleum Violation Escrow Interest Subaccount
0894	National Guard Pilot Instruction Program
0899	Childhood Lead Testing

**STATE OF MISSOURI
NOTES TO THE APPROPRIATION ACTIVITY REPORT
APPROPRIATION YEAR 2013**

Note 4 – General Fund (continued)

Fund Number	Fund Name
General Revenue Funds:	
0907	Downtown Revitalization Preservation Fund
0914	Livestock Feed Crop Input Loan
0916	Entrepreneurial Development and Intellectual Property Right Protection
0920	School for Blind Trust
0922	School for Deaf Trust
0925	Institution Gift Trust
0928	Secretary of State – Wolfner State Library
0930	DMH Local Tax Matching Fund
0933	Home & Community-Based Developmental Disability
0935	Energy Futures Fund
0936	Criminal Nonsupport Court Resources
0938	Missouri Senior Cadets
0939	Line of Duty Compensation
0940	Persistence to Graduation
0941	Volunteer & Parents Incentive
0942	MO Preschool Plus Grant Prog
0943	Teacher Choice Compensation
0945	Foster Care Dog Fund
0950	Childrens Spec Hlth Care Needs
0955	A+ Schools Fund
0966	MO Job Creation and Fed Match
0971	MO Youth Challenge Foundation
0974	Recovery Audit and Compliance
0975	Sexual Assault Forensic Exam
0976	Federal Road Fund
0979	Foster Care & Adopt Parents Retention & Recruitment
0982	Clark & Lewis Discovery Fund
0983	AP Incentive Grant
0985	Puppy Protection Trust
0986	Develop Disabilities Waiting List Equity Trust
Federal Funds:	
0104-0199	<i>(excluding Fund Numbers listed above and 0109, 0134, 0160, 0170, and 0196)</i>
0610	Department of Social Services Federal & Other Sources
0663	Missouri Disaster
0697	Abandoned Mined Reclamation
0726	Blind Pension Healthcare
0737	GEAR-UP Scholarship
0782	Justice Assistance Grant Program
0948	Unemployment Compensation Administration
0995	Show-Me Heroes
2000-2092	Federal Budget Stabilization
2200-2296	Federal Stimulus

This reporting is consistent with Missouri's Comprehensive Annual Financial Report.

STATE OF MISSOURI
NOTES TO THE APPROPRIATION ACTIVITY REPORT
APPROPRIATION YEAR 2013

Note 5 – General Revenue Fund

Operational results for the General Revenue Fund (Fund 0101) for fiscal year 2013 are as follows:

Revenues	
Taxes	\$ 9,037,529,163
Licenses, Fees, and Permits	82,978,842
Sales, Services, Leases and Rentals	17,290,064
Contributions and Intergovernmental	15,228,897
Interest, Penalties, and Unclaimed Property	52,961,829
Refunds	33,350,147
Miscellaneous Revenues	22,162,435
Subtotal	<u>9,261,501,377</u>
Transfers In	<u>1,489,816,123</u>
Total Revenues and Transfers In	<u>10,751,317,500</u>
Expenditures	
Personal Service	974,382,512
Expense and Equipment	373,376,900
Capital Improvements	5,825,696
Program Specific	3,162,068,112
Refunds	1,179,360,240
Subtotal	<u>5,695,013,460</u>
Transfers Out	<u>4,815,096,128</u>
Total Expenditures and Transfers Out	<u>10,510,109,588</u>
Excess Expenditures and Transfers Out	<u>\$ 241,207,912</u>

Note 6 – Refunds

In fiscal year 2013, refunds in the amount of \$1,261,946,163 for all funds and \$1,181,401,043 for the general revenue funds are reported on a separate line on page 3 and page 5 of this report. Refunds are reported as program specific expenditures on all remaining pages.

Note 7 – Debt Service

Debt Service includes payments made by the Office of Administration for the General Obligation Bonds, the Board of Public Building Bonds, and certain capital lease payments. Other debt payments are reported as operating costs of the department which pays them.