

# **STATE OF MISSOURI**

## **APPROPRIATION ACTIVITY REPORT**




### **APPROPRIATION YEAR 2014**

**OFFICE OF ADMINISTRATION  
DIVISION OF ACCOUNTING**

# APPROPRIATION ACTIVITY REPORT

## APPROPRIATION YEAR 2014



# STATE OF MISSOURI

**JEREMIAH W. (JAY) NIXON**  
**GOVERNOR**

**DOUGLAS E. NELSON**  
**COMMISSIONER**  
**OFFICE OF ADMINISTRATION**

**STACY NEAL**  
**DIRECTOR**  
**DIVISION OF ACCOUNTING**

**Jeremiah W. (Jay) Nixon**  
Governor



**Doug Nelson**  
Commissioner

State of Missouri  
**OFFICE OF ADMINISTRATION**  
Division of Accounting  
570 Truman Building, 301 West High Street  
Post Office Box 809  
Jefferson City, Missouri 65102  
(573) 751-2971  
**INTERNET:** <http://www.oa.mo.gov/acct>  
**E-MAIL:** [acctmail@oa.mo.gov](mailto:acctmail@oa.mo.gov)

**Stacy Neal**  
Director

September 16, 2014

The Honorable Jeremiah W. (Jay) Nixon  
Governor of Missouri  
State Capitol  
Jefferson City, Missouri 65101

Dear Governor Nixon:

I am pleased to submit the Appropriation Activity Report of the State of Missouri for the appropriation year July 1, 2013 through July 31, 2014.

This report, together with the annual combined financial report of the Missouri Department of Revenue and the Office of the State Treasurer, will fulfill the statutory requirements for financial reporting under Section 32.060 of the Missouri Revised Statutes.

These statements present a comparative analysis of revenues to expenditures and appropriations to expenditures for Appropriation Year 2014. This report also includes a detailed analysis of appropriations and expenditures by departments, fund groups, and major categories. This report is prepared on a budgetary (non-GAAP) basis of accounting. Under the budgetary basis of accounting, revenues are recorded when cash is received and expenditures when the liabilities for them are recorded.

Sincerely,

A handwritten signature in cursive script that reads "Stacy Neal".

Stacy Neal  
Director

**STATE OF MISSOURI**  
**REVENUES - ALL FUNDS AND GENERAL REVENUE FUNDS**  
**FOR FISCAL YEARS 2014 AND 2013**

	Fiscal Year 2014		Fiscal Year 2013	
	All Funds	General Revenue Funds	All Funds	General Revenue Funds
<b><u>TAXES</u></b>				
Sales and Use Tax	\$ 3,281,500,346	\$ 1,968,935,803	\$ 3,150,147,553	\$ 1,897,067,525
Income Tax	6,900,982,271	6,887,021,911	6,843,541,225	6,837,455,604
Premium Tax	302,160,000	231,311,568	274,089,161	217,544,826
Commodity Tax	135,287,058	29,812,501	138,424,486	29,092,046
Corporation Franchise Tax	61,314,630	61,314,630	56,194,216	56,194,216
Motor Vehicle Fuel/Use Tax	705,571,786	---	708,917,043	---
Inheritance Tax	129,700	129,700	174,751	174,751
Miscellaneous Taxes	482,497,886	107,369,565	504,878,419	114,376,081
Total Taxes	11,869,443,677	9,285,895,678	11,676,366,854	9,151,905,049
<b><u>LICENSES, FEES AND PERMITS</u></b>				
Licenses and Permits	368,300,055	10,928,730	362,228,771	10,291,143
Collection Fees	28,363,897	28,363,347	26,739,482	26,739,132
Registration Fees	44,184,915	33,417,137	42,111,461	32,011,303
Regulatory Fees	64,482,801	977,048	63,928,186	1,039,250
Inspection Fees	10,990,986	35,125	10,155,070	32,806
Court Fees	39,013,101	12,473,646	40,544,604	13,199,298
Financial Institute Exam Fees	12,068,755	---	11,176,313	---
Admission Fees	46,222,768	---	50,123,797	---
Miscellaneous Fees	66,059,324	1,334,651	67,532,676	1,488,134
Total Licenses, Fees and Permits	679,686,602	87,529,684	674,540,360	84,801,066
<b><u>SALES</u></b>				
Working Capital Revolving Fund Sales	26,748,198	---	26,802,414	---
Lottery Sales	492,825,882	---	490,432,070	---
Sales	33,046,055	783,615	37,877,944	1,303,459
Total Sales	552,620,135	783,615	555,112,428	1,303,459
<b><u>LEASES AND RENTALS</u></b>				
Concessions and Recreational Rentals and Leases	2,560,335	---	2,598,927	---
Miscellaneous Leases and Rentals	31,139,858	34,430	29,495,428	12,226
Total Leases and Rentals	33,700,193	34,430	32,094,355	12,226

**STATE OF MISSOURI**  
**REVENUES - ALL FUNDS AND GENERAL REVENUE FUNDS**  
**FOR FISCAL YEARS 2014 AND 2013**

	Fiscal Year 2014		Fiscal Year 2013	
	All Funds	General Revenue Funds	All Funds	General Revenue Funds
<b><u>SERVICES</u></b>				
Medicaid Services	295,606,167	3,739,703	296,045,068	12,861,418
Medicare Services	6,781,464	952,634	5,359,704	796,368
Other Medical Services	2,316,785	2,173,636	2,170,578	2,141,589
Other Services	313,661	8	209,077	---
Interagency Services	225,279,104	539,917	251,034,029	510,557
Total Services	<u>530,297,181</u>	<u>7,405,898</u>	<u>554,818,456</u>	<u>16,309,932</u>
<b><u>CONTRIBUTIONS AND INTER- GOVERNMENTAL RECEIPTS</u></b>				
Federal Grants	9,483,350,721	1,448,084,476	9,466,555,648	1,413,620,108
Others	117,939,546	28,098,893	144,808,353	40,220,780
Total Contributions and Intergovernmental Receipts	<u>9,601,290,267</u>	<u>1,476,183,369</u>	<u>9,611,364,001</u>	<u>1,453,840,888</u>
<b><u>INTEREST, PENALTIES AND UNCLAIMED PROPERTIES</u></b>				
Interest	43,164,378	12,446,857	52,100,864	13,438,534
Penalties	32,507,386	18,707,185	72,774,219	52,134,592
Unclaimed Properties	92,346,889	66,616	96,121,298	275,248
Total Interest, Penalties and Unclaimed Properties	<u>168,018,653</u>	<u>31,220,658</u>	<u>220,996,381</u>	<u>65,848,374</u>
<b><u>REFUNDS</u></b>				
Medicare-Medicaid Refunds	546,964,083	2,286,069	639,370,093	25,748,183
School Refunds	6,755,943	3,743,574	9,599,734	6,295,290
Cost Reimbursements	1,055,770	1,055,770	958,828	958,828
Miscellaneous Refunds	11,129,276	2,889,161	8,844,891	1,236,255
Total Refunds	<u>565,905,072</u>	<u>9,974,574</u>	<u>658,773,546</u>	<u>34,238,556</u>
<b><u>MISCELLANEOUS RECEIPTS</u></b>				
Redeposit of Investment/ Loan Principal	71,057,400	---	69,702,572	---
Bond Account	8,760,097	8,760,097	9,214,123	9,213,617
Miscellaneous Receipts	541,114,247	116,441,258	668,232,826	212,286,939
Total Miscellaneous Receipts	<u>620,931,744</u>	<u>125,201,355</u>	<u>747,149,521</u>	<u>221,500,556</u>
<b>TOTAL REVENUES</b>	<u><u>\$ 24,621,893,524</u></u>	<u><u>\$ 11,024,229,261</u></u>	<u><u>\$ 24,731,215,902</u></u>	<u><u>\$ 11,029,760,106</u></u>

The notes are an integral part of this report.

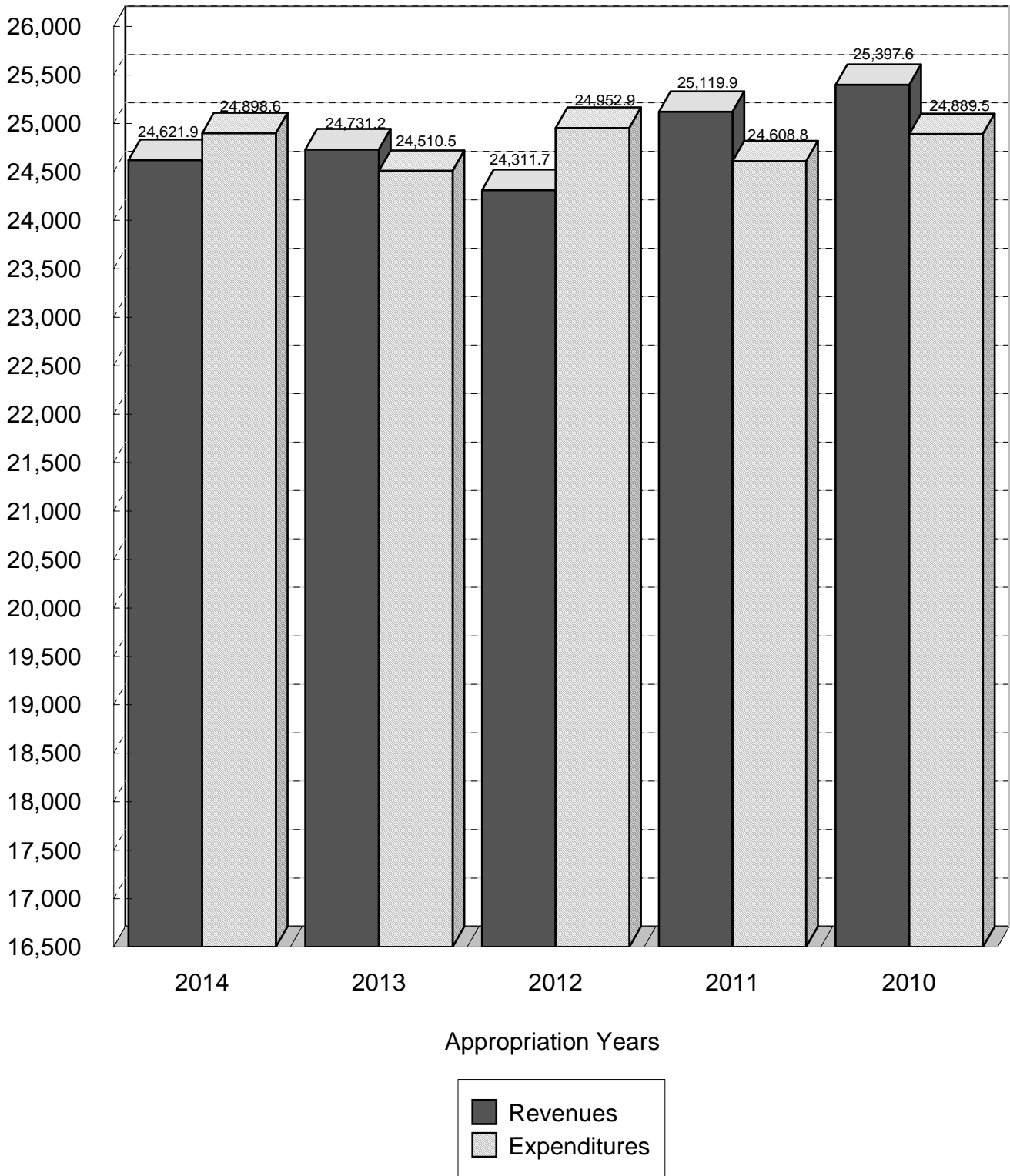
**STATE OF MISSOURI**  
**SCHEDULE OF REVENUES, EXPENDITURES AND TRANSFERS**  
**FOR THE PAST FIVE YEARS - ALL FUNDS**

	Fiscal Year 2014	Fiscal Year 2013	Fiscal Year 2012	Fiscal Year 2011	Fiscal Year 2010
<b><u>REVENUES AND TRANSFERS IN</u></b>					
Revenues					
Taxes	\$ 11,869,443,677	\$ 11,676,366,854	\$ 11,095,393,569	\$ 10,795,768,005	\$ 10,511,717,815
Licenses, Fees and Permits	679,686,602	674,540,360	681,824,099	670,482,129	667,163,298
Sales, Services, Leases and Rentals	1,116,617,509	1,142,025,239	1,083,250,720	1,017,919,476	958,541,182
Bond Sale Proceeds	---	---	1,867,300	74,305,146	1,107,698,801
Contributions and Intergovernmental	9,601,290,267	9,611,364,001	9,929,924,383	11,159,946,535	10,850,094,418
Interest, Penalties and Unclaimed Properties	168,018,653	220,996,381	154,062,864	135,212,177	151,186,706
Refunds	565,905,072	658,773,546	532,278,500	508,238,109	370,777,202
Miscellaneous Revenues	620,931,744	747,149,521	833,062,405	758,058,923	780,438,578
<b>Total Revenues</b>	<b>24,621,893,524</b>	<b>24,731,215,902</b>	<b>24,311,663,840</b>	<b>25,119,930,500</b>	<b>25,397,618,000</b>
<b>Total Transfers In</b>	<b>8,530,933,555</b>	<b>8,570,416,890</b>	<b>8,753,799,811</b>	<b>8,319,448,292</b>	<b>9,047,471,034</b>
<b>Total Revenues and Transfers In</b>	<b>\$ 33,152,827,079</b>	<b>\$ 33,301,632,792</b>	<b>\$ 33,065,463,651</b>	<b>\$ 33,439,378,792</b>	<b>\$ 34,445,089,034</b>

	Appropriation Year 2014	Appropriation Year 2013	Appropriation Year 2012	Appropriation Year 2011	Appropriation Year 2010
<b><u>EXPENDITURES AND TRANSFERS OUT</u></b>					
Expenditures					
Personal Service Expense and Equipment	\$ 3,087,988,897	\$ 3,019,378,816	\$ 3,000,102,241	\$ 3,073,022,515	\$ 3,149,671,871
Capital Improvements	1,726,725,087	1,568,000,379	1,568,688,765	1,528,495,649	1,545,065,039
Program Specific	815,159,382	970,109,216	1,218,609,221	1,319,205,597	1,398,430,086
Refunds (Note 6)	17,929,150,094	17,691,109,151	17,806,151,192	17,262,275,989	17,239,375,289
Court Ordered Desegregation Payments (Note 3)	1,339,570,508	1,261,946,163	1,359,311,685	1,425,785,810	1,548,000,069
<b>Total Expenditures</b>	<b>24,898,593,968</b>	<b>24,510,543,725</b>	<b>24,952,863,104</b>	<b>24,608,785,560</b>	<b>24,889,542,354</b>
<b>Transfers Out</b>	<b>8,530,933,555</b>	<b>8,570,416,890</b>	<b>8,753,799,811</b>	<b>8,319,448,292</b>	<b>9,047,471,034</b>
<b>Total Expenditures and Transfers Out</b>	<b>33,429,527,523</b>	<b>33,080,960,615</b>	<b>33,706,662,915</b>	<b>32,928,233,852</b>	<b>33,937,013,388</b>
<b>Excess Revenues and Transfers In (Expenditures and Transfers Out)</b>	<b>\$ (276,700,444)</b>	<b>\$ 220,672,177</b>	<b>\$ (641,199,264)</b>	<b>\$ 511,144,940</b>	<b>\$ 508,075,646</b>

The notes are an integral part of this report.

STATE OF MISSOURI  
CHART OF REVENUES AND EXPENDITURES  
FOR THE PAST FIVE YEARS - ALL FUNDS  
Millions of Dollars



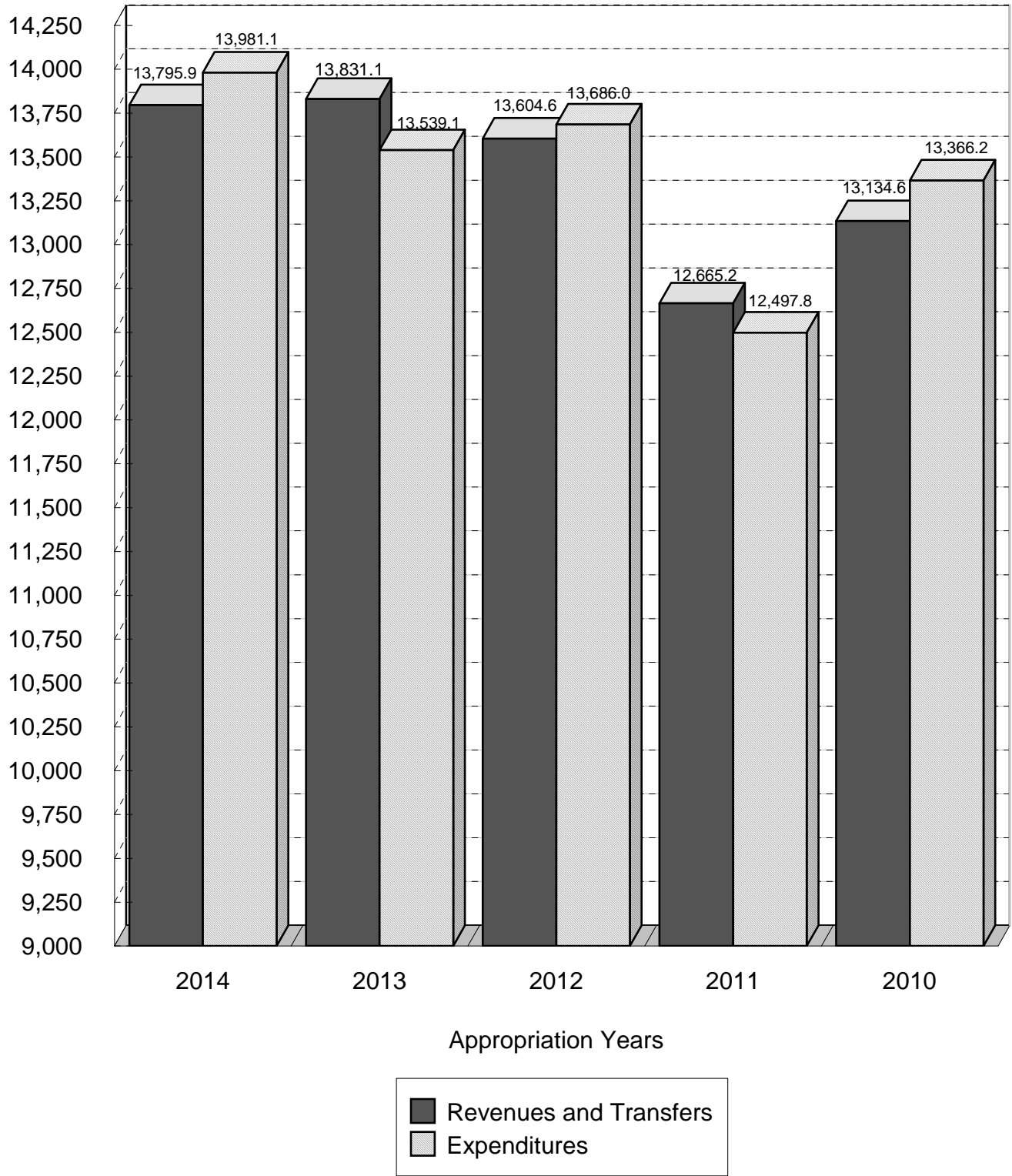
**STATE OF MISSOURI**  
**SCHEDULE OF REVENUES, EXPENDITURES AND TRANSFERS**  
**FOR THE PAST FIVE YEARS - GENERAL REVENUE FUNDS**

	Fiscal Year 2014	Fiscal Year 2013	Fiscal Year 2012	Fiscal Year 2011	Fiscal Year 2010
<b><u>REVENUES AND TRANSFERS IN</u></b>					
Revenues					
Sales and Use Tax	\$ 1,968,935,803	\$ 1,897,067,525	\$ 1,873,305,715	\$ 1,809,696,986	\$ 1,791,663,893
Individual Income Tax	6,407,762,438	6,367,970,826	5,844,777,719	5,632,878,559	5,483,967,088
Corporate Income Tax	479,259,473	469,484,778	432,582,659	455,662,447	408,935,797
County Foreign Insurance Tax	202,591,569	191,233,043	191,896,668	210,996,440	194,348,032
Liquor Taxes and Licenses	27,227,515	26,075,287	25,579,812	25,351,064	27,946,833
Beer Taxes and Licenses	7,887,262	8,044,713	8,151,881	8,222,901	8,286,676
Corporation Franchise Tax	61,314,630	56,194,216	70,171,529	81,733,747	93,155,521
Inheritance Tax	129,700	174,751	170,966	2,117,783	263,642
Miscellaneous Taxes	136,089,564	140,687,865	160,866,450	122,844,631	109,702,653
Interest on Deposits and Investments	12,446,857	13,438,534	14,075,831	15,506,594	21,197,143
Licenses, Fees and Permits	82,227,408	79,773,111	81,227,479	79,927,136	75,251,063
Sales, Services, Leases and Rentals	8,223,943	17,625,617	20,451,000	56,049,265	65,604,354
Refunds	9,974,574	34,238,556	17,925,549	20,809,911	23,144,030
All Other Sources	1,620,158,525	1,727,751,284	1,805,686,185	1,668,775,747	1,623,731,883
<b>Total Revenues</b>	<b>11,024,229,261</b>	<b>11,029,760,106</b>	<b>10,546,869,443</b>	<b>10,190,573,211</b>	<b>9,927,198,608</b>
<b>Total Transfers In</b>	<b>2,771,688,874</b>	<b>2,801,368,525</b>	<b>3,057,687,283</b>	<b>2,474,634,984</b>	<b>3,207,377,111</b>
<b>Total Revenues and Transfers In</b>	<b>\$ 13,795,918,135</b>	<b>\$ 13,831,128,631</b>	<b>\$ 13,604,556,726</b>	<b>\$ 12,665,208,195</b>	<b>\$ 13,134,575,719</b>
	Appropriation Year 2014	Appropriation Year 2013	Appropriation Year 2012	Appropriation Year 2011	Appropriation Year 2010
<b><u>EXPENDITURES AND TRANSFERS OUT</u></b>					
Expenditures					
Personal Service	\$ 999,402,979	\$ 986,130,554	\$ 988,458,589	\$ 1,025,401,268	\$ 1,057,506,102
Expense and Equipment	426,683,546	399,485,603	401,579,751	379,982,153	353,865,016
Capital Improvements	19,630,823	22,839,825	28,222,502	18,190,769	23,372,564
Program Specific	5,289,024,441	5,074,816,425	5,184,738,150	4,844,377,736	4,657,605,393
Refunds (Note 6)	1,281,115,329	1,181,401,043	1,280,851,190	1,339,087,605	1,469,256,100
Court Ordered Desegregation Payments (Note 3)	---	---	---	---	9,000,000
<b>Total Expenditures</b>	<b>8,015,857,118</b>	<b>7,664,673,450</b>	<b>7,883,850,182</b>	<b>7,607,039,531</b>	<b>7,570,605,175</b>
<b>Transfers Out</b>	<b>5,965,261,654</b>	<b>5,874,428,432</b>	<b>5,802,128,893</b>	<b>4,890,764,454</b>	<b>5,795,590,817</b>
<b>Total Expenditures and Transfers Out</b>	<b>13,981,118,772</b>	<b>13,539,101,882</b>	<b>13,685,979,075</b>	<b>12,497,803,985</b>	<b>13,366,195,992</b>
<b>Excess Revenues and Transfers In (Expenditures and Transfers Out)</b>	<b>\$ (185,200,637)</b>	<b>\$ 292,026,749</b>	<b>\$ (81,422,349)</b>	<b>\$ 167,404,210</b>	<b>\$ (231,620,273)</b>

The notes are an integral part of this report.



**STATE OF MISSOURI**  
**CHART OF REVENUES, EXPENDITURES AND TRANSFERS**  
**FOR THE PAST FIVE YEARS - GENERAL REVENUE FUNDS**  
Millions of Dollars

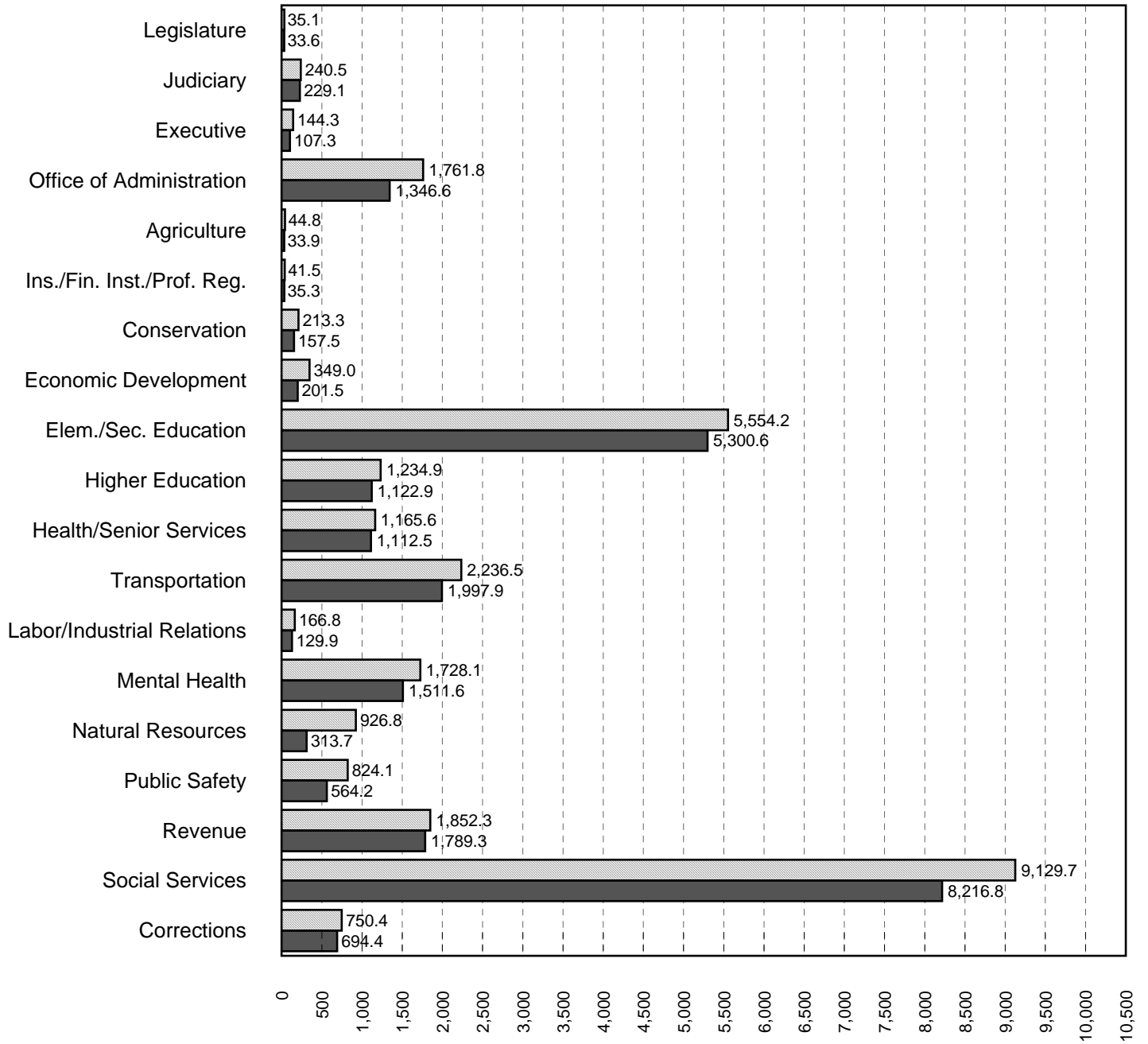


**STATE OF MISSOURI**  
**SUMMARY OF APPROPRIATION ACTIVITY BY DEPARTMENT**  
**ALL FUNDS**  
**FOR THE APPROPRIATION YEAR 2014**

	Appropriations	Expenditures and Transfers Out June 30, 2014	Lapse Period Corrections and Transfers Out	Total Expenditures and Transfers Out	Biennial Rollovers to 2015	Lapse of Appropriations
Legislature	\$ 35,051,152.00	\$ 33,632,709.63	\$ ---	\$ 33,632,709.63	\$ ---	\$ 1,418,442.37
Judiciary	240,487,697.00	229,080,457.66	(4,075.89)	229,076,381.77	12.00	11,411,303.23
Executive	144,324,296.00	107,270,016.80	(245.06)	107,269,771.74	3,270,909.05	33,783,615.21
Office of Administration	1,760,778,092.00	1,347,220,667.73	(584,631.72)	1,346,636,036.01	215,571,634.04	198,570,421.95
Agriculture	44,766,468.00	33,908,404.44	117.52	33,908,521.96	2,583,185.13	8,274,760.91
Insurance, Financial Institutions and Professional Registration	41,532,074.00	35,253,335.85	167.68	35,253,503.53	---	6,278,570.47
Conservation	213,339,487.00	157,535,240.65	4.20	157,535,244.85	51,780,518.07	4,023,724.08
Economic Development	349,042,892.00	201,469,668.33	(15,455.03)	201,454,213.30	12.00	147,588,666.70
Elementary and Secondary Education	5,554,170,852.00	5,300,575,237.00	(2,623.91)	5,300,572,613.09	7,909,865.64	245,688,373.27
Higher Education	1,234,934,746.00	1,122,899,773.37	199.77	1,122,899,973.14	---	112,034,772.86
Health and Senior Services	1,165,585,448.00	1,112,467,336.36	348.03	1,112,467,684.39	---	53,117,763.61
Transportation	2,236,541,109.00	1,997,862,994.64	(3,770.84)	1,997,859,223.80	---	238,681,885.20
Labor and Indus- trial Relations	166,773,102.00	129,930,851.90	(4,273.96)	129,926,577.94	562,238.19	36,284,285.87
Mental Health	1,728,137,531.00	1,511,581,366.72	2,562.49	1,511,583,929.21	29,405,658.00	187,147,943.79
Natural Resources	926,753,527.00	313,723,742.59	(14,941.17)	313,708,801.42	84,641,805.44	528,402,920.14
Public Safety	824,091,182.00	564,201,081.54	2,369.31	564,203,450.85	101,444,877.38	158,442,853.77
Revenue	1,852,335,286.00	1,789,376,692.54	(6,643.89)	1,789,370,048.65	---	62,965,237.35
Social Services	9,129,685,994.00	8,216,838,155.40	137.29	8,216,838,292.69	3,283,561.72	909,564,139.59
Corrections	750,441,209.00	694,396,442.69	547.46	694,396,990.15	14,169,205.81	41,875,013.04
Subtotals	28,398,772,144.00	24,899,224,175.84	(630,207.72)	24,898,593,968.12	514,623,482.47	2,985,554,693.41
Appropriated Transfers Out	9,401,243,149.00	8,530,887,014.44	46,540.67	8,530,933,555.11	134,000,000.00	736,309,593.89
Totals	<u>\$ 37,800,015,293.00</u>	<u>\$ 33,430,111,190.28</u>	<u>\$ (583,667.05)</u>	<u>\$ 33,429,527,523.23</u>	<u>\$ 648,623,482.47</u>	<u>\$ 3,721,864,287.30</u>

The notes are an integral part of this report.

**STATE OF MISSOURI**  
**CHART OF APPROPRIATIONS AND EXPENDITURES BY DEPARTMENT**  
**ALL FUNDS**  
**FOR THE APPROPRIATION YEAR 2014**  
**Millions of Dollars**



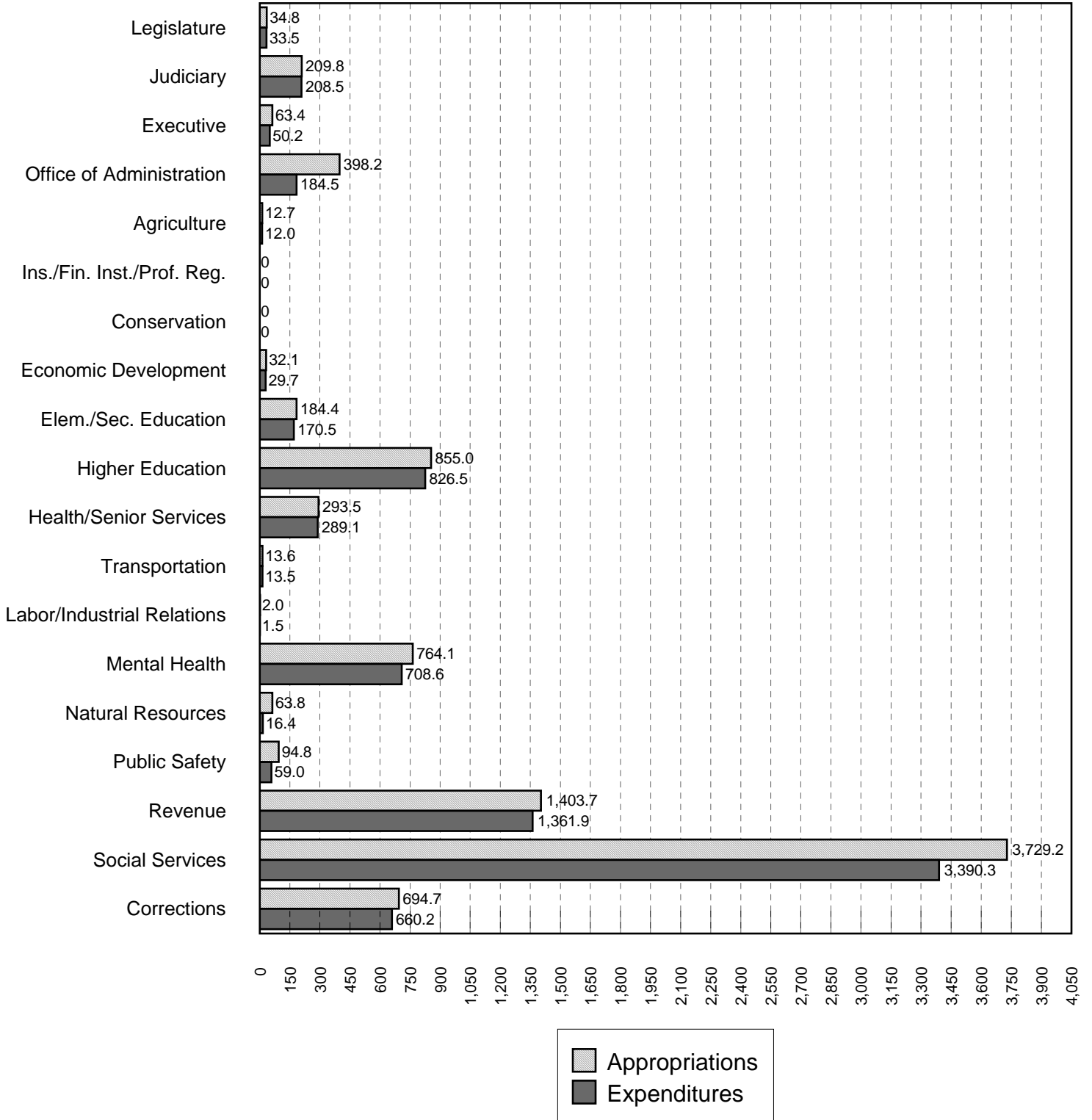
Appropriations  
 Expenditures

**STATE OF MISSOURI**  
**SUMMARY OF APPROPRIATION ACTIVITY BY DEPARTMENT**  
**GENERAL REVENUE FUNDS**  
**FOR THE APPROPRIATION YEAR 2014**

	Appropriations	Expenditures and Transfers Out June 30, 2014	Lapse Period Corrections and Transfers Out	Total Expenditures and Transfers Out	Biennial Rollovers to 2015	Lapse of Appropriations
Legislature	\$ 34,758,319.00	\$ 33,459,883.57	\$ ---	\$ 33,459,883.57	\$ ---	\$ 1,298,435.43
Judiciary	209,791,275.00	208,469,386.27	(4,075.89)	208,465,310.38	12.00	1,325,952.62
Executive	63,436,930.00	50,178,668.61	(242.56)	50,178,426.05	2,888,929.05	10,369,574.90
Office of Administration	398,191,688.00	184,539,817.26	7,350.56	184,547,167.82	201,171,633.04	12,472,887.14
Agriculture	12,665,480.00	11,971,137.56	---	11,971,137.56	257,657.13	436,685.31
Insurance, Financial Institutions and Professional Registration	---	---	---	---	---	---
Conservation	---	---	---	---	---	---
Economic Development	32,061,343.00	29,748,047.07	---	29,748,047.07	12.00	2,313,283.93
Elementary and Secondary Education	184,377,844.00	170,474,565.95	---	170,474,565.95	6,060,700.34	7,842,577.71
Higher Education	854,996,446.00	826,453,076.57	199.77	826,453,276.34	---	28,543,169.66
Health and Senior Services	293,536,294.00	289,092,061.46	(1,981.14)	289,090,080.32	---	4,446,213.68
Transportation	13,644,129.00	13,501,804.00	---	13,501,804.00	---	142,325.00
Labor and Indus- trial Relations	1,962,133.00	1,511,275.62	---	1,511,275.62	12.00	450,845.38
Mental Health	764,099,659.00	708,612,966.03	(314.70)	708,612,651.33	29,405,658.00	26,081,349.67
Natural Resources	63,775,277.00	16,403,439.05	(980.88)	16,402,458.17	21,319,501.50	26,053,317.33
Public Safety	94,816,804.00	58,999,919.79	(11,494.26)	58,988,425.53	12,606,782.03	23,221,596.44
Revenue	1,403,720,258.00	1,361,897,337.28	(6,432.63)	1,361,890,904.65	---	41,829,353.35
Social Services	3,729,209,114.00	3,390,339,137.64	336.93	3,390,339,474.57	2,920,263.38	335,949,376.05
Corrections	694,719,575.00	660,223,568.46	(1,338.65)	660,222,229.81	14,169,205.81	20,328,139.38
Subtotals	8,849,762,568.00	8,015,876,092.19	(18,973.45)	8,015,857,118.74	290,800,366.28	543,105,082.98
Appropriated Transfers Out	6,472,518,675.00	5,965,258,258.62	3,395.10	5,965,261,653.72	124,000,000.00	383,257,021.28
Totals	<u>\$ 15,322,281,243.00</u>	<u>\$ 13,981,134,350.81</u>	<u>\$ (15,578.35)</u>	<u>\$ 13,981,118,772.46</u>	<u>\$ 414,800,366.28</u>	<u>\$ 926,362,104.26</u>

The notes are an integral part of this report.

**STATE OF MISSOURI**  
**CHART OF APPROPRIATIONS AND EXPENDITURES BY DEPARTMENT**  
**GENERAL REVENUE FUNDS**  
**FOR THE APPROPRIATION YEAR 2014**  
**Millions of Dollars**



**STATE OF MISSOURI  
OPERATING COSTS AND FLOW THROUGH PAYMENTS BY DEPARTMENT  
ALL FUNDS  
APPROPRIATION YEAR 2014**

---

Each year State departments receive appropriations. These appropriations include expenditures to operate the department, expenditures made for the benefit of other departments, and distributions to other entities such as local governments or school districts. The "operating costs" are the expenditures made from the department's appropriations which are used to provide that department's services. The "flow through payments" includes expenditures used to fund other entities' or other departments' expenses and distributions to individuals, other entities, or other departments for ultimate expenditure.

An analysis of an agency's operating costs gives a better indication of its effectiveness because operating costs are directly controlled by the agency's management. Flow through payments are normally the result of statutory or grant requirements. The spending of these moneys is more directly controlled by the entity or department which receives the flow through moneys.

The schedule on the following page shows that the moneys appropriated to an agency are not totally used for operation of that agency. This schedule shows appropriated expenditures for appropriation year 2014. However, these figures do not include appropriated expenditures of \$1,326,959,661.33 for refunds for overpayment of taxes and fees or investment of State money.

Expenditures for retirement, social security, health care, reimbursements to Employment Security, and statewide insurance in the amount of \$863,471,102.67 have been allocated to the various departments. Most of the funding was appropriated to the Office of Administration.

The expenditures for debt service are segregated as they represent operating expenditures of the State as a whole. These expenditures are normally administered by the Office of Administration.

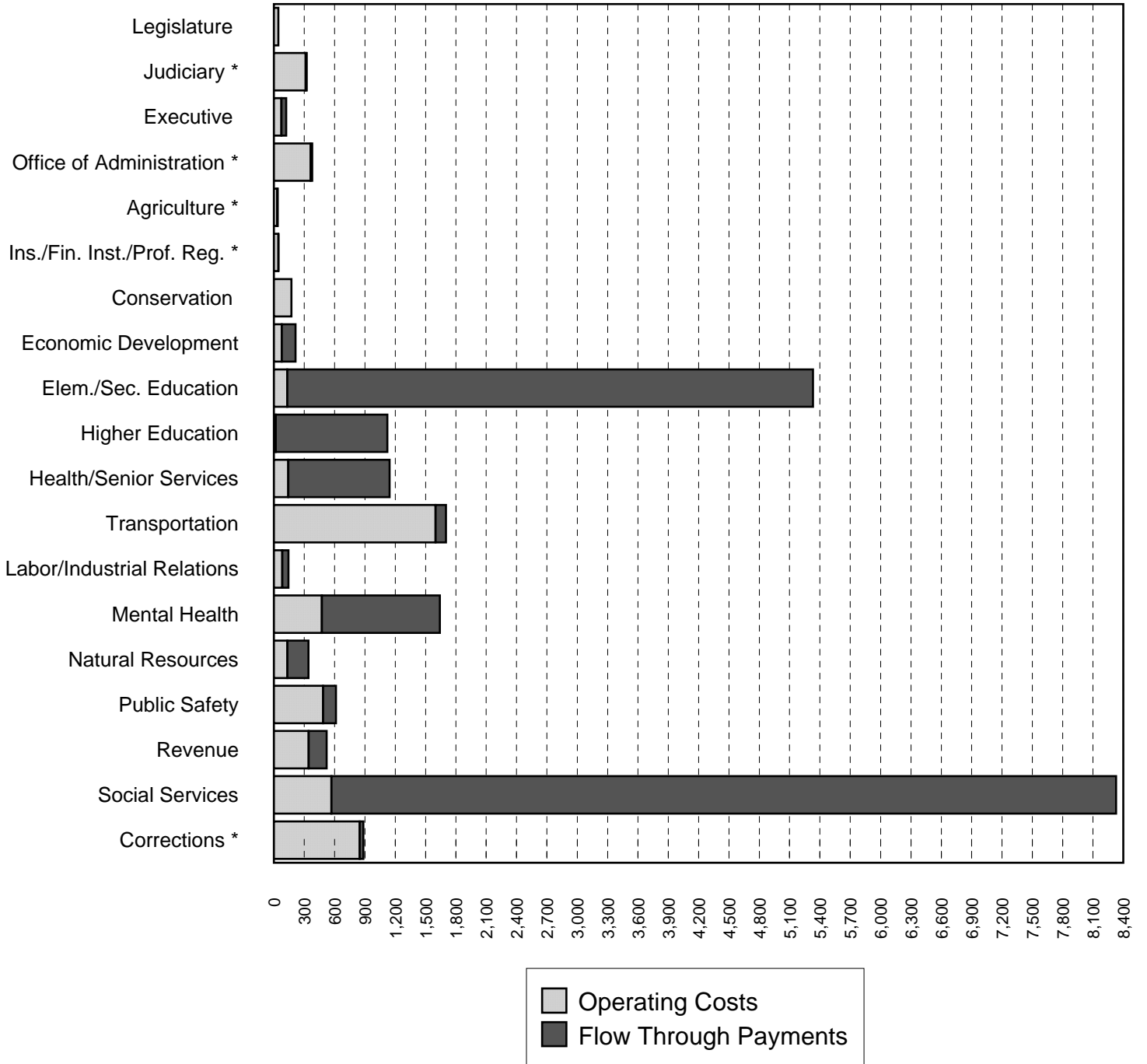
**STATE OF MISSOURI  
OPERATING COSTS AND FLOW THROUGH PAYMENTS BY DEPARTMENT  
ALL FUNDS  
APPROPRIATION YEAR 2014**

---

	Operating Costs	Flow Through Payments
Legislature	\$ 44,918,090.44	\$ ---
Judiciary	314,677,761.36	12,262,489.84
Executive	75,560,493.68	48,352,467.50
Office of Administration (Note 8)	364,643,398.15	16,236,616.28
Agriculture	34,177,714.16	5,801,625.48
Insurance, Financial Institutions and Professional Registration	45,266,663.81	1,308,370.03
Conservation	173,640,454.03	---
Economic Development	79,549,852.63	135,224,738.18
Elementary and Secondary Education	132,819,462.80	5,199,031,190.13
Higher Education	17,565,957.09	1,105,492,358.63
Health and Senior Services	142,519,422.69	1,002,933,313.75
Transportation (Note 8)	1,600,519,208.24	101,612,609.95
Labor and Industrial Relations	83,834,102.81	60,599,201.12
Mental Health	474,186,839.29	1,169,099,441.26
Natural Resources	133,978,251.58	208,061,319.92
Public Safety	486,252,995.65	128,180,776.52
Revenue	344,030,439.51	178,532,984.08
Social Services	569,613,762.93	7,759,594,945.08
Corrections	847,990,963.86	38,918,331.55
Debt Service (Note 8)	434,645,692.78	---
	<u>\$ 6,400,391,527.49</u>	<u>\$ 17,171,242,779.30</u>
Totals		

The notes are an integral part of this report.

**STATE OF MISSOURI**  
**CHART OF OPERATING COSTS AND FLOW THROUGH PAYMENTS BY DEPARTMENT**  
**ALL FUNDS**  
**FOR THE APPROPRIATION YEAR 2014**  
**Millions of Dollars**



\*Immaterial Flow Through amounts not shown on this scale.



**STATE OF MISSOURI  
SUMMARY OF EXPENDITURES BY MAJOR CATEGORY  
AND FUND GROUP AND TRANSFERS OUT BY FUND GROUP  
FOR THE APPROPRIATION YEAR 2014**

	Personal Service	Expense and Equipment	Capital Improvements	Program Specific (Note 6)	Appropriated Transfers Out	Totals
General Fund						
General Revenue						
Funds	\$ 999,402,979.34	\$ 426,683,546.09	\$ 19,630,822.84	\$ 6,570,139,770.47	\$ 5,965,261,653.72	\$ 13,981,118,772.46
Federal Funds	390,226,733.92	333,295,277.88	15,448,776.18	6,679,584,034.32	380,030,249.60	7,798,585,071.90
Special Revenue Funds	383,391,990.18	223,411,312.58	14,812,394.45	5,418,935,032.73	1,758,204,159.46	7,798,754,889.40
Debt Service Funds	---	---	---	209,053,798.96	54,383.50	209,108,182.46
Capital Projects Funds	377,004,902.08	318,739,397.18	761,484,109.24	286,952,543.19	25,568,704.37	1,769,749,656.06
Permanent Funds	---	---	---	790.78	---	790.78
Enterprise Funds	61,122,334.96	248,265,967.90	3,619,233.73	11,833,793.83	300,822,002.29	625,663,332.71
Internal Service Funds	51,567,260.56	173,795,928.24	164,045.40	21,789,527.62	25,948,001.37	273,264,763.19
Agency Funds	824,760,458.16	150,142.95	---	18,849,577.26	2,848,248.56	846,608,426.93
Private Purpose Trust Funds	512,237.53	2,383,514.71	---	51,581,732.86	72,196,152.24	126,673,637.34
<b>Totals</b>	<b>\$ 3,087,988,896.73</b>	<b>\$ 1,726,725,087.53</b>	<b>\$ 815,159,381.84</b>	<b>\$ 19,268,720,602.02</b>	<b>\$ 8,530,933,555.11</b>	<b>\$ 33,429,527,523.23</b>

The notes are an integral part of this report.

**STATE OF MISSOURI**  
**SUMMARY OF EXPENDITURES BY DEPARTMENT,**  
**FUND GROUP AND MAJOR CATEGORY AND TRANSFERS OUT BY FUND GROUP**  
**FOR THE APPROPRIATION YEAR 2014**

	General Fund										Totals
	General		Special Revenue Funds	Debt Service Funds	Capital Projects Funds	Permanent Funds	Enterprise Funds	Internal Service Funds	Agency Funds	Private Purpose Trust Funds	
	Revenue Funds	Federal Funds									
Legislature											
Personal Service	\$ 25,486,576.34	\$ ---	\$ 81,046.87	\$ ---	\$ ---	\$ ---	\$ ---	\$ ---	\$ ---	\$ ---	\$ 25,567,623.21
Expense and Equipment	7,966,027.11	---	86,533.60	---	---	---	5,245.59	---	---	---	8,057,806.30
Capital Improvements	---	---	---	---	---	---	---	---	---	---	---
Program Specific (Note 6)	7,280.12	---	---	---	---	---	---	---	---	---	7,280.12
Judiciary											
Personal Service	171,929,275.64	2,930,360.74	1,982,027.35	---	---	---	---	---	---	---	176,841,663.73
Expense and Equipment	22,306,776.90	2,777,237.12	5,556,094.09	---	---	---	57,785.97	---	---	---	30,697,894.08
Capital Improvements	600.00	---	---	---	---	---	---	---	---	---	600.00
Program Specific (Note 6)	14,228,657.84	260,325.71	4,566,041.88	---	---	---	---	2,481,198.53	---	---	21,536,223.96
Executive											
Personal Service	29,826,009.55	3,071,405.93	3,899,002.79	---	---	---	81,867.00	9,905.00	---	512,237.53	37,400,427.80
Expense and Equipment	13,600,731.34	3,162,489.04	2,702,225.19	---	---	---	4,726.56	62,762.13	---	1,270,252.71	20,803,186.97
Capital Improvements	90,618.45	43,520.00	---	---	---	---	---	---	---	---	134,138.45
Program Specific (Note 6)	6,661,066.71	3,555,373.78	110,944.36	---	---	---	---	---	---	38,604,633.67	48,932,018.52
Office of Administration											
Personal Service	33,021,143.71	13,557,484.46	3,031,713.07	---	---	---	911,036.88	37,033,596.24	824,760,458.16	---	912,315,432.52
Expense and Equipment	41,622,288.53	40,771,454.72	5,362,287.83	---	44,304.62	---	2,209,124.71	144,963,858.05	150,142.95	---	235,123,461.41
Capital Improvements	6,814,264.99	---	---	---	---	---	37,888.34	163,002.09	---	---	7,015,155.42
Program Specific (Note 6)	103,089,470.59	6,611,776.71	3,653,582.06	70,124,781.26	391,675.18	---	258,318.91	7,903,176.48	148,687.11	518.36	192,181,986.66
Agriculture											
Personal Service	3,616,350.01	1,124,215.42	7,445,892.51	---	---	---	1,283,039.84	---	---	---	13,469,497.78
Expense and Equipment	1,416,219.74	680,986.19	5,031,575.50	---	---	---	4,316,637.25	---	---	---	11,445,418.68
Capital Improvements	1,553,521.53	207,285.00	105,057.53	---	---	---	---	---	---	---	1,865,864.06
Program Specific (Note 6)	5,385,046.28	408,439.84	1,021,592.21	---	---	---	312,663.11	---	---	---	7,127,741.44
Insurance, Financial Institutions and Professional Registration											
Personal Service	---	247,388.41	22,844,622.69	---	---	---	---	3,257,175.21	---	---	26,349,186.31
Expense and Equipment	---	10,128.17	6,442,675.83	---	---	---	---	1,051,961.37	---	---	7,504,765.37
Capital Improvements	---	---	22,371.42	---	---	---	---	129.56	---	---	22,500.98
Program Specific (Note 6)	---	1,108,370.03	234,953.46	---	---	---	---	33,727.38	---	---	1,377,050.87
Conservation											
Personal Service	---	---	77,685,387.90	---	---	---	---	---	---	---	77,685,387.90
Expense and Equipment	---	---	60,263,332.47	---	---	---	---	---	---	---	60,263,332.47
Capital Improvements	---	---	9,521,460.58	---	---	---	---	---	---	---	9,521,460.58
Program Specific (Note 6)	---	---	10,065,063.90	---	---	---	---	---	---	---	10,065,063.90
Economic Development											
Personal Service	2,049,551.33	12,425,050.60	13,033,068.01	---	---	---	---	507,403.43	---	---	28,015,073.37
Expense and Equipment	2,652,073.80	5,062,497.97	15,391,982.56	---	---	---	---	160,019.34	---	---	23,266,573.67
Capital Improvements	---	---	---	---	---	---	---	---	---	---	---
Program Specific (Note 6)	25,046,421.94	87,798,578.44	29,832,797.45	---	---	---	---	---	7,494,768.43	---	150,172,566.26
Elementary and Secondary Education											
Personal Service	29,897,437.51	32,506,357.02	152,753.36	---	---	---	---	---	---	---	62,556,547.89
Expense and Equipment	31,996,352.89	16,005,192.50	3,279,900.18	---	---	---	---	---	---	---	51,281,445.57
Capital Improvements	584,353.27	1,387.38	138,368.46	---	---	---	---	---	---	---	724,109.11
Program Specific (Note 6)	107,996,422.28	897,077,993.59	4,180,936,094.65	---	---	---	---	---	---	---	5,186,010,510.52
Higher Education											
Personal Service	440,794.60	392,552.15	1,609,086.26	---	---	---	---	---	---	---	2,442,433.01
Expense and Equipment	465,604.13	132,060.60	9,173,240.60	---	---	---	---	---	---	1,113,262.00	10,884,167.33
Capital Improvements	---	---	---	---	---	---	---	---	---	---	---
Program Specific (Note 6)	825,546,877.61	2,386,229.13	278,517,340.59	---	---	---	---	---	3,122,925.47	---	1,109,573,372.80

**STATE OF MISSOURI**  
**SUMMARY OF EXPENDITURES BY DEPARTMENT,**  
**FUND GROUP AND MAJOR CATEGORY AND TRANSFERS OUT BY FUND GROUP**  
**FOR THE APPROPRIATION YEAR 2014**

	General Fund		Special Revenue Funds	Debt Service Funds	Capital Projects Funds	Permanent Funds	Enterprise Funds	Internal Service Funds	Agency Funds	Private Purpose Trust Funds	Totals
	General Revenue Funds	Federal Funds									
Health and Senior Services											
Personal Service	24,971,819.66	43,662,552.81	3,654,392.44	---	---	---	---	---	---	---	72,288,764.91
Expense and Equipment	5,540,960.05	15,923,335.20	4,739,267.74	---	---	---	---	---	---	---	26,203,562.99
Capital Improvements	---	---	---	---	---	---	---	---	---	---	---
Program Specific (Note 6)	258,577,300.61	751,294,217.19	4,083,628.76	---	---	790.78	---	---	19,419.15	---	1,013,975,356.49
Transportation											
Personal Service	---	824,448.78	1,438,757.95	---	373,597,596.39	---	---	---	---	---	375,860,803.12
Expense and Equipment	---	3,520,354.82	307,246.58	---	314,496,302.97	---	---	---	---	---	318,323,904.37
Capital Improvements	---	---	---	---	760,653,071.68	---	---	---	---	---	760,653,071.68
Program Specific (Note 6)	13,501,804.00	77,058,092.21	28,353,971.24	138,929,017.70	285,178,559.48	---	---	---	---	---	543,021,444.63
Labor and Industrial Relations											
Personal Service	1,107,800.08	23,582,222.00	8,695,879.74	---	---	---	---	---	---	---	33,385,901.82
Expense and Equipment	127,721.30	12,132,402.83	6,656,152.49	---	---	---	---	---	---	---	18,916,276.62
Capital Improvements	---	---	37,773.81	---	---	---	---	---	---	---	37,773.81
Program Specific (Note 6)	275,754.24	11,405,256.73	64,534,879.66	---	---	---	---	---	1,370,735.06	---	77,586,625.69
Mental Health											
Personal Service	188,621,726.44	66,963,148.91	494,904.78	---	---	---	---	---	---	---	256,079,780.13
Expense and Equipment	69,798,477.27	9,437,541.30	1,037,020.52	---	---	---	---	206,695.02	---	---	80,479,734.11
Capital Improvements	2,532,389.29	33,186.58	55,115.02	---	---	---	---	---	---	---	2,620,690.89
Program Specific (Note 6)	447,660,058.33	697,817,764.29	13,250,772.40	---	---	---	---	13,661,729.30	13,399.76	---	1,172,403,724.08
Natural Resources											
Personal Service	6,545,191.06	15,453,851.69	36,045,304.46	---	---	---	2,090,303.36	4,231,199.35	---	---	64,365,849.92
Expense and Equipment	5,300,354.64	7,033,769.04	15,211,072.73	---	---	---	8,377,416.52	2,232,175.16	---	---	38,154,788.09
Capital Improvements	786,444.60	68,597.74	2,650,592.79	---	---	---	2,686,141.82	---	---	---	6,191,776.95
Program Specific (Note 6)	3,770,467.87	16,131,697.40	175,014,542.07	---	---	---	10,079,679.12	---	---	---	204,996,386.46
Public Safety											
Personal Service	32,124,750.24	15,133,972.08	188,752,263.52	---	3,407,305.69	---	50,118,109.50	---	---	---	289,536,401.03
Expense and Equipment	8,748,662.54	28,375,700.25	69,221,953.17	---	4,198,789.59	---	19,013,339.51	24,955.83	---	---	129,583,400.89
Capital Improvements	226,165.29	15,083,318.48	2,281,654.84	---	831,037.56	---	895,203.57	---	---	---	19,317,379.74
Program Specific (Note 6)	17,888,847.46	92,158,839.59	13,142,029.74	---	1,382,308.53	---	1,176,172.24	---	18,071.63	---	125,766,269.19
Revenue											
Personal Service	30,859,289.41	152,100.71	7,796,964.29	---	---	---	6,637,978.38	---	---	---	45,446,332.79
Expense and Equipment	39,793,968.59	2,694,325.64	6,373,865.30	---	---	---	214,344,723.35	---	---	---	263,206,882.88
Capital Improvements	---	---	---	---	---	---	---	---	---	---	---
Program Specific (Note 6)	1,291,237,646.65	---	188,573,532.89	---	---	---	6,960.45	---	898,692.99	---	1,480,716,832.98
Social Services											
Personal Service	74,846,224.32	156,598,301.25	4,748,922.19	---	---	---	---	---	---	---	236,193,447.76
Expense and Equipment	59,579,987.38	184,613,646.30	6,033,930.61	---	---	---	---	855,124.93	---	---	251,082,689.22
Capital Improvements	876,297.38	11,481.00	---	---	---	---	---	---	---	---	887,778.38
Program Specific (Note 6)	3,255,036,965.49	4,034,439,533.45	422,939,618.43	---	---	---	---	---	3,281,679.13	12,976,580.83	7,728,674,377.33
Corrections											
Personal Service	344,059,039.44	1,601,320.96	---	---	---	---	---	6,527,981.33	---	---	352,188,341.73
Expense and Equipment	115,767,339.88	962,156.19	540,955.59	---	---	---	---	24,175,344.85	---	---	141,445,796.51
Capital Improvements	6,166,168.04	---	---	---	---	---	---	913.75	---	---	6,167,081.79
Program Specific (Note 6)	194,229,682.45	71,546.23	103,646.98	---	---	---	---	190,894.46	---	---	194,595,770.12
Transfers Out											
Appropriated	5,965,261,653.72	380,030,249.60	1,758,204,159.46	54,383.50	25,568,704.37	---	300,822,002.29	25,948,001.37	2,848,248.56	72,196,152.24	8,530,933,555.11
<b>Totals</b>	<b>\$ 13,981,118,772.46</b>	<b>\$ 7,798,585,071.90</b>	<b>\$ 7,798,754,889.40</b>	<b>\$ 209,108,182.46</b>	<b>\$ 1,769,749,656.06</b>	<b>\$ 790.78</b>	<b>\$ 625,663,332.71</b>	<b>\$ 273,264,763.19</b>	<b>\$ 846,608,426.93</b>	<b>\$ 126,673,637.34</b>	<b>\$ 33,429,527,523.23</b>

The notes are an integral part of this report.

**STATE OF MISSOURI**  
**SUMMARY OF APPROPRIATIONS BY FUND GROUP**  
**FOR THE APPROPRIATION YEAR 2014**

	<u>Appropriations</u>	<u>Expenditures and Appropriated Transfers Out</u>	<u>Biennial Rollovers to 2015</u>	<u>Lapse of Appropriations</u>
General Fund:				
General Revenue Funds	\$ 15,322,281,243.00	\$ 13,981,118,772.46	\$ 414,800,366.28	\$ 926,362,104.26
Federal Funds	9,321,597,539.00	7,798,585,071.90	65,297,472.03	1,457,714,995.07
Special Revenue Funds	8,864,356,735.00	7,798,754,889.40	103,050,882.37	962,550,963.23
Debt Service Funds	209,199,782.00	209,108,182.46	---	91,599.54
Capital Projects Funds	1,931,734,690.00	1,769,749,656.06	20,431,306.02	141,553,727.92
Permanent Funds	35,178.00	790.78	---	34,387.22
Enterprise Funds	728,234,670.00	625,663,332.71	44,843,455.77	57,727,881.52
Internal Service Funds	401,368,570.00	273,264,763.19	200,000.00	127,903,806.81
Agency Funds	887,837,578.00	846,608,426.93	---	41,229,151.07
Private Purpose Trust Funds	133,369,308.00	126,673,637.34	---	6,695,670.66
Totals	<u>\$ 37,800,015,293.00</u>	<u>\$ 33,429,527,523.23</u>	<u>\$ 648,623,482.47</u>	<u>\$ 3,721,864,287.30</u>

The notes are an integral part of this report.

**STATE OF MISSOURI**  
**SUMMARY OF APPROPRIATIONS BY FUND AND DEPARTMENT**  
**GENERAL REVENUE FUNDS**  
**FOR THE APPROPRIATION YEAR 2014**

---

	Appropriations	Expenditures and Appropriated Transfers Out	Biennial Rollovers to 2015	Lapse of Appropriations
<b><u>General Revenue - 0101</u></b>				
Legislature	\$ 34,758,319.00	\$ 33,459,883.57	\$ ---	\$ 1,298,435.43
Judiciary	202,763,804.00	201,774,539.02	---	989,264.98
Executive	47,876,133.00	42,678,126.27	---	5,198,006.73
Office of Administration	259,040,821.00	162,460,487.67	87,794,122.79	8,786,210.54
Agriculture	5,143,246.00	4,950,125.69	---	193,120.31
Economic Development	5,929,509.00	5,669,606.74	---	259,902.26
Elementary and Secondary Education	140,917,288.00	136,125,893.49	---	4,791,394.51
Higher Education	802,650,271.00	778,367,828.18	---	24,282,442.82
Health and Senior Services	290,439,345.00	286,953,274.05	---	3,486,070.95
Transportation	13,644,129.00	13,501,804.00	---	142,325.00
Labor and Industrial Relations	1,507,121.00	1,261,275.62	---	245,845.38
Mental Health	714,845,042.00	691,006,455.80	12,896,000.00	10,942,586.20
Natural Resources	33,377,750.00	12,696,100.13	20,357,584.50	324,065.37
Public Safety	80,725,973.00	57,914,900.45	---	22,811,072.55
Revenue	1,400,523,583.00	1,359,814,997.38	---	40,708,585.62
Social Services	1,652,233,830.00	1,623,531,660.30	---	28,702,169.70
Corrections	674,029,986.00	653,722,007.55	---	20,307,978.45
<b><u>Uncompensated Care - 0108</u></b>				
Social Services	96,594,914.00	96,560,733.00	---	34,181.00
<b><u>Facilities Maintenance Reserve - 0124</u></b>				
Judiciary	12.00	---	12.00	---
Office of Administration	128,494,472.00	15,316,957.47	113,177,510.25	4.28
Agriculture	1,919,419.00	1,661,761.87	257,657.13	---
Economic Development	12.00	---	12.00	---
Elementary and Secondary Education	7,420,989.00	1,360,288.66	6,060,700.34	---
Labor and Industrial Relations	12.00	---	12.00	---
Mental Health	19,332,007.00	2,822,349.00	16,509,658.00	---
Natural Resources	1,007,777.00	45,860.00	961,917.00	---
Public Safety	13,085,572.00	478,789.97	12,606,782.03	---
Revenue	581,755.00	581,505.92	---	249.08
Social Services	3,985,565.00	1,065,301.62	2,920,263.38	---
Corrections	20,659,589.00	6,490,383.19	14,169,205.81	---
<b><u>State Property Preservation - 0128</u></b>				
Office of Administration	1.00	---	---	1.00
<b><u>Marguerite Ross Barnett Scholarship - 0131</u></b>				
Higher Education	500,000.00	393,533.10	---	106,466.90
<b><u>Intergovernmental Transfer - 0139</u></b>				
Social Services	182,528,225.00	149,929,867.07	---	32,598,357.93
<b><u>Federal Reimbursement Allowance - 0142</u></b>				
Office of Administration	425.00	423.39	---	1.61
Social Services	1,462,532,582.00	1,305,971,857.94	---	156,560,724.06
<b><u>Pharmacy Reimbursement Allowance - 0144</u></b>				
Office of Administration	19.00	17.58	---	1.42
Social Services	179,113,896.00	147,594,237.71	---	31,519,658.29

**STATE OF MISSOURI**  
**SUMMARY OF APPROPRIATIONS BY FUND AND DEPARTMENT**  
**GENERAL REVENUE FUNDS**  
**FOR THE APPROPRIATION YEAR 2014**

---

	Appropriations	Expenditures and Appropriated Transfers Out	Biennial Rollovers to 2015	Lapse of Appropriations
<b><u>State Treasurer's General Operations - 0164</u></b>				
Executive	2,062,370.00	1,905,471.93	---	156,898.07
Office of Administration	10,183.00	4,800.00	---	5,383.00
<b><u>Child Support Enforcement - 0169</u></b>				
Office of Administration	1,784,896.00	1,409,306.79	---	375,589.21
Revenue	2,614,920.00	1,494,401.35	---	1,120,518.65
Social Services	12,243,574.00	5,645,203.01	---	6,598,370.99
<b><u>Missouri Technology Investment - 0172</u></b>				
Economic Development	6,360,000.00	6,169,200.00	---	190,800.00
<b><u>Missouri Water Development - 0174</u></b>				
Natural Resources	626,124.00	606,593.14	---	19,530.86
<b><u>Missouri Humanities Council Trust - 0177</u></b>				
Office of Administration	700,000.00	541,590.14	---	158,409.86
Economic Development	1,450,000.00	1,347,575.00	---	102,425.00
<b><u>Post Closure - 0198</u></b>				
Natural Resources	424,073.00	2,360.00	---	421,713.00
<b><u>Health Access Incentive - 0276</u></b>				
Office of Administration	7,690.00	4,250.30	---	3,439.70
Health and Senior Services	790,084.00	780,330.62	---	9,753.38
<b><u>Independent Living Center - 0284</u></b>				
Elementary and Secondary Education	515,556.00	470,571.56	---	44,984.44
<b><u>MO Senior Srvs Protection - 0421</u></b>				
Elementary and Secondary Education	30,340,059.00	30,340,058.01	---	0.99
Social Services	24,759,941.00	24,759,941.00	---	---
<b><u>Martin Luther King, Jr. State Celebration Commision - 0438</u></b>				
Labor and Industrial Relations	5,000.00	---	---	5,000.00
<b><u>Quality Improvement Revolving - 0537</u></b>				
Higher Education	166,869.00	19,129.04	---	147,739.96
<b><u>International Promotions Revolving - 0567</u></b>				
Office of Administration	2,762.00	---	---	2,762.00
Economic Development	1,402,238.00	530,851.34	---	871,386.66
<b><u>Missouri CASA - 0590</u></b>				
Judiciary	100,000.00	77,089.56	---	22,910.44
<b><u>Missouri Job Development - 0600</u></b>				
Office of Administration	7,000.00	2,135.94	---	4,864.06
Economic Development	15,663,365.00	15,235,001.15	---	428,363.85

**STATE OF MISSOURI**  
**SUMMARY OF APPROPRIATIONS BY FUND AND DEPARTMENT**  
**GENERAL REVENUE FUNDS**  
**FOR THE APPROPRIATION YEAR 2014**

---

	Appropriations	Expenditures and Appropriated Transfers Out	Biennial Rollovers to 2015	Lapse of Appropriations
<b><u>Attorney General's Court</u></b>				
<b><u>Costs - 0603</u></b>				
Executive	187,000.00	94,307.94	---	92,692.06
<b><u>Missouri Breeders - 0605</u></b>				
Public Safety	5,000.00	4,000.00	---	1,000.00
<b><u>Healthy Families Trust - 0625</u></b>				
Higher Education	437,640.00	437,640.00	---	---
Mental Health	2,343,579.00	2,343,471.86	---	107.14
Public Safety	143,753.00	113,003.64	---	30,749.36
Social Services	57,984,660.00	10,563,626.00	---	47,421,034.00
<b><u>Merchandising Practices</u></b>				
<b><u>Revolving - 0631</u></b>				
Executive	6,810,329.00	2,561,995.89	2,888,929.05	1,359,404.06
<b><u>Petition Audit Revolving Trust - 0648</u></b>				
Executive	863,574.00	250,896.73	---	612,677.27
<b><u>Excellence In Education - 0651</u></b>				
Office of Administration	20,000.00	8,870.85	---	11,129.15
Elementary and Secondary Education	2,926,384.00	1,538,342.17	---	1,388,041.83
<b><u>Environmental Radiation</u></b>				
<b><u>Monitoring - 0656</u></b>				
Health and Senior Services	93,265.00	70,296.68	---	22,968.32
Natural Resources	276,971.00	130,773.86	---	146,197.14
<b><u>Health - Donated - 0658</u></b>				
Office of Administration	20,563.00	2,269.94	---	18,293.06
Health and Senior Services	2,115,021.00	1,187,797.91	---	927,223.09
<b><u>Antitrust Revolving - 0666</u></b>				
Executive	633,379.00	228,317.11	---	405,061.89
<b><u>Energy Set-Aside Program - 0667</u></b>				
Economic Development	15,519.00	15,518.48	---	0.52
Natural Resources	22,794,035.00	2,785,822.37	---	20,008,212.63
<b><u>Highway Patrol Academy - 0674</u></b>				
Public Safety	791,506.00	471,569.03	---	319,936.97
<b><u>State Elections Subsidy - 0686</u></b>				
Executive	400,000.00	341,710.35	---	58,289.65
<b><u>State Legal Expense - 0692</u></b>				
Office of Administration	6,757,435.00	4,795,105.72	---	1,962,329.28
<b><u>Office of Administration</u></b>				
<b><u>Donated - 0722</u></b>				
Office of Administration	1,000,000.00	---	---	1,000,000.00
<b><u>Grants and Contributions - 0723</u></b>				
Office of Administration	200,000.00	---	200,000.00	---

**STATE OF MISSOURI  
SUMMARY OF APPROPRIATIONS BY FUND AND DEPARTMENT  
GENERAL REVENUE FUNDS  
FOR THE APPROPRIATION YEAR 2014**

---

	Appropriations	Expenditures and Appropriated Transfers Out	Biennial Rollovers to 2015	Lapse of Appropriations
<b><u>Long-Term Support UPL - 0724</u></b>				
Social Services	17,502,101.00	588,613.97	---	16,913,487.03
<b><u>Blind Pension Premium - 0725</u></b>				
Social Services	8,213,055.00	---	---	8,213,055.00
<b><u>Biodiesel Fuel Revolving - 0730</u></b>				
Natural Resources	28,703.00	13,811.65	---	14,891.35
<b><u>After-School Retreat Reading and Assessment Grant Program - 0732</u></b>				
Elementary and Secondary Education	20,000.00	10,844.00	---	9,156.00
<b><u>Drug Court Resources - 0733</u></b>				
Judiciary	6,927,459.00	6,613,681.80	---	313,777.20
<b><u>Investors Restitution - 0741</u></b>				
Executive	750,000.00	27,763.55	---	722,236.45
<b><u>Missouri Commission for the Deaf and Hard of Hearing - 0743</u></b>				
Office of Administration	995.00	---	---	995.00
Elementary and Secondary Education	152,762.00	5,601.68	---	147,160.32
<b><u>State Supplemental Downtown Development - 0766</u></b>				
Economic Development	1,040,700.00	780,294.36	---	260,405.64
<b><u>Missouri Qualified Biodiesel Producer Incentive - 0777</u></b>				
Agriculture	5,525,000.00	5,359,250.00	---	165,750.00
<b><u>Highway Patrol Expense - 0793</u></b>				
Public Safety	65,000.00	6,162.44	---	58,837.56
<b><u>AH Comm Ed Due Process Hearing - 0818</u></b>				
Office of Administration	131,304.00	---	---	131,304.00
<b><u>Library Networking - 0822</u></b>				
Executive	2,300,000.00	805,368.27	---	1,494,631.73
<b><u>Investor Education and Protection - 0829</u></b>				
Executive	1,524,145.00	1,256,044.32	---	268,100.68
<b><u>Academic Scholarship - 0840</u></b>				
Higher Education	15,676,666.00	14,587,000.00	---	1,089,666.00
<b><u>Advantage Missouri Trust - 0856</u></b>				
Higher Education	15,000.00	2,621.78	---	12,378.22
<b><u>Premium - 0885</u></b>				
Social Services	24,880,392.00	23,991,517.60	---	888,874.40



**STATE OF MISSOURI  
SUMMARY OF APPROPRIATIONS BY FUND AND DEPARTMENT  
GENERAL REVENUE FUNDS  
FOR THE APPROPRIATION YEAR 2014**

---

	Appropriations	Expenditures and Appropriated Transfers Out	Biennial Rollovers to 2015	Lapse of Appropriations
<b><u>Assistive Technology Loan Revolving - 0889</u></b>				
Elementary and Secondary Education	535,306.00	473,515.99	---	61,790.01
<b><u>Childhood Lead Testing - 0899</u></b>				
Office of Administration	13,032.00	952.03	---	12,079.97
Health and Senior Services	68,579.00	68,381.06	---	197.94
<b><u>Downtown Revitalization Preservation - 0907</u></b>				
Economic Development	200,000.00	---	---	200,000.00
<b><u>Livestock Feed Crop Input Loan - 0914</u></b>				
Agriculture	50,000.00	---	---	50,000.00
<b><u>School for the Blind Trust - 0920</u></b>				
Elementary and Secondary Education	1,500,000.00	147,150.39	---	1,352,849.61
<b><u>School for the Deaf Trust - 0922</u></b>				
Elementary and Secondary Education	49,500.00	2,300.00	---	47,200.00
<b><u>Institution Gift Trust - 0925</u></b>				
Office of Administration	90.00	---	---	90.00
Agriculture	27,815.00	---	---	27,815.00
Higher Education	450,000.00	379,900.42	---	70,099.58
Corrections	30,000.00	9,839.07	---	20,160.93
<b><u>Secretary of State - Wolfner State Library - 0928</u></b>				
Executive	30,000.00	28,423.69	---	1,576.31
<b><u>DMH Local Tax Matching Fund - 0930</u></b>				
Mental Health	27,569,031.00	12,440,374.67	---	15,128,656.33
<b><u>Energy Futures Fund - 0935</u></b>				
Natural Resources	5,239,844.00	121,137.02	---	5,118,706.98
<b><u>Line of Duty - 0939</u></b>				
Labor and Industrial Relations	450,000.00	250,000.00	---	200,000.00
<b><u>Children's Special Health Care Needs - 0950</u></b>				
Health and Senior Services	30,000.00	30,000.00	---	---
<b><u>A+ Schools - 0955</u></b>				
Higher Education	35,000,000.00	32,248,623.82	---	2,751,376.18
<b><u>Recovery Audit and Compliance - 0974</u></b>				
Social Services	6,631,379.00	136,915.35	---	6,494,463.65
<b><u>Foster Care and Adopt Parents Retention &amp; Recruitment - 0979</u></b>				
Social Services	5,000.00	---	---	5,000.00

**STATE OF MISSOURI**  
**SUMMARY OF APPROPRIATIONS BY FUND AND DEPARTMENT**  
**GENERAL REVENUE FUNDS**  
**FOR THE APPROPRIATION YEAR 2014**

---

	<u>Appropriations</u>	<u>Expenditures and Appropriated Transfers Out</u>	<u>Biennial Rollovers to 2015</u>	<u>Lapse of Appropriations</u>
<b><u>AP Incentive Grant - 0983</u></b>				
Higher Education	100,000.00	17,000.00	---	83,000.00
<b><u>Developmental Disabilities</u></b>				
<b><u>Waiting List Equity Trust - 0986</u></b>				
Mental Health	10,000.00	---	---	10,000.00
Subtotals	8,849,762,568.00	8,015,857,118.74	290,800,366.28	543,105,082.98
<b>Appropriated Transfers Out</b>	<u>6,472,518,675.00</u>	<u>5,965,261,653.72</u>	<u>124,000,000.00</u>	<u>383,257,021.28</u>
Totals	<u>\$ 15,322,281,243.00</u>	<u>\$ 13,981,118,772.46</u>	<u>\$ 414,800,366.28</u>	<u>\$ 926,362,104.26</u>

**STATE OF MISSOURI**  
**SUMMARY OF APPROPRIATIONS BY FUND AND DEPARTMENT**  
**FEDERAL FUNDS**  
**FOR THE APPROPRIATION YEAR 2014**

---

	Appropriations	Expenditures and Appropriated Transfers Out	Biennial Rollovers to 2015	Lapse of Appropriations
<b><u>Vocational Rehabilitation - 0104</u></b>				
Office of Administration	\$ 25,407.00	\$ 25,405.77	\$ ---	\$ 1.23
Elementary and Secondary Education	98,852,609.00	80,979,364.98	---	17,873,244.02
<b><u>Elementary and Secondary Education - 0105</u></b>				
Office of Administration	557,281.00	40,448.63	---	516,832.37
Elementary and Secondary Education	999,408,449.00	864,009,460.47	---	135,398,988.53
<b><u>Office of the State Public Defender - 0112</u></b>				
Judiciary	125,000.00	---	---	125,000.00
<b><u>Pharmacy Rebates - 0114</u></b>				
Social Services	200,030,110.00	200,005,110.00	---	25,000.00
<b><u>State Auditor - 0115</u></b>				
Executive	890,186.00	614,005.67	---	276,180.33
<b><u>Higher Education - 0116</u></b>				
Higher Education	6,064,165.00	2,910,841.88	---	3,153,323.12
<b><u>Commission on Human Rights - 0117</u></b>				
Office of Administration	1.00	---	---	1.00
Labor and Industrial Relations	1,136,518.00	875,828.26	---	260,689.74
<b><u>Community Development Block Grant (Pass-through) - 0118</u></b>				
Economic Development	82,813,163.00	31,407,756.42	---	51,405,406.58
<b><u>Third Party Liability Collections - 0120</u></b>				
Judiciary	387,488.00	305,324.17	---	82,163.83
Office of Administration	1,623.00	527.24	---	1,095.76
Social Services	20,291,585.00	13,511,140.68	---	6,780,444.32
<b><u>Juvenile Accountability Incentive Block Grant - 0121</u></b>				
Public Safety	1,071,114.00	557,407.66	---	513,706.34
<b><u>Labor and Industrial Relations Administration - 0122</u></b>				
Office of Administration	3,651,957.00	3,528,934.08	---	123,022.92
Labor and Industrial Relations	4,248,993.00	3,377,130.14	---	871,862.86
<b><u>Community Development Block Grant (Administration) - 0123</u></b>				
Office of Administration	881.00	880.00	---	1.00
Economic Development	1,357,500.00	871,785.95	---	485,714.05
<b><u>Multimodal Operations - 0126</u></b>				
Transportation	157,928,251.00	65,704,756.33	---	92,223,494.67
<b><u>Economic Development - 0129</u></b>				
Economic Development	9,390,339.00	5,403,150.08	---	3,987,188.92

**STATE OF MISSOURI**  
**SUMMARY OF APPROPRIATIONS BY FUND AND DEPARTMENT**  
**FEDERAL FUNDS**  
**FOR THE APPROPRIATION YEAR 2014**

---

	Appropriations	Expenditures and Appropriated Transfers Out	Biennial Rollovers to 2015	Lapse of Appropriations
<b><u>Corrections - 0130</u></b>				
Office of Administration	4,371.00	4,370.00	---	1.00
Corrections	5,895,653.00	2,635,023.38	---	3,260,629.62
<b><u>Revenue - 0132</u></b>				
Revenue	6,600,729.00	2,846,426.35	---	3,754,302.65
<b><u>Agriculture - 0133</u></b>				
Office of Administration	7,124.00	7,123.54	---	0.46
Agriculture	6,165,811.00	2,384,483.02	1,734,315.00	2,047,012.98
Natural Resources	60,000.00	---	---	60,000.00
<b><u>Office of Administration - 0135</u></b>				
Office of Administration	10,648,924.00	5,602,241.40	200,000.00	4,846,682.60
<b><u>Attorney General - 0136</u></b>				
Executive	6,501,893.00	2,946,908.68	381,980.00	3,173,004.32
Office of Administration	359.00	358.01	---	0.99
<b><u>Supreme Court - 0137</u></b>				
Judiciary	10,598,978.00	5,662,599.40	---	4,936,378.60
Office of Administration	1,665.00	1,663.78	---	1.22
<b><u>Missouri Council on the Arts - 0138</u></b>				
Economic Development	972,486.00	594,228.71	---	378,257.29
<b><u>Natural Resources - 0140</u></b>				
Office of Administration	7,828.00	7,826.64	---	1.36
Natural Resources	93,375,742.00	31,201,023.86	5,982,432.44	56,192,285.70
<b><u>Health - 0143</u></b>				
Office of Administration	93,784.00	85,142.35	---	8,641.65
Health and Senior Services	855,318,676.00	810,558,382.04	---	44,760,293.96
<b><u>State Emergency Management - 0145</u></b>				
Office of Administration	1.00	---	---	1.00
Public Safety	14,981,690.00	9,449,356.79	---	5,532,333.21
<b><u>Mental Health Intergovernmental Transfer - 0147</u></b>				
Mental Health	8,000,100.00	6,368,114.00	---	1,631,986.00
<b><u>Mental Health - 0148</u></b>				
Office of Administration	168,990.00	168,988.99	---	1.01
Mental Health	921,058,442.00	767,883,527.08	---	153,174,914.92
<b><u>Highway Safety - 0149</u></b>				
Transportation	19,558,747.00	14,218,310.67	---	5,340,436.33
<b><u>Secretary of State Records - 0150</u></b>				
Executive	15,000.00	---	---	15,000.00
<b><u>National Endowment for the Humanities Save America's Treasures - 0151</u></b>				
Executive	158,449.00	---	---	158,449.00

**STATE OF MISSOURI**  
**SUMMARY OF APPROPRIATIONS BY FUND AND DEPARTMENT**  
**FEDERAL FUNDS**  
**FOR THE APPROPRIATION YEAR 2014**

---

	Appropriations	Expenditures and Appropriated Transfers Out	Biennial Rollovers to 2015	Lapse of Appropriations
<b><u>Public Safety - 0152</u></b>				
Office of Administration	11.00	---	---	11.00
Public Safety	41,651,387.00	23,622,631.14	---	18,028,755.86
<b><u>Job Development and Training - 0155</u></b>				
Office of Administration	92,592.00	92,590.44	---	1.56
Economic Development	124,940,265.00	63,681,208.79	---	61,259,056.21
<b><u>Election Admin Improvement - 0157</u></b>				
Executive	9,235,537.00	3,478,206.15	---	5,757,330.85
<b><u>Election Improvement Revolving Loan - 0158</u></b>				
Executive	396,185.00	75,636.62	---	320,548.38
<b><u>Title XIX - 0163</u></b>				
Social Services	3,579,882,466.00	3,312,777,472.88	---	267,104,993.12
<b><u>OA Information Technology - 0165</u></b>				
Office of Administration	89,349,969.00	44,138,497.75	---	45,211,471.25
<b><u>Secretary of State - 0166</u></b>				
Executive	200,000.00	80,781.99	---	119,218.01
<b><u>Family Services Donations - 0167</u></b>				
Social Services	143,994.00	8,622.81	---	135,371.19
<b><u>Missouri Veterans Commission - 0184</u></b>				
Public Safety	17,296,312.00	638,439.31	15,056,272.69	1,601,600.00
<b><u>MCSAP/Division of Transportation - 0185</u></b>				
Transportation	1,999,725.00	1,477,828.81	---	521,896.19
<b><u>Division of Labor Standards - 0186</u></b>				
Office of Administration	688.00	686.41	---	1.59
Labor and Industrial Relations	1,369,142.00	774,059.81	---	595,082.19
<b><u>Assistive Technology - 0188</u></b>				
Office of Administration	115.00	113.34	---	1.66
Elementary and Secondary Education	832,623.00	601,445.23	---	231,177.77
<b><u>Federal and Other - 0189</u></b>				
Social Services	338,000.00	61,135.08	---	276,864.92
<b><u>Adjutant General - 0190</u></b>				
Office of Administration	26,204.00	26,203.91	---	0.09
Public Safety	89,002,754.00	37,541,853.37	41,579,173.56	9,881,727.07
<b><u>Crime Victims - 0191</u></b>				
Public Safety	3,400,000.00	2,028,080.09	---	1,371,919.91
<b><u>Insurance - 0192</u></b>				
Insurance, Financial Institutions and Professional Registration	1,773,348.00	1,365,886.61	---	407,461.39

**STATE OF MISSOURI**  
**SUMMARY OF APPROPRIATIONS BY FUND AND DEPARTMENT**  
**FEDERAL FUNDS**  
**FOR THE APPROPRIATION YEAR 2014**

---

	Appropriations	Expenditures and Appropriated Transfers Out	Biennial Rollovers to 2015	Lapse of Appropriations
<b><u>Public Safety - Homeland Security - 0193</u></b>				
Public Safety	43,000,550.00	24,273,206.04	---	18,727,343.96
<b><u>Federal Drug Seizure - 0194</u></b>				
Public Safety	2,897,788.00	1,639,670.44	---	1,258,117.56
<b><u>Secretary of State - 0195</u></b>				
Executive	4,594,995.00	2,637,249.64	---	1,957,745.36
<b><u>Community Service Commission - 0197</u></b>				
Office of Administration	5,820.00	5,818.80	---	1.20
Economic Development	3,942,927.00	2,680,332.99	---	1,262,594.01
<b><u>Temporary Assistance for Needy Families - 0199</u></b>				
Office of Administration	38,517.00	38,515.67	---	1.33
Social Services	185,026,529.00	157,505,213.78	---	27,521,315.22
<b><u>Social Services and Other Sources- 0610</u></b>				
Office of Administration	846,309.00	257,949.33	---	588,359.67
Social Services	822,601,855.00	643,589,339.69	363,298.34	178,649,216.97
<b><u>Missouri Disaster - 0663</u></b>				
Office of Administration	5,909.00	5,907.80	---	1.20
Public Safety	80,805,856.00	46,249,528.85	---	34,556,327.15
<b><u>Abandoned Mine Reclamation - 0697</u></b>				
Natural Resources	178.00	---	---	178.00
<b><u>GEAR - UP Scholarship Program - 0737</u></b>				
Higher Education	100,000.00	---	---	100,000.00
<b><u>Justice Assistance Grant Program - 0782</u></b>				
Office of Administration	1.00	---	---	1.00
Public Safety	6,424,498.00	4,751,656.71	---	1,672,841.29
<b><u>Energy Federal - 0866</u></b>				
Economic Development	28,828.00	28,820.32	---	7.68
Natural Resources	22,349,726.00	7,277,110.42	---	15,072,615.58
<b><u>Unemployment Compensation Administration - 0948</u></b>				
Office of Administration	75,545.00	75,543.48	---	1.52
Labor and Industrial Relations	49,998,429.00	33,369,060.56	---	16,629,368.44
<b><u>Show-Me Heroes - 0995</u></b>				
Economic Development	500,000.00	300,046.38	---	199,953.62
<b><u>Federal Stimulus - Office of Administration - 2236</u></b>				
Office of Administration	7,938,878.00	6,824,978.53	---	1,113,899.47

**STATE OF MISSOURI  
SUMMARY OF APPROPRIATIONS BY FUND AND DEPARTMENT  
FEDERAL FUNDS  
FOR THE APPROPRIATION YEAR 2014**

---

	Appropriations	Expenditures and Appropriated Transfers Out	Biennial Rollovers to 2015	Lapse of Appropriations
<b><u>Federal Stimulus -</u></b>				
<b><u>Agriculture - 2240</u></b>				
Agriculture	39,000.00	36,443.43	---	2,556.57
<b><u>Federal Stimulus -</u></b>				
<b><u>Economic Development - 2252</u></b>				
Economic Development	1,025,000.00	273,794.32	---	751,205.68
<b><u>Federal Stimulus - Elementary and</u></b>				
<b><u>Secondary Education - 2256</u></b>				
Elementary and Secondary Education	5,000,660.00	659.81	---	5,000,000.19
<b><u>Federal Stimulus - Health and</u></b>				
<b><u>Senior Services - 2264</u></b>				
Health and Senior Services	321,748.00	321,723.16	---	24.84
<b><u>Federal Stimulus - Missouri</u></b>				
<b><u>Department of Transportation - 2268</u></b>				
Transportation	2,000.00	2,000.00	---	---
<b><u>Federal Stimulus - Labor and</u></b>				
<b><u>Industrial Relations - 2272</u></b>				
Labor and Industrial Relations	8,724,025.00	8,723,802.79	---	222.21
<b><u>Federal Stimulus -</u></b>				
<b><u>Natural Resources - 2280</u></b>				
Economic Development	102,788.00	45,003.05	---	57,784.95
Natural Resources	237,100.00	209,781.59	---	27,318.41
<b><u>Federal Stimulus - Public</u></b>				
<b><u>Safety - 2284</u></b>				
Public Safety	118,187.00	---	---	118,187.00
<b><u>Federal Stimulus - Public Safety</u></b>				
<b><u>Justice Assistance Grant - 2285</u></b>				
Public Safety	2.00	---	---	2.00
<b><u>Federal Stimulus - Social</u></b>				
<b><u>Services - 2292</u></b>				
Social Services	102,460,044.00	48,204,927.08	---	54,255,116.92
Subtotals	8,859,573,071.00	7,418,554,822.30	65,297,472.03	1,375,720,776.67
<b>Appropriated Transfers Out</b>	<b>462,024,468.00</b>	<b>380,030,249.60</b>	<b>---</b>	<b>81,994,218.40</b>
Totals	<b>\$ 9,321,597,539.00</b>	<b>\$ 7,798,585,071.90</b>	<b>\$ 65,297,472.03</b>	<b>\$ 1,457,714,995.07</b>

**STATE OF MISSOURI  
SUMMARY OF APPROPRIATIONS BY FUND AND DEPARTMENT  
SPECIAL REVENUE FUNDS  
FOR THE APPROPRIATION YEAR 2014**

---

	Appropriations	Expenditures and Appropriated Transfers Out	Biennial Rollovers to 2015	Lapse of Appropriations
<b><u>Utilecare Stabilization - 0134</u></b>				
Natural Resources	\$ 100.00	\$ ---	\$ ---	\$ 100.00
Social Services	3,000,000.00	2,747,954.00	---	252,046.00
<b><u>Nursing Facility Federal Reimbursement Allowance - 0196</u></b>				
Health and Senior Services	725,000.00	477,124.08	---	247,875.92
Social Services	311,758,016.00	311,758,016.00	---	---
<b><u>Motorcycle Safety Trust - 0246</u></b>				
Transportation	425,000.00	318,140.71	---	106,859.29
<b><u>Hearing Instrument Specialist - 0247</u></b>				
Insurance, Financial Institutions and Professional Registration	600.00	600.00	---	---
<b><u>School District Bonds - 0248</u></b>				
Elementary and Secondary Education	492,000.00	406,399.35	---	85,600.65
<b><u>Compulsive Gamblers - 0249</u></b>				
Mental Health	256,658.00	111,487.48	---	145,170.52
Public Safety	56,310.00	---	---	56,310.00
<b><u>Missouri Crime Prevention Information and Programming - 0253</u></b>				
Public Safety	1,000.00	---	---	1,000.00
<b><u>Missouri Housing Trust - 0254</u></b>				
Economic Development	4,450,000.00	3,799,670.61	---	650,329.39
<b><u>Treasurer's Information - 0255</u></b>				
Executive	8,000.00	763.40	---	7,236.60
<b><u>State Committee of Interpreters - 0256</u></b>				
Insurance, Financial Institutions and Professional Registration	1,600.00	1,600.00	---	---
<b><u>Elevator Safety - 0257</u></b>				
Office of Administration	9,190.00	7,515.71	---	1,674.29
Public Safety	460,938.00	406,586.23	---	54,351.77
<b><u>Missouri Arts Council Trust - 0262</u></b>				
Office of Administration	22,660.00	1,138.22	---	21,521.78
Economic Development	9,633,539.00	4,551,766.96	---	5,081,772.04
<b><u>Board of Geologist Registration - 0263</u></b>				
Insurance, Financial Institutions and Professional Registration	2,000.00	2,000.00	---	---
<b><u>Missouri Commission for the Deaf Board of Certification of Interpreters - 0264</u></b>				
Office of Administration	7,997.00	16.62	---	7,980.38
Elementary and Secondary Education	103,739.00	102,993.69	---	745.31



**STATE OF MISSOURI**  
**SUMMARY OF APPROPRIATIONS BY FUND AND DEPARTMENT**  
**SPECIAL REVENUE FUNDS**  
**FOR THE APPROPRIATION YEAR 2014**

	Appropriations	Expenditures and Appropriated Transfers Out	Biennial Rollovers to 2015	Lapse of Appropriations
<b><u>Secretary of State's Technology</u></b>				
<b><u>Trust Fund Account - 0266</u></b>				
Executive	3,506,815.00	1,125,124.16	---	2,381,690.84
Office of Administration	2,998.00	2,997.16	---	0.84
<b><u>Missouri Air Emission</u></b>				
<b><u>Reduction - 0267</u></b>				
Natural Resources	1,390,938.00	946,706.37	---	444,231.63
<b><u>Missouri National Guard</u></b>				
<b><u>Training Site - 0269</u></b>				
Public Safety	349,643.00	260,958.76	---	88,684.24
<b><u>Statewide Court Automation - 0270</u></b>				
Judiciary	5,193,468.00	4,460,699.87	---	732,768.13
<b><u>Nursing Facility Quality of Care - 0271</u></b>				
Office of Administration	417,489.00	352,341.11	---	65,147.89
Health and Senior Services	2,588,808.00	1,336,972.42	---	1,251,835.58
Social Services	167,861.00	162,616.76	---	5,244.24
<b><u>Tourism Supplemental Revenue - 0274</u></b>				
Office of Administration	55,489.00	22,936.51	---	32,552.49
Economic Development	14,871,048.00	13,273,897.38	---	1,597,150.62
<b><u>Health Initiatives - 0275</u></b>				
Office of Administration	54,414.00	37,558.76	---	16,855.24
Health and Senior Services	1,638,818.00	1,527,012.30	---	111,805.70
Mental Health	6,637,881.00	6,632,608.20	---	5,272.80
Revenue	85,354.00	64,125.03	---	21,228.97
Social Services	30,040,201.00	27,439,174.30	---	2,601,026.70
<b><u>Peace Officers Standards and</u></b>				
<b><u>Training Commission - 0281</u></b>				
Public Safety	1,400,000.00	1,272,334.80	---	127,665.20
<b><u>Gaming Proceeds for Education - 0285</u></b>				
Revenue	10,500.00	---	---	10,500.00
<b><u>Gaming Commission - 0286</u></b>				
Executive	146,128.00	146,127.56	---	0.44
Office of Administration	4,939.00	---	---	4,939.00
Public Safety	25,417,121.00	22,673,369.28	---	2,743,751.72
Revenue	5,000.00	---	---	5,000.00
Social Services	500,000.00	484,299.73	---	15,700.27
<b><u>Outstanding Schools Trust - 0287</u></b>				
Elementary and Secondary Education	718,300,000.00	718,300,000.00	---	---
<b><u>Mental Health Earnings - 0288</u></b>				
Mental Health	9,252,397.00	7,314,541.30	---	1,937,855.70
<b><u>Bingo Proceeds for Education - 0289</u></b>				
Elementary and Secondary Education	2,889,950.00	2,040,784.70	849,165.30	---
Public Safety	5,000.00	---	---	5,000.00

**STATE OF MISSOURI**  
**SUMMARY OF APPROPRIATIONS BY FUND AND DEPARTMENT**  
**SPECIAL REVENUE FUNDS**  
**FOR THE APPROPRIATION YEAR 2014**

	<u>Appropriations</u>	<u>Expenditures and Appropriated Transfers Out</u>	<u>Biennial Rollovers to 2015</u>	<u>Lapse of Appropriations</u>
<b><u>Grade Crossing Safety</u></b>				
<b><u>Account - 0290</u></b>				
Transportation	3,000,000.00	1,208,830.64	---	1,791,169.36
<b><u>Lottery Proceeds - 0291</u></b>				
Office of Administration	113,678.00	102,554.32	---	11,123.68
Elementary and Secondary Education	177,239,191.00	149,768,199.02	---	27,470,991.98
Higher Education	94,409,310.00	74,680,395.30	---	19,728,914.70
<b><u>Animal Health Laboratory Fee - 0292</u></b>				
Office of Administration	5,925.00	467.18	---	5,457.82
Agriculture	907,789.00	721,596.46	---	186,192.54
<b><u>Mammography - 0293</u></b>				
Office of Administration	4,637.00	4,005.60	---	631.40
Health and Senior Services	102,162.00	94,165.89	---	7,996.11
<b><u>Animal Care Reserve - 0295</u></b>				
Office of Administration	11,008.00	4,508.92	---	6,499.08
Agriculture	710,700.00	241,937.03	---	468,762.97
<b><u>Elderly Home Delivered Meals Trust - 0296</u></b>				
Office of Administration	11,520.00	10,970.00	---	550.00
Health and Senior Services	112,958.00	59,232.00	---	53,726.00
<b><u>Highway Patrol Inspection - 0297</u></b>				
Public Safety	485,632.00	388,219.23	---	97,412.77
<b><u>Missouri Public Health Services - 0298</u></b>				
Office of Administration	902,898.00	681,624.89	---	221,273.11
Health and Senior Services	7,047,524.00	6,257,886.45	---	789,637.55
<b><u>Livestock Brands - 0299</u></b>				
Office of Administration	2,998.00	706.85	---	2,291.15
Agriculture	50,698.00	5,212.68	---	45,485.32
<b><u>Missouri State Water Patrol - 0400</u></b>				
Public Safety	3,554,837.00	2,906,492.87	---	648,344.13
<b><u>Commodity Council Merchandising - 0406</u></b>				
Office of Administration	3,314.00	754.19	---	2,559.81
Agriculture	95,525.00	61,574.12	---	33,950.88
<b><u>DHE Out-of-State Program - 0420</u></b>				
Higher Education	56,556.00	15,349.91	---	41,206.09
<b><u>Statutory Revision - 0546</u></b>				
Legislature	207,833.00	167,580.47	---	40,252.53
<b><u>Credit Unions - 0548</u></b>				
Office of Administration	6,606.00	3,932.00	---	2,674.00
Insurance, Financial Institutions and Professional Registration	1,284,746.00	1,149,082.77	---	135,663.23

**STATE OF MISSOURI**  
**SUMMARY OF APPROPRIATIONS BY FUND AND DEPARTMENT**  
**SPECIAL REVENUE FUNDS**  
**FOR THE APPROPRIATION YEAR 2014**

	<u>Appropriations</u>	<u>Expenditures and Appropriated Transfers Out</u>	<u>Biennial Rollovers to 2015</u>	<u>Lapse of Appropriations</u>
<b><u>Finance - 0550</u></b>				
Office of Administration	155,745.00	138,286.29	---	17,458.71
Insurance, Financial Institutions and Professional Registration	8,781,125.00	7,763,225.34	---	1,017,899.66
<b><u>Insurance Examiners - 0552</u></b>				
Office of Administration	129,648.00	81,409.98	---	48,238.02
Insurance, Financial Institutions and Professional Registration	4,160,650.00	3,320,869.17	---	839,780.83
<b><u>Natural Resources Protection - 0555</u></b>				
Natural Resources	6,728,449.00	1,387,711.99	97,617.01	5,243,120.00
<b><u>Deaf Relay Service and Equipment Distribution Program - 0559</u></b>				
Office of Administration	12,990.00	---	---	12,990.00
Economic Development	2,495,808.00	1,011,918.03	---	1,483,889.97
Elementary and Secondary Education	1,883,490.00	1,047,670.49	---	835,819.51
<b><u>Missouri Real Estate Appraisers and Appraisal Management Company - 0561</u></b>				
Insurance, Financial Institutions and Professional Registration	6,200.00	6,200.00	---	---
<b><u>Endowed Care Cemetery Audit - 0562</u></b>				
Insurance, Financial Institutions and Professional Registration	300.00	300.00	---	---
Health and Senior Services	2,899.00	1,313.97	---	1,585.03
<b><u>Missouri Community College Job Training Program - 0563</u></b>				
Economic Development	16,000,000.00	6,236,451.92	---	9,763,548.08
<b><u>Professional and Practical Nursing Student Loan and Nurse Loan Repayment - 0565</u></b>				
Office of Administration	7,184.00	3,372.40	---	3,811.60
Health and Senior Services	622,179.00	568,030.60	---	54,148.40
<b><u>Insurance Dedicated - 0566</u></b>				
Office of Administration	1,008,467.00	632,322.38	---	376,144.62
Insurance, Financial Institutions and Professional Registration	9,638,787.00	8,564,882.15	---	1,073,904.85
Health and Senior Services	500,000.00	500,000.00	---	---
<b><u>Natural Resources Protection - Water Pollution Permit Fee Subaccount - 0568</u></b>				
Executive	51,703.00	51,703.00	---	---
Office of Administration	3,237.00	2,843.59	---	393.41
Natural Resources	18,577,023.00	3,619,162.22	---	14,957,860.78

**STATE OF MISSOURI  
SUMMARY OF APPROPRIATIONS BY FUND AND DEPARTMENT  
SPECIAL REVENUE FUNDS  
FOR THE APPROPRIATION YEAR 2014**

---

	<u>Appropriations</u>	<u>Expenditures and Appropriated Transfers Out</u>	<u>Biennial Rollovers to 2015</u>	<u>Lapse of Appropriations</u>
<b><u>Solid Waste Management - Scrap Tire Subaccount - 0569</u></b>				
Natural Resources	3,669,375.00	1,789,320.75	---	1,880,054.25
Revenue	15,000.00	---	---	15,000.00
<b><u>Solid Waste Management - 0570</u></b>				
Executive	42,750.00	42,750.00	---	---
Office of Administration	5,760.00	---	---	5,760.00
Natural Resources	12,840,323.00	8,057,363.03	---	4,782,959.97
<b><u>Aquaculture Marketing Development - 0573</u></b>				
Agriculture	20,173.00	4,585.06	---	15,587.94
<b><u>Licensed Social Workers - 0574</u></b>				
Insurance, Financial Institutions and Professional Registration	13,600.00	13,600.00	---	---
<b><u>Metallic Minerals Waste Management - 0575</u></b>				
Natural Resources	69,022.00	32,636.74	---	36,385.26
<b><u>Local Records Preservation - 0577</u></b>				
Executive	2,012,052.00	776,799.38	---	1,235,252.62
<b><u>Spinal Cord Injury - 0578</u></b>				
Higher Education	1,500,000.00	418,986.00	---	1,081,014.00
<b><u>Veterans' Trust - 0579</u></b>				
Public Safety	73,812.00	68,486.71	---	5,325.29
<b><u>State Committee of Psychologists - 0580</u></b>				
Insurance, Financial Institutions and Professional Registration	5,100.00	5,100.00	---	---
<b><u>Livestock Sales and Markets Fees - 0581</u></b>				
Office of Administration	260.00	82.12	---	177.88
Agriculture	30,690.00	8,636.80	---	22,053.20
<b><u>Manufactured Housing - 0582</u></b>				
Office of Administration	6,401.00	6,400.00	---	1.00
Economic Development	514,482.00	362,427.43	---	152,054.57
<b><u>Natural Resources Protection - Air Pollution Asbestos Fee Subaccount - 0584</u></b>				
Natural Resources	253,897.00	120,416.01	---	133,480.99
<b><u>Underground Storage Tank Regulation Program - 0586</u></b>				
Natural Resources	111,439.00	89,155.62	---	22,283.38

**STATE OF MISSOURI  
SUMMARY OF APPROPRIATIONS BY FUND AND DEPARTMENT  
SPECIAL REVENUE FUNDS  
FOR THE APPROPRIATION YEAR 2014**

	<u>Appropriations</u>	<u>Expenditures and Appropriated Transfers Out</u>	<u>Biennial Rollovers to 2015</u>	<u>Lapse of Appropriations</u>
<b><u>Chemical Emergency Preparedness - 0587</u></b>				
Office of Administration	15,892.00	5,164.24	---	10,727.76
Public Safety	992,032.00	766,413.59	---	225,618.41
<b><u>Motor Vehicle Commission - 0588</u></b>				
Executive	50,121.00	50,121.00	---	---
Office of Administration	42,233.00	30,615.33	---	11,617.67
Revenue	981,259.00	399,572.30	---	581,686.70
<b><u>Health Spa Regulatory - 0589</u></b>				
Executive	5,000.00	5,000.00	---	---
<b><u>State Forensic Laboratory - 0591</u></b>				
Public Safety	670,115.00	594,922.78	---	75,192.22
<b><u>Services to Victims - 0592</u></b>				
Public Safety	4,040,312.00	3,478,485.92	---	561,826.08
<b><u>Natural Resources Protection - Air Pollution Permit Fee Subaccount - 0594</u></b>				
Executive	42,221.00	42,221.00	---	---
Office of Administration	1,638.00	1,636.74	---	1.26
Natural Resources	6,531,472.00	4,112,153.36	---	2,419,318.64
<b><u>Children's Service Commission - 0601</u></b>				
Elementary and Secondary Education	8,000.00	---	---	8,000.00
<b><u>Water and Wastewater Loan Revolving - 0602</u></b>				
Natural Resources	298,062,233.00	73,184,656.64	---	224,877,576.36
<b><u>Public Service Commission - 0607</u></b>				
Office of Administration	5,441.00	5,440.00	---	1.00
Economic Development	14,758,057.00	13,137,090.50	---	1,620,966.50
<b><u>Conservation Commission - 0609</u></b>				
Executive	46,762.00	46,760.62	---	1.38
Office of Administration	1,329,112.00	868,105.46	---	461,006.54
Conservation	213,339,487.00	157,535,244.85	51,780,518.07	4,023,724.08
Revenue	564,987.00	533,678.07	---	31,308.93
<b><u>Parks Sales Tax - 0613</u></b>				
Executive	22,051.00	22,050.82	---	0.18
Office of Administration	256,674.00	94,090.81	---	162,583.19
Natural Resources	45,654,003.00	32,381,803.07	12,402,585.88	869,614.05
<b><u>Soil and Water Sales Tax - 0614</u></b>				
Executive	36,038.00	36,037.85	---	0.15
Office of Administration	5,760.00	4,352.00	---	1,408.00
Natural Resources	43,932,941.00	35,446,995.93	---	8,485,945.07
<b><u>Apple Merchandising - 0615</u></b>				
Agriculture	11,000.00	4,389.00	---	6,611.00

**STATE OF MISSOURI  
SUMMARY OF APPROPRIATIONS BY FUND AND DEPARTMENT  
SPECIAL REVENUE FUNDS  
FOR THE APPROPRIATION YEAR 2014**

---

	Appropriations	Expenditures and Appropriated Transfers Out	Biennial Rollovers to 2015	Lapse of Appropriations
<b><u>State School Money - 0616</u></b>				
Elementary and Secondary Education	2,145,406,003.00	2,145,397,504.81	---	8,498.19
Revenue	25,000.00	25,000.00	---	---
<b><u>Handicapped Children's Trust - 0618</u></b>				
Elementary and Secondary Education	200,000.00	6,525.95	---	193,474.05
<b><u>Social Services Educational Improvement - 0620</u></b>				
Office of Administration	42,318.00	6,565.83	---	35,752.17
Social Services	6,981,108.00	6,853,195.06	---	127,912.94
<b><u>Blind Pension - 0621</u></b>				
Office of Administration	60,163.00	---	---	60,163.00
Social Services	33,965,228.00	31,916,346.22	---	2,048,881.78
<b><u>Tort Victims' Compensation - 0622</u></b>				
Labor and Industrial Relations	1,004,836.00	34.95	---	1,004,801.05
<b><u>State Seminary Moneys - 0623</u></b>				
Higher Education	275,000.00	48,819.00	---	226,181.00
<b><u>Livestock Dealer Law Enforcement and Administration - 0624</u></b>				
Office of Administration	95.00	---	---	95.00
<b><u>State Board of Accountancy - 0627</u></b>				
Insurance, Financial Institutions and Professional Registration	504,548.00	461,024.53	---	43,523.47
<b><u>State Board of Podiatric Medicine - 0629</u></b>				
Insurance, Financial Institutions and Professional Registration	14,534.00	6,391.98	---	8,142.02
<b><u>State Board of Chiropractic Examiners - 0630</u></b>				
Insurance, Financial Institutions and Professional Registration	137,120.00	71,213.27	---	65,906.73
<b><u>Board of Embalmers and Funeral Directors - 0633</u></b>				
Insurance, Financial Institutions and Professional Registration	178,500.00	116,587.64	---	61,912.36
<b><u>Board of Registration for Healing Arts - 0634</u></b>				
Office of Administration	572.00	570.65	---	1.35
Insurance, Financial Institutions and Professional Registration	2,681,510.00	2,528,664.64	---	152,845.36
<b><u>State Board of Nursing - 0635</u></b>				
Insurance, Financial Institutions and Professional Registration	2,082,684.00	1,756,395.44	---	326,288.56
Higher Education	1,000,000.00	1,000,000.00	---	---

**STATE OF MISSOURI  
SUMMARY OF APPROPRIATIONS BY FUND AND DEPARTMENT  
SPECIAL REVENUE FUNDS  
FOR THE APPROPRIATION YEAR 2014**

---

	<u>Appropriations</u>	<u>Expenditures and Appropriated Transfers Out</u>	<u>Biennial Rollovers to 2015</u>	<u>Lapse of Appropriations</u>
<b><u>Optometry - 0636</u></b>				
Insurance, Financial Institutions and Professional Registration	37,826.00	13,201.13	---	24,624.87
<b><u>Board of Pharmacy - 0637</u></b>				
Insurance, Financial Institutions and Professional Registration	1,706,184.00	1,291,489.12	---	414,694.88
<b><u>Real Estate Commission - 0638</u></b>				
Office of Administration	159.00	---	---	159.00
Insurance, Financial Institutions and Professional Registration	1,302,217.00	980,566.77	---	321,650.23
<b><u>Veterinary Medical Board - 0639</u></b>				
Insurance, Financial Institutions and Professional Registration	119,075.00	55,792.48	---	63,282.52
<b><u>State Highways and Transportation Department - 0644</u></b>				
Office of Administration	2,934,914.00	2,683,883.06	---	251,030.94
Transportation	30,025,000.00	19,720,215.52	---	10,304,784.48
Public Safety	234,351,260.00	206,229,184.95	11,767,556.92	16,354,518.13
Revenue	26,600,371.00	23,121,607.20	---	3,478,763.80
<b><u>Milk Inspection Fees - 0645</u></b>				
Office of Administration	4,961.00	632.50	---	4,328.50
Agriculture	1,388,609.00	1,041,780.37	---	346,828.63
<b><u>Health and Senior Services Document Services - 0646</u></b>				
Office of Administration	108,323.00	11,503.65	---	96,819.35
Health and Senior Services	383,826.00	22,067.82	---	361,758.18
<b><u>Grain Inspection Fees - 0647</u></b>				
Office of Administration	53,035.00	29,341.24	---	23,693.76
Agriculture	1,875,517.00	1,377,795.19	---	497,721.81
<b><u>Water and Wastewater Loan - 0649</u></b>				
Natural Resources	197,728,208.00	58,769,752.46	---	138,958,455.54
<b><u>Tourism Marketing - 0650</u></b>				
Economic Development	24,500.00	6,545.00	---	17,955.00
<b><u>Workers' Compensation - 0652</u></b>				
Executive	580,968.00	367,455.77	---	213,512.23
Office of Administration	354,747.00	245,491.72	---	109,255.28
Labor and Industrial Relations	11,554,154.00	9,715,960.21	400,000.00	1,438,193.79
Revenue	2,000,000.00	66,210.57	---	1,933,789.43
<b><u>Workers' Compensation - Second Injury - 0653</u></b>				
Executive	3,175,465.00	2,822,151.42	---	353,313.58
Office of Administration	4,977.00	479.02	---	4,497.98
Labor and Industrial Relations	55,555,000.00	50,888,943.15	---	4,666,056.85

**STATE OF MISSOURI  
SUMMARY OF APPROPRIATIONS BY FUND AND DEPARTMENT  
SPECIAL REVENUE FUNDS  
FOR THE APPROPRIATION YEAR 2014**

---

	Appropriations	Expenditures and Appropriated Transfers Out	Biennial Rollovers to 2015	Lapse of Appropriations
<b><u>Railroad Expense - 0659</u></b>				
Transportation	891,132.00	699,340.30	---	191,791.70
<b><u>Groundwater Protection - 0660</u></b>				
Office of Administration	18.00	---	---	18.00
Natural Resources	607,144.00	566,580.66	---	40,563.34
<b><u>State Contracted Manufacturing Dairy Plant Inspection and Grading Fee - 0661</u></b>				
Agriculture	4,552.00	---	---	4,552.00
<b><u>Petroleum Inspection - 0662</u></b>				
Office of Administration	114,056.00	17,647.23	---	96,408.77
Agriculture	2,398,025.00	1,804,467.65	---	593,557.35
Revenue	36,250.00	23,367.00	---	12,883.00
<b><u>Missouri Land Survey - 0668</u></b>				
Natural Resources	1,196,431.00	669,108.90	---	527,322.10
<b><u>Legal Defense and Defender - 0670</u></b>				
Judiciary	2,981,482.00	945,137.40	---	2,036,344.60
Office of Administration	6,903.00	---	---	6,903.00
<b><u>Criminal Record System - 0671</u></b>				
Office of Administration	4,269.00	4,267.54	---	1.46
Health and Senior Services	333.00	105.00	---	228.00
Public Safety	13,959,275.00	10,292,296.93	---	3,666,978.07
<b><u>Committee of Professional Counselors - 0672</u></b>				
Insurance, Financial Institutions and Professional Registration	11,200.00	11,200.00	---	---
<b><u>Motor Fuel Tax - 0673</u></b>				
Revenue	188,000,000.00	178,451,411.08	---	9,548,588.92
<b><u>State Transportation - 0675</u></b>				
Transportation	3,384,281.00	3,235,732.02	---	148,548.98
<b><u>Hazardous Waste - 0676</u></b>				
Executive	322,768.00	322,755.72	---	12.28
Office of Administration	8,001.00	7,319.86	---	681.14
Health and Senior Services	268,418.00	246,688.98	---	21,729.02
Natural Resources	5,074,069.00	2,924,603.77	---	2,149,465.23
<b><u>Dental Board - 0677</u></b>				
Insurance, Financial Institutions and Professional Registration	637,928.00	394,887.96	---	243,040.04
<b><u>State Board for Architects, Professional Engineers, Land Surveyors and Landscape Architects - 0678</u></b>				
Insurance, Financial Institutions and Profession Registration	748,012.00	520,952.69	---	227,059.31



**STATE OF MISSOURI  
SUMMARY OF APPROPRIATIONS BY FUND AND DEPARTMENT  
SPECIAL REVENUE FUNDS  
FOR THE APPROPRIATION YEAR 2014**

---

	Appropriations	Expenditures and Appropriated Transfers Out	Biennial Rollovers to 2015	Lapse of Appropriations
<b><u>Safe Drinking Water - 0679</u></b>				
Executive	14,798.00	14,798.00	---	---
Office of Administration	1,733.00	446.88	---	1,286.12
Health and Senior Services	434,532.00	408,494.26	---	26,037.74
Natural Resources	3,429,575.00	3,046,711.59	---	382,863.41
<b><u>Missouri Office of Prosecution Services - 0680</u></b>				
Executive	2,056,923.00	507,466.60	---	1,549,456.40
<b><u>Crime Victims' Compensation - 0681</u></b>				
Judiciary	887,200.00	804,542.69	---	82,657.31
Office of Administration	26,353.00	4,727.73	---	21,625.27
Public Safety	6,802,505.00	4,251,760.84	---	2,550,744.16
<b><u>Agriculture Business Development - 0683</u></b>				
Office of Administration	2,491.00	270.34	---	2,220.66
Agriculture	413,038.00	240,374.04	---	172,663.96
<b><u>Coal Mine Land Reclamation - 0684</u></b>				
Natural Resources	279,699.00	120,125.72	---	159,573.28
<b><u>Fair Share - 0687</u></b>				
Elementary and Secondary Education	1,000,000.00	---	1,000,000.00	---
Revenue	11,000.00	11,000.00	---	---
<b><u>School District Trust - 0688</u></b>				
Elementary and Secondary Education	793,100,000.00	793,100,000.00	---	---
<b><u>Athletic - 0693</u></b>				
Insurance, Financial Institutions and Professional Registration	4,800.00	4,800.00	---	---
<b><u>Children's Trust - 0694</u></b>				
Office of Administration	4,709,365.00	2,985,873.77	---	1,723,491.23
Health and Senior Services	13,495.00	6,568.13	---	6,926.87
<b><u>Highway Patrol's Motor Vehicle, Aircraft, Watercraft Revolving - 0695</u></b>				
Public Safety	8,493,681.00	8,445,551.30	---	48,129.70
<b><u>Meramac-Onondaga State Parks - 0698</u></b>				
Natural Resources	5,586.00	---	---	5,586.00
<b><u>Oil and Gas Remedial - 0699</u></b>				
Natural Resources	38,558.00	---	---	38,558.00
<b><u>Proprietary School Certification - 0729</u></b>				
Office of Administration	513.00	512.00	---	1.00
Higher Education	304,597.00	173,658.71	---	130,938.29

**STATE OF MISSOURI  
SUMMARY OF APPROPRIATIONS BY FUND AND DEPARTMENT  
SPECIAL REVENUE FUNDS  
FOR THE APPROPRIATION YEAR 2014**

---

	<u>Appropriations</u>	<u>Expenditures and Appropriated Transfers Out</u>	<u>Biennial Rollovers to 2015</u>	<u>Lapse of Appropriations</u>
<b><u>War on Terror Unemployment Compensation - 0736</u></b>				
Labor and Industrial Relations	90,000.00	---	---	90,000.00
<b><u>Brain Injury - 0742</u></b>				
Health and Senior Services	1,075,000.00	458,151.15	---	616,848.85
<b><u>Boiler and Pressure Vessels Safety - 0744</u></b>				
Office of Administration	14,520.00	14,454.19	---	65.81
Public Safety	486,607.00	465,565.36	---	21,041.64
<b><u>State Capital Commission - 0745</u></b>				
Office of Administration	25,000.00	---	---	25,000.00
<b><u>Missouri Pet Spay/Neuter - 0747</u></b>				
Agriculture	50,000.00	19,707.50	---	30,292.50
<b><u>Organic Production and Certification Fee - 0749</u></b>				
Agriculture	36.00	35.66	---	0.34
<b><u>Stormwater Loan Revolving - 0754</u></b>				
Natural Resources	6,514,341.00	---	---	6,514,341.00
<b><u>Rural Water and Sewer Loan Revolving - 0755</u></b>				
Natural Resources	1,800,165.00	379,102.49	---	1,421,062.51
<b><u>Basic Civil Legal Services - 0757</u></b>				
Judiciary	5,095,309.00	4,388,490.55	---	706,818.45
<b><u>Highway Patrol Traffic Records - 0758</u></b>				
Public Safety	379,148.00	94,931.98	---	284,216.02
<b><u>Antiterrorism - 0759</u></b>				
Public Safety	10,000.00	7,353.60	---	2,646.40
<b><u>Life Sciences Research Trust - 0763</u></b>				
Social Services	32,000,000.00	16,845,421.00	---	15,154,579.00
<b><u>Youth Services Products - 0764</u></b>				
Social Services	5,000.00	---	---	5,000.00
<b><u>Missouri State Archives - St. Louis Trust - 0770</u></b>				
Executive	1.00	---	---	1.00
<b><u>DNA Profiling Analysis - 0772</u></b>				
Public Safety	1,595,363.00	732,395.58	---	862,967.42
<b><u>Althetic Agent - 0774</u></b>				
Insurance, Financial Institutions and Professional Registration	200.00	200.00	---	---

**STATE OF MISSOURI  
SUMMARY OF APPROPRIATIONS BY FUND AND DEPARTMENT  
SPECIAL REVENUE FUNDS  
FOR THE APPROPRIATION YEAR 2014**

---

	Appropriations	Expenditures and Appropriated Transfers Out	Biennial Rollovers to 2015	Lapse of Appropriations
<b><u>Department of Revenue Specialty Plate - 0775</u></b>				
Revenue	21,683.00	5,000.00	---	16,683.00
<b><u>Missouri Rx Plan - 0779</u></b>				
Office of Administration	16,553.00	51.20	---	16,501.80
Social Services	17,508,489.00	11,733,022.15	---	5,775,466.85
<b><u>Putative Father Registry - 0780</u></b>				
Office of Administration	12,300.00	4,921.16	---	7,378.84
Health and Senior Services	128,693.00	127,110.76	---	1,582.24
<b><u>Assistive Technology Trust - 0781</u></b>				
Elementary and Secondary Education	850,000.00	785,824.69	---	64,175.31
<b><u>Economic Development Advancement - 0783</u></b>				
Office of Administration	9,041.00	9,040.00	---	1.00
Economic Development	4,350,978.00	2,602,568.15	---	1,748,409.85
Natural Resources	110,155.00	102,089.62	---	8,065.38
<b><u>Classroom Trust - 0784</u></b>				
Elementary and Secondary Education	385,580,321.00	348,572,468.58	---	37,007,852.42
<b><u>Board of Cosmetology and Barber Examiners - 0785</u></b>				
Insurance, Financial Institutions and Professional Registration	460,599.00	458,996.32	---	1,602.68
<b><u>Part C Early Intervention - 0788</u></b>				
Elementary and Secondary Education	13,000,000.00	2,807,592.71	---	10,192,407.29
<b><u>Access Missouri Financial Assistance - 0791</u></b>				
Higher Education	67,000,000.00	60,664,771.00	---	6,335,229.00
<b><u>Consumer Restitution - 0792</u></b>				
Insurance, Financial Institutions and Professional Registration	5,000.00	---	---	5,000.00
<b><u>Attorney General Trust - 0794</u></b>				
Executive	4,000,000.00	110,944.36	---	3,889,055.64
<b><u>Geologic Resources - 0801</u></b>				
Natural Resources	127,230.00	117,966.92	---	9,263.08
<b><u>Board of Private Investigators and Private Fire Investigator Examiners - 0802</u></b>				
Insurance, Financial Institutions and Professional Registration	1,300.00	1,300.00	---	---
<b><u>Veterinary Student Loan Payment - 0803</u></b>				
Agriculture	180,000.00	116,400.00	---	63,600.00

**STATE OF MISSOURI  
SUMMARY OF APPROPRIATIONS BY FUND AND DEPARTMENT  
SPECIAL REVENUE FUNDS  
FOR THE APPROPRIATION YEAR 2014**

---

	<u>Appropriations</u>	<u>Expenditures and Appropriated Transfers Out</u>	<u>Biennial Rollovers to 2015</u>	<u>Lapse of Appropriations</u>
<b><u>Missouri Explosives Safety Act Administration - 0804</u></b>				
Public Safety	116,744.00	79,082.20	---	37,661.80
<b><u>Rebuild Damaged Infrastr - 0814</u></b>				
Office of Administration	14,000,000.00	---	14,000,000.00	---
<b><u>Marital and Family Therapists' - 0820</u></b>				
Insurance, Financial Institutions and Professional Registration	500.00	500.00	---	---
<b><u>Fire Education - 0821</u></b>				
Public Safety	320,000.00	149,388.67	---	170,611.33
<b><u>Boll Weevil Suppression and Eradication - 0823</u></b>				
Agriculture	65,326.00	2,472.44	---	62,853.56
<b><u>Organ Donor Program - 0824</u></b>				
Office of Administration	29,825.00	14,508.75	---	15,316.25
Health and Senior Services	321,216.00	133,953.45	---	187,262.55
<b><u>Child Labor Enforcement - 0826</u></b>				
Office of Administration	14,995.00	6.27	---	14,988.73
Labor and Industrial Relations	179,450.00	8,090.57	---	171,359.43
<b><u>Inmate Incarceration Reimbursement Act Revolving - 0828</u></b>				
Executive	149,626.00	149,625.82	---	0.18
Corrections	750,000.00	426,858.16	---	323,141.84
<b><u>State Court Administration Revolving - 0831</u></b>				
Judiciary	230,000.00	108,803.77	---	121,196.23
<b><u>Respiratory Care Practitioners - 0833</u></b>				
Insurance, Financial Institutions and Professional Registration	10,200.00	10,200.00	---	---
<b><u>Concentrated Animal Feeding Operation Indemnity - 0834</u></b>				
Natural Resources	60,450.00	---	---	60,450.00
<b><u>State Document Preservation - 0836</u></b>				
Executive	25,000.00	790.00	---	24,210.00
<b><u>Light Rail Safety - 0838</u></b>				
Transportation	1,000,000.00	---	---	1,000,000.00
<b><u>State Transportation Assistance Revolving - 0841</u></b>				
Transportation	1,000,000.00	---	---	1,000,000.00

**STATE OF MISSOURI  
SUMMARY OF APPROPRIATIONS BY FUND AND DEPARTMENT  
SPECIAL REVENUE FUNDS  
FOR THE APPROPRIATION YEAR 2014**

---

	<u>Appropriations</u>	<u>Expenditures and Appropriated Transfers Out</u>	<u>Biennial Rollovers to 2015</u>	<u>Lapse of Appropriations</u>
<b><u>Criminal Justice Network and Technology Revolving - 0842</u></b>				
Public Safety	2,699,050.00	2,214,700.64	---	484,349.36
<b><u>Youth Services Treatment - 0843</u></b>				
Social Services	999.00	---	---	999.00
<b><u>Missouri Office of Prosecution Services Revolving - 0844</u></b>				
Executive	158,058.00	55,959.86	---	102,098.14
<b><u>Missouri Board of Occupational Therapy - 0845</u></b>				
Insurance, Financial Institutions and Professional Registration	9,800.00	9,800.00	---	---
<b><u>Judiciary Education and Training - 0847</u></b>				
Judiciary	1,541,997.00	1,157,646.53	---	384,350.47
<b><u>Missouri Supplemental Tax Increment Financing - 0848</u></b>				
Economic Development	12,365,000.00	12,283,512.05	---	81,487.95
<b><u>Domestic Relations Resolution - 0852</u></b>				
Judiciary	300,000.00	238,842.51	---	61,157.49
<b><u>Correctional Substance Abuse Earnings - 0853</u></b>				
Corrections	264,600.00	217,744.41	---	46,855.59
<b><u>Missouri Wine Marketing and Research Development - 0855</u></b>				
Agriculture	111,000.00	41,737.21	---	69,262.79
<b><u>Dietician - 0857</u></b>				
Insurance, Financial Institutions and Professional Registration	3,900.00	3,900.00	---	---
<b><u>Early Childhood Development, Education and Care - 0859</u></b>				
Office of Administration	24,111.00	6,509.94	---	17,601.06
Elementary and Secondary Education	24,745,973.00	21,271,152.66	---	3,474,820.34
Health and Senior Services	269,369.00	252,161.68	---	17,207.32
Social Services	9,308,586.00	6,028,406.69	---	3,280,179.31
<b><u>MODEX - 0867</u></b>				
Public Safety	229,500.00	223,131.50	---	6,368.50
<b><u>Interior Designer Council - 0877</u></b>				
Insurance, Financial Institutions and Professional Registration	200.00	200.00	---	---
<b><u>Kids' Chance Scholarship - 0878</u></b>				
Higher Education	17,500.00	11,250.00	---	6,250.00

**STATE OF MISSOURI  
SUMMARY OF APPROPRIATIONS BY FUND AND DEPARTMENT  
SPECIAL REVENUE FUNDS  
FOR THE APPROPRIATION YEAR 2014**

---

	Appropriations	Expenditures and Appropriated Transfers Out	Biennial Rollovers to 2015	Lapse of Appropriations
<b><u>Guaranty Agency Operating - 0880</u></b>				
Office of Administration	835,106.00	506,156.21	---	328,949.79
Higher Education	19,952,472.00	11,547,747.57	---	8,404,724.43
<b><u>Federal Student Loan Reserve - 0881</u></b>				
Higher Education	180,000,000.00	140,738,689.96	---	39,261,310.04
<b><u>Acupuncturist - 0882</u></b>				
Insurance, Financial Institutions and Professional Registration	200.00	200.00	---	---
<b><u>Tattoo - 0883</u></b>				
Insurance, Financial Institutions and Professional Registration	3,300.00	3,300.00	---	---
<b><u>Massage Therapy - 0884</u></b>				
Insurance, Financial Institutions and Professional Registration	15,400.00	15,400.00	---	---
<b><u>Missouri Alternative Fuel Vehicle Loan - 0886</u></b>				
Natural Resources	2,050.00	---	---	2,050.00
<b><u>Missouri Public Broadcasting Corporation Special - 0887</u></b>				
Economic Development	800,000.00	775,999.99	---	24,000.01
<b><u>Blindness Education, Screening, and Treatment Program - 0892</u></b>				
Social Services	349,000.00	262,200.00	---	86,800.00
<b><u>Missouri Lead Abatement Loan - 0893</u></b>				
Health and Senior Services	56,000.00	---	---	56,000.00
<b><u>Dry-Cleaning Environmental Response Trust - 0898</u></b>				
Natural Resources	468,131.00	439,198.43	---	28,932.57
<b><u>Missouri National Guard Trust - 0900</u></b>				
Office of Administration	4,154.00	525.83	---	3,628.17
Public Safety	5,143,141.00	2,773,280.81	---	2,369,860.19
<b><u>Agriculture Development - 0904</u></b>				
Office of Administration	880.00	104.79	---	775.21
Agriculture	217,550.00	85,085.59	---	132,464.41
<b><u>Mined Land Reclamation - 0906</u></b>				
Executive	14,766.00	14,766.00	---	---
Natural Resources	1,090,021.00	500,610.08	---	589,410.92
<b><u>Manufactured Housing Consumer Recovery - 0909</u></b>				
Economic Development	192,000.00	---	---	192,000.00

**STATE OF MISSOURI  
SUMMARY OF APPROPRIATIONS BY FUND AND DEPARTMENT  
SPECIAL REVENUE FUNDS  
FOR THE APPROPRIATION YEAR 2014**

	<u>Appropriations</u>	<u>Expenditures and Appropriated Transfers Out</u>	<u>Biennial Rollovers to 2015</u>	<u>Lapse of Appropriations</u>
<b><u>Babler State Park - 0911</u></b>				
Natural Resources	129,454.00	117,579.68	---	11,874.32
<b><u>Deputy Sheriff Salary Supplementation - 0913</u></b>				
Public Safety	5,400,000.00	4,601,258.58	---	798,741.42
Revenue	9,500.00	9,461.81	---	38.19
<b><u>Rebuild Missouri Schools - 0917</u></b>				
Elementary and Secondary Education	900,000.00	900,000.00	---	---
<b><u>Governors' Council on Physical Fitness Institution Gift Trust - 0924</u></b>				
Health and Senior Services	47,500.00	250.00	---	47,250.00
<b><u>Mental Health Trust - 0926</u></b>				
Mental Health	1,667,638.00	779,175.74	---	888,462.26
<b><u>Cigarette Fire Safety and Firefighter Protection - 0937</u></b>				
Public Safety	30,604.00	21,748.16	---	8,855.84
<b><u>Special Employment Security - 0949</u></b>				
Office of Administration	114,654.00	37,761.07	---	76,892.93
Economic Development	216,000.00	216,000.00	---	---
Labor and Industrial Relations	25,693,117.00	19,060,961.56	162,226.19	6,469,929.25
<b><u>State Fair Trust - 0951</u></b>				
Agriculture	9,900.00	1,830.00	---	8,070.00
<b><u>Aviation Trust - 0952</u></b>				
Transportation	16,933,197.00	4,917,716.58	---	12,015,480.42
Revenue	50,000.00	20,024.62	---	29,975.38
<b><u>Unemployment Automation - 0953</u></b>				
Office of Administration	5,276,040.00	2,342,745.17	---	2,933,294.83
Labor and Industrial Relations	204,055.00	203,282.29	---	772.71
<b><u>Ambulance Service Reimbursement Allowance - 0958</u></b>				
Office of Administration	7.00	5.94	---	1.06
Social Services	18,561,986.00	17,491,819.32	---	1,070,166.68
<b><u>Agriculture Protection - 0970</u></b>				
Office of Administration	3,111.00	3,110.04	---	0.96
Agriculture	9,431,528.00	7,824,500.95	591,213.00	1,015,814.05
<b><u>State Mine Inspection - 0973</u></b>				
Labor and Industrial Relations	53,250.00	47,412.97	---	5,837.03
<b><u>Livestock Feed and Crop Loan Program - 0978</u></b>				
Agriculture	13,050.00	---	---	13,050.00

**STATE OF MISSOURI  
SUMMARY OF APPROPRIATIONS BY FUND AND DEPARTMENT  
SPECIAL REVENUE FUNDS  
FOR THE APPROPRIATION YEAR 2014**

---

	<u>Appropriations</u>	<u>Expenditures and Appropriated Transfers Out</u>	<u>Biennial Rollovers to 2015</u>	<u>Lapse of Appropriations</u>
<b><u>Tobacco Control Special - 0984</u></b>				
Revenue	44,363.00	13,904.80	---	30,458.20
<b><u>Medicaid Provider Enrollment - 0990</u></b>				
Social Services	<u>51,500.00</u>	---	---	<u>51,500.00</u>
Subtotals	6,885,953,649.00	6,040,550,729.94	93,050,882.37	752,352,036.69
<b>Appropriated Transfers Out</b>	<u>1,978,403,086.00</u>	<u>1,758,204,159.46</u>	<u>10,000,000.00</u>	<u>210,198,926.54</u>
Totals	<u>\$ 8,864,356,735.00</u>	<u>\$ 7,798,754,889.40</u>	<u>\$ 103,050,882.37</u>	<u>\$ 962,550,963.23</u>



**STATE OF MISSOURI  
SUMMARY OF APPROPRIATIONS BY FUND AND DEPARTMENT  
DEBT SERVICE FUNDS  
FOR THE APPROPRIATION YEAR 2014**

---

	Appropriations	Expenditures and Appropriated Transfers Out	Biennial Rollovers to 2015	Lapse of Appropriations
<b><u>Water Pollution Control Bond and Interest - Series A 2003 - 0203</u></b>				
Office of Administration	\$ 5,337,550.00	\$ 5,337,550.00	\$ ---	\$ ---
<b><u>Fourth State Building Bond and Interest - Series A 2005 - 0206</u></b>				
Office of Administration	1,637,500.00	1,637,500.00	---	---
<b><u>Water Pollution Control Bond and Interest - Series A 2007 - 0207</u></b>				
Office of Administration	1,978,332.00	1,978,331.26	---	0.74
<b><u>Water Pollution Control Bond and Interest - Series A 2010 - 0209</u></b>				
Office of Administration	9,664,050.00	9,664,050.00	---	---
<b><u>Fourth State Building Bond and Interest - Series A 2010 - 0210</u></b>				
Office of Administration	1,075,250.00	1,075,250.00	---	---
<b><u>Stormwater Control Bond and Interest - Series A 2010 - 0211</u></b>				
Office of Administration	1,799,350.00	1,799,350.00	---	---
<b><u>Fourth State Building Bond and Interest - Series A 2012 - 0212</u></b>				
Office of Administration	10,687,225.00	10,687,225.00	---	---
<b><u>Water Pollution Control Bond and Interest - Series A 2012 - 0213</u></b>				
Office of Administration	15,141,275.00	15,141,275.00	---	---
<b><u>Water Pollution Control Bond and Interest - Series A 2005 - 0218</u></b>				
Office of Administration	18,436,250.00	18,436,250.00	---	---
<b><u>Stormwater Control Bond and Interest - Series A 2005 - 0219</u></b>				
Office of Administration	3,797,500.00	3,797,500.00	---	---
<b><u>Stormwater Control Bond and Interest - Series A 2002 - 0239</u></b>				
Office of Administration	570,500.00	570,500.00	---	---
<b><u>State Road Bond - 0319</u></b>				
Transportation	139,018,000.00	138,929,017.70	---	88,982.30
Subtotals	209,142,782.00	209,053,798.96	---	88,983.04
<b>Appropriated Transfers Out</b>	<b>57,000.00</b>	<b>54,383.50</b>	<b>---</b>	<b>2,616.50</b>
Totals	<b>\$ 209,199,782.00</b>	<b>\$ 209,108,182.46</b>	<b>\$ ---</b>	<b>\$ 91,599.54</b>

**STATE OF MISSOURI**  
**SUMMARY OF APPROPRIATIONS BY FUND AND DEPARTMENT**  
**CAPITAL PROJECTS FUNDS**  
**FOR THE APPROPRIATION YEAR 2014**

---

	Appropriations	Expenditures and Appropriated Transfers Out	Biennial Rollovers to 2015	Lapse of Appropriations
<b><u>Stormwater Control - Series A 2002 - 37H - 0302</u></b>				
Natural Resources	\$ 10,000.00	\$ ---	\$ ---	\$ 10,000.00
<b><u>Veterans' Homes Capital Improvement Trust - 0304</u></b>				
Office of Administration	49,997.00	44,954.31	---	5,042.69
Public Safety	33,442,544.00	9,819,441.37	20,431,305.02	3,191,797.61
<b><u>Fifth State Building Bond Proceeds - 0314</u></b>				
Office of Administration	1.00	---	1.00	---
<b><u>State Road - 0320</u></b>				
Office of Administration	660,185.00	391,025.49	---	269,159.51
Transportation	1,847,731,646.00	1,733,925,530.52	---	113,806,115.48
<b><u>State Road Series 2008 - 0321</u></b>				
Transportation	1.00	---	---	1.00
<b><u>Water Pollution Control - Series A 2007 - 37G - 0329</u></b>				
Natural Resources	10,000.00	---	---	10,000.00
<b><u>Water Pollution Control - Series A 2007 - 37E - 0330</u></b>				
Natural Resources	20,000.00	---	---	20,000.00
Subtotals	1,881,924,374.00	1,744,180,951.69	20,431,306.02	117,312,116.29
<b>Appropriated Transfers Out</b>	<b>49,810,316.00</b>	<b>25,568,704.37</b>	<b>---</b>	<b>24,241,611.63</b>
Totals	<u>\$ 1,931,734,690.00</u>	<u>\$ 1,769,749,656.06</u>	<u>\$ 20,431,306.02</u>	<u>\$ 141,553,727.92</u>

**STATE OF MISSOURI  
SUMMARY OF APPROPRIATIONS BY FUND AND DEPARTMENT  
PERMANENT FUNDS  
FOR THE APPROPRIATION YEAR 2014**

---

	Appropriations	Expenditures and Appropriated Transfers Out	Biennial Rollovers to 2015	Lapse of Appropriations
<b><u>Confederate Memorial Park - 0812</u></b>				
Natural Resources	\$ 165.00	\$ ---	\$ ---	\$ 165.00
<b><u>Champ W. Smith &amp; Mary C. Smith Memorial Endowment Trust - 0873</u></b>				
Health and Senior Services	35,000.00	790.78	---	34,209.22
Subtotals	35,165.00	790.78	---	34,374.22
<b>Appropriated Transfers Out</b>	13.00	---	---	13.00
Totals	\$ 35,178.00	\$ 790.78	\$ ---	\$ 34,387.22

**STATE OF MISSOURI  
SUMMARY OF APPROPRIATIONS BY FUND AND DEPARTMENT  
ENTERPRISE FUNDS  
FOR THE APPROPRIATION YEAR 2014**

---

	Appropriations	Expenditures and Appropriated Transfers Out	Biennial Rollovers to 2015	Lapse of Appropriations
<b><u>Federal Surplus Property - 0407</u></b>				
Office of Administration	\$ 2,867,800.00	\$ 2,479,444.22	\$ ---	\$ 388,355.78
<b><u>Single-Purpose Animal Facilities Loan Program - 0408</u></b>				
Office of Administration	1,155.00	809.35	---	345.65
Agriculture	123,425.00	76,158.49	---	47,266.51
<b><u>Single-Purpose Animal Facilities Loan Guarantee - 0409</u></b>				
Agriculture	201,046.00	---	---	201,046.00
<b><u>State Fair Fee - 0410</u></b>				
Office of Administration	26,825.00	17,010.06	---	9,814.94
Agriculture	4,600,097.00	3,831,683.46	---	768,413.54
<b><u>Agricultural Product Utilization and Business Development Guarantee - 0411</u></b>				
Agriculture	624,501.00	6,010.53	---	618,490.47
<b><u>Agricultural Product Utilization Grant - 0413</u></b>				
Agriculture	300,000.00	234,430.00	---	65,570.00
<b><u>State Parks Earnings - 0415</u></b>				
Office of Administration	27,465.00	8,925.03	---	18,539.97
Natural Resources	53,779,639.00	6,349,491.32	43,839,668.61	3,590,479.07
Public Safety	750,000.00	746,212.84	3,787.16	---
<b><u>Natural Resources Revolving Services - 0425</u></b>				
Natural Resources	3,072,049.00	2,338,301.84	---	733,747.16
<b><u>Historic Preservation Revolving - 0430</u></b>				
Natural Resources	3,034,558.00	161,339.86	1,000,000.00	1,873,218.14
<b><u>Missouri Veterans' Homes - 0460</u></b>				
Office of Administration	1,186,994.00	903,057.26	---	283,936.74
Public Safety	76,733,066.00	70,456,611.98	---	6,276,454.02
<b><u>Petroleum Storage Tank Insurance - 0585</u></b>				
Executive	25,735.00	25,735.00	---	---
Natural Resources	23,126,569.00	14,384,407.80	---	8,742,161.20
Revenue	28,378.00	23,493.66	---	4,884.34
<b><u>State Environmental Improvement Authority - 0654</u></b>				
Natural Resources	1.00	---	---	1.00
<b><u>Lottery Enterprise - 0657</u></b>				
Executive	60,859.00	60,858.56	---	0.44
Office of Administration	4,752.00	4,186.35	---	565.65
Revenue	222,311,535.00	220,966,168.52	---	1,345,366.48

**STATE OF MISSOURI**  
**SUMMARY OF APPROPRIATIONS BY FUND AND DEPARTMENT**  
**ENTERPRISE FUNDS**  
**FOR THE APPROPRIATION YEAR 2014**

---

	<u>Appropriations</u>	<u>Expenditures and Appropriated Transfers Out</u>	<u>Biennial Rollovers to 2015</u>	<u>Lapse of Appropriations</u>
<b><u>Missouri Wine and Grape - 0787</u></b>				
Office of Administration	10,117.00	2,936.57	---	7,180.43
Agriculture	<u>1,927,402.00</u>	<u>1,764,057.72</u>	---	<u>163,344.28</u>
Subtotals	394,823,968.00	324,841,330.42	44,843,455.77	25,139,181.81
<b>Appropriated Transfers Out</b>	<u>333,410,702.00</u>	<u>300,822,002.29</u>	---	<u>32,588,699.71</u>
Totals	<u>\$ 728,234,670.00</u>	<u>\$ 625,663,332.71</u>	<u>\$ 44,843,455.77</u>	<u>\$ 57,727,881.52</u>

**STATE OF MISSOURI**  
**SUMMARY OF APPROPRIATIONS BY FUND AND DEPARTMENT**  
**INTERNAL SERVICE FUNDS**  
**FOR THE APPROPRIATION YEAR 2014**

	Appropriations	Expenditures and Appropriated Transfers Out	Biennial Rollovers to 2015	Lapse of Appropriations
<b><u>Mental Health Interagency</u></b>				
<b><u>Payments - 0109</u></b>				
Mental Health	\$ 13,550,877.00	\$ 10,905,105.39	\$ ---	\$ 2,645,771.61
<b><u>Natural Resources Cost</u></b>				
<b><u>Allocation - 0500</u></b>				
Office of Administration	6,870,749.00	4,693,341.45	---	2,177,407.55
Natural Resources	7,420,041.00	6,463,374.51	---	956,666.49
<b><u>State Facility Maintenance and</u></b>				
<b><u>Operation - 0501</u></b>				
Office of Administration	100,317,303.00	98,267,336.38	---	2,049,966.62
<b><u>DIFP Administrative - 0503</u></b>				
Office of Administration	84,655.00	37,451.62	---	47,203.38
Insurance, Financial Institutions and Professional Registration	178,290.00	156,816.81	---	21,473.19
<b><u>Office of Administration Revolving</u></b>				
<b><u>Administrative Trust - 0505</u></b>				
Office of Administration	26,013,330.00	20,158,141.10	200,000.00	5,655,188.90
<b><u>Working Capital Revolving - 0510</u></b>				
Office of Administration	234,684.00	174,477.62	---	60,206.38
Corrections	36,157,239.00	23,555,410.05	---	12,601,828.95
<b><u>Central Check Mailing Service</u></b>				
<b><u>Revolving - 0515</u></b>				
Executive	236,894.00	72,667.13	---	164,226.87
<b><u>House of Representatives</u></b>				
<b><u>Revolving - 0520</u></b>				
Legislature	45,000.00	5,245.59	---	39,754.41
<b><u>Supreme Court Publications</u></b>				
<b><u>Revolving - 0525</u></b>				
Judiciary	150,000.00	57,785.97	---	92,214.03
<b><u>Adjutant General Revolving - 0530</u></b>				
Public Safety	25,000.00	24,955.83	---	44.17
<b><u>Senate Revolving - 0535</u></b>				
Legislature	40,000.00	---	---	40,000.00
<b><u>Inmate - 0540</u></b>				
Office of Administration	15,200.00	---	---	15,200.00
Mental Health	3,513,879.00	2,963,318.93	---	550,560.07
Corrections	12,654,142.00	7,339,724.34	---	5,314,417.66
<b><u>Social Services Administrative</u></b>				
<b><u>Trust - 0545</u></b>				
Office of Administration	400,649.00	---	---	400,649.00
Social Services	1,504,323.00	855,124.93	---	649,198.07

**STATE OF MISSOURI**  
**SUMMARY OF APPROPRIATIONS BY FUND AND DEPARTMENT**  
**INTERNAL SERVICE FUNDS**  
**FOR THE APPROPRIATION YEAR 2014**

---

	<u>Appropriations</u>	<u>Expenditures and Appropriated Transfers Out</u>	<u>Biennial Rollovers to 2015</u>	<u>Lapse of Appropriations</u>
<b><u>Economic Development</u></b>				
<b><u>Administrative - 0547</u></b>				
Office of Administration	1,711,720.00	93,037.66	---	1,618,682.34
Economic Development	1,236,841.00	667,422.77	---	569,418.23
<b><u>Professional Registration</u></b>				
<b><u>Fees - 0689</u></b>				
Office of Administration	1,182,474.00	911,858.52	---	270,615.48
Insurance, Financial Institutions and Professional Registration	5,008,991.00	4,186,176.71	---	822,814.29
<b><u>Missouri Revolving Information</u></b>				
<b><u>Technology Trust - 0980</u></b>				
Office of Administration	154,487,141.00	65,727,988.51	---	88,759,152.49
Subtotals	373,039,422.00	247,316,761.82	200,000.00	125,522,660.18
<b>Appropriated Transfers Out</b>	28,329,148.00	25,948,001.37	---	2,381,146.63
Totals	<u>\$ 401,368,570.00</u>	<u>\$ 273,264,763.19</u>	<u>\$ 200,000.00</u>	<u>\$ 127,903,806.81</u>

**STATE OF MISSOURI  
SUMMARY OF APPROPRIATIONS BY FUND AND DEPARTMENT  
AGENCY FUNDS  
FOR THE APPROPRIATION YEAR 2014**

---

	Appropriations	Expenditures and Appropriated Transfers Out	Biennial Rollovers to 2015	Lapse of Appropriations
<b><u>American Cancer Society, Heartland Division, Inc. - 0700</u></b>				
Revenue	\$ 18,190.00	\$ 9,719.76	\$ ---	\$ 8,470.24
<b><u>State Retirement Contributions - 0701</u></b>				
Office of Administration	323,359,047.00	309,922,058.80	---	13,436,988.20
<b><u>Social Security Contributions - (O.A.S.D.I./Medicare) - 0702</u></b>				
Office of Administration	151,723,963.00	144,415,477.51	---	7,308,485.49
<b><u>ALS Lou Gehrig's Disease - 0703</u></b>				
Revenue	3,500.00	2,891.09	---	608.91
<b><u>American Lung Association of Missouri - 0704</u></b>				
Revenue	3,500.00	661.30	---	2,838.70
<b><u>Muscular Dystrophy Association - 0707</u></b>				
Revenue	2,500.00	1,921.53	---	578.47
<b><u>Arthritis Foundation - 0708</u></b>				
Revenue	2,500.00	899.38	---	1,600.62
<b><u>National Multiple Sclerosis Society - 0709</u></b>				
Revenue	3,500.00	2,832.34	---	667.66
<b><u>Proceeds of Surplus Property Sales - 0710</u></b>				
Office of Administration	299,894.00	298,830.06	---	1,063.94
<b><u>American Diabetes Association Gateway Area - 0713</u></b>				
Revenue	3,500.00	3,315.65	---	184.35
<b><u>American Heart Association - 0714</u></b>				
Revenue	3,500.00	2,780.33	---	719.67
<b><u>March of Dimes - 0716</u></b>				
Revenue	3,500.00	2,831.52	---	668.48
<b><u>Missouri Community College Job Retention Training Program - 0717</u></b>				
Economic Development	10,000,000.00	7,494,768.43	---	2,505,231.57
<b><u>Circuit Courts Escrow - 0718</u></b>				
Judiciary	2,005,500.00	1,623,434.11	---	382,065.89
<b><u>Missouri Military Family Relief - 0719</u></b>				
Public Safety	150,000.00	18,071.63	---	131,928.37



**STATE OF MISSOURI**  
**SUMMARY OF APPROPRIATIONS BY FUND AND DEPARTMENT**  
**AGENCY FUNDS**  
**FOR THE APPROPRIATION YEAR 2014**

	Appropriations	Expenditures and Appropriated Transfers Out	Biennial Rollovers to 2015	Lapse of Appropriations
<b><u>Debt Offset Escrow - 0753</u></b>				
Judiciary	1,200,000.00	857,764.42	---	342,235.58
Higher Education	5,058,700.00	3,122,925.47	---	1,935,774.53
Health and Senior Services	30,000.00	14,419.15	---	15,580.85
Labor and Industrial Relations	5,000,000.00	1,370,735.06	---	3,629,264.94
Mental Health	100,000.00	13,399.76	---	86,600.24
Revenue	1,164,119.00	866,031.40	---	298,087.60
Social Services	9,000,000.00	3,281,679.13	---	5,718,320.87
<b><u>Agriculture Bond Trustee - 0756</u></b>				
Agriculture	135,000.00	---	---	135,000.00
<b><u>Proprietary School Bond - 0760</u></b>				
Higher Education	200,000.00	---	---	200,000.00
<b><u>Missouri Consolidated Health Care Plan Benefit - 0765</u></b>				
Office of Administration	370,031,784.00	366,825,411.10	---	3,206,372.90
<b><u>Missouri State Employees' Voluntary Life Insurance - 0910</u></b>				
Office of Administration	3,900,000.00	3,597,510.75	---	302,489.25
<b><u>Breast Cancer Awareness Trust - 0915</u></b>				
Health and Senior Services	5,000.00	5,000.00	---	---
Revenue	1,000.00	---	---	1,000.00
<b><u>American Red Cross Trust - 0987</u></b>				
Revenue	4,810.00	4,808.69	---	1.31
Subtotals	883,413,007.00	843,760,178.37	---	39,652,828.63
<b>Appropriated Transfers Out</b>	4,424,571.00	2,848,248.56	---	1,576,322.44
Totals	<u>\$ 887,837,578.00</u>	<u>\$ 846,608,426.93</u>	<u>---</u>	<u>\$ 41,229,151.07</u>

**STATE OF MISSOURI**  
**SUMMARY OF APPROPRIATIONS BY FUND AND DEPARTMENT**  
**PRIVATE PURPOSE TRUST FUNDS**  
**FOR THE APPROPRIATION YEAR 2014**

---

	Appropriations	Expenditures and Appropriated Transfers Out	Biennial Rollovers to 2015	Lapse of Appropriations
<b><u>Abandoned Fund Account - 0863</u></b>				
Executive	\$ 42,103,619.00	\$ 40,387,123.91	\$ ---	\$ 1,716,495.09
Office of Administration	519.00	518.36	---	0.64
<b><u>State Seminary - 0872</u></b>				
Higher Education	4,000,000.00	1,113,262.00	---	2,886,738.00
<b><u>Alternative Care Trust - 0905</u></b>				
Social Services	15,000,000.00	12,976,580.83	---	2,023,419.17
Subtotals	61,104,138.00	54,477,485.10	---	6,626,652.90
<b>Appropriated Transfers Out</b>	72,265,170.00	72,196,152.24	---	69,017.76
Totals	\$ 133,369,308.00	\$ 126,673,637.34	\$ ---	\$ 6,695,670.66

**STATE OF MISSOURI  
SUMMARY OF APPROPRIATION ACTIVITY  
GENERAL FUND - GENERAL REVENUE FUNDS  
FOR THE APPROPRIATION YEAR 2014**

	H.B. No.	Appr. No.	Appropriations	Expenditures and Transfers Out	Biennial Rollovers to 2015	Lapse of Appropriations
<b><u>LEGISLATURE</u></b>						
LEGISLATURE LEASING	13.005	7488	\$ 9,929.00	\$ 7,370.14	\$ ---	\$ 2,558.86
LEGISLATURE STATE OWNED	13.010	7771	1,721,775.00	1,721,774.76	---	0.24
<b><u>Senate</u></b>						
SENATORS' SALARIES	12.500	0003	1,226,610.00	1,201,620.43	---	24,989.57
SENATORS' MILEAGE	12.500	0004	87,406.00	68,418.92	---	18,987.08
SENATORS' PER DIEM	12.500	0005	226,100.00	226,100.00	---	---
JOINT CONTINGENT EXP E&E	12.500	1052	125,000.00	125,000.00	---	---
JOINT COMM ON ADMIN RULE	12.520	4189	124,268.00	111,294.27	---	12,973.73
JOINT COMM RETIREMENT SYS	12.520	4190	164,439.00	113,991.94	---	50,447.06
JOINT COMM EDUCATION PS	12.520	4249	68,917.00	67,004.53	---	1,912.47
JOINT COMM EDUCATION E&E	12.520	4250	5,158.00	4,586.01	---	571.99
SENATE CONTINGENT EXP	12.500	9801	8,964,991.00	8,542,972.17	---	422,018.83
<b><u>House of Representatives</u></b>						
REPS EXP VOUCHERS	12.505	1532	1,369,834.00	1,365,477.33	---	4,356.67
REPRESENTATIVES SALARIES	12.505	4257	5,861,145.00	5,781,135.58	---	80,009.42
REPRESENTATIVES MILEAGE	12.505	4258	395,491.00	317,544.73	---	77,946.27
REPRESENTATIVES PER DIEM	12.505	4259	1,290,960.00	1,149,880.00	---	141,080.00
HOUSE CONTINGENT EXPENSES	12.505	6725	10,882,046.00	10,872,955.21	---	9,090.79
<b><u>Committee on Legislative Research</u></b>						
COMM ON LEG RESEARCH	12.510	0013	1,442,002.00	1,190,494.22	---	251,507.78
<b><u>Legislative Research - Oversight</u></b>						
LEG RESEARCH OVERSIGHT	12.510	3084	792,248.00	592,263.33	---	199,984.67
<b><u>JUDICIARY</u></b>						
JUDICIARY LEASING	13.005	6083	2,190,577.00	2,102,886.71	---	87,690.29
JUDICIARY STATE OWNED	13.010	7789	232,329.00	232,329.00	---	---
STWIDE FMRF EXPENDITURE (Fund 0124)	18.010	8574	12.00	---	12.00	---
<b><u>Judicial Proceedings and Review</u></b>						
JUD PROCEED & REVIEW PS	12.300	0030	2,707,386.00	2,684,074.73	---	23,311.27
JUD PROCEED & REVIEW E&E	12.300	0033	1,035,409.00	1,031,404.89	---	4,004.11
SUP COURT JUDGES SALARIES	12.300	0907	1,039,763.00	1,039,760.16	---	2.84

**Office of State Courts Administrator**

STATE COURTS ADMIN E&E	12.305	0039	968,559.00	962,557.08	---	6,001.92
STATE COURTS ADMIN PS	12.305	0524	6,264,144.00	6,255,642.18	---	8,501.82
ICM SUPPORT E&E	12.305	7083	3,702,679.00	3,701,130.97	---	1,548.03
OPD TRANSCRIPT COSTS	12.305	8689	582,053.00	513,973.78	---	68,079.22
OPD CONTRCT MISDMNR CASES	12.306	8690	700,000.00	---	---	700,000.00

**Court of Appeals**

APPEALS WEST DIST PS	12.315	0041	1,932,361.00	1,932,321.12	---	39.88
APPEALS WEST DIST E&E	12.315	0044	420,535.00	420,528.62	---	6.38
APPEALS EAST DIST PS	12.315	0046	2,629,261.00	2,627,621.59	---	1,639.41
APPEALS EAST DIST E&E	12.315	0050	477,169.00	477,168.88	---	0.12
APPEALS SOUTH DIST PS	12.315	0052	1,158,226.00	1,150,552.31	---	7,673.69
APPEALS-SOUTH DIST E&E	12.315	0054	273,881.00	273,880.89	---	0.11
JUDGES SALARIES WEST DIST	12.315	0847	1,485,637.00	1,485,621.07	---	15.93
JUDGES SALARIES EAST DIST	12.315	0848	1,840,593.00	1,839,290.39	---	1,302.61
JUDGES SALARIES SOUTH PS	12.315	0849	942,796.00	942,794.16	---	1.84

**Circuit Courts**

CP-JUDGES-COMM PS	12.320	0853	44,000,804.00	43,985,700.26	---	15,103.74
CP-STATUTORY PS	12.320	0856	15,190,532.00	15,188,546.36	---	1,985.64
JUVENILE PERSONNEL	12.320	2902	7,579,900.00	7,579,900.00	---	---
CP-NON-STATUTORY PS	12.320	3354	65,230,277.00	65,191,779.13	---	38,497.87
CASA PROGRAMS	12.320	4366	300,000.00	300,000.00	---	---
CIRCUIT PERSONNEL E&E	12.320	5274	4,351,631.00	4,348,201.14	---	3,429.86
CASA PROGRAMS (Fund 0590)	12.320	5196	100,000.00	77,089.56	---	22,910.44

**Drug Court Coord Commission**

DRUG COURTS E&E (Fund 0733)	12.330	5197	6,723,698.00	6,448,078.65	---	275,619.35
DRUG COURTS PS (Fund 0733)	12.330	5902	203,761.00	165,603.15	---	38,157.85

**Other Programs**

CRRD-INVESTIGATOR PS	12.320	1208	14,458.00	826.46	---	13,631.54
RETIR DISCIPL & REMOVE PS	12.320	2204	171,643.00	171,459.00	---	184.00
RETIR. DISCIPL & REMOV E&E	12.320	2205	42,667.00	40,343.10	---	2,323.90
APPELLATE JUDICIAL COMM	12.300	4211	7,741.00	3,533.05	---	4,207.95

**Public Defender System**

PUBLIC DEFENDER SVS PS	12.400	0911	27,267,684.00	27,267,683.57	---	0.43
PUBLIC DEFENDER SVS E&E	12.400	0912	5,002,038.00	5,001,957.47	---	80.53

**Extraordinary**

EXTRAORDINARY EXP/CONFLCT	12.400	8727	3,021,071.00	3,021,070.95	---	0.05
---------------------------	--------	------	--------------	--------------	-----	------

**STATE OF MISSOURI  
SUMMARY OF APPROPRIATION ACTIVITY  
GENERAL FUND - GENERAL REVENUE FUNDS  
FOR THE APPROPRIATION YEAR 2014**

	H.B. No.	Appr. No.	Appropriations	Expenditures and Transfers Out	Biennial Rollovers to 2015	Lapse of Appropriations
<b><u>EXECUTIVE</u></b>						
<b><u>Governor's Office</u></b>						
GOVERNORS OFFICE ST OWNED	13.010	2662	343,540.00	343,539.72	---	0.28
SPECIAL AUDITS	12.015	2749	30,000.00	---	---	30,000.00
GOVERNOR'S OFFICE	12.005	5600	2,096,766.00	2,096,766.00	---	---
<b><u>Mansion Operating</u></b>						
MANSION OPERATING EXP	12.005	5599	98,225.00	89,338.23	---	8,886.77
<b><u>National Guard Emergency Duty</u></b>						
NATIONAL GUARD EMERGENCY	12.010	0064	4,000,001.00	65,209.93	---	3,934,791.07
<b><u>Lieutenant Governor</u></b>						
LIEUTENANT GOVERNOR PS	12.025	0072	401,934.00	321,184.69	---	80,749.31
LT GOV OFFICE ST OWNED	13.010	2664	32,316.00	32,315.88	---	0.12
LIEUTENANT GOVERNOR E&E	12.025	5914	50,677.00	19,069.49	---	31,607.51
<b><u>Secretary of State</u></b>						
SEC OF STATE LEASING	13.005	6080	626,437.00	566,897.90	---	59,539.10
SEC OF STATE STATE OWNED	13.010	7773	1,035,260.00	1,035,259.20	---	0.80
SEC OF STATE STATE OWNED (Fund 0829)	13.010	7776	14,367.00	14,366.52	---	0.48
<b><u>Elections</u></b>						
ELECTIONS PUBLIC NOTICE	12.055	0079	100,000.00	---	---	100,000.00
ABSENTEE BALLOTS	12.060	2041	50,000.00	50,000.00	---	---
SPECIAL ELECTION COSTS (Fund 0686)	12.075	0787	400,000.00	341,710.35	---	58,289.65
<b><u>Securities</u></b>						
INVESTORS' RESTITUTION (Fund 0741)	12.050	5925	750,000.00	27,763.55	---	722,236.45
SEC OF STATE PS (Fund 0829)	12.035	5532	564,414.00	459,397.96	---	105,016.04
SEC OF STATE E&E (Fund 0829)	12.035	5533	945,364.00	782,279.84	---	163,084.16
<b><u>Library Services</u></b>						
REAL	12.105	1048	3,109,250.00	3,109,250.00	---	---
STATE AID PUBLIC LIBRARY	12.100	4196	3,504,001.00	3,504,001.00	---	---
LIFT LITERACY PROGRAM	12.110	4198	69,450.00	---	---	69,450.00
LIBRARY NETWORKING FUND (Fund 0822)	12.120	4200	2,300,000.00	805,368.27	---	1,494,631.73

**Business Services**

SEC OF STATE PS	12.035	0073	7,427,292.00	7,417,740.72	---	9,551.28
SEC OF STATE E&E	12.035	0077	1,603,409.00	1,592,923.47	---	10,485.53
REFUNDS	12.045	0080	50,000.00	43,876.00	---	6,124.00

**Wolfner Library**

SEC OF STATE E&E (Fund 0928)	12.035	4195	30,000.00	28,423.69	---	1,576.31
------------------------------	--------	------	-----------	-----------	-----	----------

**State Auditor**

STATE AUDITOR PS	12.145	0084	5,420,394.00	5,104,401.21	---	315,992.79
STATE AUDITOR E&E	12.145	0087	1,057,859.00	967,932.30	---	89,926.70
AUDITOR LEASING	13.005	3192	11,701.00	8,057.52	---	3,643.48
AUDITOR STATE OWNED	13.010	7777	184,442.00	184,441.56	---	0.44
STATE AUDITOR PS (Fund 0648)	12.145	8486	831,958.00	219,282.31	---	612,675.69
STATE AUDITOR E&E (Fund 0648)	12.145	8487	31,616.00	31,614.42	---	1.58

**State Treasurer**

DUPLICATE/OUTLAWED CHECKS	12.155	0093	1,625,000.00	1,614,904.98	---	10,095.02
LINKED DEPOSIT REFUNDS	12.175	8364	2,500.00	530.05	---	1,969.95
LISC-CTR FOR FIN OPPRTNTY	12.150	8718	225,000.00	225,000.00	---	---
STATE TREASURER PS (Fund 0164)	12.150	0844	1,596,591.00	1,467,869.27	---	128,721.73
STATE TREASURER E&E (Fund 0164)	12.150	0845	270,672.00	242,496.46	---	28,175.54
TREASURER STATE OWNED (Fund 0164)	13.010	7788	195,107.00	195,106.20	---	0.80

**Attorney General**

ATTORNEY GENERAL PS	12.195	0095	10,991,410.00	10,877,518.94	---	113,891.06
MEDICAID FRAUD UNIT E&E	12.205	1678	393,949.00	239,419.98	---	154,529.02
ATTORNEY GENERAL LEASING	13.005	3184	359,353.00	335,347.41	---	24,005.59
MEDICAID FRAUD UNIT PS	12.205	3336	320,790.00	185,715.45	---	135,074.55
ATTORNEY GENERAL E&E	12.195	7586	2,099,017.00	2,093,322.35	---	5,694.65
ATTORNEY GENERAL ST OWNED	13.010	7778	448,010.00	448,009.68	---	0.32
ATTORNEY GENERAL E&E (Fund 0603)	12.195	2218	187,000.00	94,307.94	---	92,692.06
ATTORNEY GENERAL PS (Fund 0631)	12.195	1529	1,641,653.00	1,607,863.99	---	33,789.01
ATTORNEY GENERAL E&E (Fund 0631)	12.195	2315	2,190,176.00	864,560.95	---	1,325,615.05
BROADWAY BLDG RENOVATIONS (Fund 0631)	18.050	8633	2,978,500.00	89,570.95	2,888,929.05	---
ATTORNEY GENERAL PS (Fund 0666)	12.195	2215	378,979.00	223,013.04	---	155,965.96
ATTORNEY GENERAL E&E (Fund 0666)	12.195	3003	254,400.00	5,304.07	---	249,095.93

**Missouri Office of Prosecution Services**

OFFICE OF PROS SVS PS	12.210	2933	73,250.00	73,016.97	---	233.03
OFFICE OF PROS SVS E&E	12.210	2937	34,900.00	33,135.64	---	1,764.36

**STATE OF MISSOURI  
SUMMARY OF APPROPRIATION ACTIVITY  
GENERAL FUND - GENERAL REVENUE FUNDS  
FOR THE APPROPRIATION YEAR 2014**

	H.B. No.	Appr. No.	Appropriations	Expenditures and Transfers Out	Biennial Rollovers to 2015	Lapse of Appropriations
<b><u>OFFICE OF ADMINISTRATION</u></b>						
<b><u>Commissioner's Office</u></b>						
COMMISSIONER'S OFFICE PS	05.005	0123	627,987.00	605,322.50	---	22,664.50
COMMISSIONER'S OFFICE E&E	05.005	2139	79,921.00	56,627.05	---	23,293.95
OFF EQUAL OPPORTUNITY PS	05.005	3568	218,363.00	214,837.33	---	3,525.67
OFF EQUAL OPPORTUNITY EE	05.005	3571	79,318.00	51,863.72	---	27,454.28
ALTERNATIVES TO ABORTION	05.160	8044	1,533,561.00	1,470,095.59	---	63,465.41
ALT TO ABORTION AWARENESS	05.160	8301	50,000.00	3,960.99	---	46,039.01
REGIONAL PLANNING COMM	05.270	9184	100,000.00	97,000.00	---	3,000.00
OFF EQL OPPR DISP STDY EE (Fund 0177)	05.005	8705	700,000.00	541,590.14	---	158,409.86
DISPARITY STUDY-DONATED (Fund 0722)	05.005	8116	1,000,000.00	---	---	1,000,000.00
<b><u>Division of Accounting</u></b>						
REFUND DED W/H IN ERROR	05.500	0037	36,000.00	15,490.11	---	20,509.89
ACCOUNTING PS	05.010	0154	2,076,452.00	1,961,355.04	---	115,096.96
ACCOUNTING E&E	05.010	0157	117,721.00	105,872.83	---	11,848.17
UNEMPLOYMENT BENEFITS	05.480	2238	1,637,723.00	1,241,607.98	---	396,115.02
NEW JOBS TRAINING CERTIF	05.200	2832	1.00	---	---	1.00
CMIA-FEDERAL PAYMENTS	05.220	2833	300,000.00	---	---	300,000.00
HR CONTINGENCY	05.515	3062	36,000.00	---	---	36,000.00
BPB ANNUAL FEES/EXPENSES	05.170	5275	30,654.00	9,734.86	---	20,919.14
L/P DEBT PAYMENTS	05.175	5281	12,984,094.00	12,984,093.76	---	0.24
MU BASKETBALL ARENA	05.180	5732	2,526,600.00	2,526,600.00	---	---
DEBT MANAGEMENT	05.195	6933	85,000.00	51,587.50	---	33,412.50
BPB DEBT SERVICE	05.165	8002	33,625,157.00	32,705,960.94	---	919,196.06
PROSECUTIONS/CAP CASE	05.265	9183	25,000.00	25,000.00	---	---
CAFETERIA PLAN	05.510	9301	1.00	---	---	1.00
BARTLE HALL	05.205	9352	2,000,000.00	2,000,000.00	---	---
EDWARD JONES	05.215	9353	12,000,000.00	12,000,000.00	---	---
JACKSON CO	05.210	9382	3,000,000.00	3,000,000.00	---	---
TEACHER RETIREMENT CONTR	05.475	9851	2,400,000.00	711,157.62	---	1,688,842.38
UNEMPLOYMENT BENEFITS (Fund 0142)	05.480	8879	425.00	423.39	---	1.61
UNEMPLOYMENT BENEFITS (Fund 0144)	05.480	8642	19.00	17.58	---	1.42
UNEMPLOYMENT BENEFITS (Fund 0164)	05.480	2307	10,183.00	4,800.00	---	5,383.00
UNEMPLOYMENT BENEFITS (Fund 0169)	05.480	1920	14,367.00	4,661.24	---	9,705.76
<b><u>Division of Budget and Planning</u></b>						
BUDGET & PLANNING E&E	05.015	2140	72,120.00	66,038.95	---	6,081.05
BUDGET & PLANNING PS	05.015	3434	1,589,484.00	1,536,199.23	---	53,284.77

**Information Technology Services Division**

GR IT CONSOLIDATION PS	05.020	1281	19,576,159.00	19,012,942.85	---	563,216.15
GR IT CONSOLIDATION E&E	05.020	1282	16,665,686.00	16,210,801.70	---	454,884.30
DOR IT CONSOLID HC PS	05.020	2854	1,566,206.00	1,495,998.19	---	70,207.81
DOR IT CONSOLID HC E&E	05.020	2855	4,314,166.00	4,107,016.00	---	207,150.00
OA ITSD EMPL BENEFITS E&E	05.020	8136	1,500,000.00	---	---	1,500,000.00
SECURITY ENHANCEMENT E&E	05.020	8706	4,500,000.00	4,500,000.00	---	---
DOR SCANNING & RETENTION	05.020	8744	1.00	---	---	1.00
DOR PHOTO VALIDATION SYS	05.020	8745	1.00	---	---	1.00
DSS IT CONSOLIDATION PS (Fund 0169)	05.020	1292	541,001.00	482,499.52	---	58,501.48
DSS IT CONSOLIDATION E&E (Fund 0169)	05.020	1293	1,229,528.00	922,146.03	---	307,381.97
DHSS IT CONSOLIDATION E&E (Fund 0276)	05.020	1309	7,690.00	4,250.30	---	3,439.70
DED IT CONSOLIDATION E&E (Fund 0567)	05.020	1396	2,762.00	---	---	2,762.00
DED IT CONSOLIDATION E&E (Fund 0600)	05.020	1451	7,000.00	2,135.94	---	4,864.06
DESE IT CONSOLIDATION E&E (Fund 0651)	05.020	1510	20,000.00	8,870.85	---	11,129.15
DHSS IT CONSOLIDATION PS (Fund 0658)	05.020	1513	50.00	---	---	50.00
DHSS IT CONSOLIDATION E&E (Fund 0658)	05.020	1516	20,513.00	2,269.94	---	18,243.06
DESE IT CONSOLIDATION E&E (Fund 0743)	05.020	1624	995.00	---	---	995.00
DHSS IT CONSOLIDATION E&E (Fund 0899)	05.020	1644	13,032.00	952.03	---	12,079.97
MDA IT CONSOLIDATION E&E (Fund 0925)	05.020	1654	90.00	---	---	90.00

**Division of Facilities Management,****Design and Construction**

OA LEASING	13.005	1059	466,052.00	388,493.14	---	77,558.86
OA STATE OWNED	13.010	7670	2,388,444.00	2,388,443.86	---	0.14
STATE CAPITOL STRUC REPRS	19.008	8724	50,000,000.00	205,877.21	49,794,122.79	---
PLNG,DESIGN,CONST ST BLDG	19.007	8729	38,000,000.00	---	38,000,000.00	---
FMDC ESCO DEBT SERVICE (Fund 0124)	05.190	4468	5,535,815.00	5,535,810.72	---	4.28
STWIDE FMRF EXPENDITURE (Fund 0124)	17.005	8019	33,517,058.00	7,557,119.74	25,959,938.26	---
SUPREME COURT-HVAC PROJS (Fund 0124)	17.005	8156	1,599,756.00	1,597,006.00	2,750.00	---
UNPROGRAMMED M&R (Fund 0124)	17.005	8369	499,816.00	477,752.93	22,063.07	---
STWIDE FMRF EXPENDITURE (Fund 0124)	18.010	8574	26,399,892.00	---	26,399,892.00	---
UNPROGRAMMED (Fund 0124)	18.006	8730	6,150,000.00	---	6,150,000.00	---
ABTMNT, REMVAL & REMDIATN (Fund 0124)	18.007	8731	2,698,071.00	---	2,698,071.00	---
ROOFING MANAGEMENT SYSTEM (Fund 0124)	18.008	8732	10,074,339.00	83,286.33	9,991,052.67	---
ELECTRICAL IMPROVEMENTS (Fund 0124)	18.009	8733	9,941,518.00	---	9,941,518.00	---
ELEVATOR IMPROVEMENTS (Fund 0124)	18.011	8738	3,129,040.00	---	3,129,040.00	---
FIRE SAFETY IMPROVEMENTS (Fund 0124)	18.012	8739	8,308,771.00	41,847.75	8,266,923.25	---
HTG, VENTILATION & AC IMP (Fund 0124)	18.013	8740	11,769,175.00	1,536.00	11,767,639.00	---
PLUMBING IMPROVEMENTS (Fund 0124)	18.014	8741	3,275,189.00	---	3,275,189.00	---
SECURITY IMPROVEMENTS (Fund 0124)	18.016	8742	2,534,564.00	---	2,534,564.00	---
EMERGENCY (Fund 0124)	18.006	8851	2,000,000.00	---	2,000,000.00	---
APPRAISALS & SURVEYS (Fund 0124)	18.006	8852	600,000.00	22,598.00	577,402.00	---
HAZMAT REMEDIATION (Fund 0124)	18.006	8853	461,468.00	---	461,468.00	---
ENERGY CONSERVATION PROJS (Fund 0723)	18.020	8583	200,000.00	---	200,000.00	---



**STATE OF MISSOURI  
SUMMARY OF APPROPRIATION ACTIVITY  
GENERAL FUND - GENERAL REVENUE FUNDS  
FOR THE APPROPRIATION YEAR 2014**

	H.B. No.	Appr. No.	Appropriations	Expenditures and Transfers Out	Biennial Rollovers to 2015	Lapse of Appropriations
<b><u>Division of General Services</u></b>						
WORKERS' COMP & SIF TAX	05.530	3437	2,165,000.00	1,996,977.26	---	168,022.74
DIV OF GENERAL SERVS PS	05.100	4537	858,282.00	832,534.00	---	25,748.00
DIV OF GENERAL SERVS E&E	05.100	4539	76,035.00	70,893.25	---	5,141.75
WORKERS' COMPENSATION	05.520	4541	32,438,451.00	31,057,262.67	---	1,381,188.33
STATE PROP PRESERVE PMTS (Fund 0128)	05.110	6747	1.00	---	---	1.00
LEGAL EXPENSE FUND (Fund 0692)	05.125	1214	6,757,435.00	4,795,105.72	---	1,962,329.28
<b><u>Division of Personnel</u></b>						
DIV PERSONNEL PS	05.040	0187	2,728,814.00	2,532,424.54	---	196,389.46
DIV PERSONNEL E&E	05.040	0189	82,014.00	79,554.00	---	2,460.00
<b><u>Division of Purchasing and Materials Management</u></b>						
PURCHASING/MATRL MGMT PS	05.045	0190	1,669,608.00	1,553,038.90	---	116,569.10
PURCHASING/MATRL MGMT E&E	05.045	0193	73,281.00	47,628.48	---	25,652.52
<b><u>Administrative Hearing Commission</u></b>						
ADMIN HEARING COMM PS	05.130	7635	891,647.00	843,946.80	---	47,700.20
ADMIN HEARING COMM E&E	05.130	7636	82,845.00	76,948.57	---	5,896.43
ADMIN HEARING COMM PS (Fund 0818)	05.130	8411	74,589.00	---	---	74,589.00
ADMIN HEARING COMM E&E (Fund 0818)	05.130	8412	56,715.00	---	---	56,715.00
<b><u>Office of Child Advocate</u></b>						
OFFICE CHILD ADVOCATE PS	05.135	6321	70,241.00	68,134.00	---	2,107.00
OFFICE CHILD ADVOCATE E&E	05.135	6322	8,175.00	7,929.92	---	245.08
<b><u>Governor's Council on Disability</u></b>						
GOV CNSL ON DISABILITY PS	05.145	6880	172,744.00	167,284.72	---	5,459.28
GOV CNSL ON DISABILITY EE	05.145	6881	19,687.00	19,081.65	---	605.35
<b><u>Missouri Ethics Commission</u></b>						
MO ETHICS COMM E&E	05.155	0127	291,277.00	252,018.96	---	39,258.04
MO ETHICS COMM PS	05.155	0827	1,084,628.00	1,003,468.47	---	81,159.53
ETHICS COMMISSION LEASING	13.005	3271	100,218.00	95,036.03	---	5,181.97
<b><u>Board of Fund Commissioners</u></b>						
ESCROW & RELATED EXPENSES	01.005	1323	20,002.00	6,346.50	---	13,655.50

**DEPARTMENT OF AGRICULTURE**

AGRICULTURE LEASING	13.005	1473	157,336.00	149,541.12	---	7,794.88
AGRICULTURE STATE OWNED	13.010	7676	83,464.00	83,463.60	---	0.40
STWIDE FMRF EXPENDITURE (Fund 0124)	17.005	8019	217,285.00	157,720.79	59,564.21	---
UNPROGRAMMED M&R (Fund 0124)	17.005	8369	13,830.00	13,830.00	---	---
STWIDE FMRF EXPENDITURE (Fund 0124)	18.010	8574	12.00	---	12.00	---
PLUMBING IMPROVEMENTS (Fund 0124)	18.014	8741	1,688,292.00	1,490,211.08	198,080.92	---
BIODIESEL INCENTIVE PRGM (Fund 0777)	06.025	7519	5,525,000.00	5,359,250.00	---	165,750.00

**Office of the Director**

REFUND ACCOUNT	06.005	1887	3,639.00	---	---	3,639.00
----------------	--------	------	----------	-----	-----	----------

**Division of Animal Health**

ANIMAL HEALTH ADMIN PS	06.090	0244	2,538,348.00	2,437,995.12	---	100,352.88
ANIMAL HEALTH ADMIN E&E	06.090	0247	945,693.00	917,320.96	---	28,372.04
INDEMNITIES	06.095	4388	10,000.00	---	---	10,000.00
GIFT TRUST FUND E&E (Fund 0925)	06.090	3121	5,000.00	---	---	5,000.00

**Division of Grain Inspection and Warehousing**

GRAIN REGULATORY SVS PS	06.100	0251	681,612.00	660,014.87	---	21,597.13
GRAIN REGULATORY SVS E&E	06.100	0253	86,802.00	85,274.00	---	1,528.00

**Division of Weights and Measures**

WEIGHTS & MEASURES PS	06.115	0260	432,519.00	418,833.02	---	13,685.98
WEIGHTS & MEASURES E&E	06.115	7361	100,396.00	97,384.00	---	3,012.00

**State Milk Board**

STATE MILK BOARD PS	06.135	5289	102,585.00	99,507.00	---	3,078.00
STATE MILK BOARD E&E	06.135	5290	852.00	792.00	---	60.00

**Agric Business Development Division**

LIVESTOCK FEED& CROP LOAN (Fund 0914)	06.080	3369	50,000.00	---	---	50,000.00
AGRI BUS AG AWARENESS PRG (Fund 0925)	06.030	2110	22,815.00	---	---	22,815.00

**DEPARTMENT OF ECONOMIC DEVELOPMENT**

DED LEASING	13.005	1978	35,654.00	32,773.12	---	2,880.88
DED STATE OWNED	13.010	7691	227,679.00	219,493.52	---	8,185.48
STWIDE FMRF EXPENDITURE (Fund 0124)	18.010	8574	12.00	---	12.00	---
DED STATE OWNED (Fund 0667)	13.010	8840	15,519.00	15,518.48	---	0.52

**Administrative Services**

ADMINISTRATIVE SVS E&E	07.005	2173	54,652.00	53,012.00	---	1,640.00
ADMINISTRATIVE SVS PS	07.005	3612	405,311.00	387,674.00	---	17,637.00

**STATE OF MISSOURI  
SUMMARY OF APPROPRIATION ACTIVITY  
GENERAL FUND - GENERAL REVENUE FUNDS  
FOR THE APPROPRIATION YEAR 2014**

	H.B. No.	Appr. No.	Appropriations	Expenditures and Transfers Out	Biennial Rollovers to 2015	Lapse of Appropriations
<b><u>Business and Community Services</u></b>						
MARKETING PS	07.015	2376	120,646.00	116,210.54	---	4,435.46
MARKETING E&E	07.015	2377	1,175,900.00	1,140,623.00	---	35,277.00
SALES PS	07.015	2391	937,720.00	904,618.84	---	33,101.16
SALES E&E	07.015	2393	98,912.00	95,945.00	---	2,967.00
FINANCE PS	07.015	2407	60,802.00	52,164.00	---	8,638.00
FINANCE E&E	07.015	2410	75,435.00	72,875.00	---	2,560.00
COMPLIANCE PS	07.015	2416	64,631.00	62,559.64	---	2,071.36
COMPLIANCE E&E	07.015	2422	20,298.00	19,689.00	---	609.00
MO COMMUNITY SVS COMM PS	07.085	3641	33,930.00	32,769.63	---	1,160.37
MO ECO RES INFO CNTR PS	07.015	3699	109,608.00	104,736.60	---	4,871.40
MO ECO RES INFO CNTR E&E	07.015	3700	19,181.00	18,606.00	---	575.00
INTRN TR & INVEST OFC E&E	07.015	7502	1,060,000.00	1,026,535.00	---	33,465.00
BRAC ANALYSIS	07.025	8312	425,000.00	416,000.00	---	9,000.00
SMALL BUS DEVLPMNT CTRS	07.041	8660	700,000.00	679,000.00	---	21,000.00
SM BUS REG FAIRNSS BRD PS	07.015	8750	48,612.00	4,717.64	---	43,894.36
SM BUS REG FAIRNSS BRD EE	07.015	8751	5,538.00	13.26	---	5,524.74
MO TECH CORP-RAM E&E (Fund 0172)	07.035	3698	6,360,000.00	6,169,200.00	---	190,800.00
MARKETING E&E (Fund 0567)	07.015	2384	1,402,238.00	530,851.34	---	871,386.66
MODESA (Fund 0766)	07.075	4245	994,008.00	737,114.47	---	256,893.53
FINANCE PS (Fund 0766)	07.015	8389	42,802.00	42,783.00	---	19.00
FINANCE E&E (Fund 0766)	07.015	8390	3,890.00	396.89	---	3,493.11
DWTN REVITAL PRSRVTN (Fund 0907)	07.080	2918	200,000.00	---	---	200,000.00
<b><u>Workforce Development</u></b>						
WORKFORCE AUTISM	07.110	0932	200,000.00	190,790.95	---	9,209.05
MO JOB DEVELOPMENT (Fund 0600)	07.120	0905	15,202,235.00	14,840,437.28	---	361,797.72
WORKFORCE DEVELOPMENT PS (Fund 0600)	07.110	2300	379,741.00	341,317.44	---	38,423.56
WORKFORCE DEVELOPMENT E&E (Fund 0600)	07.110	2323	81,389.00	53,246.43	---	28,142.57
<b><u>Missouri Council on the Arts</u></b>						
WWI MEMORIAL	07.090	8658	50,000.00	38,800.00	---	11,200.00
MO HUMANITIES COUNCIL (Fund 0177)	07.090	7276	1,050,000.00	1,050,000.00	---	---
KC NEGRO LEAGUE MUSEUM (Fund 0177)	07.090	8335	250,000.00	187,500.00	---	62,500.00
WWI MEMORIAL (Fund 0177)	07.090	8654	150,000.00	110,075.00	---	39,925.00

**DEPARTMENT OF ELEMENTARY AND  
SECONDARY EDUCATION**

DESE LEASING	13.005	1033	394,455.00	382,642.57	---	11,812.43
DESE STATE OWNED	13.010	7659	350,646.00	350,645.64	---	0.36
DESE INSTITUTIONAL	13.015	7663	3,876,563.00	3,876,563.00	---	---
STWIDE FMRF EXPENDITURE (Fund 0124)	17.005	8019	1,531,061.00	1,142,748.83	388,312.17	---
UNPROGRAMMED M&R (Fund 0124)	17.005	8369	26,101.00	26,100.28	0.72	---
STWIDE FMRF EXPENDITURE (Fund 0124)	18.010	8574	12.00	---	12.00	---
DESE LEASING (Fund 0889)	13.005	6923	9,638.00	8,695.92	---	942.08

**Division of Financial and Administrative  
Services**

SCHOOL FOOD SERVICES	02.035	0495	3,412,151.00	3,412,151.00	---	---
DIV OF GENERAL ADMIN PS	02.005	0537	1,799,153.00	1,745,178.00	---	53,975.00
DIV OF GENERAL ADMIN E&E	02.005	2294	115,929.00	112,451.00	---	3,478.00
BOARD OPERATED E&E	02.015	2298	15,529,779.00	15,243,247.00	---	286,532.00
EARLY GRADE LITERACY PRGM	02.030	2535	100,000.00	97,000.00	---	3,000.00
INTRA DISTRICT METRO TRSP	02.015	4055	750,000.00	727,500.00	---	22,500.00
SCHOOL TRANSFR OBLIGATION	14.015	8849	2,000,000.00	---	---	2,000,000.00

**Division of Learning Services**

SHELTERED WORKSHOPS	02.185	0498	24,783,457.00	24,039,953.00	---	743,504.00
BLIND STUDENT LITERACY	02.195	1861	236,164.00	229,079.00	---	7,085.00
PERFORM BASED ASSESSMENT	02.075	2536	1,187,881.00	1,152,245.00	---	35,636.00
DFS/DMH SCHOOL PLACEMENTS	02.180	2542	3,330,731.00	3,330,731.00	---	---
SPECIAL OLYMPICS	02.210	2998	100,000.00	97,000.00	---	3,000.00
FIRST STEPS	14.030	4112	7,500,000.00	7,500,000.00	---	---
HIGH NEED FUND	02.170	7326	22,565,141.00	22,565,141.00	---	---
DIV OF LEARNING SRVS PS	02.060	7810	3,338,108.00	3,237,964.99	---	100,143.01
DIV OF LEARNING SRVS E&E	02.060	7811	231,937.00	224,979.00	---	6,958.00
EARLY CHILDHOOD PROGRAM	02.065	8339	73,200.00	71,004.00	---	2,196.00
MO CHARTR PUB SCHOOL COMM	02.120	8401	222,072.00	8,148.87	---	213,923.13
URBAN TEACHING PROGRAM	02.020	8509	2,000,000.00	1,940,000.00	---	60,000.00
REGIONAL PROF DEVELOP CTR	02.025	8644	1,000,000.00	944,617.35	---	55,382.65
BRIGHT FUTURES PROGRAM	02.031	8645	100,000.00	97,000.00	---	3,000.00
MO CHRTR PUB SCHL COMM PS	02.120	8653	77,928.00	60,359.82	---	17,568.18
CHARACTER ED INITIATIVES	02.136	8666	10,000.00	9,700.00	---	300.00
ADULT ED & LITERACY	02.155	9427	4,500,388.00	4,365,376.00	---	135,012.00
FOUNDATION-EARLY SPEC ED (Fund 0421)	02.015	8746	10,099,750.00	10,099,750.00	---	---
FIRST STEPS (Fund 0421)	02.175	8747	20,240,309.00	20,240,308.01	---	0.99
EXCELLENCE IN EDUC EE (Fund 0651)	02.060	2297	2,308,067.00	1,062,517.25	---	1,245,549.75
EXCELLENCE IN EDUC PS (Fund 0651)	02.060	6459	618,317.00	475,824.92	---	142,492.08
SCHOOL AGE AFTERSCHL PROG (Fund 0732)	02.070	4129	20,000.00	10,844.00	---	9,156.00

**STATE OF MISSOURI  
SUMMARY OF APPROPRIATION ACTIVITY  
GENERAL FUND - GENERAL REVENUE FUNDS  
FOR THE APPROPRIATION YEAR 2014**

	H.B. No.	Appr. No.	Appropriations	Expenditures and Transfers Out	Biennial Rollovers to 2015	Lapse of Appropriations
<b><u>Office of Special Education</u></b>						
BOARD OPERATED PS	02.015	0015	25,077,653.00	24,145,350.23	---	932,302.77
COMM FOR THE DEAF E&E	02.220	2322	63,880.00	60,075.72	---	3,804.28
COMM FOR THE DEAF PS	02.220	9919	218,897.00	200,060.30	---	18,836.70
ROOFING MANAGEMENT SYSTEM (Fund 0124)	18.008	8732	3,491,933.00	72,213.20	3,419,719.80	---
HTG VENTALIATION & AC IMP (Fund 0124)	18.013	8740	2,371,882.00	119,226.35	2,252,655.65	---
COMM FOR THE DEAF E&E (Fund 0743)	02.220	6099	119,000.00	5,601.68	---	113,398.32
COMM FOR THE DEAF PS (Fund 0743)	02.220	7515	33,762.00	---	---	33,762.00
MO ASSISTIVE TECH-PS (Fund 0889)	02.225	2366	50,668.00	32,699.25	---	17,968.75
MO ASSISTIVE TECH-EE (Fund 0889)	02.225	2367	475,000.00	432,120.82	---	42,879.18
SCHOOL FOR BLIND (Fund 0920)	02.205	9806	1,500,000.00	147,150.39	---	1,352,849.61
SCHOOL FOR DEAF (Fund 0922)	02.200	0543	49,500.00	2,300.00	---	47,200.00
<b><u>Office of Vocational Rehabilitation</u></b>						
VOCATIONAL REHAB GRANT	02.140	0506	13,589,689.00	13,589,689.00	---	---
INDEPENDENT LIVING CNTRS	02.150	8908	2,381,486.00	2,310,041.00	---	71,445.00
INDEPENDENT LIVING CNTRS (Fund 0284)	02.150	2809	515,556.00	470,571.56	---	44,984.44
<b><u>DEPARTMENT OF HIGHER EDUCATION</u></b>						
DHE STATE OWNED	13.010	7877	121,183.00	121,182.66	---	0.34
<b><u>Higher Education Administration</u></b>						
COORDINATION ADMIN PS	03.005	0438	359,367.00	306,362.15	---	53,004.85
MIDWEST HIGHER ED. COMM	03.020	0459	95,000.00	95,000.00	---	---
COORDINATION ADMIN E&E	03.005	2167	145,615.00	125,161.54	---	20,453.46
GRANT & SCHLSHP ADMIN E&E	03.005	2168	30,204.00	4,601.60	---	25,602.40
CROWDER COLLEGE	03.145	2489	3,857,842.00	3,742,107.00	---	115,735.00
EAST CENTRAL COLLEGE	03.145	2493	4,587,024.00	4,449,413.00	---	137,611.00
JEFFERSON COLLEGE	03.145	2495	6,534,781.00	6,338,738.00	---	196,043.00
METROPOLITAN COM COLLEGE	03.145	2497	27,037,011.00	26,225,901.00	---	811,110.00
MINERAL AREA COLLEGE	03.145	2499	4,367,714.00	4,236,683.00	---	131,031.00
MOBERLY AREA COM COLLEGE	03.145	2501	4,668,637.00	4,528,578.00	---	140,059.00
NORTH CENTRAL MO COLLEGE	03.145	2503	2,223,001.00	2,156,311.00	---	66,690.00
OZARKS TECH COM COLLEGE	03.145	2508	9,700,011.00	9,409,011.00	---	291,000.00
ST CHARLES CNTY COM COL	03.145	2512	7,042,121.00	6,830,857.00	---	211,264.00
ST LOUIS COM COLLEGE	03.145	2515	38,927,368.00	37,759,547.00	---	1,167,821.00
STATE FAIR COM COLLEGE	03.145	2517	4,729,775.00	4,587,882.00	---	141,893.00
THREE RIVERS COM COLLEGE	03.145	2519	3,982,654.00	3,863,174.00	---	119,480.00

CROWDER COLLEGE M&R	03.145	3171	197,197.00	191,281.00	---	5,916.00
EAST CENTRAL COLLEGE M&R	03.145	3172	143,895.00	139,578.00	---	4,317.00
JEFFERSON COLLEGE M&R	03.145	3174	343,343.00	333,043.00	---	10,300.00
METROPOLITAN COLLEGE M&R	03.145	3177	1,186,906.00	1,151,299.00	---	35,607.00
MINERAL AREA COLLEGE M&R	03.145	3181	206,159.00	199,974.00	---	6,185.00
MOBERLY AREA COLLEGE M&R	03.145	3182	136,555.00	132,458.00	---	4,097.00
NORTH CENTRAL COLLEGE M&R	03.145	3183	49,818.00	48,323.00	---	1,495.00
OZARKS TECH COLLEGE M&R	03.145	3190	204,347.00	198,217.00	---	6,130.00
ST CHARLES COLLEGE M&R	03.145	3191	191,680.00	185,930.00	---	5,750.00
ST LOUIS COLLEGE M&R	03.145	3199	1,421,467.00	1,378,823.00	---	42,644.00
STATE FAIR COLLEGE M&R	03.145	3200	192,306.00	186,537.00	---	5,769.00
THREE RIVERS COLLEGE M&R	03.145	3203	123,045.00	119,354.00	---	3,691.00
GRANT & SCHLSHP ADMIN PS	03.005	3857	115,217.00	109,462.69	---	5,754.31
VIETNAM SURVIVOR SCHLSHIP	03.080	3860	50,000.00	18,361.00	---	31,639.00
VETERANS SURVIVOR GRANT	03.080	4443	250,250.00	191,682.49	---	58,567.51
MIN ENIVRM LITERACY PRG	03.090	4550	32,964.00	31,973.00	---	991.00
PUBLIC SERVICE GRANT PRGM	03.080	8349	131,000.00	84,151.05	---	46,848.95
CROWDER COLLEGE OUTCOMES	03.140	8539	21,190.00	20,554.00	---	636.00
EAST CENTRAL OUTCOMES	03.140	8540	32,011.00	31,051.00	---	960.00
JEFFERSON COLLG OUTCOMES	03.140	8541	23,481.00	22,777.00	---	704.00
METROPOLITAN COM OUTCOMES	03.140	8542	243,376.00	236,075.00	---	7,301.00
MINERAL AREA OUTCOMES	03.140	8543	38,506.00	37,351.00	---	1,155.00
MOBERLY AREA COM OUTCOMES	03.140	8544	31,527.00	30,581.00	---	946.00
NORTH CENTRAL MO OUTCOMES	03.140	8545	15,289.00	14,830.00	---	459.00
OZARKS TECH COM OUTCOMES	03.140	8546	64,118.00	62,194.00	---	1,924.00
ST. CHARLES COM OUTCOMES	03.140	8547	35,979.00	34,900.00	---	1,079.00
ST. LOUIS COM OUTCOMES	03.140	8548	209,971.00	203,672.00	---	6,299.00
STATE FAIR COM OUTCOMES	03.140	8549	40,876.00	39,650.00	---	1,226.00
THREE RIVERS COM OUTCOMES	03.140	8550	20,522.00	19,906.00	---	616.00
M ROSS BARNETT SCHLSHIP (Fund 0131)	03.080	0066	500,000.00	393,533.10	---	106,466.90
QUALITY IMPRVMENT REV E&E (Fund 0537)	03.005	4445	166,869.00	19,129.04	---	147,739.96
ACADEMIC SCHOLARSHIP PRGM (Fund 0840)	03.050	3858	15,676,666.00	14,587,000.00	---	1,089,666.00
ADVANTAGE MISSOURI PRGM (Fund 0856)	03.095	0062	15,000.00	2,621.78	---	12,378.22
OTHER GRANTS/DONATIONS PS (Fund 0925)	03.035	8460	35,340.00	24,969.76	---	10,370.24
OTHER GRANTS/DONATIONS EE (Fund 0925)	03.035	8461	163,915.00	104,188.66	---	59,726.34
OTHER GRANTS/DONATIONS (Fund 0925)	03.035	8463	250,745.00	250,742.00	---	3.00
A+ SCHOOLS PROGRAM (Fund 0955)	03.070	7481	35,000,000.00	32,248,623.82	---	2,751,376.18
AP INCENTIVE GRANTS (Fund 0983)	03.080	8195	100,000.00	17,000.00	---	83,000.00
<b><u>State Colleges and Universities</u></b>						
MO KIDNEY PROGRAM	03.220	0632	1,750,000.00	1,697,500.00	---	52,500.00
STATE HISTORICAL SOCIETY	03.230	0643	1,727,605.00	1,675,777.00	---	51,828.00
MO STATE UNIVERSITY	03.165	0645	70,874,054.00	68,747,832.00	---	2,126,222.00
UNIVERSITY OF CENTRAL MO	03.155	0649	47,621,547.00	46,192,901.00	---	1,428,646.00
SOUTHEAST MO STATE UNIV	03.160	0650	39,194,711.00	38,018,870.00	---	1,175,841.00

**STATE OF MISSOURI  
SUMMARY OF APPROPRIATION ACTIVITY  
GENERAL FUND - GENERAL REVENUE FUNDS  
FOR THE APPROPRIATION YEAR 2014**

	H.B. No.	Appr. No.	Appropriations	Expenditures and Transfers Out	Biennial Rollovers to 2015	Lapse of Appropriations
TRUMAN STATE UNIVERSITY	03.175	0652	35,734,815.00	34,662,771.00	---	1,072,044.00
NORTHWEST MO STATE UNIV	03.180	0656	26,752,181.00	25,949,616.00	---	802,565.00
MO SOUTHERN ST UNIVERSITY	03.185	0659	20,679,721.00	20,059,329.00	---	620,392.00
MO WESTERN ST UNIVERSITY	03.190	0660	19,084,288.00	18,511,759.00	---	572,529.00
LINCOLN UNIVERSITY	03.170	0661	15,757,777.00	15,285,044.00	---	472,733.00
UNIV OF MISSOURI CAMPUSES	03.200	2304	358,151,024.00	347,406,493.00	---	10,744,531.00
MO REHABILITATION CENTER	03.210	2691	10,337,870.00	10,027,734.00	---	310,136.00
LINN STATE TECH COLLEGE	03.150	2733	4,150,111.00	4,025,608.00	---	124,503.00
HARRIS STOWE ST UNIV	03.195	3426	8,584,110.00	8,326,587.00	---	257,523.00
DOCTORATE PHARMACY PRG	03.135	7638	2,000,000.00	1,940,000.00	---	60,000.00
MO FED & STATE TECH PROGM	03.225	8283	340,000.00	329,800.00	---	10,200.00
LINN STATE TECH OUTCOMES	03.140	8551	29,210.00	28,334.00	---	876.00
CENTRAL MO OUTCOMES	03.140	8552	268,973.00	260,904.00	---	8,069.00
SOUTHEAST MO OUTCOMES	03.140	8553	221,155.00	214,520.00	---	6,635.00
MO STATE UNIV OUTCOMES	03.140	8554	495,490.00	480,625.00	---	14,865.00
LINCOLN UNIV OUTCOMES	03.140	8555	66,373.00	64,382.00	---	1,991.00
TRUMAN STATE OUTCOMES	03.140	8556	202,014.00	195,954.00	---	6,060.00
NORTHWEST MO OUTCOMES	03.140	8557	187,591.00	181,963.00	---	5,628.00
MO SOUTHERN OUTCOMES	03.140	8558	115,819.00	112,344.00	---	3,475.00
MO WESTERN OUTCOMES	03.140	8559	107,637.00	104,408.00	---	3,229.00
HARRIS STOWE OUTCOMES	03.140	8560	60,668.00	58,848.00	---	1,820.00
UNIV OF MO OUTCOMES	03.140	8561	2,518,224.00	2,442,677.00	---	75,547.00
OCCUPATIONL THRPY PRG-MSU	03.136	8694	1,325,000.00	1,285,250.00	---	39,750.00
COOP MED SCHL-UM-COLUMBIA	03.137	8695	10,000,000.00	9,700,000.00	---	300,000.00
TRADE SCHL-MSU-THREE RIVR	03.138	8696	150,000.00	145,500.00	---	4,500.00
UMC TELEMEDICINE (Fund 0625)	03.205	4046	437,640.00	437,640.00	---	---
<b><u>DEPARTMENT OF HEALTH AND SENIOR SERVICES</u></b>						
HEALTH LEASING	13.005	4181	1,685,085.00	1,635,842.94	---	49,242.06
REFUNDS	10.630	7328	50,000.00	11,365.94	---	38,634.06
HEALTH STATE OWNED	13.010	7757	635,876.00	635,875.56	---	0.44
REFUNDS (Fund 0276)	10.630	2874	5,000.00	---	---	5,000.00
REFUNDS (Fund 0658)	10.630	2799	15,133.00	14,265.62	---	867.38
REFUNDS (Fund 0899)	10.630	5046	275.00	99.00	---	176.00

**Office of the Director**

DIRECTOR'S OFFICE E&E	10.600	3914	22,132.00	21,468.00	---	664.00
PRIMO PROGRAM	10.660	4172	500,000.00	485,000.00	---	15,000.00
OFC OF MINORITY HLTH PS	10.665	7144	185,165.00	170,303.57	---	14,861.43
OFC OF MINORITY HLTH E&E	10.665	7145	181,024.00	175,511.87	---	5,512.13
NORC	10.600	8291	200,000.00	194,000.00	---	6,000.00
DIRECTOR'S OFFICE PS	10.600	8443	571,888.00	554,731.00	---	17,157.00
PRIMO PROGRAM (Fund 0276)	10.660	3931	650,000.00	649,999.57	---	0.43
PRIMO PROGRAM (Fund 0658)	10.660	3932	1,106,236.00	921,700.00	---	184,536.00
DOH DONATED FUNDS PS (Fund 0658)	10.635	4631	100,999.00	36,573.88	---	64,425.12
DOH DONATED FUNDS E&E (Fund 0658)	10.635	4632	347,596.00	110,957.09	---	236,638.91

**Administration**

ADMIN SHARED EXPENSES E&E	10.615	6805	32,855.00	31,869.00	---	986.00
DIVISION OF ADMIN PS	10.615	7693	202,118.00	196,054.00	---	6,064.00
DIVISION OF ADMIN E&E	10.615	7694	107,846.00	104,611.00	---	3,235.00
DIVISION OF ADMIN E&E (Fund 0276)	10.615	0217	50,000.00	48,500.00	---	1,500.00
DIVISION OF ADMIN E&E (Fund 0899)	10.615	7251	5,000.00	5,000.00	---	---

**Missouri Health Facilities Review**

MHFRC PS	10.725	4176	106,385.00	103,124.33	---	3,260.67
MHFRC E&E	10.725	4177	8,607.00	6,613.79	---	1,993.21

**Division of Community and Public Health**

PUBLIC HEALTH LAB PS	10.675	0219	1,517,678.00	1,472,148.00	---	45,530.00
PUBLIC HEALTH LAB E&E	10.675	0220	422,278.00	409,610.00	---	12,668.00
BRAIN INJURY SERVICES	10.650	0262	861,259.00	835,421.00	---	25,838.00
DIV COMM&PUBLIC HLTH PS	10.640	1215	5,444,531.00	5,246,177.92	---	198,353.08
DIV COMM&PUBLIC HLTH PROG	10.650	1255	2,440,821.00	2,375,659.00	---	65,162.00
MEDICATIONS	10.650	1492	4,526,156.00	4,526,156.00	---	---
HEALTH LAB MEDICAID E&E	10.675	1929	13,426.00	13,023.00	---	403.00
DCPH MEDICAID PS	10.640	1962	755,577.00	735,114.55	---	20,462.45
DCPH PROG MEDICAID	10.650	1968	57,500.00	55,775.00	---	1,725.00
CSHCN PROG MEDICAID	10.650	1998	133,480.00	129,476.00	---	4,004.00
BRAIN INJURY SVS MEDICAID	10.650	1999	146,947.00	142,539.00	---	4,408.00
CORE PUBLIC HLT FUNCTIONS	10.645	3944	2,322,692.00	2,283,216.56	---	39,475.44
GENETICS PROGRAM	10.650	7731	236,382.00	229,291.00	---	7,091.00
SCHL-BASED FLU VAC PRG EE	10.650	8699	200,000.00	193,933.00	---	6,067.00
CHILD W/SPECIAL NEEDS	10.650	9419	833,420.00	808,417.00	---	25,003.00
RADIOLOGCL SHIP INSPECT PS (Fund 0656)	10.640	8241	69,480.00	46,791.91	---	22,688.09
RADIOLOGCL SHIP INSPECT EE (Fund 0656)	10.640	8242	23,785.00	23,504.77	---	280.23
DIV COMM&PUBLIC HLTH PS (Fund 0658)	10.640	1242	178,679.00	13,564.55	---	165,114.45
DIV COMM&PUBLIC HLTH E&E (Fund 0658)	10.640	1244	366,378.00	90,736.77	---	275,641.23
PUBLIC HEALTH LAB PS (Fund 0899)	10.675	7249	16,936.00	16,936.00	---	---
PUBLIC HEALTH LAB E&E (Fund 0899)	10.675	7250	46,368.00	46,346.06	---	21.94
CHILD W/SPECIAL NEEDS (Fund 0950)	10.650	7726	30,000.00	30,000.00	---	---



**STATE OF MISSOURI  
SUMMARY OF APPROPRIATION ACTIVITY  
GENERAL FUND - GENERAL REVENUE FUNDS  
FOR THE APPROPRIATION YEAR 2014**

	H.B. No.	Appr. No.	Appropriations	Expenditures and Transfers Out	Biennial Rollovers to 2015	Lapse of Appropriations
<b><u>Division of Senior and Disability Services</u></b>						
NON-MEDICAID PAS E&E	10.690	0934	799,041.00	795,197.56	---	3,843.44
DIV SENIOR&DISABILITY PS	10.680	1258	1,854,868.00	1,724,132.10	---	130,735.90
DIV SENIOR&DISABILITY E&E	10.680	1259	147,742.00	130,342.27	---	17,399.73
DSDS MEDICAID PS	10.680	2009	5,427,030.00	5,040,061.73	---	386,968.27
DSDS MEDICAID E&E	10.680	2010	583,283.00	486,628.43	---	96,654.57
IN HOME SVS MEDICAID	10.695	2028	232,674,145.00	232,674,141.00	---	4.00
ALZHEIMER'S SERVICE	10.700	2907	500,000.00	342,266.74	---	157,733.26
NATURALIZATION ASSISTANCE	10.685	3274	200,000.00	192,025.91	---	7,974.09
ADULT PROTECTIVE SERV PRG	10.690	3383	284,360.00	274,987.00	---	9,373.00
AAA CONTRACTS	10.705	4519	11,005,720.00	10,675,543.22	---	330,176.78
HCBS REASSESSMENT	10.695	8255	1,264,705.00	274,886.28	---	989,818.72
HCBS ASSESSMENT UNIT PS	10.695	8270	1,215,885.00	1,179,359.84	---	36,525.16
HCBS ASSESSMENT UNIT E&E	10.695	8272	262,660.00	182,631.01	---	80,028.99
HCBS CALL CENTER PS	10.695	8274	243,177.00	235,833.05	---	7,343.95
HCBS CALL CENTER E&E	10.695	8276	13,752.00	3,109.22	---	10,642.78
HCBS REASSESSMENT PS	10.695	8822	235,295.00	235,294.63	---	0.37
<b><u>Division of Regulation and Licensure</u></b>						
DIV OF REG&LICENSURE PS	10.715	1263	7,041,890.00	6,556,216.38	---	485,673.62
DIV OF REG&LICENSURE E&E	10.715	1264	777,075.00	747,031.19	---	30,043.81
DRL MEDICAID PS	10.715	2015	1,416,327.00	1,338,210.83	---	78,116.17
DRL MEDICAID E&E	10.715	2016	91,262.00	83,047.63	---	8,214.37
DIV OF REG&LICENSURE PS (Fund 0276)	10.715	1273	74,114.00	71,191.39	---	2,922.61
DIV OF REG&LICENSURE E&E (Fund 0276)	10.715	1274	10,970.00	10,639.66	---	330.34
<b><u>DEPARTMENT OF TRANSPORTATION</u></b>						
PORT AUTH CI FINANCL ASST	04.540	2619	3,000,000.00	2,909,999.00	---	90,001.00
ELDRLY&DISAB TRAN ASSTIST	04.470	2765	1,194,129.00	1,158,305.00	---	35,824.00
TRANSIT FUNDS FOR STATE	04.460	2817	500,000.00	485,000.00	---	15,000.00
STATE MATCH FOR AMTRAK	04.510	4265	8,900,000.00	8,900,000.00	---	---
ST CHARLES BIKE/PED BRDGE	04.410	8697	50,000.00	48,500.00	---	1,500.00
<b><u>DEPARTMENT OF LABOR AND INDUSTRIAL RELATIONS</u></b>						
DOLIR LEASING	13.005	3229	10,096.00	8,280.86	---	1,815.14
DOLIR STATE OWNED	13.010	7713	58,746.00	58,745.04	---	0.96
STWIDE FMRF EXPENDITURE (Fund 0124)	18.010	8574	12.00	---	12.00	---

**Division of Labor Standards**

CHILD LABOR PS	07.820	8667	45,978.00	34,466.16	---	11,511.84
DLS ADMINISTRATION PS	07.820	8668	107,390.00	98,623.11	---	8,766.89
MINE & CAVE INSPECTION PS	07.820	8669	82,112.00	74,364.50	---	7,747.50
PREVAILING WAGE PS	07.820	8670	300,402.00	225,941.04	---	74,460.96
WAGE AND HOUR PS	07.820	8671	159,895.00	128,122.93	---	31,772.07
DLS ADMINISTRATION E&E	07.820	8672	30,784.00	10,616.97	---	20,167.03
MINE & CAVE INSPECTION E&E	07.820	8673	11,107.00	10,321.11	---	785.89
PREVAILING WAGE E&E	07.820	8674	9,427.00	9,094.79	---	332.21
WAGE AND HOUR E&E	07.820	8675	9,304.00	8,032.13	---	1,271.87

**State Board of Mediation**

BOARD OF MEDIATION PS	07.835	0598	109,948.00	51,483.02	---	58,464.98
BOARD OF MEDIATION E&E	07.835	2324	9,000.00	2,066.64	---	6,933.36

**Division of Worker's Compensation**

LINE OF DUTY COMP E&E (Fund 0939)	07.855	5544	450,000.00	250,000.00	---	200,000.00
-----------------------------------	--------	------	------------	------------	-----	------------

**Commission on Human Rights**

COMM ON HUMAN RIGHTS PS	07.900	5995	505,475.00	485,568.32	---	19,906.68
COMM ON HUMAN RIGHTS E&E	07.900	5997	16,398.00	15,906.00	---	492.00
MLK JR COMMISSION E&E	07.900	8328	30,128.00	29,039.00	---	1,089.00
MLK JR STATE CELEBRTN E&E (Fund 0438)	07.900	8410	5,000.00	---	---	5,000.00

**Labor and Industrial Relations Commission**

INDUSTRIAL COMMISSION PS	07.815	3092	9,516.00	9,231.00	---	285.00
INDUSTRIAL COMMISSION E&E	07.815	3093	1,415.00	1,373.00	---	42.00

**DEPARTMENT OF MENTAL HEALTH**

MENTAL HEALTH LEASING	13.005	0655	1,721,300.00	1,498,094.17	---	223,205.83
REFUNDS	10.030	5519	200,000.00	30,627.62	---	169,372.38
MENTAL HEALTH STATE OWNED	13.010	7751	735,480.00	735,479.88	---	0.12
MENTAL HEALTH INSTIT	13.015	7756	21,058,430.00	21,058,430.00	---	---
STWIDE FMRF EXPENDITURE (Fund 0124)	17.005	8019	9,501,602.00	1,904,028.41	7,597,573.59	---
UNPROGRAMMED M&R (Fund 0124)	17.005	8369	2,313.00	1,562.50	750.50	---
STWIDE FMRF EXPENDITURE (Fund 0124)	18.010	8574	12.00	---	12.00	---
REFUNDS (Fund 0625)	10.030	4419	100.00	---	---	100.00
REFUNDS (Fund 0930)	10.030	4421	150,000.00	---	---	150,000.00

**Office of the Director**

DIRECTOR'S OFFICE PS	10.005	0669	475,919.00	461,641.00	---	14,278.00
DIRECTOR'S OFFICE E&E	10.005	2043	26,123.00	26,123.00	---	---
STAFF TRAINING	10.025	4170	357,495.00	305,624.31	---	51,870.69
OPERATIONAL SUPPORT PS	10.020	5307	4,693,397.00	4,552,595.00	---	140,802.00
OPERATIONAL SUPPORT E&E	10.020	5310	375,403.00	364,141.00	---	11,262.00
HEALTHCARE TECHNOLOGY PS	10.020	6978	60,213.00	58,407.00	---	1,806.00

**STATE OF MISSOURI  
SUMMARY OF APPROPRIATION ACTIVITY  
GENERAL FUND - GENERAL REVENUE FUNDS  
FOR THE APPROPRIATION YEAR 2014**

	H.B. No.	Appr. No.	Appropriations	Expenditures and Transfers Out	Biennial Rollovers to 2015	Lapse of Appropriations
<b><u>Division of Alcohol and Drug Abuse</u></b>						
ADA TREATMENT-MEDICAID MT	10.110	2040	9,226,103.00	9,226,102.35	---	0.65
ADA ADMIN PS	10.100	2149	868,979.00	842,910.00	---	26,069.00
ADA ADMIN E&E	10.100	2150	21,473.00	20,829.00	---	644.00
PREVENTION & EDU SVS PS	10.105	2649	25,988.00	25,208.00	---	780.00
HOUSING	10.055	2792	255,000.00	247,350.00	---	7,650.00
PREVENTION & EDU SVS E&E	10.105	3664	9,000.00	9,000.00	---	---
ADA TREATMENT SERVICES	10.110	4147	26,737,201.00	26,737,201.00	---	---
ADA TREATMENT SVS PS	10.110	4148	512,856.00	497,470.00	---	15,386.00
COMMUNITY 2000	10.105	4649	516,402.00	500,910.00	---	15,492.00
ADA TREATMNT EX-OFFENDERS	10.110	8661	1,000,000.00	969,666.33	---	30,333.67
PREVENTION & EDU SVS E&E (Fund 0625)	10.105	3585	300,000.00	299,993.11	---	6.89
ADA TREATMENT-MEDICAID MT (Fund 0625)	10.110	3587	1,943,479.00	1,943,478.75	---	0.25
ADA TREATMENT SERVICES (Fund 0625)	10.110	3594	100,000.00	100,000.00	---	---
ADA TREATMENT-MEDICAID MT (Fund 0930)	10.110	3765	625,275.00	346,752.83	---	278,522.17
<b><u>Division of Comprehensive Psychiatric Services</u></b>						
MEDICATION COST INCREASES	10.235	0373	12,418,583.00	12,418,583.00	---	---
ADULT COMMUNITY PRGM PS	10.210	1479	27,841.00	27,005.94	---	835.06
YOUTH COMMUNITY PRGM PS	10.225	1481	111,812.00	108,458.00	---	3,354.00
HOMELESS MENTALLY ILL	10.210	1685	496,047.00	481,166.00	---	14,881.00
CPS ADMIN PS	10.200	1844	712,555.00	691,178.00	---	21,377.00
CPS ADMIN E&E	10.200	1845	43,277.00	41,979.00	---	1,298.00
CIVIL COMM LEGAL FEES	10.215	1864	580,000.00	579,969.32	---	30.68
OA CIVIL COMM LEGAL FEES	10.215	1865	132,550.00	110,720.00	---	21,830.00
FORENSIC SUPPORT SVS PS	10.220	1866	739,151.00	716,975.83	---	22,175.17
FORENSIC SUPPORT SVS E&E	10.220	1867	22,765.00	22,082.00	---	683.00
ADULT COMMUNITY PRGM E&E	10.210	2052	319,006.00	309,436.00	---	9,570.00
ADULT COMMUNITY PROGRAM	10.210	2053	30,287,771.00	30,287,771.00	---	---
YOUTH COMMUNITY PRGM E&E	10.225	2056	60,101.00	58,298.00	---	1,803.00
YOUTH COMMUNITY PROGRAM	10.225	2057	11,299,299.00	11,299,299.00	---	---
FULTON STATE HOSPITAL E&E	10.300	2061	6,903,128.00	6,903,128.00	---	---
NW MO PSY REHAB CTR E&E	10.305	2063	1,767,889.00	1,767,889.00	---	---
STL PSY REHAB CTR E&E	10.310	2064	2,536,444.00	2,466,051.00	---	70,393.00
SW MO PSY REHAB CTR E&E	10.315	2065	365,699.00	353,508.98	---	12,190.02
COTTONWOOD TRMT CTR E&E	10.340	2066	331,110.00	321,177.00	---	9,933.00
HAWTHORN PSY HOSPTL E&E	10.335	2067	848,759.00	823,296.00	---	25,463.00
METRO STL PSY CTR E&E	10.320	2068	2,031,715.00	1,970,764.00	---	60,951.00
ADULT COM PRG-MEDICAID MT	10.210	2070	66,899,585.00	66,899,583.57	---	1.43
YOUTH COM PRG-MEDICAID MT	10.225	2071	17,172,512.00	17,172,511.26	---	0.74

SOUTHEAST MO MHC E&E	10.325	2083	2,877,667.00	2,799,301.00	---	78,366.00
CTR FOR BEHAV MED E&E	10.330	2090	2,134,915.00	2,074,468.00	---	60,447.00
SEMO MHC-SORTS PS	10.325	2229	14,209,826.00	13,776,216.84	---	433,609.16
SEMO MHC-SORTS E&E	10.325	2246	3,339,168.00	3,112,558.49	---	226,609.51
SEMO MHC-SORTS OVERTIME	10.325	3206	84,263.00	84,263.00	---	---
SW MO PSY REHAB CTR PS	10.315	4157	2,411,270.00	2,385,017.19	---	26,252.81
HEALTHCARE TECHNOLOGY E&E	10.020	4169	614,811.00	596,367.00	---	18,444.00
SWMO PSY REH MEDICAID E&E	10.315	6765	43,200.00	41,760.00	---	1,440.00
CPS FACILITY SUP PRN-PS	10.205	6766	3,349,201.00	3,349,201.00	---	---
CPS FACILITY SUP PRN-E&E	10.205	6770	50,000.00	48,500.00	---	1,500.00
CPS FS LOSS OF BENEF E&E	10.205	6771	848,128.00	822,684.00	---	25,444.00
OVERTIME PAY PS	10.010	7031	7,134,383.00	7,134,383.00	---	---
FULTON ST HOSP OVERTIME	10.300	7187	889,974.00	889,974.00	---	---
NW MO PSY REHAB OVERTIME	10.305	7188	164,301.00	164,301.00	---	---
STL PSY REHAB OVERTIME	10.310	7190	284,547.00	284,547.00	---	---
SW MO PYS REHAB OVERTIME	10.315	7192	15,209.00	15,209.00	---	---
HAWTHORN HOSP OVERTIME	10.335	7193	63,924.00	63,924.00	---	---
COTTONWOOD TRMT OVERTIME	10.340	7195	19,269.00	19,269.00	---	---
METRO STL PSY OVERTIME	10.320	7197	16,875.00	16,875.00	---	---
SE MO MHC OVERTIME	10.325	7201	161,992.00	161,992.00	---	---
CTR BEHAV MED OVERTIME	10.330	7202	244,709.00	244,709.00	---	---
SEMO - PUB BLDG	10.325	7520	55,593.00	53,925.00	---	1,668.00
CPS HOSPITAL PROVIDER TAX	10.205	7652	16,000,000.00	12,940,348.00	---	3,059,652.00
FULTON-SORTS PS	10.300	7825	5,282,591.00	5,282,591.00	---	---
FULTON-SORTS OVERTIME	10.300	7826	60,991.00	60,991.00	---	---
FULTON-SORTS E&E	10.300	7827	1,083,155.00	1,083,155.00	---	---
ACP INPATIENT REDESIGN	10.210	7828	4,500,000.00	4,500,000.00	---	---
CPS FACILITY SUPPORT-E&E	10.205	7833	2,324,266.00	2,324,265.54	---	0.46
CPS EATING DISORDER E&E	10.210	8055	39,425.00	38,242.00	---	1,183.00
FSH RPLCMNT PLNG & DESIGN	19.009	8725	13,000,000.00	104,000.00	12,896,000.00	---
FULTON STATE HOSPITAL PS	10.300	9381	33,959,713.00	33,959,713.00	---	---
NW MO PSY REHAB CTR PS	10.305	9384	10,374,550.00	10,005,348.00	---	369,202.00
STL PSY REHAB CTR PS	10.310	9385	16,235,130.00	15,742,376.00	---	492,754.00
COTTONWOOD TRMT CTR PS	10.340	9386	999,101.00	969,128.00	---	29,973.00
HAWTHORN PSY HOSPTL PS	10.335	9387	6,031,961.00	5,851,002.00	---	180,959.00
METRO STL PSY CTR PS	10.320	9391	6,424,478.00	6,231,744.00	---	192,734.00
SOUTHEAST MO MHC PS	10.325	9394	16,629,931.00	16,133,439.91	---	496,491.09
CTR FOR BEHAV MED PS	10.330	9395	12,714,086.00	12,329,063.00	---	385,023.00
DMH SUICIDE PREV & LGHTNG (Fund 0124)	17.005	8157	819,848.00	743,180.64	76,667.36	---
ROOFING MANAGEMENT SYSTEM (Fund 0124)	18.008	8732	1,263,480.00	---	1,263,480.00	---
ELECTRICAL IMPROVEMENTS (Fund 0124)	18.009	8733	212,773.00	10,335.39	202,437.61	---
FIRE SAFETY IMPROVEMENTS (Fund 0124)	18.012	8739	6,141,229.00	127,660.60	6,013,568.40	---
HTG VENTALIATION & AC IMP (Fund 0124)	18.013	8740	1,173,000.00	---	1,173,000.00	---
SECURITY IMPROVEMENTS (Fund 0124)	18.016	8742	217,750.00	35,581.46	182,168.54	---
ADULT COM PRG-MEDICAID MT (Fund 0930)	10.210	3766	610,593.00	428,609.43	---	181,983.57
YOUTH COM PRG-MEDICAID MT (Fund 0930)	10.225	3767	1,008,129.00	460,898.01	---	547,230.99

**STATE OF MISSOURI  
SUMMARY OF APPROPRIATION ACTIVITY  
GENERAL FUND - GENERAL REVENUE FUNDS  
FOR THE APPROPRIATION YEAR 2014**

	H.B. No.	Appr. No.	Appropriations	Expenditures and Transfers Out	Biennial Rollovers to 2015	Lapse of Appropriations
<b><u>Division of Developmental Disabilities</u></b>						
ALBANY RO PS	10.500	0460	685,702.00	665,131.00	---	20,571.00
CENTRAL MO RO PS	10.505	0461	843,911.00	818,594.00	---	25,317.00
HANNIBAL RO PS	10.510	0462	736,743.00	714,641.00	---	22,102.00
JOPLIN RO PS	10.515	0463	656,864.00	637,158.00	---	19,706.00
KANSAS CITY RO PS	10.520	0464	1,258,944.00	1,221,176.00	---	37,768.00
KIRKSVILLE RO PS	10.525	0466	416,323.00	403,833.00	---	12,490.00
POPLAR BLUFF RO PS	10.530	0467	624,801.00	606,057.00	---	18,744.00
ROLLA RO PS	10.535	0468	428,106.00	415,263.00	---	12,843.00
SIKESTON RO PS	10.540	0469	701,888.00	680,831.00	---	21,057.00
SPRINGFIELD RO PS	10.545	0470	939,034.00	910,863.00	---	28,171.00
ST LOUIS RO PS	10.550	0471	2,694,719.00	2,613,877.00	---	80,842.00
DD ADMIN PS	10.400	1911	1,369,062.00	1,327,990.00	---	41,072.00
DD ADMIN E&E	10.400	1912	58,645.00	56,886.00	---	1,759.00
COMMUNITY PROGRAMS	10.410	1919	5,239,988.00	5,239,988.00	---	---
AUTISTIC CLIENTS	10.410	1928	3,961,663.00	3,961,663.00	---	---
COMMUNITY PRG-MEDICAID MT	10.410	2072	209,489,003.00	209,489,003.00	---	---
C&F DIRECT SP-MEDICAID MT	10.410	2073	9,942,194.00	9,942,194.00	---	---
ALBANY RO E&E	10.500	2101	107,440.00	104,217.00	---	3,223.00
CENTRAL MO RO E&E	10.505	2102	87,276.00	84,658.00	---	2,618.00
HANNIBAL RO E&E	10.510	2108	147,715.00	143,283.87	---	4,431.13
JOPLIN RO E&E	10.515	2111	157,555.00	152,828.00	---	4,727.00
KANSAS CITY RO E&E	10.520	2112	227,494.00	220,669.00	---	6,825.00
KIRKSVILLE RO E&E	10.525	2113	93,214.00	90,417.88	---	2,796.12
POPLAR BLUFF RO E&E	10.530	2115	91,398.00	88,653.91	---	2,744.09
ROLLA RO E&E	10.535	2116	96,802.00	93,898.00	---	2,904.00
SIKESTON RO E&E	10.540	2117	96,884.00	93,977.00	---	2,907.00
SPRINGFIELD RO E&E	10.545	2118	141,739.00	137,487.00	---	4,252.00
DD COM SUP STAFF PS	10.415	2198	7,704,200.00	7,473,074.00	---	231,126.00
ST LOUIS RO E&E	10.550	2332	308,579.00	299,322.00	---	9,257.00
C & F DIRECTED SUPPORTS	10.410	2770	8,985,485.00	8,985,485.00	---	---
ST ICF-MR REIMB ALLOW	10.405	2780	7,500,000.00	6,750,403.00	---	749,597.00
BELLEFONTAINE MEDICAID EE	10.555	3036	31,037.00	30,106.00	---	931.00
HIGGINSVILLE MEDICAID EE	10.560	3037	22,864.00	22,177.88	---	686.12
MARSHALL HC MEDICAID E&E	10.565	3038	678,732.00	174,025.00	---	504,707.00
NEVADA HC MEDICAID E&E	10.570	3039	67,786.00	65,752.00	---	2,034.00
ST LOUIS DDTTC MEDICAID EE	10.575	3040	1,259,526.00	1,221,740.00	---	37,786.00
SOUTHEAST MO MEDICAID E&E	10.580	3041	13,999.00	13,579.00	---	420.00

ALBANY RO MEDICAID EE	10.500	4492	617.00	598.00	---	19.00
CENTRAL MO RO MEDICAID EE	10.505	4493	617.00	598.00	---	19.00
HANNIBAL RO MEDICAID EE	10.510	4494	617.00	598.00	---	19.00
JOPLIN RO MEDICAID EE	10.515	4495	617.00	598.00	---	19.00
KANSAS CTY RO MEDICAID EE	10.520	4496	617.00	598.00	---	19.00
KIRKSVILLE RO MEDICAID EE	10.525	4497	617.00	598.00	---	19.00
POPLAR BLF RO MEDICAID EE	10.530	4498	617.00	598.00	---	19.00
ROLLA RO MEDICAID EE	10.535	4501	617.00	598.00	---	19.00
SIKESTON RO MEDICAID EE	10.540	4504	617.00	598.00	---	19.00
SPRINGFL RO MEDICAID EE	10.545	4507	617.00	598.00	---	19.00
ST LOUIS RO MEDICAID EE	10.550	4510	617.00	598.00	---	19.00
MARSHALL HC MEDICAID PS	10.565	5540	4,948,425.00	3,965,951.00	---	982,474.00
ST LOUIS DDTM MEDICAID PS	10.575	5541	4,470,606.00	4,336,488.00	---	134,118.00
DD COMMUNITY PROGRAMS PS	10.410	7426	573,707.00	556,496.00	---	17,211.00
DD COMMUNITY PROGRAMS E&E	10.410	7427	31,425.00	30,482.00	---	943.00
DD POOL MEDICAID PS	10.405	7936	35,823.00	34,748.00	---	1,075.00
DD POOL MEDICAID E&E	10.405	7937	757,156.00	734,441.00	---	22,715.00
DD POOL MEDICAID PRG	10.405	7938	49,500.00	48,015.00	---	1,485.00
BELLEFONTAINE MEDICAID PS	10.555	7940	5,854,315.00	5,678,686.00	---	175,629.00
BELLEFONTAINE MED OVRTIME	10.555	7941	906,603.00	906,603.00	---	---
NW COMMUNITY SRVS MED-PS	10.560	7943	2,936,192.00	2,848,106.00	---	88,086.00
HIGGINSVILLE HC MED PS	10.560	7945	1,588,663.00	1,541,003.00	---	47,660.00
HIGGINSVILLE HC MED OVT	10.560	7946	387,765.00	387,765.00	---	---
MARSHALL COMM MED SVS PS	10.565	7949	2,326,256.00	1,959,244.00	---	367,012.00
MARSHALL COMM MED SVS E&E	10.565	7950	22,200.00	21,534.00	---	666.00
MARSHALL HC MEDICIAD OVT	10.565	7951	724,813.00	724,813.00	---	---
NEVADA HC MEDICAID PS	10.570	7953	2,147,856.00	2,083,420.00	---	64,436.00
NEVADA HC MEDICAID OT	10.570	7954	9,145.00	9,144.73	---	0.27
SE MO RES SVCS MED PS	10.580	7955	1,832,676.00	1,777,696.00	---	54,980.00
SOUTHEAST MO MED RES OT	10.580	7957	185,949.00	185,949.00	---	---
AUTISM REGIONAL PROJECTS	10.410	8307	7,524,901.00	7,524,901.00	---	---
DD COM PRG-MEDICAID MT (Fund 0930)	10.410	3768	25,175,034.00	11,204,114.40	---	13,970,919.60
DD WAITING LIST EQUITY TR (Fund 0986)	10.410	8206	10,000.00	---	---	10,000.00

**DEPARTMENT OF NATURAL RESOURCES**

DNR LEASING	13.005	4305	305,346.00	293,036.66	---	12,309.34
DNR STATE OWNED	13.010	7688	309,483.00	309,482.61	---	0.39
SULLIVAN COUNTY LAKE PROJ	19.017	8749	4,000,000.00	1,441,430.30	2,558,569.70	---
REFUND ACCOUNTS (Fund 0656)	06.315	7799	250.00	---	---	250.00
REFUND ACCOUNTS (Fund 0667)	06.315	7491	2,039.00	---	---	2,039.00
REFUND ACCOUNTS (Fund 0730)	06.315	5261	165.00	---	---	165.00
REFUND ACCOUNTS (Fund 0935)	06.315	7846	4,500.00	---	---	4,500.00

**STATE OF MISSOURI  
SUMMARY OF APPROPRIATION ACTIVITY  
GENERAL FUND - GENERAL REVENUE FUNDS  
FOR THE APPROPRIATION YEAR 2014**

	H.B. No.	Appr. No.	Appropriations	Expenditures and Transfers Out	Biennial Rollovers to 2015	Lapse of Appropriations
<b><u>Department Operations</u></b>						
DEPT OPERATIONS PS	06.200	1804	191,744.00	185,370.94	---	6,373.06
DEPT OPERATIONS E&E	06.200	1807	124,095.00	120,372.00	---	3,723.00
<b><u>Water Resources Center</u></b>						
WATER RESOURCES PS	06.210	5245	1,395,125.00	1,296,954.27	---	98,170.73
WATER RESOURCES E&E	06.210	5246	1,569,772.00	1,522,679.00	---	47,093.00
CLARENCE CANNON PAYMENT (Fund 0174)	06.220	2916	626,124.00	606,593.14	---	19,530.86
<b><u>Division of Energy</u></b>						
ENERGY EFFICIENT SERVICES (Fund 0667)	06.205	2469	7,000,000.00	2,077,014.50	---	4,922,985.50
ENERGY DIV OPERATING PS (Fund 0667)	06.205	2702	702,026.00	638,644.72	---	63,381.28
ENERGY DIV OPERATING E&E (Fund 0667)	06.205	2703	89,970.00	70,163.15	---	19,806.85
ENERGY EFFICIENT SERV ENC (Fund 0667)	06.205	8535	15,000,000.00	---	---	15,000,000.00
ENERGY DIV OPERATING PS (Fund 0730)	06.205	1896	3,538.00	---	---	3,538.00
ENERGY EFFICIENT SERVICES (Fund 0730)	06.205	5459	25,000.00	13,811.65	---	11,188.35
ENERGY DIV OPERATING PS (Fund 0935)	06.205	6784	103,294.00	25,620.79	---	77,673.21
ENERGY DIV OPERATING E&E (Fund 0935)	06.205	6785	32,050.00	15,953.28	---	16,096.72
ENERGY EFFICIENT SERVICES (Fund 0935)	06.205	6811	2,100,000.00	79,562.95	---	2,020,437.05
ENERGY EFFICIENT SERV ENC (Fund 0935)	06.205	8756	3,000,000.00	---	---	3,000,000.00
<b><u>Division of Environmental Quality</u></b>						
SOLID WASTE FORFEITURES	06.230	4303	16,387.00	1,781.44	---	14,605.56
REGIONAL OFFICES PS	06.230	5340	2,242,261.00	2,221,533.57	---	20,727.43
REGIONAL OFFICES E&E	06.230	5349	197,891.00	197,863.79	---	27.21
ENVIRONMENTAL SVS PS	06.230	5406	1,039,787.00	995,553.13	---	44,233.87
ENVIRONMENTAL SVS E&E	06.230	5417	397,949.00	397,949.00	---	---
WATER PROTECTION PRG PS	06.230	7172	386,476.00	374,816.22	---	11,659.78
WATER PROTECTION PRG E&E	06.230	7176	166,506.00	161,511.00	---	4,995.00
SOLID WASTE FORFEITURES (Fund 0198)	06.230	4304	424,073.00	2,360.00	---	421,713.00
HAZARDOUS WASTE PS (Fund 0656)	06.230	6841	41,086.00	38,843.88	---	2,242.12
HAZARDOUS WASTE E&E (Fund 0656)	06.230	6842	203,182.00	63,317.29	---	139,864.71
ENVIRONMENTAL SVS PS (Fund 0656)	06.230	7847	12,533.00	9,654.54	---	2,878.46
ENVIRONMENTAL SVS E&E (Fund 0656)	06.230	7848	19,920.00	18,958.15	---	961.85

**Missouri Geological Survey**

DGLS OPERATION PS	06.260	2395	781,648.00	758,199.00	---	23,449.00
DGLS OPERATION E&E	06.260	2396	223,280.00	216,582.00	---	6,698.00
CORNER RESTOR CONTRACT EE	06.260	8663	30,000.00	---	---	30,000.00
ABTMNT REMVAL & REMDIATN (Fund 0124)	18.007	8731	418,470.00	18,834.00	399,636.00	---
ROOFING MANAGEMENT SYSTEM (Fund 0124)	18.008	8732	352,788.00	16,460.60	336,327.40	---
PLUMBING IMPROVEMENTS (Fund 0124)	18.014	8741	236,519.00	10,565.40	225,953.60	---

**Missouri State Parks**

PARKS-M&R,RENOVATN,CONSTR	19.018	8728	20,000,000.00	2,200,985.20	17,799,014.80	---
---------------------------	--------	------	---------------	--------------	---------------	-----

**DEPARTMENT OF PUBLIC SAFETY**

PUBLIC SAFETY LEASING	13.005	6075	88,987.00	83,090.33	---	5,896.67
PUBLIC SAFETY STATE OWNED	13.010	7728	236,203.00	236,202.62	---	0.38
STWIDE FMRF EXPENDITURE (Fund 0124)	17.005	8019	117,041.00	75,861.36	41,179.64	---
STWIDE FMRF EXPENDITURE (Fund 0124)	18.010	8574	2,000,012.00	83,424.84	1,916,587.16	---

**Office of the Director**

DIRECTOR ADMIN PS	08.005	1097	685,208.00	683,361.55	---	1,846.45
INTERNET SEX CRIME PS	08.027	2941	23,900.00	10,068.32	---	13,831.68
INTERNET SEX CRIME E&E	08.027	2951	5,000.00	2,859.27	---	2,140.73
MPS OFCR MEDAL VALOR EE	08.070	2992	326.00	316.00	---	10.00
FORENSIC EXAMS	08.045	3168	1,600,000.00	1,402,669.12	---	197,330.88
INTERNET SEX CRM TSF GNTS	08.027	3231	1,471,100.00	1,427,347.37	---	43,752.63
DIRECTOR ADMIN E&E	08.005	8094	139,631.00	80,572.05	---	59,058.95
DRUG TASK FORCES	08.005	8562	1,965,500.00	1,905,083.80	---	60,416.20
DEVELOP CCW ISSUANCE SYS	08.026	8707	2,000,000.00	1,992,110.96	---	7,889.04
DRUG TASK FORCES PS	08.005	8779	24,500.00	13,245.02	---	11,254.98
DRUG TASKS FORCES E&E	08.005	8780	10,000.00	2,441.63	---	7,558.37

**Division of Fire Safety**

F S ADMIN PS	08.155	1103	2,063,624.00	1,938,381.93	---	125,242.07
F S ADMIN E&E	08.155	1107	489,289.00	475,254.88	---	14,034.12
FIREFIGHTER TRAINING	08.165	7496	200,000.00	194,000.00	---	6,000.00

**Capitol Police**

CAPITOL POLICE PS	08.075	3300	1,289,917.00	1,238,603.58	---	51,313.42
CAPITOL POLICE E&E	08.075	3301	84,692.00	84,691.47	---	0.53

**State Highway Patrol**

SHP TECHNICAL SERVICE PS	08.130	0628	363,013.00	326,451.94	---	36,561.06
SHP ENFORCEMENT PS	08.090	1134	8,241,055.00	7,753,925.46	---	487,129.54
SHP ENFORCEMENT E&E	08.090	1139	808,528.00	753,353.68	---	55,174.32
STATE WATER PATROL PS	08.095	1171	3,815,353.00	3,681,626.21	---	133,726.79
STATE WATER PATROL E&E	08.095	1175	227,443.00	193,625.69	---	33,817.31



**STATE OF MISSOURI  
SUMMARY OF APPROPRIATION ACTIVITY  
GENERAL FUND - GENERAL REVENUE FUNDS  
FOR THE APPROPRIATION YEAR 2014**

	H.B. No.	Appr. No.	Appropriations	Expenditures and Transfers Out	Biennial Rollovers to 2015	Lapse of Appropriations
ST HWY PATROL LEASING	13.005	2006	49,836.00	48,230.30	---	1,605.70
SHP TECHNICAL SERVICE E&E	08.130	2283	37,298.00	36,131.10	---	1,166.90
GASOLINE PURCHASE	08.100	2335	448,547.00	435,091.00	---	13,456.00
SHP ACADEMY PS	08.115	2338	78,750.00	66,645.50	---	12,104.50
SHP NON HWY DUTIES PS	08.090	4336	1,046,352.00	658,629.50	---	387,722.50
SHP NON HWY DUTIES E&E	08.090	4337	43,422.00	42,119.00	---	1,303.00
CRIME LABS PS	08.110	4342	2,125,710.00	1,964,313.55	---	161,396.45
CRIME LABS E&E	08.110	4343	452,866.00	439,279.99	---	13,586.01
FRINGE BENEFITS PS	08.085	4344	10,738,510.00	9,367,905.90	---	1,370,604.10
FRINGE BENEFITS E&E	08.085	4347	949,707.00	878,322.78	---	71,384.22
SHP ADMIN E&E	08.080	4368	3,395.00	3,157.00	---	238.00
SHP ADMIN PS	08.080	6327	246,263.00	186,657.23	---	59,605.77
DPS-SHP INSTIT	13.015	7741	274,204.00	274,204.00	---	---
INTERFACE CCW SYS & MULES	08.130	8708	100,000.00	6,750.00	---	93,250.00
SHP ACADEMY E&E (Fund 0674)	08.115	3441	581,717.00	293,273.78	---	288,443.22
SHP ACADEMY PS (Fund 0674)	08.115	6328	98,726.00	83,520.08	---	15,205.92
FRINGE BENEFITS PS (Fund 0674)	08.085	6329	76,025.00	59,771.43	---	16,253.57
FRINGE BENEFITS E&E (Fund 0674)	08.085	6330	6,427.00	6,392.74	---	34.26
DPS-SHP INSTIT (Fund 0674)	13.015	7747	28,611.00	28,611.00	---	---
HP PERSONAL EQUIPMENT E&E (Fund 0793)	08.135	7045	65,000.00	6,162.44	---	58,837.56
<b><u>Alcohol and Tobacco Control</u></b>						
REFUND UNUSED STICKERS	08.150	1161	55,000.00	17,833.33	---	37,166.67
ALCOHOL & TOBACCO CNTR PS	08.145	5283	744,210.00	729,443.70	---	14,766.30
ALCOHOL & TOBACCO CNTR EE	08.145	5284	87,992.00	74,973.58	---	13,018.42
ALCOHOL & TOBACCO CNTR PS (Fund 0625)	08.145	3650	110,707.00	89,779.19	---	20,927.81
ALCOHOL & TOBACCO CNTR EE (Fund 0625)	08.145	3651	33,046.00	23,224.45	---	9,821.55
<b><u>Adjutant General</u></b>						
A G ADMIN PS	08.235	1226	1,015,039.00	984,085.72	---	30,953.28
A G ADMIN E&E	08.235	1228	95,319.00	92,459.00	---	2,860.00
A G FIELD SUPPORT PS	08.250	1229	679,290.00	657,854.43	---	21,435.57
A G FIELD SUPPORT E&E	08.250	1231	179,899.00	174,502.00	---	5,397.00
DPS-ADJ GEN INSTIT	13.025	3665	1,231,518.00	1,194,572.00	---	36,946.00
A G AIR SEARCH & RESCUE	08.275	3984	11,535.00	11,188.75	---	346.25
CONTRACT SERVICES PS	08.270	4502	426,309.00	413,215.40	---	13,093.60
CONTRACT SERVICES E&E	08.270	4503	19,856.00	19,260.00	---	596.00
NATIONAL GUARD TRUST E&E	08.240	4527	1,766,802.00	1,713,798.00	---	53,004.00

ABTMNT REMVAL & REMDIATN (Fund 0124)	18.007	8731	4,683,459.00	132,027.00	4,551,432.00	---	---
ELEVATOR IMPROVEMENTS (Fund 0124)	18.011	8738	370,960.00	4,224.00	366,736.00	---	---
HTG VENTALIATION & AC IMP (Fund 0124)	18.013	8740	714,100.00	34,165.52	679,934.48	---	---
ADJ GEN M&R NAT GUARD FAC (Fund 0124)	18.045	8743	5,200,000.00	149,087.25	5,050,912.75	---	---
<b><u>State Emergency Management Agency</u></b>							
A G SEMA PS	08.280	1237	1,198,237.00	1,194,136.38	---	---	4,100.62
A G SEMA E&E	08.280	1241	187,829.00	180,636.96	---	---	7,192.04
STATE AGENCY DISASTERS	08.290	3166	3,430,010.00	560,004.25	---	---	2,870,005.75
SEMA GRANT	08.290	3299	27,143,999.00	10,987,089.00	---	---	16,156,910.00
STATE AGENCY DISASTERS PS	08.290	8145	25,000.00	23,128.22	---	---	1,871.78
<b><u>Missouri Gaming Commission</u></b>							
HORSE RACING BREEDERS (Fund 0605)	08.210	3295	5,000.00	4,000.00	---	---	1,000.00
<b><u>DEPARTMENT OF REVENUE</u></b>							
REVENUE LEASING	13.005	6090	656,800.00	606,728.20	---	---	50,071.80
REVENUE STATE OWNED	13.010	7666	1,372,366.00	1,353,230.92	---	---	19,135.08
REVENUE STATE OWNED (Fund 0124)	13.010	7667	581,755.00	581,505.92	---	---	249.08
<b><u>Legal Services</u></b>							
LEGAL SERV PS	04.020	1739	1,394,061.00	1,352,202.62	---	---	41,858.38
LEGAL SERV E&E	04.020	1740	144,334.00	139,996.67	---	---	4,337.33
HWY COLL LEGAL SERV PS	04.005	1766	1,140,587.00	1,053,992.54	---	---	86,594.46
<b><u>Administration Division</u></b>							
POSTAGE	04.025	0075	3,764,817.00	3,764,817.00	---	---	---
ADMINISTRATION PS	04.025	1751	1,160,081.00	1,125,250.13	---	---	34,830.87
ADMINISTRATION E&E	04.025	1752	216,110.00	209,124.97	---	---	6,985.03
HWY COLL ADMIN PS	04.005	1768	1,492,921.00	1,391,558.88	---	---	101,362.12
HWY COLL POSTAGE	04.005	1770	755,388.00	755,388.00	---	---	---
HWY COLL-POSTAGE DL	04.005	7880	470,560.00	470,560.00	---	---	---
ADMINISTRATION PS (Fund 0169)	04.025	3646	25,079.00	24,646.06	---	---	432.94
ADMINISTRATION E&E (Fund 0169)	04.025	3647	2,589,841.00	1,469,755.29	---	---	1,120,085.71
<b><u>MV/DL Division</u></b>							
MV/DL PS	04.015	1710	359,937.00	348,890.87	---	---	11,046.13
MV/DL E&E	04.015	1711	284,341.00	275,808.71	---	---	8,532.29
HWY COLL MV/DL PS	04.005	1762	4,102,781.00	3,568,010.63	---	---	534,770.37
HWY COLL MV/DL E&E	04.005	1763	1,759,766.00	1,706,973.00	---	---	52,793.00
EMBLEM USE FEE DISTRIB	04.055	3693	1,000.00	400.00	---	---	600.00

**STATE OF MISSOURI**  
**SUMMARY OF APPROPRIATION ACTIVITY**  
**GENERAL FUND - GENERAL REVENUE FUNDS**  
**FOR THE APPROPRIATION YEAR 2014**

	H.B. No.	Appr. No.	Appropriations	Expenditures and Transfers Out	Biennial Rollovers to 2015	Lapse of Appropriations
<b><u>Taxation Division</u></b>						
DELINQUENT COLLECTN FEES	04.040	0096	3,510,000.00	3,223,205.08	---	286,794.92
GR REFUNDS (REG)	04.060	1243	1,312,000,000.00	1,278,421,946.92	---	33,578,053.08
TAXATION PS	04.010	1691	20,078,529.00	19,222,453.63	---	856,075.37
TAXATION E&E	04.010	1692	2,167,552.00	1,525,085.82	---	642,466.18
TAXATION MTC DUES EE	04.010	1695	154,851.00	150,205.00	---	4,646.00
HWY COLL TAX PS	04.005	1760	593,175.00	568,476.90	---	24,698.10
COUNTY STOCK INSUR TAX	04.095	2705	660,700.00	81,573.00	---	579,127.00
COUNTY FILING FEES	04.045	7024	465,000.00	272,900.50	---	192,099.50
DEBT OFFSET TAX CREDITS	04.100	7323	260,000.00	99,150.35	---	160,849.65
INTEGRATED TAX SYSTEM EE	04.010	7956	29,200,000.00	25,835,025.89	---	3,364,974.11
<b><u>State Tax Commission</u></b>						
STATE TAX COMMISSION PS	04.030	0083	2,263,677.00	2,203,807.15	---	59,869.85
ASSESSMENT MAINTENANCE	04.035	1044	9,843,804.00	9,843,804.00	---	---
STATE TAX COMMISSION E&E	04.030	2138	246,569.00	240,670.00	---	5,899.00
AG LAND USE STUDY E&E	04.030	3460	3,876.00	3,760.00	---	116.00
<b><u>DEPARTMENT OF SOCIAL SERVICES</u></b>						
SOCIAL SERVICES LEASING	13.005	1434	9,418,722.00	9,120,321.30	---	298,400.70
SOCIAL SRVS STATE OWNED	13.010	7759	4,987,260.00	4,985,045.95	---	2,214.05
SOCIAL SERVICES INSTIT	13.015	7769	2,828,559.00	2,828,559.00	---	---
STWIDE FMRF EXPENDITURE (Fund 0124)	17.005	8019	1,146,243.00	888,612.91	257,630.09	---
STWIDE FMRF EXPENDITURE (Fund 0124)	18.010	8574	12.00	---	12.00	---
<b><u>Office of the Director</u></b>						
OFFICE OF DIRECTOR PS	11.005	4333	106,261.00	103,073.00	---	3,188.00
OFFICE OF DIRECTOR E&E	11.005	4334	35,716.00	34,645.00	---	1,071.00
MO MEDICAID AUD & COMP PS	11.020	7963	1,199,605.00	1,163,584.64	---	36,020.36
MO MEDICAID AUD & COMP EE	11.020	7964	503,160.00	488,065.00	---	15,095.00
CASE MANAGEMENT SYSTEM	11.025	8045	316,250.00	225,000.00	---	91,250.00
HUMAN RESOURCE CENTER PS	11.015	9948	273,474.00	265,270.00	---	8,204.00
HUMAN RESOURCE CENTER E&E	11.015	9949	11,762.00	11,409.00	---	353.00
OFFICE OF DIRECTOR PS (Fund 0169)	11.005	3577	30,633.00	30,633.00	---	---
OFFICE OF DIRECTOR E&E (Fund 0169)	11.005	3590	13,441.00	---	---	13,441.00
MO MEDICAID AUD & COMP PS (Fund 0974)	11.020	7967	349,292.00	---	---	349,292.00
MO MEDICAID AUD & COMP EE (Fund 0974)	11.020	7968	82,087.00	---	---	82,087.00
REC AUDIT & COMPL CONTR (Fund 0974)	11.030	8018	1,200,000.00	136,915.35	---	1,063,084.65
MEDICAID ERROR PREVNT (Fund 0974)	11.035	8047	5,000,000.00	---	---	5,000,000.00

**Division of Finance and Administrative****Services**

DELINQUENT CHLIDREN	11.055	0738	1,900,000.00	1,463,756.00	---	436,244.00
FINANCE & ADMIN SRVS PS	11.040	3050	1,802,352.00	1,748,281.00	---	54,071.00
FINANCE & ADMIN SRVS E&E	11.040	3058	408,190.00	395,944.00	---	12,246.00
FINANCE & ADMIN SRVS PS (Fund 0169)	11.040	3113	48,622.00	35,163.48	---	13,458.52
FINANCE & ADMIN SRVS E&E (Fund 0169)	11.040	3114	12,513.00	---	---	12,513.00
RECPT & DISBRSMT REFUNDS (Fund 0885)	11.050	6931	2,650,000.00	2,422,696.61	---	227,303.39

**Division of Legal Services**

LEGAL SERVICES PS	11.060	6353	1,650,707.00	1,601,186.00	---	49,521.00
LEGAL SERVICES E&E	11.060	6354	36,090.00	35,007.00	---	1,083.00
LEGAL SERVICES PS (Fund 0169)	11.060	2790	167,718.00	167,532.62	---	185.38

**Family Support Division**

DOMESTIC VIOLENCE	11.155	0766	4,750,000.00	4,607,500.00	---	142,500.00
ADULT SUPPLEMENTATION	11.115	1403	38,665.00	35,222.00	---	3,443.00
SVS FOR VISUALLY IMPAIRED	11.165	1415	1,578,544.00	1,531,188.00	---	47,356.00
SUPPLEMENTAL NURSING CARE	11.120	2423	24,930,575.00	24,425,723.00	---	504,852.00
BLIND ADMIN PS	11.160	3401	813,351.00	788,847.51	---	24,503.49
BLIND ADMIN E&E	11.160	3402	141,209.00	136,969.00	---	4,240.00
TEMPORARY ASSISTANCE	11.110	3596	10,232,291.00	10,231,952.13	---	338.87
CSE COUNTY REIMBURSEMENT	11.180	3689	1,957,744.00	1,899,012.00	---	58,732.00
EBT E&E	11.080	5255	2,049,598.00	1,864,607.90	---	184,990.10
COMMUNITY PARTNERSHIP PS	11.100	5650	95,486.00	92,619.90	---	2,866.10
COMMUNITY PARTNERSHIP	11.100	5651	523,800.00	508,086.00	---	15,714.00
MO MENTORING PARTNERSHIP	11.100	5823	508,700.00	493,439.00	---	15,261.00
CSE FIELD STAFF/OPS E&E	11.175	6261	2,695,643.00	2,614,774.00	---	80,869.00
FAMILY SUPPORT ADMIN PS	11.065	6269	649,326.00	629,840.67	---	19,485.33
FAMILY SUPPORT ADMIN E&E	11.065	6270	8,944.00	8,676.00	---	268.00
IM FIELD STAFF/OPS PS	11.070	6280	16,013,364.00	15,532,962.69	---	480,401.31
IM FIELD STAFF/OPS E&E	11.070	6281	2,849,915.00	2,764,418.00	---	85,497.00
FAMILY SUP STAFF TRNG	11.075	6290	120,950.00	117,321.00	---	3,629.00
COMMUNITY WORK SUPPORT	11.110	8308	100,000.00	97,000.00	---	3,000.00
ELGBLTY & ENRLLMNT SYS	11.095	8479	7,199,437.00	6,983,454.00	---	215,983.00
FAMIS	11.090	9325	1,112,184.00	1,078,818.00	---	33,366.00
CSE MEDIATION E&E (Fund 0169)	11.175	0931	522,750.00	335,850.00	---	186,900.00
IM FIELD STAFF/OPS PS (Fund 0169)	11.070	0939	421,239.00	---	---	421,239.00
IM FIELD STAFF/OPS E&E (Fund 0169)	11.070	0958	175,396.00	---	---	175,396.00
CSE COUNTY REIMBURSEMENT (Fund 0169)	11.180	2325	1,263,424.00	---	---	1,263,424.00
CSE FIELD STAFF/OPS PS (Fund 0169)	11.175	6267	6,250,619.00	3,318,674.02	---	2,931,944.98
CSE FIELD STAFF/OPS E&E (Fund 0169)	11.175	6268	1,824,459.00	682,992.92	---	1,141,466.08
FAMILY SUPPORT ADMIN PS (Fund 0169)	11.065	6275	1,378,783.00	1,074,356.97	---	304,426.03
FAMILY SUPPORT ADMIN E&E (Fund 0169)	11.065	6276	133,977.00	---	---	133,977.00

**STATE OF MISSOURI  
SUMMARY OF APPROPRIATION ACTIVITY  
GENERAL FUND - GENERAL REVENUE FUNDS  
FOR THE APPROPRIATION YEAR 2014**

	H.B. No.	Appr. No.	Appropriations	Expenditures and Transfers Out	Biennial Rollovers to 2015	Lapse of Appropriations
<b><u>Children's Division</u></b>						
RESIDENTIAL TREATMENT SVS	11.220	0032	38,442,811.00	38,442,811.00	---	---
CASE MANAGEMENT CONTRACTS	11.235	1050	17,206,315.00	16,912,427.76	---	293,887.24
CHILD ASSESSMENT CENTERS	11.255	1386	1,498,952.00	1,444,363.71	---	54,588.29
CHILD ABUSE&NEGLECT PRVNT	11.215	3448	1,190,000.00	1,061,486.16	---	128,513.84
PURCHASE OF CHILD CARE	11.285	3592	66,242,684.00	60,060,109.63	---	6,182,574.37
ADOPTION RESOURCE CENTERS	11.245	4354	100,000.00	94,600.44	---	5,399.56
FOSTER CARE	11.220	4856	34,660,448.00	34,660,448.00	---	---
CHILDREN'S TREATMENT SVS	11.210	4861	10,125,840.00	10,125,840.00	---	---
ADOP/GUARDIANSHIP SUBSIDY	11.240	5701	55,314,768.00	55,314,768.00	---	---
CHILDREN'S ADMIN PS	11.195	6292	761,881.00	739,020.00	---	22,861.00
CHILDREN'S ADMIN E&E	11.195	6295	44,741.00	43,399.00	---	1,342.00
CHILD FIELD STAFF/OPS PS	11.200	6301	28,071,855.00	27,229,439.11	---	842,415.89
CHILD FIELD STAFF/OPS E&E	11.200	6302	1,925,550.00	1,867,777.50	---	57,772.50
CHILDREN'S STAFF TRNG	11.205	6307	750,989.00	728,143.07	---	22,845.93
CRISIS CARE	11.210	6861	2,050,000.00	1,622,925.36	---	427,074.64
TRANSITIONAL LIVING	11.250	6867	2,097,584.00	2,068,684.66	---	28,899.34
TUITION WAIVER PROGRAM	11.230	7931	188,848.00	165,504.00	---	23,344.00
FOSTER PARENT TRAINING	11.225	8140	403,479.00	246,797.23	---	156,681.77
FOSTER CARE OUTDOOR PRGRM	11.220	8293	76,220.00	73,933.00	---	2,287.00
HANDS UP PILOT PROGRAM	11.285	8341	40,000.00	---	---	40,000.00
PURCHASE OF CHILD CARE PS	11.285	8362	15,218.00	14,729.57	---	488.43
SOCIAL INNOVATION GRANTS	11.221	8651	1,000,000.00	---	---	1,000,000.00
RECRUIT & RETENT PROG E&E	11.200	8701	572,787.00	444,483.00	---	128,304.00
FOSTER CARE&ADOPT PARENTS (Fund 0979)	11.220	8085	5,000.00	---	---	5,000.00
<b><u>Division of Youth Services</u></b>						
JUVENILE COURT DIVERSION	11.300	0225	3,579,486.00	3,281,587.08	---	297,898.92
YOUTH SERVICES ADMIN PS	11.290	1421	1,246,773.00	1,209,365.99	---	37,407.01
YOUTH SERVICES ADMIN E&E	11.290	1422	91,894.00	89,137.00	---	2,757.00
YOUTH TREATMENT PRGM PS	11.295	1743	16,069,059.00	15,586,892.32	---	482,166.68
YOUTH TREATMENT PRGM E&E	11.295	1744	911,093.00	883,760.00	---	27,333.00
YOUTH TRT PRG OVERTIME PS	11.295	4328	856,698.00	830,995.92	---	25,702.08
ROOFING MANAGEMENT SYSTEM (Fund 0124)	18.008	8732	314,669.00	87,584.25	227,084.75	---
ELECTRICAL IMPROVEMENTS (Fund 0124)	18.009	8733	345,709.00	2,115.99	343,593.01	---
HTG VENTALIATION & AC IMP (Fund 0124)	18.013	8740	2,178,932.00	86,988.47	2,091,943.53	---

**MO HealthNet Division**

WOMEN & MINORITY OUTREACH	11.410	1389	546,125.00	529,741.00	---	16,384.00
HOSPITAL CARE	11.510	1432	60,496,442.00	57,334,056.82	---	3,162,385.18
MO HLTHNET SUPP POOL	14.350	1433	1,775,416.00	1,775,415.99	---	0.01
INFORMATION SYSTEMS	11.420	1438	4,838,940.00	4,693,772.00	---	145,168.00
MANAGED CARE	11.505	1783	325,095,339.00	316,390,296.49	---	8,705,042.51
HOME HEALTH	11.475	1797	2,305,703.00	2,160,383.17	---	145,319.83
PHARMACY	11.440	2525	68,045,434.00	68,045,434.00	---	---
CHILDREN'S HLTH INS PRGM	11.555	2866	30,607,523.00	30,607,055.00	---	468.00
PAGER PILOT	11.510	3361	150,000.00	---	---	150,000.00
MISSOURI RX PLAN E&E	11.440	4235	6,370,046.00	5,967,917.59	---	402,128.41
PACE	11.475	4422	2,545,837.00	2,545,837.00	---	---
MONITORING PROGRAM	11.510	4424	100,000.00	---	---	100,000.00
WOMEN'S HEALTH SRVC	11.550	4511	1,259,044.00	1,259,044.00	---	---
FQHC DISTRIBUTION	11.520	4868	1,500,000.00	1,356,900.00	---	143,100.00
NON-EMERGENCY TRANSPORT	11.490	5928	13,340,917.00	12,707,897.87	---	633,019.13
SCHOOL DISTRICT CLAIMING	11.595	6225	69,954.00	69,954.00	---	---
MO HEALTHNET ADMIN PS	11.400	6376	2,742,689.00	2,658,809.41	---	83,879.59
MO HEALTHNET ADMIN E&E	11.400	6377	785,868.00	762,291.99	---	23,576.01
NURSING FACILITIES	11.475	6472	149,986,646.00	149,986,646.00	---	---
CLINICAL SRVC MGMT	11.405	6764	476,154.00	461,869.00	---	14,285.00
PHARMACY-MED D-CLAWBACK	11.440	7238	200,480,745.00	200,480,744.84	---	0.16
PHYSICIAN RELATED PROF	11.460	8196	218,144,516.00	218,142,232.97	---	2,283.03
DENTAL	11.465	8198	5,790,494.00	5,177,029.76	---	613,464.24
PREMIUM PAYMENTS	11.470	8200	67,609,776.00	67,609,195.48	---	580.52
REHAB & SPECIALTY SVS	11.490	8204	87,186,415.00	86,654,129.72	---	532,285.28
RURAL HLTH CLINIC DENTAL	11.465	8709	500,000.00	---	---	500,000.00
DIABETIC TELEMONITRNG PRG	11.510	8711	100,000.00	---	---	100,000.00
HOSPITAL GME	14.330	8968	10,000,000.00	10,000,000.00	---	---
HOSPITAL CARE (Fund 0108)	11.510	0048	33,848,436.00	33,848,436.00	---	---
MO HLTHNET SUPP POOL (Fund 0108)	14.350	0237	3,800,000.00	3,800,000.00	---	---
NURSING FACILITIES (Fund 0108)	11.475	0779	58,516,478.00	58,516,478.00	---	---
INFORMATION SYSTEMS (Fund 0108)	11.420	8477	430,000.00	395,819.00	---	34,181.00
IGT SAFETY NET HOSPITALS (Fund 0139)	11.540	5182	70,348,801.00	46,564,648.38	---	23,784,152.62
IGT DMH MEDICAID PROGRAM (Fund 0139)	11.545	7169	111,579,424.00	102,765,218.69	---	8,814,205.31
IGT HEALTH CARE HOME (Fund 0139)	11.525	8108	600,000.00	600,000.00	---	---
MANAGED CARE (Fund 0142)	11.505	0198	97,626,207.00	97,626,207.00	---	---
HOSPITAL CARE (Fund 0142)	11.510	0776	176,584,954.00	176,584,954.00	---	---
FRA FEDERAL (Fund 0142)	11.530	1605	1,179,817,505.00	1,023,394,226.24	---	156,423,278.76
WOMEN'S HEALTH SRVC (Fund 0142)	11.550	2531	167,756.00	167,756.00	---	---
CHILDREN'S HLTH INS PRGM (Fund 0142)	11.555	2868	7,719,204.00	7,719,204.00	---	---
MONITORING PROGRAM (Fund 0142)	11.510	6738	200,000.00	183,521.70	---	16,478.30
PAGER PILOT (Fund 0142)	11.510	6744	215,000.00	195,989.00	---	19,011.00
MO HEALTHNET ADMIN PS (Fund 0142)	11.400	6889	94,248.00	---	---	94,248.00
MO HEALTHNET ADMIN E&E (Fund 0142)	11.400	6910	7,708.00	---	---	7,708.00
HOSPITAL HEALTH HOMES (Fund 0142)	11.525	8259	100,000.00	100,000.00	---	---

**STATE OF MISSOURI  
SUMMARY OF APPROPRIATION ACTIVITY  
GENERAL FUND - GENERAL REVENUE FUNDS  
FOR THE APPROPRIATION YEAR 2014**

	H.B. No.	Appr. No.	Appropriations	Expenditures and Transfers Out	Biennial Rollovers to 2015	Lapse of Appropriations
PHARMACY (Fund 0144)	11.440	5586	69,796,579.00	56,677,745.55	---	13,118,833.45
WOMEN'S HEALTH SRVC (Fund 0144)	11.550	5724	49,034.00	---	---	49,034.00
CHILDREN'S HLTH INS PRGM (Fund 0144)	11.555	5725	907,611.00	---	---	907,611.00
PHARM FRA DISPENSING FEE (Fund 0144)	11.445	6741	108,308,926.00	90,871,763.66	---	17,437,162.34
MO HEALTHNET ADMIN PS (Fund 0144)	11.400	6884	25,681.00	24,946.50	---	734.50
MO HEALTHNET ADMIN E&E (Fund 0144)	11.400	6885	356.00	356.00	---	---
PHYSICIAN RELATED PROF (Fund 0144)	11.460	8295	10,000.00	10,000.00	---	---
HOSPITAL CARE (Fund 0144)	11.510	8296	15,709.00	9,426.00	---	6,283.00
BLIND PENSION HLTHCAR BEN (Fund 0421)	11.600	8715	21,489,941.00	21,489,941.00	---	---
FQHC DISTRIBUTION (Fund 0421)	11.520	8748	3,270,000.00	3,270,000.00	---	---
MISSOURI RX PLAN (Fund 0625)	11.440	3705	4,838,657.00	4,838,657.00	---	---
PHARMACY (Fund 0625)	11.440	3706	1,041,034.00	1,041,034.00	---	---
PHYSICIAN RELATED PROF (Fund 0625)	11.460	3707	6,041,034.00	3,723,729.00	---	2,317,305.00
DENTAL (Fund 0625)	11.465	3708	848,773.00	464,299.00	---	384,474.00
NURSING FACILITIES (Fund 0625)	11.475	3709	17,973.00	17,973.00	---	---
REHAB & SPECIALTY SVS (Fund 0625)	11.490	3710	831,745.00	336,647.00	---	495,098.00
MANAGED CARE (Fund 0625)	11.505	3711	4,000,000.00	141,287.00	---	3,858,713.00
HOSPITAL GME (Fund 0625)	11.510	3713	10,000,000.00	---	---	10,000,000.00
DSS SAFETY NET (Fund 0625)	11.510	3714	30,365,444.00	---	---	30,365,444.00
SUPPL PYMTS PUBLIC FACLTY (Fund 0724)	11.485	8235	3,589,369.00	---	---	3,589,369.00
SUPPL PMTS PRIVATE FACLTY (Fund 0724)	11.485	8237	2,871,496.00	235,467.54	---	2,636,028.46
PUBLIC FACLTY PASSTHROUGH (Fund 0724)	11.485	8239	11,041,236.00	353,146.43	---	10,688,089.57
BLIND PENSION HLTHCAR BEN (Fund 0725)	11.600	8453	3,632,576.00	---	---	3,632,576.00
MO HLTHNET SUPP POOL (Fund 0725)	14.350	8971	4,580,479.00	---	---	4,580,479.00
CHILDREN'S HLTH INS PRGM (Fund 0885)	11.555	2872	2,592,452.00	2,592,452.00	---	---
PHARMACY (Fund 0885)	11.440	3057	3,800,000.00	3,800,000.00	---	---
MO HLTHNET SUPP POOL (Fund 0885)	11.605	6133	3,837,940.00	3,837,940.00	---	---
HOSPITAL CARE (Fund 0885)	11.510	8478	12,000,000.00	11,338,428.99	---	661,571.01
<b><u>DEPARTMENT OF CORRECTIONS</u></b>						
CORRECTIONS LEASING	13.005	1112	5,859,393.00	5,607,077.04	---	252,315.96
CORRECTIONS STATE OWNED	13.010	7748	865,858.00	865,857.48	---	0.52
CORRECTIONS INSTIT	13.015	7749	43,502,601.00	43,502,601.00	---	---
STWIDE FMRF EXPENDITURE (Fund 0124)	17.005	8019	12,530,250.00	6,304,809.77	6,225,440.23	---
UNPROGRAMMED M&R (Fund 0124)	17.005	8369	83,425.00	7,220.32	76,204.68	---
STWIDE FMRF EXPENDITURE (Fund 0124)	18.010	8574	12.00	---	12.00	---

**Office of the Director**

RESTITUTION PAYMENTS	09.035	3232	75,278.00	73,000.00	---	2,278.00
AMACHI	09.005	4605	284,093.00	273,439.00	---	10,654.00
OD STAFF PS	09.005	4774	4,308,317.00	3,911,696.49	---	396,620.51
OD STAFF E&E	09.005	4775	136,043.00	131,611.61	---	4,431.39
KC REENTRY PROGRAM	09.015	7529	178,000.00	172,618.85	---	5,381.15
JUSTICE REINVESTMENT	09.010	8278	100,000.00	---	---	100,000.00
ST. LOUIS REENTRY PROGRAM	09.015	8648	750,000.00	750,000.00	---	---
INSTITUTIONAL GIFT TRUST (Fund 0925)	09.020	7168	30,000.00	9,839.07	---	20,160.93

**Division of Human Services**

DHS STAFF PS	09.040	1512	8,415,858.00	8,065,491.03	---	350,366.97
DHS STAFF E&E	09.040	1514	119,173.00	118,962.93	---	210.07
EMPLOYEE HEALTH & SAFETY	09.060	1658	580,135.00	562,687.15	---	17,447.85
COSTS IN CRIMINAL CASES	09.265	2257	38,060,616.00	36,918,796.96	---	1,141,819.04
GENERAL SERVICES E&E	09.045	2774	318,680.00	309,100.38	---	9,579.62
FOOD PURCHASES	09.050	4286	30,505,700.00	29,717,296.80	---	788,403.20
STAFF TRAINING	09.055	6024	914,702.00	914,590.44	---	111.56

**Division of Offender Rehabilitative Services**

MEDICAL SERVICES E&E	09.190	2778	156,416,977.00	155,634,831.76	---	782,145.24
MEDICAL EQUIPMENT E&E	09.195	2782	219,087.00	217,336.03	---	1,750.97
DORS STAFF PS	09.185	6097	1,343,641.00	1,283,387.71	---	60,253.29
DORS STAFF E&E	09.185	6098	45,476.00	40,529.08	---	4,946.92
SUBSTANCE ABUSE SRV PS	09.200	7261	3,790,185.00	3,658,592.10	---	131,592.90
SUBSTANCE ABUSE SRV E&E	09.200	7262	5,146,536.00	5,026,238.04	---	120,297.96
ACADEMIC ED PS	09.210	7266	8,594,913.00	7,777,756.65	---	817,156.35
ACADEMIC ED E&E	09.210	7267	71,924.00	7,152.59	---	64,771.41

**Division of Adult Institutions**

EASTERN R&D CORR CTR PS	09.170	0673	18,904,327.00	18,212,009.05	---	692,317.95
POPULATION GROWTH POOL PS	09.025	1053	824,210.00	336,137.78	---	488,072.22
OFFICERS CLOTHING	09.070	1356	1,052,218.00	1,052,199.27	---	18.73
VEHICLE REPLACEMENT	09.070	1357	999,855.00	999,854.76	---	0.24
INMATE CLOTHING	09.070	1367	3,218,223.00	3,218,222.53	---	0.47
INSTITUT COMM PURCHASES	09.070	1368	2,646,548.00	2,646,547.96	---	0.04
SOUTH CENTRL CORR CTR PS	09.175	1973	12,772,580.00	11,938,903.79	---	833,676.21
WESTERN R&D CORR CTR PS	09.150	2312	15,358,541.00	14,743,228.11	---	615,312.89
MARYVILLE TREATMT CENTER	09.155	2639	5,727,937.00	5,333,673.78	---	394,263.22
SOUTH EAST CORR CTR PS	09.180	3078	12,563,284.00	11,951,462.96	---	611,821.04
CROSSROADS CORR CTR	09.160	3740	12,050,249.00	11,436,862.79	---	613,386.21
MISSOURI EASTERN CORR CTR	09.110	4069	10,553,791.00	9,652,641.68	---	901,149.32
NORTHEAST CORR CTR	09.165	4127	16,471,913.00	15,610,084.04	---	861,828.96
CHILLICOTHE CORR CTR	09.115	4276	12,352,799.00	12,332,025.16	---	20,773.84
JEFFERSON CITY CORR CTR	09.085	4290	16,755,035.00	16,165,471.99	---	589,563.01



**STATE OF MISSOURI  
SUMMARY OF APPROPRIATION ACTIVITY  
GENERAL FUND - GENERAL REVENUE FUNDS  
FOR THE APPROPRIATION YEAR 2014**

	H.B. No.	Appr. No.	Appropriations	Expenditures and Transfers Out	Biennial Rollovers to 2015	Lapse of Appropriations
WOMENS EASTERN R&D	09.090	4294	13,371,954.00	12,716,278.60	---	655,675.40
OZARK CORR CTR	09.095	4296	5,305,144.00	5,044,177.66	---	260,966.34
TIPTON CORR CTR	09.145	4298	9,952,033.00	9,348,690.95	---	603,342.05
MOBERLY CORR CTR	09.100	4300	12,462,707.00	11,543,633.34	---	919,073.66
ALGOA CORR CTR	09.105	4302	10,357,164.00	9,772,542.61	---	584,621.39
DAI STAFF PS	09.075	4783	1,535,427.00	1,377,572.16	---	157,854.84
DAI STAFF E&E	09.075	4786	126,358.00	122,549.08	---	3,808.92
ST LOUIS COMM RELEASE CTR	09.230	4795	4,187,137.00	3,861,767.92	---	325,369.08
KC COMM RELEASE CTR	09.235	4797	2,445,866.00	2,293,346.88	---	152,519.12
POPULATION GRWTH POOL E&E	09.025	5173	489,721.00	489,720.23	---	0.77
BOONVILLE CORR CTR	09.120	5260	9,675,560.00	9,036,772.81	---	638,787.19
WAGE & DISCHARGE COSTS	09.080	5514	3,259,031.00	3,161,259.06	---	97,771.94
TELECOMMUNICATIONS	09.030	5680	2,035,539.00	2,008,462.91	---	27,076.09
FARMINGTON CORR CTR	09.125	6284	17,871,124.00	16,936,627.32	---	934,496.68
FULTON RCP & DGN CORR CTR	09.140	7052	13,113,064.00	12,422,526.33	---	690,537.67
OVERTIME	09.065	7257	5,994,997.00	5,837,319.57	---	157,677.43
TOXICOLOGY	09.205	7264	517,601.00	504,869.26	---	12,731.74
WESTERN MO CORR CTR	09.130	8113	15,268,217.00	14,428,397.68	---	839,819.32
POTOSI CORR CTR	09.135	8115	10,548,807.00	9,990,418.84	---	558,388.16
INSTITUTIONAL E&E POOL	09.070	9860	9,457,503.00	9,456,704.69	---	798.31
ROOFING MANAGEMENT SYSTEM (Fund 0124)	18.008	8732	3,202,791.00	---	3,202,791.00	---
HTG VENTALIATION & AC IMP (Fund 0124)	18.013	8740	3,492,911.00	63,136.00	3,429,775.00	---
SECURITY IMPROVEMENTS (Fund 0124)	18.016	8742	561,668.00	47,599.38	514,068.62	---
HAZMAT REMEDIATION (Fund 0124)	18.006	8853	38,532.00	38,530.62	1.38	---
NECC BAR SCREEN (Fund 0124)	18.006	8854	750,000.00	29,087.10	720,912.90	---
<b><u>Division of Probation and Parole</u></b>						
DOC COMMAND CENTER E&E	09.240	1465	4,981.00	4,486.90	---	494.10
P&P STAFF PS	09.225	1738	63,644,526.00	62,763,545.76	---	880,980.24
P&P STAFF E&E	09.225	1742	3,107,099.00	3,106,894.72	---	204.28
COM SUPERVISION CNT PS	09.260	7319	4,332,552.00	4,275,995.90	---	56,556.10
COM SUPERVISION CNT E&E	09.260	7320	111,178.00	107,842.00	---	3,336.00
LOCAL SENTENCING INITIAT	09.245	8092	2,000,000.00	1,939,627.60	---	60,372.40
Subtotals			<u>8,849,762,568.00</u>	<u>8,015,857,118.74</u>	<u>290,800,366.28</u>	<u>543,105,082.98</u>

**Appropriated Transfers Out To:**

Fourth State Building Bond and Interest - Series A 2005 Fund (0206)	01.010	T001	12,482,861.00	11,261,783.19	---	1,221,077.81
Fourth State Building Bond and Interest - Series A 2010 Fund (0210)	01.010	T001	1,180,106.00	1,064,668.06	---	115,437.94
Fourth State Building Bond and Interest - Series A 2010 Fund (0212)	01.010	T001	10,552,683.00	9,520,415.89	---	1,032,267.11
Water Pollution Control Bond and Interest - Series A 2003 Fund (0203)	01.020	T002	5,346,441.00	5,317,415.90	---	29,025.10
Water Pollution Control Bond and Interest - Series A 2007 Fund (0207)	01.020	T002	1,989,034.00	1,978,235.32	---	10,798.68
Water Pollution Control Bond and Interest - Series A 2010 Fund (0209)	01.020	T002	8,527,250.00	8,480,956.63	---	46,293.37
Water Pollution Control Bond and Interest - Series A 2012 Fund (0213)	01.020	T002	13,248,533.00	13,176,608.24	---	71,924.76
Water Pollution Control Bond and Interest - Series A 2005 Fund (0218)	01.020	T002	8,519,314.00	8,473,063.03	---	46,250.97
Stormwater Control Bond and Interest - Series A 2010 Fund (0211)	01.030	T003	1,792,189.00	1,784,716.73	---	7,472.27
Stormwater Control Bond and Interest - Series A 2005 Fund (0219)	01.030	T003	3,868,164.00	3,852,036.94	---	16,127.06
Stormwater Control Bond and Interest - Series A 2002 Fund (0239)	01.030	T003	569,397.00	567,022.59	---	2,374.41
State School Money Fund (0616)	02.235	T005	1,988,345,621.00	1,988,339,621.00	---	6,000.00
Outstanding Schools Trust Fund (0287)	02.250	T008	718,300,000.00	718,300,000.00	---	---
Academic Scholarship Fund (0840)	03.045	T010	14,676,666.00	14,236,366.00	---	440,300.00
Natural Resources Cost Allocation Fund (0500)	06.330	T014	343.00	76.00	---	267.00
Marguerite Ross Barnett Scholarship Fund (0131)	03.075	T017	363,375.00	352,474.00	---	10,901.00
Access Missouri Financial Assistance Fund (0791)	03.055	T025	41,665,640.00	40,415,671.00	---	1,249,969.00
General Revenue Fund (0101)	05.250	T028	113.00	---	---	113.00
General Revenue Fund (0101)	05.250	T032	429.00	273.59	---	155.41
After-School Retreat Reading and Assessment Grant Program Fund (0732)	04.145	T046	10,000.00	9,890.91	---	109.09
Natural Resources Cost Allocation Fund (0500)	06.330	T077	32,379.00	10,708.00	---	21,671.00
Natural Resources Cost Allocation Fund (0500)	06.330	T082	9.00	3.00	---	6.00
Natural Resources Cost Allocation Fund (0500)	06.330	T103	76,493.00	49,477.00	---	27,016.00
State Elections Subsidy Fund (0686)	12.070	T107	4,284,000.00	4,284,000.00	---	---
Natural Resources Cost Allocation Fund (0500)	06.330	T109	219.00	143.00	---	76.00
Election Admin Improvement Fund (0157)	12.080	T114	4,034,443.00	3,287,520.00	---	746,923.00
Downtown Revitalization Preservation Fund (0907)	04.140	T116	200,000.00	---	---	200,000.00
Missouri Water Development Fund (0174)	06.215	T117	626,124.00	606,594.00	---	19,530.00
Livestock Feed and Crop Input Loan Fund (0914)	06.075	T128	5,000.00	---	---	5,000.00

**STATE OF MISSOURI  
SUMMARY OF APPROPRIATION ACTIVITY  
GENERAL FUND - GENERAL REVENUE FUNDS  
FOR THE APPROPRIATION YEAR 2014**

	H.B. No.	Appr. No.	Appropriations	Expenditures and Transfers Out	Biennial Rollovers to 2015	Lapse of Appropriations
Breast Cancer Awareness Trust Fund (0915)	04.145	T145	5,000.00	4,661.49	---	338.51
Intergovernmental Transfer Fund (0139)	10.065	T159	194,035,680.00	188,984,147.02	---	5,051,532.98
General Revenue Fund (0101)	11.535	T160	88,318,336.00	86,475,254.92	---	1,843,081.08
Line of Duty Fund (0939)	07.860	T167	450,000.00	249,986.00	---	200,014.00
Ambulance Service Reimb Allowance Fund (0958)	11.495	T200	18,236,543.00	3,720,364.00	---	14,516,179.00
State Legal Expense Fund (0692)	05.120	T204	6,000,000.00	4,498,610.05	---	1,501,389.95
A+ Schools Fund (0955)	03.065	T269	4,753,878.00	4,611,262.00	---	142,616.00
Debt Offset Escrow Fund (0753)	04.105	T270	13,797,384.00	10,739,642.57	---	3,057,741.43
Missouri Military Family Relief Fund (0719)	04.145	T278	36,200.00	36,115.26	---	84.74
Childhood Lead Testing Fund (0899)	04.145	T279	7,500.00	6,118.45	---	1,381.55
State Highways and Transportation Department Fund (0644)	14.075	T280	2,195,935.00	2,195,935.00	---	---
General Revenue Fund (0101)	05.525	T285	35,669.00	35,669.00	---	---
Social Security Contributions Fund (0702)	05.450	T291	72,275,258.00	69,905,260.94	---	2,369,997.06
Social Security Contributions Fund (0702)	05.450	T293	1,071,474.00	813,664.24	---	257,809.76
State Retirement Contributions Fund (0701)	05.465	T295	193,356,609.00	188,974,475.70	---	4,382,133.30
Social Security Contributions Fund (0702)	05.465	T295	2,257.00	2,205.59	---	51.41
State Retirement Contributions Fund (0701)	05.465	T297	2,324,034.00	1,977,114.09	---	346,919.91
Social Security Contributions Fund (0702)	05.465	T297	787.00	669.72	---	117.28
Missouri Consolidated Health Care Plan Benefit Fund (0765)	05.490	T302	225,699,322.00	223,198,369.90	---	2,500,952.10
Missouri Consolidated Health Care Plan Benefit Fund (0765)	05.490	T304	2,445,774.00	2,445,766.18	---	7.82
General Revenue Fund (0101)	05.250	T309	32,257.00	27,915.53	---	4,341.47
Natural Resources Cost Allocation Fund (0500)	06.330	T333	145,173.00	29,869.00	---	115,304.00
Missouri Supplemental Tax Increment Financing Fund (0848)	07.070	T352	12,365,000.00	12,283,512.05	---	81,487.95
Natural Resources Cost Allocation Fund (0500)	06.330	T353	14,292.00	2,941.00	---	11,351.00
Missouri Technology Investment Fund (0172)	07.040	T354	6,360,000.00	6,169,200.00	---	190,800.00
Missouri Job Development Fund (0600)	07.125	T355	13,959,257.00	13,540,479.00	---	418,778.00
Missouri Arts Council Trust Fund (0262)	07.095	T357	4,800,000.00	4,656,000.00	---	144,000.00
Missouri Humanities Council Trust Fund (0177)	07.100	T358	800,000.00	776,000.00	---	24,000.00
Division of Tourism Supplemental Revenue Fund (0274)	07.150	T359	14,060,573.00	14,060,573.00	---	---
Natural Resources Cost Allocation Fund (0500)	06.330	T362	7,531.00	4,873.00	---	2,658.00
Natural Resources Cost Allocation Fund (0500)	06.330	T363	3,188.00	1,054.00	---	2,134.00

Federal Reimbursement Allowance Fund (0142)	11.565	T412	569,173,828.00	569,173,828.00	---	---
General Revenue Fund (0101)	11.570	T413	569,173,828.00	569,173,828.00	---	---
Nursing Facility Federal Reimbursement Allowance Fund (0196)	11.575	T414	184,574,448.00	184,574,448.00	---	---
Library Networking Fund (0822)	12.125	T417	800,000.00	800,000.00	---	---
Abandoned Fund Account Fund (0863)	12.165	T418	4,887,829.00	4,887,827.72	---	1.28
Attorney General's Court Costs Fund (0603)	12.225	T423	165,600.00	165,600.00	---	---
Antitrust Revolving (0666)	12.230	T424	69,000.00	69,000.00	---	---
Missouri Public Broadcasting Corporation Special Fund (0887)	07.105	T431	450,000.00	436,500.00	---	13,500.00
General Revenue Fund (0101)	05.250	T435	14,018.00	12,745.68	---	1,272.32
General Revenue Fund (0101)	05.250	T436	135.00	---	---	135.00
Missouri Qualified Biodiesel Producer Incentive Fund (0777)	06.020	T443	5,525,000.00	5,359,250.00	---	165,750.00
General Revenue Fund (0101)	05.250	T444	2,023.00	---	---	2,023.00
Hazardous Waste Fund (0676)	06.230	T453	2,744,944.00	2,662,596.00	---	82,348.00
State School Money Fund (0616)	02.240	T454	92,400,000.00	84,099,818.00	---	8,300,182.00
Historic Preservation Revolving Fund (0430)	06.295	T464	720,000.00	698,400.00	---	21,600.00
Labor and Industrial Relations Administrative Fund (0122)	07.805	T470	250,864.00	243,338.00	---	7,526.00
State Supplemental Downtown Development Fund (0766)	04.135	T477	1,040,450.00	775,909.96	---	264,540.04
Utilicare Stabilization Fund (0134)	14.278	T482	3,000,000.00	2,747,954.00	---	252,046.00
Budget Reserve Fund (0100)	05.230	T486	1.00	---	---	1.00
General Revenue Fund (0101)	05.250	T496	3,230.00	106.37	---	3,123.63
General Revenue Fund (0101)	05.250	T497	2,898.00	2,898.00	---	---
General Revenue Fund (0101)	05.250	T501	1,429.00	736.23	---	692.77
Organ Donor Program Fund (0824)	04.145	T505	13,000.00	12,377.23	---	622.77
Budget Reserve Fund (0100)	05.235	T506	1.00	---	---	1.00
Foster Care and Adoptive Parents Retention and Recruitment Fund (0979)	04.145	T507	2,000.00	1,325.00	---	675.00
Developmental Disabilities Waiting List Equity Trust Fund (0986)	04.145	T509	2,000.00	1,106.00	---	894.00
Puppy Protection Trust Fund (0985)	04.145	T510	6,600.00	5,037.15	---	1,562.85
American Red Cross Trust Fund (0987)	04.145	T511	4,500.00	4,271.06	---	228.94
Natural Resources Cost Allocation Fund (0500)	06.330	T514	46,518.00	38,292.00	---	8,226.00
Natural Resources Cost Allocation Fund (0500)	06.330	T516	14,684.00	13,421.00	---	1,263.00
Judiciary Education and Training Fund (0847)	12.310	T524	1,361,500.00	1,361,500.00	---	---
Elderly Home-Delivered Meals Trust Fund (0296)	04.145	T526	86,410.00	42,930.33	---	43,479.67
Veterans Trust Fund (0579)	04.145	T527	65,683.00	43,963.65	---	21,719.35
Children's Trust Fund (0694)	04.145	T528	77,160.00	67,910.28	---	9,249.72
Missouri National Guard Trust Fund (0900)	04.145	T529	34,147.00	11,890.72	---	22,256.28
Natural Resources Cost Allocation Fund (0500)	06.330	T536	39,192.00	32,225.00	---	6,967.00
Circuit Courts Escrow Fund (0718)	04.110	T537	1,600,000.00	1,597,373.49	---	2,626.51

**STATE OF MISSOURI  
SUMMARY OF APPROPRIATION ACTIVITY  
GENERAL FUND - GENERAL REVENUE FUNDS  
FOR THE APPROPRIATION YEAR 2014**

	H.B. No.	Appr. No.	Appropriations	Expenditures and Transfers Out	Biennial Rollovers to 2015	Lapse of Appropriations
General Revenue Fund (0101)	05.225	T538	499,999,999.00	350,000,000.00	---	149,999,999.00
Budget Reserve Fund (0100)	05.230	T539	499,999,999.00	350,000,000.00	---	149,999,999.00
General Revenue Fund (0101)	05.245	T540	50,000.00	---	---	50,000.00
General Revenue Fund (0101)	05.245	T541	3,489.00	3,488.43	---	0.57
General Revenue Fund (0101)	12.185	T548	2,216,407.00	76,827.94	---	2,139,579.06
Budget Reserve Fund (0100)	05.235	T550	2,999,999.00	929,136.99	---	2,070,862.01
General Revenue Fund (0101)	11.480	T558	10,990,982.00	---	---	10,990,982.00
Mental Health Intergovernmental Transfer Fund (0147)	05.225	T566	8,661,354.00	6,368,114.00	---	2,293,240.00
Blind Pension Fund (0621)	05.225	T566	15,848,461.00	11,652,312.00	---	4,196,149.00
Early Childhood Development, Education and Care Fund (0859)	05.225	T566	490,185.00	360,400.00	---	129,785.00
Budget Reserve Fund (0100)	05.240	T571	49,452,956.00	49,452,956.00	---	---
General Revenue Fund (0101)	05.240	T572	1.00	---	---	1.00
General Revenue Fund (0101)	05.250	T573	4.00	---	---	4.00
General Revenue Fund (0101)	05.250	T574	15.00	---	---	15.00
General Revenue Fund (0101)	05.250	T575	37.00	---	---	37.00
General Revenue Fund (0101)	05.250	T619	96.00	---	---	96.00
General Revenue Fund (0101)	05.250	T622	279.00	---	---	279.00
Facilities Maintenance Reserve Fund (0124)	18.005	T626	70,000,000.00	17,000,000.00	53,000,000.00	---
Facilities Maintenance Reserve Fund (0124)	18.005	T628	71,000,000.00	---	71,000,000.00	---
Pharmacy Reimbursement Allowance Fund (0144)	11.450	T634	37,592,463.00	32,993,779.00	---	4,598,684.00
General Revenue Fund (0101)	11.455	T635	37,592,463.00	32,993,779.00	---	4,598,684.00
Missouri Public Broadcasting Corporation Special Fund (0887)	07.105	T637	350,000.00	339,500.00	---	10,500.00
General Revenue Fund (0101)	05.250	T649	103.00	---	---	103.00
General Revenue Fund (0101)	05.250	T658	188,054.00	143,022.62	---	45,031.38
General Revenue Fund (0101)	05.250	T663	9.00	---	---	9.00
General Revenue Fund (0101)	05.250	T689	5,726.00	---	---	5,726.00
General Revenue Fund (0101)	05.250	T691	4,491.00	3,859.86	---	631.14
General Revenue Fund (0101)	05.250	T735	3,698.00	2,313.56	---	1,384.44
General Revenue Fund (0101)	05.250	T762	8.00	---	---	8.00
General Revenue Fund (0101)	05.250	T769	1,255,898.00	1,025,799.82	---	230,098.18
General Revenue Fund (0101)	05.250	T774	25,164.00	25,164.00	---	---
General Revenue Fund (0101)	05.250	T786	4,419.00	4,419.00	---	---
General Revenue Fund (0101)	05.250	T790	11,828.00	132.00	---	11,696.00
General Revenue Fund (0101)	05.250	T796	32,445.00	6,604.00	---	25,841.00

General Revenue Fund (0101)	05.250	T802	5,340.00	2,208.00	---	3,132.00
General Revenue Fund (0101)	05.250	T815	5,122.00	---	---	5,122.00
General Revenue Fund (0101)	05.250	T828	12,860.00	8,732.46	---	4,127.54
General Revenue Fund (0101)	05.250	T857	118,336.00	118,336.00	---	---
General Revenue Fund (0101)	05.250	T871	536.00	---	---	536.00
General Revenue Fund (0101)	05.250	T873	154.00	---	---	154.00
General Revenue Fund (0101)	05.250	T876	914.00	144.00	---	770.00
Drug Court Resources Fund (0733)	12.325	T884	6,732,042.00	6,732,042.00	---	---
Missouri Public Health Services Fund (0298)	04.145	T886	1,000.00	---	---	1,000.00
Labor and Industrial Relations Administrative Fund (0122)	07.810	T889	65,276.00	63,318.00	---	1,958.00
General Revenue Fund (0101)	05.250	T914	1,032.00	843.81	---	188.19
State Property Preservation Fund (0128)	05.105	T945	1.00	---	---	1.00
Pediatric Cancer Res Trust Fund (0959)	04.145	T947	2,500.00	1,791.97	---	708.03
Single-Purpose Animal Facilities Loan Guarantee Fund (0409)	06.055	T959	5,000.00	---	---	5,000.00
Agricultural Product Utilization and Business Development Loan Guarantee Fund (0411)	06.065	T960	15,000.00	4,806.22	---	10,193.78
General Revenue Fund (0101)	05.250	T962	1,903.00	---	---	1,903.00
General Revenue Fund (0101)	05.250	T963	82,420.00	---	---	82,420.00
Workers Memorial Fund (0895)	04.145	T976	8,200.00	2,600.90	---	5,599.10
General Revenue Fund (0101)	04.150	T989	1,250.00	60.28	---	1,189.72
American Cancer Society, Heartland Division, Inc. Fund (0700)	04.145	T990	10,000.00	9,445.16	---	554.84
ALS Lou Gehrig's Disease Fund (0703)	04.145	T991	2,700.00	2,405.50	---	294.50
American Lung Association of Missouri Fund (0704)	04.145	T992	1,000.00	778.95	---	221.05
Muscular Dystrophy Association Fund (0707)	04.145	T993	2,900.00	2,182.00	---	718.00
Arthritis Foundation Fund (0708)	04.145	T994	1,000.00	812.00	---	188.00
National Multiple Sclerosis Society Fund (0709)	04.145	T995	4,200.00	2,654.00	---	1,546.00
American Diabetes Association Gateway Area Fund (0713)	04.145	T996	3,900.00	3,117.00	---	783.00
American Heart Association Fund (0714)	04.145	T997	3,000.00	2,989.00	---	11.00
March of Dimes Fund (0716)	04.145	T998	5,400.00	4,922.66	---	477.34
Subtotals			<u>6,472,518,675.00</u>	<u>5,965,261,653.72</u>	<u>124,000,000.00</u>	<u>383,257,021.28</u>
Totals			<u>\$ 15,322,281,243.00</u>	<u>\$ 13,981,118,772.46</u>	<u>\$ 414,800,366.28</u>	<u>\$ 926,362,104.26</u>

**STATE OF MISSOURI  
SUMMARY OF APPROPRIATION ACTIVITY  
GENERAL FUND - FEDERAL FUNDS  
FOR THE APPROPRIATION YEAR 2014**

	H.B. No.	Appr. No.	Appropriations	Expenditures and Transfers Out	Biennial Rollovers to 2015	Lapse of Appropriations
<b><u>JUDICIARY</u></b>						
Judiciary Fund (0137)						
JUDICIARY LEASING	13.005	6084	\$ 20,154.00	\$ 19,538.68	\$ ---	\$ 615.32
<b><u>Judicial Proceedings and Review</u></b>						
Judiciary Fund (0137)						
JUD PROCEED & REVIEW PS	12.300	6755	493,231.00	120,852.60	---	372,378.40
<b><u>Office of State Courts Administrator</u></b>						
Judiciary Fund (0137)						
COURT IMPROVE PROJ E&E	12.305	0734	5,609,649.00	2,637,813.24	---	2,971,835.76
JUDICIAL TRNG & ED E&E	12.305	6915	225,000.00	3,413.11	---	221,586.89
COURT IMPROVE PROJ PS	12.305	8378	2,336,936.00	1,694,030.46	---	642,905.54
<b><u>Circuit Courts</u></b>						
Third Party Liability Collections Fund (0120)						
CIRCUIT PERSONNEL PS	12.320	3754	259,449.00	177,306.00	---	82,143.00
CIRCUIT PERSONNEL E&E	12.320	3805	128,039.00	128,018.17	---	20.83
Judiciary Fund (0137)						
CIRCUIT PERSONNEL PS	12.320	0950	1,584,347.00	938,171.68	---	646,175.32
CIRCUIT PERSONNEL E&E	12.320	2003	329,661.00	248,779.63	---	80,881.37
<b><u>Public Defender</u></b>						
Office of the State Public Defender Fund (0112)						
GRANTS	12.400	4006	125,000.00	---	---	125,000.00
<b><u>EXECUTIVE</u></b>						
<b><u>Elections</u></b>						
Election Admin Improvement Fund (0157)						
ELECTION ADMIN IMPRVM E&E	12.065	3562	3,737,263.00	1,458,933.75	---	2,278,329.25
SEC OF STATE PS	12.035	4490	269,042.00	99,240.00	---	169,802.00
FED ELECTION REFORM	12.065	6684	5,229,232.00	1,920,032.40	---	3,309,199.60
Election Improvement Revolving Loan Fund (0158)						
FED ELECTION REFORM	12.065	6810	396,185.00	75,636.62	---	320,548.38

**Record Services**

Secretary of State Records Fund (0150)							
REGRANT PROGRAM	12.085	6896	15,000.00	---	---		15,000.00
National Endowment for the Humanities Save America's Treasures Fund (0151)							
DOCUMENT PRESERVATION PS	12.035	8226	158,449.00	---	---		158,449.00
Secretary of State - Federal and Other Fund (0166)							
GRANTS AND PROJECTS	12.040	2522	200,000.00	80,781.99	---		119,218.01

**Library Services**

Secretary of State Fund (0195)							
SEC OF STATE PS	12.035	4193	242,421.00	174,724.53	---		67,696.47
SEC OF STATE E&E	12.035	4194	227,574.00	60,795.61	---		166,778.39
FED AID PUBLIC LIBRARY	12.115	4199	4,125,000.00	2,401,729.50	---		1,723,270.50

**State Auditor**

State Auditor - Federal Fund (0115)							
STATE AUDITOR PS	12.145	4508	860,063.00	583,930.35	---		276,132.65
STATE AUDITOR E&E	12.145	4509	30,123.00	30,075.32	---		47.68

**Attorney General**

Attorney General Fund (0136)							
DOMESTIC VIOLENCE	12.200	2885	100,000.00	---	---		100,000.00
ATTORNEY GENERAL LEASING	13.005	3186	126,985.00	126,538.52	---		446.48
MEDICAID FRAUD UNIT PS	12.205	4025	965,168.00	886,319.70	---		78,848.30
MEDICAID FRAUD UNIT E&E	12.205	4026	1,082,276.00	---	---		1,082,276.00
ATTORNEY GENERAL PS	12.195	4057	1,842,020.00	1,195,349.61	---		646,670.39
ATTORNEY GENERAL E&E	12.195	4058	761,011.00	280,206.83	---		480,804.17
ATTORNEY GENERAL ST OWNED	13.010	7779	130,157.00	130,156.56	---		0.44
BROADWAY BLDG RENOVATIONS	18.050	8632	425,500.00	43,520.00	381,980.00		---

**Missouri Office of Prosecution Services**

Attorney General Fund (0136)							
OFFICE OF PROS SVS PS	12.210	2019	183,450.00	131,841.74	---		51,608.26
OFFICE OF PROS SVS E&E	12.210	2318	885,326.00	152,975.72	---		732,350.28

**OFFICE OF ADMINISTRATION**

Office of Administration Fund (0135)							
DISASTER REIMBURSEMENT	18.015	8582	200,000.00	---	200,000.00		---

**Commissioner's Office**

Health Fund (0143)							
ALTERNATIVES TO ABORTION	05.160	8327	50,000.00	41,359.25	---		8,640.75



**STATE OF MISSOURI  
SUMMARY OF APPROPRIATION ACTIVITY  
GENERAL FUND - FEDERAL FUNDS  
FOR THE APPROPRIATION YEAR 2014**

	H.B. No.	Appr. No.	Appropriations	Expenditures and Transfers Out	Biennial Rollovers to 2015	Lapse of Appropriations
<b><u>Division of Accounting</u></b>						
Vocational Rehabilitation Fund (0104)						
UNEMPLOYMENT BENEFITS	05.480	5979	25,407.00	25,405.77	---	1.23
Elementary and Secondary Education Fund (0105)						
UNEMPLOYMENT BENEFITS	05.480	5980	17,281.00	17,280.00	---	1.00
TEACHER RETIREMENT CONTR	05.475	9857	540,000.00	23,168.63	---	516,831.37
Labor and Industrial Relations - Commission on Human Rights Fund (0117)						
UNEMPLOYMENT BENEFITS	05.480	2306	1.00	---	---	1.00
Third Party Liability Collections Fund (0120)						
UNEMPLOYMENT BENEFITS	05.480	7077	1,623.00	527.24	---	1,095.76
Labor and Industrial Relations Administrative Fund (0122)						
UNEMPLOYMENT BENEFITS	05.480	6145	1.00	---	---	1.00
Economic Development - Community Development Block Grant (Administration) Fund (0123)						
UNEMPLOYMENT BENEFITS	05.480	7473	881.00	880.00	---	1.00
Corrections Fund (0130)						
UNEMPLOYMENT BENEFITS	05.480	6796	4,371.00	4,370.00	---	1.00
Agriculture Fund (0133)						
UNEMPLOYMENT BENEFITS	05.480	1152	7,124.00	7,123.54	---	0.46
Office of Administration Fund (0135)						
FLOOD CONTROL	05.255	0132	1,800,000.00	---	---	1,800,000.00
NATIONAL FOREST	05.260	0133	8,500,000.00	5,463,317.40	---	3,036,682.60
Attorney General Fund (0136)						
UNEMPLOYMENT BENEFITS	05.480	5981	359.00	358.01	---	0.99
Judiciary Fund (0137)						
UNEMPLOYMENT BENEFITS	05.480	5982	1,665.00	1,663.78	---	1.22
Natural Resources Fund (0140)						
UNEMPLOYMENT BENEFITS	05.480	6336	7,828.00	7,826.64	---	1.36
Health Fund (0143)						
UNEMPLOYMENT BENEFITS	05.480	5983	43,784.00	43,783.10	---	0.90
State Emergency Management Fund (0145)						
UNEMPLOYMENT BENEFITS	05.480	2321	1.00	---	---	1.00
Mental Health Fund (0148)						
UNEMPLOYMENT BENEFITS	05.480	5984	168,990.00	168,988.99	---	1.01
Public Safety Fund (0152)						
UNEMPLOYMENT BENEFITS	05.480	5985	11.00	---	---	11.00

Job Development and Training Fund (0155)							
UNEMPLOYMENT BENEFITS	05.480	5986	92,592.00	92,590.44	---	1.56	
OA Information Technology Fund (0165)							
UNEMPLOYMENT BENEFITS	05.480	4264	7,937.00	7,935.45	---	1.55	
Division of Labor Standards Fund (0186)							
UNEMPLOYMENT BENEFITS	05.480	6669	688.00	686.41	---	1.59	
Assistive Technology Fund (0188)							
UNEMPLOYMENT BENEFITS	05.480	6670	115.00	113.34	---	1.66	
Adjutant General Fund (0190)							
UNEMPLOYMENT BENEFITS	05.480	5987	26,204.00	26,203.91	---	0.09	
Community Service Commission Fund (0197)							
UNEMPLOYMENT BENEFITS	05.480	6340	5,820.00	5,818.80	---	1.20	
Temporary Assistance for Needy Families Fund (0199)							
UNEMPLOYMENT BENEFITS	05.480	5988	38,517.00	38,515.67	---	1.33	
Social Services and Other Sources Fund (0610)							
UNEMPLOYMENT BENEFITS	05.480	3176	836,309.00	249,880.67	---	586,428.33	
TEACHER RETIREMENT CONTR	05.475	5172	10,000.00	8,068.66	---	1,931.34	
Missouri Disaster Fund (0663)							
UNEMPLOYMENT BENEFITS	05.480	6899	5,909.00	5,907.80	---	1.20	
Justice Assistance Grant Program Fund (0782)							
UNEMPLOYMENT BENEFITS	05.480	7474	1.00	---	---	1.00	
Unemployment Compensation Administration Fund (0948)							
UNEMPLOYMENT BENEFITS	05.480	2242	75,545.00	75,543.48	---	1.52	
<b><u>Information Technology Services Division</u></b>							
Labor and Industrial Relations Administrative Fund (0122)							
FED DOLIR IT CONSOL PS	05.020	1987	3,235,136.00	3,215,352.14	---	19,783.86	
FED DOLIR IT CONSOL E&E	05.020	3654	416,820.00	313,581.94	---	103,238.06	
Office of Administration Fund (0135)							
FED OA IT CONSOL E&E	05.020	3600	10,000.00	---	---	10,000.00	
OA Information Technology Fund (0165)							
FED IT CONSOLIDATION PS	05.020	1283	15,734,134.00	9,999,142.42	---	5,734,991.58	
FED IT CONSOLIDATION E&E	05.020	1285	71,607,898.00	34,131,419.88	---	37,476,478.12	
OA ITSD EMPL BENEFITS E&E	05.020	8137	2,000,000.00	---	---	2,000,000.00	
Federal Stimulus - Office of Administration Fund (2236)							
RURAL BROADBAND PS	05.030	8374	371,494.00	200,117.78	---	171,376.22	
RURAL BROADBAND E&E	05.030	8375	2,953,739.00	2,098,416.58	---	855,322.42	
HEALTHCARE IT E&E	05.035	8377	4,199,282.00	4,199,282.00	---	---	
DHE RURAL BROADBAND PS	05.030	8382	9,415.00	9,406.83	---	8.17	
DHE RURAL BROADBAND E&E	05.030	8383	404,948.00	317,755.34	---	87,192.66	

**STATE OF MISSOURI  
SUMMARY OF APPROPRIATION ACTIVITY  
GENERAL FUND - FEDERAL FUNDS  
FOR THE APPROPRIATION YEAR 2014**

	H.B. No.	Appr. No.	Appropriations	Expenditures and Transfers Out	Biennial Rollovers to 2015	Lapse of Appropriations
<b><u>Office of Child Advocate</u></b>						
Office of Administration Fund (0135)						
OFFICE CHILD ADVOCATE PS	05.135	6323	102,228.00	102,228.00	---	---
OFFICE CHILD ADVOCATE E&E	05.135	6324	36,696.00	36,696.00	---	---
<b><u>DEPARTMENT OF AGRICULTURE</u></b>						
Agriculture Fund (0133)						
AGRICULTURE STATE OWNED	13.010	7677	18,375.00	18,374.16	---	0.84
<b><u>Office of the Director</u></b>						
Agriculture Fund (0133)						
DIRECTOR'S OFFICE PS	06.005	0530	45,708.00	---	---	45,708.00
DIRECTOR'S OFFICE E&E	06.005	0531	284,883.00	66,600.00	---	218,283.00
DIR OFFICE FED PS	06.005	3234	109,880.00	109,787.11	---	92.89
DIR OFFICE FED E&E	06.005	3257	224,325.00	114,583.82	---	109,741.18
Federal Stimulus - Agriculture Fund (2240)						
DIR OFFICE ARRA FED PS	06.005	8753	37,000.00	36,261.24	---	738.76
DIR OFFICE ARRA FED E&E	06.005	8754	2,000.00	182.19	---	1,817.81
<b><u>Division of Animal Health</u></b>						
Agriculture Fund (0133)						
ANIMAL HEALTH ADMIN PS	06.090	0245	825,147.00	602,974.93	---	222,172.07
ANIMAL HEALTH ADMIN E&E	06.090	8829	778,584.00	192,120.32	---	586,463.68
<b><u>Division of Grain Inspection and Warehousing</u></b>						
Agriculture Fund (0133)						
GRAIN REGULATORY SVS PS	06.100	6119	35,146.00	6,168.78	---	28,977.22
GRAIN REGULATORY SVS E&E	06.100	6120	36,211.00	3,351.15	---	32,859.85
<b><u>Division of Plant Industries</u></b>						
Agriculture Fund (0133)						
PLANT INDUSTRIES PRGM PS	06.110	0255	542,002.00	344,066.95	---	197,935.05
PLANT INDUSTRIES PRGM E&E	06.110	0259	720,882.00	364,327.27	---	356,554.73
GYPSY MOTH CNTRL PRGM	06.110	1825	60,000.00	---	---	60,000.00
GYPSY MOTH CNTRL PRGM PS	06.110	3559	29,630.00	11,791.00	---	17,839.00
GYPSY MOTH CNTRL PRGM E&E	06.110	3560	11,388.00	8,507.04	---	2,880.96

**Division of Weights and Measures**

Agriculture Fund (0133)							
WEIGHTS & MEASURES E&E	06.115	2572	50,000.00	2,323.61	---	47,676.39	
WEIGHTS & MEASURES PS	06.115	6662	36,915.00	---	---	36,915.00	

**Agric Business Development Division**

Agriculture Fund (0133)						
AGRI BUSINESS DEV PS	06.030	5279	22,694.00	13,165.41	---	9,528.59
AGRI BUSINESS DEV E&E	06.030	5280	459,041.00	385,656.47	---	73,384.53

**Missouri State Fair**

Agriculture Fund (0133)						
MSF-TORNADO SHELTERS/REST	19.010	8251	1,875,000.00	140,685.00	1,734,315.00	---

**DEPARTMENT OF INSURANCE,  
FINANCIAL INSTITUTIONS AND  
PROFESSIONAL REGISTRATION**

MDI Fund (0192)						
HEALTH INSUR COUNSELING	07.435	0794	1,250,000.00	1,108,370.03	---	141,629.97
IMPLEMENT FED GRANTS PS	07.410	7885	458,837.00	247,388.41	---	211,448.59
IMPLEMENT FED GRANTS E&E	07.410	7886	64,511.00	10,128.17	---	54,382.83

**DEPARTMENT OF ECONOMIC DEVELOPMENT**

Job Development and Training Fund (0155)						
DED LEASING	13.005	1980	1,349,126.00	933,798.24	---	415,327.76
DED STATE OWNED	13.010	7692	788,914.00	788,913.98	---	0.02
Energy Federal Fund (0866)						
DED STATE OWNED	13.010	8841	28,828.00	28,820.32	---	7.68

**Administrative Services**

Economic Development - Community Development Block Grant (Administration) Fund (0123)						
ADMINISTRATIVE SVS PS	07.005	1018	47,165.00	19,477.50	---	27,687.50
ADMINISTRATIVE SVS E&E	07.005	2275	1,777.00	263.12	---	1,513.88
Economic Development Fund (0129)						
ADMINISTRATIVE SVS E&E	07.005	2276	4,117.00	---	---	4,117.00
Job Development and Training Fund (0155)						
ADMINISTRATIVE SVS PS	07.005	1019	1,046,974.00	595,166.97	---	451,807.03
ADMINISTRATIVE SVS E&E	07.005	2172	420,691.00	59,289.93	---	361,401.07

**STATE OF MISSOURI  
SUMMARY OF APPROPRIATION ACTIVITY  
GENERAL FUND - FEDERAL FUNDS  
FOR THE APPROPRIATION YEAR 2014**

	H.B. No.	Appr. No.	Appropriations	Expenditures and Transfers Out	Biennial Rollovers to 2015	Lapse of Appropriations
<b><u>Business and Community Services</u></b>						
Economic Development - Community Development Block Grant (Pass-through) Fund (0118)						
COMTY DEV BLOCK GRANT	07.045	2427	80,000,000.00	30,798,497.87	---	49,201,502.13
MO DISASTER CASE MGMT	07.045	8223	2,813,163.00	609,258.55	---	2,203,904.45
Economic Development - Community Development Block Grant (Administration) Fund (0123)						
MARKETING PS	07.015	2378	86,112.00	67,098.33	---	19,013.67
MARKETING E&E	07.015	2380	48,638.00	1,523.76	---	47,114.24
SALES PS	07.015	2399	74,108.00	36,880.62	---	37,227.38
SALES E&E	07.015	2400	21,221.00	309.43	---	20,911.57
FINANCE PS	07.015	2412	198,346.00	134,300.72	---	64,045.28
FINANCE E&E	07.015	2413	100,903.00	3,586.62	---	97,316.38
COMPLIANCE PS	07.015	2424	526,491.00	426,142.09	---	100,348.91
COMPLIANCE E&E	07.015	2425	202,489.00	182,203.76	---	20,285.24
DUE DILIGENCE OFFICE PS	07.020	8306	50,250.00	---	---	50,250.00
Economic Development Fund (0129)						
IDEA PROGRAM	07.050	8088	5,126,901.00	3,522,299.41	---	1,604,601.59
GROW MO PROGRAM	07.050	8089	4,029,399.00	1,868,000.00	---	2,161,399.00
SMALL BUSINESS CREDIT PS	07.050	8090	219,922.00	10,056.00	---	209,866.00
SMALL BUSINESS CREDIT E&E	07.050	8091	10,000.00	2,794.67	---	7,205.33
Job Development and Training Fund (0155)						
MARKETING PS	07.015	2429	49,558.00	318.38	---	49,239.62
MO ECO RES INFO CNTR PS	07.015	3701	1,477,289.00	931,461.49	---	545,827.51
MO ECO RES INFO CNTR E&E	07.015	3702	302,933.00	78,304.22	---	224,628.78
Community Service Commission Fund (0197)						
MO COMMUNITY SVS COMM	07.085	2184	3,750,000.00	2,528,909.02	---	1,221,090.98
MO COMMUNITY SVS COMM PS	07.085	3642	192,927.00	151,423.97	---	41,503.03
<b><u>Workforce Development</u></b>						
Job Development and Training Fund (0155)						
WORKFORCE DEVELOPMENT PS	07.110	0584	18,757,673.00	9,754,744.52	---	9,002,928.48
JOB TRAINING	07.115	0585	78,659,293.00	45,050,575.73	---	33,608,717.27
TAA & JTPA PROGRAMS	07.115	0594	18,000,000.00	4,156,465.41	---	13,843,534.59
WORKFORCE DEVELOPMENT E&E	07.110	2190	4,018,529.00	1,267,273.44	---	2,751,255.56
WOMEN'S COUNCIL ADMIN PS	07.140	7040	56,520.00	56,499.40	---	20.60
WOMEN'S COUNCIL ADMIN E&E	07.140	7041	12,765.00	8,397.08	---	4,367.92
Show-Me Heroes Fund (0995)						
WORKFORCE DEVELOPMENT	07.110	3048	500,000.00	300,046.38	---	199,953.62

Federal Stimulus - Economic Development Fund (2252)							
ECONOMIC DEVO ASSISTANCE	07.115	8386	25,000.00	6,612.35	---	18,387.65	
EMERGING INDUSTRY GRANTS	07.115	8387	1,000,000.00	267,181.97	---	732,818.03	
<b><u>Public Service Commission</u></b>							
Federal Stimulus - Natural Resources Fund (2280)							
PSC ENERGY EFFICIENT PS	07.175	8384	89,599.00	34,961.00	---	54,638.00	
PSC ENERGY EFFICIENT E&E	07.175	8385	13,189.00	10,042.05	---	3,146.95	
<b><u>Missouri Council on the Arts</u></b>							
Economic Development - Missouri Council on the Arts Fund (0138)							
MO ARTS COUNCIL E&E	07.090	2188	635,014.00	387,709.10	---	247,304.90	
MO ARTS COUNCIL PS	07.090	4357	337,472.00	206,519.61	---	130,952.39	
<b><u>DEPARTMENT OF ELEMENTARY AND SECONDARY EDUCATION</u></b>							
Vocational Rehabilitation Fund (0104)							
DESE LEASING	13.005	1035	1,966,082.00	1,829,472.56	---	136,609.44	
DESE STATE OWNED	13.010	7660	623,612.00	623,611.32	---	0.68	
Elementary and Secondary Education Fund (0105)							
DESE LEASING	13.005	1034	2,696.00	758.19	---	1,937.81	
DESE STATE OWNED	13.010	7661	352,801.00	352,800.36	---	0.64	
Assistive Technology Fund (0188)							
DESE LEASING	13.005	2486	32,127.00	28,986.36	---	3,140.64	
<b><u>Division of Financial and Administrative Services</u></b>							
Vocational Rehabilitation Fund (0104)							
REFUNDS	02.010	8855	59,340.00	58,180.80	---	1,159.20	
Elementary and Secondary Education Fund (0105)							
SCHOOL FOOD SERVICES	02.035	0496	287,610,200.00	272,295,630.05	---	15,314,569.95	
DIV OF GENERAL ADMIN PS	02.005	0538	1,881,809.00	1,485,476.07	---	396,332.93	
DIV OF GENERAL ADMIN E&E	02.005	2296	591,084.00	557,580.74	---	33,503.26	
FED GRANTS & DONATIONS	02.050	4206	9,950,000.00	672,364.32	---	9,277,635.68	
REFUNDS	02.010	7893	10,000.00	---	---	10,000.00	
Federal Stimulus - Elementary and Secondary Education Fund (2256)							
REFUNDS	02.010	8033	660.00	659.81	---	0.19	

**STATE OF MISSOURI  
SUMMARY OF APPROPRIATION ACTIVITY  
GENERAL FUND - FEDERAL FUNDS  
FOR THE APPROPRIATION YEAR 2014**

	H.B. No.	Appr. No.	Appropriations	Expenditures and Transfers Out	Biennial Rollovers to 2015	Lapse of Appropriations
<b><u>Division of Learning Services</u></b>						
Elementary and Secondary Education Fund (0105)						
CHILD CARE DEV TRAINING	02.065	0027	399,500.00	395,017.99	---	4,482.01
CHARTER SCHOOLS	02.120	0047	2,432,000.00	991,424.17	---	1,440,575.83
TITLE I IASA	02.090	0500	250,000,000.00	245,626,863.42	---	4,373,136.58
VOC ED-DISTRIBUTIONS	02.080	0513	25,991,000.00	17,040,722.54	---	8,950,277.46
EARLY GRADE LITERACY PRGM	02.030	0945	1.00	---	---	1.00
EARLY CHILDHOOD PROGRAM	02.065	0947	824,000.00	335,360.20	---	488,639.80
SCHOOL AGE AFTERSCHL PROG	02.070	0948	21,908,383.00	21,908,383.00	---	---
SPECIAL EDUCATION-GRANT	02.165	2265	274,873,391.00	219,912,850.13	---	54,960,540.87
TROOPS TO TEACHERS E&E	02.160	2435	153,610.00	31,365.52	---	122,244.48
FEDERAL REFUGEES	02.135	3033	300,000.00	146,373.91	---	153,626.09
MO HISTORY TEACHERS PRG	02.085	4162	543.00	---	---	543.00
FIRST STEPS	02.175	4580	10,993,757.00	4,768,513.85	---	6,225,243.15
OTHER FEDERAL GRANTS	02.100	4600	1,500,000.00	811,396.81	---	688,603.19
PERFORM BASED ASSESSMENT	02.075	5632	10,184,722.00	7,894,130.46	---	2,290,591.54
RURAL/LOW INC SCHL GRANTS	02.125	5875	4,500,000.00	2,689,187.53	---	1,810,812.47
LANGUAGE ACQUISITION	02.130	5876	5,200,000.00	5,200,000.00	---	---
AP/DUAL CREDIT	02.110	6102	315,875.00	169,011.00	---	146,864.00
TITLE II IMP TEACHER QLTY	02.115	6218	59,348,890.00	43,410,892.04	---	15,937,997.96
DIV OF LEARNING SRVS PS	02.060	7812	6,455,863.00	4,912,808.34	---	1,543,054.66
DIV OF LEARNING SRVS E&E	02.060	7813	4,929,393.00	2,370,461.71	---	2,558,931.29
ADULT ED & LITERACY	02.155	9428	9,999,155.00	7,235,777.33	---	2,763,377.67
Federal Stimulus - Elementary and Secondary Education Fund (2256)						
TITLE I SCHOOL IMPROVMENT	02.095	8393	5,000,000.00	---	---	5,000,000.00
<b><u>Office of Special Education</u></b>						
Elementary and Secondary Education Fund (0105)						
BOARD OPERATED PS	02.015	0020	698,108.00	114,708.36	---	583,399.64
BOARD OPERATED E&E	02.015	2301	7,001,668.00	2,640,502.43	---	4,361,165.57
BD OPERATING MEDICAID E&E	02.015	3574	1,000,000.00	39,100.00	---	960,900.00
Assistive Technology Fund (0188)						
MO ASSISTIVE TECH-PS	02.225	2346	230,358.00	167,050.82	---	63,307.18
MO ASSISTIVE TECH-EE	02.225	2350	570,138.00	405,408.05	---	164,729.95

**Office of Vocational Rehabilitation**

Vocational Rehabilitation Fund (0104)

VOCATIONAL REHAB GRANT	02.140	0507	42,660,946.00	31,790,740.04	---	10,870,205.96
DISABILITY DETERMIN GRANT	02.145	0512	21,000,000.00	16,179,635.03	---	4,820,364.97
ADULT LEARN&REHAB SERV PS	02.060	0523	27,484,609.00	25,826,313.43	---	1,658,295.57
VOC REHAB GRANT FROM DMH	02.140	1294	1,000,000.00	999,999.25	---	0.75
FED GRANTS & DONATIONS	02.050	1583	50,000.00	46,354.74	---	3,645.26
ADULT LEARN&REHAB SERV EE	02.060	2317	2,715,474.00	2,338,498.41	---	376,975.59
INDEPENDENT LIVING CNTRS	02.150	2808	1,292,546.00	1,286,559.40	---	5,986.60

**DEPARTMENT OF HIGHER EDUCATION**

**Higher Education Administration**

Higher Education Fund (0116)

IMPROVE TEACHER GRNT PS	03.025	0795	53,436.00	36,999.40	---	16,436.60
IMPROVE TEACHER GRNT E&E	03.025	0796	10,000.00	8,171.66	---	1,828.34
COORDINATION ADMIN E&E	03.005	1064	45,354.00	11,736.95	---	33,617.05
COORDINATION ADMIN PS	03.005	1110	235,439.00	180,138.78	---	55,300.22
IMPROVING TEACHER GRANT	03.025	1305	1,719,936.00	1,013,084.42	---	706,851.58
ACCESS CHALLENGE GRNT PS	03.040	4454	370,000.00	175,413.97	---	194,586.03
ACCESS CHALLENGE GRNT E&E	03.040	4457	259,306.00	112,151.99	---	147,154.01
ACCESS CHALLENGE GRNT	03.040	4460	2,370,694.00	1,373,144.71	---	997,549.29
FED GRANTS/DONATIONS E&E	03.030	5316	999,000.00	---	---	999,000.00
FED GRANTS/DONATIONS	03.030	6229	1,000.00	---	---	1,000.00
GEAR-UP Scholarship Program Fund (0737)						
GEAR UP SCHOLARSHIPS	03.100	5655	100,000.00	---	---	100,000.00

**DEPARTMENT OF HEALTH AND SENIOR SERVICES**

Health Fund (0143)

HEALTH LEASING	13.005	4182	1,940,390.00	1,939,217.36	---	1,172.64
REFUNDS	10.630	7330	100,000.00	2,813.64	---	97,186.36
HEALTH STATE OWNED	13.010	7758	959,310.00	959,309.22	---	0.78
DHSS - INSTITUTIONAL	13.015	8142	10,652.00	10,652.00	---	---
Federal Stimulus - Health and Senior Services Fund (2264)						
DHSS ARRA GRANTS	10.635	8224	315,198.00	315,173.27	---	24.73
DHSS ARRA GRANTS PS	10.635	8774	6,550.00	6,549.89	---	0.11



**STATE OF MISSOURI  
SUMMARY OF APPROPRIATION ACTIVITY  
GENERAL FUND - FEDERAL FUNDS  
FOR THE APPROPRIATION YEAR 2014**

	H.B. No.	Appr. No.	Appropriations	Expenditures and Transfers Out	Biennial Rollovers to 2015	Lapse of Appropriations
<b><u>Office of the Director</u></b>						
Health Fund (0143)						
OFC OF MINORITY HLTH PS	10.665	7146	90,990.00	24,191.02	---	66,798.98
OFC OF MINORITY HLTH E&E	10.665	7147	104,621.00	---	---	104,621.00
OFC WOMEN'S HEALTH PS	10.610	8171	184,800.00	183,996.14	---	803.86
OPCRH PS	10.610	8175	568,421.00	525,433.20	---	42,987.80
OPCRH E&E	10.610	8176	274,227.00	274,195.37	---	31.63
OPCRH PROGRAM	10.610	8183	978,866.00	766,576.96	---	212,289.04
SEXUAL VIOLNC VIC SVC E&E	10.605	8288	105,460.00	38,099.00	---	67,361.00
SEXUAL VIOLNC VICTIMS SVC	10.605	8289	776,674.00	402,174.16	---	374,499.84
DIRECTOR'S OFFICE PS	10.600	8445	1,491,885.00	1,308,188.22	---	183,696.78
DIRECTOR'S OFFICE E&E	10.600	8446	151,233.00	122,883.46	---	28,349.54
<b><u>Administration</u></b>						
Health Fund (0143)						
FEDERAL GRANTS E&E	10.635	2123	2,684,803.00	462,220.06	---	2,222,582.94
FEDERAL GRANTS PS	10.635	3946	93,450.00	---	---	93,450.00
ADMIN SHARED EXPENSES E&E	10.615	6806	65,277.00	31,437.38	---	33,839.62
DIVISION OF ADMIN PS	10.615	7695	2,359,877.00	2,284,292.66	---	75,584.34
DIVISION OF ADMIN E&E	10.615	7696	2,129,053.00	2,128,314.59	---	738.41
<b><u>Division of Community and Public Health</u></b>						
Health Fund (0143)						
DIV COMM&PUBLIC HLTH PS	10.640	1217	14,257,318.00	13,799,680.96	---	457,637.04
DIV COMM&PUBLIC HLTH E&E	10.640	1218	2,997,001.00	2,755,174.77	---	241,826.23
DIV COMM&PUBLIC HLTH PROG	10.650	1256	33,450,000.00	25,242,049.28	---	8,207,950.72
MEDICATIONS	10.650	1493	40,290,453.00	39,519,026.41	---	771,426.59
SUMMER FOOD SVS PRGM DIST	10.655	1662	12,000,000.00	9,993,967.10	---	2,006,032.90
DCPH MEDICAID PS	10.640	1964	1,276,208.00	1,271,793.50	---	4,414.50
DCPH MEDICAID E&E	10.640	1966	57,954.00	50,044.72	---	7,909.28
DCPH PROG MEDICAID	10.650	1974	250,980.00	216,462.30	---	34,517.70
BRAIN INJRY SVS MEDICAID	10.650	2002	191,947.00	145,177.98	---	46,769.02
MEDICAL LOAN PROGRAM	10.660	3934	174,446.00	174,446.00	---	---
PUBLIC HEALTH LAB PS	10.675	4174	541,499.00	541,499.00	---	---
PUBLIC HEALTH LAB E&E	10.675	4175	1,167,055.00	1,167,055.00	---	---
CTR ER RESP/TERRORISM E&E	10.670	5641	16,990,116.00	12,899,140.56	---	4,090,975.44
CTR ER RESP/TERRORISM PS	10.670	5903	3,212,151.00	2,551,735.16	---	660,415.84
WIC SUPP FOOD DISTRIBUT	10.655	7730	132,444,984.00	124,392,063.28	---	8,052,920.72
VACCINATIONS	10.650	8124	10,000.00	---	---	10,000.00
LOCAL PUBLIC HLT	10.645	8397	7,200,000.00	7,198,221.00	---	1,779.00
CHILD-ADULT CARE FOOD PRG	10.655	8456	55,735,867.00	49,618,942.93	---	6,116,924.07

**Division of Senior and Disability Service**

Health Fund (0143)

DIV SENIOR&DISABILITY PS	10.680	1260	3,205,736.00	3,090,087.90	---	115,648.10
DIV SENIOR&DISABILITY E&E	10.680	1261	336,917.00	286,234.94	---	50,682.06
DSDS MEDICAID PS	10.680	2012	5,394,174.00	5,278,509.36	---	115,664.64
DSDS MEDICAID E&E	10.680	2013	752,131.00	509,896.31	---	242,234.69
IN HOME SVS MEDICAID	10.695	2029	456,126,549.00	455,990,928.64	---	135,620.36
ALZHEIMER'S SERVICE	10.700	2909	367,000.00	---	---	367,000.00
ADULT PROTECTIVE SERV PRG	10.690	2980	667,028.00	47,032.05	---	619,995.95
AAA CONTRACTS	10.705	2981	35,000,000.00	27,698,232.19	---	7,301,767.81
HCBS REASSESSMENT	10.695	8256	1,264,782.00	274,980.95	---	989,801.05
HCBS ASSESSMENT UNIT PS	10.695	8271	1,215,885.00	1,203,142.04	---	12,742.96
HCBS ASSESSMENT UNIT E&E	10.695	8273	262,660.00	169,308.80	---	93,351.20
HCBS CALL CENTER PS	10.695	8275	243,177.00	243,075.77	---	101.23
HCBS CALL CENTER E&E	10.695	8277	13,752.00	3,139.15	---	10,612.85
HCBS REASSESSMENT PS	10.695	8824	235,218.00	235,217.50	---	0.50

**Division of Regulation and Licensure**

Health Fund (0143)

DIV OF REG&LICENSURE PS	10.715	1266	7,660,241.00	7,523,861.22	---	136,379.78
DIV OF REG&LICENSURE E&E	10.715	1269	829,837.00	801,140.75	---	28,696.25
CHILD CARE IMPROVE PRGM	10.720	1812	461,675.00	359,985.57	---	101,689.43
DRL MEDICAID PS	10.715	2018	3,710,759.00	3,591,299.27	---	119,459.73
DRL MEDICAID E&E	10.715	2021	253,187.00	251,835.24	---	1,351.76

**DEPARTMENT OF TRANSPORTATION**

Multimodal Operations Fund (0126)

FRINGES MULTIMODAL PS	04.405	0102	184,799.00	163,311.86	---	21,487.14
GRANTS-SEC 5303	04.485	0437	15,910,249.00	6,823,760.50	---	9,086,488.50
GRANTS-SEC 5309 (SEC 3)	04.480	1316	16,499,394.00	3,227,637.46	---	13,271,756.54
IMPROVED PASSENGER RAIL	04.495	1880	35,000,000.00	13,291,967.58	---	21,708,032.42
SUPPORT TO MULTIMODAL DIV	04.450	4272	83,500.00	34,932.85	---	48,567.15
FED RAIL PORT & FRT ASST	04.545	8158	1,000,000.00	---	---	1,000,000.00
BUS & BUS FAC TRNSIT GRNT	04.490	8249	5,000,000.00	---	---	5,000,000.00
CI GRANTS SEC 5310 (16)	04.465	8493	15,190,030.00	815,673.96	---	14,374,356.04
SMALL URBAN&RURAL TRAN	04.475	8726	27,124,692.00	15,048,232.49	---	12,076,459.51
MULTIMODAL OPS ADMIN PS	04.445	8901	269,658.00	241,934.87	---	27,723.13
MULTIMODAL OPS ADMIN E&E	04.445	8902	249,625.00	27,002.59	---	222,622.41
FEDERAL AVIATION ASSIST	04.535	8905	41,416,304.00	26,030,302.17	---	15,386,001.83

Transportation - Highway Safety Fund (0149)

MAINTENANCE PS	04.420	6309	307,771.00	264,211.27	---	43,559.73
MAINTENANCE E&E	04.420	6310	54,393.00	54,393.00	---	---
FRINGES MAINTENANCE PS	04.405	6312	216,453.00	154,990.78	---	61,462.22
FRINGES MAINTENANCE E&E	04.405	6313	3,010.00	---	---	3,010.00
HIGHWAY SAFETY GRANTS	04.420	6314	18,977,120.00	13,744,715.62	---	5,232,404.38

**STATE OF MISSOURI  
SUMMARY OF APPROPRIATION ACTIVITY  
GENERAL FUND - FEDERAL FUNDS  
FOR THE APPROPRIATION YEAR 2014**

	H.B. No.	Appr. No.	Appropriations	Expenditures and Transfers Out	Biennial Rollovers to 2015	Lapse of Appropriations
MCSAP/Division of Transportation Fund (0185)						
MOTOR CARRIER SFTY ASSIST	04.420	6315	1,999,725.00	1,477,828.81	---	521,896.19
Federal Stimulus - Missouri Department of Transportation Fund (2268)						
ARRA SM URBN & RURL TRANS	04.475	8781	2,000.00	2,000.00	---	---
<b><u>DEPARTMENT OF LABOR AND INDUSTRIAL RELATIONS</u></b>						
Labor and Industrial Relations - Commission on Human Rights Fund (0117)						
DOLIR LEASING	13.005	2464	7,501.00	6,761.40	---	739.60
DOLIR STATE OWNED	13.010	7714	32,110.00	32,109.72	---	0.28
Labor and Industrial Relations Administrative Fund (0122)						
DOLIR STATE OWNED	13.010	7715	259,287.00	259,286.52	---	0.48
Division of Labor Standards Fund (0186)						
DOLIR STATE OWNED	13.010	7721	4,428.00	4,427.64	---	0.36
Unemployment Compensation Administration Fund (0948)						
DOLIR LEASING	13.005	3233	105,802.00	69,653.88	---	36,148.12
DOLIR STATE OWNED	13.010	7723	872,005.00	872,004.66	---	0.34
<b><u>Labor Director and Administration</u></b>						
Labor and Industrial Relations Administrative Fund (0122)						
DIRECTOR AND STAFF PS	07.800	1869	2,512,736.00	2,263,722.72	---	249,013.28
DIRECTOR AND STAFF EE	07.800	1870	1,411,970.00	805,902.87	---	606,067.13
LIFE INSURANCE COSTS	07.800	2926	65,000.00	48,218.03	---	16,781.97
Unemployment Compensation Administration Fund (0948)						
DIRECTOR AND STAFF E&E	07.800	5834	1,764,700.00	204,561.48	---	1,560,138.52
<b><u>Division of Labor Standards</u></b>						
Division of Labor Standards Fund (0186)						
ON-SITE CONSULT/LS PS	07.825	5890	695,275.00	573,480.30	---	121,794.70
ON-SITE CONSULT/LS E&E	07.825	5891	290,893.00	115,734.71	---	175,158.29
MINE SAFETY TRNG PRGM PS	07.830	5892	180,795.00	61,254.53	---	119,540.47
MINE SAFETY TRNG PRGM E&E	07.830	5893	165,081.00	19,162.63	---	145,918.37
DLS ADMINISTRATION E&E	07.820	8676	32,670.00	---	---	32,670.00

**Division of Employment Security**

Unemployment Compensation Administration  
Fund (0948)

ADMIN EMP SEC PS	07.875	0694	23,178,515.00	19,434,383.75	---	3,744,131.25
ADMIN EMP SEC E&E	07.875	0696	7,933,171.00	2,575,550.99	---	5,357,620.01
EMPLOYMENT & TRAINING PAY	07.880	3910	13,000,000.00	9,740,442.50	---	3,259,557.50
UI MODERNIZATION E&E	07.875	8408	2,603,196.00	---	---	2,603,196.00

Federal Stimulus - Labor and Industrial  
Relations Fund (2272)

UI MODERNIZATION E&E	07.875	8407	8,724,025.00	8,723,802.79	---	222.21
----------------------	--------	------	--------------	--------------	-----	--------

**Commission on Human Rights**

Labor and Industrial Relations - Commission  
on Human Rights Fund (0117)

COMM ON HUMAN RIGHTS PS	07.900	5996	918,423.00	739,882.17	---	178,540.83
COMM ON HUMAN RIGHTS E&E	07.900	5998	178,484.00	97,074.97	---	81,409.03

**Labor and Industrial Relations Commission**

Unemployment Compensation Administration  
Fund (0948)

INDUSTRIAL COMMISSION PS	07.815	3094	480,452.00	461,280.50	---	19,171.50
INDUSTRIAL COMMISSION E&E	07.815	3095	60,588.00	11,182.80	---	49,405.20

**DEPARTMENT OF MENTAL HEALTH**

Mental Health Intergovernmental Transfer  
Fund (0147)

REFUNDS	10.030	4411	100.00	---	---	100.00
---------	--------	------	--------	-----	-----	--------

Mental Health Fund (0148)

REFUNDS	10.030	4406	250,000.00	2,577.00	---	247,423.00
MENTAL HEALTH STATE OWNED	13.010	7752	188,236.00	188,235.93	---	0.07

**Office of the Director**

Mental Health Intergovernmental Transfer  
Fund (0147)

DMH INTERGOVERNMENTAL	10.060	5906	8,000,000.00	6,368,114.00	---	1,631,886.00
-----------------------	--------	------	--------------	--------------	-----	--------------

Mental Health Fund (0148)

DIRECTOR'S OFFICE PS	10.005	0670	88,571.00	68,730.77	---	19,840.23
DIRECTOR'S OFFICE E&E	10.005	2045	52,013.00	18,974.02	---	33,038.98
DMH FEDERAL FUND E&E	10.045	2049	2,461,728.00	23,587.85	---	2,438,140.15
STAFF TRAINING	10.025	2247	157,618.00	155,772.08	---	1,845.92
OPERATIONAL SUPPORT PS	10.020	5311	881,408.00	688,536.15	---	192,871.85
OPERATIONAL SUPPORT E&E	10.020	5312	800,078.00	760,119.56	---	39,958.44
DMH INTERGOVERNMENTAL	10.060	5905	15,000,000.00	10,330,758.00	---	4,669,242.00
HEALTHCARE TECHNOLOGY PS	10.020	6979	10,238.00	---	---	10,238.00

**STATE OF MISSOURI  
SUMMARY OF APPROPRIATION ACTIVITY  
GENERAL FUND - FEDERAL FUNDS  
FOR THE APPROPRIATION YEAR 2014**

	H.B. No.	Appr. No.	Appropriations	Expenditures and Transfers Out	Biennial Rollovers to 2015	Lapse of Appropriations
STAFF TRAINING PS	10.025	7025	310,382.00	264,723.69	---	45,658.31
CHILD SYSTEM OF CARE PS	10.050	7243	39,001.00	27,997.69	---	11,003.31
CHILD SYSTEM OF CARE E&E	10.050	7244	824,991.00	714,920.77	---	110,070.23
CHILD SYSTEM OF CARE PRG	10.050	7245	505,000.00	425,308.65	---	79,691.35
DMH FEDERAL FUND PS	10.045	9373	115,741.00	---	---	115,741.00
<b><u>Division of Alcohol and Drug Abuse</u></b>						
Mental Health Fund (0148)						
SHELTER PLUS CARE GRANTS	10.055	1681	10,943,496.00	10,837,465.58	---	106,030.42
ADA TREATMENT SVS E&E	10.110	2051	3,037,251.00	1,500,380.15	---	1,536,870.85
ADA ADMIN PS	10.100	2151	886,531.00	776,927.95	---	109,603.05
ADA ADMIN E&E	10.100	2152	180,565.00	107,897.52	---	72,667.48
PREVENTION & EDU SVS	10.105	2154	3,614,734.00	3,105,289.88	---	509,444.12
HOUSING FOR VETERANS	10.055	2781	715,000.00	715,000.00	---	---
SATOP	10.120	3899	407,458.00	53,074.00	---	354,384.00
PREVENTION & EDU SVS PS	10.105	4143	183,142.00	112,862.32	---	70,279.68
PREVENTION & EDU SVS E&E	10.105	4144	192,363.00	5,008.31	---	187,354.69
TOBACCO INVESTIGTNS PS	10.105	4145	19,584.00	---	---	19,584.00
TOBACCO INVESTIGTNS E&E	10.105	4146	103,622.00	20,000.00	---	83,622.00
ADA TREATMENT SERVICES	10.110	4149	28,209,004.00	17,578,912.20	---	10,630,091.80
ADA TREATMENT SVS PS	10.110	4150	807,434.00	636,593.10	---	170,840.90
COMMUNITY 2000	10.105	4650	2,121,484.00	1,713,149.25	---	408,334.75
SCHOOL BASED PREVENTION	10.105	4651	1,264,177.00	856,996.48	---	407,180.52
ADA FED MEDICAID	10.110	6677	30,481,784.00	24,267,957.17	---	6,213,826.83
ACCESS RECOVERY GRANT PS	10.110	7037	159,243.00	159,176.68	---	66.32
ACCESS RECOVERY GRANT E&E	10.110	7038	693,550.00	18,359.22	---	675,190.78
ACCESS RECOVERY TREATMENT	10.110	7039	3,825,740.00	3,028,291.24	---	797,448.76
SATOP PS	10.120	7246	20,934.00	16,547.02	---	4,386.98
ADA PREVENTION PS	10.105	7831	303,741.00	294,414.28	---	9,326.72
ADA PREVENTION E&E	10.105	7832	132,185.00	100,908.35	---	31,276.65
<b><u>Division of Comprehensive Psychiatric Services</u></b>						
Mental Health Fund (0148)						
CTR FOR BEHAV MED PS	10.330	0208	242,022.00	134,646.46	---	107,375.54
METRO STL PSY CTR PS	10.320	0874	366,973.00	297,689.20	---	69,283.80
NW MO PSY REHAB CENTER PS	10.305	1003	613,205.00	427,542.51	---	185,662.49
STL PSY REHAB CTR PS	10.310	1004	581,251.00	458,490.04	---	122,760.96

ADULT COMMUNITY PRGM PS	10.210	1480	279,539.00	171,022.57	---	108,516.43
YOUTH COMMUNITY PRGM PS	10.225	1483	203,749.00	178,624.59	---	25,124.41
HOMELESS MENTALLY ILL	10.210	1686	964,080.00	869,640.00	---	94,440.00
CPS ADMIN PS	10.200	1846	639,574.00	542,575.34	---	96,998.66
CPS ADMIN E&E	10.200	1847	330,566.00	183,009.88	---	147,556.12
ADULT COMMUNITY PRGM E&E	10.210	2054	1,596,458.00	1,596,458.00	---	---
ADULT COMMUNITY PROGRAM	10.210	2055	38,532,257.00	23,254,015.55	---	15,278,241.45
YOUTH COMMUNITY PRGM E&E	10.225	2058	1,089,690.00	673,116.39	---	416,573.61
YOUTH COMMUNITY PROGRAM	10.225	2059	7,538,205.00	2,178,432.99	---	5,359,772.01
SUICIDE PREVENTION PS	10.200	2075	25,490.00	23,925.42	---	1,564.58
FORENSIC SUPPORT SVS PS	10.220	2630	4,225.00	3,133.29	---	1,091.71
SEMO MHC-SORTS PS	10.325	2631	27,824.00	27,824.00	---	---
FULTON HSP PHAR CONTR E&E	10.300	2634	223,224.00	223,224.00	---	---
NW MO PRC PHAR CONTR E&E	10.305	2635	105,903.00	105,903.00	---	---
STL PRC PHAR CONTR E&E	10.310	2636	93,210.00	93,210.00	---	---
SEMO MHC PHAR CONTR E&E	10.325	2638	219,538.00	219,538.00	---	---
CTR BEHAV MED PHAR CNT EE	10.330	2640	133,930.00	133,930.00	---	---
HAWTHORN CPH PHAR CNT E&E	10.335	2641	93,210.00	93,210.00	---	---
CTR FOR BEHAV MED E&E	10.330	2642	560,029.00	367,206.59	---	192,822.41
MEDICATION COST INCREASES	10.235	2767	916,243.00	---	---	916,243.00
SW MO PSY REHAB CTR PS	10.315	3042	155,016.00	154,632.19	---	383.81
SW MO PSY REHAB CTR E&E	10.315	3047	25,169.00	25,169.00	---	---
HEALTHCARE TECHNOLOGY E&E	10.020	3628	506,650.00	285,825.00	---	220,825.00
SUICIDE PREVENTION E&E	10.200	4654	620,401.00	488,383.44	---	132,017.56
HAWTHORN PSY HOSPTL PS	10.335	5567	1,726,087.00	1,726,087.00	---	---
HAWTHORN PSY HOSPTL E&E	10.335	5568	98,999.00	98,999.00	---	---
ADULT CP FED MEDICAID	10.210	6678	154,189,064.00	118,350,402.10	---	35,838,661.90
YOUTH CP FED MEDICAID	10.225	6679	36,036,520.00	30,515,109.51	---	5,521,410.49
CPS FACILITY SUPPORT-E&E	10.205	6773	3,440,809.00	1,139,394.80	---	2,301,414.20
SOUTHEAST MO MHC PS	10.325	6938	251,625.00	230,583.00	---	21,042.00
SOUTHEAST MO MHC E&E	10.325	6939	106,921.00	---	---	106,921.00
COTTONWOOD TRMT CTR PS	10.340	7014	1,716,259.00	1,676,059.84	---	40,199.16
COTTONWOOD TRMT CTR E&E	10.340	7015	411,443.00	230,843.89	---	180,599.11
NW MO PSY REHAB OVERTIME	10.305	7189	11,303.00	11,303.00	---	---
STL PSY REHAB OVERTIME	10.310	7191	936.00	936.00	---	---
HAWTHORN HOSP OVERTIME	10.335	7194	7,258.00	7,258.00	---	---
COTTONWOOD TRMT OVERTIME	10.340	7196	1,125.00	1,125.00	---	---
METRO STL PSY OVERTIME	10.320	7198	1,149.00	1,149.00	---	---
FULTON STATE HOSPITAL PS	10.300	7356	938,601.00	937,794.75	---	806.25
FULTON STATE HOSPITAL E&E	10.300	7357	584,987.00	413,458.93	---	171,528.07
NW MO PSY REHAB CTR E&E	10.305	8285	61,440.00	---	---	61,440.00
STL PSY REHAB CTR E&E	10.310	8286	240.00	---	---	240.00
METRO STL PSY CTR E&E	10.320	8287	739.00	---	---	739.00
FORENSIC SUPPORT SVS E&E	10.220	8394	37,235.00	32,008.70	---	5,226.30

**STATE OF MISSOURI  
SUMMARY OF APPROPRIATION ACTIVITY  
GENERAL FUND - FEDERAL FUNDS  
FOR THE APPROPRIATION YEAR 2014**

	H.B. No.	Appr. No.	Appropriations	Expenditures and Transfers Out	Biennial Rollovers to 2015	Lapse of Appropriations
<b><u>Division of Developmental Disabilities</u></b>						
Mental Health Fund (0148)						
BELLEFONTAINE MEDICAID PS	10.555	0886	8,897,058.00	7,949,544.96	---	947,513.04
DD COMMUNITY PROGRAMS PS	10.410	1683	188,352.00	156,665.07	---	31,686.93
DD COMMUNITY PROGRAMS E&E	10.410	1684	39,611.00	39,611.00	---	---
DD ADMIN PS	10.400	1913	309,468.00	283,786.88	---	25,681.12
DD ADMIN E&E	10.400	1914	58,877.00	58,877.00	---	---
COMMUNITY PROGRAMS	10.410	1922	8,755,000.00	8,087,353.57	---	667,646.43
COMMUNITY PRG-MEDICAID MT	10.410	2074	26,473,482.00	22,488,779.56	---	3,984,702.44
DD COM SUP STAFF PS	10.415	2200	11,888,553.00	9,219,174.36	---	2,669,378.64
DD COM SUP STAFF E&E	10.415	2201	670,748.00	574,551.41	---	96,196.59
BELLEFONTAINE MEDICAID EE	10.555	2347	1,252,414.00	233,043.25	---	1,019,370.75
HIGGINSVILLE MEDICAID PS	10.560	3027	5,618,440.00	5,312,728.61	---	305,711.39
KANSAS CITY RO E&E	10.520	3028	1,478.00	---	---	1,478.00
SIKESTON RO E&E	10.540	3029	1,478.00	106.17	---	1,371.83
ST LOUIS RC E&E	10.550	3030	1,478.00	---	---	1,478.00
DEV DISABILITS GRANT PS	10.420	4163	381,024.00	336,982.32	---	44,041.68
DEV DISABILITS GRANT E&E	10.420	4164	1,171,512.00	859,429.15	---	312,082.85
MARSHALL HC MEDICAID PS	10.565	5535	8,846,558.00	6,312,303.04	---	2,534,254.96
ST LOUIS DDTM MEDICAID PS	10.575	5538	12,391,262.00	11,175,721.92	---	1,215,540.08
ST LOUIS DDTM MEDICAID EE	10.575	5543	431,532.00	41,499.66	---	390,032.34
DD FED MEDICAID	10.410	6680	445,874,728.00	409,068,427.21	---	36,806,300.79
DD POOL MEDICAID PS	10.405	7124	1,553,856.00	1,392,280.88	---	161,575.12
ALBANY RO PS	10.500	7125	16,262.00	16,123.45	---	138.55
CENTRAL MO RO PS	10.505	7126	50,585.00	50,510.31	---	74.69
HANNIBAL RO PS	10.510	7127	65,473.00	65,473.00	---	---
KANSAS CITY RO PS	10.520	7129	87,014.00	86,341.78	---	672.22
ROLLA RO PS	10.535	7132	133,815.00	132,646.82	---	1,168.18
ST. LOUIS RO PS	10.550	7135	96,693.00	92,744.67	---	3,948.33
ALBANY RO E&E	10.500	7136	2,336.00	2,336.00	---	---
CENTRAL MO RO E&E	10.505	7137	1,478.00	650.18	---	827.82
HANNIBAL RC E&E	10.510	7138	1,478.00	1,478.00	---	---
JOPLIN RO E&E	10.515	7139	1,478.00	---	---	1,478.00
KIRKSVILLE RO E&E	10.525	7140	1,478.00	1,478.00	---	---
POPULAR BLUFF RO E&E	10.530	7141	1,478.00	106.17	---	1,371.83
ROLLA RO E&E	10.535	7142	1,478.00	1,212.47	---	265.53
SPRINGFIELD RO E&E	10.545	7143	1,478.00	1,178.22	---	299.78
NEVADA HC MEDICAID PS	10.570	7794	6,066,491.00	5,010,808.20	---	1,055,682.80
SE MO RES SVS MEDICAID PS	10.580	7795	4,478,626.00	4,349,827.49	---	128,798.51

SE MO RES OVERTIME MEDIC	10.580	7796	83,927.00	83,927.00	---	---
HIGGINSVILLE MEDICAID E&E	10.560	7841	950,807.00	347,031.13	---	603,775.87
NEVADA NC MEDICAID E&E	10.570	7842	459,918.00	229,921.87	---	229,996.13
SE MO RES SVS MEDICAID EE	10.580	7843	758,271.00	495,619.88	---	262,651.12
DD POOL MEDICAID E&E	10.405	7939	1,242,377.00	124,799.86	---	1,117,577.14
BELLEFONTAINE MED OVRTIME	10.555	7942	38,931.00	38,929.37	---	1.63
NW COMMUNITY SRVS MED-PS	10.560	7944	2,777,300.00	2,777,300.00	---	---
HIGGINSVILLE HC MED OVT	10.560	7947	92,812.00	92,103.93	---	708.07
MARSHALL HC MEDICAID E&E	10.565	7948	421,205.00	163,456.43	---	257,748.57
MARSHALL HC MEDICIAD OVT	10.565	7952	55,014.00	55,014.00	---	---
MARSHALL COMM MED SVS PS	10.565	8165	2,064,932.00	1,913,300.00	---	151,632.00

**DEPARTMENT OF NATURAL RESOURCES**

Natural Resources Fund (0140)

REFUND ACCOUNTS	06.315	2736	178,113.00	178,112.21	---	0.79
DNR LEASING	13.005	4306	291,026.00	271,724.86	---	19,301.14
DNR STATE OWNED	13.010	7689	277,172.00	263,683.18	---	13,488.82

Abandoned Mined Reclamation Fund (0697)

REFUND ACCOUNTS	06.315	3545	165.00	---	---	165.00
-----------------	--------	------	--------	-----	-----	--------

**Department Operations**

Natural Resources Fund (0140)

DEPT OPERATIONS PS	06.200	1810	1,011,381.00	876,894.47	---	134,486.53
DEPT OPERATIONS E&E	06.200	1811	413,142.00	92,286.86	---	320,855.14

Federal Stimulus - Natural Resources Fund (2280)

DEPT OPERATIONS PS	06.200	8763	112,100.00	111,606.05	---	493.95
--------------------	--------	------	------------	------------	-----	--------

**Water Resources Center**

Natural Resources Fund (0140)

WATER RESOURCES PS	06.210	5247	365,361.00	167,980.56	---	197,380.44
WATER RESOURCES E&E	06.210	5248	184,570.00	184,570.00	---	---

**Soil and Water Conservation Program**

Natural Resources Fund (0140)

DEMONSTRATION PROJECTS	06.225	8046	1,000,000.00	53,812.01	---	946,187.99
------------------------	--------	------	--------------	-----------	-----	------------

**Division of Energy**

Natural Resources Fund (0140)

ENERGY DIV OPERATING PS	06.205	3294	115,961.00	115,960.23	---	0.77
ENERGY DIV OPERATING E&E	06.205	3296	16,308.00	16,307.57	---	0.43
ENERGY EFFICIENT SERVICES	06.205	3297	920,200.00	920,199.88	---	0.12



**STATE OF MISSOURI  
SUMMARY OF APPROPRIATION ACTIVITY  
GENERAL FUND - FEDERAL FUNDS  
FOR THE APPROPRIATION YEAR 2014**

	H.B. No.	Appr. No.	Appropriations	Expenditures and Transfers Out	Biennial Rollovers to 2015	Lapse of Appropriations
Energy Federal Fund (0866)						
ENERGY DIV OPERATING PS	06.205	8775	921,109.00	726,162.82	---	194,946.18
ENERGY DIV OPERATING E&E	06.205	8776	473,817.00	290,544.32	---	183,272.68
ENERGY EFFICIENT SERVICES	06.205	8777	8,954,800.00	6,260,403.28	---	2,694,396.72
ENERGY EFFICIENT SERV ENC	06.205	8778	12,000,000.00	---	---	12,000,000.00
Federal Stimulus - Natural Resources Fund (2280)						
ENERGY EFFICIENT SERVICES	06.205	8126	125,000.00	98,175.54	---	26,824.46
<b><u>Division of Environmental Quality</u></b>						
Natural Resources Fund (0140)						
ENVIRONMENT EMERG RESPONS	06.230	1358	50,000.00	---	---	50,000.00
ENVIRONMENTAL QUALITY PS	06.230	1860	394,145.00	370,905.17	---	23,239.83
ENVIRONMENTAL QUALITY E&E	06.230	1871	217,118.00	---	---	217,118.00
TECHNCL ASSIST GRANTS DEQ	06.230	2231	999,812.00	244,726.85	---	755,085.15
LEAKING UNDRGRD STOR TANK	06.230	2506	420,000.00	139,089.57	---	280,910.43
WATER QUALITY STUDY GRANT	06.230	3476	12,500,000.00	5,790,082.00	---	6,709,918.00
REGIONAL OFFICES PS	06.230	5341	3,158,249.00	3,094,569.92	---	63,679.08
REGIONAL OFFICES E&E	06.230	5350	498,718.00	328,669.22	---	170,048.78
AIR POLLUTION CNTRL PS	06.230	5367	920,263.00	916,170.20	---	4,092.80
AIR POLLUTION CNTRL E&E	06.230	5372	452,580.00	72,110.54	---	380,469.46
HAZARDOUS WASTE PS	06.230	5376	3,766,747.00	3,473,946.68	---	292,800.32
HAZARDOUS WASTE E&E	06.230	5382	424,488.00	332,781.74	---	91,706.26
LAND RECLAMATION PS	06.230	5397	538,858.00	477,331.50	---	61,526.50
LAND RECLAMATION E&E	06.230	5402	105,694.00	84,926.49	---	20,767.51
ENVIRONMENTAL SVS PS	06.230	5408	1,483,233.00	1,388,056.77	---	95,176.23
ENVIRONMENTAL SVS E&E	06.230	5418	838,638.00	520,844.09	---	317,793.91
SOLID WASTE MGMT E&E	06.230	6058	200.00	---	---	200.00
WATER PROTECTION PRG PS	06.230	7173	3,048,181.00	2,675,842.76	---	372,338.24
WATER PROTECTION PRG E&E	06.230	7177	1,794,721.00	1,604,229.07	---	190,491.93
CLEANUP CONTROLLED SUBST	06.230	7182	150,000.00	143,637.38	---	6,362.62
AIR POLL CONTROL GRANTS	06.230	7452	2,600,000.00	762,609.46	---	1,837,390.54
ABANDNED MINE LAND RECLMT	06.230	7455	3,732,500.00	1,809,871.48	---	1,922,628.52
SMALL OPERATOR ASSIST	06.230	7606	10,000.00	---	---	10,000.00
SUPERFUND CLEANUP	06.230	8053	975,000.00	367,516.34	---	607,483.66
WATER QUALITY STUDY ENC	06.230	8536	25,000,000.00	---	---	25,000,000.00
AIR POLLUTION CONTROL ENC	06.230	8537	4,400,000.00	---	---	4,400,000.00
Abandoned Mined Reclamation Fund (0697)						
LAND RECLAMATION-EE	06.230	6879	13.00	---	---	13.00

**Missouri Geological Survey**

Agriculture Fund (0133)							
LAND SURVEY RESTOR PROJ	06.260	8784	60,000.00	---	---	60,000.00	
Natural Resources Fund (0140)							
DGLS OPERATION PS	06.260	2401	714,368.00	575,187.58	---	139,180.42	
DGLS OPERATION E&E	06.260	2408	294,918.00	122,502.41	---	172,415.59	

**Missouri State Parks**

Natural Resources Fund (0140)							
HISTORIC PRESERVATION PS	06.290	1883	392,852.00	363,328.35	---	29,523.65	
HISTORIC PRESERVATION E&E	06.290	1884	50,026.00	45,343.15	---	4,682.85	
STATE PARK OPERATION PS	06.285	1946	155,620.00	119,908.63	---	35,711.37	
STATE PARK OPERATION E&E	06.285	1947	31,306.00	7,482.34	---	23,823.66	
DNR SPENDING AUTHORITY	17.030	6600	3,334,273.00	151,840.56	3,182,432.44	---	
STATE PARK GRANTS	06.285	7819	250,000.00	162,584.64	---	87,415.36	
OUTDOOR RECREATION GRANTS	06.285	7821	3,600,000.00	1,710,767.40	---	1,889,232.60	
HISTORIC PRESERV GRANTS	06.290	7822	600,000.00	202,629.74	---	397,370.26	
OUTDOOR RECREATION ENC	06.285	8538	7,900,000.00	---	---	7,900,000.00	
DNR CI SPENDING AUTHORITY	19.015	8563	1,000,000.00	---	1,000,000.00	---	
DNR M&R SPENDING AUTHORITY	18.030	8590	1,800,000.00	---	1,800,000.00	---	

**DEPARTMENT OF PUBLIC SAFETY**

State Emergency Management Fund (0145)							
PUBLIC SAFETY LEASING	13.005	7470	3,366.00	3,160.88	---	205.12	
PUBLIC SAFETY STATE OWNED	13.010	7729	1,682.00	1,681.32	---	0.68	
Justice Assistance Grant Program Fund (0782)							
PUBLIC SAFETY LEASING	13.005	4215	26,073.00	16,841.90	---	9,231.10	

**Office of the Director**

Public Safety - Juvenile Accountability							
Incentive Block Grant Fund (0121)							
JUV JUS ACCTABILITY GRANT	08.015	1584	996,000.00	532,189.27	---	463,810.73	
DIRECTOR ADMIN PS	08.005	1603	61,794.00	18,237.43	---	43,556.57	
DIRECTOR ADMIN E&E	08.005	1604	13,320.00	6,980.96	---	6,339.04	
Public Safety Fund (0152)							
NARCOTICS CONTROL ASSIST	08.020	0961	180,000.00	61,864.54	---	118,135.46	
VICTIM OF CRIME ACT	08.035	0962	7,500,000.00	6,710,494.34	---	789,505.66	
JUV JUS DELINQUENCY PREV	08.010	1377	1,240,042.00	678,259.63	---	561,782.37	
DIRECTOR ADMIN E&E	08.005	1429	718,636.00	349,432.83	---	369,203.17	
VIOLENCE AGAINST WOMEN	08.040	2331	2,494,232.00	2,068,618.89	---	425,613.11	
RESIDENTIAL SUBST ABUSE	08.060	3390	600,000.00	401,119.29	---	198,880.71	
DIRECTOR ADMIN PS	08.005	4340	382,379.00	340,006.98	---	42,372.02	
NATL FORENSIC IMPRV PRGM	08.050	6043	225,000.00	64,808.93	---	160,191.07	
DIR ADMIN FED GRANTS PS	08.005	8638	45,000.00	---	---	45,000.00	
DIR ADMIN FED GRANTS E&E	08.005	8639	4,955,000.00	---	---	4,955,000.00	

**STATE OF MISSOURI  
SUMMARY OF APPROPRIATION ACTIVITY  
GENERAL FUND - FEDERAL FUNDS  
FOR THE APPROPRIATION YEAR 2014**

	H.B. No.	Appr. No.	Appropriations	Expenditures and Transfers Out	Biennial Rollovers to 2015	Lapse of Appropriations
Labor and Industrial Relations - Crime						
Victims Fund (0191)						
CRIME VICTIMS COMP	08.045	4052	3,400,000.00	2,028,080.09	---	1,371,919.91
Public Safety - Homeland Security Fund (0193)						
HOMELAND SECURITY GRNT PS	08.005	7115	2,000,550.00	1,129,583.12	---	870,966.88
HOMELAND SECURITY GRANTS	08.005	7116	41,000,000.00	23,143,622.92	---	17,856,377.08
Justice Assistance Grant Program Fund (0782)						
DIRECTOR ADMIN PS	08.005	2248	300,975.00	266,866.59	---	34,108.41
DIRECTOR ADMIN E&E	08.005	2250	97,450.00	97,206.41	---	243.59
NARCOTICS CONTROL ASSIST	08.020	2251	6,000,000.00	4,370,741.81	---	1,629,258.19
<b><u>State Highway Patrol</u></b>						
Public Safety Fund (0152)						
HIGH INTSTY DRUG TRAFFG	08.080	0625	2,598,000.00	1,964,983.09	---	633,016.91
SHP TECHNICAL SERVICE PS	08.130	0629	211,352.00	41,590.99	---	169,761.01
SHP ACADEMY E&E	08.115	0972	59,655.00	32,309.30	---	27,345.70
VEH & DRIVER SAFETY E&E	08.120	0974	350,000.00	9,561.08	---	340,438.92
SHP ENFORCEMENT PS	08.090	1135	5,148,977.00	1,777,172.39	---	3,371,804.61
SHP ENFORCEMENT E&E	08.090	1140	5,852,940.00	2,794,968.31	---	3,057,971.69
SHP TECHNICAL SERVICE E&E	08.130	2284	2,495,285.00	1,461,930.75	---	1,033,354.25
FRINGE BENEFITS PS	08.085	4345	2,497,120.00	1,431,605.49	---	1,065,514.51
FRINGE BENEFITS E&E	08.085	4348	116,982.00	43,487.04	---	73,494.96
STATE WATER PATROL E&E	08.095	5674	2,226,991.00	2,128,036.17	---	98,954.83
ST HWY PATROL LEASING	13.005	7879	7,685.00	7,267.31	---	417.69
SHP ADMIN PS	08.080	8402	46,485.00	17,986.48	---	28,498.52
STATE WATER PATROL PS	08.095	8414	519,212.00	423,749.68	---	95,462.32
CRIME LABS PS	08.110	9478	116,122.00	71,481.38	---	44,640.62
CRIME LABS E&E	08.110	9479	900,000.00	653,694.94	---	246,305.06
Federal Drug Seizure Fund (0194)						
ST HWY PATROL LEASING	13.005	0810	86,670.00	81,037.11	---	5,632.89
VEHICLE REPLACEMENT	08.105	4534	600,000.00	491,951.00	---	108,049.00
SHP ENFORCEMENT E&E	08.090	7183	1,815,527.00	1,052,723.89	---	762,803.11
STATE WATER PATROL E&E	08.095	7184	16,499.00	---	---	16,499.00
DPS-SHP INSTIT	13.015	7743	9,092.00	9,092.00	---	---
Federal Stimulus - Public Safety Fund (2284)						
FRINGE BENEFITS PS	08.085	6984	1.00	---	---	1.00
FRINGE BENEFITS E&E	08.085	6994	1.00	---	---	1.00
RURAL LAW ENF GRANT E&E	08.090	8269	118,185.00	---	---	118,185.00

Federal Stimulus - Public Safety JAG  
Fund (2285)

FRINGE BENEFITS PS	08.085	8233	1.00	---	---	1.00
FRINGE BENEFITS E&E	08.085	8234	1.00	---	---	1.00

**Alcohol and Tobacco Control**

Public Safety Fund (0152)

ALCOHOL & TOBACCO CNTR PS	08.145	3088	100,850.00	52,565.15	---	48,284.85
ALCOHOL & TOBACCO CNTR EE	08.145	3089	63,442.00	35,636.16	---	27,805.84

**Adjutant General**

Adjutant General Fund (0190)

A G FIELD SUPPORT PS	08.250	0909	97,985.00	---	---	97,985.00
NATIONAL GUARD LEASING	13.025	3195	1,654,656.00	401,049.10	---	1,253,606.90
DPS-ADJ GEN INSTIT	13.025	3722	4,449,403.00	3,341,514.81	---	1,107,888.19
CONTRACT SERVICES PS	08.270	6463	12,243,109.00	7,804,853.13	---	4,438,255.87
CONTRACT SERVICES E&E	08.270	6464	9,893,623.00	7,609,699.42	---	2,283,923.58
CONTRACT SERVICES REFUNDS	08.270	6465	865,561.00	168,431.20	---	697,129.80
ADJ GN M&R NAT GUARD FAC	17.110	6581	8,000,000.00	5,734,523.13	2,265,476.87	---
ADJ GN NAT GUARD FAC STW	17.115	6582	21,400,000.00	10,451,727.70	10,948,272.30	---
A G FIELD SUPPORT E&E	08.250	7277	98,417.00	95,479.27	---	2,937.73
ADJ GEN ENVIR COMPLIAN-10	17.105	7791	300,000.00	187,245.19	112,754.81	---
ADJ GEN D&C NATGD FAC STW	19.050	8573	10,000,000.00	85,960.22	9,914,039.78	---
ADJ GEN M&R NAT GUARD FAC	18.045	8631	20,000,000.00	1,661,370.20	18,338,629.80	---

Federal Drug Seizure Fund (0194)

A G ADMIN E&E	08.235	7185	370,000.00	4,866.44	---	365,133.56
---------------	--------	------	------------	----------	-----	------------

**State Emergency Management Agency**

State Emergency Management Fund (0145)

MERC DISTRIBUTIONS	08.285	0648	346,890.00	339,934.77	---	6,955.23
SEMA GRANT	08.290	1235	12,499,853.00	7,463,180.33	---	5,036,672.67
A G SEMA PS	08.280	1238	1,305,842.00	1,091,833.40	---	214,008.60
A G SEMA E&E	08.280	6466	824,057.00	549,566.09	---	274,490.91

Missouri Disaster Fund (0663)

AG SEMA PS	08.280	8253	267,247.00	201,045.34	---	66,201.66
AG SEMA E&E	08.280	8254	33,950.00	357.48	---	33,592.52
SEMA GRANT	08.290	8415	80,504,659.00	46,048,126.03	---	34,456,532.97

**Missouri Veterans Commission**

Missouri Veterans Commission Fund (0184)

MVC CRITICAL CI PROJECTS	17.100	8077	3,020,902.00	638,439.31	2,382,462.69	---
STL VETS STORAGE BLDG	19.035	8569	729,872.00	---	729,872.00	---
ELEC MEDICAL RECORDS	19.040	8571	1,601,600.00	---	1,601,600.00	---
MVC CAMERON M&R PROJECTS	18.040	8621	342,742.00	---	342,742.00	---
MVC CAPE GIRARDEAU M&R	18.040	8623	2,688,675.00	---	2,688,675.00	---

**STATE OF MISSOURI  
SUMMARY OF APPROPRIATION ACTIVITY  
GENERAL FUND - FEDERAL FUNDS  
FOR THE APPROPRIATION YEAR 2014**

	H.B. No.	Appr. No.	Appropriations	Expenditures and Transfers Out	Biennial Rollovers to 2015	Lapse of Appropriations
MVC MEXICO M&R PROJECTS	18.040	8625	517,317.00	---	517,317.00	---
MVC ST JAMES M&R PROJ	18.040	8627	4,205,157.00	---	4,205,157.00	---
MVC WARRNSBG NURSE & FIRE	18.040	8629	986,847.00	---	986,847.00	---
ANTI WANDER SYSTEMS	19.045	8635	1,601,600.00	---	1,601,600.00	---
ELECTRONIC MEDICAL RECRDS	08.182	8684	1,601,600.00	---	---	1,601,600.00
<b><u>DEPARTMENT OF REVENUE</u></b>						
<b><u>Legal Services</u></b>						
Revenue - Federal Fund (0132)						
LEGAL SERV E&E	04.020	1741	211,154.00	137,349.03	---	73,804.97
LEGAL SERV PS	04.020	6733	205,168.00	100,620.74	---	104,547.26
<b><u>Administration Division</u></b>						
Revenue - Federal Fund (0132)						
ADMINISTRATION PS	04.025	3644	52,209.00	34,184.75	---	18,024.25
ADMINISTRATION E&E	04.025	3645	5,970,006.00	2,556,976.61	---	3,413,029.39
<b><u>MV/DL Division</u></b>						
Revenue - Federal Fund (0132)						
MV/DL PS	04.015	1712	17,493.00	17,295.22	---	197.78
MV/DL E&E	04.015	1713	144,699.00	---	---	144,699.00
<b><u>DEPARTMENT OF SOCIAL SERVICES</u></b>						
Third Party Liability Collections Fund (0120)						
SOCIAL SRVS STATE OWNED	13.010	7760	503.00	502.80	---	0.20
Family Services Donations Fund (0167)						
FED GRANTS & DONATIONS	11.010	9946	33,999.00	---	---	33,999.00
Temporary Assistance for Needy Families Fund (0199)						
SOCIAL SRVS STATE OWNED	13.010	7762	139,970.00	139,969.80	---	0.20
Social Services and Other Sources Fund (0610)						
SOCIAL SERVICES LEASING	13.005	1435	4,999,491.00	4,954,878.73	---	44,612.27
SOCIAL SRVS STATE OWNED	13.010	7764	613,232.00	613,231.12	---	0.88
OPERATIONAL M&R	17.005	8023	165,903.00	69,952.00	95,951.00	---
OPERATIONAL M&R	18.010	8579	276,486.00	9,138.66	267,347.34	---
FED GRANTS & DONATIONS	11.010	9942	6,983,508.00	1,083,559.33	---	5,899,948.67

**Office of the Director**

Social Services and Other Sources Fund (0610)							
OFFICE OF DIRECTOR PS	11.005	2956	70,112.00	70,111.27	---	0.73	
HUMAN RESOURCE CENTER PS	11.015	2996	194,616.00	194,616.00	---	---	
HUMAN RESOURCE CENTER E&E	11.015	2997	35,889.00	29,227.60	---	6,661.40	
OFFICE OF DIRECTOR E&E	11.005	3065	1,197.00	1,197.00	---	---	
MO MEDICAID AUD & COMP PS	11.020	8028	1,551,341.00	1,443,927.72	---	107,413.28	
MO MEDICAID AUD & COMP EE	11.020	8030	1,642,507.00	904,204.35	---	738,302.65	
CASE MANAGEMENT SYSTEM	11.025	8131	1,489,000.00	675,000.00	---	814,000.00	
Federal Stimulus - Social Services Fund (2292)							
HEALTH CARE IT E&E	11.010	8882	1,968,044.00	1,968,044.00	---	---	

**Division of Finance and Administrative Services**

Pharmacy Rebates Fund (0114)						
RECPT & DISBRSMT REFUNDS	11.050	6932	25,000.00	---	---	25,000.00
Third Party Liability Collections Fund (0120)						
RECPT & DISBRSMT REFUNDS	11.050	6930	369,000.00	189,803.76	---	179,196.24
Title XIX Fund (0163)						
RECPT & DISBRSMT REFUNDS	11.050	6929	5,528,000.00	4,744,026.21	---	783,973.79
Federal and Other Fund (0189)						
RECPT & DISBRSMT REFUNDS	11.050	6348	338,000.00	61,135.08	---	276,864.92
Temporary Assistance for Needy Families Fund (0199)						
RECPT & DISBRSMT REFUNDS	11.050	6927	27,000.00	1,256.50	---	25,743.50
REVENUE MAXIMATION TANF	11.045	8388	120,000.00	119,043.00	---	957.00
Social Services and Other Sources Fund (0610)						
FINANCE & ADMIN SRVS PS	11.040	3117	1,045,865.00	986,999.75	---	58,865.25
FINANCE & ADMIN SRVS E&E	11.040	3118	249,144.00	150,054.35	---	99,089.65
REVENUE MAXIMATION E&E	11.045	6169	5,130,000.00	136,140.50	---	4,993,859.50
RECPT & DISBRSMT REFUNDS	11.050	6926	1,052,000.00	779,317.25	---	272,682.75

**Division of Legal Services**

Third Party Liability Collections Fund (0120)						
LEGAL SERVICES PS	11.060	1009	567,002.00	566,321.04	---	680.96
LEGAL SERVICES E&E	11.060	1011	114,724.00	60,076.00	---	54,648.00
Social Services and Other Sources Fund (0610)						
LEGAL SERVICES PS	11.060	2964	3,044,890.00	3,038,932.13	---	5,957.87
LEGAL SERVICES E&E	11.060	2965	665,910.00	375,879.80	---	290,030.20

**Family Support Division**

Family Services Donations Fund (0167)						
SVS FOR VISUALLY IMPAIRED	11.165	4854	99,995.00	---	---	99,995.00
POLK COUNTY TRUST	11.085	8462	10,000.00	8,622.81	---	1,377.19

**STATE OF MISSOURI  
SUMMARY OF APPROPRIATION ACTIVITY  
GENERAL FUND - FEDERAL FUNDS  
FOR THE APPROPRIATION YEAR 2014**

	H.B. No.	Appr. No.	Appropriations	Expenditures and Transfers Out	Biennial Rollovers to 2015	Lapse of Appropriations
Temporary Assistance for Needy Families Fund (0199)						
ADOLESCENT BOYS PROGRAM	11.100	3208	300,000.00	300,000.00	---	---
TEMPORARY ASSISTANCE	11.110	3597	132,521,681.00	115,285,393.18	---	17,236,287.82
COMMUNITY WORK SUPPORT	11.110	3616	3,900,000.00	---	---	3,900,000.00
FAMIS	11.090	4040	1,084,032.00	54,406.48	---	1,029,625.52
COMMUNITY PARTNERSHIP	11.100	5652	4,081,624.00	4,081,624.00	---	---
FAMILY SUPPORT ADMIN PS	11.065	6271	623,267.00	622,182.44	---	1,084.56
FAMILY SUPPORT ADMIN E&E	11.065	6272	1,906,084.00	1,906,084.00	---	---
IM FIELD STAFF/OPS PS	11.070	6282	19,290,106.00	19,288,372.84	---	1,733.16
IM FIELD STAFF/OPS E&E	11.070	6283	2,654,182.00	2,654,173.50	---	8.50
EBT E&E	11.080	8258	146,888.00	---	---	146,888.00
TANF DOMESTIC VIOLENCE	11.155	8782	1,600,000.00	1,423,655.98	---	176,344.02
Social Services and Other Sources Fund (0610)						
FOOD DISTRIBUTION PRGM	11.145	0179	1,500,000.00	1,105,960.01	---	394,039.99
SVS FOR VISUALLY IMPAIRED	11.165	1416	6,372,075.00	4,178,253.83	---	2,193,821.17
BLIND ADMIN PS	11.160	1462	2,959,284.00	2,538,417.00	---	420,867.00
BLIND ADMIN E&E	11.160	1466	743,274.00	441,691.19	---	301,582.81
REFUGEE ASSISTANCE	11.130	3159	3,806,226.00	2,009,388.81	---	1,796,837.19
COMMUNITY SVS BLOCK GRANT	11.135	4499	19,637,000.00	16,406,104.96	---	3,230,895.04
ENERGY ASSISTANCE	11.150	4860	114,547,867.00	75,742,246.50	---	38,805,620.50
EBT E&E	11.080	5257	1,399,859.00	1,399,859.00	---	---
COMMUNITY PARTNERSHIP	11.100	5653	3,402,175.00	3,400,371.73	---	1,803.27
MO MENTORING PARTNERSHIP	11.100	5824	785,000.00	746,522.76	---	38,477.24
CSE FIELD STAFF/OPS PS	11.175	6263	18,658,452.00	18,043,333.63	---	615,118.37
CSE FIELD STAFF/OPS E&E	11.175	6264	5,709,213.00	5,703,976.47	---	5,236.53
FAMILY SUPPORT ADMIN PS	11.065	6273	4,593,106.00	4,552,886.36	---	40,219.64
FAMILY SUPPORT ADMIN E&E	11.065	6274	12,031,678.00	6,554,464.55	---	5,477,213.45
IM FIELD STAFF/OPS PS	11.070	6285	35,258,732.00	30,555,667.29	---	4,703,064.71
IM FIELD STAFF/OPS E&E	11.070	6286	5,022,161.00	3,583,028.80	---	1,439,132.20
FAMILY SUP STAFF TRNG	11.075	6291	133,974.00	71,459.13	---	62,514.87
CSE COUNTY REIMBURSEMENT	11.180	7548	14,886,582.00	13,695,717.41	---	1,190,864.59
DISTRIBUTION PASS THROUGH	11.185	7549	86,500,000.00	49,087,765.20	---	37,412,234.80
FOOD STAMP TRAINING	11.105	7658	11,181,261.00	10,572,657.24	---	608,603.76
BUSINESS ENTERPRISES	11.170	7901	30,000,000.00	29,229,764.98	---	770,235.02
ELGBLTY & ENRLLMNT SYS	11.095	8311	60,726,003.00	37,923,463.86	---	22,802,539.14
EMERGENCY SOLUTIONS PROG	11.140	8400	2,630,000.00	2,630,000.00	---	---
FAMIS	11.090	9326	2,138,339.00	---	---	2,138,339.00
DOMESTIC VIOLENCE	11.155	9818	2,116,524.00	2,116,524.00	---	---

**Children's Division**

Third Party Liability Collections Fund (0120)							
CHILDREN'S ADMIN E&E	11.195	6300	50,000.00	---	---	50,000.00	
Temporary Assistance for Needy Families Fund (0199)							
PURCHASE OF CHILD CARE	11.285	0180	13,691,892.00	8,689,249.06	---	5,002,642.94	
CHILDREN'S TREATMENT SVS	11.210	1611	1,573,418.00	1,573,418.00	---	---	
RESIDENTIAL TREATMENT SVS	11.220	1612	1,366,385.00	1,366,385.00	---	---	
Social Services and Other Sources Fund (0610)							
RESIDENTIAL TREATMENT SVS	11.220	0034	23,347,341.00	23,347,341.00	---	---	
CHILD ASSESSMENT CENTERS	11.255	0937	800,000.00	800,000.00	---	---	
CASE MANAGEMENT CONTRACTS	11.235	1051	12,571,457.00	12,571,457.00	---	---	
IV-E AUTH JUVENILE COURT	11.260	1737	400,000.00	62,803.63	---	337,196.37	
PURCHASE OF CHILD CARE	11.285	3593	102,714,215.00	74,043,766.17	---	28,670,448.83	
ADOPTION RESOURCE CENTERS	11.245	4359	200,000.00	48,733.56	---	151,266.44	
FOSTER CARE	11.220	4858	19,895,267.00	19,893,306.58	---	1,960.42	
ADOP/GUARDIANSHIP SUBSIDY	11.240	5702	22,727,474.00	18,803,784.65	---	3,923,689.35	
CHILDREN'S ADMIN PS	11.195	6296	3,200,791.00	3,081,839.38	---	118,951.62	
CHILDREN'S ADMIN E&E	11.195	6297	2,674,579.00	2,577,505.59	---	97,073.41	
CHILD FIELD STAFF/OPS PS	11.200	6303	42,836,814.00	42,793,170.31	---	43,643.69	
CHILD FIELD STAFF/OPS E&E	11.200	6304	4,091,639.00	4,023,031.62	---	68,607.38	
CHILDREN'S STAFF TRNG	11.205	6308	373,769.00	373,769.00	---	---	
CHILD ABUSE/NEGLECT GRANT	11.270	6375	188,316.00	188,316.00	---	---	
TRANSITIONAL LIVING	11.250	6868	821,303.00	405,240.11	---	416,062.89	
CHILDREN'S TREATMENT CPT	11.210	7069	630,000.00	477,695.50	---	152,304.50	
INDEPENDENT LIVING	11.250	7560	2,999,900.00	2,282,138.19	---	717,761.81	
EDUCAT TRAINING VOUCHER	11.230	7932	1,050,000.00	1,038,898.37	---	11,101.63	
FOSTER PARENT TRAINING	11.225	8141	172,920.00	108,485.78	---	64,434.22	
IV-E AUTHORITY-CASAs	11.265	8261	200,000.00	25,100.52	---	174,899.48	
FOSTER CARE OUTDOOR PRGRM	11.220	8294	123,780.00	121,124.52	---	2,655.48	
HANDS UP PILOT PROGRAM	11.285	8342	60,000.00	---	---	60,000.00	
PURCHASE OF CHILD CARE PS	11.285	8363	507,100.00	495,038.71	---	12,061.29	
HEAD START COLLABORATION	11.280	8474	300,000.00	263,026.47	---	36,973.53	
RECRUIT & RETENT PROG E&E	11.200	8702	793,132.00	785,663.00	---	7,469.00	
ADOPT RES CTR-JC & SPGFLD	11.245	8768	150,000.00	117,445.95	---	32,554.05	
EXTREME RECRUITMENT PROGM	11.245	8772	350,000.00	187,726.00	---	162,274.00	
CHILDREN'S TREATMENT SVS	11.210	9318	6,206,278.00	6,206,278.00	---	---	
Federal Stimulus - Social Services Fund (2292)							
EARLY CHILD ADV COUNCIL	11.010	8783	492,000.00	480,168.78	---	11,831.22	

**Division of Youth Services**

Social Services and Other Sources Fund (0610)						
YOUTH SERVICES ADMIN PS	11.290	2966	539,567.00	489,269.24	---	50,297.76
YOUTH SERVICES ADMIN E&E	11.290	2968	107,981.00	107,978.26	---	2.74
YOUTH TREATMENT PRGM PS	11.295	2969	22,712,364.00	22,159,984.75	---	552,379.25
YOUTH TREATMENT PRGM E&E	11.295	2970	6,522,500.00	6,522,499.73	---	0.27
SOCIAL SERVICES INSTIT	13.015	7770	769,092.00	769,092.00	---	---



**STATE OF MISSOURI  
SUMMARY OF APPROPRIATION ACTIVITY  
GENERAL FUND - FEDERAL FUNDS  
FOR THE APPROPRIATION YEAR 2014**

	H.B. No.	Appr. No.	Appropriations	Expenditures and Transfers Out	Biennial Rollovers to 2015	Lapse of Appropriations
<b><u>MO HealthNet Division</u></b>						
Pharmacy Rebates Fund (0114)						
PHARMACY	11.440	1394	199,423,911.00	199,423,911.00	---	---
CHILDREN'S HLTH INS PRGM	11.555	2870	581,199.00	581,199.00	---	---
Third Party Liability Collections Fund (0120)						
MO HLTHNET SUPP POOL	11.605	0238	7,571,156.00	5,053,007.63	---	2,518,148.37
MO HEALTHNET ADMIN PS	11.400	1387	383,479.00	378,224.22	---	5,254.78
MO HEALTHNET ADMIN E&E	11.400	1388	488,041.00	472,687.16	---	15,353.84
TPL CONTRACTS	11.415	1393	3,000,000.00	1,736,955.46	---	1,263,044.54
CLINICAL SRVC MGMT	11.405	6904	924,911.00	823,774.61	---	101,136.39
NURSING FACILITIES	11.475	6953	2,592,981.00	---	---	2,592,981.00
PHARMACY	11.440	6995	4,229,788.00	4,229,788.00	---	---
Title XIX Fund (0163)						
MANAGED CARE	11.505	1784	744,350,500.00	710,596,954.94	---	33,753,545.06
HOME HEALTH	11.475	1798	3,998,892.00	3,790,656.19	---	208,235.81
PHARMACY	11.440	2526	599,635,515.00	599,635,515.00	---	---
WOMEN'S HEALTH SRVC	11.550	2530	9,065,081.00	7,658,234.24	---	1,406,846.76
CHILDREN'S HLTH INS PRGM	11.555	2867	132,920,538.00	132,920,538.00	---	---
NEMT-OTHER DEPARTMENTS	11.490	3453	6,460,100.00	4,088,499.55	---	2,371,600.45
PACE	11.475	4423	4,129,886.00	4,129,886.00	---	---
IGT SAFETY NET HOSPITALS	11.540	5183	129,505,748.00	75,513,699.36	---	53,992,048.64
NON-EMERGENCY TRANSPORT	11.490	5929	21,654,914.00	20,488,287.41	---	1,166,626.59
SCHOOL DISTRICT CLAIMING	11.595	6226	54,653,770.00	28,606,069.51	---	26,047,700.49
HOSPITAL CARE	11.510	6471	510,123,697.00	490,036,098.84	---	20,087,598.16
NURSING FACILITIES	11.475	6473	357,245,131.00	355,374,174.86	---	1,870,956.14
PHYS PYMTS SAFETY NET	11.515	6660	8,000,000.00	5,556,314.94	---	2,443,685.06
MONITORING PROGRAM	11.510	6739	300,000.00	183,521.70	---	116,478.30
PAGER PILOT	11.510	6745	365,000.00	195,989.00	---	169,011.00
IGT DMH MEDICAID PROGRAM	11.545	7170	181,011,173.00	168,706,551.43	---	12,304,621.57
FQHC DISTRIBUTION	11.520	7933	10,800,000.00	4,920,777.18	---	5,879,222.82
IGT HEALTH CARE HOME	11.525	8109	6,000,000.00	1,972,030.61	---	4,027,969.39
PHYSICIAN RELATED PROF	11.460	8197	451,475,392.00	401,026,083.56	---	50,449,308.44
DENTAL	11.465	8199	10,402,731.00	9,499,293.65	---	903,437.35
PREMIUM PAYMENTS	11.470	8201	114,102,954.00	114,102,005.64	---	948.36
REHAB & SPECIALTY SVS	11.490	8205	163,065,014.00	143,710,479.74	---	19,354,534.26
SUPPL PYMTS PUBLIC FACLTY	11.485	8236	5,809,488.00	---	---	5,809,488.00
SUPPL PMTS PRIVATE FACLTY	11.485	8238	4,636,676.00	384,673.46	---	4,252,002.54
PUBLIC FACLTY PASSTHROUGH	11.485	8240	17,946,847.00	576,920.57	---	17,369,926.43

HOSPITAL HEALTH HOMES	11.525	8260	900,000.00	561,576.46	---	338,423.54
RURAL HLTH CLINIC DENTAL	11.465	8710	750,000.00	---	---	750,000.00
DIABETIC TELEMONITRNG PRG	11.510	8712	100,000.00	---	---	100,000.00
GROUND AMBULANCE	11.505	8713	837,933.00	---	---	837,933.00
MO HLTHNET SUPP POOL	11.605	9331	24,107,486.00	23,798,614.83	---	308,871.17
Social Services and Other Sources Fund (0610)						
MO HEALTHNET ADMIN E&E	11.400	0215	3,392,526.00	2,739,435.00	---	653,091.00
WOMEN & MINORITY OUTREACH	11.410	1391	568,625.00	546,125.00	---	22,500.00
TPL CONTRACTS	11.415	1392	3,000,000.00	1,736,955.49	---	1,263,044.51
INFORMATION SYSTEMS	11.420	1439	27,541,963.00	24,959,345.00	---	2,582,618.00
INFO SYS MMIS EE	11.420	4192	12,033,387.00	12,033,387.00	---	---
MO HEALTHNET ADMIN PS	11.400	6378	5,331,318.00	5,250,283.66	---	81,034.34
CLINICAL SRVC MGMT	11.405	6767	12,214,032.00	12,078,826.00	---	135,206.00
MONEY FOLLOWS THE PERSON	11.430	8398	532,549.00	453,273.79	---	79,275.21
ADLT MEDICAID QUALTY GRNT	11.435	8399	1,000,000.00	814,306.89	---	185,693.11
Federal Stimulus - Social Services Fund (2292)						
HEALTH TECH INCENTIVES	11.425	7962	100,000,000.00	45,756,714.30	---	54,243,285.70

**DEPARTMENT OF CORRECTIONS**

**Office of the Director**

Corrections Fund (0130)

AMACHI	09.005	4607	71,024.00	71,024.00	---	---
FEDERAL PROGRAMS PS	09.020	8102	2,586,553.00	1,601,320.96	---	985,232.04
FEDERAL PROGRAMS EE	09.020	8103	2,988,076.00	873,270.65	---	2,114,805.35

**Division of Human Services**

Corrections Fund (0130)

FOOD PURCHASES	09.050	4287	250,000.00	89,407.77	---	160,592.23
----------------	--------	------	------------	-----------	-----	------------

Subtotals

8,859,573,071.00	7,418,554,822.30	65,297,472.03	1,375,720,776.67
------------------	------------------	---------------	------------------

**Appropriated Transfers Out To:**

General Revenue Fund (0101)	10.070	T047	1,550,000.00	1,189,184.10	---	360,815.90
OA Information Technology Fund (0165)	06.335	T112	2,788,018.00	1,775,000.00	---	1,013,018.00
General Revenue Fund (0101)	05.525	T284	2,639,801.00	1,826,284.00	---	813,517.00
General Revenue Fund (0101)	05.525	T285	26.00	26.00	---	---
Social Security Contributions Fund (0702)	05.450	T292	28,900,339.00	27,794,697.24	---	1,105,641.76
Social Security Contributions Fund (0702)	05.450	T293	81,762.00	80,368.41	---	1,393.59
State Retirement Contributions Fund (0701)	05.465	T296	71,187,807.00	66,888,468.99	---	4,299,338.01
Social Security Contributions Fund (0702)	05.465	T296	71.00	66.60	---	4.40
State Retirement Contributions Fund (0701)	05.465	T297	204,867.00	197,979.08	---	6,887.92
Missouri Consolidated Health Care Plan Benefit Fund (0765)	05.490	T303	93,240,318.00	89,534,950.00	---	3,705,368.00
Missouri Consolidated Health Care Plan Benefit Fund (0765)	05.490	T304	259,599.00	259,598.86	---	0.14

**STATE OF MISSOURI  
SUMMARY OF APPROPRIATION ACTIVITY  
GENERAL FUND - FEDERAL FUNDS  
FOR THE APPROPRIATION YEAR 2014**

	H.B. No.	Appr. No.	Appropriations	Expenditures and Transfers Out	Biennial Rollovers to 2015	Lapse of Appropriations
Economic Development Administrative Fund (0547)	07.010	T344	980,083.00	---	---	980,083.00
Insurance Dedicated Fund (0566)	07.415	T364	150,000.00	---	---	150,000.00
Missouri Office of Prosecution Services Fund (0680)	12.215	T465	100,000.00	---	---	100,000.00
Labor and Industrial Relations Administrative Fund (0122)	07.805	T471	4,192,266.00	3,679,044.00	---	513,222.00
General Revenue Fund (0101)	05.245	T541	2,808.87	2,808.03	---	0.84
Judiciary Fund (0137)	05.245	T541	7.11	7.11	---	---
Crime Victims' Compensation Fund (0681)	05.245	T541	5.02	5.02	---	---
General Revenue Fund (0101)	10.075	T545	111,579,424.00	102,770,972.14	---	8,808,451.86
State Road Fund (0320)	04.425	T565	30,000,000.00	16,944,664.17	---	13,055,335.83
Budget Reserve Fund (0100)	05.230	T567	6,500,000.00	6,368,114.00	---	131,886.00
Budget Reserve Fund (0100)	05.235	T568	300.00	265.50	---	34.50
Economic Development Administrative Fund (0547)	07.010	T616	20,370.00	20,370.00	---	---
State Road Fund (0320)	04.415	T617	6,430,000.00	5,467,647.13	---	962,352.87
Multimodal Operations Fund (0126)	04.500	T618	35,000,000.00	13,021,845.42	---	21,978,154.58
OA Information Technology Fund (0165)	10.015	T640	500,000.00	64,909.28	---	435,090.72
General Revenue Fund (0101)	05.250	T652	1,544,814.00	1,542,878.24	---	1,935.76
General Revenue Fund (0101)	05.250	T653	265,836.00	213,292.28	---	52,543.72
General Revenue Fund (0101)	05.250	T657	122.00	---	---	122.00
Labor and Industrial Relations Administrative Fund (0122)	07.810	T890	22,873.00	16,249.00	---	6,624.00
Labor and Industrial Relations Administrative Fund (0122)	07.810	T891	4,882,951.00	3,608,331.00	---	1,274,620.00
General Revenue Fund (0101)	10.080	T906	59,000,000.00	36,762,224.00	---	22,237,776.00
Subtotals			<u>462,024,468.00</u>	<u>380,030,249.60</u>	---	<u>81,994,218.40</u>
Totals			<u>\$ 9,321,597,539.00</u>	<u>\$ 7,798,585,071.90</u>	<u>\$ 65,297,472.03</u>	<u>\$ 1,457,714,995.07</u>

**STATE OF MISSOURI  
SUMMARY OF APPROPRIATION ACTIVITY  
SPECIAL REVENUE FUNDS  
FOR THE APPROPRIATION YEAR 2014**

	H.B. No.	Appr. No.	Appropriations	Expenditures and Transfers Out	Biennial Rollovers to 2015	Lapse of Appropriations
<b><u>LEGISLATURE</u></b>						
<b><u>Committee on Legislative Research</u></b>						
Statutory Revision Fund (0546)						
LEG RES-PUBLISH STATUTES	12.515	3035	\$ 207,833.00	\$ 167,580.47	\$ ---	\$ 40,252.53
<b><u>JUDICIARY</u></b>						
Judiciary Education and Training Fund (0847)						
JUDICIARY LEASING	13.005	6085	125,003.00	120,370.50	---	4,632.50
<b><u>Judicial Proceedings and Review</u></b>						
Basic Civil Legal Services Fund (0757)						
BASIC LEGAL SERVICES PS	12.300	7273	52,932.00	52,843.27	---	88.73
BASIC LEGAL SERVICES E&E	12.300	7274	10,266.00	---	---	10,266.00
BASIC LEGAL SERVICES	12.300	7518	5,000,000.00	4,305,500.28	---	694,499.72
<b><u>Office of State Courts Administrator</u></b>						
Statewide Court Automation Fund (0270)						
COURT AUTOMATION PS	12.305	0735	1,598,343.00	1,297,728.49	---	300,614.51
COURT AUTOMATION E&E	12.305	3137	3,595,125.00	3,162,971.38	---	432,153.62
Crime Victims' Compensation Fund (0681)						
ICM SUPPORT E&E	12.305	7087	887,200.00	804,542.69	---	82,657.31
Basic Civil Legal Services Fund (0757)						
BASIC LEGAL SERV CIP-PS	12.305	6845	31,811.00	29,847.00	---	1,964.00
BASIC LEGAL SERV CIP-EE	12.305	6846	300.00	300.00	---	---
State Court Administration Revolving Fund (0831)						
STATE COURTS ADMIN E&E	12.305	3031	60,000.00	14,109.98	---	45,890.02
Judiciary Education and Training Fund (0847)						
JUDICIAL TRNG & ED PS	12.305	4186	573,306.00	470,882.59	---	102,423.41
JUDICIAL TRNG & ED E&E	12.305	4187	843,688.00	566,393.44	---	277,294.56
<b><u>Circuit Courts</u></b>						
State Court Administration Revolving Fund (0831)						
CIRCUIT PERSONNEL E&E	12.320	6239	170,000.00	94,693.79	---	75,306.21
Domestic Relations Resolution Fund (0852)						
DOMESTIC RELATIONS	12.320	4618	300,000.00	238,842.51	---	61,157.49

**Legal Defense and Defender**

Legal Defense and Defender Fund (0670)							
PUBLIC DEFENDER COMM PS	12.400	0951	130,726.00	130,726.00	---	---	
PUBLIC DEFENDER COMM	12.400	7673	2,850,756.00	814,411.40	---	2,036,344.60	

**EXECUTIVE****Secretary of State**

Secretary of State's Technology Trust Account Fund (0266)						
SEC OF STATE STATE OWNED	13.010	7774	7,275.00	7,274.16	---	0.84
Local Records Preservation Fund (0577)						
SEC OF STATE LEASING	13.005	6081	3,300.00	2,308.45	---	991.55
SEC OF STATE STATE OWNED	13.010	7775	19,023.00	19,022.64	---	0.36

**Record Services**

Local Records Preservation Fund (0577)						
SEC OF STATE PS	12.035	9491	1,069,760.00	600,797.24	---	468,962.76
SEC OF STATE E&E	12.035	9492	519,969.00	154,671.05	---	365,297.95
LOCAL RECORDS GRANTS	12.090	9835	400,000.00	---	---	400,000.00
Missouri State Archives - St. Louis Trust Fund (0770)						
DOCUMENT PRESERVATION	12.095	0781	1.00	---	---	1.00
State Document Preservation Fund (0836)						
DOCUMENT PRESERVATION E&E	12.095	3994	25,000.00	790.00	---	24,210.00

**Information Technology Services**

Secretary of State's Technology Trust Account Fund (0266)						
SEC OF STATE PS	12.035	2221	338,360.00	116,588.57	---	221,771.43
SEC OF STATE E&E	12.035	2222	3,161,180.00	1,001,261.43	---	2,159,918.57

**State Auditor**

Conservation Commission Fund (0609)						
STATE AUDITOR PS	12.145	2209	44,151.00	44,150.71	---	0.29
STATE AUDITOR E&E	12.145	2211	2,611.00	2,609.91	---	1.09
Parks Sales Tax Fund (0613)						
STATE AUDITOR PS	12.145	0059	22,051.00	22,050.82	---	0.18
Soil and Water Sales Tax Fund (0614)						
STATE AUDITOR PS	12.145	0060	21,267.00	21,266.85	---	0.15

**State Treasurer**

Treasurer's Information Fund (0255)						
TREASURER'S INFO FUND	12.150	0747	8,000.00	763.40	---	7,236.60

**STATE OF MISSOURI  
SUMMARY OF APPROPRIATION ACTIVITY  
SPECIAL REVENUE FUNDS  
FOR THE APPROPRIATION YEAR 2014**

	H.B. No.	Appr. No.	Appropriations	Expenditures and Transfers Out	Biennial Rollovers to 2015	Lapse of Appropriations
<b><u>Attorney General</u></b>						
Gaming Commission Fund (0286)						
ATTORNEY GENERAL PS	12.195	2314	111,840.00	111,840.00	---	---
ATTORNEY GENERAL E&E	12.195	3333	29,561.00	29,561.00	---	---
ATTORNEY GENERAL ST OWNED	13.010	7780	4,727.00	4,726.56	---	0.44
Natural Resources Protection - Water Pollution Permit Fee Subaccount Fund (0568)						
ATTORNEY GENERAL PS	12.195	1521	37,535.00	37,535.00	---	---
ATTORNEY GENERAL E&E	12.195	1522	4,715.00	4,715.00	---	---
ATTORNEY GENERAL ST OWNED	13.010	7782	9,453.00	9,453.00	---	---
Solid Waste Management Fund (0570)						
ATTORNEY GENERAL PS	12.195	1523	37,535.00	37,535.00	---	---
ATTORNEY GENERAL E&E	12.195	1524	5,215.00	5,215.00	---	---
Motor Vehicle Commission Fund (0588)						
ATTORNEY GENERAL PS	12.195	9618	39,499.00	39,499.00	---	---
ATTORNEY GENERAL E&E	12.195	9619	10,622.00	10,622.00	---	---
Health Spa Regulatory Fund (0589)						
ATTORNEY GENERAL E&E	12.195	0806	5,000.00	5,000.00	---	---
Natural Resources Protection - Air Pollution Permit Fee Subaccount Fund (0594)						
ATTORNEY GENERAL PS	12.195	1525	37,506.00	37,506.00	---	---
ATTORNEY GENERAL E&E	12.195	1526	4,715.00	4,715.00	---	---
Soil and Water Sales Tax Fund (0614)						
ATTORNEY GENERAL PS	12.195	1527	12,504.00	12,504.00	---	---
ATTORNEY GENERAL E&E	12.195	1528	2,267.00	2,267.00	---	---
Workers' Compensation Fund (0652)						
ATTORNEY GENERAL PS	12.195	2316	269,860.00	254,136.03	---	15,723.97
ATTORNEY GENERAL LEASING	13.005	3188	80,068.00	79,483.46	---	584.54
ATTORNEY GENERAL E&E	12.195	7588	204,053.00	6,849.96	---	197,203.04
ATTORNEY GENERAL ST OWNED	13.010	7783	26,987.00	26,986.32	---	0.68
Workers' Compensation - Second Injury Fund (0653)						
ATTORNEY GENERAL LEASING	13.005	3189	80,067.00	79,483.46	---	583.54
ATTORNEY GENERAL PS	12.195	4011	1,999,885.00	1,898,139.58	---	101,745.42
ATTORNEY GENERAL E&E	12.195	4012	1,068,526.00	817,542.06	---	250,983.94
ATTORNEY GENERAL ST OWNED	13.010	7784	26,987.00	26,986.32	---	0.68

Hazardous Waste Fund (0676)							
ATTORNEY GENERAL PS	12.195	1556	289,086.00	289,086.00	---	---	
ATTORNEY GENERAL E&E	12.195	1557	14,880.00	14,880.00	---	---	
ATTORNEY GENERAL LEASING	13.005	2005	9,349.00	9,336.72	---		12.28
ATTORNEY GENERAL ST OWNED	13.010	7786	9,453.00	9,453.00	---	---	
Safe Drinking Water Fund (0679)							
ATTORNEY GENERAL PS	12.195	1558	12,533.00	12,533.00	---	---	
ATTORNEY GENERAL E&E	12.195	1559	2,265.00	2,265.00	---	---	
Missouri Office of Prosecution Services Fund (0680)							
ATTORNEY GENERAL LEASING	13.005	2022	28,419.00	25,445.48	---		2,973.52
Attorney General Trust Fund (0794)							
ATTORNEY GENERAL TRUST E&E	12.220	7053	4,000,000.00	110,944.36	---		3,889,055.64
Inmate Incarceration Reimbursement Act Revolving Fund (0828)							
ATTORNEY GENERAL E&E	12.195	4183	38,054.00	38,054.00	---	---	
ATTORNEY GENERAL PS	12.195	4204	102,119.00	102,118.86	---		0.14
ATTORNEY GENERAL ST OWNED	13.010	7787	9,453.00	9,452.96	---		0.04
Missouri Office of Prosecution Services Revolving Fund (0844)							
ATTORNEY GENERAL LEASING	13.005	8890	8,058.00	8,057.95	---		0.05
Mined Land Reclamation Fund (0906)							
ATTORNEY GENERAL PS	12.195	1560	12,504.00	12,504.00	---	---	
ATTORNEY GENERAL E&E	12.195	1561	2,262.00	2,262.00	---	---	
<b><u>Missouri Office of Prosecution Services</u></b>							
Missouri Office of Prosecution Services Fund (0680)							
OFFICE OF PROS SVS PS	12.210	7337	314,709.00	249,212.13	---		65,496.87
OFFICE OF PROS SVS E&E	12.210	7338	1,713,795.00	232,808.99	---		1,480,986.01
Missouri Office of Prosecution Services Revolving Fund (0844)							
OFFICE OF PROS SVS E&E	12.210	4106	150,000.00	47,901.91	---		102,098.09
<b><u>OFFICE OF ADMINISTRATION</u></b>							
<b><u>Division of Accounting</u></b>							
Secretary of State's Technology Trust Account Fund (0266)							
UNEMPLOYMENT BENEFITS	05.480	8643	2,998.00	2,997.16	---		0.84
Nursing Facility Quality of Care Fund (0271)							
UNEMPLOYMENT BENEFITS	05.480	6341	2,647.00	508.44	---		2,138.56
Division of Tourism Supplemental Revenue Fund (0274)							
UNEMPLOYMENT BENEFITS	05.480	6971	11.00	---	---		11.00

**STATE OF MISSOURI  
SUMMARY OF APPROPRIATION ACTIVITY  
SPECIAL REVENUE FUNDS  
FOR THE APPROPRIATION YEAR 2014**

	H.B. No.	Appr. No.	Appropriations	Expenditures and Transfers Out	Biennial Rollovers to 2015	Lapse of Appropriations
Health Initiatives Fund (0275)						
UNEMPLOYMENT BENEFITS	05.480	5990	4,248.00	3,289.96	---	958.04
TEACHER RETIREMENT CONTR	05.475	6105	5,000.00	44.39	---	4,955.61
Gaming Commission Fund (0286)						
UNEMPLOYMENT BENEFITS	05.480	6671	4,939.00	---	---	4,939.00
Animal Care Reserve Fund (0295)						
UNEMPLOYMENT BENEFITS	05.480	6672	1,601.00	1,600.00	---	1.00
Missouri Public Health Services Fund (0298)						
UNEMPLOYMENT BENEFITS	05.480	2310	1,316.00	158.28	---	1,157.72
Commodity Council Merchandising Fund (0406)						
UNEMPLOYMENT BENEFITS	05.480	7029	2,488.00	---	---	2,488.00
Insurance Examiners Fund (0552)						
UNEMPLOYMENT BENEFITS	05.480	6674	8,320.00	---	---	8,320.00
Professional and Practical Nursing Student Loan and Nurse Loan Repayment Fund (0565)						
UNEMPLOYMENT BENEFITS	05.480	4489	89.00	---	---	89.00
Insurance Dedicated Fund (0566)						
UNEMPLOYMENT BENEFITS	05.480	6002	19,852.00	1,390.80	---	18,461.20
Natural Resources Protection - Water Pollution Permit Fee Subaccount Fund (0568)						
UNEMPLOYMENT BENEFITS	05.480	6797	3,237.00	2,843.59	---	393.41
Solid Waste Management Fund (0570)						
UNEMPLOYMENT BENEFITS	05.480	6675	5,760.00	---	---	5,760.00
Manufactured Housing Fund (0582)						
UNEMPLOYMENT BENEFITS	05.480	6895	6,401.00	6,400.00	---	1.00
Chemical Emergency Preparedness Fund (0587)						
UNEMPLOYMENT BENEFITS	05.480	3006	4,467.00	---	---	4,467.00
Motor Vehicle Commission Fund (0588)						
UNEMPLOYMENT BENEFITS	05.480	6718	2,512.00	---	---	2,512.00
Natural Resources Protection - Air Pollution Permit Fee Subaccount Fund (0594)						
UNEMPLOYMENT BENEFITS	05.480	6154	1,638.00	1,636.74	---	1.26
Public Service Commission Fund (0607)						
UNEMPLOYMENT BENEFITS	05.480	6343	5,441.00	5,440.00	---	1.00
Conservation Commission Fund (0609)						
UNEMPLOYMENT BENEFITS	05.480	2240	134,264.00	97,160.38	---	37,103.62
Parks Sales Tax Fund (0613)						
UNEMPLOYMENT BENEFITS	05.480	6237	256,674.00	94,090.81	---	162,583.19



Soil and Water Sales Tax Fund (0614)							
UNEMPLOYMENT BENEFITS	05.480	6238	5,760.00	4,352.00	---	1,408.00	
Social Services Educational Improvement Fund (0620)							
TEACHER RETIREMENT CONTR	05.475	3440	27,100.00	1,098.16	---	26,001.84	
UNEMPLOYMENT BENEFITS	05.480	6003	15,218.00	5,467.67	---	9,750.33	
Blind Pension Fund (0621)							
UNEMPLOYMENT BENEFITS	05.480	6344	572.00	---	---	572.00	
Board of Registration for Healing Arts Fund (0634)							
UNEMPLOYMENT BENEFITS	05.480	8161	572.00	570.65	---	1.35	
Real Estate Commission Fund (0638)							
UNEMPLOYMENT BENEFITS	05.480	0790	159.00	---	---	159.00	
State Highways and Transportation Department Fund (0644)							
HWY PATROL UNEMPLOY	05.485	6365	169,942.00	8,001.08	---	161,940.92	
Grain Inspection Fees Fund (0647)							
UNEMPLOYMENT BENEFITS	05.480	6004	19,190.00	4,585.87	---	14,604.13	
Workers' Compensation Fund (0652)							
UNEMPLOYMENT BENEFITS	05.480	6005	30,287.00	9,237.44	---	21,049.56	
Workers' Compensation - Second Injury Fund (0653)							
UNEMPLOYMENT BENEFITS	05.480	6346	4,977.00	479.02	---	4,497.98	
Groundwater Protection Fund (0660)							
UNEMPLOYMENT BENEFITS	05.480	6347	18.00	---	---	18.00	
Legal Defense and Defender Fund (0670)							
UNEMPLOYMENT BENEFITS	05.480	6749	6,903.00	---	---	6,903.00	
Criminal Record System Fund (0671)							
UNEMPLOYMENT BENEFITS	05.480	8228	4,269.00	4,267.54	---	1.46	
Hazardous Waste Fund (0676)							
UNEMPLOYMENT BENEFITS	05.480	6151	6.00	---	---	6.00	
Safe Drinking Water Fund (0679)							
UNEMPLOYMENT BENEFITS	05.480	7080	448.00	446.88	---	1.12	
Crime Victims' Compensation Fund (0681)							
UNEMPLOYMENT BENEFITS	05.480	7513	799.00	797.09	---	1.91	
Proprietary School Certification Fund (0729)							
UNEMPLOYMENT BENEFITS	05.480	8967	513.00	512.00	---	1.00	
Missouri Rx Plan Fund (0779)							
UNEMPLOYMENT BENEFITS	05.480	3012	53.00	51.20	---	1.80	
Economic Development Advancement Fund (0783)							
UNEMPLOYMENT BENEFITS	05.480	7475	9,041.00	9,040.00	---	1.00	
Early Childhood Development, Education and Care Fund (0859)							
UNEMPLOYMENT BENEFITS	05.480	4268	261.00	---	---	261.00	

**STATE OF MISSOURI  
SUMMARY OF APPROPRIATION ACTIVITY  
SPECIAL REVENUE FUNDS  
FOR THE APPROPRIATION YEAR 2014**

	H.B. No.	Appr. No.	Appropriations	Expenditures and Transfers Out	Biennial Rollovers to 2015	Lapse of Appropriations
Guaranty Agency Operating Fund (0880) UNEMPLOYMENT BENEFITS	05.480	6357	4,225.00	4,224.00	---	1.00
Missouri National Guard Trust Fund (0900) UNEMPLOYMENT BENEFITS	05.480	1157	4,154.00	525.83	---	3,628.17
Special Employment Security Fund (0949) UNEMPLOYMENT BENEFITS	05.480	6750	4,655.00	4,653.91	---	1.09
Ambulance Service Reimb Allowance Fund (0958) UNEMPLOYMENT BENEFITS	05.480	8880	7.00	5.94	---	1.06
Agriculture Protection Fund (0970) UNEMPLOYMENT BENEFITS	05.480	8135	2,444.00	2,443.04	---	0.96
<b><u>Information Technology Services Division</u></b>						
Elevator Safety Fund (0257) DPS IT CONSOLIDATION E&E	05.020	1296	9,190.00	7,515.71	---	1,674.29
Missouri Arts Council Trust Fund (0262) DED IT CONSOLIDATION E&E	05.020	1297	22,660.00	1,138.22	---	21,521.78
Missouri Commission for the Deaf Board of Certification of Interpreters Fund (0264) DESE IT CONSOLIDATION E&E	05.020	1298	7,997.00	16.62	---	7,980.38
Nursing Facility Quality of Care Fund (0271) DHSS IT CONSOLIDATION PS	05.020	1301	310,804.00	262,373.52	---	48,430.48
DHSS IT CONSOLIDATION E&E	05.020	1302	104,038.00	89,459.15	---	14,578.85
Division of Tourism Supplemental Revenue Fund (0274) DED IT CONSOLIDATION E&E	05.020	1303	55,478.00	22,936.51	---	32,541.49
Health Initiatives Fund (0275) DSS IT CONSOLIDATION PS	05.020	1306	4.00	---	---	4.00
DHSS IT CONSOLIDATION E&E	05.020	1308	44,995.00	34,224.41	---	10,770.59
DSS IT CONSOLIDATION EE	05.020	2227	167.00	---	---	167.00
Lottery Proceeds Fund (0291) DESE IT CONSOLIDATION E&E	05.020	1313	113,678.00	102,554.32	---	11,123.68
Animal Health Laboratory Fee Fund (0292) MDA IT CONSOLIDATION PS	05.020	1314	4.00	---	---	4.00
MDA IT CONSOLIDATION E&E	05.020	1315	5,921.00	467.18	---	5,453.82
Mammography Fund (0293) DHSS IT CONSOLIDATION E&E	05.020	1327	4,637.00	4,005.60	---	631.40

Animal Care Reserve Fund (0295)							
MDA IT CONSOLIDATION PS	05.020	1331	6.00	---	---	6.00	
MDA IT CONSOLIDATION E&E	05.020	1332	9,401.00	2,908.92	---	6,492.08	
Elderly Home-Delivered Meals Trust Fund (0296)							
DOR IT CONSOLIDATION E&E	05.020	2912	11,520.00	10,970.00	---	550.00	
Missouri Public Health Services Fund (0298)							
DHSS IT CONSOLIDATION E&E	05.020	1333	741,218.00	542,046.27	---	199,171.73	
DHSS IT CONSOLIDATION PS	05.020	2234	160,364.00	139,420.34	---	20,943.66	
Livestock Brands Fund (0299)							
MDA IT CONSOLIDATION E&E	05.020	1337	2,998.00	706.85	---	2,291.15	
Commodity Council Merchandising Fund (0406)							
MDA IT CONSOLIDATION E&E	05.020	1340	826.00	754.19	---	71.81	
Division of Credit Unions Fund (0548)							
DIFP IT CONSOLIDATION E&E	05.020	1372	6,606.00	3,932.00	---	2,674.00	
Division of Finance Fund (0550)							
DIFP IT CONSOLIDATION PS	05.020	1375	49,701.00	41,505.44	---	8,195.56	
DIFP IT CONSOLIDATION E&E	05.020	1376	106,044.00	96,780.85	---	9,263.15	
Insurance Examiners Fund (0552)							
DOI IT CONSOLIDATION E&E	05.020	1378	121,328.00	81,409.98	---	39,918.02	
Deaf Relay Service and Equipment Distribution Program Fund (0559)							
DESE IT CONSOLIDATION E&E	05.020	2343	12,990.00	---	---	12,990.00	
Professional and Practical Nursing Student Loan and Nurse Loan Repayment Fund (0565)							
DHSS IT CONSOLIDATION E&E	05.020	1381	5,595.00	3,372.40	---	2,222.60	
DHSS IT CONSOLIDATION PS	05.020	7852	1,500.00	---	---	1,500.00	
Insurance Dedicated Fund (0566)							
DOI IT CONSOLIDATION PS	05.020	1383	587,571.00	424,746.79	---	162,824.21	
DOI IT CONSOLIDATION E&E	05.020	1395	401,044.00	206,184.79	---	194,859.21	
Livestock Sales and Markets Fees Fund (0581)							
MDA IT CONSOLIDATION E&E	05.020	1412	260.00	82.12	---	177.88	
Chemical Emergency Preparedness Fund (0587)							
DPS IT CONSOLIDATION E&E	05.020	1447	11,425.00	5,164.24	---	6,260.76	
Motor Vehicle Commission Fund (0588)							
DOR IT CONSOLIDATION PS	05.020	2235	16.00	---	---	16.00	
DOR IT CONSOLIDATION E&E	05.020	2859	39,705.00	30,615.33	---	9,089.67	
Conservation Commission Fund (0609)							
DOR IT CONSOLIDATION E&E	05.020	2917	34,848.00	33,197.70	---	1,650.30	
Blind Pension Fund (0621)							
DSS IT CONSOLIDATION E&E	05.020	1487	59,591.00	---	---	59,591.00	
Livestock Dealer Law Enforcement and Administration Fund (0624)							
MDA IT CONSOLIDATION E&E	05.020	1489	95.00	---	---	95.00	

**STATE OF MISSOURI  
SUMMARY OF APPROPRIATION ACTIVITY  
SPECIAL REVENUE FUNDS  
FOR THE APPROPRIATION YEAR 2014**

	H.B. No.	Appr. No.	Appropriations	Expenditures and Transfers Out	Biennial Rollovers to 2015	Lapse of Appropriations
State Highways and Transportation Department Fund (0644)						
DOR IT CONSOLIDATION PS	05.020	2237	862,584.00	834,860.42	---	27,723.58
DOR IT CONSOLIDATION E&E	05.020	2239	1,902,388.00	1,841,021.56	---	61,366.44
Milk Inspection Fees Fund (0645)						
MDA IT CONSOLIDATION PS	05.020	1504	1.00	---	---	1.00
MDA IT CONSOLIDATION E&E	05.020	1505	4,960.00	632.50	---	4,327.50
Health and Senior Services Document Services Fund (0646)						
DHSS IT CONSOLIDATION PS	05.020	1506	17.00	---	---	17.00
DHSS IT CONSOLIDATION E&E	05.020	1507	108,306.00	11,503.65	---	96,802.35
Grain Inspection Fees Fund (0647)						
MDA IT CONSOLIDATION PS	05.020	1508	9.00	---	---	9.00
MDA IT CONSOLIDATION E&E	05.020	1509	33,836.00	24,755.37	---	9,080.63
Workers' Compensation Fund (0652)						
DOLIR IT CONSOLIDATION EE	05.020	1511	324,460.00	236,254.28	---	88,205.72
Petroleum Inspection Fund (0662)						
MDA IT CONSOLIDATION PS	05.020	1519	66,069.00	10,300.15	---	55,768.85
MDA IT CONSOLIDATION E&E	05.020	1520	47,987.00	7,347.08	---	40,639.92
Hazardous Waste Fund (0676)						
DHSS IT CONSOLIDATION E&E	05.020	3690	7,995.00	7,319.86	---	675.14
Safe Drinking Water Fund (0679)						
DHSS IT CONSOLIDATION E&E	05.020	7891	1,285.00	---	---	1,285.00
Crime Victims' Compensation Fund (0681)						
DPS IT CONSOLIDATION E&E	05.020	1590	3,999.00	3,930.64	---	68.36
DPS/DOLIR IT CONSOL E&E	05.020	1659	21,542.00	---	---	21,542.00
DPS/DOLIR IT CONSOL PS	05.020	2339	13.00	---	---	13.00
Agriculture Business Development Fund (0683)						
MDA IT CONSOLIDATION E&E	05.020	1602	2,491.00	270.34	---	2,220.66
Children's Trust Fund (0694)						
OA IT CONSOLDIATION E&E	05.020	3613	1,100.00	839.61	---	260.39
OA ITSD EMPL BENEFITS E&E	05.020	8138	1,000,000.00	---	---	1,000,000.00
Boiler and Pressure Vessels Safety Fund (0744)						
DPS IT CONSOLIDATION E&E	05.020	2135	14,520.00	14,454.19	---	65.81
Missouri Rx Plan Fund (0779)						
DSS IT CONSOLIDATION E&E	05.020	2333	16,500.00	---	---	16,500.00
Putative Father Registry Fund (0780)						
DHSS IT CONSOLIDATION E&E	05.020	1625	12,300.00	4,921.16	---	7,378.84

Organ Donor Program Fund (0824)							
DHSS IT CONSOLIDATION E&E	05.020	1627	29,825.00	14,508.75	---	---	15,316.25
Child Labor Enforcement Fund (0826)							
DOLIR IT CONSOLIDATION EE	05.020	1628	14,995.00	6.27	---	---	14,988.73
Early Childhood Development, Education and Care Fund (0859)							
DHSS IT CONSOLIDATION E&E	05.020	1630	23,849.00	6,509.94	---	---	17,339.06
DSS IT CONSOLIDATION PS	05.020	1632	1.00	---	---	---	1.00
Guaranty Agency Operating Fund (0880)							
DHE IT CONSOLIDATION PS	05.020	1633	582,851.00	330,139.49	---	---	252,711.51
DHE IT CONSOLIDATION E&E	05.020	1634	248,030.00	171,792.72	---	---	76,237.28
Agriculture Development Fund (0904)							
MDA IT CONSOLIDATION PS	05.020	1650	1.00	---	---	---	1.00
MDA IT CONSOLIDATION E&E	05.020	1652	879.00	104.79	---	---	774.21
Special Employment Security Fund (0949)							
DOLIR IT CONSOLIDATION EE	05.020	1656	109,999.00	33,107.16	---	---	76,891.84
Unemployment Automation Fund (0953)							
DOLIR IT CONSOLIDATION PS	05.020	4398	788,752.00	774,747.41	---	---	14,004.59
DOLIR IT CNSL COMP SYSTEM	05.020	4446	4,487,288.00	1,567,997.76	---	---	2,919,290.24
Agriculture Protection Fund (0970)							
MDA IT CONSOLIDATION E&E	05.020	8455	667.00	667.00	---	---	---
<b><u>Division of Facilities Management,</u></b>							
<b><u>Design and Construction</u></b>							
State Capitol Commission Fund (0745)							
2ND STATE CAPITOL COMM	05.090	6364	25,000.00	---	---	---	25,000.00
Rebuild Damaged Infrastr Fund (0814)							
REBUILDING INFRASTRUCTURE	19.060	8721	14,000,000.00	---	14,000,000.00	---	---
<b><u>Division of General Services</u></b>							
Conservation Commission Fund (0609)							
WORKERS' COMP & SIF TAX	05.530	3439	60,000.00	49,739.50	---	---	10,260.50
WORKERS' COMPENSATION	05.520	4542	1,100,000.00	688,007.88	---	---	411,992.12
<b><u>Children's Trust Fund</u></b>							
Children's Trust Fund (0694)							
CTF PROGRAMS	05.140	5608	3,360,000.00	2,712,942.24	---	---	647,057.76
OA STATE OWNED	13.010	7675	13,951.00	13,950.48	---	---	0.52
CHILDREN'S TRUST FUND PS	05.140	8371	215,210.00	212,476.96	---	---	2,733.04
CHILDREN'S TRUST FUND E&E	05.140	8372	119,104.00	45,664.48	---	---	73,439.52

**STATE OF MISSOURI  
SUMMARY OF APPROPRIATION ACTIVITY  
SPECIAL REVENUE FUNDS  
FOR THE APPROPRIATION YEAR 2014**

	H.B. No.	Appr. No.	Appropriations	Expenditures and Transfers Out	Biennial Rollovers to 2015	Lapse of Appropriations
<b><u>DEPARTMENT OF AGRICULTURE</u></b>						
Animal Health Laboratory Fee Fund (0292)						
AGRICULTURE LEASING	13.005	2475	51,941.00	46,067.30	---	5,873.70
AGRICULTURE STATE OWNED	13.010	7808	30,664.00	30,663.36	---	0.64
Animal Care Reserve Fund (0295)						
AGRICULTURE STATE OWNED	13.010	7678	1,899.00	1,898.76	---	0.24
Commodity Council Merchandising Fund (0406)						
AGRICULTURE STATE OWNED	13.010	7679	2,705.00	2,704.68	---	0.32
Milk Inspection Fees Fund (0645)						
AGRICULTURE STATE OWNED	13.010	7681	4,716.00	4,715.28	---	0.72
Grain Inspection Fees Fund (0647)						
AGRICULTURE LEASING	13.005	1474	25,761.00	25,743.84	---	17.16
AGRICULTURE STATE OWNED	13.010	7682	3,383.00	3,382.08	---	0.92
Petroleum Inspection Fund (0662)						
AGRICULTURE LEASING	13.005	0653	6,405.00	6,396.48	---	8.52
AGRICULTURE STATE OWNED	13.010	7683	92,669.00	92,668.68	---	0.32
Boll Weevil Suppression and Eradication Fund (0823)						
AGRICULTURE STATE OWNED	13.010	7685	1,439.00	1,438.80	---	0.20
Agriculture Development Fund (0904)						
AGRICULTURE STATE OWNED	13.010	7686	1,535.00	1,534.08	---	0.92
Agriculture Protection Fund (0970)						
AGRICULTURE LEASING	13.005	8194	1,731.00	1,730.12	---	0.88
AGRICULTURE STATE OWNED	13.010	8245	245,618.00	245,617.68	---	0.32
<b><u>Office of the Director</u></b>						
Animal Health Laboratory Fee Fund (0292)						
DIRECTOR'S OFFICE PS	06.005	7904	25,000.00	24,825.40	---	174.60
Animal Care Reserve Fund (0295)						
DIRECTOR'S OFFICE PS	06.005	7906	30,000.00	26,385.92	---	3,614.08
Grain Inspection Fees Fund (0647)						
DIRECTOR'S OFFICE PS	06.005	7922	55,812.00	51,670.98	---	4,141.02
DIRECTOR'S OFFICE E&E	06.005	7923	5,867.00	---	---	5,867.00
Petroleum Inspection Fund (0662)						
DIRECTOR'S OFFICE PS	06.005	7926	18,724.00	18,698.31	---	25.69
DIRECTOR'S OFFICE E&E	06.005	7927	8,363.00	---	---	8,363.00
Veterinary Student Loan Payment Fund (0803)						
VETERINARY ST LOAN PRG	06.015	3209	180,000.00	116,400.00	---	63,600.00

Agriculture Protection Fund (0970)							
DIRECTOR'S OFFICE PS	06.005	7855	699,945.00	699,606.49	---	338.51	
DIRECTOR'S OFFICE E&E	06.005	7856	1,676,189.00	826,298.32	---	849,890.68	
REFUND ACCOUNT	06.005	7857	13,500.00	6,673.17	---	6,826.83	
<b><u>Division of Animal Health</u></b>							
Animal Health Laboratory Fee Fund (0292)							
ANIMAL HEALTH ADMIN PS	06.090	1222	143,177.00	---	---	143,177.00	
ANIMAL HEALTH ADMIN E&E	06.090	2186	657,007.00	620,040.40	---	36,966.60	
Animal Care Reserve Fund (0295)							
ANIMAL HEALTH ADMIN PS	06.090	1224	488,845.00	161,016.91	---	327,828.09	
ANIMAL HEALTH ADMIN E&E	06.090	2187	189,956.00	52,635.44	---	137,320.56	
Livestock Brands Fund (0299)							
LIVESTOCK BRANDS PRGM	06.090	1227	30,698.00	5,212.68	---	25,485.32	
ANIMAL HEALTH ADMIN PS	06.090	8720	20,000.00	---	---	20,000.00	
Livestock Sales and Markets Fees Fund (0581)							
LIVESTOCK MARKETS	06.090	9462	30,690.00	8,636.80	---	22,053.20	
Missouri Pet Spay/Neuter Fund (0747)							
ANIMAL HEALTH ADMIN E&E	06.090	2830	50,000.00	19,707.50	---	30,292.50	
Agriculture Protection Fund (0970)							
ANIMAL HEALTH ADMIN E&E	06.090	7863	2,462.00	684.24	---	1,777.76	
<b><u>Division of Grain Inspection and Warehousing</u></b>							
Commodity Council Merchandising Fund (0406)							
COMMODITY MERCHND SNG PS	06.100	2417	77,169.00	48,486.90	---	28,682.10	
COMMODITY MERCHND SNG E&E	06.100	2418	15,651.00	10,382.54	---	5,268.46	
Aquaculture Marketing Development Fund (0573)							
MO AQUACULTURE COUNCIL	06.105	2419	11,000.00	4,585.06	---	6,414.94	
Apple Merchandising Fund (0615)							
RES & MKT DEV OF APPLES	06.105	2421	11,000.00	4,389.00	---	6,611.00	
Grain Inspection Fees Fund (0647)							
GRAIN INSPECTION SVS E&E	06.100	2388	271,744.00	170,990.27	---	100,753.73	
GRAIN INSPECTION SVS PS	06.100	3201	1,412,950.00	1,046,253.41	---	366,696.59	
PAYMENT OF FED USER FEE	06.100	4552	100,000.00	79,754.61	---	20,245.39	
Missouri Wine Marketing and Research Development Fund (0855)							
WINE MKTNG & RESEARCH	06.105	0554	111,000.00	41,737.21	---	69,262.79	
Agriculture Protection Fund (0970)							
GRAIN REGULATORY SVS E&E	06.100	7865	44,170.00	19,406.72	---	24,763.28	

**STATE OF MISSOURI  
SUMMARY OF APPROPRIATION ACTIVITY  
SPECIAL REVENUE FUNDS  
FOR THE APPROPRIATION YEAR 2014**

	H.B. No.	Appr. No.	Appropriations	Expenditures and Transfers Out	Biennial Rollovers to 2015	Lapse of Appropriations
<b><u>Division of Plant Industries</u></b>						
Organic Production and Certification Fee Fund (0749)						
PLANT INDUSTRIES PRGM E&E	06.110	6883	36.00	35.66	---	0.34
Boll Weevil Suppression and Eradication Fund (0823)						
BOLL WEEVIL ERADICAT PS	06.110	0556	39,230.00	847.12	---	38,382.88
BOLL WEEVIL ERADICAT E&E	06.110	0557	24,657.00	186.52	---	24,470.48
Agriculture Protection Fund (0970)						
PLANT INDUSTRIES PRGM PS	06.110	7866	1,622,285.00	1,620,456.90	---	1,828.10
PLANT INDUSTRIES PRGM E&E	06.110	7867	381,058.00	378,816.71	---	2,241.29
GYPSY MOTH CNTRL PRGM PS	06.110	7868	129,087.00	112,918.38	---	16,168.62
GYPSY MOTH CNTRL PRGM E&E	06.110	7869	58,000.00	33,676.89	---	24,323.11
<b><u>Division of Weights and Measures</u></b>						
Petroleum Inspection Fund (0662)						
WEIGHTS & MEASURES E&E	06.115	2573	728,857.00	439,958.31	---	288,898.69
WEIGHTS & MEASURES PS	06.115	8381	1,543,007.00	1,246,745.87	---	296,261.13
Agriculture Protection Fund (0970)						
WEIGHTS & MEASURES PS	06.115	7870	515,250.00	511,233.20	---	4,016.80
WEIGHTS & MEASURES E&E	06.115	7871	690,429.00	683,705.72	---	6,723.28
<b><u>State Milk Board</u></b>						
Milk Inspection Fees Fund (0645)						
STATE MILK BOARD PS	06.135	0265	331,871.00	271,574.20	---	60,296.80
STATE MILK BOARD E&E	06.135	0267	249,760.00	169,896.43	---	79,863.57
MILK BOARD LOCAL HLTH	06.135	0268	802,262.00	595,594.46	---	206,667.54
State Contracted Manufacturing Dairy Plant Inspection and Grading Fee Fund (0661)						
DAIRY PLANT INSPECTIONS	06.135	7362	4,552.00	---	---	4,552.00
<b><u>Agric Business Development Division</u></b>						
Aquaculture Marketing Development Fund (0573)						
AGRI BUSINESS DEV PS	06.030	5027	9,173.00	---	---	9,173.00
Agriculture Business Development Fund (0683)						
AGRI BUS GOV'S CONF ON AG	06.030	2114	210,638.00	159,485.17	---	51,152.83
AGRI BUSINESS DEV PS	06.030	7345	8,480.00	---	---	8,480.00
AGRI BUSINESS DEV E&E	06.030	7346	193,920.00	80,888.87	---	113,031.13



Agriculture Development Fund (0904)							
AG DEVELOPMENT PRGM PS	06.085	5394	74,271.00	43,587.00	---	30,684.00	
AG DEVELOPMENT PRGM E&E	06.085	5395	41,744.00	30,964.51	---	10,779.49	
AG DEVEL FUND INVESTMENTS	06.085	9913	100,000.00	9,000.00	---	91,000.00	
Agriculture Protection Fund (0970)							
AGRI BUSINESS DEV PS	06.030	7859	1,063,917.00	1,038,530.24	---	25,386.76	
AGRI BUSINESS DEV E&E	06.030	7860	425,004.00	399,991.40	---	25,012.60	
AGRI MISSOURI PROGRAM PS	06.035	7861	35,825.00	11,403.23	---	24,421.77	
AGRI MISSOURI PROGRAM E&E	06.035	7862	118,756.00	117,040.96	---	1,715.04	
URBAN AGRICULTURE PROGRAM	06.030	8331	25,000.00	25,000.00	---	---	
Livestock Feed and Crop Loan Program Fund (0978)							
AG&SMALL BUS DEV AUTH PS	06.050	8212	11,050.00	---	---	11,050.00	
AG&SMALL BUS DEV AUTH E&E	06.050	8213	2,000.00	---	---	2,000.00	

**Missouri State Fair**

State Fair Trust Fund (0951)							
FUNDING TO START FAIR	06.125	3812	9,900.00	1,830.00	---	8,070.00	
Agriculture Protection Fund (0970)							
STATE FAIR ADMIN PS	06.120	7872	512,030.00	511,652.05	---	377.95	
MSF-TORNADO SHELTERS/REST	19.010	8252	625,000.00	33,787.00	591,213.00	---	
ST FAIR INFRSTRCTR IMP EE	06.120	8698	500,000.00	500,000.00	---	---	
STATE FAIR ADMIN E&E	06.120	8767	46,272.00	46,271.53	---	0.47	

**DEPARTMENT OF INSURANCE,  
FINANCIAL INSTITUTIONS AND  
PROFESSIONAL REGISTRATION**

Division of Credit Unions Fund (0548)							
INSURANCE STATE OWNED	13.010	7708	25,769.00	25,768.08	---	0.92	
Division of Finance Fund (0550)							
INSURANCE LEASING	13.005	3739	50,707.00	48,546.61	---	2,160.39	
INSURANCE STATE OWNED	13.010	7709	177,806.00	177,805.32	---	0.68	
Insurance Examiners Fund (0552)							
INSURANCE EXAMINATIONS PS	07.425	0793	3,262,900.00	3,072,970.99	---	189,929.01	
INSURANCE EXAMINATIONS EE	07.425	2042	765,674.00	175,822.76	---	589,851.24	
INSURANCE REFUNDS	07.430	2681	60,000.00	---	---	60,000.00	
INSURANCE LEASING	13.005	3734	536.00	535.50	---	0.50	
INSURANCE STATE OWNED	13.010	7710	71,540.00	71,539.92	---	0.08	
Insurance Dedicated Fund (0566)							
INSURANCE LEASING	13.005	6082	7,183.00	6,890.58	---	292.42	
HEALTH INSUR COUNSELING	07.435	7021	200,000.00	200,000.00	---	---	
INSURANCE STATE OWNED	13.010	7711	358,285.00	353,535.84	---	4,749.16	
INSURANCE OPERATIONS PS	07.420	9907	7,081,870.00	6,745,009.98	---	336,860.02	
INSURANCE OPERATIONS E&E	07.420	9908	1,916,449.00	1,246,077.29	---	670,371.71	
INSURANCE REFUNDS	07.430	9909	75,000.00	13,368.46	---	61,631.54	
Consumer Restitution Fund (0792)							
INSURANCE OPERATIONS	07.420	3703	5,000.00	---	---	5,000.00	

**STATE OF MISSOURI  
SUMMARY OF APPROPRIATION ACTIVITY  
SPECIAL REVENUE FUNDS  
FOR THE APPROPRIATION YEAR 2014**

	H.B. No.	Appr. No.	Appropriations	Expenditures and Transfers Out	Biennial Rollovers to 2015	Lapse of Appropriations
<b><u>Division of Credit Unions</u></b>						
Division of Credit Unions Fund (0548)						
CREDIT UNIONS E&E	07.440	2195	119,084.00	118,916.37	---	167.63
CREDIT UNIONS PS	07.440	3657	1,139,893.00	1,004,398.32	---	135,494.68
<b><u>Division of Finance</u></b>						
Division of Finance Fund (0550)						
DIV OF FINANCE E&E	07.445	2196	880,241.00	728,729.97	---	151,511.03
FINANCE PS	07.445	3658	7,624,121.00	6,806,804.38	---	817,316.62
OUT-OF-STATE EXAMS E&E	07.445	6138	48,250.00	1,339.06	---	46,910.94
<b><u>Professional Registration</u></b>						
Hearing Instrument Specialist Fund (0247)						
LICNSURE REPLCMNT SYS E&E	07.465	8418	600.00	600.00	---	---
State Committee of Interpreters Fund (0256)						
LICNSURE REPLCMNT SYS E&E	07.465	8419	1,600.00	1,600.00	---	---
Board of Geologist Registration Fund (0263)						
LICNSURE REPLCMNT SYS E&E	07.465	8420	2,000.00	2,000.00	---	---
Missouri Real Estate Appraisers and Appraisal Management Company Fund (0561)						
LICNSURE REPLCMNT SYS E&E	07.465	8421	6,200.00	6,200.00	---	---
Endowed Care Cemetery Audit Fund (0562)						
LICNSURE REPLCMNT SYS E&E	07.465	8422	300.00	300.00	---	---
Licensed Social Workers Fund (0574)						
LICNSURE REPLCMNT SYS E&E	07.465	8423	13,600.00	13,600.00	---	---
State Committee of Psychologists Fund (0580)						
LICNSURE REPLCMNT SYS E&E	07.465	8424	5,100.00	5,100.00	---	---
State Board of Accountancy Fund (0627)						
BOARD OF ACCOUNTANCY E&E	07.470	2214	171,991.00	149,658.20	---	22,332.80
BOARD OF ACCOUNTANCY PS	07.470	3666	284,857.00	263,666.33	---	21,190.67
LICNSURE REPLCMNT SYS E&E	07.465	8425	47,700.00	47,700.00	---	---
State Board of Podiatric Medicine Fund (0629)						
PODIATRIC MEDICINE	07.520	0839	13,734.00	5,591.98	---	8,142.02
LICNSURE REPLCMNT SYS E&E	07.465	8426	800.00	800.00	---	---
State Board of Chiropractic Examiners Fund (0630)						
CHIROPRACTIC EXAMINERS	07.480	0820	131,820.00	65,913.27	---	65,906.73
LICNSURE REPLCMNT SYS E&E	07.465	8427	5,300.00	5,300.00	---	---

Board of Embalmers and Funeral Directors							
Fund (0633)							
EMBALMERS & FUNERAL DIR	07.495	0833	164,200.00	102,287.64	---	61,912.36	
LICNSURE REPLCMNT SYS E&E	07.465	8428	14,300.00	14,300.00	---	---	
Board of Registration for Healing Arts							
Fund (0634)							
BD FOR HEALING ART E&E	07.500	2230	753,115.00	734,117.35	---	18,997.65	
BD FOR HEALING ART PS	07.500	3673	1,836,195.00	1,702,347.29	---	133,847.71	
LICNSURE REPLCMNT SYS E&E	07.465	8429	92,200.00	92,200.00	---	---	
State Board of Nursing Fund (0635)							
BOARD OF NURSING E&E	07.505	2244	584,668.00	402,435.64	---	182,232.36	
BOARD OF NURSING PS	07.505	3675	1,210,516.00	1,066,459.80	---	144,056.20	
LICNSURE REPLCMNT SYS E&E	07.465	8430	287,500.00	287,500.00	---	---	
Optometry Fund (0636)							
BOARD OF OPTOMETRY	07.510	0836	34,726.00	10,101.13	---	24,624.87	
LICNSURE REPLCMNT SYS E&E	07.465	8431	3,100.00	3,100.00	---	---	
Board of Pharmacy Fund (0637)							
BOARD OF PHARMACY E&E	07.515	2262	680,217.00	337,245.89	---	342,971.11	
PHARMACY CRIM HISTORY	07.515	2586	5,000.00	107.50	---	4,892.50	
BOARD OF PHARMACY PS	07.515	3677	947,067.00	880,235.73	---	66,831.27	
LICNSURE REPLCMNT SYS E&E	07.465	8432	73,900.00	73,900.00	---	---	
Real Estate Commission Fund (0638)							
MO REAL ESTATE COMM E&E	07.525	2266	276,669.00	150,649.96	---	126,019.04	
MO REAL ESTATE COMM PS	07.525	3679	920,248.00	724,616.81	---	195,631.19	
LICNSURE REPLCMNT SYS E&E	07.465	8433	105,300.00	105,300.00	---	---	
Veterinary Medical Board Fund (0639)							
TESTING SERVICES	07.530	0329	50,000.00	8,298.00	---	41,702.00	
MO VETERINARY MEDICAL BD	07.530	0840	57,975.00	36,394.48	---	21,580.52	
LICNSURE REPLCMNT SYS E&E	07.465	8434	11,100.00	11,100.00	---	---	
Committee of Professional Counselors							
Fund (0672)							
LICNSURE REPLCMNT SYS E&E	07.465	8435	11,200.00	11,200.00	---	---	
Dental Board Fund (0677)							
DENTAL BOARD E&E	07.490	2224	237,475.00	99,145.22	---	138,329.78	
DENTAL BOARD PS	07.490	3671	380,953.00	276,242.74	---	104,710.26	
LICNSURE REPLCMNT SYS E&E	07.465	8436	19,500.00	19,500.00	---	---	
State Board for Architects, Professional							
Engineers, Land Surveyors and Landscape							
Architects Fund (0678)							
ARCH PE & LAND SURV E&E	07.475	2223	301,397.00	156,882.37	---	144,514.63	
ARCH PE & LAND SURV PS	07.475	3667	384,415.00	301,870.32	---	82,544.68	
LICNSURE REPLCMNT SYS E&E	07.465	8437	62,200.00	62,200.00	---	---	
Athletic Fund (0693)							
LICNSURE REPLCMNT SYS E&E	07.465	8438	4,800.00	4,800.00	---	---	
Athletic Agent Fund (0774)							
LICNSURE REPLCMNT SYS E&E	07.465	8439	200.00	200.00	---	---	

**STATE OF MISSOURI  
SUMMARY OF APPROPRIATION ACTIVITY  
SPECIAL REVENUE FUNDS  
FOR THE APPROPRIATION YEAR 2014**

	H.B. No.	Appr. No.	Appropriations	Expenditures and Transfers Out	Biennial Rollovers to 2015	Lapse of Appropriations
Board of Cosmetology and Barber Examiners Fund (0785)						
BD COSM & BARBERS E&E	07.485	1673	272,899.00	272,296.32	---	602.68
CRIMINAL HISTORY CHECKS	07.485	1674	1,000.00	---	---	1,000.00
LICNSURE REPLCMNT SYS E&E	07.465	8440	186,700.00	186,700.00	---	---
Board of Private Investigators and Private Fire Investigator Examiners Fund (0802)						
LICNSURE REPLCMNT SYS E&E	07.465	8441	1,300.00	1,300.00	---	---
Marital and Family Therapists' Fund (0820)						
LICNSURE REPLCMNT SYS E&E	07.465	8442	500.00	500.00	---	---
Respiratory Care Practitioners Fund (0833)						
LICNSURE REPLCMNT SYS E&E	07.465	8444	10,200.00	10,200.00	---	---
Missouri Board of Occupational Therapy Fund (0845)						
LICNSURE REPLCMNT SYS E&E	07.465	8447	9,800.00	9,800.00	---	---
Dietitian Fund (0857)						
LICNSURE REPLCMNT SYS E&E	07.465	8448	3,900.00	3,900.00	---	---
Interior Designer Council Fund (0877)						
LICNSURE REPLCMNT SYS E&E	07.465	8449	200.00	200.00	---	---
Acupuncturist Fund (0882)						
LICNSURE REPLCMNT SYS E&E	07.465	8450	200.00	200.00	---	---
Tattoo Fund (0883)						
LICNSURE REPLCMNT SYS E&E	07.465	8451	3,300.00	3,300.00	---	---
Massage Therapy Fund (0884)						
LICNSURE REPLCMNT SYS E&E	07.465	8452	15,400.00	15,400.00	---	---
<b><u>DEPARTMENT OF CONSERVATION</u></b>						
Conservation Commission Fund (0609)						
CONSERVATION PROGRAMS	06.600	0286	147,339,487.00	143,315,762.92	---	4,023,724.08
MDC STWIDE CONSTRUCTION	17.075	8073	18,000,000.00	14,218,813.51	3,781,186.49	---
MDC STWIDE CONSTRUCTION	19.020	8566	48,000,000.00	668.42	47,999,331.58	---

**DEPARTMENT OF ECONOMIC DEVELOPMENT**

Missouri Arts Council Trust Fund (0262)							
DED LEASING	13.005	2468	42,564.00	41,213.29	---	1,350.71	
Division of Tourism Supplemental Revenue Fund (0274)							
DED LEASING	13.005	1982	11,999.00	4,380.90	---	7,618.10	
DED STATE OWNED	13.010	7698	91,431.00	91,430.16	---	0.84	
Manufactured Housing Fund (0582)							
DED LEASING	13.005	3128	15,304.00	14,888.37	---	415.63	
Public Service Commission Fund (0607)							
DED LEASING	13.005	1986	917,208.00	912,923.26	---	4,284.74	
DED STATE OWNED	13.010	7707	67,090.00	67,089.84	---	0.16	
Special Employment Security Fund (0949)							
DED LEASING	13.005	6633	216,000.00	216,000.00	---	---	

**Business and Community Services****Economic Development Advancement Fund (0783)**

MARKETING E&E	07.015	2387	162,751.00	4,506.81	---	158,244.19
SALES PS	07.015	2801	355,256.00	30,376.12	---	324,879.88
SALES E&E	07.015	2802	43,108.00	2,973.67	---	40,134.33
FINANCE PS	07.015	2812	731,096.00	648,982.35	---	82,113.65
FINANCE E&E	07.015	2816	37,838.00	44.00	---	37,794.00
COMPLIANCE E&E	07.015	2829	11,043.00	177.18	---	10,865.82
COMPLIANCE PS	07.015	3563	15,210.00	5,558.00	---	9,652.00
EDAF REFUNDS	07.015	4525	561.00	559.42	---	1.58
MARKETING PS	07.015	4569	51,501.00	19,326.60	---	32,174.40
BUS RECRUITM & MARKET-E&E	07.015	7521	2,250,000.00	1,847,500.00	---	402,500.00
INTRN TR & INVEST OFC E&E	07.015	7643	650,000.00	---	---	650,000.00
MAINSTREET PROGRAM	07.055	8657	42,614.00	42,564.00	---	50.00
Missouri Supplemental Tax Increment Financing Fund (0848)						
STATE TIF PROGRAM	07.065	4351	12,365,000.00	12,283,512.05	---	81,487.95

**Workforce Development****Missouri Community College Job Training Program Fund (0563)**

COMM COLL NEW JOBS TRNG	07.130	0906	16,000,000.00	6,236,451.92	---	9,763,548.08
-------------------------	--------	------	---------------	--------------	-----	--------------

**STATE OF MISSOURI  
SUMMARY OF APPROPRIATION ACTIVITY  
SPECIAL REVENUE FUNDS  
FOR THE APPROPRIATION YEAR 2014**

	H.B. No.	Appr. No.	Appropriations	Expenditures and Transfers Out	Biennial Rollovers to 2015	Lapse of Appropriations
<b><u>Division of Tourism</u></b>						
Division of Tourism Supplemental Revenue Fund (0274)						
TOURISM PS	07.145	1030	1,650,938.00	1,239,707.93	---	411,230.07
TOURISM E&E	07.145	2192	13,016,680.00	11,853,432.31	---	1,163,247.69
FILM OFFICE PS	07.145	8703	47,432.00	32,406.78	---	15,025.22
FILM OFFICE E&E	07.145	8704	52,568.00	52,539.30	---	28.70
Tourism Marketing Fund (0650)						
TOURISM E&E	07.145	8403	24,500.00	6,545.00	---	17,955.00
<b><u>Public Service Commission</u></b>						
Deaf Relay Service and Equipment Distribution Program Fund (0559)						
PUBLIC SERVICE COMM E&E	07.175	9834	2,495,808.00	1,011,918.03	---	1,483,889.97
Manufactured Housing Fund (0582)						
MANUFACTD HOUSING REFUNDS	07.160	0817	10,000.00	---	---	10,000.00
MANUF HOUSING ADMIN E&E	07.160	2194	120,946.00	78,729.07	---	42,216.93
MANUFACTD HOUSING PRGM	07.160	3102	20,000.00	15,901.19	---	4,098.81
MANUF HOUSING ADMIN PS	07.160	3991	348,232.00	252,908.80	---	95,323.20
Public Service Commission Fund (0607)						
PSC REFUNDS	07.175	0818	10,000.00	---	---	10,000.00
PUBLIC SERVICE COMM PS	07.175	1428	10,521,514.00	9,910,059.54	---	611,454.46
PUBLIC SERVICE COMM E&E	07.175	2203	2,536,462.00	1,541,399.32	---	995,062.68
Manufactured Housing Consumer Recovery Fund (0909)						
MANUF HOUSING CONSUMER RC	07.160	4452	192,000.00	---	---	192,000.00
<b><u>Office of Public Counsel</u></b>						
Public Service Commission Fund (0607)						
OFC OF PUBLIC COUNSEL PS	07.170	7897	611,612.00	611,547.89	---	64.11
OFC OF PUBLIC COUNSEL E&E	07.170	7898	94,171.00	94,070.65	---	100.35
<b><u>Missouri Council on the Arts</u></b>						
Missouri Arts Council Trust Fund (0262)						
MO ARTS COUNCIL E&E	07.090	0989	7,918,914.00	4,181,098.67	---	3,737,815.33
MO ARTS COUNCIL PS	07.090	2881	432,561.00	282,194.00	---	150,367.00
INCENTIVES AND TECH ASST	07.090	2943	1,239,500.00	47,261.00	---	1,192,239.00
Missouri Public Broadcasting Corporation Special Fund (0887)						
PUBLIC TELEVISION GRANTS	07.090	1687	800,000.00	775,999.99	---	24,000.01

**Missouri Housing Development Commission**

Missouri Housing Trust Fund (0254)							
MO HOUSING DEVELOP COMM	07.155	0980	4,450,000.00	3,799,670.61	---	650,329.39	

**DEPARTMENT OF ELEMENTARY AND  
SECONDARY EDUCATION**

Bingo Proceeds for Education Fund (0289)						
GREENE VALLEY SCHL HVAC	17.005	8106	13,595.00	13,595.00	---	---
CRITICAL M&R	18.010	8655	1,000,000.00	150,834.70	849,165.30	---
Deaf Relay Service and Equipment Distribution Program Fund (0559)						
DESE LEASING	13.005	2478	22,488.00	20,290.44	---	2,197.56
State School Money Fund (0616)						
SCHLRS & FINE ARTS ACADMS	02.022	8320	200,000.00	194,000.00	---	6,000.00
Fair Share Fund (0687)						
PIKE-LINCOLN TECHNCL CNTR	19.006	8722	1,000,000.00	---	1,000,000.00	---

**Division of Finance and Administrative  
Services**

School District Bonds Fund (0248)						
SCHOOL DISTRICT BONDS	02.045	0113	492,000.00	406,399.35	---	85,600.65
Outstanding Schools Trust Fund (0287)						
FOUNDATION-FORMULA	02.015	0678	717,347,395.00	717,347,395.00	---	---
Lottery Proceeds Fund (0291)						
FOUNDATION-TRANSPORTATION	02.015	2362	69,273,102.00	69,273,102.00	---	---
FOUNDATION-FORMULA	02.015	5667	57,857,943.00	30,530,982.02	---	27,326,960.98
State School Money Fund (0616)						
FOUNDATION-FORMULA	02.015	0679	1,928,217,792.00	1,928,217,792.00	---	---
FOUNDATION-TRANSPORTATION	02.015	0684	31,024,611.00	31,024,611.00	---	---
FOUNDATION-SM SCHL PRG	02.015	2081	15,000,000.00	15,000,000.00	---	---
School District Trust Fund (0688)						
SCHOOL DISTRICT TRUST FND	02.040	5240	793,100,000.00	793,100,000.00	---	---
Classroom Trust Fund (0784)						
FOUNDATION-FORMULA	02.015	2079	385,580,321.00	348,572,468.58	---	37,007,852.42
Rebuild Missouri Schools Fund (0917)						
REBUILD MISSOURI SCHOOLS	02.055	8281	900,000.00	900,000.00	---	---

**Division of Learning Services**

Outstanding Schools Trust Fund (0287)						
ADULT ED & LITERACY	02.155	1631	824,480.00	824,480.00	---	---
PERFORM BASED ASSESSMENT	02.075	2796	128,125.00	128,125.00	---	---

**STATE OF MISSOURI  
SUMMARY OF APPROPRIATION ACTIVITY  
SPECIAL REVENUE FUNDS  
FOR THE APPROPRIATION YEAR 2014**

	H.B. No.	Appr. No.	Appropriations	Expenditures and Transfers Out	Biennial Rollovers to 2015	Lapse of Appropriations
Lottery Proceeds Fund (0291)						
HIGH NEED FUND	02.170	0657	19,590,000.00	19,590,000.00	---	---
PERFORM BASED ASSESSMENT	02.075	1289	4,311,255.00	4,181,917.00	---	129,338.00
VIRTUAL EDUCATION E&E	02.015	4269	389,778.00	378,085.00	---	11,693.00
FOUNDATION-EARLY SPEC ED	02.015	5645	16,548,507.00	16,548,507.00	---	---
DFS/DMH SCHOOL PLACEMENTS	02.180	5677	7,768,606.00	7,768,606.00	---	---
KC TUTORING PROGRAM	02.021	8321	100,000.00	97,000.00	---	3,000.00
Children's Service Commission Fund (0601)						
CHILDREN'S SERVICE COMM	02.230	2820	8,000.00	---	---	8,000.00
State School Money Fund (0616)						
FOUNDATION-EARLY SPEC ED	02.015	0702	110,599,219.00	110,599,219.00	---	---
FOUNDATION-CAREER ED	02.015	0720	50,069,028.00	50,069,028.00	---	---
FOUNDATION-PARENT ED/PAT	02.015	0722	10,000,000.00	10,000,000.00	---	---
READERS FOR THE BLIND	02.190	2268	25,000.00	25,000.00	---	---
FERMAN MEMORIAL-GIFTED	02.105	5640	9,027.00	6,528.81	---	2,498.19
CRITICAL NEEDS-TEACHER	02.025	6706	136,326.00	136,326.00	---	---
EARLY CHILDHOOD PROGRAM	02.065	7976	125,000.00	125,000.00	---	---
Part C Early Intervention Fund (0788)						
MEDICAID REIM-FIRST STEPS	02.175	2258	7,000,000.00	1,912,000.00	---	5,088,000.00
PART C EARLY INTERVENTION	02.175	2259	6,000,000.00	895,592.71	---	5,104,407.29
Early Childhood Development, Education and Care Fund (0859)						
EARLY CHILDHOOD PROGRAM	02.065	0028	11,754,429.00	8,296,967.66	---	3,457,461.34
FIRST STEPS	02.175	3180	578,644.00	561,285.00	---	17,359.00
FOUNDATION-PARENT ED/PAT	02.015	8118	5,000,000.00	5,000,000.00	---	---
FOUNDATION-EARLY SPEC ED	02.015	8322	7,412,900.00	7,412,900.00	---	---
<b><u>Office of Special Education</u></b>						
Missouri Commission for the Deaf Board of Certification of Interpreters Fund (0264)						
COMM FOR THE DEAF E&E	02.220	0111	103,739.00	102,993.69	---	745.31
Bingo Proceeds for Education Fund (0289)						
BOARD OPERATED E&E	02.015	2303	1,876,355.00	1,876,355.00	---	---
Deaf Relay Service and Equipment Distribution Program Fund (0559)						
MO ASSISTIVE TECH-PS	02.225	2351	221,299.00	152,753.36	---	68,545.64
MO ASSISTIVE TECH-EE	02.225	2365	1,639,703.00	874,626.69	---	765,076.31
Handicapped Children's Trust Fund (0618)						
SCHOOL SEVERELY HANDICAP	02.215	2280	200,000.00	6,525.95	---	193,474.05
Assistive Technology Trust Fund (0781)						
MO ASSISTIVE TECH-EE	02.225	2370	850,000.00	785,824.69	---	64,175.31



**Office of Vocational Rehabilitation**

Lottery Proceeds Fund (0291)

VOCATIONAL REHAB GRANT	02.140	2806	1,400,000.00	1,400,000.00	---	---
------------------------	--------	------	--------------	--------------	-----	-----

**DEPARTMENT OF HIGHER EDUCATION**

**Higher Education Administration**

Lottery Proceeds Fund (0291)

CROWDER COLLEGE	03.145	2492	393,492.00	254,456.00	---	139,036.00
EAST CENTRAL COLLEGE	03.145	2494	258,446.00	167,128.00	---	91,318.00
JEFFERSON COLLEGE	03.145	2496	444,315.00	287,328.00	---	156,987.00
METROPOLITAN COM COLLEGE	03.145	2498	1,773,458.00	1,146,840.00	---	626,618.00
MINERAL AREA COLLEGE	03.145	2500	260,014.00	168,144.00	---	91,870.00
MOBERLY AREA COM COLLEGE	03.145	2502	193,041.00	124,832.00	---	68,209.00
NORTH CENTRAL MO COLLEGE	03.145	2504	108,331.00	70,056.00	---	38,275.00
OZARKS TECH COM COLLEGE	03.145	2511	448,308.00	289,904.00	---	158,404.00
ST CHARLES CNTY COM COL	03.145	2513	344,253.00	222,616.00	---	121,637.00
ST LOUIS COM COLLEGE	03.145	2516	2,810,964.00	1,817,760.00	---	993,204.00
STATE FAIR COM COLLEGE	03.145	2518	220,213.00	142,408.00	---	77,805.00
THREE RIVERS COM COLLEGE	03.145	2520	197,650.00	127,816.00	---	69,834.00
MINORTIY TEACH SCHLSHPS	03.080	4545	169,000.00	160,342.30	---	8,657.70
CROWDER COLLEGE OUTCOMES	03.140	8481	83,926.00	59,892.00	---	24,034.00
EAST CENTRAL OUTCOMES	03.140	8482	126,781.00	90,473.00	---	36,308.00
JEFFERSON COLLG OUTCOMES	03.140	8483	92,997.00	66,361.00	---	26,636.00
METROPOLITAN COM OUTCOMES	03.140	8484	963,841.00	687,825.00	---	276,016.00
MINERAL AREA OUTCOMES	03.140	8485	152,504.00	108,829.00	---	43,675.00
MOBERLY AREA COM OUTCOMES	03.140	8488	85,767.00	63,041.00	---	22,726.00
NORTH CENTRAL MO OUTCOMES	03.140	8490	60,559.00	43,216.00	---	17,343.00
OZARKS TECH COM OUTCOMES	03.140	8491	253,929.00	181,212.00	---	72,717.00
ST. CHARLES COM OUTCOMES	03.140	8492	142,494.00	101,684.00	---	40,810.00
ST. LOUIS COM OUTCOMES	03.140	8494	831,551.00	593,416.00	---	238,135.00
STATE FAIR COM OUTCOMES	03.140	8495	161,883.00	115,526.00	---	46,357.00
THREE RIVERS COM OUTCOMES	03.140	8496	81,274.00	58,004.00	---	23,270.00
DHE Out-of-State Program Fund (0420)						
COORDINATION ADMIN E&E	03.005	8396	56,556.00	15,349.91	---	41,206.09
State Board of Nursing Fund (0635)						
STATE NURSING BRD GRANTS	03.130	8121	1,000,000.00	1,000,000.00	---	---
Proprietary School Certification Fund (0729)						
PROPRIETARY SCH ADMIN PS	03.010	8391	188,889.00	163,196.83	---	25,692.17
PROPRIETARY SCH ADMIN E&E	03.010	8392	115,708.00	10,461.88	---	105,246.12
Access Missouri Financial Assistance Fund (0791)						
ACCESS MISSOURI	03.060	2179	67,000,000.00	60,664,771.00	---	6,335,229.00
Kids' Chance Scholarship Fund (0878)						
KIDS CHANCE SCHLSPS	03.085	4442	17,500.00	11,250.00	---	6,250.00

**STATE OF MISSOURI  
SUMMARY OF APPROPRIATION ACTIVITY  
SPECIAL REVENUE FUNDS  
FOR THE APPROPRIATION YEAR 2014**

	H.B. No.	Appr. No.	Appropriations	Expenditures and Transfers Out	Biennial Rollovers to 2015	Lapse of Appropriations
Guaranty Agency Operating Fund (0880)						
LOAN PROGRAM ADMIN PS	03.105	0998	2,236,779.00	1,445,889.43	---	790,889.57
LOAN PROGRAM ADMIN E&E	03.105	2169	8,325,693.00	5,003,451.73	---	3,322,241.27
FEDERAL LOAN COMPLIANCE	03.105	3134	500,000.00	60.67	---	499,939.33
COLLECTION INVOICING	03.105	5075	8,000,000.00	4,346,486.99	---	3,653,513.01
LOAN PROGRAM ADMIN	03.105	7256	890,000.00	751,858.75	---	138,141.25
Federal Student Loan Reserve Fund (0881)						
LOAN PRGM REVOLVING FUND	03.115	0067	180,000,000.00	140,738,689.96	---	39,261,310.04
<b><u>State Colleges and Universities</u></b>						
Lottery Proceeds Fund (0291)						
UNIVERSITY OF CENTRAL MO	03.155	1539	4,985,715.00	3,830,158.00	---	1,155,557.00
SOUTHEAST MO STATE UNIV	03.160	1540	4,059,895.00	3,110,959.00	---	948,936.00
MO STATE UNIVERSITY	03.165	1545	7,675,409.00	5,933,792.00	---	1,741,617.00
TRUMAN STATE UNIVERSITY	03.175	1546	3,776,109.00	2,907,276.00	---	868,833.00
NORTHWEST MO STATE UNIV	03.180	1547	2,599,805.00	1,957,055.00	---	642,750.00
MO SOUTHERN ST UNIVERSITY	03.185	1549	1,972,820.00	1,480,461.00	---	492,359.00
MO WESTERN ST UNIVERSITY	03.190	1550	1,968,039.00	1,506,424.00	---	461,615.00
HARRIS STOWE ST UNIV	03.195	1551	908,704.00	698,793.00	---	209,911.00
UNIV OF MISSOURI CAMPUSES	03.200	1552	36,869,596.00	28,163,579.00	---	8,706,017.00
LINCOLN UNIVERSITY	03.170	1554	1,551,205.00	1,175,724.00	---	375,481.00
LINN STATE TECH COLLEGE	03.150	6227	420,528.00	319,970.00	---	100,558.00
LINN STATE TECH OUTCOMES	03.140	8497	115,689.00	112,218.00	---	3,471.00
CENTRAL MO OUTCOMES	03.140	8498	1,065,244.00	1,033,287.00	---	31,957.00
SOUTHEAST MO OUTCOMES	03.140	8499	875,862.00	849,586.00	---	26,276.00
MO STATE UNIV OUTCOMES	03.140	8500	2,001,435.00	1,934,869.00	---	66,566.00
LINCOLN UNIV OUTCOMES	03.140	8501	262,867.00	254,981.00	---	7,886.00
TRUMAN STATE OUTCOMES	03.140	8502	800,056.00	776,054.00	---	24,002.00
NORTHWEST MO OUTCOMES	03.140	8503	742,935.00	720,647.00	---	22,288.00
MO SOUTHERN OUTCOMES	03.140	8504	458,691.00	444,930.00	---	13,761.00
MO WESTERN OUTCOMES	03.140	8505	426,288.00	413,499.00	---	12,789.00
HARRIS STOWE OUTCOMES	03.140	8506	240,275.00	233,067.00	---	7,208.00
UNIV OF MO OUTCOMES	03.140	8507	9,973,152.00	9,673,957.00	---	299,195.00
Spinal Cord Injury Fund (0578)						
SPINAL CORD INJURY	03.215	5628	1,500,000.00	418,986.00	---	1,081,014.00
State Seminary Moneys Fund (0623)						
SEMINARY FUND INV INCOME	03.240	0616	275,000.00	48,819.00	---	226,181.00

**DEPARTMENT OF HEALTH AND SENIOR SERVICES**

Nursing Facility Quality of Care Fund (0271) REFUNDS	10.630	7331	9,240.00	6,175.00	---	3,065.00
Mammography Fund (0293) REFUNDS	10.630	2873	1,000.00	---	---	1,000.00
Missouri Public Health Services Fund (0298) REFUNDS	10.630	7334	30,000.00	21,465.02	---	8,534.98
Endowed Care Cemetery Audit Fund (0562) REFUNDS	10.630	7492	2,899.00	1,313.97	---	1,585.03
Professional and Practical Nursing Student Loan and Nurse Loan Repayment Fund (0565) REFUNDS	10.630	7335	2,500.00	306.00	---	2,194.00
Health and Senior Services Document Services Fund (0646) REFUNDS	10.630	7336	10,000.00	---	---	10,000.00
Criminal Record System Fund (0671) REFUNDS	10.630	4486	333.00	105.00	---	228.00
Children's Trust Fund (0694) REFUNDS	10.630	7493	13,495.00	6,568.13	---	6,926.87
Brain Injury Fund (0742) REFUNDS	10.630	8345	100.00	---	---	100.00
Organ Donor Program Fund (0824) REFUNDS	10.630	8024	25.00	---	---	25.00

**Office of the Director**

Health Initiatives Fund (0275) OFC WOMEN'S HEALTH E&E	10.610	8170	401.00	389.00	---	12.00
OPCRH E&E	10.610	8178	14,450.00	14,016.00	---	434.00
OPCRH PS	10.610	8304	94,530.00	91,166.48	---	3,363.52
Professional and Practical Nursing Student Loan and Nurse Loan Repayment Fund (0565) OPCRH PS	10.610	8179	73,027.00	50,804.13	---	22,222.87
OPCRH E&E	10.610	8182	16,900.00	2,892.73	---	14,007.27

**Administration**

Nursing Facility Quality of Care Fund (0271) DIVISION OF ADMIN E&E	10.615	6114	400,000.00	400,000.00	---	---
Mammography Fund (0293) DIVISION OF ADMIN E&E	10.615	3750	25,000.00	20,605.20	---	4,394.80
Missouri Public Health Services Fund (0298) DIVISION OF ADMIN PS	10.615	1799	128,803.00	86,143.88	---	42,659.12
DIVISION OF ADMIN E&E	10.615	1800	49,525.00	---	---	49,525.00

**STATE OF MISSOURI  
SUMMARY OF APPROPRIATION ACTIVITY  
SPECIAL REVENUE FUNDS  
FOR THE APPROPRIATION YEAR 2014**

	H.B. No.	Appr. No.	Appropriations	Expenditures and Transfers Out	Biennial Rollovers to 2015	Lapse of Appropriations
Professional and Practical Nursing Student Loan and Nurse Loan Repayment Fund (0565)						
DIVISION OF ADMIN E&E	10.615	3751	30,000.00	18,977.74	---	11,022.26
Health and Senior Services Document Services Fund (0646)						
DIVISION OF ADMIN E&E	10.615	7697	36,571.00	6,229.55	---	30,341.45
Putative Father Registry Fund (0780)						
DIVISION OF ADMIN E&E	10.615	3259	25,000.00	25,000.00	---	---
Organ Donor Program Fund (0824)						
DIVISION OF ADMIN E&E	10.615	3752	30,000.00	30,000.00	---	---
<b><u>Division of Community and Public Health</u></b>						
Health Initiatives Fund (0275)						
DIV COMM&PUBLIC HLTH PS	10.640	1219	973,587.00	884,828.03	---	88,758.97
DIV COMM&PUBLIC HLTH E&E	10.640	7653	520,019.00	504,346.15	---	15,672.85
DCPH MEDICAID E&E	10.640	7800	35,831.00	32,266.64	---	3,564.36
Missouri Public Health Services Fund (0298)						
PUBLIC HEALTH LAB PS	10.675	0222	1,329,105.00	1,040,802.44	---	288,302.56
PUBLIC HEALTH LAB E&E	10.675	0223	3,158,210.00	2,949,773.05	---	208,436.95
DIV COMM&PUBLIC HLTH PS	10.640	1232	334,078.00	270,047.30	---	64,030.70
DIV COMM&PUBLIC HLTH E&E	10.640	1233	18,053.00	10,764.31	---	7,288.69
GENETICS PROGRAM	10.650	1690	1,549,750.00	1,438,711.47	---	111,038.53
HEALTH LAB MEDICAID E&E	10.675	1935	450,000.00	440,178.98	---	9,821.02
Professional and Practical Nursing Student Loan and Nurse Loan Repayment Fund (0565)						
NURSE LOAN PROGRAM	10.660	3937	499,752.00	495,050.00	---	4,702.00
Insurance Dedicated Fund (0566)						
POISON CONTROL HOTLINE EE	10.670	8700	500,000.00	500,000.00	---	---
Health and Senior Services Document Services Fund (0646)						
DIV COMM&PUBLIC HLTH PS	10.640	1234	278,207.00	10,747.51	---	267,459.49
DIV COMM&PUBLIC HLTH E&E	10.640	1236	59,048.00	5,090.76	---	53,957.24
Hazardous Waste Fund (0676)						
DIV COMM&PUBLIC HLTH PS	10.640	1663	201,535.00	196,234.81	---	5,300.19
DIV COMM&PUBLIC HLTH E&E	10.640	1664	66,883.00	50,454.17	---	16,428.83
Safe Drinking Water Fund (0679)						
PUBLIC HEALTH LAB E&E	10.675	4530	434,532.00	408,494.26	---	26,037.74
Brain Injury Fund (0742)						
BRAIN INJURY SERVICES	10.650	7527	1,074,900.00	458,151.15	---	616,748.85

Putative Father Registry Fund (0780)							
DIV COMM&PUBLIC HLTH PS	10.640	1247	75,945.00	74,362.76	---	1,582.24	
DIV COMM&PUBLIC HLTH E&E	10.640	1251	27,748.00	27,748.00	---	---	
Organ Donor Program Fund (0824)							
DIV COMM&PUBLIC HLTH PS	10.640	1225	109,304.00	60,457.69	---	48,846.31	
DIV COMM&PUBLIC HLTH E&E	10.640	1230	81,887.00	23,057.76	---	58,829.24	
DIV COMM&PUBLIC HLTH PROG	10.650	1257	100,000.00	20,438.00	---	79,562.00	
Missouri Lead Abatement Loan Fund (0893)							
LEAD ABATEMENT LOAN PRGM	10.650	5313	56,000.00	---	---	56,000.00	
Governor's Council on Physical Fitness Institution Gift Trust Fund (0924)							
DIV COMM&PUBLIC HLTH E&E	10.640	2431	47,500.00	250.00	---	47,250.00	
<b><u>Division of Senior and Disability Service</u></b>							
Elderly Home-Delivered Meals Trust Fund (0296)							
AAA CONTRACTS	10.705	4521	112,958.00	59,232.00	---	53,726.00	
<b><u>Division of Regulation and Licensure</u></b>							
Nursing Facility Federal Reimbursement Allowance Fund (0196)							
DIV OF REG&LICENSURE E&E	10.715	7107	725,000.00	477,124.08	---	247,875.92	
Nursing Facility Quality of Care Fund (0271)							
DIV OF REG&LICENSURE PS	10.715	1270	1,031,736.00	621,473.92	---	410,262.08	
DIV OF REG&LICENSURE E&E	10.715	1271	1,147,832.00	309,323.50	---	838,508.50	
Mammography Fund (0293)							
DIV OF REG&LICENSURE PS	10.715	1275	63,052.00	61,570.49	---	1,481.51	
DIV OF REG&LICENSURE E&E	10.715	1276	13,110.00	11,990.20	---	1,119.80	
Early Childhood Development, Education and Care Fund (0859)							
DIV OF REG&LICENSURE PS	10.715	1278	212,172.00	205,753.00	---	6,419.00	
DIV OF REG&LICENSURE E&E	10.715	1280	57,197.00	46,408.68	---	10,788.32	
<b><u>DEPARTMENT OF TRANSPORTATION</u></b>							
Motorcycle Safety Trust Fund (0246)							
MAINTENANCE E&E	04.420	6311	425,000.00	318,140.71	---	106,859.29	
Grade Crossing Safety Account Fund (0290)							
RR GRADE CROSSING HAZARDS	04.520	6179	3,000,000.00	1,208,830.64	---	1,791,169.36	
State Highways and Transportation Department Fund (0644)							
ST HWY&TRANSP DP FUND REF	04.435	6172	25,000.00	23,237.39	---	1,762.61	
MOTOR FUEL TAX REFUND	04.435	6173	30,000,000.00	19,696,978.13	---	10,303,021.87	

**STATE OF MISSOURI  
SUMMARY OF APPROPRIATION ACTIVITY  
SPECIAL REVENUE FUNDS  
FOR THE APPROPRIATION YEAR 2014**

	H.B. No.	Appr. No.	Appropriations	Expenditures and Transfers Out	Biennial Rollovers to 2015	Lapse of Appropriations
Railroad Expense Fund (0659)						
MULTIMODAL OPS ADMIN PS	04.445	6174	410,086.00	341,752.60	---	68,333.40
MULTIMODAL OPS ADMIN E&E	04.445	6175	100,902.00	85,263.23	---	15,638.77
SUPPORT TO MULTIMODAL DIV	04.450	6180	90,500.00	75,741.08	---	14,758.92
FRINGES MULTIMODAL PS	04.405	6181	289,644.00	196,583.39	---	93,060.61
State Transportation Fund (0675)						
FRINGES MULTIMODAL PS	04.405	0115	94,731.00	74,377.31	---	20,353.69
SUPPORT TO MULTIMODAL DIV	04.450	0436	35,000.00	23,603.34	---	11,396.66
TRANSIT FUNDS COUNTED	04.460	0786	560,875.00	560,875.00	---	---
MO AMTRAK STATIONS	04.515	1046	25,000.00	25,000.00	---	---
MULTIMODAL OPS ADMIN E&E	04.445	2270	21,226.00	8,649.36	---	12,576.64
PORT AUTH FINANCIAL ASST	04.540	7489	375,000.00	368,959.85	---	6,040.15
ELDRLY&DISAB TRAN ASSTIST	04.470	7512	1,274,478.00	1,213,078.44	---	61,399.56
FREIGHT ENHANCEMENT FUNDS	04.550	8248	850,000.00	850,000.00	---	---
MULTIMODAL OPS ADMIN PS	04.445	9939	147,971.00	111,188.72	---	36,782.28
Light Rail Safety Fund (0838)						
LIGHT RAIL SAFETY E&E	04.505	6178	1,000,000.00	---	---	1,000,000.00
State Transportation Assistance Revolving Fund (0841)						
MULTIMODAL REVOLVING LOAN	04.455	4404	1,000,000.00	---	---	1,000,000.00
Aviation Trust Fund (0952)						
AIRPORT CI & MAINT	04.530	1045	10,000,000.00	4,012,860.43	---	5,987,139.57
MULTIMODAL OPS ADMIN PS	04.445	4660	487,175.00	430,558.76	---	56,616.24
MULTIMODAL OPS ADMIN E&E	04.445	4661	24,827.00	16,694.49	---	8,132.51
FRINGES MULTIMODAL PS	04.405	4662	345,628.00	284,297.17	---	61,330.83
SUPPORT TO MULTIMODAL DIV	04.450	4857	75,567.00	64,140.73	---	11,426.27
MID-MO AIRPORT MASTRPLANG	04.531	8687	1,000,000.00	---	---	1,000,000.00
SPRINGFIELD AIRPORT IMPRV	04.532	8688	5,000,000.00	109,165.00	---	4,890,835.00
<b><u>DEPARTMENT OF LABOR AND INDUSTRIAL RELATIONS</u></b>						
Workers' Compensation Fund (0652)						
DOLIR LEASING	13.005	3236	230,737.00	221,036.78	---	9,700.22
DOLIR STATE OWNED	13.010	7722	347,257.00	347,256.72	---	0.28
CRITICAL M&R	18.010	8577	400,000.00	---	400,000.00	---
Special Employment Security Fund (0949)						
CRITICAL M&R	18.010	8578	200,000.00	37,773.81	162,226.19	---

**Division of Labor Standards**

Workers' Compensation Fund (0652)							
ON-SITE CONSULT/LS PS	07.825	7254	121,083.00	120,985.25	---	97.75	
ON-SITE CONSULT/LS E&E	07.825	7275	33,042.00	33,042.00	---	---	
MINE SAFETY TRNG PRGM PS	07.830	7645	71,669.00	71,669.00	---	---	
MINE SAFETY TRNG PRGM E&E	07.830	7647	12,119.00	12,113.75	---	5.25	
DLS ADMINISTRATION PS	07.820	8677	3,071.00	---	---	3,071.00	
WORKERS' SAFETY PROGM PS	07.820	8678	94,933.00	67,908.59	---	27,024.41	
WORKERS' SAFETY PROGM E&E	07.820	8679	99,026.00	12,330.38	---	86,695.62	
Child Labor Enforcement Fund (0826)							
CHILD LABOR E&E	07.820	8680	179,450.00	8,090.57	---	171,359.43	
Mine Inspection Fund (0973)							
MINE & CAVE INSPECTION PS	07.820	8681	45,850.00	40,929.15	---	4,920.85	
MINE & CAVE INSPCTION E&E	07.820	8682	7,400.00	6,483.82	---	916.18	

**Division of Worker's Compensation**

Tort Victims Compensation Fund (0622)						
ADMIN WORK COMP E&E	07.840	5259	4,836.00	34.95	---	4,801.05
TORT VICTIMS COMP PAYMENT	07.865	6107	1,000,000.00	---	---	1,000,000.00
Workers' Compensation Fund (0652)						
ADMIN WORK COMP PS	07.840	0690	8,007,900.00	7,315,815.02	---	692,084.98
ADMIN WORK COMP E&E	07.840	0693	1,709,067.00	1,120,110.42	---	588,956.58
Workers' Compensation - Second Injury Fund (0653)						
SECOND INJURY FUND CLAIMS	07.845	4636	55,305,000.00	50,858,758.62	---	4,446,241.38
SECOND INJURY REFUNDS	07.850	6106	250,000.00	30,184.53	---	219,815.47

**Division of Employment Security**

War on Terror Unemployment Compensation Fund (0736)						
WAR ON TERROR E&E	07.890	3761	45,000.00	---	---	45,000.00
WAR ON TERROR	07.890	3762	45,000.00	---	---	45,000.00
Special Employment Security Fund (0949)						
SPECIAL EMP SECURITY E&E	07.885	2945	5,974,965.00	5,749,302.55	---	225,662.45
SPECIAL EMP SECURITY PS	07.885	5414	518,151.00	517,659.67	---	491.33
FEDERAL INTEREST PAYMENTS	07.885	6685	19,000,001.00	12,756,225.53	---	6,243,775.47
Unemployment Automation Fund (0953)						
ADMIN EMP SEC PS	07.875	4391	204,055.00	203,282.29	---	772.71

**Labor and Industrial Relations Commission**

Workers' Compensation Fund (0652)						
INDUSTRIAL COMMISSION PS	07.815	3096	376,827.00	357,630.77	---	19,196.23
INDUSTRIAL COMMISSION E&E	07.815	4526	47,423.00	36,061.53	---	11,361.47

**STATE OF MISSOURI  
SUMMARY OF APPROPRIATION ACTIVITY  
SPECIAL REVENUE FUNDS  
FOR THE APPROPRIATION YEAR 2014**

	H.B. No.	Appr. No.	Appropriations	Expenditures and Transfers Out	Biennial Rollovers to 2015	Lapse of Appropriations
<b><u>DEPARTMENT OF MENTAL HEALTH</u></b>						
Compulsive Gamblers Fund (0249)						
REFUNDS	10.030	4412	100.00	---	---	100.00
MENTAL HEALTH STATE OWNED	13.010	7753	1,425.00	1,424.76	---	0.24
Health Initiatives Fund (0275)						
REFUNDS	10.030	4407	100.00	---	---	100.00
MENTAL HEALTH STATE OWNED	13.010	7754	6,604.00	6,411.36	---	192.64
Mental Health Earnings Fund (0288)						
REFUNDS	10.030	4409	50,000.00	32,737.00	---	17,263.00
MENTAL HEALTH STATE OWNED	13.010	7755	3,562.00	3,561.93	---	0.07
Mental Health Trust Fund (0926)						
REFUNDS	10.030	4410	25,000.00	16,623.00	---	8,377.00
<b><u>Office of the Director</u></b>						
Mental Health Earnings Fund (0288)						
STAFF TRAINING	10.025	6780	100,000.00	---	---	100,000.00
Mental Health Trust Fund (0926)						
MENTAL HLT TRUST FUND PS	10.040	4136	437,434.00	107,000.45	---	330,433.55
MENTAL HLT TRUST FUND E&E	10.040	4137	1,105,204.00	583,552.29	---	521,651.71
MENTAL HLT TRUST FUND PS	10.040	9096	100,000.00	72,000.00	---	28,000.00
<b><u>Division of Alcohol and Drug Abuse</u></b>						
Compulsive Gamblers Fund (0249)						
COMPULSIVE GAMBLING TRTMT	10.115	0313	211,016.00	97,303.31	---	113,712.69
COMPULSIVE GAMBLING PS	10.115	2451	40,984.00	11,953.41	---	29,030.59
COMPULSIVE GAMBLING E&E	10.115	2452	3,133.00	806.00	---	2,327.00
Health Initiatives Fund (0275)						
ADA ADMIN PS	10.100	1839	46,222.00	44,834.97	---	1,387.03
ADA TREATMENT-MEDICAID MT	10.110	2044	2,572,153.00	2,572,152.03	---	0.97
COMMUNITY 2000	10.105	3145	82,148.00	82,148.00	---	---
ADA TREATMENT SERVICES	10.110	4151	3,696,534.00	3,696,534.00	---	---
SATOP PS	10.120	7247	195,318.00	195,317.93	---	0.07
SATOP E&E	10.120	7248	38,802.00	35,209.91	---	3,592.09
Mental Health Earnings Fund (0288)						
SATOP	10.120	3901	6,780,000.00	6,293,377.88	---	486,622.12
ADA ADMIN PS	10.100	4140	130,451.00	113,192.11	---	17,258.89
ADA ADMIN E&E	10.100	4141	97,429.00	56,450.64	---	40,978.36



**Division of Comprehensive Psychiatric Services**

Mental Health Earnings Fund (0288)							
ADULT COMMUNITY PROGRAM	10.210	3551	583,740.00	224,577.19	---	359,162.81	
CPS FACILITY SUPPORT-E&E	10.205	6774	1,404,409.00	568,038.64	---	836,370.36	
CPS FACILITY SUPPORT-PS	10.205	8211	102,806.00	22,605.91	---	80,200.09	

**DEPARTMENT OF NATURAL RESOURCES**

Missouri Air Emission Reduction Fund (0267)						
REFUND ACCOUNTS	06.315	1591	15,988.00	11,069.60	---	4,918.40
Natural Resources Protection Fund (0555)						
ENVIRONMENTAL RESTORATION	06.300	2415	6,057,917.00	928,449.10	---	5,129,467.90
Natural Resources Protection - Water Pollution Permit Fee Subaccount Fund (0568)						
REFUND ACCOUNTS	06.315	2739	36,982.00	7,745.44	---	29,236.56
ENVIRONMENTAL RESTORATION	06.300	4301	100,000.00	---	---	100,000.00
Solid Waste Management - Scrap Tire Subaccount Fund (0569)						
REFUND ACCOUNTS	06.315	3536	1,165.00	---	---	1,165.00
Solid Waste Management Fund (0570)						
REFUND ACCOUNTS	06.315	3537	1,165.00	---	---	1,165.00
Metallic Minerals Waste Management Fund (0575)						
REFUND ACCOUNTS	06.315	3538	165.00	---	---	165.00
Natural Resources Protection - Air Pollution Asbestos Fee Subaccount Fund (0584)						
REFUND ACCOUNTS	06.315	2740	4,930.00	3,530.00	---	1,400.00
Underground Storage Tank Regulation Program Fund (0586)						
REFUND ACCOUNTS	06.315	2742	1,965.00	375.00	---	1,590.00
Natural Resources Protection - Air Pollution Permit Fee Subaccount Fund (0594)						
REFUND ACCOUNTS	06.315	2743	6,082.00	2,250.00	---	3,832.00
Parks Sales Tax Fund (0613)						
REFUND ACCOUNTS	06.315	3374	14,961.00	---	---	14,961.00
Soil and Water Sales Tax Fund (0614)						
REFUND ACCOUNTS	06.315	3540	329.00	---	---	329.00
Water and Wastewater Loan Fund (0649)						
REFUND ACCOUNTS	06.315	3541	165.00	---	---	165.00
Groundwater Protection Fund (0660)						
REFUND ACCOUNTS	06.315	2744	3,000.00	1,885.10	---	1,114.90
Missouri Land Survey Fund (0668)						
REFUND ACCOUNTS	06.315	3542	165.00	---	---	165.00
Hazardous Waste Fund (0676)						
REFUND ACCOUNTS	06.315	2746	59,688.00	26,774.51	---	32,913.49

**STATE OF MISSOURI  
SUMMARY OF APPROPRIATION ACTIVITY  
SPECIAL REVENUE FUNDS  
FOR THE APPROPRIATION YEAR 2014**

	H.B. No.	Appr. No.	Appropriations	Expenditures and Transfers Out	Biennial Rollovers to 2015	Lapse of Appropriations
Safe Drinking Water Fund (0679) REFUND ACCOUNTS	06.315	2745	2,726.00	948.35	---	1,777.65
Coal Mine Land Reclamation Fund (0684) REFUND ACCOUNTS	06.315	3544	165.00	---	---	165.00
Oil and Gas Remedial Fund (0699) REFUND ACCOUNTS	06.315	7418	750.00	---	---	750.00
Storm Water Loan Revolving Fund (0754) REFUND ACCOUNTS	06.315	6865	200.00	---	---	200.00
Rural Water and Sewer Loan Revolving Fund (0755) REFUND ACCOUNTS	06.315	6866	165.00	---	---	165.00
Geologic Resources Fund (0801) REFUND ACCOUNTS	06.315	2891	400.00	---	---	400.00
Concentrated Animal Feeding Operation Indemnity Fund (0834) REFUND ACCOUNTS	06.315	4451	450.00	---	---	450.00
Missouri Alternative Fuel Vehicle Loan Fund (0886) REFUND ACCOUNTS	06.315	3130	50.00	---	---	50.00
Dry-Cleaning Environmental Response Trust Fund (0898) REFUND ACCOUNTS	06.315	3129	4,000.00	8.56	---	3,991.44
Mined Land Reclamation Fund (0906) REFUND ACCOUNTS	06.315	2748	2,000.00	---	---	2,000.00
Babler State Park Fund (0911) REFUND ACCOUNTS	06.315	3375	417.00	---	---	417.00
<b><u>Department Operations</u></b>						
Solid Waste Management Fund (0570) DT OP-CONTRACT AUDITS E&E	06.200	2295	150,000.00	8,378.00	---	141,622.00
Soil and Water Sales Tax Fund (0614) DT OP-CONTRACT AUDITS E&E	06.200	2299	250,000.00	185,365.00	---	64,635.00
Water and Wastewater Loan Fund (0649) DEPT OPERATIONS E&E	06.200	1816	27,000.00	---	---	27,000.00

**Soil and Water Conservation Program**

Soil and Water Sales Tax Fund (0614)

SPECIAL AREA LAND TREATMT	06.225	1420	1,600,000.00	651,974.94	---	948,025.06
SOIL & WATER RES GRANT	06.225	1423	200,000.00	---	---	200,000.00
COST SHARE GRANT	06.225	1425	27,700,000.00	22,914,308.30	---	4,785,691.70
CONSERVATION INCENTVE PRG	06.225	1427	500,000.00	3,845.03	---	496,154.97
SOIL & WATER CONSERV PS	06.225	5338	1,352,624.00	1,126,499.46	---	226,124.54
SOIL & WATER CONSERV E&E	06.225	5339	629,982.00	292,499.18	---	337,482.82
GRANTS TO SOIL DISTRICTS	06.225	7607	11,680,570.00	10,262,678.42	---	1,417,891.58

**Division of Energy**

Utilicare Stabilization Fund (0134)

ENERGY EFFICIENT SERVICES	06.205	4218	100.00	---	---	100.00
---------------------------	--------	------	--------	-----	-----	--------

Missouri Alternative Fuel Vehicle Loan Fund (0886)

ENERGY EFFICIENT SERVICES	06.205	1965	2,000.00	---	---	2,000.00
---------------------------	--------	------	----------	-----	-----	----------

**Division of Environmental Quality**

Missouri Air Emission Reduction Fund (0267)

AIR POLLUTION CNTRL PS	06.230	4381	762,068.00	724,198.16	---	37,869.84
AIR POLLUTION CNTRL E&E	06.230	4384	458,342.00	73,175.89	---	385,166.11
REGIONAL OFFICES PS	06.230	8858	132,040.00	130,067.18	---	1,972.82
REGIONAL OFFICE E&E	06.230	8863	22,500.00	8,195.54	---	14,304.46

Natural Resources Protection Fund (0555)

HAZARDOUS WASTE PS	06.230	5377	244,080.00	239,029.89	---	5,050.11
HAZARDOUS WASTE E&E	06.230	5383	46,814.00	37,537.18	---	9,276.82
AIR POLLUTION CNTRL E&E	06.230	5494	19.00	---	---	19.00
WATER PROTECTION PRG E&E	06.230	7178	22,827.00	17,648.41	---	5,178.59
ENVIRONMENTAL SVS PS	06.230	7359	84,335.00	10,930.93	---	73,404.07
ENVIRONMENTAL SVS E&E	06.230	7364	58,869.00	40,979.07	---	17,889.93
WATER PROTECTION PRG PS	06.230	8219	41,588.00	40,754.42	---	833.58

Natural Resources Protection - Water Pollution

Permit Fee Subaccount Fund (0568)

WATER QUALITY STUDY GRANT	06.230	1359	1,700,000.00	361,235.46	---	1,338,764.54
TECHNCL ASSIST GRANTS DEQ	06.230	4387	750,000.00	56,985.00	---	693,015.00
REGIONAL OFFICES PS	06.230	5342	879,782.00	735,299.14	---	144,482.86
REGIONAL OFFICES E&E	06.230	5351	183,798.00	59,914.76	---	123,883.24
ENVIRONMENTAL SVS PS	06.230	5410	194,502.00	188,413.94	---	6,088.06
CONSTRUCTION GRNTS&LOANS	06.230	6955	4,350,000.00	---	---	4,350,000.00
WATER PROTECTION PRG PS	06.230	7174	1,933,000.00	1,872,242.50	---	60,757.50
WATER PROTECTION PRG E&E	06.230	7179	939,980.00	335,862.47	---	604,117.53
WATER INFRASTRUCTURE ENC	06.230	8760	6,489,999.00	---	---	6,489,999.00
WATER QUALITY STUDY ENC	06.230	8761	1,000,000.00	---	---	1,000,000.00

**STATE OF MISSOURI  
SUMMARY OF APPROPRIATION ACTIVITY  
SPECIAL REVENUE FUNDS  
FOR THE APPROPRIATION YEAR 2014**

	H.B. No.	Appr. No.	Appropriations	Expenditures and Transfers Out	Biennial Rollovers to 2015	Lapse of Appropriations
Solid Waste Management - Scrap Tire Subaccount Fund (0569)						
SOLID WASTE MANAGEMENT	06.230	1419	3,000,000.00	1,264,234.72	---	1,735,765.28
REGIONAL OFFICES PS	06.230	5343	269,880.00	224,990.96	---	44,889.04
REGIONAL OFFICES E&E	06.230	5352	65,191.00	26,309.97	---	38,881.03
SOLID WASTE MGMT PS	06.230	5389	266,138.00	262,465.78	---	3,672.22
SOLID WASTE MGMT E&E	06.230	5392	67,001.00	11,319.32	---	55,681.68
Solid Waste Management Fund (0570)						
SOLID WASTE MANAGEMENT	06.230	1418	9,998,820.00	6,013,132.13	---	3,985,687.87
REGIONAL OFFICES PS	06.230	5344	391,654.00	338,904.89	---	52,749.11
REGIONAL OFFICES E&E	06.230	5353	132,005.00	45,350.32	---	86,654.68
SOLID WASTE MGMT PS	06.230	5390	1,483,438.00	1,274,721.89	---	208,716.11
SOLID WASTE MGMT E&E	06.230	5393	472,853.00	183,655.07	---	289,197.93
HAZARDOUS WASTE PS	06.230	5529	11,341.00	10,572.76	---	768.24
ENVIRONMENTAL SVS PS	06.230	7363	47,003.00	43,981.66	---	3,021.34
ENVIRONMENTAL SVS E&E	06.230	7365	10,108.00	4,836.63	---	5,271.37
WATER PROTECTION PRG PS	06.230	8220	4,918.00	2,801.25	---	2,116.75
Metallic Minerals Waste Management Fund (0575)						
LAND RECLAMATION PS	06.230	5398	60,721.00	25,171.08	---	35,549.92
LAND RECLAMATION E&E	06.230	5403	8,136.00	7,465.66	---	670.34
Natural Resources Protection - Air Pollution Asbestos Fee Subaccount Fund (0584)						
AIR POLLUTION CNTRL PS	06.230	5368	158,105.00	101,670.59	---	56,434.41
AIR POLLUTION CNTRL E&E	06.230	5373	36,691.00	15,215.42	---	21,475.58
REGIONAL OFFICES PS	06.230	6013	54,171.00	---	---	54,171.00
Underground Storage Tank Regulation Program Fund (0586)						
HAZARDOUS WASTE PS	06.230	5379	88,278.00	73,188.53	---	15,089.47
HAZARDOUS WASTE E&E	06.230	5385	12,766.00	10,812.57	---	1,953.43
WATER PROTECTION PRG PS	06.230	8221	8,430.00	4,779.52	---	3,650.48
Natural Resources Protection - Air Pollution Permit Fee Subaccount Fund (0594)						
AIR POLL CONTROL GRANTS	06.230	1364	1,272,621.00	43,598.38	---	1,229,022.62
REGIONAL OFFICES PS	06.230	5346	682,254.00	473,491.07	---	208,762.93
REGIONAL OFFICES E&E	06.230	5355	159,293.00	86,017.63	---	73,275.37
AIR POLLUTION CNTRL PS	06.230	5369	2,885,255.00	2,476,360.87	---	408,894.13
AIR POLLUTION CNTRL E&E	06.230	5374	583,573.00	94,254.72	---	489,318.28
ENVIRONMENTAL SVS PS	06.230	5412	658,356.00	654,729.84	---	3,626.16
ENVIRONMENTAL SVS E&E	06.230	5422	284,038.00	281,450.85	---	2,587.15

Water and Wastewater Loan Revolving Fund (0602)							
WATER & WASTEWATER LOAN	06.230	1446	86,622,408.00	72,512,080.32	---	---	14,110,327.68
DRINKING WATER LOAN	06.230	5470	1,000,000.00	672,576.32	---	---	327,423.68
WATER INFRASTRUCTURE ENC	06.230	8508	210,439,825.00	---	---	---	210,439,825.00
Soil and Water Sales Tax Fund (0614)							
REGIONAL OFFICES E&E	06.230	5474	19,436.00	9,825.60	---	---	9,610.40
Water and Wastewater Loan Fund (0649)							
DRINKING WATER LOAN	06.230	1442	36,003,616.00	17,178,259.24	---	---	18,825,356.76
WATER & WASTEWATER LOAN	06.230	1450	50,500,000.00	40,435,811.15	---	---	10,064,188.85
REGIONAL OFFICES E&E	06.230	5356	1.00	---	---	---	1.00
WATER PROTECTION PRG PS	06.230	6954	1,115,751.00	1,106,719.46	---	---	9,031.54
WATER PROTECTION PRG E&E	06.230	7180	81,675.00	48,962.61	---	---	32,712.39
WATER INFRASTRUCTURE ENC	06.230	8757	110,000,000.00	---	---	---	110,000,000.00
Hazardous Waste Fund (0676)							
SUPERFUND CLEANUP	06.230	1172	2,803,944.00	944,089.06	---	---	1,859,854.94
ENVIRONMENT EMERG RESPON	06.230	3082	150,000.00	34,196.37	---	---	115,803.63
REGIONAL OFFICES E&E	06.230	5357	19,363.00	17,552.86	---	---	1,810.14
HAZARDOUS WASTE PS	06.230	5380	1,350,080.00	1,330,368.65	---	---	19,711.35
HAZARDOUS WASTE E&E	06.230	5386	185,792.00	154,284.34	---	---	31,507.66
ENVIRONMENTAL SVS PS	06.230	5413	78,157.00	75,270.61	---	---	2,886.39
ENVIRONMENTAL SVS E&E	06.230	5423	25,621.00	21,610.54	---	---	4,010.46
REGIONAL OFFICES PS	06.230	7790	204,437.00	125,194.16	---	---	79,242.84
WATER PROTECTION PRG PS	06.230	8222	3,514.00	2,016.82	---	---	1,497.18
Safe Drinking Water Fund (0679)							
DRINKING WATER ANALYSIS	06.230	3382	599,852.00	451,805.00	---	---	148,047.00
REGIONAL OFFICES PS	06.230	5348	845,292.00	845,286.92	---	---	5.08
REGIONAL OFFICES E&E	06.230	5358	221,342.00	171,169.80	---	---	50,172.20
ENVIRONMENTAL SVS PS	06.230	5415	562,360.00	552,182.94	---	---	10,177.06
WATER PROTECTION PRG PS	06.230	7175	467,568.00	435,152.80	---	---	32,415.20
WATER PROTECTION PRG E&E	06.230	7181	730,435.00	590,165.78	---	---	140,269.22
Coal Mine Land Reclamation Fund (0684)							
LAND RECLAMATION PS	06.230	5399	64,594.00	42,388.58	---	---	22,205.42
LAND RECLAMATION E&E	06.230	5404	14,940.00	2,935.76	---	---	12,004.24
COAL MINED LAND FUND PROJ	06.230	7454	200,000.00	74,801.38	---	---	125,198.62
Storm Water Loan Revolving Fund (0754)							
STORMWATER CONTROL LOANS	06.230	6848	1,014,141.00	---	---	---	1,014,141.00
WATER INFRASTRUCTURE ENC	06.230	8759	5,500,000.00	---	---	---	5,500,000.00
Rural Water and Sewer Loan Revolving Fund (0755)							
RURAL WATER&SEWER LOANS	06.230	6849	700,000.00	379,102.49	---	---	320,897.51
WATER INFRASTRUCTURE ENC	06.230	8758	1,100,000.00	---	---	---	1,100,000.00
Concentrated Animal Feeding Operation Indemnity Fund (0834)							
CAFO CLOSURES	06.230	3480	60,000.00	---	---	---	60,000.00

**STATE OF MISSOURI  
SUMMARY OF APPROPRIATION ACTIVITY  
SPECIAL REVENUE FUNDS  
FOR THE APPROPRIATION YEAR 2014**

	H.B. No.	Appr. No.	Appropriations	Expenditures and Transfers Out	Biennial Rollovers to 2015	Lapse of Appropriations
Dry-Cleaning Environmental Response Trust Fund (0898)						
HAZARDOUS WASTE PS	06.230	5467	87,434.00	85,093.14	---	2,340.86
HAZARDOUS WASTE E&E	06.230	5468	6,845.00	4,096.73	---	2,748.27
DRYCLEANERS CLEANUP	06.230	5469	350,000.00	350,000.00	---	---
Mined Land Reclamation Fund (0906)						
LAND RECLAMATION PS	06.230	5400	385,560.00	371,517.68	---	14,042.32
LAND RECLAMATION E&E	06.230	5405	202,461.00	95,927.95	---	106,533.05
LAND RECLMT BOND FORFEIT	06.230	7453	500,000.00	33,164.45	---	466,835.55
<b>Missouri Geological Survey</b>						
Natural Resources Protection Fund (0555)						
DGLS OPERATIONS PS	06.260	8970	2,000.00	---	---	2,000.00
Natural Resources Protection - Water Pollution Permit Fee Subaccount Fund (0568)						
DGLS OPERATIONS PS	06.260	2161	13,908.00	1,088.92	---	12,819.08
DGLS OPERATIONS E&E	06.260	2162	5,072.00	374.59	---	4,697.41
Solid Waste Management Fund (0570)						
DGLS OPERATIONS PS	06.260	2163	127,348.00	121,358.43	---	5,989.57
DGLS OPERATIONS E&E	06.260	2164	9,670.00	9,670.00	---	---
Groundwater Protection Fund (0660)						
DGLS OPERATION PS	06.260	1956	492,739.00	455,525.24	---	37,213.76
DGLS OPERATION E&E	06.260	2411	111,405.00	109,170.32	---	2,234.68
Missouri Land Survey Fund (0668)						
DGLS OPERATION PS	06.260	1961	899,436.00	489,761.95	---	409,674.05
DGLS OPERATION E&E	06.260	2414	116,830.00	102,671.95	---	14,158.05
LAND SURVEY RESTOR PROJ	06.260	2759	180,000.00	76,675.00	---	103,325.00
Hazardous Waste Fund (0676)						
DGLS OPERATIONS PS	06.260	2165	162,463.00	162,235.85	---	227.15
DGLS OPERATIONS E&E	06.260	2171	31,010.00	31,010.00	---	---
Oil and Gas Remedial Fund (0699)						
OIL & GAS REMEDIAL FUND	06.260	7767	23,000.00	---	---	23,000.00
DGLS OPERATION PS	06.260	7801	7,183.00	---	---	7,183.00
DGLS OPERATION E&E	06.260	7802	7,625.00	---	---	7,625.00
Geologic Resources Fund (0801)						
DGLS OPERATION PS	06.260	2861	108,560.00	108,467.15	---	92.85
DGLS OPERATION E&E	06.260	2889	18,270.00	9,499.77	---	8,770.23

Dry-Cleaning Environmental Response

Trust Fund (0898)

DGLS OPERATIONS PS	06.260	2206	18,468.00	---	---	18,468.00
DGLS OPERATIONS E&E	06.260	2208	1,384.00	---	---	1,384.00

**Missouri State Parks**

Natural Resources Protection Fund (0555)

DNR SPENDING AUTHORITY	17.010	3367	170,000.00	72,382.99	97,617.01	---
------------------------	--------	------	------------	-----------	-----------	-----

Parks Sales Tax Fund (0613)

STATE PARKS OPERATION E&E	06.285	0664	11,680,766.00	10,892,823.95	---	787,942.05
LEVY DISTRICT PAYMENTS	06.285	1942	15,000.00	8,972.92	---	6,027.08
STATE PARKS OPERATION PS	06.285	2082	18,580,104.00	18,549,420.08	---	30,683.92
PRJS ST & HIST PROPERTIES	17.015	6593	648,179.00	635,328.87	12,850.13	---
BRUCE R WATKINS CENTER	06.285	7814	100,000.00	100,000.00	---	---
PAYMENT IN LIEU OF TAXES	06.285	7815	30,000.00	---	---	30,000.00
PRJS ST & HIST PROPERTIES	17.040	7990	1,143,049.00	329,431.31	813,617.69	---
DNR WATER WASTE IMPROV	17.045	7992	365,000.00	104,189.64	260,810.36	---
CATASTROPHIC PROJECTS	17.050	7993	1,086,617.00	459,518.18	627,098.82	---
PRJS ST & HIST PROPERTIES	18.030	8585	1,600,000.00	1,006,261.76	593,738.24	---
DNR WATER WASTE IMPROV	18.030	8587	5,754,525.00	45,197.69	5,709,327.31	---
CATASTROPHIC PROJECTS	18.030	8588	1,776,000.00	62,129.92	1,713,870.08	---
DNR ROADS PARKING TRAILS	18.030	8883	770,433.00	25,293.33	745,139.67	---
IMPROVEMENTS STATE PARKS	19.015	8884	1,398,517.00	152,795.31	1,245,721.69	---
INTER EXHIBITS ST PARKS	19.015	8885	690,852.00	10,440.11	680,411.89	---

Meramec-Onondaga State Parks Fund (0698)

STATE PARKS OPERATION E&E	06.285	2085	5,586.00	---	---	5,586.00
---------------------------	--------	------	----------	-----	-----	----------

Economic Development Advancement Fund (0783)

HISTORIC PRESERVATION PS	06.290	2834	99,302.00	97,042.77	---	2,259.23
HISTORIC PRESERVATION E&E	06.290	2837	10,853.00	5,046.85	---	5,806.15

Babler State Park Fund (0911)

STATE PARKS OPERATION PS	06.285	2086	54,037.00	53,946.00	---	91.00
STATE PARKS OPERATION E&E	06.285	2087	75,000.00	63,633.68	---	11,366.32

**DEPARTMENT OF PUBLIC SAFETY**

State Highways and Transportation

Department Fund (0644)

CRITICAL M&R	17.005	7972	16,636.00	10,647.00	5,989.00	---
CRITICAL M&R	18.010	8576	500,000.00	92,193.89	407,806.11	---

Crime Victims' Compensation Fund (0681)

PUBLIC SAFETY STATE OWNED	13.010	7733	17,039.00	16,609.85	---	429.15
---------------------------	--------	------	-----------	-----------	-----	--------

**STATE OF MISSOURI  
SUMMARY OF APPROPRIATION ACTIVITY  
SPECIAL REVENUE FUNDS  
FOR THE APPROPRIATION YEAR 2014**

	H.B. No.	Appr. No.	Appropriations	Expenditures and Transfers Out	Biennial Rollovers to 2015	Lapse of Appropriations
<b><u>Office of the Director</u></b>						
Missouri Crime Prevention Information and Programming Fund (0253)						
DIRECTOR ADMIN E&E	08.005	2328	1,000.00	---	---	1,000.00
Peace Officer Standards and Training Commission Fund (0281)						
POST TRAINING	08.065	1645	1,400,000.00	1,272,334.80	---	127,665.20
State Forensic Laboratory Fund (0591)						
STATE FORENSIC LABS	08.055	8770	399,200.00	339,891.82	---	59,308.18
Services to Victims Fund (0592)						
DIRECTOR ADMIN PS	08.005	0782	75,270.00	52,162.41	---	23,107.59
DIRECTOR ADMIN E&E	08.005	0783	15,042.00	5,611.45	---	9,430.55
STATE SERVICES TO VICTIMS	08.030	8866	3,950,000.00	3,420,712.06	---	529,287.94
Crime Victims' Compensation Fund (0681)						
CRIME VICTIMS COMP	08.045	2279	4,837,329.00	2,456,822.75	---	2,380,506.25
DIRECTOR ADMIN E&E	08.005	5220	1,453,268.00	1,312,087.05	---	141,180.95
STATE SERVICES TO VICTIMS	08.030	5668	50,000.00	46,777.26	---	3,222.74
DIRECTOR ADMIN PS	08.005	8769	444,869.00	419,463.93	---	25,405.07
Antiterrorism Fund (0759)						
DIRECTOR ADMIN E&E	08.005	7530	10,000.00	7,353.60	---	2,646.40
MODEX Fund (0867)						
MODEX PS	14.200	8795	9,189.00	9,189.00	---	---
MODEX E&E	14.200	8798	220,311.00	213,942.50	---	6,368.50
Deputy Sheriff Salary Supplementation Fund (0913)						
MOSMART	08.025	7930	5,400,000.00	4,601,258.58	---	798,741.42
<b><u>Division of Fire Safety</u></b>						
Elevator Safety Fund (0257)						
F S ADMIN PS	08.155	5629	372,024.00	317,672.23	---	54,351.77
F S ADMIN E&E	08.155	5630	88,914.00	88,914.00	---	---
Chemical Emergency Preparedness Fund (0587)						
FIREFIGHTER TRAINING	08.165	1382	100,000.00	84,410.00	---	15,590.00
Boiler and Pressure Vessels Safety Fund (0744)						
F S ADMIN PS	08.155	6103	371,111.00	350,086.86	---	21,024.14
F S ADMIN E&E	08.155	6104	115,496.00	115,478.50	---	17.50



Missouri Explosives Safety Act							
Administration Fund (0804)							
F S ADMIN PS	08.155	2836	104,717.00	67,055.20	---	37,661.80	
F S ADMIN E&E	08.155	2857	12,027.00	12,027.00	---	---	
Fire Education Fund (0821)							
FIREFIGHTER TRAINING	08.165	0682	320,000.00	149,388.67	---	170,611.33	
Cigarette Fire Safety and Firefighter Protection Fund (0937)							
FIRE SAFE CIGARETTE PS	08.160	6782	20,400.00	11,544.64	---	8,855.36	
FIRE SAFE CIGARETTE E&E	08.160	6783	10,204.00	10,203.52	---	0.48	
<b>State Highway Patrol</b>							
Gaming Commission Fund (0286)							
SHP TECHNICAL SERVICE PS	08.130	0636	20,912.00	---	---	20,912.00	
SHP ENFORCEMENT E&E	08.090	1647	357,488.00	349,553.20	---	7,934.80	
GASOLINE PURCHASE	08.100	1648	775,366.00	759,158.85	---	16,207.15	
SHP ADMIN PS	08.080	2797	33,607.00	30,021.72	---	3,585.28	
FRINGE BENEFITS PS	08.085	3276	295,842.00	136,529.63	---	159,312.37	
FRINGE BENEFITS E&E	08.085	3277	27,425.00	8,213.31	---	19,211.69	
SHP ADMIN E&E	08.080	4369	4,802.00	4,658.00	---	144.00	
VEHICLE REPLACEMENT	08.105	4371	549,074.00	451,379.00	---	97,695.00	
SHP ACADEMY PS	08.115	5917	168,095.00	156,741.37	---	11,353.63	
SHP ACADEMY E&E	08.115	5918	79,440.00	72,322.22	---	7,117.78	
DPS-SHP INSTIT	13.015	7744	50,281.00	50,281.00	---	---	
Highway Patrol Inspection Fund (0297)							
VEH & DRIVER SAFETY E&E	08.120	1379	360,632.00	299,431.43	---	61,200.57	
VEH & DRIVER SAFETY PS	08.120	8476	125,000.00	88,787.80	---	36,212.20	
Missouri State Water Patrol Fund (0400)							
STATE WATER PATROL PS	08.095	3595	1,708,253.00	1,470,940.42	---	237,312.58	
STATE WATER PATROL E&E	08.095	3598	590,000.00	361,018.76	---	228,981.24	
FRINGE BENEFITS PS	08.085	8036	1,153,504.00	975,303.26	---	178,200.74	
FRINGE BENEFITS E&E	08.085	8037	103,080.00	99,230.43	---	3,849.57	
State Forensic Laboratory Fund (0591)							
CRIME LABS E&E	08.110	8771	270,915.00	255,030.96	---	15,884.04	
State Highways and Transportation Department Fund (0644)							
SHP TECHNICAL SERVICE PS	08.130	0630	13,154,837.00	11,956,198.42	---	1,198,638.58	
SHP ADMIN PS	08.080	1130	5,595,363.00	5,404,043.06	---	191,319.94	
SHP ADMIN E&E	08.080	1133	422,589.00	357,939.98	---	64,649.02	
SHP ENFORCEMENT PS	08.090	1136	65,579,028.00	61,937,664.05	---	3,641,363.95	
SHP ACADEMY PS	08.115	1143	1,248,056.00	1,196,429.84	---	51,626.16	
SHP ACADEMY E&E	08.115	1148	73,576.00	59,034.31	---	14,541.69	
VEH & DRIVER SAFETY PS	08.120	1150	10,685,200.00	9,995,000.79	---	690,199.21	
VEH & DRIVER SAFETY E&E	08.120	1154	942,525.00	822,188.23	---	120,336.77	
SHP ENFORCEMENT E&E	08.090	1430	5,522,131.00	5,484,639.54	---	37,491.46	
SHP TECHNICAL SERVICE E&E	08.130	2285	13,686,001.00	13,342,665.06	---	343,335.94	

**STATE OF MISSOURI  
SUMMARY OF APPROPRIATION ACTIVITY  
SPECIAL REVENUE FUNDS  
FOR THE APPROPRIATION YEAR 2014**

	H.B. No.	Appr. No.	Appropriations	Expenditures and Transfers Out	Biennial Rollovers to 2015	Lapse of Appropriations
ST HWY PATROL LEASING	13.005	3194	963,524.00	920,813.54	---	42,710.46
REFUND UNUSED STICKERS	08.125	3284	100,000.00	37,125.50	---	62,874.50
FRINGE BENEFITS PS	08.085	4346	69,521,846.00	64,250,303.44	---	5,271,542.56
FRINGE BENEFITS E&E	08.085	4349	6,386,801.00	5,859,755.88	---	527,045.12
VEHICLE REPLACEMENT	08.105	4370	4,818,182.00	4,654,970.60	---	163,211.40
GASOLINE PURCHASE	08.100	4472	6,313,699.00	5,042,461.31	---	1,271,237.69
CRIME LABS PS	08.110	5296	3,749,420.00	3,458,356.15	---	291,063.85
CRIME LABS E&E	08.110	5297	914,499.00	887,064.00	---	27,435.00
INTEROPERABLE SYSTEM HWY	08.090	7101	5,000,000.00	4,317,982.78	---	682,017.22
DPS HP STATE OWNED	13.010	7740	137,389.00	133,384.32	---	4,004.68
DPS-SHP INSTIT	13.015	7745	1,775,179.00	1,721,924.00	---	53,255.00
INTEROPERABLE ONGOING HWY	08.090	7900	4,100,000.00	2,495,382.07	---	1,604,617.93
HP TROOP H HVAC UNITS	17.080	8003	6,640.00	6,640.00	---	---
HP TROOP F REMVE SEWER PL	17.080	8004	169,978.00	169,978.00	---	---
HP TROOP A CONCRETE PAD	17.080	8006	230,255.00	196,324.68	33,930.32	---
MSHPGQ ADMIN REPL PIPING	17.080	8010	16,415.00	16,415.00	---	---
MSHPGQ PHYSCL REPL PIPING	17.080	8012	247.00	247.00	---	---
TROOP D EVIDENCE & OFFICE	17.085	8075	607,660.00	482,956.87	124,703.13	---
HP HANNIBAL CDL SITE	17.095	8076	1,280,300.00	140,176.35	1,140,123.65	---
HWY PATROL-HANNIBAL CDL	19.025	8567	1,449,000.00	5,585.67	1,443,414.33	---
MSHPGQ RENOVATIONS	19.030	8568	1,738,000.00	114,507.08	1,623,492.92	---
MSHP ACADEMY BULLET TRAP	18.035	8593	429,340.00	16,784.88	412,555.12	---
MSHP ACADEMY ELEVATR REPL	18.035	8594	344,722.00	7,247.80	337,474.20	---
MSHP HANGAR/OFF HVAC REPL	18.035	8595	160,472.00	3,337.06	157,134.94	---
MSHP HQ COOLING TOWR REPL	18.035	8596	114,100.00	2,186.90	111,913.10	---
MSHP HQ DRIVEWAY MAINT	18.035	8597	287,560.00	10,079.00	277,481.00	---
MSHP HQ ELEVATOR REPLCMNT	18.035	8598	344,722.00	7,247.80	337,474.20	---
MSHP HQ HVAC & WATER REPL	18.035	8599	502,120.00	10,533.35	491,586.65	---
MSHP HQ MECHANICAL MODIF	18.035	8600	251,698.00	194,293.01	57,404.99	---
MSHP HQ UPS UNIT REPLCMNT	18.035	8601	371,583.00	22,575.22	349,007.78	---
MSHP TROOP A BOILER & RTU	18.035	8602	234,842.00	2,654.67	232,187.33	---
MSHP TROOP A CDL ROOF REP	18.035	8603	173,304.00	1,949.52	171,354.48	---
MSHP TROOP A FIRING RANGE	18.035	8604	416,830.00	16,122.12	400,707.88	---
MSHP TROOP A ROOF REPLCMT	18.035	8605	204,434.00	2,309.01	202,124.99	---
MSHP TROOP B FIRNG & HVAC	18.035	8606	193,040.00	3,999.83	189,040.17	---
MSHP TROOP C CDL CONC REP	18.035	8607	1,364,000.00	25,442.00	1,338,558.00	---
MSHP TROOP D RTU REPLCMNT	18.035	8608	170,355.00	6,668.55	163,686.45	---
MSHP TROOP E HVAC REPLCMT	18.035	8609	193,040.00	4,779.98	188,260.02	---

MSHP TROOP E PIPE REPLCMT	18.035	8610	284,076.00	7,129.99	276,946.01	---
MSHP TROOP E ROOF REPLCMT	18.035	8611	59,290.00	57,602.73	1,687.27	---
MSHP TROOP F FAN REPLCMNT	18.035	8612	41,328.00	787.16	40,540.84	---
MSHP TROOP F ROOF REPLCMT	18.035	8613	406,689.00	205,683.08	201,005.92	---
MSHP TROOP G AHU REPLCMNT	18.035	8614	157,580.00	11,437.81	146,142.19	---
MSHP TROOP G BULLET TRAP	18.035	8615	187,480.00	7,051.50	180,428.50	---
MSHP TROOP G HQ ROOF REP	18.035	8616	152,847.00	10,338.80	142,508.20	---
MSHP TROOP G CL ROOF REP	18.035	8617	55,628.00	3,506.42	52,121.58	---
MSHP TROOP H FIRING REPL	18.035	8618	187,480.00	7,051.50	180,428.50	---
MSHP TROOP I AHU REPLCMT	18.035	8619	193,040.00	7,537.25	185,502.75	---
MSHP TROOP I ROOF REPLMT	18.035	8620	164,684.00	1,849.60	162,834.40	---
Criminal Record System Fund (0671)						
SHP TECHNICAL SERVICE PS	08.130	0635	3,629,676.00	3,544,053.83	---	85,622.17
SHP ADMIN PS	08.080	2121	41,162.00	38,271.37	---	2,890.63
SHP TECHNICAL SERVICE E&E	08.130	2286	4,243,536.00	1,810,800.37	---	2,432,735.63
FBI BACKGROUND CHARGES	08.130	7163	2,500,000.00	1,963,281.00	---	536,719.00
FRINGE BENEFITS PS	08.085	8867	2,991,974.00	2,609,455.17	---	382,518.83
FRINGE BENEFITS E&E	08.085	8868	257,608.00	145,601.66	---	112,006.34
SHP ENFORCEMENT PS	08.090	8870	108,541.00	82,682.33	---	25,858.67
CRIME LABS PS	08.110	8872	184,203.00	95,576.20	---	88,626.80
CRIME LABS E&E	08.110	8873	2,575.00	2,575.00	---	---
Highway Patrol's Motor Vehicle, Aircraft, Watercraft Revolving Fund (0695)						
SHP ENFORCEMENT E&E	08.090	1967	202,625.00	195,878.68	---	6,746.32
FRINGE BENEFITS PS	08.085	2900	4,181.00	---	---	4,181.00
FRINGE BENEFITS E&E	08.085	2901	617.00	399.32	---	217.68
SHP ENFORCEMENT PS	08.090	2903	7,810.00	---	---	7,810.00
VEHICLE REPLACEMENT	08.105	6461	8,238,448.00	8,211,082.12	---	27,365.88
VEHICLE MAINT & REPR E&E	08.090	8683	40,000.00	38,191.18	---	1,808.82
Highway Patrol Traffic Records Fund (0758)						
SHP TECHNICAL SERVICE PS	08.130	3682	76,421.00	35,568.58	---	40,852.42
SHP ENFORCEMENT E&E	08.090	6892	245,242.00	36,846.75	---	208,395.25
FRINGE BENEFITS PS	08.085	7284	52,492.00	20,120.63	---	32,371.37
FRINGE BENEFITS E&E	08.085	7285	4,993.00	2,396.02	---	2,596.98
DNA Profiling Analysis Fund (0772)						
CRIME LABS PS	08.110	7280	62,254.00	61,459.95	---	794.05
CRIME LABS E&E	08.110	7281	1,478,305.00	627,330.87	---	850,974.13
FRINGE BENEFITS PS	08.085	7282	48,778.00	41,447.24	---	7,330.76
FRINGE BENEFITS E&E	08.085	7283	6,026.00	2,157.52	---	3,868.48
Criminal Justice Network and Technology Revolving Fund (0842)						
SHP TECHNICAL SERVICE E&E	08.130	4113	2,699,050.00	2,214,700.64	---	484,349.36

**STATE OF MISSOURI  
SUMMARY OF APPROPRIATION ACTIVITY  
SPECIAL REVENUE FUNDS  
FOR THE APPROPRIATION YEAR 2014**

	H.B. No.	Appr. No.	Appropriations	Expenditures and Transfers Out	Biennial Rollovers to 2015	Lapse of Appropriations
<b><u>Adjutant General</u></b>						
Missouri National Guard Training Site Fund (0269)						
TRAINING SITE REVOLVING	08.265	3154	330,000.00	260,958.76	---	69,041.24
CONTRACT SERVICES PS	08.270	6942	19,643.00	---	---	19,643.00
Missouri National Guard Trust Fund (0900)						
NATIONAL GUARD TRUST FUND	08.240	1863	1,764,400.00	246,289.68	---	1,518,110.32
DPS-ADJ GEN INSTIT	13.025	3668	446,828.00	322,671.14	---	124,156.86
NATIONAL GUARD TRUST PS	08.240	7278	1,242,969.00	1,154,059.67	---	88,909.33
NATIONAL GUARD TRUST E&E	08.240	7279	1,461,847.00	824,329.28	---	637,517.72
CONTRACT SERVICES E&E	08.270	7524	227,097.00	225,931.04	---	1,165.96
<b><u>State Emergency Management Agency</u></b>						
Chemical Emergency Preparedness Fund (0587)						
A G SEMA PS	08.280	3882	156,915.00	148,714.61	---	8,200.39
A G SEMA E&E	08.280	3883	85,117.00	40,915.96	---	44,201.04
MERC DISTRIBUTIONS	08.285	3884	650,000.00	492,373.02	---	157,626.98
<b><u>Missouri Veterans Commission</u></b>						
Veterans Trust Fund (0579)						
ADMIN & SERVICE E&E	08.170	0981	23,832.00	19,150.81	---	4,681.19
VETERANS HOMES E&E	08.180	2345	49,980.00	49,335.90	---	644.10
<b><u>Missouri Gaming Commission</u></b>						
Compulsive Gamblers Fund (0249)						
GAMING E&E	08.190	3087	56,310.00	---	---	56,310.00
Gaming Commission Fund (0286)						
GAMING COMM FRINGES PS	08.195	1542	6,605,754.00	5,340,511.34	---	1,265,242.66
GAMING COMM FRINGES E&E	08.195	1543	267,317.00	241,379.14	---	25,937.86
GAMING COMM REFUNDS	08.200	1651	100,000.00	---	---	100,000.00
GAMING & BINGO PS	08.190	2990	13,889,507.00	13,296,848.38	---	592,658.62
GAMING & BINGO E&E	08.190	2991	1,726,519.00	1,330,208.03	---	396,310.97
GAMING COM LEASING	13.005	3198	391,461.00	371,333.89	---	20,127.11
GAMING COM STATE OWNED	13.010	7883	74,231.00	74,230.20	---	0.80
Bingo Proceeds for Education Fund (0289)						
BINGO REFUNDS	08.205	2994	5,000.00	---	---	5,000.00

**DEPARTMENT OF REVENUE****Legal Services**

Motor Vehicle Commission Fund (0588)							
LEGAL SERV PS	04.020	1745	467,849.00	221,345.44	---	---	246,503.56
LEGAL SERV E&E	04.020	1746	28,118.00	28,044.40	---	---	73.60
State Highways and Transportation Department Fund (0644)							
HWY COLL ATTORNEY FEES	04.005	0889	5,000.00	---	---	---	5,000.00
HWY COLL LEGAL SERV PS	04.005	1777	1,043,989.00	1,012,649.07	---	---	31,339.93
HWY COLL LEGAL SERV E&E	04.005	1778	104,200.00	100,726.75	---	---	3,473.25
Tobacco Control Special Fund (0984)							
TOBACCO CONT ENFORCMNT PS	04.020	8246	41,040.00	13,904.80	---	---	27,135.20
TOBACCO CONT ENFORCMNT EE	04.020	8247	3,323.00	---	---	---	3,323.00

**Administration Division**

Health Initiatives Fund (0275)							
POSTAGE	04.025	1636	5,373.00	5,212.00	---	---	161.00
Motor Vehicle Commission Fund (0588)							
POSTAGE	04.025	6869	44,029.00	---	---	---	44,029.00
Conservation Commission Fund (0609)							
POSTAGE	04.025	6240	1,343.00	1,343.00	---	---	---
State Highways and Transportation Department Fund (0644)							
HWY COLL ADMIN PS	04.005	1791	678,899.00	658,302.05	---	---	20,596.95
HWY COLL ADMIN E&E	04.005	1794	221,985.00	211,462.82	---	---	10,522.18
HWY COLL POSTAGE	04.005	1796	2,053,871.00	2,053,871.00	---	---	---

**MV/DL Division**

Motor Vehicle Commission Fund (0588)							
MV/DL PS	04.015	1714	190,423.00	109,296.63	---	---	81,126.37
MV/DL E&E	04.015	1715	245,840.00	38,213.33	---	---	207,626.67
FED & OTHER FUND REFUNDS	04.065	7292	5,000.00	2,672.50	---	---	2,327.50
State Highways and Transportation Department Fund (0644)							
HWY COLL MV/DL PS	04.005	1773	4,165,292.00	4,130,464.19	---	---	34,827.81
HWY COLL MV/DL E&E	04.005	1774	3,867,840.00	3,867,840.00	---	---	---
Revenue Specialty Plate Fund (0775)							
MV/DL PS	04.015	1722	6,730.00	---	---	---	6,730.00
MV/DL E&E	04.015	1723	9,953.00	---	---	---	9,953.00

**Taxation Division**

Health Initiatives Fund (0275)							
CIGARETTE TAX REFUNDS	04.090	1640	25,000.00	14,251.08	---	---	10,748.92
TAXATION PS	04.010	1701	50,818.00	44,661.95	---	---	6,156.05
TAXATION E&E	04.010	1702	4,163.00	---	---	---	4,163.00

**STATE OF MISSOURI  
SUMMARY OF APPROPRIATION ACTIVITY  
SPECIAL REVENUE FUNDS  
FOR THE APPROPRIATION YEAR 2014**

	H.B. No.	Appr. No.	Appropriations	Expenditures and Transfers Out	Biennial Rollovers to 2015	Lapse of Appropriations
Gaming Proceeds for Education Fund (0285)						
FED & OTHER FUND REFUNDS	04.065	3004	10,500.00	---	---	10,500.00
Gaming Commission Fund (0286)						
FED & OTHER FUND REFUNDS	04.065	0929	5,000.00	---	---	5,000.00
Solid Waste Management - Scrap Tire Subaccount Fund (0569)						
FED & OTHER FUND REFUNDS	04.065	1592	15,000.00	---	---	15,000.00
Conservation Commission Fund (0609)						
TAXATION PS	04.010	1706	555,367.00	532,335.07	---	23,031.93
TAXATION E&E	04.010	1707	8,277.00	---	---	8,277.00
State School Money Fund (0616)						
CIGARETTE TAX REFUNDS	04.090	1641	25,000.00	25,000.00	---	---
State Highways and Transportation Department Fund (0644)						
HIGHWAY FUND REFUNDS	04.070	1245	2,290,564.00	849,900.40	---	1,440,663.60
REFUNDS OF MOTOR FUEL TAX	04.080	1248	10,914,000.00	9,118,600.83	---	1,795,399.17
HWY COLL TAX PS	04.005	1771	1,084,541.00	1,050,638.09	---	33,902.91
HWY COLL TAX E&E	04.005	1772	170,190.00	67,152.00	---	103,038.00
Workers' Compensation Fund (0652)						
WORKERS COMP REFUNDS	04.085	8360	2,000,000.00	66,210.57	---	1,933,789.43
Petroleum Inspection Fund (0662)						
TAXATION PS	04.010	1708	33,432.00	23,367.00	---	10,065.00
TAXATION E&E	04.010	1709	2,818.00	---	---	2,818.00
Motor Fuel Tax Fund (0673)						
DIST TO CITIES MFT FUND	04.050	1246	188,000,000.00	178,451,411.08	---	9,548,588.92
Fair Share Fund (0687)						
CIGARETTE TAX REFUNDS	04.090	1642	11,000.00	11,000.00	---	---
Revenue Specialty Plate Fund (0775)						
FED & OTHER FUND REFUNDS	04.065	7295	5,000.00	5,000.00	---	---
Deputy Sheriff Salary Supplementation Fund (0913)						
FED & OTHER FUND REFUNDS	04.065	8843	9,500.00	9,461.81	---	38.19
Aviation Trust Fund (0952)						
AVIATION TRUST REFUNDS	04.075	9815	50,000.00	20,024.62	---	29,975.38

**DEPARTMENT OF SOCIAL SERVICES**

Nursing Facility Quality of Care Fund (0271)							
SOCIAL SERVICES LEASING	13.005	0666	74,736.00	72,277.67	---	2,458.33	
Health Initiatives Fund (0275)							
SOCIAL SRVS STATE OWNED	13.010	7763	17,243.00	16,721.88	---	521.12	
Social Services Educational Improvement Fund (0620)							
SOCIAL SRVS STATE OWNED	13.010	7765	5,913.00	5,912.40	---	0.60	
Early Childhood Development, Education and Care Fund (0859)							
SOCIAL SRVS STATE OWNED	13.010	7768	666.00	578.00	---	88.00	
Medicaid Provider Enrollment Fund (0990)							
MO MEDICAID AUD & COMP EE	11.020	8218	51,500.00	---	---	51,500.00	
<b><u>Family Support Division</u></b>							
Utilicare Stabilization Fund (0134)							
ENERGY ASSISTANCE	14.279	2523	3,000,000.00	2,747,954.00	---	252,046.00	
Health Initiatives Fund (0275)							
IM FIELD STAFF/OPS PS	11.070	6287	785,050.00	708,244.47	---	76,805.53	
IM FIELD STAFF/OPS E&E	11.070	6288	27,917.00	26,916.46	---	1,000.54	
ELGBLTY & ENRLLMNT SYS	11.095	8480	1,000,000.00	970,000.00	---	30,000.00	
Blind Pension Fund (0621)							
BLIND ADMIN PS	11.160	0768	758.00	---	---	758.00	
BLIND PENSIONS	11.125	1407	33,964,470.00	31,916,346.22	---	2,048,123.78	
Blindness Education, Screening and Treatment Program Fund (0892)							
SVS FOR VISUALLY IMPAIRED	11.165	3643	349,000.00	262,200.00	---	86,800.00	
<b><u>Children's Division</u></b>							
Health Initiatives Fund (0275)							
CHILD FIELD STAFF/OPS PS	11.200	6305	69,944.00	65,626.98	---	4,317.02	
CHILD FIELD STAFF/OPS E&E	11.200	6306	27,846.00	---	---	27,846.00	
CHILD ASSESSMENT CENTERS	11.255	8299	501,048.00	476,469.20	---	24,578.80	
Early Childhood Development, Education and Care Fund (0859)							
CHILDHOOD DEVELOPMENT	11.285	0731	3,500,000.00	3,332,633.94	---	167,366.06	
CHILDHOOD DEV CERTIF	11.285	0739	3,074,500.00	2,695,194.75	---	379,305.25	
PURCHASE OF CHILD CARE	11.285	2273	2,676,737.00	---	---	2,676,737.00	
CHILDREN'S ADMIN PS	11.195	6298	45,135.00	---	---	45,135.00	
CHILDREN'S ADMIN E&E	11.195	6299	11,548.00	---	---	11,548.00	

**STATE OF MISSOURI  
SUMMARY OF APPROPRIATION ACTIVITY  
SPECIAL REVENUE FUNDS  
FOR THE APPROPRIATION YEAR 2014**

	H.B. No.	Appr. No.	Appropriations	Expenditures and Transfers Out	Biennial Rollovers to 2015	Lapse of Appropriations
<b><u>Division of Youth Services</u></b>						
Health Initiatives Fund (0275)						
YOUTH TREATMENT PRGM PS	11.295	3608	130,486.00	120,125.94	---	10,360.06
YOUTH TREATMENT PRGM E&E	11.295	3609	9,106.00	8,000.00	---	1,106.00
Gaming Commission Fund (0286)						
JUVENILE COURT DIVERSION	11.300	0186	500,000.00	484,299.73	---	15,700.27
Social Services Educational Improvement Fund (0620)						
YOUTH TREATMENT PRGM PS	11.295	1748	3,122,893.00	2,994,980.66	---	127,912.34
YOUTH TREATMENT PRGM E&E	11.295	1749	3,852,302.00	3,852,302.00	---	---
Youth Services Products Fund (0764)						
YOUTH TREATMENT PRGM E&E	11.295	6870	5,000.00	---	---	5,000.00
Youth Services Treatment Fund (0843)						
DYS ADVISORY BOARD E&E	11.290	8298	999.00	---	---	999.00
<b><u>MO Healthnet Division</u></b>						
Nursing Facility Federal Reimbursement Allowance Fund (0196)						
NFRA FEDERAL	11.590	1606	301,027,717.00	301,027,717.00	---	---
REHAB & SPECIALTY SVS	11.490	5409	1,414,043.00	1,414,043.00	---	---
NURSING FACILITIES	11.475	5654	9,134,756.00	9,134,756.00	---	---
MO HLTHNET SUPP POOL	11.605	6645	181,500.00	181,500.00	---	---
Nursing Facility Quality of Care Fund (0271)						
MO HEALTHNET ADMIN PS	11.400	1753	82,844.00	80,857.09	---	1,986.91
MO HEALTHNET ADMIN E&E	11.400	1754	10,281.00	9,482.00	---	799.00
Health Initiatives Fund (0275)						
MO HEALTHNET ADMIN E&E	11.400	0216	41,385.00	40,142.67	---	1,242.33
MO HEALTHNET ADMIN PS	11.400	1670	415,104.00	365,470.05	---	49,633.95
MANAGED CARE	11.505	1785	8,055,080.00	6,429,438.40	---	1,625,641.60
HOME HEALTH	11.475	2821	159,305.00	123,205.12	---	36,099.88
CHILDREN'S HLTH INS PRGM	11.555	2869	5,375,576.00	5,214,309.00	---	161,267.00
PHARMACY	11.440	3066	969,293.00	940,214.00	---	29,079.00
PHYSICIAN RELATED PROF	11.460	3067	1,427,081.00	1,336,308.63	---	90,772.37
DENTAL	11.465	3070	71,162.00	69,027.00	---	2,135.00
REHAB & SPECIALTY SVS	11.490	3072	194,881.00	109,804.38	---	85,076.62
HOSPITAL CARE	11.510	3073	9,171,007.00	8,875,214.25	---	295,792.75
INFORMATION SYSTEMS	11.420	8257	1,591,687.00	1,543,935.87	---	47,751.13



Life Sciences Research Trust Fund (0763)							
PHARMACY	11.440	3051	25,556,250.00	16,671,015.00	---	8,885,235.00	
MANAGED CARE	11.505	7166	6,272,544.00	3,200.00	---	6,269,344.00	
CHILDREN'S HLTH INS PRGM	11.555	7167	171,206.00	171,206.00	---	---	
Missouri Rx Plan Fund (0779)							
MISSOURI RX PLAN	11.440	1024	12,544,388.00	10,723,407.53	---	1,820,980.47	
CLINICAL SRVC MGMT	11.405	2036	4,160,595.00	596,058.61	---	3,564,536.39	
MO HEALTHNET ADMIN PS	11.400	2849	747,953.00	413,556.01	---	334,396.99	
MO HEALTHNET ADMIN E&E	11.400	2850	55,553.00	---	---	55,553.00	
Ambulance Service Reimb Allowance Fund (0958)							
REHAB & SPECIALTY SVS REV	11.490	5907	9,069,225.00	9,069,225.00	---	---	
MO HEALTHNET ADMIN PS	11.400	7366	17,680.00	60.99	---	17,619.01	
MO HEALTHNET ADMIN E&E	11.400	7367	3,466.00	3,466.00	---	---	
REHAB & SPECIALTY SVS EXP	11.490	7368	8,949,156.00	8,419,067.33	---	530,088.67	
GROUND AMBULANCE	11.505	8714	522,459.00	---	---	522,459.00	

### **DEPARTMENT OF CORRECTIONS**

Correctional Substance Abuse Earnings Fund (0853)							
REACT	09.200	7263	264,600.00	217,744.41	---	46,855.59	

### **Office of the Director**

Inmate Incarceration Reimbursement Act Revolving Fund (0828)							
INMATE INCAR REIMB ACT	09.025	8244	<u>750,000.00</u>	<u>426,858.16</u>	---	<u>323,141.84</u>	
Subtotals			<u>4,957,735,857.00</u>	<u>4,112,332,937.94</u>	<u>93,050,882.37</u>	<u>752,352,036.69</u>	

### **Appropriated Transfers Out To:**

School District Bonds Fund (0248)	02.265	T009	392,000.00	392,000.00	---	---
General Revenue Fund (0101)	05.250	T024	118.00	---	---	118.00
Access Missouri Financial Assistance Fund (0791)	03.055	T027	50,000.00	---	---	50,000.00
Access Missouri Financial Assistance Fund (0791)	03.055	T030	11,916,667.00	11,559,167.00	---	357,500.00
General Revenue Fund (0101)	05.250	T035	36,751.00	27,723.54	---	9,027.46
General Revenue Fund (0101)	05.250	T039	423,510.00	342,228.80	---	81,281.20
General Revenue Fund (0101)	05.250	T041	1.00	---	---	1.00
General Revenue Fund (0101)	05.250	T043	57,080.00	37,643.55	---	19,436.45
Access Missouri Financial Assistance Fund (0791)	08.225	T048	5,000,000.00	5,000,000.00	---	---
General Revenue Fund (0101)	10.425	T053	2,800,000.00	2,574,267.00	---	225,733.00
General Revenue Fund (0101)	07.535	T054	16,500.00	---	---	16,500.00
Professional Registration Fees Fund (0689)	07.540	T058	186,721.00	110,788.42	---	75,932.58

**STATE OF MISSOURI  
SUMMARY OF APPROPRIATION ACTIVITY  
SPECIAL REVENUE FUNDS  
FOR THE APPROPRIATION YEAR 2014**

	H.B. No.	Appr. No.	Appropriations	Expenditures and Transfers Out	Biennial Rollovers to 2015	Lapse of Appropriations
Natural Resources Cost Allocation Fund (0500)	06.330	T061	74,160.00	67,780.00	---	6,380.00
Natural Resources Cost Allocation Fund (0500)	06.330	T064	29,162.00	25,406.00	---	3,756.00
Natural Resources Cost Allocation Fund (0500)	06.330	T065	249,258.00	227,819.00	---	21,439.00
Natural Resources Cost Allocation Fund (0500)	06.330	T066	36,170.00	33,057.00	---	3,113.00
Natural Resources Cost Allocation Fund (0500)	06.330	T067	147,907.00	135,185.00	---	12,722.00
Natural Resources Cost Allocation Fund (0500)	06.330	T068	4,143.00	3,788.00	---	355.00
Natural Resources Cost Allocation Fund (0500)	06.330	T069	15,018.00	13,729.00	---	1,289.00
Natural Resources Cost Allocation Fund (0500)	06.330	T071	6,400.00	5,849.00	---	551.00
Natural Resources Cost Allocation Fund (0500)	06.330	T072	357,459.00	326,660.00	---	30,799.00
Natural Resources Cost Allocation Fund (0500)	06.330	T073	246,159.00	224,985.00	---	21,174.00
General Revenue Fund (0101)	05.250	T074	40,664.00	32,031.55	---	8,632.45
Natural Resources Cost Allocation Fund (0500)	06.330	T075	45,523.00	41,607.00	---	3,916.00
Natural Resources Cost Allocation Fund (0500)	06.330	T076	1,422.00	1,299.00	---	123.00
Natural Resources Cost Allocation Fund (0500)	06.330	T078	1,701.00	146.00	---	1,555.00
General Revenue Fund (0101)	05.250	T079	2,020.00	1,257.88	---	762.12
Natural Resources Cost Allocation Fund (0500)	06.330	T080	102,350.00	93,544.00	---	8,806.00
Natural Resources Cost Allocation Fund (0500)	06.330	T081	149,920.00	137,025.00	---	12,895.00
Natural Resources Cost Allocation Fund (0500)	06.330	T083	11,542.00	10,548.00	---	994.00
Natural Resources Cost Allocation Fund (0500)	06.330	T084	32,857.00	30,032.00	---	2,825.00
General Revenue Fund (0101)	05.250	T085	115.00	---	---	115.00
Natural Resources Cost Allocation Fund (0500)	06.330	T087	197,935.00	162,746.00	---	35,189.00
Natural Resources Cost Allocation Fund (0500)	06.330	T090	77,834.00	63,998.00	---	13,836.00
Natural Resources Cost Allocation Fund (0500)	06.330	T091	669,998.00	550,888.00	---	119,110.00
Natural Resources Cost Allocation Fund (0500)	06.330	T092	96,539.00	79,376.00	---	17,163.00
Natural Resources Cost Allocation Fund (0500)	06.330	T093	429,438.00	353,093.00	---	76,345.00
Natural Resources Cost Allocation Fund (0500)	06.330	T095	11,055.00	9,089.00	---	1,966.00
Natural Resources Cost Allocation Fund (0500)	06.330	T096	40,084.00	32,956.00	---	7,128.00
Natural Resources Cost Allocation Fund (0500)	06.330	T098	17,082.00	14,045.00	---	3,037.00
Natural Resources Cost Allocation Fund (0500)	06.330	T099	954,063.00	784,439.00	---	169,624.00
Natural Resources Cost Allocation Fund (0500)	06.330	T100	1,862,902.00	1,531,721.00	---	331,181.00
Natural Resources Cost Allocation Fund (0500)	06.330	T101	757,502.00	479,828.00	---	277,674.00
Natural Resources Cost Allocation Fund (0500)	06.330	T104	178,285.00	42,347.00	---	135,938.00
Natural Resources Cost Allocation Fund (0500)	06.330	T105	317,391.00	260,967.00	---	56,424.00
Natural Resources Cost Allocation Fund (0500)	06.330	T108	400,139.00	329,002.00	---	71,137.00
Natural Resources Cost Allocation Fund (0500)	06.330	T110	38,001.00	31,245.00	---	6,756.00
Mental Health Fund (0148)	10.425	T124	4,742,365.00	4,176,136.00	---	566,229.00
General Revenue Fund (0101)	05.250	T135	1,865.00	1,773.76	---	91.24
General Revenue Fund (0101)	05.250	T136	1,580.00	1,234.17	---	345.83
Basic Civil Legal Services Fund (0757)	07.870	T139	351,351.00	15,904.80	---	335,446.20

Economic Development Administrative							
Fund (0547)	07.010	T141	41,233.00	38,270.88	---	2,962.12	
Natural Resources Cost Allocation Fund (0500)	06.330	T142	18,679.00	16,621.00	---	2,058.00	
Natural Resources Cost Allocation Fund (0500)	06.330	T143	301.00	275.00	---	26.00	
Natural Resources Cost Allocation Fund (0500)	06.330	T144	31,545.00	25,937.00	---	5,608.00	
Manufactured Housing Consumer Recovery							
Fund (0909)	07.165	T147	192,000.00	---	---	192,000.00	
General Revenue Fund (0101)	11.500	T201	18,236,543.00	3,720,364.00	---	14,516,179.00	
General Revenue Fund (0101)	05.250	T231	183.00	---	---	183.00	
State Legal Expense Fund (0692)	05.120	T235	130,000.00	35,239.57	---	94,760.43	
General Revenue Fund (0101)	05.250	T238	25,472.00	---	---	25,472.00	
General Revenue Fund (0101)	05.250	T241	1,528.00	1,528.00	---	---	
Natural Resources Cost Allocation Fund (0500)	06.330	T242	62,072.00	56,733.00	---	5,339.00	
Natural Resources Cost Allocation Fund (0500)	06.330	T243	165,670.00	136,216.00	---	29,454.00	
State Highways and Transportation							
Department Fund (0644)	04.170	T244	20,000.00	11,234.00	---	8,766.00	
State Legal Expense Fund (0692)	05.120	T261	110,000.00	31,508.45	---	78,491.55	
State Legal Expense Fund (0692)	05.120	T268	500,000.00	227,123.64	---	272,876.36	
General Revenue Fund (0101)	04.120	T271	2,500,000.00	2,500,000.00	---	---	
General Revenue Fund (0101)	04.125	T272	300,000.00	270,677.00	---	29,323.00	
General Revenue Fund (0101)	04.130	T273	300,000.00	270,677.00	---	29,323.00	
A+ Schools Fund (0955)	03.065	T274	21,659,448.00	21,009,665.00	---	649,783.00	
General Revenue Fund (0101)	05.525	T285	533,909.00	533,909.00	---	---	
Social Security Contributions Fund (0702)	05.450	T293	15,579,147.00	14,630,245.37	---	948,901.63	
State Retirement Contributions Fund (0701)	05.465	T297	34,272,469.00	31,687,632.28	---	2,584,836.72	
Social Security Contributions Fund (0702)	05.465	T297	3.00	2.33	---	0.67	
Missouri Consolidated Health Care Plan							
Benefit Fund (0765)	05.490	T304	25,047,326.00	25,047,275.05	---	50.95	
Natural Resources Cost Allocation Fund (0500)	06.330	T316	488,544.00	403,564.00	---	84,980.00	
Natural Resources Cost Allocation Fund (0500)	06.330	T317	13,121.00	10,800.00	---	2,321.00	
Natural Resources Cost Allocation Fund (0500)	06.330	T318	196,635.00	161,866.00	---	34,769.00	
Natural Resources Cost Allocation Fund (0500)	06.330	T323	92,381.00	76,048.00	---	16,333.00	
Natural Resources Cost Allocation Fund (0500)	06.330	T324	792,340.00	652,430.00	---	139,910.00	
Natural Resources Cost Allocation Fund (0500)	06.330	T325	114,582.00	94,322.00	---	20,260.00	
Natural Resources Cost Allocation Fund (0500)	06.330	T326	47,576.00	39,174.00	---	8,402.00	
Natural Resources Cost Allocation Fund (0500)	06.330	T328	20,275.00	16,691.00	---	3,584.00	
Natural Resources Cost Allocation Fund (0500)	06.330	T329	1,132,384.00	932,138.00	---	200,246.00	
Natural Resources Cost Allocation Fund (0500)	06.330	T330	2,681,628.00	2,314,397.00	---	367,231.00	
Natural Resources Cost Allocation Fund (0500)	06.330	T331	196,536.00	162,392.00	---	34,144.00	
Natural Resources Cost Allocation Fund (0500)	06.330	T332	88,241.00	78,516.00	---	9,725.00	
Natural Resources Cost Allocation Fund (0500)	06.330	T334	105,570.00	14,487.00	---	91,083.00	
Natural Resources Cost Allocation Fund (0500)	06.330	T336	349,728.00	289,871.00	---	59,857.00	
Natural Resources Cost Allocation Fund (0500)	06.330	T337	474,928.00	390,952.00	---	83,976.00	
General Revenue Fund (0101)	05.250	T345	7,402.00	7,402.00	---	---	
Economic Development Administrative							
Fund (0547)	07.010	T346	162,974.00	112,655.16	---	50,318.84	

**STATE OF MISSOURI  
SUMMARY OF APPROPRIATION ACTIVITY  
SPECIAL REVENUE FUNDS  
FOR THE APPROPRIATION YEAR 2014**

	H.B. No.	Appr. No.	Appropriations	Expenditures and Transfers Out	Biennial Rollovers to 2015	Lapse of Appropriations
Economic Development Administrative Fund (0547)	07.010	T351	390,799.00	389,491.32	---	1,307.68
Division of Finance Fund (0550)	07.450	T360	50,000.00	42,475.77	---	7,524.23
Division of Finance Fund (0550)	07.455	T361	700,000.00	700,000.00	---	---
Kids' Chance Scholarship Fund (0878)	07.840	T365	50,000.00	50,000.00	---	---
Professional Registration Fees Fund (0689)	07.540	T369	176,701.00	141,564.75	---	35,136.25
Professional Registration Fees Fund (0689)	07.540	T370	278,472.00	190,404.00	---	88,068.00
Professional Registration Fees Fund (0689)	07.540	T371	241,144.00	195,189.93	---	45,954.07
Professional Registration Fees Fund (0689)	07.540	T373	143,327.00	114,903.47	---	28,423.53
Professional Registration Fees Fund (0689)	07.540	T374	255,771.00	243,340.43	---	12,430.57
Professional Registration Fees Fund (0689)	07.540	T376	259,167.00	224,788.45	---	34,378.55
Professional Registration Fees Fund (0689)	07.540	T377	100,584.00	22,178.55	---	78,405.45
Professional Registration Fees Fund (0689)	07.540	T378	56,348.00	22,003.05	---	34,344.95
Professional Registration Fees Fund (0689)	07.540	T379	836,714.00	689,415.48	---	147,298.52
Professional Registration Fees Fund (0689)	07.540	T380	144,579.00	141,238.66	---	3,340.34
Professional Registration Fees Fund (0689)	07.540	T381	71,215.00	46,220.62	---	24,994.38
Professional Registration Fees Fund (0689)	07.540	T382	433,431.00	316,015.48	---	117,415.52
Professional Registration Fees Fund (0689)	07.540	T383	88,470.00	70,654.70	---	17,815.30
Professional Registration Fees Fund (0689)	07.540	T384	42,037.00	3,530.37	---	38,506.63
General Revenue Fund (0101)	05.250	T386	12.00	---	---	12.00
Professional Registration Fees Fund (0689)	07.540	T387	25,024.00	22,931.86	---	2,092.14
Professional Registration Fees Fund (0689)	07.540	T388	1,082,560.00	733,627.00	---	348,933.00
Professional Registration Fees Fund (0689)	07.540	T389	138,152.00	78,310.96	---	59,841.04
Professional Registration Fees Fund (0689)	07.540	T390	102,381.00	93,605.83	---	8,775.17
Professional Registration Fees Fund (0689)	07.540	T391	318,869.00	258,430.59	---	60,438.41
Professional Registration Fees Fund (0689)	07.540	T392	42,473.00	32,604.77	---	9,868.23
Professional Registration Fees Fund (0689)	07.540	T393	348,058.00	271,987.69	---	76,070.31
Professional Registration Fees Fund (0689)	07.540	T394	419,574.00	211,295.12	---	208,278.88
Professional Registration Fees Fund (0689)	07.540	T395	137,692.00	100,050.46	---	37,641.54
Professional Registration Fees Fund (0689)	07.540	T396	66,549.00	60,345.53	---	6,203.47
Professional Registration Fees Fund (0689)	07.540	T397	540,206.00	295,775.02	---	244,430.98
Professional Registration Fees Fund (0689)	07.540	T398	188,724.00	182,598.78	---	6,125.22
DIFP Administrative Fund (0503)	07.405	T401	35,000.00	19,616.30	---	15,383.70
General Revenue Fund (0101)	05.250	T402	2,261.00	1,673.60	---	587.40
Veterans' Commission Capital Improvement Trust Fund (0304)	08.215	T406	36,320,000.00	26,792,690.60	---	9,527,309.40
Missouri National Guard Trust Fund (0900)	08.220	T407	4,000,000.00	4,000,000.00	---	---

Health Access Incentive Fund (0276)	10.620	T411	759,624.00	---	---	759,624.00
General Revenue Fund (0101)	11.580	T415	184,574,448.00	184,574,448.00	---	---
Nursing Facility Quality of Care Fund (0271)	11.585	T416	1,500,000.00	1,500,000.00	---	---
General Revenue Fund (0101)	07.535	T422	91,250.00	1,876.75	---	89,373.25
General Revenue Fund (0101)	05.250	T425	25,065.00	21,449.95	---	3,615.05
Professional Registration Fees Fund (0689)	07.540	T430	1,664,242.00	1,611,845.97	---	52,396.03
General Revenue Fund (0101)	05.250	T433	44,631.00	40,372.26	---	4,258.74
General Revenue Fund (0101)	05.250	T437	335.00	---	---	335.00
State School Money Fund (0616)	02.245	T438	20,355,000.00	20,355,000.00	---	---
General Revenue Fund (0101)	05.250	T439	14,278.00	176.00	---	14,102.00
A+ Schools Fund (0955)	03.065	T450	4,000,000.00	4,000,000.00	---	---
Classroom Trust Fund (0784)	02.260	T452	10,184,981.00	10,184,981.00	---	---
Classroom Trust Fund (0784)	02.255	T456	375,395,340.00	345,799,706.33	---	29,595,633.67
Federal Student Loan Reserve Fund (0881)	03.125	T463	1,000,000.00	---	---	1,000,000.00
Labor and Industrial Relations Administrative Fund (0122)	07.805	T472	898,264.00	825,698.00	---	72,566.00
Professional Registration Fees Fund (0689)	07.540	T474	81,254.00	74,284.99	---	6,969.01
State Road Fund (0320)	04.440	T479	528,000,000.00	454,584,060.06	---	73,415,939.94
Natural Resources Cost Allocation Fund (0500)	06.330	T481	234,930.00	193,390.00	---	41,540.00
General Revenue Fund (0101)	05.250	T493	95.00	95.00	---	---
General Revenue Fund (0101)	05.250	T498	1,245.00	1,215.77	---	29.23
General Revenue Fund (0101)	05.250	T499	1.00	---	---	1.00
General Revenue Fund (0101)	05.250	T500	5.00	---	---	5.00
Economic Development Administrative Fund (0547)	07.010	T503	16,114.00	16,059.84	---	54.16
Labor and Industrial Relations Administrative Fund (0122)	07.805	T522	100,000.00	100,000.00	---	---
Guaranty Agency Operating Fund (0880)	03.110	T525	30,000,000.00	13,936,395.00	---	16,063,605.00
State Emergency Management Fund (0145)	05.245	T541	23.00	22.80	---	0.20
Public Safety - Homeland Security Fund (0193)	05.245	T541	823.00	822.93	---	0.07
Adjutant General Revolving Fund (0530)	05.245	T541	50.00	50.00	---	---
General Revenue Fund (0101)	07.460	T544	25,000.00	---	---	25,000.00
General Revenue Fund (0101)	12.185	T548	201,034.00	201,028.34	---	5.66
State Road Fund (0320)	08.140	T549	2,000,000.00	1,986,322.15	---	13,677.85
General Revenue Fund (0101)	05.250	T551	244.00	---	---	244.00
General Revenue Fund (0101)	05.250	T552	91,328.00	85,622.06	---	5,705.94
Compulsive Gamblers Fund (0249)	08.230	T553	489,850.00	150,000.00	---	339,850.00
Budget Reserve Fund (0100)	05.230	T567	18,500,000.00	12,012,712.00	---	6,487,288.00
Budget Reserve Fund (0100)	05.235	T568	499,700.00	23,475.13	---	476,224.87
Veterinary Student Loan Payment Fund (0803)	06.010	T579	120,000.00	116,364.00	---	3,636.00
General Revenue Fund (0101)	07.535	T580	19,000.00	2,777.00	---	16,223.00
General Revenue Fund (0101)	07.535	T581	122,100.00	77,743.68	---	44,356.32
General Revenue Fund (0101)	07.535	T582	14,400.00	19.00	---	14,381.00
General Revenue Fund (0101)	07.535	T584	8,000.00	---	---	8,000.00
General Revenue Fund (0101)	07.535	T585	22,500.00	15,799.74	---	6,700.26

**STATE OF MISSOURI  
SUMMARY OF APPROPRIATION ACTIVITY  
SPECIAL REVENUE FUNDS  
FOR THE APPROPRIATION YEAR 2014**

	H.B. No.	Appr. No.	Appropriations	Expenditures and Transfers Out	Biennial Rollovers to 2015	Lapse of Appropriations
General Revenue Fund (0101)	07.535	T587	34,400.00	1,315.10	---	33,084.90
General Revenue Fund (0101)	07.535	T588	31,200.00	9,764.50	---	21,435.50
General Revenue Fund (0101)	07.535	T589	1,200.00	---	---	1,200.00
General Revenue Fund (0101)	07.535	T590	85,000.00	14,648.42	---	70,351.58
General Revenue Fund (0101)	07.535	T591	16,100.00	15,277.85	---	822.15
General Revenue Fund (0101)	07.535	T592	7,200.00	---	---	7,200.00
General Revenue Fund (0101)	07.535	T593	100,000.00	11,458.80	---	88,541.20
General Revenue Fund (0101)	07.535	T594	17,500.00	---	---	17,500.00
General Revenue Fund (0101)	07.535	T595	1,200.00	---	---	1,200.00
General Revenue Fund (0101)	07.535	T597	6,000.00	1,268.32	---	4,731.68
General Revenue Fund (0101)	07.535	T598	135,000.00	43,727.91	---	91,272.09
General Revenue Fund (0101)	07.535	T599	8,960.00	19.00	---	8,941.00
General Revenue Fund (0101)	07.535	T600	13,408.00	---	---	13,408.00
General Revenue Fund (0101)	07.535	T601	119,000.00	22,067.66	---	96,932.34
General Revenue Fund (0101)	07.535	T602	16,000.00	165.07	---	15,834.93
General Revenue Fund (0101)	07.535	T603	33,500.00	4,910.17	---	28,589.83
General Revenue Fund (0101)	07.535	T604	155,000.00	55,253.04	---	99,746.96
General Revenue Fund (0101)	07.535	T605	28,000.00	4,805.92	---	23,194.08
General Revenue Fund (0101)	07.535	T606	7,800.00	660.43	---	7,139.57
General Revenue Fund (0101)	07.535	T607	250,000.00	130,704.58	---	119,295.42
General Revenue Fund (0101)	07.535	T608	55,000.00	8,419.33	---	46,580.67
General Revenue Fund (0101)	07.535	T609	31,000.00	3,521.29	---	27,478.71
General Revenue Fund (0101)	07.535	T612	1,000.00	---	---	1,000.00
General Revenue Fund (0101)	07.535	T613	13,000.00	965.69	---	12,034.31
Professional Registration Fees Fund (0689)	07.540	T614	13,444.00	8,461.04	---	4,982.96
Professional Registration Fees Fund (0689)	07.540	T615	341,082.00	257,461.33	---	83,620.67
General Revenue Fund (0101)	05.250	T620	233.00	233.00	---	---
General Revenue Fund (0101)	05.250	T621	244.00	244.00	---	---
General Revenue Fund (0101)	05.250	T627	23,405.00	23,405.00	---	---
General Revenue Fund (0101)	05.250	T629	93,428.00	88,699.60	---	4,728.40
State Highways and Transportation						
Department Fund (0644)	04.165	T632	560,178,001.00	517,663,713.02	---	42,514,287.98
Rebuild Damaged Infrastr Fund (0814)	19.055	T639	10,000,000.00	---	10,000,000.00	---
General Revenue Fund (0101)	05.250	T643	861.00	861.00	---	---
General Revenue Fund (0101)	05.250	T644	5,519.00	554.00	---	4,965.00
General Revenue Fund (0101)	05.250	T646	10,274.00	---	---	10,274.00
General Revenue Fund (0101)	05.250	T664	5,225.00	3,858.49	---	1,366.51
General Revenue Fund (0101)	05.250	T665	534.00	534.00	---	---

General Revenue Fund (0101)	05.250	T666	1,826.00	---	---	1,826.00
General Revenue Fund (0101)	05.250	T669	42,463.00	34,293.63	---	8,169.37
General Revenue Fund (0101)	05.250	T670	9.00	---	---	9.00
General Revenue Fund (0101)	05.250	T671	625.00	555.91	---	69.09
General Revenue Fund (0101)	05.250	T672	9,450.00	6,575.60	---	2,874.40
General Revenue Fund (0101)	05.250	T673	5,936.00	5,936.00	---	---
General Revenue Fund (0101)	05.250	T675	380.00	150.00	---	230.00
General Revenue Fund (0101)	05.250	T676	984.00	984.00	---	---
General Revenue Fund (0101)	05.250	T678	32,631.00	21,791.63	---	10,839.37
General Revenue Fund (0101)	05.250	T679	20,737.00	19,720.42	---	1,016.58
General Revenue Fund (0101)	05.250	T680	4,016.00	2,394.04	---	1,621.96
General Revenue Fund (0101)	05.250	T681	61,649.00	50,584.32	---	11,064.68
General Revenue Fund (0101)	05.250	T685	459,480.00	375,776.34	---	83,703.66
General Revenue Fund (0101)	05.250	T690	15,859.00	12,697.59	---	3,161.41
General Revenue Fund (0101)	05.250	T692	740,916.00	591,709.62	---	149,206.38
General Revenue Fund (0101)	05.250	T693	79,136.00	72,561.78	---	6,574.22
General Revenue Fund (0101)	05.250	T694	21,985.00	12,877.70	---	9,107.30
General Revenue Fund (0101)	05.250	T695	6,431.00	6,431.00	---	---
General Revenue Fund (0101)	05.250	T696	1,045.00	886.11	---	158.89
General Revenue Fund (0101)	05.250	T697	2,404.00	2,404.00	---	---
General Revenue Fund (0101)	05.250	T698	850.00	---	---	850.00
General Revenue Fund (0101)	05.250	T699	27,431.00	12,696.00	---	14,735.00
General Revenue Fund (0101)	05.250	T700	90,891.00	45,167.69	---	45,723.31
General Revenue Fund (0101)	05.250	T701	71.00	71.00	---	---
General Revenue Fund (0101)	05.250	T703	1,127.00	814.08	---	312.92
General Revenue Fund (0101)	05.250	T723	1,601.00	1,601.00	---	---
General Revenue Fund (0101)	05.250	T725	18,379.00	14,849.84	---	3,529.16
General Revenue Fund (0101)	05.250	T726	444.00	367.73	---	76.27
General Revenue Fund (0101)	05.250	T727	128,304.00	99,151.91	---	29,152.09
General Revenue Fund (0101)	05.250	T728	57,395.00	46,101.53	---	11,293.47
General Revenue Fund (0101)	05.250	T729	4,086.00	274.00	---	3,812.00
General Revenue Fund (0101)	05.250	T730	33,771.00	30,512.37	---	3,258.63
General Revenue Fund (0101)	05.250	T731	4,491.00	4,491.00	---	---
General Revenue Fund (0101)	05.250	T732	1,322.00	820.16	---	501.84
General Revenue Fund (0101)	05.250	T733	4,320.00	926.00	---	3,394.00
General Revenue Fund (0101)	05.250	T734	145,923.00	120,418.23	---	25,504.77
General Revenue Fund (0101)	05.250	T736	29,782.00	22,545.52	---	7,236.48
General Revenue Fund (0101)	05.250	T737	127,208.00	98,405.70	---	28,802.30
General Revenue Fund (0101)	05.250	T739	25.00	---	---	25.00
General Revenue Fund (0101)	05.250	T740	2,239.00	1,661.65	---	577.35
General Revenue Fund (0101)	05.250	T741	1,019.00	840.31	---	178.69
General Revenue Fund (0101)	05.250	T743	11,421.00	10,632.35	---	788.65
General Revenue Fund (0101)	05.250	T744	721.00	---	---	721.00
General Revenue Fund (0101)	05.250	T745	4,389.00	4,389.00	---	---

**STATE OF MISSOURI  
SUMMARY OF APPROPRIATION ACTIVITY  
SPECIAL REVENUE FUNDS  
FOR THE APPROPRIATION YEAR 2014**

	H.B. No.	Appr. No.	Appropriations	Expenditures and Transfers Out	Biennial Rollovers to 2015	Lapse of Appropriations
General Revenue Fund (0101)	05.250	T746	130.00	---	---	130.00
General Revenue Fund (0101)	05.250	T747	5,483.00	3,688.21	---	1,794.79
General Revenue Fund (0101)	05.250	T748	3,422.00	2,941.67	---	480.33
General Revenue Fund (0101)	05.250	T750	1,386.00	640.00	---	746.00
General Revenue Fund (0101)	05.250	T751	10,522.00	7,699.55	---	2,822.45
General Revenue Fund (0101)	05.250	T752	7,687.00	7,687.00	---	---
General Revenue Fund (0101)	05.250	T753	67.00	67.00	---	---
General Revenue Fund (0101)	05.250	T754	4,289.00	4,289.00	---	---
General Revenue Fund (0101)	05.250	T755	52,226.00	36,154.08	---	16,071.92
General Revenue Fund (0101)	05.250	T756	92,603.00	74,524.07	---	18,078.93
General Revenue Fund (0101)	05.250	T763	217,360.00	173,311.71	---	44,048.29
General Revenue Fund (0101)	05.250	T764	4.00	---	---	4.00
General Revenue Fund (0101)	05.250	T767	817.00	817.00	---	---
General Revenue Fund (0101)	05.250	T770	7,274.00	6,201.68	---	1,072.32
General Revenue Fund (0101)	05.250	T772	651.00	651.00	---	---
General Revenue Fund (0101)	05.250	T773	1,660.00	480.00	---	1,180.00
General Revenue Fund (0101)	05.250	T776	10,528.00	10,528.00	---	---
General Revenue Fund (0101)	05.250	T777	38,751.00	36,472.20	---	2,278.80
General Revenue Fund (0101)	05.250	T778	29,078.00	10,912.00	---	18,166.00
General Revenue Fund (0101)	05.250	T779	794.00	152.00	---	642.00
General Revenue Fund (0101)	05.250	T780	21,152.00	21,092.01	---	59.99
General Revenue Fund (0101)	05.250	T781	16,569.00	10,640.39	---	5,928.61
General Revenue Fund (0101)	05.250	T782	2,793.00	2,013.95	---	779.05
General Revenue Fund (0101)	05.250	T783	14,574.00	12,378.26	---	2,195.74
General Revenue Fund (0101)	05.250	T784	778.00	724.09	---	53.91
General Revenue Fund (0101)	05.250	T785	26,892.00	22,094.04	---	4,797.96
General Revenue Fund (0101)	05.250	T787	121.00	---	---	121.00
General Revenue Fund (0101)	05.250	T788	155,716.00	121,865.00	---	33,851.00
General Revenue Fund (0101)	05.250	T789	453,352.00	376,075.52	---	77,276.48
General Revenue Fund (0101)	05.250	T791	9,449.00	8,295.97	---	1,153.03
General Revenue Fund (0101)	05.250	T792	9,661.00	8,786.01	---	874.99
General Revenue Fund (0101)	05.250	T793	35,368.00	24,286.03	---	11,081.97
General Revenue Fund (0101)	05.250	T797	12,158.00	11,819.57	---	338.43
General Revenue Fund (0101)	05.250	T799	15,191.00	14,419.68	---	771.32
General Revenue Fund (0101)	05.250	T800	129,218.00	---	---	129,218.00
General Revenue Fund (0101)	05.250	T801	2,112.00	1,156.00	---	956.00
General Revenue Fund (0101)	05.250	T803	41,893.00	35,629.83	---	6,263.17
General Revenue Fund (0101)	05.250	T804	3,743.00	1,172.00	---	2,571.00



General Revenue Fund (0101)	05.250	T805	9,490.00	8,477.57	---	1,012.43
General Revenue Fund (0101)	05.250	T806	51,629.00	44,830.46	---	6,798.54
General Revenue Fund (0101)	05.250	T807	5,784.00	4,257.86	---	1,526.14
General Revenue Fund (0101)	05.250	T808	84,684.00	69,125.83	---	15,558.17
General Revenue Fund (0101)	05.250	T809	3,654.00	1,324.00	---	2,330.00
General Revenue Fund (0101)	05.250	T810	849.00	---	---	849.00
General Revenue Fund (0101)	05.250	T816	2,143.00	1,880.08	---	262.92
General Revenue Fund (0101)	05.250	T817	10,002.00	1,400.00	---	8,602.00
General Revenue Fund (0101)	05.250	T818	76,866.00	1,864.00	---	75,002.00
General Revenue Fund (0101)	05.250	T819	26.00	---	---	26.00
General Revenue Fund (0101)	05.250	T823	341.00	245.74	---	95.26
General Revenue Fund (0101)	05.250	T825	1,375.00	---	---	1,375.00
General Revenue Fund (0101)	05.250	T826	188.00	188.00	---	---
General Revenue Fund (0101)	05.250	T827	1,454.00	1,097.91	---	356.09
General Revenue Fund (0101)	05.250	T830	1,649.00	---	---	1,649.00
General Revenue Fund (0101)	05.250	T831	1,125.00	980.44	---	144.56
General Revenue Fund (0101)	05.250	T832	17.00	---	---	17.00
General Revenue Fund (0101)	05.250	T833	2.00	---	---	2.00
General Revenue Fund (0101)	05.250	T837	391.00	391.00	---	---
General Revenue Fund (0101)	05.250	T838	25,500.00	9,016.00	---	16,484.00
General Revenue Fund (0101)	05.250	T839	415.00	311.71	---	103.29
General Revenue Fund (0101)	05.250	T840	734.00	413.93	---	320.07
General Revenue Fund (0101)	05.250	T841	15,591.00	---	---	15,591.00
General Revenue Fund (0101)	05.250	T844	3,753.00	2,307.88	---	1,445.12
General Revenue Fund (0101)	05.250	T845	827.00	529.84	---	297.16
General Revenue Fund (0101)	05.250	T846	457.00	386.45	---	70.55
General Revenue Fund (0101)	05.250	T848	471.00	356.42	---	114.58
General Revenue Fund (0101)	05.250	T850	368,680.00	456.76	---	368,223.24
General Revenue Fund (0101)	05.250	T854	15.00	---	---	15.00
General Revenue Fund (0101)	05.250	T856	2,806.00	1,072.00	---	1,734.00
General Revenue Fund (0101)	05.250	T862	162.00	---	---	162.00
General Revenue Fund (0101)	05.250	T863	952.00	---	---	952.00
General Revenue Fund (0101)	05.250	T864	6,900.00	2,542.00	---	4,358.00
General Revenue Fund (0101)	05.250	T865	35,887.00	---	---	35,887.00
General Revenue Fund (0101)	05.250	T866	1,299.00	---	---	1,299.00
General Revenue Fund (0101)	05.250	T868	7,114.00	4,354.38	---	2,759.62
General Revenue Fund (0101)	05.250	T870	24.00	---	---	24.00
General Revenue Fund (0101)	05.250	T872	10,222.00	808.00	---	9,414.00
General Revenue Fund (0101)	05.250	T875	20,765.00	20,765.00	---	---
General Revenue Fund (0101)	05.250	T877	6.00	---	---	6.00
General Revenue Fund (0101)	05.250	T878	40,252.00	40,252.00	---	---

**STATE OF MISSOURI  
SUMMARY OF APPROPRIATION ACTIVITY  
SPECIAL REVENUE FUNDS  
FOR THE APPROPRIATION YEAR 2014**

	H.B. No.	Appr. No.	Appropriations	Expenditures and Transfers Out	Biennial Rollovers to 2015	Lapse of Appropriations
Water Pollution Control Bond and Interest - Series A 2010 Fund (0209)	01.020	T883	1,107,893.02	1,107,893.02	---	---
Water Pollution Control Bond and Interest - Series A 2012 Fund (0213)	01.020	T883	492,185.80	492,185.80	---	---
Water Pollution Control Bond and Interest - Series A 2005 Fund (0218)	01.020	T883	446,669.18	446,669.18	---	---
Labor and Industrial Relations Administrative Fund (0122)	07.810	T892	965,270.00	731,952.00	---	233,318.00
DIFP Administrative Fund (0503)	07.405	T894	40,000.00	13,661.71	---	26,338.29
DIFP Administrative Fund (0503)	07.405	T895	125,000.00	69,068.74	---	55,931.26
Social Security Contributions Fund (0702)	05.455	T900	7,653,957.00	6,828,756.63	---	825,200.37
Professional Registration Fees Fund (0689)	07.545	T903	200,000.00	---	---	200,000.00
Natural Resources Cost Allocation Fund (0500)	06.330	T904	40,712.00	33,803.00	---	6,909.00
Railroad Expense Fund (0659)	04.525	T907	100,000.00	---	---	100,000.00
General Revenue Fund (0101)	05.250	T913	8,354.00	7,737.52	---	616.48
General Revenue Fund (0101)	05.250	T925	1.00	---	---	1.00
General Revenue Fund (0101)	05.250	T926	105.00	---	---	105.00
State School Money Fund (0616)	02.270	T961	1,500,000.00	1,433,378.40	---	66,621.60
General Revenue Fund (0101)	05.250	T965	11,094.00	7,712.45	---	3,381.55
General Revenue Fund (0101)	05.250	T966	9,610.00	7,125.62	---	2,484.38
General Revenue Fund (0101)	05.250	T969	941.00	878.35	---	62.65
General Revenue Fund (0101)	05.250	T971	417.00	---	---	417.00
General Revenue Fund (0101)	07.535	T982	1,000.00	---	---	1,000.00
Professional Registration Fees Fund (0689)	07.540	T983	4,067.00	3,830.57	---	236.43
General Revenue Fund (0101)	04.150	T989	9,419.00	195.28	---	9,223.72
Subtotals			<u>1,978,403,086.00</u>	<u>1,758,204,159.46</u>	<u>10,000,000.00</u>	<u>210,198,926.54</u>
Totals			<u>\$ 6,936,138,943.00</u>	<u>\$ 5,870,537,097.40</u>	<u>\$ 103,050,882.37</u>	<u>\$ 962,550,963.23</u>

**STATE OF MISSOURI  
SUMMARY OF APPROPRIATION ACTIVITY  
DEBT SERVICE FUNDS  
FOR THE APPROPRIATION YEAR 2014**

<b><u>OFFICE OF ADMINISTRATION</u></b>	<b><u>H.B. No.</u></b>	<b><u>Appr. No.</u></b>	<b><u>Appropriations</u></b>	<b><u>Expenditures and Transfers Out</u></b>	<b><u>Biennial Rollovers to 2015</u></b>	<b><u>Lapse of Appropriations</u></b>
<b><u>Board Fund Commissioners</u></b>						
Water Pollution Control Bond and Interest - Series A 2003 Fund (0203) STATE WPC BONDS	01.025	6903	\$ 5,337,550.00	\$ 5,337,550.00	\$ ---	\$ ---
Fourth State Building Bond and Interest - Series A 2005 Fund (0206) 4TH STATE BUILDING BONDS	01.015	1111	1,637,500.00	1,637,500.00	---	---
Water Pollution Control Bond and Interest - Series A 2007 Fund (0207) STATE WPC BONDS	01.025	2037	1,978,332.00	1,978,331.26	---	0.74
Water Pollution Control Bond and Interest - Series A 2010 Fund (0209) STATE WPC BONDS	01.025	7806	9,664,050.00	9,664,050.00	---	---
Fourth State Building Bond and Interest - Series A 2010 Fund (0210) 4TH STATE BUILDING BONDS	01.015	7804	1,075,250.00	1,075,250.00	---	---
Stormwater Control Bond and Interest - Series A 2010 Fund (0211) STORMWATER CNTRL BONDS	01.035	7805	1,799,350.00	1,799,350.00	---	---
Fourth State Building Bond and Interest - Series A 2010 Fund (0212) 4TH STATE BUILDING BONDS	01.015	8405	10,687,225.00	10,687,225.00	---	---
Water Pollution Control Bond and Interest - Series A 2012 Fund (0213) STATE WPC BONDS	01.025	8406	15,141,275.00	15,141,275.00	---	---
Water Pollution Control Bond and Interest - Series A 2005 Fund (0218) STATE WPC BONDS	01.025	1119	18,436,250.00	18,436,250.00	---	---
Stormwater Control Bond and Interest - Series A 2005 Fund (0219) STORMWATER CNTRL BONDS	01.035	1120	3,797,500.00	3,797,500.00	---	---
Stormwater Control Bond and Interest - Series A 2002 Fund (0239) STORMWATER CNTRL BONDS	01.035	5199	570,500.00	570,500.00	---	---

**DEPARTMENT OF TRANSPORTATION**

State Road Bond Fund (0319)							
DEBT SERVICE ON BONDS	04.410	7485	<u>139,018,000.00</u>	<u>138,929,017.70</u>	<u>---</u>	<u>88,982.30</u>	
Subtotals			<u>209,142,782.00</u>	<u>209,053,798.96</u>	<u>---</u>	<u>88,983.04</u>	
<b>Appropriated Transfers Out To:</b>							
General Revenue Fund (0101)	14.005	T881	44,800.00	43,548.53	---	1,251.47	
General Revenue Fund (0101)	14.005	T888	<u>12,200.00</u>	<u>10,834.97</u>	<u>---</u>	<u>1,365.03</u>	
Subtotals			<u>57,000.00</u>	<u>54,383.50</u>	<u>---</u>	<u>2,616.50</u>	
Totals			<u>\$ 209,199,782.00</u>	<u>\$ 209,108,182.46</u>	<u>\$ ---</u>	<u>\$ 91,599.54</u>	

**STATE OF MISSOURI  
SUMMARY OF APPROPRIATION ACTIVITY  
CAPITAL PROJECTS FUNDS  
FOR THE APPROPRIATION YEAR 2014**

	H.B. No.	Appr. No.	Appropriations	Expenditures and Transfers Out	Biennial Rollovers to 2015	Lapse of Appropriations
<b><u>OFFICE OF ADMINISTRATION</u></b>						
Fifth State Building Bond Proceeds Fund (0314) BONDING PROJECTS	19.005	8634	\$ 1.00	\$ ---	\$ 1.00	\$ ---
<b><u>Division of Accounting</u></b>						
Veterans' Commission Capital Improvement Trust Fund (0304) UNEMPLOYMENT BENEFITS	05.480	6893	5,017.00	649.69	---	4,367.31
State Road Fund (0320) UNEMPLOYMENT BENEFITS	05.480	1141	660,185.00	391,025.49	---	269,159.51
<b><u>Information Technology Services Division</u></b>						
Veterans' Commission Capital Improvement Trust Fund (0304) DPS IT CONSOLIDATION E&E	05.020	1338	44,980.00	44,304.62	---	675.38
<b><u>DEPARTMENT OF TRANSPORTATION</u></b>						
State Road Fund (0320) FLEET FAC & INFO SYS E&E	04.430	0118	58,749,799.00	51,647,590.79	---	7,102,208.21
DEBT SERVICE ON BONDS	04.410	3550	154,001,750.00	154,000,960.99	---	789.01
MAINTENANCE E&E	04.420	4399	218,437,298.00	202,437,026.79	---	16,000,271.21
CONSTRUCTION E&E	04.410	4402	19,576,496.00	18,636,065.86	---	940,430.14
CONSTRUCTION	04.410	4403	964,034,011.00	907,275,559.79	---	56,758,451.21
ADMINISTRATION PS	04.400	7435	18,092,652.00	16,811,847.93	---	1,280,804.07
ADMINISTRATION E&E	04.400	7436	6,579,562.00	5,848,214.08	---	731,347.92
FRINGES ADMIN PS	04.405	7438	12,471,061.00	10,959,139.20	---	1,511,921.80
FRINGES ADMIN E&E	04.405	7439	14,565,765.00	13,514,868.76	---	1,050,896.24
CONSTRUCTION PS	04.410	7440	64,987,950.00	61,272,625.52	---	3,715,324.48
FRINGES CONSTRUCTION PS	04.405	7443	45,328,542.00	41,083,674.53	---	4,244,867.47
FRINGES CONSTRUCTION E&E	04.405	7444	456,307.00	455,627.81	---	679.19
MAINTENANCE PS	04.420	7445	137,946,508.00	132,245,712.66	---	5,700,795.34
FRINGES MAINTENANCE PS	04.405	7448	102,015,953.00	92,948,920.98	---	9,067,032.02
FRINGES MAINTENANCE E&E	04.405	7449	6,288,445.00	6,287,267.38	---	1,177.62
FLEET FAC & INFO SYS PS	04.430	7464	13,825,716.00	10,484,168.23	---	3,341,547.77
FRINGES FLT FAC&INFO-PS	04.405	7466	9,402,328.00	7,118,278.44	---	2,284,049.56
FRINGES FLT FAC&INFO-E&E	04.405	7467	204,117.00	203,409.59	---	707.41

MULTIMODAL OPS ADMIN PS	04.445	7468	436,794.00	422,002.78	---	14,791.22
FRINGES MULTIMODAL PS	04.405	7469	305,740.00	251,226.12	---	54,513.88
MULTIMODAL OPS ADMIN E&E	04.445	8904	24,852.00	21,342.29	---	3,509.71
State Road Fund - Series 2008 Fund (0321)						
CONSTRUCTION BONDS	04.410	2622	1.00	---	---	1.00

**DEPARTMENT OF NATURAL RESOURCES**

**Division of Environmental Quality**

Stormwater - Series A 2002 - 37H Fund (0302)						
STORMWATER GRANTS	06.230	6137	10,000.00	---	---	10,000.00
Water Pollution Control Series A 2007 - 37G Fund (0329)						
RURAL WTR SWR GRNT & LOAN	06.230	3263	10,000.00	---	---	10,000.00
Water Pollution Control Series A 2007 - 37E Fund (0330)						
WASTEWATER FACILITY GRANT	06.230	3260	10,000.00	---	---	10,000.00
RURAL WTR SWR GRNT & LOAN	06.230	3262	10,000.00	---	---	10,000.00

**DEPARTMENT OF PUBLIC SAFETY**

Veterans' Commission Capital Improvement Trust Fund (0304)						
DPS-INSTITUTIONAL	13.015	7735	2,786,011.00	2,786,011.00	---	---
CRITICAL M&R	17.005	7971	107,662.00	107,662.00	---	---
PUBLIC SAFETY LEASING	13.005	8315	124,913.00	101,230.29	---	23,682.71
PUBLIC SAFETY STATE OWNED	13.010	8316	116,783.00	116,782.56	---	0.44
CRITICAL M&R	18.010	8575	1,000,000.00	52,202.43	947,797.57	---

**Adjutant General**

Veterans' Commission Capital Improvement Trust Fund (0304)						
VETS RECOGNITION PRG E&E	08.245	3430	136,732.00	6,662.33	---	130,069.67
VETS RECOGNITION PRG PS	08.245	6843	91,715.00	77,286.00	---	14,429.00

**Missouri Veterans Commission**

Veterans' Commission Capital Improvement Trust Fund (0304)						
VETERANS HOMES PS	08.180	0639	28,610.00	24,099.00	---	4,511.00
ADMIN & SERVICE PS	08.170	4481	3,498,093.00	3,305,920.69	---	192,172.31
ADMIN & SERVICE E&E	08.170	4482	1,307,855.00	1,061,216.35	---	246,638.65
VETERANS SVS OFFICER PRGM	08.175	5052	1,600,000.00	1,382,206.17	---	217,793.83
MVC CRITICAL CI PROJECTS	17.100	8107	1,535,136.00	712,677.08	822,458.92	---

**STATE OF MISSOURI  
SUMMARY OF APPROPRIATION ACTIVITY  
CAPITAL PROJECTS FUNDS  
FOR THE APPROPRIATION YEAR 2014**

	H.B. No.	Appr. No.	Appropriations	Expenditures and Transfers Out	Biennial Rollovers to 2015	Lapse of Appropriations
STL VETS STORAGE BLDG	19.035	8570	1,076,625.00	---	1,076,625.00	---
ELEC MEDICAL RECORDS	19.040	8572	2,362,500.00	---	2,362,500.00	---
MVC CAMERON M&R PROJECTS	18.040	8622	524,300.00	---	524,300.00	---
MVC CAPE GIRARDEAU M&R	18.040	8624	3,966,030.00	---	3,966,030.00	---
MVC MEXICO M&R PROJECTS	18.040	8626	791,350.00	---	791,350.00	---
MVC ST JAMES M&R PROJS	18.040	8628	6,202,980.00	---	6,202,980.00	---
MVC WARRNSBG NURSE & FIRE	18.040	8630	1,460,249.00	---	1,460,249.00	---
ANTI WANDER SYSTEMS	19.045	8636	2,362,500.00	85,485.47	2,277,014.53	---
ELECTRONIC MEDICAL RECRDS	08.182	8685	2,362,500.00	---	---	2,362,500.00
Subtotals			1,881,924,374.00	1,744,180,951.69	20,431,306.02	117,312,116.29
<b>Appropriated Transfers Out To:</b>						
General Revenue Fund (0101)	05.525	T285	381.00	381.00	---	---
Social Security Contributions Fund (0702)	05.450	T293	17,914,808.00	16,206,924.14	---	1,707,883.86
State Retirement Contributions Fund (0701)	05.465	T297	853,051.00	798,570.58	---	54,480.42
Missouri Consolidated Health Care Plan Benefit Fund (0765)	05.490	T304	961,612.00	961,610.65	---	1.35
Missouri Veterans' Homes Fund (0460)	08.185	T405	30,000,000.00	7,600,000.00	---	22,400,000.00
General Revenue Fund (0101)	05.250	T702	80,464.00	1,218.00	---	79,246.00
Subtotals			49,810,316.00	25,568,704.37	---	24,241,611.63
Totals			<u>\$ 1,931,734,690.00</u>	<u>\$ 1,769,749,656.06</u>	<u>\$ 20,431,306.02</u>	<u>\$ 141,553,727.92</u>

**STATE OF MISSOURI  
SUMMARY OF APPROPRIATION ACTIVITY  
PERMANENT FUNDS  
FOR THE APPROPRIATION YEAR 2014**

	H.B. No.	Appr. No.	Appropriations	Expenditures and Transfers Out	Biennial Rollovers to 2015	Lapse of Appropriations
<b><u>DEPARTMENT OF HEALTH AND SENIOR SERVICES</u></b>						
<b><u>Division of Community and Public Health</u></b>						
Champ W. Smith and Mary C. Smith Memorial Endowment Trust Fund (0873)						
CHILD W/SPECIAL NEEDS	10.650	7727	\$ 35,000.00	\$ 790.78	\$ ---	\$ 34,209.22
<b><u>DEPARTMENT OF NATURAL RESOURCES</u></b>						
Confederate Memorial Park Fund (0812)						
REFUND ACCOUNTS	06.315	3546	165.00	---	---	165.00
Subtotals			<u>35,165.00</u>	<u>790.78</u>	<u>---</u>	<u>34,374.22</u>
<b>Appropriated Transfers Out To:</b>						
General Revenue Fund (0101)	05.250	T822	4.00	---	---	4.00
General Revenue Fund (0101)	05.250	T853	8.00	---	---	8.00
General Revenue Fund (0101)	05.250	T968	1.00	---	---	1.00
Subtotals			<u>13.00</u>	<u>---</u>	<u>---</u>	<u>13.00</u>
Totals			<u>\$ 35,178.00</u>	<u>\$ 790.78</u>	<u>\$ ---</u>	<u>\$ 34,387.22</u>



**STATE OF MISSOURI  
SUMMARY OF APPROPRIATION ACTIVITY  
ENTERPRISE FUNDS  
FOR THE APPROPRIATION YEAR 2014**

	H.B. No.	Appr. No.	Appropriations	Expenditures and Transfers Out	Biennial Rollovers to 2015	Lapse of Appropriations
<b><u>EXECUTIVE</u></b>						
<b><u>Attorney General</u></b>						
Petroleum Storage Tank Insurance Fund (0585)						
ATTORNEY GENERAL PS	12.195	4203	\$ 25,735.00	\$ 25,735.00	\$ ---	\$ ---
Lottery Enterprise Fund (0657)						
ATTORNEY GENERAL PS	12.195	3335	56,132.00	56,132.00	---	---
ATTORNEY GENERAL ST OWNED	13.010	7785	4,727.00	4,726.56	---	0.44
<b><u>OFFICE OF ADMINISTRATION</u></b>						
<b><u>Division of Accounting</u></b>						
State Fair Fee Fund (0410)						
UNEMPLOYMENT BENEFITS	05.480	5991	17,201.00	7,396.06	---	9,804.94
State Park Earnings Fund (0415)						
UNEMPLOYMENT BENEFITS	05.480	5992	27,465.00	8,925.03	---	18,539.97
Missouri Veterans' Homes Fund (0460)						
UNEMPLOYMENT BENEFITS	05.480	5993	234,198.00	234,196.48	---	1.52
Lottery Enterprise Fund (0657)						
UNEMPLOYMENT BENEFITS	05.480	6146	4,752.00	4,186.35	---	565.65
<b><u>Information Technology Services Division</u></b>						
Federal Surplus Property Fund (0407)						
OA IT CONSOLIDATION E&E	05.020	3605	12,639.00	495.08	---	12,143.92
Single-Purpose Animal Facilities Loan Program Fund (0408)						
MDA IT CONSOLIDATION E&E	05.020	1342	1,155.00	809.35	---	345.65
State Fair Fee Fund (0410)						
MDA IT CONSOLIDATION PS	05.020	1343	10.00	---	---	10.00
MDA IT CONSOLIDATION E&E	05.020	1344	9,614.00	9,614.00	---	---
Missouri Veterans' Homes Fund (0460)						
DPS IT CONSOLIDATION PS	05.020	1349	387,844.00	297,917.60	---	89,926.40
DPS IT CONSOLIDATION E&E	05.020	1350	564,952.00	370,943.18	---	194,008.82
Missouri Wine and Grape Fund (0787)						
MDA IT CONSOLIDATION PS	05.020	1991	5.00	---	---	5.00
MDA IT CONSOLIDATION E&E	05.020	1993	10,112.00	2,936.57	---	7,175.43

**Division of Purchasing and Materials****Management**

## Federal Surplus Property Fund (0407)

FIXED PRICE VEHICLE PRGM	05.055	0825	1,495,994.00	1,493,940.77	---	2,053.23
SURPLUS PROP RECYCLE PS	05.060	7018	47,153.00	47,113.00	---	40.00
SURPLUS PROPERTY PS	05.055	9347	765,994.00	566,006.28	---	199,987.72
SURPLUS PROPERTY E&E	05.055	9348	495,698.00	321,648.64	---	174,049.36
SURPLUS PROP RECYCLE E&E	05.060	9349	50,322.00	50,240.45	---	81.55

**DEPARTMENT OF AGRICULTURE**Single-Purpose Animal Facilities Loan Program  
Fund (0408)

AGRICULTURE STATE OWNED	13.010	7680	4,290.00	4,289.52	---	0.48
-------------------------	--------	------	----------	----------	-----	------

## State Fair Fee Fund (0410)

AGRICULTURE INSTITUTIONAL	13.015	7687	497,177.00	497,177.00	---	---
---------------------------	--------	------	------------	------------	-----	-----

## Missouri Wine and Grape Fund (0787)

AGRICULTURE STATE OWNED	13.010	8404	2,719.00	2,718.12	---	0.88
-------------------------	--------	------	----------	----------	-----	------

**Office of the Director**

## Missouri Wine and Grape Fund (0787)

DIRECTOR'S OFFICE PS	06.005	7928	58,924.00	53,370.24	---	5,553.76
DIRECTOR'S OFFICE E&E	06.005	7929	6,727.00	---	---	6,727.00

**Agric Business Development Division**Single-Purpose Animal Facilities Loan Program  
Fund (0408)

AG&SMALL BUS DEV AUTH PS	06.050	1790	109,771.00	69,798.53	---	39,972.47
AG&SMALL BUS DEV AUTH E&E	06.050	1795	9,364.00	2,070.44	---	7,293.56

Single-Purpose Animal Facilities Loan Guarantee  
Fund (0409)

SINGL ANIMAL FAC LOAN PRG	06.060	6887	201,046.00	---	---	201,046.00
---------------------------	--------	------	------------	-----	-----	------------

Agricultural Product Utilization and Business  
Development Loan Guarantee Fund (0411)

MO VALUE-ADDED LOAN PRG	06.070	6888	624,501.00	6,010.53	---	618,490.47
-------------------------	--------	------	------------	----------	-----	------------

## Agricultural Product Utilization Grant Fund (0413)

ABATTOIR	06.040	8279	200,000.00	134,430.00	---	65,570.00
BEEF EXCELLENCE PROGRAM	06.040	8297	100,000.00	100,000.00	---	---

## Missouri Wine and Grape Fund (0787)

WINE AND GRAPE BOARD E&E	06.045	2107	1,598,695.00	1,505,288.65	---	93,406.35
WINE AND GRAPE BOARD PS	06.045	2130	260,337.00	202,680.71	---	57,656.29

**STATE OF MISSOURI  
SUMMARY OF APPROPRIATION ACTIVITY  
ENTERPRISE FUNDS  
FOR THE APPROPRIATION YEAR 2014**

	H.B. No.	Appr. No.	Appropriations	Expenditures and Transfers Out	Biennial Rollovers to 2015	Lapse of Appropriations
<b><u>Missouri State Fair</u></b>						
State Fair Fee Fund (0410)						
FUNDING TO START FAIR	06.125	0228	74,250.00	69,540.00	---	4,710.00
STATE FAIR ADMIN PS	06.120	0270	1,309,240.00	957,190.36	---	352,049.64
STATE FAIR ADMIN E&E	06.120	0274	2,553,468.00	2,306,576.10	---	246,891.90
STATE FAIR EQUIP REPLACE	06.130	1878	165,962.00	1,200.00	---	164,762.00
<b><u>DEPARTMENT OF NATURAL RESOURCES</u></b>						
State Park Earnings Fund (0415)						
SALES TAX GR REIMBURSE	06.320	2379	240,000.00	49,517.55	---	190,482.45
REFUND ACCOUNTS	06.315	2737	34,946.00	11,805.46	---	23,140.54
Natural Resources Revolving Services Fund (0425)						
DNR REVOLVING FUND	06.310	2132	3,001,745.00	2,298,274.83	---	703,470.17
SALES TAX GR REIMBURSE	06.320	3085	10,000.00	1,118.93	---	8,881.07
REFUND ACCOUNTS	06.315	3372	1,419.00	600.00	---	819.00
Historic Preservation Revolving Fund (0430)						
REFUND ACCOUNTS	06.315	3373	165.00	---	---	165.00
Petroleum Storage Tank Insurance Fund (0585)						
PETROLEUM RELATED ACT PS	06.235	0925	699,918.00	696,215.86	---	3,702.14
PETROLEUM REALTED ACT E&E	06.235	0926	68,354.00	68,199.80	---	154.20
<b><u>Petroleum Storage Tank Insurance Board</u></b>						
Petroleum Storage Tank Insurance Fund (0585)						
PETRO STORAGE TANK REFUND	06.280	2880	70,000.00	35,173.38	---	34,826.62
PETRO STORAGE TANK BD PS	06.280	3532	192,943.00	123,267.68	---	69,675.32
PETRO STORAGE TANK BD E&E	06.280	3533	2,095,354.00	1,333,092.04	---	762,261.96
PETRO STORAGE TANK INSUR	06.280	3534	20,000,000.00	12,128,459.04	---	7,871,540.96
<b><u>Environmental Improvement and Energy Resources</u></b>						
State Environmental Improvement Authority Fund (0654)						
EIERA	06.340	8029	1.00	---	---	1.00

**Department Operations**

## State Park Earnings Fund (0415)

DT OP-CONTRACT AUDITS E&E	06.200	2293	100,000.00	19,159.24	---	80,840.76
Natural Resources Revolving Services Fund (0425)						
DEPT OPERATIONS PS	06.200	2141	41,256.00	25,586.52	---	15,669.48
DEPT OPERATIONS E&E	06.200	2143	5,129.00	225.72	---	4,903.28

**Missouri Geological Survey**

## Natural Resources Revolving Services Fund (0425)

DGLS OPERATION PS	06.260	1907	12,500.00	12,495.84	---	4.16
-------------------	--------	------	-----------	-----------	-----	------

**Missouri State Parks**

## State Park Earnings Fund (0415)

STATE PARK OPERATION PS	06.285	1940	1,445,762.00	950,891.08	---	494,870.92
STATE PARK OPERATION E&E	06.285	1941	1,681,740.00	1,222,855.47	---	458,884.53
DNR WATER WASTE IMPROV	17.020	6595	530,921.00	155,294.94	375,626.06	---
DNR ROADS PARKING TRAILS	17.025	6596	603,288.00	96,209.67	507,078.33	---
DNR SPENDING AUTHORITY	17.030	6599	37,026,356.00	281,958.79	36,744,397.21	---
IMPROVEMENTS ST PARKS	17.035	6601	1,400,000.00	124,680.04	1,275,319.96	---
GIFTS TO PARKS	06.285	7816	1,990,000.00	55,639.80	---	1,934,360.20
PARKS RESALE	06.285	7817	1,010,000.00	966,208.45	---	43,791.55
PARKS CONCESSIONS DEFAULT	06.285	7818	199,350.00	56,385.13	---	142,964.87
STATE PARK GRANTS	06.285	7820	250,000.00	36,090.41	---	213,909.59
DNR WATER WASTE IMPROV	17.045	7991	814,460.00	254,080.83	560,379.17	---
DNR ROADS PARKING TRAILS	17.055	7994	774,676.00	288,608.87	486,067.13	---
IMPROVEMENTS STATE PARKS	17.060	8068	1,400,000.00	198,221.71	1,201,778.29	---
LAND PURCHASES ST PARKS	17.065	8069	500,000.00	500,000.00	---	---
INTER EXHIBITS ST PARKS	17.070	8072	292,467.00	16,101.08	276,365.92	---
IMPROVEMENTS STATE PARKS	19.015	8533	1,483.00	1,482.15	0.85	---
LAND PURCHASES ST PARKS	19.015	8534	1,300,000.00	886,770.59	413,229.41	---
DNR CI SPENDING AUTHORITY	19.015	8564	1,000,000.00	574.24	999,425.76	---
INTER EXHIBITS ST PARKS	19.015	8565	9,148.00	9,147.60	0.40	---
DNR WATER WASTE IMPROV	18.030	8586	20,475.00	20,475.00	---	---
DNR ROADS PARKING TRAILS	18.030	8589	9,567.00	9,566.88	0.12	---
DNR M&R SPENDING AUTHORITY	18.030	8591	1,000,000.00	---	1,000,000.00	---
PARKS CONCESSIONS DEFAULT PS	06.285	8764	145,000.00	137,766.34	---	7,233.66
Historic Preservation Revolving Fund (0430)						
HISTORIC PRESERVATION PS	06.290	1885	195,836.00	144,080.04	---	51,755.96
HISTORIC PRESERVATION E&E	06.290	1886	31,314.00	17,259.82	---	14,054.18
HISTORIC PRESERV GRANTS	06.290	7823	1,807,243.00	---	---	1,807,243.00
HISTORIC PROPERTIES	18.030	8592	1,000,000.00	---	1,000,000.00	---

**STATE OF MISSOURI  
SUMMARY OF APPROPRIATION ACTIVITY  
ENTERPRISE FUNDS  
FOR THE APPROPRIATION YEAR 2014**

	H.B. No.	Appr. No.	Appropriations	Expenditures and Transfers Out	Biennial Rollovers to 2015	Lapse of Appropriations
<b><u>DEPARTMENT OF PUBLIC SAFETY</u></b>						
<b><u>State Highway Patrol</u></b>						
State Park Earnings Fund (0415)						
MARINE MAINTENANCE FAC	17.090	8128	750,000.00	746,212.84	3,787.16	---
<b><u>Missouri Veterans Commission</u></b>						
Missouri Veterans' Homes Fund (0460)						
VETERANS HOMES PS	08.180	2342	51,139,787.00	48,170,842.68	---	2,968,944.32
VETERANS HOMES E&E	08.180	2344	22,118,246.00	19,681,727.95	---	2,436,518.05
REFUNDS	08.180	4570	1,274,400.00	561,432.24	---	712,967.76
VETERANS HOMES OVERTIME	08.180	7110	1,553,288.00	1,553,280.81	---	7.19
ADMIN & SERVICE PS	08.170	8735	515,757.00	393,986.01	---	121,770.99
ADMIN & SERVICE E&E	08.170	8737	131,588.00	95,342.29	---	36,245.71
<b><u>DEPARTMENT OF REVENUE</u></b>						
<b><u>Taxation Division</u></b>						
Petroleum Storage Tank Insurance Fund (0585)						
TAXATION PS	04.010	1704	27,307.00	23,493.66	---	3,813.34
TAXATION E&E	04.010	1705	1,071.00	---	---	1,071.00
<b><u>Missouri Lottery Commission</u></b>						
Lottery Enterprise Fund (0657)						
LOTTERY LEASING	13.005	3307	341,712.00	334,389.88	---	7,322.12
LOTTERY COMMISSION PRIZES	04.180	6215	162,800,590.00	162,800,589.71	---	0.29
LOTTERY INSTITUTIONAL	13.015	7669	120,775.00	120,775.00	---	---
LOTTERY ADVERTISING PD	04.175	8652	16,000,000.00	16,000,000.00	---	---
LOTTERY COMMISSION PS	04.175	9156	6,829,466.00	6,614,484.72	---	214,981.28
LOTTERY COMMISSION E&E	04.175	9157	36,218,992.00	35,095,929.21	---	1,123,062.79
Subtotals			<u>394,823,968.00</u>	<u>324,841,330.42</u>	<u>44,843,455.77</u>	<u>25,139,181.81</u>

**Appropriated Transfers Out To:**

General Revenue Fund (0101)	05.250	T044	19,209.00	16,358.33	---	2,850.67
Natural Resources Cost Allocation Fund (0500)	06.330	T062	73,886.00	67,532.00	---	6,354.00
Natural Resources Cost Allocation Fund (0500)	06.330	T063	2,532.00	2,313.00	---	219.00
Natural Resources Cost Allocation Fund (0500)	06.330	T070	36,155.00	33,046.00	---	3,109.00
Natural Resources Cost Allocation Fund (0500)	06.330	T088	559,157.00	459,750.00	---	99,407.00
Natural Resources Cost Allocation Fund (0500)	06.330	T089	19,162.00	15,756.00	---	3,406.00
Natural Resources Cost Allocation Fund (0500)	06.330	T097	114,051.00	93,775.00	---	20,276.00
Lottery Proceeds Fund (0291)	04.185	T275	298,563,214.00	267,324,620.00	---	31,238,594.00
General Revenue Fund (0101)	05.525	T285	1,792,309.00	1,792,309.00	---	---
Social Security Contributions Fund (0702)	05.450	T293	4,997,356.00	4,419,635.38	---	577,720.62
State Retirement Contributions Fund (0701)	05.465	T297	10,594,591.00	10,337,862.94	---	256,728.06
Missouri Consolidated Health Care Plan						
Benefit Fund (0765)	05.490	T304	13,725,197.00	13,725,194.08	---	2.92
Natural Resources Cost Allocation Fund (0500)	06.330	T320	804,901.00	694,676.00	---	110,225.00
Natural Resources Cost Allocation Fund (0500)	06.330	T322	27,583.00	23,806.00	---	3,777.00
Natural Resources Cost Allocation Fund (0500)	06.330	T327	123,960.00	102,701.00	---	21,259.00
Social Services and Other Sources Fund (0610)	05.065	T432	30,000.00	30,000.00	---	---
General Revenue Fund (0101)	05.250	T495	2,196.00	2,196.00	---	---
State Highways and Transportation						
Department Fund (0644)	04.160	T534	1,250,000.00	1,196,602.00	---	53,398.00
General Revenue Fund (0101)	05.245	T541	42,505.00	---	---	42,505.00
General Revenue Fund (0101)	05.250	T704	2,026.00	1,617.51	---	408.49
General Revenue Fund (0101)	05.250	T705	49,456.00	40,766.17	---	8,689.83
General Revenue Fund (0101)	05.250	T707	107,764.00	96,634.15	---	11,129.85
General Revenue Fund (0101)	05.250	T709	28,930.00	1,422.00	---	27,508.00
General Revenue Fund (0101)	05.250	T710	2,798.00	136.00	---	2,662.00
General Revenue Fund (0101)	05.250	T711	310,106.00	264,525.52	---	45,580.48
General Revenue Fund (0101)	05.250	T749	131,658.00	78,768.21	---	52,889.79
Subtotals			<u>333,410,702.00</u>	<u>300,822,002.29</u>	---	<u>32,588,699.71</u>
Totals			<u>\$ 728,234,670.00</u>	<u>\$ 625,663,332.71</u>	<u>\$ 44,843,455.77</u>	<u>\$ 57,727,881.52</u>

**STATE OF MISSOURI  
SUMMARY OF APPROPRIATION ACTIVITY  
INTERNAL SERVICE FUNDS  
FOR THE APPROPRIATION YEAR 2014**

	H.B. No.	Appr. No.	Appropriations	Expenditures and Transfers Out	Biennial Rollovers to 2015	Lapse of Appropriations
<b><u>LEGISLATURE</u></b>						
<b><u>Senate</u></b>						
Senate Revolving Fund (0535)						
SENATE CONTINGENT EXP	12.500	4505	\$ 40,000.00	\$ ---	---	\$ 40,000.00
<b><u>House of Representatives</u></b>						
House of Representatives Revolving Fund (0520)						
HOUSE REVOLVING FUND	12.505	3165	45,000.00	5,245.59	---	39,754.41
<b><u>JUDICIARY</u></b>						
<b><u>Judicial Proceedings and Review</u></b>						
Supreme Court Publications Revolving Fund (0525)						
JUD PROCEED & REVIEW E&E	12.300	4506	150,000.00	57,785.97	---	92,214.03
<b><u>EXECUTIVE</u></b>						
<b><u>State Treasurer</u></b>						
Central Check Mailing Service Revolving Fund (0515)						
STATE TREASURER PS	12.150	0843	11,894.00	9,905.00	---	1,989.00
STATE TREASURER E&E	12.150	2212	225,000.00	62,762.13	---	162,237.87
<b><u>OFFICE OF ADMINISTRATION</u></b>						
State Facility Maintenance and Operation Fund (0501)						
OA LEASING	13.005	1066	243,706.00	219,616.84	---	24,089.16
OA STATE OWNED	13.010	7674	485,804.00	485,804.00	---	---
Office of Administration Revolving Administrative Trust Fund (0505)						
OA LEASING	13.005	1067	177,559.00	130,845.40	---	46,713.60

**Division of Accounting**

Natural Resources Cost Allocation Fund (0500)							
UNEMPLOYMENT BENEFITS	05.480	6155	23,699.00	3,093.95	---	20,605.05	
State Facility Maintenance and Operation Fund (0501)							
UNEMPLOYMENT BENEFITS	05.480	5994	65,452.00	7,442.13	---	58,009.87	
MDFB LEASE/PURCHASE	05.175	6753	2,593,241.00	2,414,577.03	---	178,663.97	
DIFP Administrative Fund (0503)							
UNEMPLOYMENT BENEFITS	05.480	6715	283.00	73.20	---	209.80	
Office of Administration Revolving Administrative Trust Fund (0505)							
UNEMPLOYMENT BENEFITS	05.480	5999	4,000.00	112.00	---	3,888.00	
Working Capital Revolving Fund (0510)							
UNEMPLOYMENT BENEFITS	05.480	6000	7,997.00	3,203.08	---	4,793.92	
Economic Development Administrative Fund (0547)							
UNEMPLOYMENT BENEFITS	05.480	6673	1,196.00	---	---	1,196.00	
Professional Registration Fees Fund (0689)							
UNEMPLOYMENT BENEFITS	05.480	6006	5,118.00	212.40	---	4,905.60	
MO Revolving Info Tech Trust Fund (0980)							
UNEMPLOYMENT BENEFITS	14.125	8881	55,699.00	6,400.00	---	49,299.00	

**Information Technology Services Division**

Natural Resources Cost Allocation Fund (0500)						
DNR IT CONSOLIDATION PS	05.020	1351	2,615,705.00	1,962,291.95	---	653,413.05
DNR IT CONSOLIDATION E&E	05.020	1360	4,231,345.00	2,727,955.55	---	1,503,389.45
State Facility Maintenance and Operation Fund (0501)						
OA IT CONSOLIDATION PS	05.020	3610	91,059.00	82,501.51	---	8,557.49
OA IT CONSOLIDATION E&E	05.020	3611	270,084.00	217,353.77	---	52,730.23
DIFP Administrative Fund (0503)						
DIFP IT CONSOLIDATION PS	05.020	3691	59,536.00	15,521.22	---	44,014.78
DIFP IT CONSOLIDATION E&E	05.020	3692	24,836.00	21,857.20	---	2,978.80
Working Capital Revolving Fund (0510)						
DOC IT CONSOLIDATION PS	05.020	1362	56,297.00	52,958.68	---	3,338.32
DOC IT CONSOLIDATION E&E	05.020	1363	170,390.00	118,315.86	---	52,074.14
Inmate Fund (0540)						
DOC IT CONSOLIDATION E&E	05.020	2253	15,200.00	---	---	15,200.00
Social Services Administrative Trust Fund (0545)						
DSS IT CONSOLIDATION PS	05.020	1365	27.00	---	---	27.00
DSS IT CONSOLIDATION E&E	05.020	1366	400,622.00	---	---	400,622.00



**STATE OF MISSOURI  
SUMMARY OF APPROPRIATION ACTIVITY  
INTERNAL SERVICE FUNDS  
FOR THE APPROPRIATION YEAR 2014**

	H.B. No.	Appr. No.	Appropriations	Expenditures and Transfers Out	Biennial Rollovers to 2015	Lapse of Appropriations
Economic Development Administrative Fund (0547)						
DED IT CONSOLIDATION PS	05.020	1369	434,154.00	60,578.88	---	373,575.12
DED IT CONSOLIDATION E&E	05.020	1371	1,276,370.00	32,458.78	---	1,243,911.22
Professional Registration Fees Fund (0689)						
DIFP IT CONSOLIDATION PS	05.020	1615	292,020.00	266,903.10	---	25,116.90
DIFP IT CONSOLIDATION E&E	05.020	1616	885,336.00	644,743.02	---	240,592.98
MO Revolving Info Tech Trust Fund (0980)						
OA IT CONSOLIDATION PS	05.020	8110	52,779,704.00	5,867,255.42	---	46,912,448.58
OA IT CONSOLIDATION E&E	05.020	8111	52,832,527.00	29,057,065.94	---	23,775,461.06
TELECOM REVOLVING FUND	05.025	8112	44,700,697.00	27,396,452.12	---	17,304,244.88
ITSD UC DEBT PAYMENT	05.185	8114	4,030,368.00	3,313,479.91	---	716,888.09
<b><u>Division of Facilities Management,</u></b>						
<b><u>Design and Construction</u></b>						
State Facility Maintenance and Operation Fund (0501)						
FM DC OPERATIONS E&E	05.085	2148	44,979,614.00	44,944,156.45	---	35,457.55
FM DC OPERATIONS PS	05.085	2605	20,160,314.00	20,156,568.20	---	3,745.80
FACILITY SERVICES	05.095	2607	2,000,000.00	365,864.57	---	1,634,135.43
MANSION DONATIONS	05.080	3046	60,000.00	14,751.20	---	45,248.80
FMDC - CORRECTIONS PS	05.085	8787	5,416,537.00	5,408,771.02	---	7,765.98
FMDC - CORRECTIONS E&E	05.085	8788	23,951,492.00	23,949,929.66	---	1,562.34
Office of Administration Revolving Administrative Trust Fund (0505)						
MULTI TENANT ST OWN	13.020	2777	378,315.00	257,338.45	---	120,976.55
MULTI TENANT INSTIT	13.020	3741	749,590.00	442,117.44	---	307,472.56
MULTI TENANT LEASING	13.020	6194	372,095.00	47,309.20	---	324,785.80
COST REIMBURSEMENT	18.025	8584	200,000.00	---	200,000.00	---
<b><u>Division of General Services</u></b>						
Office of Administration Revolving Administrative Trust Fund (0505)						
DIV OF GENERAL SERVS PS	05.100	4538	2,799,941.00	2,311,077.46	---	488,863.54
DIV OF GENERAL SERVS E&E	05.100	4540	979,728.00	861,984.97	---	117,743.03
REBILLABLE EXPENSES	05.115	6259	16,000,000.00	15,002,915.43	---	997,084.57

**Division of Personnel**

Office of Administration Revolving Administrative  
Trust Fund (0505)

DIV PERSONNEL E&E	05.040	2249	471,489.00	329,192.13	---	142,296.87
DIV PERSONNEL PS	05.040	8007	173,171.00	129,901.24	---	43,269.76
MO Revolving Info Tech Trust Fund (0980)						
OA HR CONSOLIDATION PS	05.040	8379	84,546.00	84,546.00	---	---
OA HR CONSOLIDATION E&E	05.040	8380	3,600.00	2,789.12	---	810.88

**Division of Purchasing and Materials**

**Management**

Office of Administration Revolving Administrative  
Trust Fund (0505)

BID & PERFORM BOND REFUND	05.050	7349	3,000,000.00	---	---	3,000,000.00
---------------------------	--------	------	--------------	-----	-----	--------------

**Missouri Public Entity Risk Management**

Office of Administration Revolving Administrative  
Trust Fund (0505)

MOPERM PS	05.150	8471	659,942.00	634,721.56	---	25,220.44
MOPERM E&E	05.150	8472	47,500.00	10,625.82	---	36,874.18

**DEPARTMENT OF INSURANCE,  
FINANCIAL INSTITUTIONS AND  
PROFESSIONAL REGISTRATION**

DIFP Administrative Fund (0503)

DEPT ADMINISTRATION PS	07.400	3652	140,154.00	136,506.25	---	3,647.75
DEPT ADMINISTRATION E&E	07.400	3653	38,136.00	20,310.56	---	17,825.44
Professional Registration Fees Fund (0689)						
INSURANCE LEASING	13.005	3736	12,540.00	8,230.90	---	4,309.10
INSURANCE STATE OWNED	13.010	7712	206,276.00	206,275.08	---	0.92

**Professional Registration**

Professional Registration Fees Fund (0689)

EXAMINATION & OTHER FEES	07.465	1010	252,000.00	145,880.00	---	106,120.00
PR ADMINISTRATION PS	07.465	1032	3,375,489.00	3,120,668.96	---	254,820.04
PR ADMINISTRATION E&E	07.465	2207	1,037,686.00	671,529.39	---	366,156.61
PR REFUNDS	07.465	5407	125,000.00	33,592.38	---	91,407.62

**DEPARTMENT OF ECONOMIC DEVELOPMENT**

Economic Development Administrative  
Fund (0547)

DED STATE OWNED	13.010	7706	36,593.00	36,592.64	---	0.36
-----------------	--------	------	-----------	-----------	-----	------

**STATE OF MISSOURI  
SUMMARY OF APPROPRIATION ACTIVITY  
INTERNAL SERVICE FUNDS  
FOR THE APPROPRIATION YEAR 2014**

	H.B. No.	Appr. No.	Appropriations	Expenditures and Transfers Out	Biennial Rollovers to 2015	Lapse of Appropriations
<b><u>Administrative Services</u></b>						
Economic Development Administrative Fund (0547)						
REFUNDS	07.005	0812	12,000.00	---	---	12,000.00
ADMINISTRATIVE SVS E&E	07.005	2174	612,237.00	123,426.70	---	488,810.30
ADMINISTRATIVE SVS PS	07.005	3614	525,371.00	507,403.43	---	17,967.57
<b><u>Business and Community Services</u></b>						
Economic Development Administrative Fund (0547)						
SALES PS	07.015	2404	6,816.00	---	---	6,816.00
MARKETING PS	07.015	2430	43,824.00	---	---	43,824.00
<b><u>DEPARTMENT OF MENTAL HEALTH</u></b>						
Mental Health Interagency Payments Fund (0109)						
REFUNDS	10.030	4417	100.00	---	---	100.00
Inmate Fund (0540)						
REFUNDS	10.030	4418	100.00	---	---	100.00
<b><u>Division of Alcohol and Drug Abuse</u></b>						
Mental Health Interagency Payments Fund (0109)						
ADA TREATMENT SERVICES	10.110	7648	30,000.00	---	---	30,000.00
Inmate Fund (0540)						
ADA TREATMENT SVC	10.110	1047	3,513,779.00	2,963,318.93	---	550,460.07
<b><u>Division of Comprehensive Psychiatric Services</u></b>						
Mental Health Interagency Payments Fund (0109)						
ADULT COMMUNITY PROGRAM	10.210	1856	1,310,572.00	508,329.70	---	802,242.30
SRV CHILD DIV&DYS CLTS EE	10.230	2060	49,705.00	---	---	49,705.00
FULTON STATE HOSPITAL E&E	10.300	5273	250,000.00	205,655.66	---	44,344.34
YOUTH COMMUNITY PROGRAM	10.225	7425	600,000.00	200,000.00	---	400,000.00
<b><u>Division of Developmental Disabilities</u></b>						
Mental Health Interagency Payments Fund (0109)						
DFS CLIENTS	10.410	0399	10,755,000.00	9,942,120.03	---	812,879.97
COMMUNITY PROGRAMS	10.410	7649	555,500.00	49,000.00	---	506,500.00

**DEPARTMENT OF NATURAL RESOURCES**

Natural Resources Cost Allocation Fund (0500)

DNR LEASING	13.005	4307	1,122,964.00	1,012,828.13	---	110,135.87
DNR STATE OWNED	13.010	7690	603,748.00	584,846.85	---	18,901.15

**Department Operations**

Natural Resources Cost Allocation Fund (0500)

DEPT OPERATIONS PS	06.200	1813	2,647,260.00	2,284,567.70	---	362,692.30
DEPT OPERATIONS E&E	06.200	1815	543,587.00	455,181.29	---	88,405.71

**Water Resources Center**

Natural Resources Cost Allocation Fund (0500)

WATER RESOURCES PS	06.210	7012	36,972.00	16,436.22	---	20,535.78
--------------------	--------	------	-----------	-----------	-----	-----------

**Division of Energy**

Natural Resources Cost Allocation Fund (0500)

ENERGY DIV OPERATING PS	06.205	8796	16,612.00	16,611.01	---	0.99
-------------------------	--------	------	-----------	-----------	-----	------

**Division of Environmental Quality**

Natural Resources Cost Allocation Fund (0500)

ENVIRONMENTAL QUALITY PS	06.230	1873	785,283.00	750,331.67	---	34,951.33
ENVIRONMENTAL QUALITY E&E	06.230	1879	271,837.00	100,501.07	---	171,335.93
REGIONAL OFFICES PS	06.230	7316	373,263.00	300,559.56	---	72,703.44

**Missouri Geological Survey**

Natural Resources Cost Allocation Fund (0500)

DGLS OPERATION PS	06.260	2402	64,776.00	64,720.92	---	55.08
DGLS OPERATION E&E	06.260	2409	4,105.00	4,105.00	---	---

**Missouri State Parks**

Natural Resources Cost Allocation Fund (0500)

STATE PARK OPERATION PS	06.285	1952	865,159.00	797,972.27	---	67,186.73
STATE PARK OPERATION E&E	06.285	1953	84,475.00	74,712.82	---	9,762.18

**DEPARTMENT OF PUBLIC SAFETY**

**Adjutant General**

Adjutant General Revolving Fund (0530)

A G ARMORY RENTALS	08.255	4767	25,000.00	24,955.83	---	44.17
--------------------	--------	------	-----------	-----------	-----	-------

**STATE OF MISSOURI  
SUMMARY OF APPROPRIATION ACTIVITY  
INTERNAL SERVICE FUNDS  
FOR THE APPROPRIATION YEAR 2014**

	H.B. No.	Appr. No.	Appropriations	Expenditures and Transfers Out	Biennial Rollovers to 2015	Lapse of Appropriations
<b><u>DEPARTMENT OF SOCIAL SERVICES</u></b>						
<b><u>Division of Finance and Administrative Services</u></b>						
Social Services Administrative Trust Fund (0545)						
FINANCE & ADMIN SRVS PS	11.040	3115	4,006.00	---	---	4,006.00
FINANCE & ADMIN SRVS E&E	11.040	3116	317.00	---	---	317.00
CENTRALIZED INVENTORY SYS	11.040	3119	1,500,000.00	855,124.93	---	644,875.07
<b><u>DEPARTMENT OF CORRECTIONS</u></b>						
Working Capital Revolving Fund (0510)						
CORRECTIONS LEASING	13.005	6073	179,453.00	161,718.14	---	17,734.86
CORRECTIONS INSTIT	13.015	7750	1,425,607.00	1,425,607.00	---	---
Inmate Fund (0540)						
REENTRY E&E	09.015	5539	199,500.00	28,421.14	---	171,078.86
<b><u>Division of Human Services</u></b>						
Inmate Fund (0540)						
DHS STAFF PS	09.040	6067	138,225.00	116,532.07	---	21,692.93
DHS STAFF E&E	09.040	6068	34,068.00	7,845.91	---	26,222.09
<b><u>Division of Offender Rehabilitation Services</u></b>						
Working Capital Revolving Fund (0510)						
VOCATIONAL ENTERPRIS E&E	09.215	2776	25,345,002.00	16,058,576.02	---	9,286,425.98
VOCATIONAL ENTERPRISES PS	09.215	2967	8,340,691.00	5,909,508.89	---	2,431,182.11
PRISON INDUSTRY ENHANCE	09.220	3155	866,486.00	---	---	866,486.00
<b><u>Division of Adult Institutions</u></b>						
Inmate Fund (0540)						
BOONVILLE CORR CTR	09.120	1083	34,953.00	---	---	34,953.00
OZARK CORR CTR PS	09.095	1996	268,926.00	---	---	268,926.00
TIPTON CORR CTR	09.145	6069	90,471.00	---	---	90,471.00
KC COMM RELEASE CTR	09.235	6072	48,622.00	41,247.00	---	7,375.00
CHILLICOTHE CORR CTR PS	09.115	6112	28,635.00	---	---	28,635.00

**Division of Probation and Parole**

## Inmate Fund (0540)

RESIDENTIAL TRTMNT FAC	09.250	1467	3,989,458.00	3,086,265.16	---	903,192.84
ELECTRONIC MONITORING	09.255	2228	1,780,289.00	1,128,500.94	---	651,788.06
LOCAL SENTENCING INITIAT	09.245	2302	40,000.00	39,990.00	---	10.00
DOC COMMAND CENTER PS	09.240	2921	557,390.00	460,693.37	---	96,696.63
P&P STAFF E&E	09.225	6071	4,703,605.00	1,830,009.36	---	2,873,595.64
COM SUPERVISION CNT E&E	09.260	7642	740,000.00	600,219.39	---	139,780.61

## Subtotals

373,039,422.00	247,316,761.82	200,000.00	125,522,660.18
----------------	----------------	------------	----------------

**Appropriated Transfers Out To:**

State Legal Expense Fund (0692)	05.120	T234	17,435.00	---	---	17,435.00
General Revenue Fund (0101)	05.525	T285	1,007,426.00	1,007,426.00	---	---
Social Security Contributions Fund (0702)	05.450	T293	4,212,039.00	3,699,161.28	---	512,877.72
State Retirement Contributions Fund (0701)	05.465	T297	10,472,916.00	8,969,109.08	---	1,503,806.92
Missouri Consolidated Health Care Plan						
Benefit Fund (0765)	05.490	T304	11,516,772.00	11,516,764.69	---	7.31
General Revenue Fund (0101)	05.225	T483	1.00	---	---	1.00
General Revenue Fund (0101)	12.185	T548	582,559.00	582,557.80	---	1.20
DIFP Administrative Fund (0503)	07.405	T896	200,000.00	154,898.41	---	45,101.59
Licensed Social Workers Fund (0574)	07.550	T902	17,968.00	1,015.40	---	16,952.60
State Board of Nursing Fund (0635)	07.550	T902	176,951.00	10,000.00	---	166,951.00
Veterinary Medical Board Fund (0639)	07.550	T902	76,899.00	4,345.78	---	72,553.22
Committee of Professional Counselors Fund (0672)	07.550	T902	48,182.00	2,722.93	---	45,459.07

## Subtotals

28,329,148.00	25,948,001.37	---	2,381,146.63
---------------	---------------	-----	--------------

## Totals

<u>\$ 401,368,570.00</u>	<u>\$ 273,264,763.19</u>	<u>\$ 200,000.00</u>	<u>\$ 127,903,806.81</u>
--------------------------	--------------------------	----------------------	--------------------------

**STATE OF MISSOURI  
SUMMARY OF APPROPRIATION ACTIVITY  
AGENCY FUNDS  
FOR THE APPROPRIATION YEAR 2014**

	<u>H.B. No.</u>	<u>Appr. No.</u>	<u>Appropriations</u>	<u>Expenditures and Transfers Out</u>	<u>Biennial Rollovers to 2015</u>	<u>Lapse of Appropriations</u>
<b><u>JUDICIARY</u></b>						
<b><u>Circuit Courts</u></b>						
Circuit Courts Escrow Fund (0718)						
CIRCUIT COURT DEBT OFFSET	12.320	1209	\$ 2,000,000.00	\$ 1,623,434.11	\$ ---	\$ 376,565.89
CIRCUIT CT DEBT OFFSET EE	12.320	1210	5,500.00	---	---	5,500.00
<b><u>Debt Offset Escrow Fund</u></b>						
Debt Offset Escrow Fund (0753)						
DEBT OFFSET ESCROW FUND	12.400	3023	1,200,000.00	857,764.42	---	342,235.58
<b><u>OFFICE OF ADMINISTRATION</u></b>						
<b><u>Division of Accounting</u></b>						
State Retirement Contributions Fund (0701)						
RETIREMENT SYSTEM CONTR	05.470	9179	323,359,047.00	309,922,058.80	---	13,436,988.20
Social Security Contributions Fund (0702)						
OASDHI CONTRIBUTIONS	05.460	0136	151,723,963.00	144,415,477.51	---	7,308,485.49
Missouri Consolidated Health Care Plan Benefit Fund (0765)						
MOCHCP CONTRIBUTIONS	05.495	1335	370,031,784.00	366,825,411.10	---	3,206,372.90
Missouri State Employees' Voluntary Life Insurance Fund (0910)						
VOLUNTARY LIFE INSURANCE	05.505	0045	3,900,000.00	3,597,510.75	---	302,489.25
<b><u>Division of Purchasing and Materials Management</u></b>						
Proceeds of Surplus Property Sales Fund (0710)						
SURPLUS PROP SALE PROCEED	05.070	1576	299,894.00	298,830.06	---	1,063.94
<b><u>DEPARTMENT OF AGRICULTURE</u></b>						
<b><u>Division of Animal Health</u></b>						
Agriculture Bond Trustee Fund (0756)						
BOND TRUSTEE ACCOUNT	06.090	3120	135,000.00	---	---	135,000.00

**DEPARTMENT OF ECONOMIC DEVELOPMENT**

**Workforce Development**

Missouri Community College Job Retention  
Training Program Fund (0717)

JOBS RETENTION TRG PRG	07.135	7151	10,000,000.00	7,494,768.43	---	2,505,231.57
------------------------	--------	------	---------------	--------------	-----	--------------

**DEPARTMENT OF HIGHER EDUCATION**

**Higher Ed Administration**

Debt Offset Escrow Fund (0753)

LOAN PRGM REFUND OFFSET	03.120	2000	750,000.00	522,507.91	---	227,492.09
-------------------------	--------	------	------------	------------	-----	------------

CC TAX REFUND OFFSET	03.145	3386	2,178,700.00	1,780,041.24	---	398,658.76
----------------------	--------	------	--------------	--------------	-----	------------

Proprietary School Bond Fund (0760)

PROPRIETARY SCHOOL BOND	03.015	7986	200,000.00	---	---	200,000.00
-------------------------	--------	------	------------	-----	-----	------------

**State Colleges and Universities**

Debt Offset Escrow Fund (0753)

LINN STATE TECH COLLEGE	03.150	0076	30,000.00	---	---	30,000.00
-------------------------	--------	------	-----------	-----	-----	-----------

UNIVERSITY OF CENTRAL MO	03.155	2004	200,000.00	155,850.27	---	44,149.73
--------------------------	--------	------	------------	------------	-----	-----------

SOUTHEAST MO STATE UNIV	03.160	2008	200,000.00	89,147.96	---	110,852.04
-------------------------	--------	------	------------	-----------	-----	------------

MO STATE UNIVERSITY	03.165	2011	300,000.00	217,788.44	---	82,211.56
---------------------	--------	------	------------	------------	-----	-----------

LINCOLN UNIVERSITY	03.170	2014	200,000.00	16,020.70	---	183,979.30
--------------------	--------	------	------------	-----------	-----	------------

TRUMAN STATE UNIVERSITY	03.175	2017	200,000.00	3,696.75	---	196,303.25
-------------------------	--------	------	------------	----------	-----	------------

NORTHWEST MO STATE UNIV	03.180	2020	200,000.00	67,296.74	---	132,703.26
-------------------------	--------	------	------------	-----------	-----	------------

MO SOUTHERN ST UNIVERSITY	03.185	2023	200,000.00	8,583.55	---	191,416.45
---------------------------	--------	------	------------	----------	-----	------------

MO WESTERN ST UNIVERSITY	03.190	2026	200,000.00	180,369.85	---	19,630.15
--------------------------	--------	------	------------	------------	-----	-----------

HARRIS STOWE ST UNIV	03.195	2030	200,000.00	67,528.06	---	132,471.94
----------------------	--------	------	------------	-----------	-----	------------

UNIV OF MISSOURI CAMPUSES	03.200	2034	200,000.00	14,094.00	---	185,906.00
---------------------------	--------	------	------------	-----------	-----	------------

**DEPARTMENT OF HEALTH AND**

**SENIOR SERVICES**

Debt Offset Escrow Fund (0753)

DEBT OFFSET ESCROW	10.625	0258	20,000.00	14,419.15	---	5,580.85
--------------------	--------	------	-----------	-----------	-----	----------

REFUNDS	10.630	7340	10,000.00	---	---	10,000.00
---------	--------	------	-----------	-----	-----	-----------

**Division of Community and Public Health**

Breast Cancer Awareness Trust Fund (0915)

DIV COMM&PUBLIC HLTH PROG	10.650	8370	5,000.00	5,000.00	---	---
---------------------------	--------	------	----------	----------	-----	-----



**STATE OF MISSOURI  
SUMMARY OF APPROPRIATION ACTIVITY  
AGENCY FUNDS  
FOR THE APPROPRIATION YEAR 2014**

	<u>H.B. No.</u>	<u>Appr. No.</u>	<u>Appropriations</u>	<u>Expenditures and Transfers Out</u>	<u>Biennial Rollovers to 2015</u>	<u>Lapse of Appropriations</u>
<b><u>DEPARTMENT OF LABOR AND INDUSTRIAL RELATIONS</u></b>						
<b><u>Division of Employment Security</u></b>						
Debt Offset Escrow Fund (0753)						
DEBT OFFSET ESCROW FUND	07.895	2146	5,000,000.00	1,370,735.06	---	3,629,264.94
<b><u>DEPARTMENT OF MENTAL HEALTH</u></b>						
Debt Offset Escrow Fund (0753)						
REFUNDS	10.030	1837	100,000.00	13,399.76	---	86,600.24
<b><u>DEPARTMENT OF PUBLIC SAFETY</u></b>						
<b><u>Adjutant General</u></b>						
Missouri Military Family Relief Fund (0719)						
MO MILITARY FAMILY RELIEF	08.260	1173	140,000.00	18,071.63	---	121,928.37
MO MIL FAMILY RELIEF E&E	08.260	2925	10,000.00	---	---	10,000.00
<b><u>DEPARTMENT OF REVENUE</u></b>						
American Cancer Society, Heartland Division, Inc. Fund (0700)						
INCOME TAX CHECK OFF DIST	04.155	7296	18,190.00	9,719.76	---	8,470.24
ALS Lou Gehrig's Disease Fund (0703)						
INCOME TAX CHECK OFF DIST	04.155	7297	3,500.00	2,891.09	---	608.91
American Lung Association of Missouri Fund (0704)						
INCOME TAX CHECK OFF DIST	04.155	7298	3,500.00	661.30	---	2,838.70
Muscular Dystrophy Association Fund (0707)						
INCOME TAX CHECK OFF DIST	04.155	7299	2,500.00	1,921.53	---	578.47
Arthritis Foundation Fund (0708)						
INCOME TAX CHECK OFF DIST	04.155	7300	2,500.00	899.38	---	1,600.62
National Multiple Sclerosis Society Fund (0709)						
INCOME TAX CHECK OFF DIST	04.155	7301	3,500.00	2,832.34	---	667.66
American Diabetes Association Gateway Area Fund (0713)						
INCOME TAX CHECK OFF DIST	04.155	7302	3,500.00	3,315.65	---	184.35

American Heart Association Fund (0714)							
INCOME TAX CHECK OFF DIST	04.155	7303	3,500.00	2,780.33	---	719.67	
March of Dimes Fund (0716)							
INCOME TAX CHECK OFF DIST	04.155	7304	3,500.00	2,831.52	---	668.48	
Debt Offset Escrow Fund (0753)							
DEBT OFFSET	04.115	3985	300,000.00	298,309.00	---	1,691.00	
DEBT OFFSET ST RECIPROCAL	04.115	6957	864,119.00	567,722.40	---	296,396.60	
Breast Cancer Awareness Trust Fund (0915)							
INCOME TAX CHECK OFF DIST	04.155	4448	1,000.00	---	---	1,000.00	
American Red Cross Trust Fund (0987)							
INCOME TAX CHECK OFF DIST	04.155	8166	4,810.00	4,808.69	---	1.31	

**DEPARTMENT OF SOCIAL SERVICES**

**Family Support Division**

Debt Offset Escrow Fund (0753)						
DISTRIBUTION PASS THROUGH	11.185	1716	9,000,000.00	3,281,679.13	---	5,718,320.87
Subtotals			883,413,007.00	843,760,178.37	---	39,652,828.63

**Appropriated Transfers Out To:**

General Revenue Fund (0101)	05.250	T134	156.00	---	---	156.00
General Revenue Fund (0101)	05.250	T239	5.00	---	---	5.00
General Revenue Fund (0101)	05.250	T311	100.00	---	---	100.00
General Revenue Fund (0101)	05.250	T312	5.00	---	---	5.00
General Revenue Fund (0101)	05.250	T313	1.00	---	---	1.00
General Revenue Fund (0101)	05.250	T314	1.00	---	---	1.00
General Revenue Fund (0101)	05.250	T339	1.00	---	---	1.00
General Revenue Fund (0101)	05.250	T340	6.00	---	---	6.00
General Revenue Fund (0101)	05.250	T341	9.00	---	---	9.00
General Revenue Fund (0101)	05.250	T342	6.00	---	---	6.00
General Revenue Fund (0101)	05.250	T343	5.00	---	---	5.00
Child Support Enforcement Fund (0169)	11.190	T492	245,000.00	---	---	245,000.00
Social Services and Other Sources Fund (0610)	11.190	T494	955,000.00	---	---	955,000.00
General Revenue Fund (0101)	12.180	T546	100,000.00	23,451.73	---	76,548.27
Inmate Fund (0540)	09.225	T623	1,100,000.00	1,100,000.00	---	---
General Revenue Fund (0101)	05.250	T642	216.00	---	---	216.00
General Revenue Fund (0101)	05.250	T820	21,060.00	---	---	21,060.00
General Revenue Fund (0101)	05.075	T975	285,229.00	245,933.13	---	39,295.87
Vocational Rehabilitation Fund (0104)	05.075	T975	3,003.00	2,588.86	---	414.14
Judiciary Fund (0137)	05.075	T975	109.00	94.05	---	14.95
Natural Resources and Other Fund (0140)	05.075	T975	3,951.00	3,406.41	---	544.59
State Emergency Management Fund (0145)	05.075	T975	16,670.00	14,373.09	---	2,296.91
Public Safety Fund (0152)	05.075	T975	20,030.00	17,270.55	---	2,759.45
State Treasurer's General Operations Fund (0164)	05.075	T975	211.00	181.50	---	29.50

**STATE OF MISSOURI  
SUMMARY OF APPROPRIATION ACTIVITY  
AGENCY FUNDS  
FOR THE APPROPRIATION YEAR 2014**

	H.B. No.	Appr. No.	Appropriations	Expenditures and Transfers Out	Biennial Rollovers to 2015	Lapse of Appropriations
OA Information Technology Fund (0165)	05.075	T975	262.00	226.05	---	35.95
Missouri Veterans Commission Fund (0184)	05.075	T975	2,984.00	2,573.18	---	410.82
Adjutant General Fund (0190)	05.075	T975	2,878.00	2,481.60	---	396.40
Federal Drug Seizure Fund (0194)	05.075	T975	9,914.00	8,547.82	---	1,366.18
Secretary of State's Technology Trust Fund Account Fund (0266)	05.075	T975	4,398.00	3,792.16	---	605.84
Missouri Air Emission Reduction Fund (0267)	05.075	T975	98.00	84.15	---	13.85
Statewide Court Automation Fund (0270)	05.075	T975	21,916.00	18,897.00	---	3,019.00
Gaming Commission Fund (0286)	05.075	T975	6,521.00	5,622.44	---	898.56
Bingo Proceeds for Education Fund (0289)	05.075	T975	101.00	87.45	---	13.55
Veterans' Commission Capital Improvement Trust Fund (0304)	05.075	T975	5,668.00	4,887.30	---	780.70
Federal Surplus Property Fund (0407)	05.075	T975	167,855.00	144,730.20	---	23,124.80
State Park Earnings Fund (0415)	05.075	T975	3,821.00	3,295.00	---	526.00
Natural Resources Revolving Services Fund (0425)	05.075	T975	243,031.00	209,548.81	---	33,482.19
Missouri Veterans' Homes Fund (0460)	05.075	T975	17,215.00	14,843.11	---	2,371.89
Natural Resources Cost Allocation Fund (0500)	05.075	T975	576.00	496.27	---	79.73
State Facility Maintenance and Operation Fund (0501)	05.075	T975	3,870.00	3,336.55	---	533.45
Office of Administration Revolving Administrative Trust Fund (0505)	05.075	T975	872,628.00	752,407.46	---	120,220.54
Working Capital Revolving Fund (0510)	05.075	T975	16,265.00	14,024.19	---	2,240.81
Senate Revolving Fund (0535)	05.075	T975	3,818.00	3,292.02	---	525.98
Economic Development Administrative Fund (0547)	05.075	T975	576.00	496.65	---	79.35
Division of Finance Fund (0550)	05.075	T975	104.00	90.00	---	14.00
Insurance Dedicated Fund (0566)	05.075	T975	183.00	157.50	---	25.50
Solid Waste Management Fund (0570)	05.075	T975	104.00	90.00	---	14.00
Natural Resources Protection - Air Pollution Permit Fee Subaccount Fund (0594)	05.075	T975	1,125.00	970.19	---	154.81
Public Service Commission Fund (0607)	05.075	T975	4,117.00	3,549.98	---	567.02
Social Services and Other Sources Fund (0610)	05.075	T975	12,911.00	11,132.64	---	1,778.36
Parks Sales Tax Fund (0613)	05.075	T975	21,576.00	18,603.68	---	2,972.32
Board of Registration for Healing Arts Fund (0634)	05.075	T975	96.00	82.50	---	13.50
State Highways and Transportation Department Fund (0644)	05.075	T975	144,170.00	124,308.08	---	19,861.92
Lottery Enterprise Fund (0657)	05.075	T975	1,377.00	1,187.27	---	189.73
Missouri Land Survey Fund (0668)	05.075	T975	143.00	123.35	---	19.65

Criminal Record System Fund (0671)	05.075	T975	4,678.00	4,033.51	---	644.49
Hazardous Waste Fund (0676)	05.075	T975	1,700.00	1,466.03	---	233.97
Safe Drinking Water Fund (0679)	05.075	T975	600.00	517.69	---	82.31
Missouri Office of Prosecution Services Fund (0680)	05.075	T975	107.00	92.40	---	14.60
Professional Registration Fees Fund (0689)	05.075	T975	104.00	89.93	---	14.07
Highway Patrol's Motor Vehicle, Aircraft, Watercraft Revolving Fund (0695)	05.075	T975	93,049.00	80,229.82	---	12,819.18
Investor Education and Protection Fund (0829)	05.075	T975	125.00	108.00	---	17.00
Abandoned Fund Account Fund (0863)	05.075	T975	133.00	114.26	---	18.74
General Revenue Fund (0101)	04.150	T989	3,000.00	333.00	---	2,667.00
			<u>4,424,571.00</u>	<u>2,848,248.56</u>	<u>---</u>	<u>1,576,322.44</u>
Subtotals						
			<u>\$ 887,837,578.00</u>	<u>\$ 846,608,426.93</u>	<u>\$ ---</u>	<u>\$ 41,229,151.07</u>
Totals						

**STATE OF MISSOURI  
SUMMARY OF APPROPRIATION ACTIVITY  
PRIVATE PURPOSE TRUST FUNDS  
FOR THE APPROPRIATION YEAR 2014**

	H.B. No.	Appr. No.	Appropriations	Expenditures and Transfers Out	Biennial Rollovers to 2015	Lapse of Appropriations
<b><u>EXECUTIVE</u></b>						
<b><u>State Treasurer</u></b>						
Abandoned Fund Account Fund (0863)						
STATE TREASURER PS	12.150	0870	\$ 530,019.00	\$ 512,237.53	\$ ---	\$ 17,781.47
STATE TREASURER E&E	12.150	0872	98,600.00	93,922.67	---	4,677.33
AF ADVERTISING & AUCTIONS	12.150	1321	1,475,000.00	1,176,330.04	---	298,669.96
AF CLAIMS	12.160	3173	40,000,000.00	38,604,633.67	---	1,395,366.33
<b><u>OFFICE OF ADMINISTRATION</u></b>						
<b><u>Division of Accounting</u></b>						
Abandoned Fund Account Fund (0863)						
UNEMPLOYMENT BENEFITS	05.480	8042	519.00	518.36	---	0.64
<b><u>DEPARTMENT OF HIGHER EDUCATION</u></b>						
<b><u>State Colleges and Universities</u></b>						
State Seminary Fund (0872)						
SEMINARY FUND INVESTMENTS	03.235	0633	4,000,000.00	1,113,262.00	---	2,886,738.00
<b><u>DEPARTMENT OF SOCIAL SERVICES</u></b>						
<b><u>Children's Division</u></b>						
Alternative Care Trust Fund (0905)						
FOSTER CARE CHILDRENS ACC	11.275	8181	15,000,000.00	12,976,580.83	---	2,023,419.17
Subtotals			61,104,138.00	54,477,485.10	---	6,626,652.90
<b>Appropriated Transfers Out To:</b>						
Social Security Contributions Fund (0702)	05.450	T293	37,823.00	36,763.88	---	1,059.12
State Retirement Contributions Fund (0701)	05.465	T297	89,585.00	87,901.82	---	1,683.18
Missouri Consolidated Health Care Plan						
Benefit Fund (0765)	05.490	T304	135,864.00	135,863.99		0.01
General Revenue Fund (0101)	05.245	T541	289.00	288.56	---	0.44
General Revenue Fund (0101)	12.170	T547	68,710,476.00	68,710,475.24	---	0.76
Mental Health Trust Fund (0926)	10.035	T938	100,000.00	33,726.37	---	66,273.63
State Public School Fund (0817)	12.190	T973	3,191,133.00	3,191,132.38	---	0.62
Subtotals			72,265,170.00	72,196,152.24	---	69,017.76
Totals			\$ 133,369,308.00	\$ 126,673,637.34	\$ ---	\$ 6,695,670.66



**STATE OF MISSOURI**  
**NOTES TO THE APPROPRIATION ACTIVITY REPORT**  
**APPROPRIATION YEAR 2014**

---

**Note 3 – Court Ordered Desegregation**

The expenditures of the St. Louis Desegregation Plan are mandated by court order. Fiscal year 2010 was the last mandated payment obligation. The amounts paid for in fiscal year 2010 and prior years are:

<u>Appropriation Year</u>	<u>Projected Expenditures</u>	<u>Expenditures</u>	<u>Lapses</u>
2010	\$ 9,000,000	\$ 9,000,000	\$ ---
2009	10,000,000	10,000,000	---
2008	11,000,000	11,000,000	---
2007	12,000,000	12,000,000	---
2006	13,000,000	13,000,000	---
2005	15,000,000	15,000,000	---
2004	16,500,000	16,500,000	---
2003	20,000,000	20,000,000	---
2002	20,000,000	20,000,000	---
2001	50,000,000	50,000,000	---
2000	53,500,000	53,476,585	23,415
1999	191,862,972	188,799,736	3,063,236
1998	158,800,000	147,021,949	11,778,051
1997	151,700,000	138,086,852	13,613,148
1996	153,700,000	148,291,471	5,408,529
1995	155,700,000	139,258,397	16,441,603
1994	147,600,000	134,202,695	13,397,305
1993	147,100,000	136,028,438	11,071,562
1992	144,600,000	137,189,737	7,410,263
1991	135,200,000	132,695,771	2,504,229
1990	135,000,000	122,161,135	12,838,865
1989	129,000,000	116,999,047	12,000,953
1988	107,200,000	93,957,886	13,242,114
1987	84,700,000	83,473,429	1,226,571
1986	74,800,000	66,300,504	8,499,496
1985	59,200,000	57,095,304	2,104,696
1984	40,400,000	37,424,743	2,975,257
1983	21,000,000	17,187,556	3,812,444
1982	13,500,000	13,140,216	359,784
1981	10,180,490	8,530,000	1,650,490

**STATE OF MISSOURI**  
**NOTES TO THE APPROPRIATION ACTIVITY REPORT**  
**APPROPRIATION YEAR 2014**

---

**Note 4 – General Fund**

The General Fund includes General Revenue Funds and Federal Funds.

Fund Number	Fund Name
<b>General Revenue Funds:</b>	
0100	Budget Reserve
0101	General Revenue
0103	Missouri Farmland Trust
0108	Uncompensated Care
0113	Health Interagency Payments
0124	Facilities Maintenance Reserve
0128	State Property Preservation
0131	Marguerite Ross Barnett Scholarship
0139	Intergovernmental Transfer
0142	Federal Reimbursement Allowance
0144	Pharmacy Reimbursement Allowance
0161	Title XIX – Patient Placement - GR
0164	State Treasurer's General Operation
0169	Child Support Enforcement
0172	Missouri Technology Investment
0173	Microenterprise Loan
0174	Missouri Water Development
0176	General Revenue Reimbursements
0177	Missouri Humanities Council Trust
0198	Post Closure
0250	Missouri Capital Access Program
0273	Missouri Small Business Incubators
0276	Health Access Incentive
0280	Business Extension Service Team
0283	Energy Analysis Account
0284	Independent Living Center
0421	MO Senior Srvc Protection
0438	Martin Luther King Jr. State Celebration Commission
0491	Higher Education Capital
0537	Quality Improvement Revolving
0556	Youth Service and Conservation Corps
0564	Nurse Training Incentive
0567	International Promotions Revolving
0571	Missouri Qualified Fuel Ethanol Producer Incentive
0590	Missouri CASA
0595	Regional Convention and Sports Complex
0598	Health Professional Student Loan and Loan Repayment Program
0599	Video Instructional Development and Educational Opportunity
0600	Missouri Job Development
0603	Attorney General's Court Costs
0605	Missouri Breeders
0625	Healthy Families Trust
0626	State Guaranty Student Loan
0631	Merchandising Practices Revolving
0641	Healthy Families Trust Fund-Early Childhood Care and Education Account
0643	Healthy Families Trust Fund-Tobacco Prevention, Education and Cessation Account
0648	Petition Audit Revolving Trust



**STATE OF MISSOURI**  
**NOTES TO THE APPROPRIATION ACTIVITY REPORT**  
**APPROPRIATION YEAR 2014**

---

**Note 4 – General Fund (continued)**

Fund Number	Fund Name
<b>General Revenue Funds:</b>	
0651	Excellence in Education
0655	Missouri Prospective Teachers Loan
0656	Environmental Radiation Monitoring
0658	Department of Health – Donated
0664	Infrastructure Development
0666	Antitrust Revolving
0667	Energy Set-Aside Program
0674	Highway Patrol Academy
0686	State Elections Subsidy
0692	State Legal Expense
0715	ADA Compliance
0722	Office of Admin-Donated
0723	Grants and Contributions
0724	Long-Term Support UPL
0725	Blind Pension Premium
0730	Biodiesel Fuel Revolving
0732	After-School Retreat Reading and Assessment Grant Program
0733	Drug Court Resources
0734	Missouri Senior Rx
0741	Investors Restitution
0743	Missouri Commission for the Deaf and Hard of Hearing
0761	MoSMART
0766	State Supplemental Downtown Development
0767	State Supplemental Rural Development
0773	Coordinating Board for Early Childhood
0777	Missouri Qualified Biodiesel Producer Incentive
0793	Highway Patrol Expense
0799	Fire Safety Standards Loan
0808	MO Sci/Tech/Eng/Math Initiative
0815	MP WRP Renewable Water Program
0818	AH Comm Ed Due Process Hearing
0822	Library Networking
0829	Investor Education and Protection
0830	Property Reuse
0832	Recruitment and Retention Scholarship
0835	Community Development
0839	Student Grant
0840	Academic Scholarship
0856	Advantage Missouri Trust
0858	Missouri College Guarantee
0861	Innovation Education Campus
0875	Controlled Substances Cleanup
0885	Premium
0888	Fine Collections Center Interest Revolving
0889	Assistive Technology Loan Revolving
0890	Petroleum Violation Escrow Interest Subaccount
0894	National Guard Pilot Instruction Program
0899	Childhood Lead Testing

**STATE OF MISSOURI  
NOTES TO THE APPROPRIATION ACTIVITY REPORT  
APPROPRIATION YEAR 2014**

---

**Note 4 – General Fund (continued)**

Fund Number	Fund Name
<b>General Revenue Funds:</b>	
0907	Downtown Revitalization Preservation
0914	Livestock Feed Crop Input Loan
0916	Entrepreneurial Development and Intellectual Property Right Protection
0920	School for Blind Trust
0922	School for Deaf Trust
0925	Institution Gift Trust
0928	Secretary of State – Wolfner State Library
0930	DMH Local Tax Matching
0933	Home & Community-Based Developmental Disability
0935	Energy Futures
0936	Criminal Nonsupport Court Resources
0939	Line of Duty Compensation
0940	Persistence to Graduation
0943	Teacher Choice Compensation
0945	Foster Care Dog
0950	Children’s Special Health Care Needs
0955	A+ Schools
0961	Concealed Carry Permit
0966	MO Job Creation and Fed Match
0971	MO Youth Challenge Foundation
0974	Recovery Audit and Compliance
0975	Sexual Assault Forensic Exam
0976	Federal Road
0979	Foster Care & Adopt Parents Retention & Recruitment
0982	Clark & Lewis Discovery
0983	AP Incentive Grant
0985	Puppy Protection Trust
0986	Develop Disabilities Waiting List Equity Trust
<b>Federal Funds:</b>	
0104-0199	<i>(excluding Fund Numbers listed above and 0109, 0134, 0160, 0170, and 0196)</i>
0417	Inter-Agency Council
0610	Social Services Federal & Other Sources
0663	Missouri Disaster
0697	Abandoned Mined Reclamation
0726	Blind Pension Healthcare
0737	GEAR-UP Scholarship Program
0782	Justice Assistance Grant Program
0948	Unemployment Compensation Administration
0995	Show-Me Heroes
2000-2092	Federal Budget Stabilization
2200-2296	Federal Stimulus

This reporting is consistent with Missouri's Comprehensive Annual Financial Report.

**STATE OF MISSOURI**  
**NOTES TO THE APPROPRIATION ACTIVITY REPORT**  
**APPROPRIATION YEAR 2014**

---

**Note 5 – General Revenue Fund**

Operational results for the General Revenue Fund (Fund 0101) for fiscal year 2014 are as follows:

**Revenues**

Taxes	\$ 9,123,426,393
Licenses, Fees, and Permits	84,935,775
Sales, Services, Leases and Rentals	7,742,683
Contributions and Intergovernmental	6,013,096
Interest, Penalties, and Unclaimed Property	20,906,782
Refunds	9,548,572
Miscellaneous Revenues	<u>28,920,369</u>
Subtotal	9,281,493,670
Transfers In	<u>1,456,196,384</u>
Total Revenues and Transfers In	<u>10,737,690,054</u>

**Expenditures**

Personal Service	988,053,011
Expense and Equipment	395,859,413
Capital Improvements	1,198,513
Program Specific	3,402,136,595
Refunds	<u>1,278,641,434</u>
Subtotal	6,065,888,966
Transfers Out	<u>4,897,688,349</u>
Total Expenditures and Transfers Out	<u>10,963,577,315</u>
Excess Expenditures and Transfers Out	<u>\$ (225,887,261)</u>

**Note 6 – Refunds**

In fiscal year 2014, refunds in the amount of \$1,339,570,508 for all funds and \$1,281,115,329 for the general revenue funds are reported on a separate line on page 3 and page 5 of this report. Refunds are reported as program specific expenditures on all remaining pages.

**Note 7 – Debt Service**

Debt Service includes payments made by the Office of Administration and Department of Transportation for the General Obligation Bonds, the Board of Public Building Bonds, State Road Bonds and certain capital lease payments. Other debt payments are reported as operating costs of the department which pays them.