

STATE OF MISSOURI

APPROPRIATION ACTIVITY REPORT




APPROPRIATION YEAR 2015

**OFFICE OF ADMINISTRATION
DIVISION OF ACCOUNTING**

APPROPRIATION ACTIVITY REPORT

APPROPRIATION YEAR 2015



STATE OF MISSOURI

JEREMIAH W. (JAY) NIXON
GOVERNOR

DOUGLAS E. NELSON
COMMISSIONER
OFFICE OF ADMINISTRATION

STACY NEAL
DIRECTOR
DIVISION OF ACCOUNTING

Jeremiah W. (Jay) Nixon
Governor



Doug Nelson
Commissioner

State of Missouri
OFFICE OF ADMINISTRATION
Division of Accounting
570 Truman Building, 301 West High Street
Post Office Box 809
Jefferson City, Missouri 65102
(573) 751-2971
INTERNET: <http://www.oa.mo.gov/acct>
E-MAIL: acctmail@oa.mo.gov

Stacy Neal
Director

September 25, 2015

The Honorable Jeremiah W. (Jay) Nixon
Governor of Missouri
State Capitol
Jefferson City, Missouri 65101

Dear Governor Nixon:

I am pleased to submit the Appropriation Activity Report of the State of Missouri for the appropriation year July 1, 2014 through July 31, 2015.

This report, together with the annual combined financial report of the Missouri Department of Revenue and the Office of the State Treasurer, will fulfill the statutory requirements for financial reporting under Section 32.060 of the Missouri Revised Statutes.

These statements present a comparative analysis of revenues to expenditures and appropriations to expenditures for Appropriation Year 2015. This report also includes a detailed analysis of appropriations and expenditures by departments, fund groups, and major categories. This report is prepared on a budgetary (non-GAAP) basis of accounting. Under the budgetary basis of accounting, revenues are recorded when cash is received and expenditures when the liabilities for them are recorded.

Sincerely,

A handwritten signature in cursive script that reads "Stacy Neal".

Stacy Neal
Director

STATE OF MISSOURI
REVENUES - ALL FUNDS AND GENERAL REVENUE FUNDS
FOR FISCAL YEARS 2015 AND 2014

	Fiscal Year 2015		Fiscal Year 2014	
	All Funds	General Revenue Funds	All Funds	General Revenue Funds
<u>TAXES</u>				
Sales and Use Tax	\$ 3,376,002,135	\$ 2,014,782,137	\$ 3,281,500,346	\$ 1,968,935,803
Income Tax	7,430,848,356	7,416,315,635	6,900,982,271	6,887,021,911
Premium Tax	376,809,557	268,912,624	302,160,000	231,311,568
Commodity Tax	135,645,782	30,184,957	135,287,058	29,812,501
Corporation Franchise Tax	32,211,295	32,211,295	61,314,630	61,314,630
Motor Vehicle Fuel/Use Tax	705,727,820	---	705,571,786	---
Inheritance Tax	92,215	92,215	129,700	129,700
Miscellaneous Taxes	484,380,214	102,339,386	482,497,886	107,369,565
Total Taxes	12,541,717,374	9,864,838,249	11,869,443,677	9,285,895,678
<u>LICENSES, FEES AND PERMITS</u>				
Licenses and Permits	378,751,001	11,031,228	368,300,055	10,928,730
Collection Fees	30,805,269	30,804,789	28,363,897	28,363,347
Registration Fees	45,428,824	34,776,130	44,184,915	33,417,137
Regulatory Fees	64,175,224	1,016,446	64,482,801	977,048
Inspection Fees	12,037,212	1,062,139	10,990,986	35,125
Court Fees	39,184,711	13,738,024	39,013,101	12,473,646
Financial Institute Exam Fees	11,639,848	---	12,068,755	---
Admission Fees	45,589,269	---	46,222,768	---
Miscellaneous Fees	67,516,136	1,614,751	66,059,324	1,334,651
Total Licenses, Fees and Permits	695,127,494	94,043,507	679,686,602	87,529,684
<u>SALES</u>				
Bond Sales	167,828,087	---	---	---
Working Capital Revolving Fund Sales	27,880,656	---	26,748,198	---
Lottery Sales	463,931,842	---	492,825,882	---
Sales	29,819,031	1,859,058	33,046,055	783,615
Total Sales	689,459,616	1,859,058	552,620,135	783,615
<u>LEASES AND RENTALS</u>				
Concessions and Recreational Rentals and Leases	2,990,144	---	2,560,335	---
Miscellaneous Leases and Rentals	31,402,565	37,247	31,139,858	34,430
Total Leases and Rentals	34,392,709	37,247	33,700,193	34,430

STATE OF MISSOURI
REVENUES - ALL FUNDS AND GENERAL REVENUE FUNDS
FOR FISCAL YEARS 2015 AND 2014

	Fiscal Year 2015		Fiscal Year 2014	
	All Funds	General Revenue Funds	All Funds	General Revenue Funds
<u>SERVICES</u>				
Medicaid Services	313,741,151	3,173,162	295,606,167	3,739,703
Medicare Services	5,691,724	663,352	6,781,464	952,634
Other Medical Services	4,579,000	2,129,587	2,316,785	2,173,636
Other Services	486,308	---	313,661	8
Interagency Services	187,584,115	491,109	225,279,104	539,917
Total Services	<u>512,082,298</u>	<u>6,457,210</u>	<u>530,297,181</u>	<u>7,405,898</u>
<u>CONTRIBUTIONS AND INTER- GOVERNMENTAL RECEIPTS</u>				
Federal Grants	9,817,048,676	1,538,465,885	9,483,350,721	1,448,084,476
Others	106,106,667	30,780,926	117,939,546	28,098,893
Total Contributions and Intergovernmental Receipts	<u>9,923,155,343</u>	<u>1,569,246,811</u>	<u>9,601,290,267</u>	<u>1,476,183,369</u>
<u>INTEREST, PENALTIES AND UNCLAIMED PROPERTIES</u>				
Interest	38,320,739	10,430,841	43,164,378	12,446,857
Penalties	67,523,121	35,900,589	32,507,386	18,707,185
Unclaimed Properties	100,895,110	203,637	92,346,889	66,616
Total Interest, Penalties and Unclaimed Properties	<u>206,738,970</u>	<u>46,535,067</u>	<u>168,018,653</u>	<u>31,220,658</u>
<u>REFUNDS</u>				
Medicare-Medicaid Refunds	555,309,589	5,813,275	546,964,083	2,286,069
School Refunds	5,511,250	4,131,341	6,755,943	3,743,574
Cost Reimbursements	1,145,795	1,145,795	1,055,770	1,055,770
Miscellaneous Refunds	10,771,933	1,404,122	11,129,276	2,889,161
Total Refunds	<u>572,738,567</u>	<u>12,494,533</u>	<u>565,905,072</u>	<u>9,974,574</u>
<u>MISCELLANEOUS RECEIPTS</u>				
Redeposit of Investment/ Loan Principal	74,945,754	---	71,057,400	---
Bond Account	8,693,952	8,693,951	8,760,097	8,760,097
Miscellaneous Receipts	593,185,389	145,717,894	541,114,247	116,441,258
Total Miscellaneous Receipts	<u>676,825,095</u>	<u>154,411,845</u>	<u>620,931,744</u>	<u>125,201,355</u>
TOTAL REVENUES	<u>\$ 25,852,237,466</u>	<u>\$ 11,749,923,527</u>	<u>\$ 24,621,893,524</u>	<u>\$ 11,024,229,261</u>

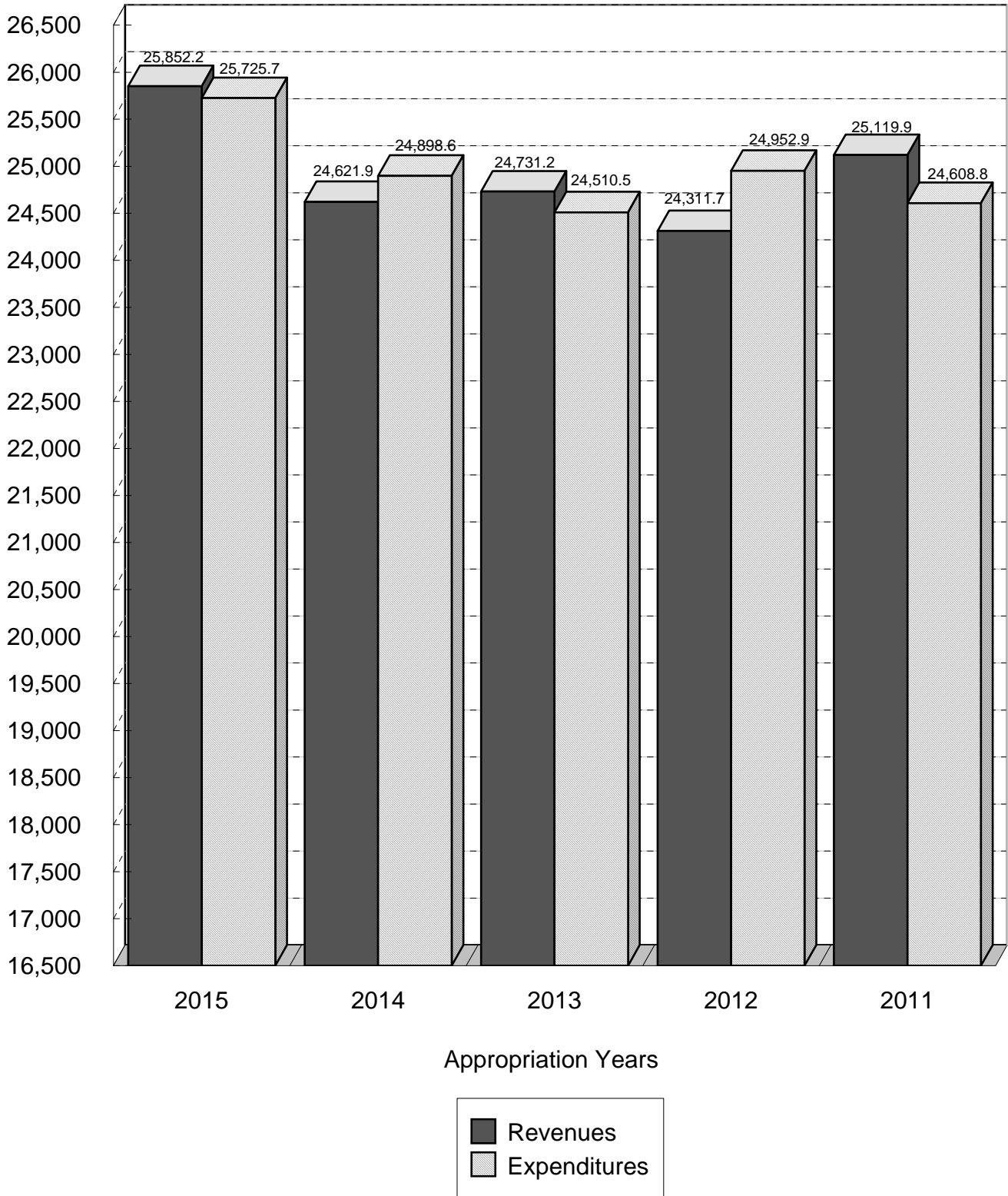
The notes are an integral part of this report.

STATE OF MISSOURI
SCHEDULE OF REVENUES, EXPENDITURES AND TRANSFERS
FOR THE PAST FIVE YEARS - ALL FUNDS

	Fiscal Year 2015	Fiscal Year 2014	Fiscal Year 2013	Fiscal Year 2012	Fiscal Year 2011
<u>REVENUES AND TRANSFERS IN</u>					
Revenues					
Taxes	\$ 12,541,717,374	\$ 11,869,443,677	\$ 11,676,366,854	\$ 11,095,393,569	\$ 10,795,768,005
Licenses, Fees and Permits	695,127,494	679,686,602	674,540,360	681,824,099	670,482,129
Sales, Services, Leases and Rentals	1,068,106,536	1,116,617,509	1,142,025,239	1,083,250,720	1,017,919,476
Bond Sale Proceeds	167,828,087	---	---	1,867,300	74,305,146
Contributions and Intergovernmental	9,923,155,343	9,601,290,267	9,611,364,001	9,929,924,383	11,159,946,535
Interest, Penalties and Unclaimed Properties	206,738,970	168,018,653	220,996,381	154,062,864	135,212,177
Refunds	572,738,567	565,905,072	658,773,546	532,278,500	508,238,109
Miscellaneous Revenues	676,825,095	620,931,744	747,149,521	833,062,405	758,058,923
Total Revenues	25,852,237,466	24,621,893,524	24,731,215,902	24,311,663,840	25,119,930,500
Total Transfers In	8,974,325,440	8,530,933,555	8,570,416,890	8,753,799,811	8,319,448,292
Total Revenues and Transfers In	\$ 34,826,562,906	\$ 33,152,827,079	\$ 33,301,632,792	\$ 33,065,463,651	\$ 33,439,378,792
	Appropriation Year 2015	Appropriation Year 2014	Appropriation Year 2013	Appropriation Year 2012	Appropriation Year 2011
<u>EXPENDITURES AND TRANSFERS OUT</u>					
Expenditures					
Personal Service Expense and Equipment	\$ 3,170,114,957	\$ 3,087,988,897	\$ 3,019,378,816	\$ 3,000,102,241	\$ 3,073,022,515
Capital Improvements	1,615,156,512	1,726,725,087	1,568,000,379	1,568,688,765	1,528,495,649
Program Specific	851,988,111	815,159,382	970,109,216	1,218,609,221	1,319,205,597
Refunds (Note 5)	18,786,178,564	17,929,150,094	17,691,109,151	17,806,151,192	17,262,275,989
Total Expenditures	1,302,239,194	1,339,570,508	1,261,946,163	1,359,311,685	1,425,785,810
Total Expenditures	25,725,677,338	24,898,593,968	24,510,543,725	24,952,863,104	24,608,785,560
Transfers Out	8,974,325,440	8,530,933,555	8,570,416,890	8,753,799,811	8,319,448,292
Total Expenditures and Transfers Out	34,700,002,778	33,429,527,523	33,080,960,615	33,706,662,915	32,928,233,852
Excess Revenues and Transfers In (Expenditures and Transfers Out)	\$ 126,560,128	\$ (276,700,444)	\$ 220,672,177	\$ (641,199,264)	\$ 511,144,940

The notes are an integral part of this report.

STATE OF MISSOURI
CHART OF REVENUES AND EXPENDITURES
FOR THE PAST FIVE YEARS - ALL FUNDS
Millions of Dollars

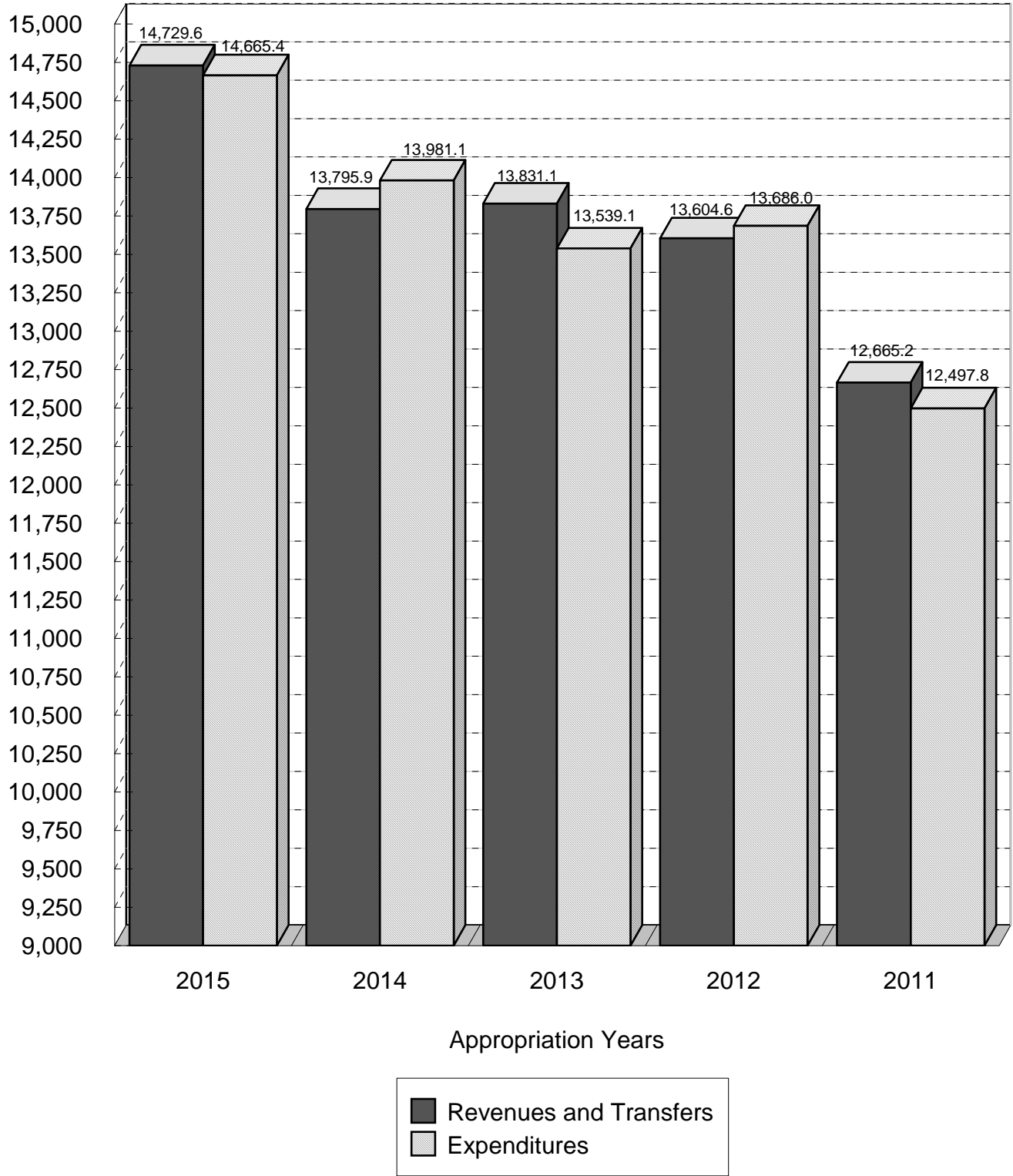


STATE OF MISSOURI
SCHEDULE OF REVENUES, EXPENDITURES AND TRANSFERS
FOR THE PAST FIVE YEARS - GENERAL REVENUE FUNDS

	Fiscal Year 2015	Fiscal Year 2014	Fiscal Year 2013	Fiscal Year 2012	Fiscal Year 2011
<u>REVENUES AND TRANSFERS IN</u>					
Revenues					
Sales and Use Tax	\$ 2,014,782,137	\$ 1,968,935,803	\$ 1,897,067,525	\$ 1,873,305,715	\$ 1,809,696,986
Individual Income Tax	6,889,756,401	6,407,762,438	6,367,970,826	5,844,777,719	5,632,878,559
Corporate Income Tax	526,559,234	479,259,473	469,484,778	432,582,659	455,662,447
County Foreign Insurance Tax	239,199,446	202,591,569	191,233,043	191,896,668	210,996,440
Liquor Taxes and Licenses	27,591,588	27,227,515	26,075,287	25,579,812	25,351,064
Beer Taxes and Licenses	7,708,889	7,887,262	8,044,713	8,151,881	8,222,901
Corporation Franchise Tax	32,211,295	61,314,630	56,194,216	70,171,529	81,733,747
Inheritance Tax	92,215	129,700	174,751	170,966	2,117,783
Miscellaneous Taxes	132,052,564	136,089,564	140,687,865	160,866,450	122,844,631
Interest on Deposits and Investments	10,430,841	12,446,857	13,438,534	14,075,831	15,506,594
Licenses, Fees and Permits	88,927,987	82,227,408	79,773,111	81,227,479	79,927,136
Sales, Services, Leases and Rentals	8,353,515	8,223,943	17,625,617	20,451,000	56,049,265
Refunds	12,494,533	9,974,574	34,238,556	17,925,549	20,809,911
All Other Sources	1,759,762,882	1,620,158,525	1,727,751,284	1,805,686,185	1,668,775,747
Total Revenues	11,749,923,527	11,024,229,261	11,029,760,106	10,546,869,443	10,190,573,211
Total Transfers In	2,979,680,923	2,771,688,874	2,801,368,525	3,057,687,283	2,474,634,984
Total Revenues and Transfers In	\$ 14,729,604,450	\$ 13,795,918,135	\$ 13,831,128,631	\$ 13,604,556,726	\$ 12,665,208,195
	Appropriation Year 2015	Appropriation Year 2014	Appropriation Year 2013	Appropriation Year 2012	Appropriation Year 2011
<u>EXPENDITURES AND TRANSFERS OUT</u>					
Expenditures					
Personal Service	\$ 1,030,946,467	\$ 999,402,979	\$ 986,130,554	\$ 988,458,589	\$ 1,025,401,268
Expense and Equipment	443,713,182	426,683,546	399,485,603	401,579,751	379,982,153
Capital Improvements	44,213,463	19,630,823	22,839,825	28,222,502	18,190,769
Program Specific	5,509,545,630	5,289,024,441	5,074,816,425	5,184,738,150	4,844,377,736
Refunds (Note 5)	1,225,462,280	1,281,115,329	1,181,401,043	1,280,851,190	1,339,087,605
Total Expenditures	8,253,881,022	8,015,857,118	7,664,673,450	7,883,850,182	7,607,039,531
Transfers Out	6,411,519,155	5,965,261,654	5,874,428,432	5,802,128,893	4,890,764,454
Total Expenditures and Transfers Out	14,665,400,177	13,981,118,772	13,539,101,882	13,685,979,075	12,497,803,985
Excess Revenues and Transfers In (Expenditures and Transfers Out)	\$ 64,204,273	\$ (185,200,637)	\$ 292,026,749	\$ (81,422,349)	\$ 167,404,210

The notes are an integral part of this report.

STATE OF MISSOURI
CHART OF REVENUES, EXPENDITURES AND TRANSFERS
FOR THE PAST FIVE YEARS - GENERAL REVENUE FUNDS
 Millions of Dollars

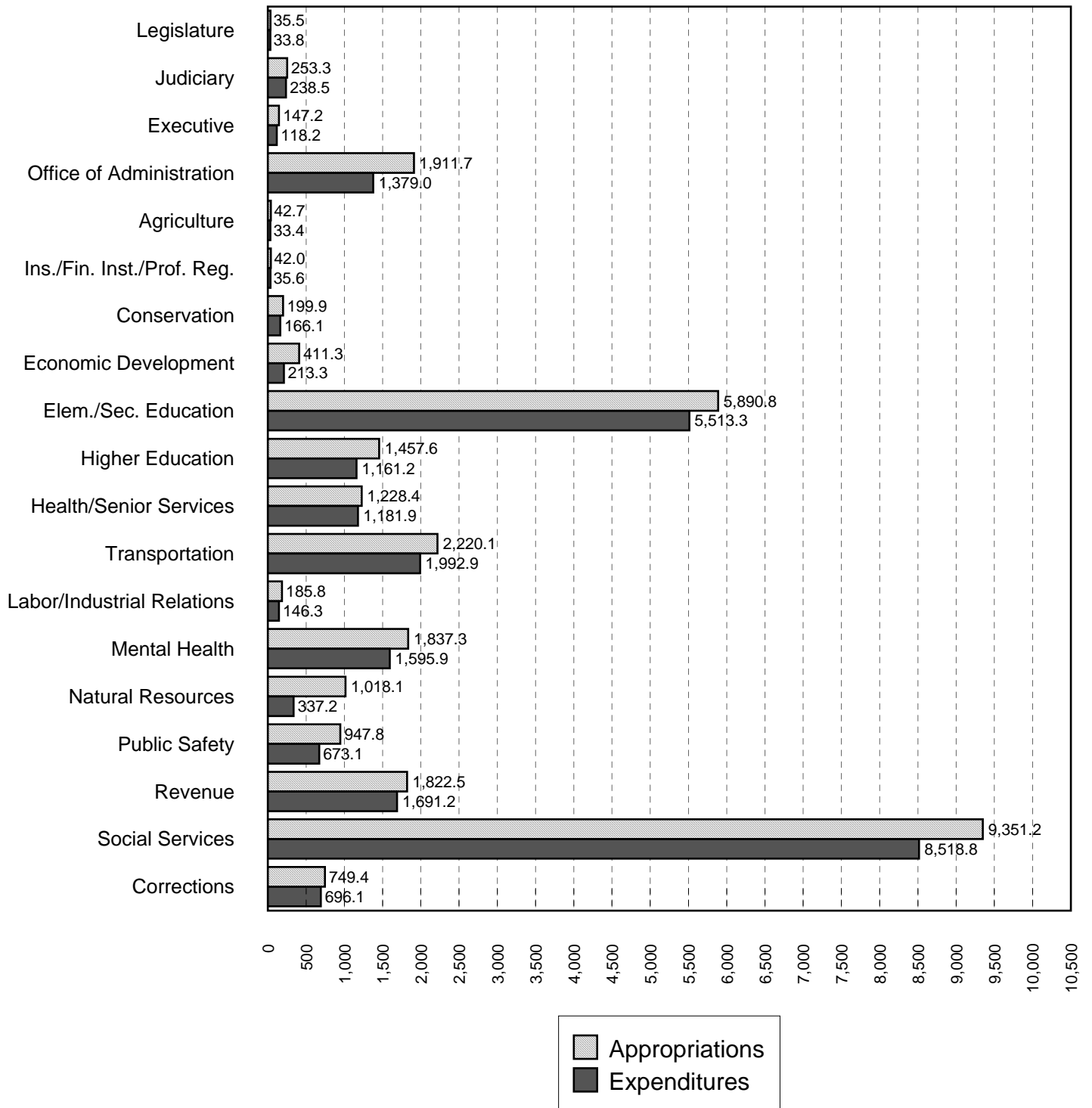


STATE OF MISSOURI
SUMMARY OF APPROPRIATION ACTIVITY BY DEPARTMENT
ALL FUNDS
FOR THE APPROPRIATION YEAR 2015

	Appropriations	Expenditures and Transfers Out June 30, 2015	Lapse Period Corrections and Transfers Out	Total Expenditures and Transfers Out	Reappropriations to 2016	Lapse of Appropriations
Legislature	\$ 35,470,795.00	\$ 33,815,914.32	\$ ---	\$ 33,815,914.32	\$ ---	\$ 1,654,880.68
Judiciary	253,296,823.00	238,488,604.49	(102.58)	238,488,501.91	---	14,808,321.09
Executive	147,236,810.05	118,169,890.65	480.00	118,170,370.65	252,996.00	28,813,443.40
Office of Administration	1,911,720,881.04	1,378,950,424.23	11,459.58	1,378,961,883.81	238,161,229.72	294,597,767.51
Agriculture	42,660,895.13	33,393,541.46	(18,452.06)	33,375,089.40	1,957,129.93	7,328,675.80
Insurance, Financial Institutions and Professional Registration	41,965,587.00	35,621,772.50	107.51	35,621,880.01	---	6,343,706.99
Conservation	199,900,040.07	166,126,801.69	(1,358.47)	166,125,443.22	19,300,000.00	14,474,596.85
Economic Development	411,277,508.00	213,328,807.24	(7,737.00)	213,321,070.24	---	197,956,437.76
Elementary and Secondary Education	5,890,783,978.64	5,513,252,041.45	(794.44)	5,513,251,247.01	5,266,303.90	372,266,427.73
Higher Education	1,457,601,204.00	1,161,205,249.74	(245.35)	1,161,205,004.39	69,186,634.00	227,209,565.61
Health and Senior Services	1,228,362,776.00	1,181,888,678.13	(1,110.00)	1,181,887,568.13	---	46,475,207.87
Transportation	2,220,071,849.00	1,993,224,502.27	(308,881.51)	1,992,915,620.76	1,937,787.00	225,218,441.24
Labor and Indus- trial Relations	185,792,776.19	146,322,846.32	(1,049.45)	146,321,796.87	32,906.00	39,438,073.32
Mental Health	1,837,252,986.00	1,595,832,072.41	24,209.39	1,595,856,281.80	21,143,840.00	220,252,864.20
Natural Resources	1,018,097,457.44	337,164,897.39	(7,251.94)	337,157,645.45	42,452,604.00	638,487,207.99
Public Safety	947,755,464.38	673,025,678.50	121,311.29	673,146,989.79	64,621,424.97	209,987,049.62
Revenue	1,822,546,362.00	1,691,190,908.03	(11,315.50)	1,691,179,592.53	---	131,366,769.47
Social Services	9,351,151,240.72	8,519,253,666.53	(495,065.11)	8,518,758,601.42	1,601,806.00	830,790,833.30
Corrections	749,414,970.81	696,115,498.56	1,338.02	696,116,836.58	9,844,268.48	43,453,865.75
Subtotals	29,752,360,404.47	25,726,371,795.91	(694,457.62)	25,725,677,338.29	475,758,930.00	3,550,924,136.18
Appropriated Transfers Out	9,731,843,454.00	8,973,882,772.67	442,667.30	8,974,325,439.97	---	757,518,014.03
Totals	<u>\$ 39,484,203,858.47</u>	<u>\$ 34,700,254,568.58</u>	<u>\$ (251,790.32)</u>	<u>\$ 34,700,002,778.26</u>	<u>\$ 475,758,930.00</u>	<u>\$ 4,308,442,150.21</u>

The notes are an integral part of this report.

STATE OF MISSOURI
CHART OF APPROPRIATIONS AND EXPENDITURES BY DEPARTMENT
ALL FUNDS
FOR THE APPROPRIATION YEAR 2015
Millions of Dollars

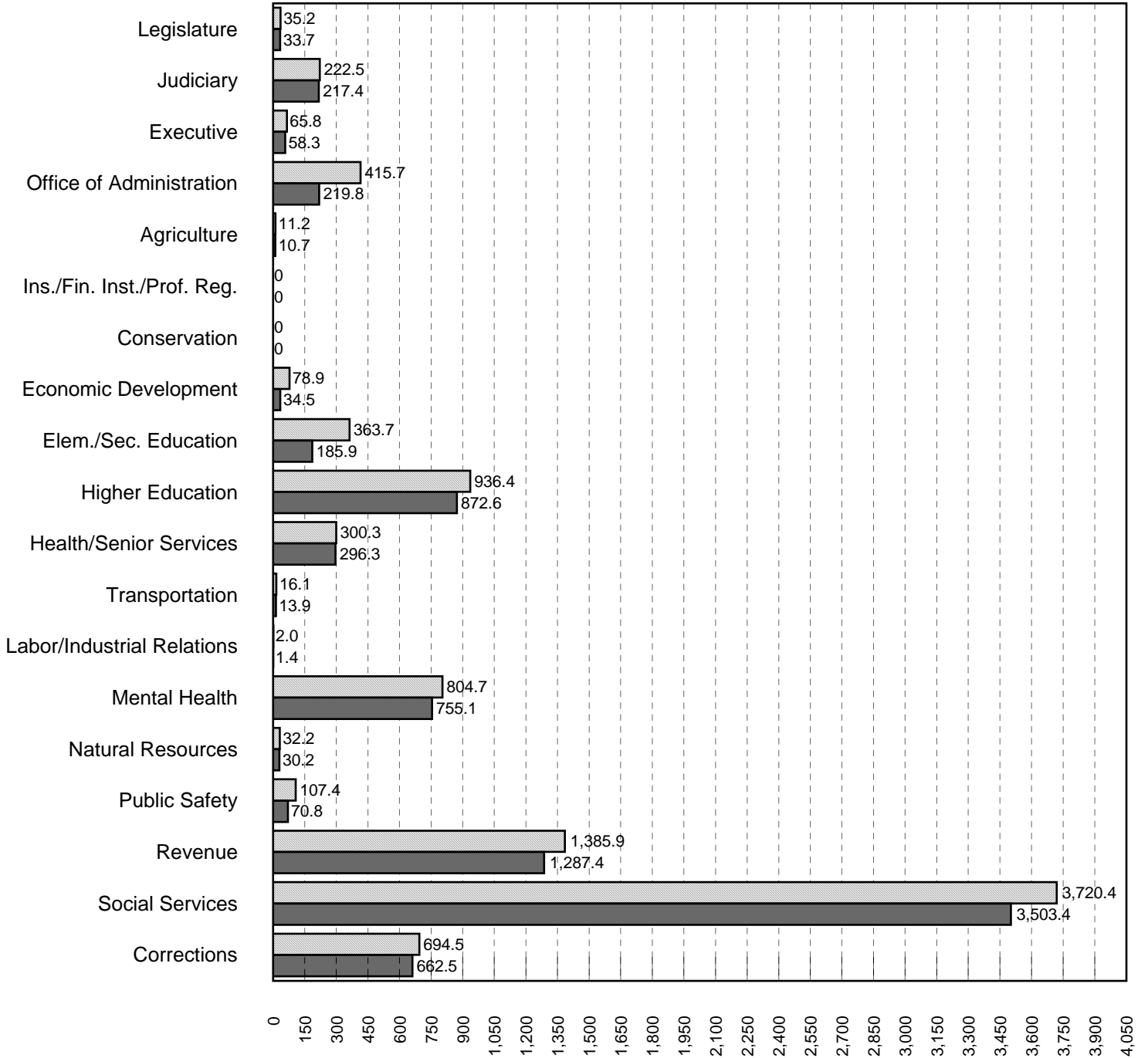


STATE OF MISSOURI
SUMMARY OF APPROPRIATION ACTIVITY BY DEPARTMENT
GENERAL REVENUE FUNDS
FOR THE APPROPRIATION YEAR 2015

	Appropriations	Expenditures and Transfers Out June 30, 2015	Lapse Period Corrections and Transfers Out	Total Expenditures and Transfers Out	Reappropriations to 2016	Lapse of Appropriations
Legislature	\$ 35,177,255.00	\$ 33,650,436.08	\$ ---	\$ 33,650,436.08	\$ ---	\$ 1,526,818.92
Judiciary	222,524,073.00	217,443,711.49	0.10	217,443,711.59	---	5,080,361.41
Executive	65,774,341.05	58,272,704.22	480.00	58,273,184.22	184,794.00	7,316,362.83
Office of Administration	415,711,043.04	219,805,077.40	(3,035.19)	219,802,042.21	33,258,530.72	162,650,470.11
Agriculture	11,168,274.13	10,704,847.02	---	10,704,847.02	39,300.93	424,126.18
Insurance, Financial Institutions and Professional Registration	---	---	---	---	---	---
Conservation	---	---	---	---	---	---
Economic Development	78,912,406.00	34,504,470.21	21,648.94	34,526,119.15	---	44,386,286.85
Elementary and Secondary Education	363,658,806.34	185,861,807.94	---	185,861,807.94	5,266,303.90	172,530,694.50
Higher Education	936,372,309.00	872,639,643.04	33.07	872,639,676.11	31,875,000.00	31,857,632.89
Health and Senior Services	300,343,525.00	296,183,711.18	81,356.61	296,265,067.79	---	4,078,457.21
Transportation	16,094,129.00	13,940,518.00	---	13,940,518.00	1,937,787.00	215,824.00
Labor and Indus- trial Relations	1,979,495.00	1,448,719.03	203.85	1,448,922.88	---	530,572.12
Mental Health	804,720,575.00	754,375,010.32	754,518.80	755,129,529.12	21,143,840.00	28,447,205.88
Natural Resources	32,205,036.50	30,191,963.45	(13.50)	30,191,949.95	1,043,500.00	969,586.55
Public Safety	107,424,692.03	70,750,680.70	1,443.00	70,752,123.70	10,552,734.97	26,119,833.36
Revenue	1,385,828,318.00	1,287,369,005.52	(11,116.08)	1,287,357,889.44	---	98,470,428.56
Social Services	3,720,398,998.38	3,503,231,220.05	195,652.44	3,503,426,872.49	1,506,885.00	215,465,240.89
Corrections	694,541,729.81	662,464,985.84	1,338.02	662,466,323.86	9,844,268.48	22,231,137.47
Subtotals	9,192,835,006.28	8,252,838,511.49	1,042,510.06	8,253,881,021.55	116,652,945.00	822,301,039.73
Appropriated Transfers Out	6,794,745,515.00	6,411,386,699.90	132,455.16	6,411,519,155.06	---	383,226,359.94
Totals	<u>\$ 15,987,580,521.28</u>	<u>\$ 14,664,225,211.39</u>	<u>\$ 1,174,965.22</u>	<u>\$ 14,665,400,176.61</u>	<u>\$ 116,652,945.00</u>	<u>\$ 1,205,527,399.67</u>

The notes are an integral part of this report.

STATE OF MISSOURI
CHART OF APPROPRIATIONS AND EXPENDITURES BY DEPARTMENT
GENERAL REVENUE FUNDS
FOR THE APPROPRIATION YEAR 2015
Millions of Dollars



Appropriations
 Expenditures

**STATE OF MISSOURI
OPERATING COSTS AND FLOW THROUGH PAYMENTS BY DEPARTMENT
ALL FUNDS
APPROPRIATION YEAR 2015**

Each year State departments receive appropriations. These appropriations include expenditures to operate the department, expenditures made for the benefit of other departments, and distributions to other entities such as local governments or school districts. The "operating costs" are the expenditures made from the department's appropriations which are used to provide that department's services. The "flow through payments" includes expenditures used to fund other entities' or other departments' expenses and distributions to individuals, other entities, or other departments for ultimate expenditure.

An analysis of an agency's operating costs gives a better indication of its effectiveness because operating costs are directly controlled by the agency's management. Flow through payments are normally the result of statutory or grant requirements. The spending of these moneys is more directly controlled by the entity or department which receives the flow through moneys.

The schedule on the following page shows that the moneys appropriated to an agency are not totally used for operation of that agency. This schedule shows appropriated expenditures for appropriation year 2015. However, these figures do not include appropriated expenditures of \$1,274,271,643.18 for refunds for overpayment of taxes and fees or investment of State money.

Expenditures for retirement, social security, health care, reimbursements to Employment Security, and statewide insurance in the amount of \$900,217,182.82 have been allocated to the various departments. Most of the funding was appropriated to the Office of Administration.

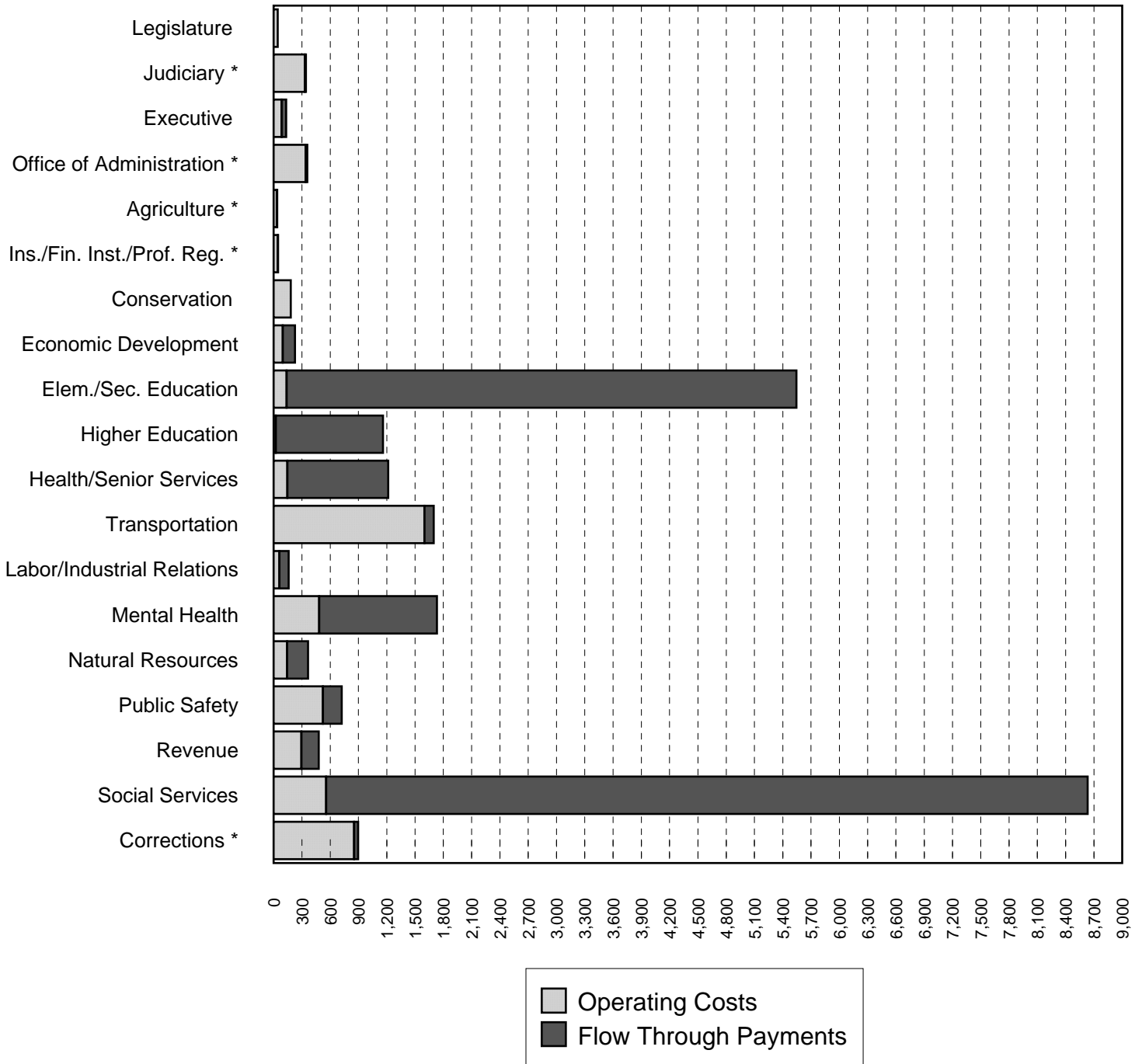
The expenditures for debt service are segregated as they represent operating expenditures of the State as a whole. These expenditures are normally administered by the Office of Administration.

**STATE OF MISSOURI
OPERATING COSTS AND FLOW THROUGH PAYMENTS BY DEPARTMENT
ALL FUNDS
APPROPRIATION YEAR 2015**

	Operating Costs	Flow Through Payments
Legislature	\$ 45,285,436.43	\$ ---
Judiciary	330,866,812.17	12,002,161.70
Executive	85,903,675.36	49,647,960.99
Office of Administration (Note 6)	339,306,176.96	19,963,329.09
Agriculture	34,645,338.34	5,576,772.09
Insurance, Financial Institutions and Professional Registration	46,143,705.29	1,366,681.69
Conservation	182,507,571.97	---
Economic Development	96,348,058.95	131,117,536.67
Elementary and Secondary Education	137,557,946.84	5,407,908,738.07
Higher Education	23,131,235.32	1,138,818,310.72
Health and Senior Services	145,634,328.39	1,071,666,620.81
Transportation (Note 6)	1,599,925,852.82	98,833,988.06
Labor and Industrial Relations	61,493,410.58	98,879,891.53
Mental Health	484,824,251.52	1,248,152,459.87
Natural Resources	143,200,647.03	222,823,648.00
Public Safety	522,242,361.83	202,812,507.78
Revenue	294,027,015.93	185,366,051.49
Social Services	556,867,300.66	8,078,301,929.52
Corrections	854,331,316.45	44,487,003.92
Debt Service (Note 6)	449,437,660.27	---
	<u>\$ 6,433,680,103.11</u>	<u>\$ 18,017,725,592.00</u>
Totals		

The notes are an integral part of this report.

STATE OF MISSOURI
CHART OF OPERATING COSTS AND FLOW THROUGH PAYMENTS BY DEPARTMENT
ALL FUNDS
FOR THE APPROPRIATION YEAR 2015
Millions of Dollars



*Immaterial Flow Through amounts not shown on this scale.

STATE OF MISSOURI
SUMMARY OF EXPENDITURES BY MAJOR CATEGORY
AND FUND GROUP AND TRANSFERS OUT BY FUND GROUP
FOR THE APPROPRIATION YEAR 2015

	Personal Service	Expense and Equipment	Capital Improvements	Program Specific (Note 5)	Appropriated Transfers Out	Totals
General Fund						
General Revenue						
Funds	\$ 1,030,946,466.42	\$ 443,713,181.84	\$ 44,213,463.36	\$ 6,735,007,909.93	\$ 6,411,519,155.06	\$ 14,665,400,176.61
Federal Funds	391,480,033.06	285,126,309.52	21,158,836.72	7,032,362,352.28	387,076,254.90	8,117,203,786.48
Special Revenue Funds	401,840,435.18	240,637,565.73	19,956,805.64	5,696,542,769.95	1,774,281,166.50	8,133,258,743.00
Debt Service Funds	---	---	---	233,541,866.66	---	233,541,866.66
Capital Projects Funds	384,899,181.39	295,716,242.31	764,809,939.97	276,968,323.39	22,697,965.55	1,745,091,652.61
Permanent Funds	---	3,772.00	---	3,228.00	---	7,000.00
Enterprise Funds	62,535,716.96	211,750,913.02	1,504,991.81	14,182,465.76	306,059,117.71	596,033,205.26
Internal Service Funds	43,493,610.56	136,953,153.68	344,073.52	24,624,118.24	22,407,606.17	227,822,562.17
Agency Funds	854,400,070.67	102,859.75	---	20,912,202.31	3,655,583.52	879,070,716.25
Private Purpose Trust Funds	519,442.36	1,152,514.54	---	54,272,521.76	46,628,590.56	102,573,069.22
Totals	\$ 3,170,114,956.60	\$ 1,615,156,512.39	\$ 851,988,111.02	\$ 20,088,417,758.28	\$ 8,974,325,439.97	\$ 34,700,002,778.26

The notes are an integral part of this report.

STATE OF MISSOURI
SUMMARY OF EXPENDITURES BY DEPARTMENT,
FUND GROUP AND MAJOR CATEGORY AND TRANSFERS OUT BY FUND GROUP
FOR THE APPROPRIATION YEAR 2015

	General Fund										Totals
	General		Special Revenue Funds	Debt Service Funds	Capital Projects Funds	Permanent Funds	Enterprise Funds	Internal Service Funds	Agency Funds	Private Purpose Trust Funds	
	Revenue Funds	Federal Funds									
Legislature											
Personal Service	\$ 25,650,735.77	\$ ---	\$ 70,977.38	\$ ---	\$ ---	\$ ---	\$ ---	\$ ---	\$ ---	\$ ---	\$ 25,721,713.15
Expense and Equipment	7,893,045.87	---	66,048.40	---	---	---	28,452.46	---	---	---	7,987,546.73
Capital Improvements	100,000.00	---	---	---	---	---	---	---	---	---	100,000.00
Program Specific (Note 5)	6,654.44	---	---	---	---	---	---	---	---	---	6,654.44
Judiciary											
Personal Service	179,460,930.67	2,934,646.20	2,036,322.85	---	---	---	---	---	---	---	184,431,899.72
Expense and Equipment	23,697,294.47	2,896,840.44	5,693,332.21	---	---	---	56,248.31	---	---	---	32,343,715.43
Capital Improvements	3,870.28	---	---	---	---	---	---	---	---	---	3,870.28
Program Specific (Note 5)	14,281,616.17	481,101.87	4,313,589.47	---	---	---	1,800.00	2,630,908.97	---	---	21,709,016.48
Executive											
Personal Service	33,074,360.93	3,262,474.82	4,176,856.15	---	---	---	136,120.00	10,183.13	---	519,442.36	41,179,437.39
Expense and Equipment	14,341,732.08	3,170,220.99	3,949,085.75	---	---	---	4,115.00	67,107.65	---	1,152,514.54	22,684,776.01
Capital Improvements	2,697,080.82	311,962.79	---	---	---	---	---	---	---	---	3,009,043.61
Program Specific (Note 5)	8,160,010.39	3,651,788.98	175,887.45	---	---	---	---	---	---	39,309,426.82	51,297,113.64
Office of Administration											
Personal Service	33,587,307.64	12,899,906.69	3,240,948.08	---	---	---	899,210.26	29,690,720.72	854,400,070.67	---	934,718,164.06
Expense and Equipment	58,395,388.17	36,850,567.53	12,527,001.14	---	239,590.04	---	2,302,365.58	107,792,372.61	102,859.75	---	218,210,144.82
Capital Improvements	5,556,340.96	---	---	---	1,354,369.53	---	17,451.52	331,696.77	---	---	7,259,858.78
Program Specific (Note 5)	122,263,005.44	9,905,784.61	3,790,803.68	71,564,630.97	208,441.72	---	136,911.13	10,717,413.72	186,724.88	---	218,773,716.15
Agriculture											
Personal Service	3,636,187.56	1,338,846.45	8,646,091.36	---	---	---	1,392,166.55	---	---	---	15,013,291.92
Expense and Equipment	1,543,024.27	797,702.97	4,412,713.39	---	---	---	4,213,162.70	---	---	---	10,966,603.33
Capital Improvements	150,122.62	306,319.75	96,179.78	---	---	---	---	---	---	---	552,622.15
Program Specific (Note 5)	5,375,512.57	456,755.72	971,084.60	---	---	---	39,219.11	---	---	---	6,842,572.00
Insurance, Financial Institutions and Professional Registration											
Personal Service	---	140,297.84	23,783,666.88	---	---	---	---	3,324,689.48	---	---	27,248,654.20
Expense and Equipment	---	11,719.91	5,834,408.71	---	---	---	---	1,024,648.57	---	---	6,870,777.19
Capital Improvements	---	---	12,065.28	---	---	---	---	8,761.25	---	---	20,826.53
Program Specific (Note 5)	---	1,166,681.69	278,528.61	---	---	---	---	36,411.79	---	---	1,481,622.09
Conservation											
Personal Service	---	---	77,736,871.60	---	---	---	---	---	---	---	77,736,871.60
Expense and Equipment	---	---	63,524,799.81	---	---	---	---	---	---	---	63,524,799.81
Capital Improvements	---	---	12,331,249.50	---	---	---	---	---	---	---	12,331,249.50
Program Specific (Note 5)	---	---	12,532,522.31	---	---	---	---	---	---	---	12,532,522.31
Economic Development											
Personal Service	3,330,934.18	13,774,348.50	12,909,190.15	---	---	---	---	637,141.68	---	---	30,651,614.51
Expense and Equipment	2,932,487.37	3,769,462.87	23,971,258.03	---	---	---	---	167,237.56	---	---	30,840,445.83
Capital Improvements	---	---	---	---	---	---	---	---	---	---	---
Program Specific (Note 5)	28,262,697.60	84,684,423.33	30,311,724.89	---	---	---	---	---	8,570,164.08	---	151,829,009.90
Elementary and Secondary Education											
Personal Service	29,524,188.06	34,194,657.43	212,456.13	---	---	---	---	---	---	---	63,931,301.62
Expense and Equipment	41,973,605.23	14,919,187.12	7,043,885.26	---	---	---	---	---	---	---	63,936,677.61
Capital Improvements	622,554.83	11,631.04	211,777.57	---	---	---	---	---	---	---	845,963.44
Program Specific (Note 5)	113,741,459.82	911,929,207.96	4,358,866,636.56	---	---	---	---	---	---	---	5,384,537,304.34
Higher Education											
Personal Service	478,239.79	31,922.20	2,045,595.38	---	---	---	---	---	---	---	2,555,757.37
Expense and Equipment	437,763.07	55,652.55	9,295,398.59	---	---	---	---	---	---	---	9,788,814.21
Capital Improvements	---	---	---	---	---	---	---	---	---	---	---
Program Specific (Note 5)	871,723,673.25	1,028,251.35	271,311,326.46	---	1,188,365.47	---	---	---	3,608,816.28	---	1,148,860,432.81

STATE OF MISSOURI
SUMMARY OF EXPENDITURES BY DEPARTMENT,
FUND GROUP AND MAJOR CATEGORY AND TRANSFERS OUT BY FUND GROUP
FOR THE APPROPRIATION YEAR 2015

	General Fund		Special Revenue Funds	Debt Service Funds	Capital Projects Funds	Permanent Funds	Enterprise Funds	Internal Service Funds	Agency Funds	Private Purpose Trust Funds	Totals
	General Revenue Funds	Federal Funds									
Health and Senior Services											
Personal Service	26,357,293.91	43,367,649.12	3,716,932.72	---	---	---	---	---	---	---	73,441,875.75
Expense and Equipment	5,511,357.26	16,573,399.84	4,814,636.25	---	---	3,772.00	---	---	---	---	26,903,165.35
Capital Improvements	---	---	---	---	---	---	---	---	---	---	---
Program Specific (Note 5)	264,396,416.62	811,867,923.21	5,256,255.97	---	---	3,228.00	---	---	18,703.23	---	1,081,542,527.03
Transportation											
Personal Service	---	896,924.32	1,548,314.81	---	381,523,507.55	---	---	---	---	---	383,968,746.68
Expense and Equipment	---	2,742,053.80	299,489.23	---	290,279,162.04	---	---	---	---	---	293,320,705.07
Capital Improvements	---	---	13,167.75	---	762,670,805.20	---	---	---	---	---	762,683,972.95
Program Specific (Note 5)	13,940,518.00	70,617,057.24	32,229,153.11	161,977,235.69	274,178,232.02	---	---	---	---	---	552,942,196.06
Labor and Industrial Relations											
Personal Service	1,231,473.57	21,973,129.26	8,993,490.69	---	---	---	---	---	---	---	32,198,093.52
Expense and Equipment	140,160.93	3,273,534.53	5,122,357.21	---	---	---	---	---	---	---	8,536,052.67
Capital Improvements	931.00	---	100,697.74	---	---	---	---	---	---	---	101,628.74
Program Specific (Note 5)	76,357.38	10,079,364.89	93,940,277.29	---	---	---	---	---	1,390,022.38	---	105,486,021.94
Mental Health											
Personal Service	187,794,423.65	63,637,687.24	2,040,603.29	---	---	---	---	---	---	---	253,472,714.18
Expense and Equipment	73,489,416.47	10,553,135.02	1,104,970.95	---	---	---	---	241,056.34	---	---	85,388,578.78
Capital Improvements	10,146,944.31	---	---	---	---	---	---	---	---	---	10,146,944.31
Program Specific (Note 5)	483,698,744.69	736,563,082.88	12,921,917.21	---	---	---	---	13,656,029.17	8,270.58	---	1,246,848,044.53
Natural Resources											
Personal Service	5,913,657.74	14,960,601.22	36,159,519.59	---	---	---	1,977,356.85	3,638,301.72	---	---	62,649,437.12
Expense and Equipment	6,996,317.04	5,941,725.75	12,558,366.47	---	---	---	8,223,692.89	2,081,421.52	---	---	35,801,523.67
Capital Improvements	14,530,789.07	526,000.14	144,947.83	---	---	---	1,227,225.95	---	---	---	16,428,962.99
Program Specific (Note 5)	2,751,186.10	10,692,071.11	196,354,392.23	---	---	---	12,480,072.23	---	---	---	222,277,721.67
Public Safety											
Personal Service	36,007,292.74	17,643,656.69	201,665,981.76	---	3,375,673.84	---	51,417,713.55	---	---	---	310,110,318.58
Expense and Equipment	19,790,530.82	24,456,178.34	69,002,447.71	---	5,197,490.23	---	13,889,528.29	12,210.20	---	---	132,348,385.59
Capital Improvements	3,324,312.95	19,999,580.19	7,046,249.59	---	784,765.24	---	260,314.34	---	---	---	31,415,222.31
Program Specific (Note 5)	11,629,987.19	172,126,824.15	12,564,334.32	---	1,393,284.18	---	1,521,828.62	---	36,804.85	---	199,273,063.31
Revenue											
Personal Service	29,992,515.87	114,881.52	7,882,144.17	---	---	---	6,713,149.75	---	---	---	44,702,691.31
Expense and Equipment	22,320,459.89	2,388,640.65	6,343,487.88	---	---	---	183,118,048.56	---	---	---	214,170,636.98
Capital Improvements	---	---	---	---	---	---	---	---	---	---	---
Program Specific (Note 5)	1,235,044,913.68	---	196,398,130.95	---	---	---	4,434.67	---	858,784.94	---	1,432,306,264.24
Social Services											
Personal Service	78,893,336.28	158,852,121.44	4,974,472.19	---	---	---	---	---	---	---	242,719,929.91
Expense and Equipment	55,672,438.67	156,163,780.39	4,521,355.62	---	---	---	---	999,316.44	---	---	217,356,891.12
Capital Improvements	562,841.63	3,342.81	470.60	---	---	---	---	---	---	---	566,655.04
Program Specific (Note 5)	3,368,298,255.91	4,207,043,140.29	464,207,632.09	---	---	---	---	---	3,603,002.12	14,963,094.94	8,058,115,125.35
Corrections											
Personal Service	356,013,588.06	1,456,282.12	---	---	---	---	---	6,192,573.83	---	---	363,662,444.01
Expense and Equipment	108,578,160.23	562,506.82	552,523.12	---	---	---	---	24,483,082.02	---	---	134,176,272.19
Capital Improvements	6,517,674.89	---	---	---	---	---	---	3,615.50	---	---	6,521,290.39
Program Specific (Note 5)	191,356,900.68	68,893.00	118,572.75	---	---	---	---	212,463.56	---	---	191,756,829.99
Transfers Out											
Appropriated	6,411,519,155.06	387,076,254.90	1,774,281,166.50	---	22,697,965.55	---	306,059,117.71	22,407,606.17	3,655,583.52	46,628,590.56	8,974,325,439.97
Totals	\$ 14,665,400,176.61	\$ 8,117,203,786.48	\$ 8,133,258,743.00	\$ 233,541,866.66	\$ 1,745,091,652.61	\$ 7,000.00	\$ 596,033,205.26	\$ 227,822,562.17	\$ 879,070,716.25	\$ 102,573,069.22	\$ 34,700,002,778.26

The notes are an integral part of this report.

STATE OF MISSOURI
SUMMARY OF APPROPRIATIONS BY FUND GROUP
FOR THE APPROPRIATION YEAR 2015

	<u>Appropriations</u>	<u>Expenditures and Appropriated Transfers Out</u>	<u>Reappropriations to 2016</u>	<u>Lapse of Appropriations</u>
General Fund:				
General Revenue Funds	\$ 15,987,580,521.28	\$ 14,665,400,176.61	\$ 116,652,945.00	\$ 1,205,527,399.67
Federal Funds	9,610,052,531.03	8,117,203,786.48	30,551,765.00	1,462,296,979.55
Special Revenue Funds	9,320,840,974.37	8,133,258,743.00	40,755,443.00	1,146,826,788.37
Debt Service Funds	246,404,716.00	233,541,866.66	---	12,862,849.34
Capital Projects Funds	2,261,931,213.02	1,745,091,652.61	251,569,597.00	265,269,963.41
Permanent Funds	10,165.00	7,000.00	---	3,165.00
Enterprise Funds	718,415,139.77	596,033,205.26	36,229,180.00	86,152,754.51
Internal Service Funds	296,007,350.00	227,822,562.17	---	68,184,787.83
Agency Funds	928,824,768.00	879,070,716.25	---	49,754,051.75
Private Purpose Trust Funds	114,136,480.00	102,573,069.22	---	11,563,410.78
Totals	<u>\$ 39,484,203,858.47</u>	<u>\$ 34,700,002,778.26</u>	<u>\$ 475,758,930.00</u>	<u>\$ 4,308,442,150.21</u>

The notes are an integral part of this report.

STATE OF MISSOURI
SUMMARY OF APPROPRIATIONS BY FUND AND DEPARTMENT
GENERAL REVENUE FUNDS
FOR THE APPROPRIATION YEAR 2015

	Appropriations	Expenditures and Appropriated Transfers Out	Reappropriations to 2016	Lapse of Appropriations
<u>General Revenue - 0101</u>				
Legislature	\$ 35,177,255.00	\$ 33,650,436.08	\$ ---	\$ 1,526,818.92
Judiciary	215,494,676.00	210,714,559.85	---	4,780,116.15
Executive	49,338,155.00	47,050,557.19	---	2,287,597.81
Office of Administration	292,123,316.79	192,277,813.22	1,000,000.00	98,845,503.57
Agriculture	5,144,769.00	4,965,209.55	---	179,559.45
Economic Development	12,652,629.00	5,699,449.90	---	6,953,179.10
Elementary and Secondary Education	188,491,006.00	181,974,675.38	---	6,516,330.62
Higher Education	877,258,025.00	819,993,682.28	31,875,000.00	25,389,342.72
Health and Senior Services	297,218,691.00	294,096,481.26	---	3,122,209.74
Transportation	16,094,129.00	13,940,518.00	1,937,787.00	215,824.00
Labor and Industrial Relations	1,523,564.00	1,397,991.88	---	125,572.12
Mental Health	753,842,023.00	734,634,979.30	7,498,991.00	11,708,052.70
Natural Resources	29,925,947.50	29,491,015.44	---	434,932.06
Public Safety	92,313,249.00	66,502,632.08	---	25,810,616.92
Revenue	1,383,298,307.00	1,285,594,579.11	---	97,703,727.89
Social Services	1,651,861,523.00	1,595,601,801.00	---	56,259,722.00
Corrections	677,370,483.00	655,155,768.84	---	22,214,714.16
<u>Uncompensated Care - 0108</u>				
Social Services	92,794,914.00	92,794,914.00	---	---
<u>Facilities Maintenance Reserve - 0124</u>				
Office of Administration	110,329,949.25	16,973,769.22	32,258,530.72	61,097,649.31
Agriculture	419,690.13	380,387.47	39,300.93	1.73
Elementary and Secondary Education	6,285,582.34	1,019,275.96	5,266,303.90	2.48
Labor and Industrial Relations	931.00	931.00	---	---
Mental Health	20,375,052.00	6,730,197.09	13,644,849.00	5.91
Natural Resources	1,089,251.00	45,750.00	1,043,500.00	1.00
Public Safety	14,097,190.03	3,544,453.08	10,552,734.97	1.98
Revenue	414,754.00	406,299.48	---	8,454.52
Social Services	2,460,652.38	953,766.64	1,506,885.00	0.74
Corrections	17,141,246.81	7,296,971.54	9,844,268.48	6.79
<u>State Property Preservation - 0128</u>				
Office of Administration	1.00	---	---	1.00
<u>Marguerite Ross Barnett Scholarship - 0131</u>				
Higher Education	500,000.00	409,454.25	---	90,545.75
<u>Intergovernmental Transfer - 0139</u>				
Social Services	190,528,225.00	145,843,997.45	---	44,684,227.55
<u>Federal Reimbursement Allowance - 0142</u>				
Social Services	1,446,975,609.00	1,444,498,986.83	---	2,476,622.17
<u>Pharmacy Reimbursement Allowance - 0144</u>				
Office of Administration	1.00	0.69	---	0.31
Social Services	181,009,805.00	147,656,243.47	---	33,353,561.53

**STATE OF MISSOURI
SUMMARY OF APPROPRIATIONS BY FUND AND DEPARTMENT
GENERAL REVENUE FUNDS
FOR THE APPROPRIATION YEAR 2015**

	Appropriations	Expenditures and Appropriated Transfers Out	Reappropriations to 2016	Lapse of Appropriations
<u>State Treasurer's General</u>				
<u>Operations - 0164</u>				
Executive	2,064,599.00	1,875,328.19	---	189,270.81
Office of Administration	1,737.00	1,736.80	---	0.20
<u>Child Support Enforcement - 0169</u>				
Office of Administration	1,732,706.00	493,524.23	---	1,239,181.77
Revenue	2,115,256.00	1,357,010.85	---	758,245.15
Social Services	10,054,571.00	6,753,260.68	---	3,301,310.32
<u>Missouri Technology</u>				
<u>Investment - 0172</u>				
Economic Development	18,360,000.00	17,809,200.00	---	550,800.00
<u>Missouri Water Development - 0174</u>				
Natural Resources	465,795.00	459,543.11	---	6,251.89
<u>Missouri Humanities Council</u>				
<u>Trust - 0177</u>				
Economic Development	1,400,000.00	1,400,000.00	---	---
<u>Post Closure - 0198</u>				
Natural Resources	424,073.00	5,030.00	---	419,043.00
<u>Health Access Incentive - 0276</u>				
Office of Administration	7,690.00	3,220.15	---	4,469.85
Health and Senior Services	790,926.00	765,216.17	---	25,709.83
<u>Business Extension Service</u>				
<u>Team - 0280</u>				
Economic Development	40,000.00	32,597.27	---	7,402.73
<u>Independent Living Center - 0284</u>				
Elementary and Secondary Education	390,556.00	347,563.33	---	42,992.67
<u>MO Senior Svc Protection - 0421</u>				
Health and Senior Services	25,000.00	25,000.00	---	---
<u>Martin Luther King, Jr. State</u>				
<u>Celebration Commision - 0438</u>				
Labor and Industrial Relations	5,000.00	---	---	5,000.00
<u>Surplus Revenue - 0497</u>				
Executive	79,900.00	---	---	79,900.00
Elementary and Secondary Education	163,202,591.00	---	---	163,202,591.00
Revenue	1.00	---	---	1.00
Social Services	10,000,000.00	---	---	10,000,000.00
<u>Quality Improvement</u>				
<u>Revolving - 0537</u>				
Higher Education	166,869.00	19,079.70	---	147,789.30

**STATE OF MISSOURI
SUMMARY OF APPROPRIATIONS BY FUND AND DEPARTMENT
GENERAL REVENUE FUNDS
FOR THE APPROPRIATION YEAR 2015**

	Appropriations	Expenditures and Appropriated Transfers Out	Reappropriations to 2016	Lapse of Appropriations
<u>International Promotions</u>				
<u>Revolving - 0567</u>				
Office of Administration	2,762.00	---	---	2,762.00
Economic Development	1,402,238.00	46,489.52	---	1,355,748.48
<u>Missouri CASA - 0590</u>				
Judiciary	100,000.00	74,589.69	---	25,410.31
<u>Missouri Job Development - 0600</u>				
Office of Administration	7,000.00	1,923.23	---	5,076.77
Economic Development	15,667,114.00	4,578,171.81	---	11,088,942.19
<u>Attorney General's Court</u>				
<u>Costs - 0603</u>				
Executive	187,000.00	114,172.10	---	72,827.90
<u>Missouri Breeders - 0605</u>				
Public Safety	5,000.00	---	---	5,000.00
<u>Healthy Families Trust - 0625</u>				
Office of Administration	65.00	64.00	---	1.00
Higher Education	437,640.00	437,640.00	---	---
Mental Health	2,280,894.00	2,280,793.95	---	100.05
Public Safety	145,014.00	108,550.77	---	36,463.23
Social Services	95,484,660.00	55,373,562.89	---	40,111,097.11
<u>Merchandising Practices</u>				
<u>Revolving - 0631</u>				
Executive	6,733,180.05	5,092,649.61	184,794.00	1,455,736.44
<u>Petition Audit Revolving Trust - 0648</u>				
Executive	872,033.00	316,069.23	---	555,963.77
<u>Excellence In Education - 0651</u>				
Office of Administration	180,710.00	61,699.25	---	119,010.75
Elementary and Secondary Education	2,931,980.00	1,858,527.28	---	1,073,452.72
<u>Environmental Radiation</u>				
<u>Monitoring - 0656</u>				
Office of Administration	1,300.00	1,300.00	---	---
Health and Senior Services	93,583.00	85,100.89	---	8,482.11
Natural Resources	299,970.00	190,611.40	---	109,358.60
<u>Health - Donated - 0658</u>				
Office of Administration	20,563.00	1,032.42	---	19,530.58
Health and Senior Services	2,108,543.00	1,187,509.47	---	921,033.53
<u>Antitrust Revolving - 0666</u>				
Executive	636,874.00	371,993.28	---	264,880.72
<u>Energy Set-Aside Program - 0667</u>				
Office of Administration	84,914.00	20,880.96	---	64,033.04
Economic Development	22,572,442.00	3,333,170.19	---	19,239,271.81

**STATE OF MISSOURI
SUMMARY OF APPROPRIATIONS BY FUND AND DEPARTMENT
GENERAL REVENUE FUNDS
FOR THE APPROPRIATION YEAR 2015**

	Appropriations	Expenditures and Appropriated Transfers Out	Reappropriations to 2016	Lapse of Appropriations
<u>Highway Patrol Academy - 0674</u>				
Public Safety	799,239.00	563,231.88	---	236,007.12
<u>State Elections Subsidy - 0686</u>				
Executive	1,195,696.00	1,193,488.45	---	2,207.55
<u>State Legal Expense - 0692</u>				
Office of Administration	9,871,435.00	9,869,375.98	---	2,059.02
<u>Office of Administration Donated - 0722</u>				
Office of Administration	1,000,000.00	69,502.35	---	930,497.65
<u>Grants and Contributions - 0723</u>				
Office of Administration	200,000.00	---	---	200,000.00
<u>Long-Term Support UPL - 0724</u>				
Social Services	17,502,101.00	---	---	17,502,101.00
<u>Blind Pension Premium - 0725</u>				
Social Services	6,556,078.00	---	---	6,556,078.00
<u>Biodiesel Fuel Revolving - 0730</u>				
Economic Development	28,737.00	---	---	28,737.00
<u>After-School Retreat Reading and Assessment Grant Program - 0732</u>				
Elementary and Secondary Education	20,000.00	9,827.00	---	10,173.00
<u>Drug Court Resources - 0733</u>				
Judiciary	6,929,397.00	6,654,562.05	---	274,834.95
<u>Investors Restitution - 0741</u>				
Executive	2,000,000.00	634,283.39	---	1,365,716.61
<u>Missouri Commission for the Deaf and Hard of Hearing - 0743</u>				
Office of Administration	2,000.00	---	---	2,000.00
Elementary and Secondary Education	152,762.00	4,105.24	---	148,656.76
<u>State Supplemental Downtown Development - 0766</u>				
Economic Development	1,247,139.00	1,134,395.45	---	112,743.55
<u>Missouri Qualified Biodiesel Producer Incentive - 0777</u>				
Agriculture	5,525,000.00	5,359,250.00	---	165,750.00
<u>Highway Patrol Expense - 0793</u>				
Public Safety	65,000.00	33,255.89	---	31,744.11
<u>AH Comm Ed Due Process Hearing - 0818</u>				
Office of Administration	131,771.00	25,725.14	---	106,045.86

**STATE OF MISSOURI
SUMMARY OF APPROPRIATIONS BY FUND AND DEPARTMENT
GENERAL REVENUE FUNDS
FOR THE APPROPRIATION YEAR 2015**

	Appropriations	Expenditures and Appropriated Transfers Out	Reappropriations to 2016	Lapse of Appropriations
<u>Library Networking - 0822</u>				
Executive	900,000.00	793,851.37	---	106,148.63
<u>Investor Education and Protection - 0829</u>				
Executive	1,736,904.00	811,698.61	---	925,205.39
<u>Academic Scholarship - 0840</u>				
Higher Education	22,676,666.00	18,065,000.00	---	4,611,666.00
<u>Advantage Missouri Trust - 0856</u>				
Higher Education	15,000.00	---	---	15,000.00
<u>Premium - 0885</u>				
Social Services	13,530,502.00	13,530,466.16	---	35.84
<u>Assistive Technology Loan Revolving - 0889</u>				
Elementary and Secondary Education	634,829.00	555,894.80	---	78,934.20
<u>Childhood Lead Testing - 0899</u>				
Office of Administration	13,032.00	474.57	---	12,557.43
Health and Senior Services	76,782.00	75,805.64	---	976.36
<u>Downtown Revitalization Preservation - 0907</u>				
Economic Development	200,000.00	---	---	200,000.00
<u>Livestock Feed Crop Input Loan - 0914</u>				
Agriculture	50,000.00	---	---	50,000.00
<u>School for the Blind Trust - 0920</u>				
Elementary and Secondary Education	1,500,000.00	61,637.45	---	1,438,362.55
<u>School for the Deaf Trust - 0922</u>				
Elementary and Secondary Education	49,500.00	30,301.50	---	19,198.50
<u>Institution Gift Trust - 0925</u>				
Office of Administration	90.00	---	---	90.00
Agriculture	27,815.00	---	---	27,815.00
Higher Education	218,109.00	140,016.74	---	78,092.26
Corrections	30,000.00	13,583.48	---	16,416.52
<u>Secretary of State - Wolfner State Library - 0928</u>				
Executive	30,000.00	19,092.80	---	10,907.20
<u>DMH Local Tax Matching Fund - 0930</u>				
Mental Health	28,212,606.00	11,478,509.79	---	16,734,096.21
<u>Energy Futures Fund - 0935</u>				
Economic Development	5,342,107.00	492,645.01	---	4,849,461.99

**STATE OF MISSOURI
SUMMARY OF APPROPRIATIONS BY FUND AND DEPARTMENT
GENERAL REVENUE FUNDS
FOR THE APPROPRIATION YEAR 2015**

	<u>Appropriations</u>	<u>Expenditures and Appropriated Transfers Out</u>	<u>Reappropriations to 2016</u>	<u>Lapse of Appropriations</u>
<u>Line of Duty - 0939</u>				
Labor and Industrial Relations	450,000.00	50,000.00	---	400,000.00
<u>Children's Special Health Care Needs - 0950</u>				
Health and Senior Services	30,000.00	29,954.36	---	45.64
<u>A+ Schools - 0955</u>				
Higher Education	35,000,000.00	33,564,303.14	---	1,435,696.86
<u>Recovery Audit and Compliance - 0974</u>				
Social Services	1,635,358.00	419,873.37	---	1,215,484.63
<u>Foster Care and Adopt Parents Retention & Recruitment - 0979</u>				
Social Services	5,000.00	---	---	5,000.00
<u>AP Incentive Grant - 0983</u>				
Higher Education	100,000.00	10,500.00	---	89,500.00
<u>Puppy Protection Trust Fund - 0985</u>				
Agriculture	1,000.00	---	---	1,000.00
<u>Developmental Disabilities Waiting List Equity Trust - 0986</u>				
Mental Health	10,000.00	5,048.99	---	4,951.01
Subtotals	9,192,835,006.28	8,253,881,021.55	116,652,945.00	822,301,039.73
Appropriated Transfers Out	<u>6,794,745,515.00</u>	<u>6,411,519,155.06</u>	---	<u>383,226,359.94</u>
Totals	<u>\$ 15,987,580,521.28</u>	<u>\$ 14,665,400,176.61</u>	<u>\$ 116,652,945.00</u>	<u>\$ 1,205,527,399.67</u>

STATE OF MISSOURI
SUMMARY OF APPROPRIATIONS BY FUND AND DEPARTMENT
FEDERAL FUNDS
FOR THE APPROPRIATION YEAR 2015

	Appropriations	Expenditures and Appropriated Transfers Out	Reappropriations to 2016	Lapse of Appropriations
<u>Vocational Rehabilitation - 0104</u>				
Office of Administration	\$ 2,625.00	\$ 2,477.00	\$ ---	\$ 148.00
Elementary and Secondary Education	99,442,572.00	87,834,154.73	---	11,608,417.27
<u>Elementary and Secondary Education - 0105</u>				
Office of Administration	56,958.00	16,509.73	---	40,448.27
Elementary and Secondary Education	989,126,970.00	872,735,340.78	---	116,391,629.22
<u>Office of the State Public Defender - 0112</u>				
Judiciary	125,000.00	---	---	125,000.00
<u>Pharmacy Rebates - 0114</u>				
Social Services	197,003,317.00	196,978,407.59	---	24,909.41
<u>State Auditor - 0115</u>				
Executive	896,891.00	510,644.30	---	386,246.70
Office of Administration	811.00	810.00	---	1.00
<u>Higher Education - 0116</u>				
Office of Administration	2,936.00	2,934.73	---	1.27
Higher Education	5,783,795.00	1,115,826.10	---	4,667,968.90
<u>Commission on Human Rights - 0117</u>				
Office of Administration	1,098.00	1,097.52	---	0.48
Labor and Industrial Relations	1,172,007.00	936,524.13	---	235,482.87
<u>Community Development Block Grant (Pass-through) - 0118</u>				
Economic Development	70,000,000.00	25,489,482.46	---	44,510,517.54
<u>Third Party Liability Collections - 0120</u>				
Judiciary	390,561.00	294,341.50	---	96,219.50
Office of Administration	1,623.00	1,422.62	---	200.38
Social Services	19,233,323.00	18,745,592.14	---	487,730.86
<u>Juvenile Accountability Incentive Block Grant - 0121</u>				
Public Safety	771,651.00	522,287.09	---	249,363.91
<u>Labor and Industrial Relations Administration - 0122</u>				
Office of Administration	3,918,211.00	3,301,534.19	---	616,676.81
Labor and Industrial Relations	4,266,144.00	3,485,644.54	---	780,499.46
<u>Community Development Block Grant (Administration) - 0123</u>				
Office of Administration	5.00	---	---	5.00
Economic Development	1,137,294.00	490,337.88	---	646,956.12
<u>Multimodal Operations - 0126</u>				
Office of Administration	1,450.00	1,449.25	---	0.75
Transportation	116,898,128.00	59,038,815.17	---	57,859,312.83

**STATE OF MISSOURI
SUMMARY OF APPROPRIATIONS BY FUND AND DEPARTMENT
FEDERAL FUNDS
FOR THE APPROPRIATION YEAR 2015**

	Appropriations	Expenditures and Appropriated Transfers Out	Reappropriations to 2016	Lapse of Appropriations
<u>Economic Development - 0129</u>				
Economic Development	9,386,222.00	226,292.70	---	9,159,929.30
<u>Corrections - 0130</u>				
Office of Administration	1.00	---	---	1.00
Corrections	5,240,196.00	2,087,681.94	---	3,152,514.06
<u>Revenue - 0132</u>				
Revenue	4,104,865.00	2,503,522.17	---	1,601,342.83
<u>Agriculture - 0133</u>				
Office of Administration	817.00	816.00	---	1.00
Agriculture	5,785,574.00	2,895,007.69	1,424,096.00	1,466,470.31
<u>Office of Administration - 0135</u>				
Office of Administration	11,943,667.00	9,382,394.77	---	2,561,272.23
<u>Attorney General - 0136</u>				
Executive	6,479,226.00	3,395,620.08	68,202.00	3,015,403.92
Office of Administration	6,643.00	6,642.28	---	0.72
<u>Supreme Court - 0137</u>				
Judiciary	10,645,943.00	6,018,247.01	---	4,627,695.99
Office of Administration	18,163.00	18,162.15	---	0.85
<u>Missouri Council on the Arts - 0138</u>				
Economic Development	975,802.00	590,069.33	---	385,732.67
<u>Natural Resources - 0140</u>				
Office of Administration	6,223.00	6,222.69	---	0.31
Natural Resources	92,877,141.44	32,120,398.22	2,200,109.00	58,556,634.22
<u>Health - 0143</u>				
Office of Administration	106,076.00	104,146.56	---	1,929.44
Health and Senior Services	911,482,533.00	871,808,972.17	---	39,673,560.83
Public Safety	1,248,247.00	873,682.68	---	374,564.32
<u>State Emergency Management - 0145</u>				
Office of Administration	4,710.00	4,694.16	---	15.84
Public Safety	15,348,120.00	11,267,967.57	---	4,080,152.43
<u>Mental Health Intergovernmental Transfer - 0147</u>				
Mental Health	8,000,100.00	4,843,594.00	---	3,156,506.00
<u>Mental Health - 0148</u>				
Office of Administration	134,358.00	134,357.55	---	0.45
Mental Health	987,578,728.00	805,910,311.14	---	181,668,416.86
<u>Highway Safety - 0149</u>				
Transportation	19,573,664.00	13,849,813.03	---	5,723,850.97
<u>Secretary of State Records - 0150</u>				
Executive	50,000.00	15,025.00	---	34,975.00

**STATE OF MISSOURI
SUMMARY OF APPROPRIATIONS BY FUND AND DEPARTMENT
FEDERAL FUNDS
FOR THE APPROPRIATION YEAR 2015**

	Appropriations	Expenditures and Appropriated Transfers Out	Reappropriations to 2016	Lapse of Appropriations
<u>National Endowment for the Humanities Save America's Treasures - 0151</u>				
Executive	159,678.00	---	---	159,678.00
<u>Public Safety - 0152</u>				
Office of Administration	8,881.00	8,880.00	---	1.00
Public Safety	47,167,513.00	24,800,872.02	---	22,366,640.98
<u>Job Development and Training - 0155</u>				
Office of Administration	4,923.00	4,922.06	---	0.94
Economic Development	120,125,547.00	65,078,978.52	---	55,046,568.48
<u>Election Admin Improvement - 0157</u>				
Executive	9,238,277.00	3,533,939.38	---	5,704,337.62
<u>Election Improvement Revolving Loan - 0158</u>				
Executive	396,185.00	29,000.20	---	367,184.80
<u>Title XIX - 0163</u>				
Social Services	3,758,085,450.00	3,483,115,228.29	---	274,970,221.71
<u>OA Information Technology - 0165</u>				
Office of Administration	71,149,674.00	45,482,465.81	---	25,667,208.19
<u>Secretary of State - 0166</u>				
Executive	200,000.00	6.93	---	199,993.07
<u>Family Services Donations - 0167</u>				
Social Services	143,994.00	8,676.91	---	135,317.09
<u>Missouri Veterans Commission - 0184</u>				
Public Safety	15,056,272.69	988,782.96	11,685,026.00	2,382,463.73
<u>MCSAP/Division of Transportation - 0185</u>				
Transportation	1,999,725.00	1,367,407.16	---	632,317.84
<u>Division of Labor Standards - 0186</u>				
Labor and Industrial Relations	1,378,043.00	844,443.41	---	533,599.59
<u>Assistive Technology - 0188</u>				
Office of Administration	9.00	7.91	---	1.09
Elementary and Secondary Education	831,478.00	485,188.04	---	346,289.96
<u>Federal and Other - 0189</u>				
Social Services	513,920.00	451,703.30	---	62,216.70
<u>Adjutant General - 0190</u>				
Office of Administration	9,334.00	9,333.75	---	0.25
Public Safety	69,612,960.56	40,929,020.27	15,079,411.00	13,604,529.29
<u>Crime Victims - 0191</u>				
Public Safety	3,400,000.00	2,712,778.61	---	687,221.39

**STATE OF MISSOURI
SUMMARY OF APPROPRIATIONS BY FUND AND DEPARTMENT
FEDERAL FUNDS
FOR THE APPROPRIATION YEAR 2015**

	Appropriations	Expenditures and Appropriated Transfers Out	Reappropriations to 2016	Lapse of Appropriations
<u>Insurance - 0192</u>				
Insurance, Financial Institutions and Professional Registration	1,780,723.00	1,318,699.44	---	462,023.56
<u>Public Safety - Homeland Security - 0193</u>				
Public Safety	38,010,272.00	21,061,685.85	---	16,948,586.15
<u>Federal Drug Seizure - 0194</u>				
Public Safety	1,262,167.00	434,316.38	---	827,850.62
<u>Secretary of State - 0195</u>				
Executive	4,600,325.00	2,912,211.69	---	1,688,113.31
<u>Community Service Commission - 0197</u>				
Economic Development	3,944,815.00	3,591,534.67	---	353,280.33
<u>Temporary Assistance for Needy Families - 0199</u>				
Office of Administration	33,363.00	33,362.97	---	0.03
Social Services	185,282,512.00	142,483,803.02	---	42,798,708.98
<u>Social Services and Other Sources - 0610</u>				
Office of Administration	290,694.00	288,158.39	---	2,535.61
Social Services	853,638,422.34	640,927,445.70	94,921.00	212,616,055.64
<u>Missouri Disaster - 0663</u>				
Public Safety	205,087,350.00	126,129,098.06	---	78,958,251.94
<u>Abandoned Mine Reclamation - 0697</u>				
Natural Resources	178.00	---	---	178.00
<u>DYS Child Benefits Fund - 0727</u>				
Social Services	200,000.00	14,978.59	---	185,021.41
<u>Justice Assistance Grant Program - 0782</u>				
Office of Administration	1.00	---	---	1.00
Public Safety	4,901,696.00	4,505,733.68	---	395,962.32
<u>Energy Federal - 0866</u>				
Office of Administration	292.00	290.66	---	1.34
Economic Development	23,758,047.00	6,330,665.18	---	17,427,381.82
<u>Unemployment Compensation Administration - 0948</u>				
Office of Administration	32,851.00	32,850.32	---	0.68
Labor and Industrial Relations	45,592,610.00	30,059,416.60	---	15,533,193.40
<u>Show-Me Heroes - 0995</u>				
Economic Development	500,000.00	370,136.74	---	129,863.26

STATE OF MISSOURI
SUMMARY OF APPROPRIATIONS BY FUND AND DEPARTMENT
FEDERAL FUNDS
FOR THE APPROPRIATION YEAR 2015

	<u>Appropriations</u>	<u>Expenditures and Appropriated Transfers Out</u>	<u>Reappropriations to 2016</u>	<u>Lapse of Appropriations</u>
<u>Federal Stimulus -</u>				
<u>Office of Administration - 2236</u>				
Office of Administration	1,029,251.00	810,315.76	---	218,935.24
<u>Federal Stimulus -</u>				
<u>Agriculture - 2240</u>				
Agriculture	5,869.00	4,617.20	---	1,251.80
<u>Federal Stimulus -</u>				
<u>Natural Resources - 2280</u>				
Economic Development	102,872.00	60,737.22	---	42,134.78
<u>Federal Stimulus - Public Safety</u>				
<u>National Guard Fund - 2287</u>				
Public Safety	15.00	14.20	---	0.80
<u>Federal Stimulus - Social</u>				
<u>Services - 2292</u>				
Social Services	85,002,368.00	39,336,549.39	---	45,665,818.61
Subtotals	9,155,768,947.03	7,730,127,531.58	30,551,765.00	1,395,089,650.45
Appropriated Transfers Out	454,283,584.00	387,076,254.90	---	67,207,329.10
Totals	<u>\$ 9,610,052,531.03</u>	<u>\$ 8,117,203,786.48</u>	<u>\$ 30,551,765.00</u>	<u>\$ 1,462,296,979.55</u>

**STATE OF MISSOURI
SUMMARY OF APPROPRIATIONS BY FUND AND DEPARTMENT
SPECIAL REVENUE FUNDS
FOR THE APPROPRIATION YEAR 2015**

	Appropriations	Expenditures and Appropriated Transfers Out	Reappropriations to 2016	Lapse of Appropriations
<u>Uticare Stabilization - 0134</u>				
Economic Development	\$ 100.00	\$ ---	\$ ---	\$ 100.00
Social Services	4,000,000.00	---	---	4,000,000.00
<u>Nursing Facility Federal Reimbursement Allowance - 0196</u>				
Health and Senior Services	725,000.00	657,994.32	---	67,005.68
Social Services	335,881,325.00	335,704,734.64	---	176,590.36
<u>Motorcycle Safety Trust - 0246</u>				
Transportation	425,000.00	227,020.13	---	197,979.87
<u>Hearing Instrument Specialist - 0247</u>				
Insurance, Financial Institutions and Professional Registration	600.00	164.18	---	435.82
<u>School District Bonds - 0248</u>				
Elementary and Secondary Education	492,000.00	424,222.48	---	67,777.52
<u>Compulsive Gamblers - 0249</u>				
Mental Health	257,016.00	168,507.68	---	88,508.32
Public Safety	56,310.00	207.88	---	56,102.12
<u>Missouri Crime Prevention Information and Programming - 0253</u>				
Public Safety	1,000.00	14.22	---	985.78
<u>Missouri Housing Trust - 0254</u>				
Economic Development	4,450,000.00	3,206,671.39	---	1,243,328.61
<u>Treasurer's Information - 0255</u>				
Executive	8,000.00	761.04	---	7,238.96
<u>State Committee of Interpreters - 0256</u>				
Insurance, Financial Institutions and Professional Registration	1,600.00	437.81	---	1,162.19
<u>Elevator Safety - 0257</u>				
Office of Administration	10,190.00	9,121.49	---	1,068.51
Public Safety	446,054.00	438,749.07	---	7,304.93
<u>Missouri Arts Council Trust - 0262</u>				
Office of Administration	22,660.00	5,597.25	---	17,062.75
Economic Development	9,636,629.00	4,855,365.76	---	4,781,263.24
<u>Board of Geologist Registration - 0263</u>				
Insurance, Financial Institutions and Professional Registration	2,000.00	547.27	---	1,452.73
<u>Missouri Commission for the Deaf Board of Certification of Interpreters - 0264</u>				
Office of Administration	9,022.00	1,550.65	---	7,471.35
Elementary and Secondary Education	103,739.00	84,129.21	---	19,609.79

STATE OF MISSOURI
SUMMARY OF APPROPRIATIONS BY FUND AND DEPARTMENT
SPECIAL REVENUE FUNDS
FOR THE APPROPRIATION YEAR 2015

	Appropriations	Expenditures and Appropriated Transfers Out	Reappropriations to 2016	Lapse of Appropriations
<u>Secretary of State's Technology</u>				
<u>Trust Fund Account - 0266</u>				
Executive	3,509,550.00	2,555,169.54	---	954,380.46
Office of Administration	6,401.00	6,400.00	---	1.00
<u>Missouri Air Emission</u>				
<u>Reduction - 0267</u>				
Natural Resources	1,499,563.00	1,036,129.58	---	463,433.42
<u>Missouri National Guard</u>				
<u>Training Site - 0269</u>				
Public Safety	349,964.00	246,745.44	---	103,218.56
<u>Statewide Court Automation - 0270</u>				
Judiciary	5,209,330.00	3,748,691.40	---	1,460,638.60
<u>Nursing Facility Quality of Care - 0271</u>				
Office of Administration	420,507.00	344,110.86	---	76,396.14
Health and Senior Services	2,298,702.00	1,603,949.35	---	694,752.65
Social Services	169,010.00	156,080.96	---	12,929.04
<u>Tourism Supplemental Revenue - 0274</u>				
Office of Administration	55,489.00	11,970.99	---	43,518.01
Economic Development	23,392,630.00	20,817,416.44	---	2,575,213.56
<u>Health Initiatives - 0275</u>				
Office of Administration	57,819.00	45,609.56	---	12,209.44
Health and Senior Services	1,651,280.00	1,595,011.26	---	56,268.74
Mental Health	6,542,435.00	6,536,346.48	---	6,088.52
Revenue	186,091.00	61,918.41	---	124,172.59
Social Services	30,057,605.00	25,875,623.60	---	4,181,981.40
<u>Peace Officers Standards and</u>				
<u>Training Commission - 0281</u>				
Public Safety	1,400,000.00	1,228,768.60	---	171,231.40
<u>Gaming Proceeds for Education - 0285</u>				
Revenue	19,580.00	---	---	19,580.00
<u>Gaming Commission - 0286</u>				
Executive	146,676.00	146,646.00	---	30.00
Office of Administration	4,939.00	---	---	4,939.00
Public Safety	26,608,956.00	23,522,803.33	357,137.00	2,729,015.67
Revenue	5,000.00	---	---	5,000.00
Social Services	500,000.00	454,272.93	---	45,727.07
<u>Outstanding Schools Trust - 0287</u>				
Elementary and Secondary Education	836,771,241.00	836,771,241.00	---	---
<u>Mental Health Earnings - 0288</u>				
Mental Health	11,523,053.00	8,448,007.06	---	3,075,045.94
<u>Bingo Proceeds for Education - 0289</u>				
Elementary and Secondary Education	2,725,520.30	2,088,132.57	---	637,387.73
Public Safety	5,000.00	---	---	5,000.00

STATE OF MISSOURI
SUMMARY OF APPROPRIATIONS BY FUND AND DEPARTMENT
SPECIAL REVENUE FUNDS
FOR THE APPROPRIATION YEAR 2015

	<u>Appropriations</u>	<u>Expenditures and Appropriated Transfers Out</u>	<u>Reappropriations to 2016</u>	<u>Lapse of Appropriations</u>
<u>Grade Crossing Safety</u>				
<u>Account - 0290</u>				
Transportation	4,000,000.00	2,749,543.30	---	1,250,456.70
<u>Lottery Proceeds - 0291</u>				
Office of Administration	109,178.00	84,998.28	---	24,179.72
Elementary and Secondary Education	161,676,411.00	133,302,951.05	---	28,373,459.95
Higher Education	94,402,585.00	91,570,264.40	---	2,832,320.60
<u>Animal Health Laboratory Fee - 0292</u>				
Office of Administration	5,925.00	644.03	---	5,280.97
Agriculture	870,950.00	759,698.28	---	111,251.72
<u>Mammography - 0293</u>				
Office of Administration	4,637.00	2,220.08	---	2,416.92
Health and Senior Services	102,891.00	98,059.80	---	4,831.20
<u>Animal Care Reserve - 0295</u>				
Office of Administration	9,879.00	2,183.80	---	7,695.20
Agriculture	670,156.00	404,742.97	---	265,413.03
<u>Elderly Home Delivered Meals Trust - 0296</u>				
Office of Administration	10,970.00	9,857.82	---	1,112.18
Health and Senior Services	62,958.00	44,510.00	---	18,448.00
<u>Highway Patrol Inspection - 0297</u>				
Public Safety	568,287.00	413,671.05	---	154,615.95
<u>Missouri Public Health Services - 0298</u>				
Office of Administration	974,595.00	710,624.35	---	263,970.65
Health and Senior Services	7,239,134.00	6,350,372.58	---	888,761.42
<u>Livestock Brands - 0299</u>				
Office of Administration	2,998.00	637.22	---	2,360.78
Agriculture	30,790.00	27,544.38	---	3,245.62
<u>Missouri State Water Patrol - 0400</u>				
Public Safety	3,695,128.00	1,660,042.53	---	2,035,085.47
<u>Commodity Council Merchandising - 0406</u>				
Office of Administration	3,364.00	210.82	---	3,153.18
Agriculture	91,539.00	62,587.16	---	28,951.84
<u>DHE Out-of-State Program - 0420</u>				
Higher Education	54,522.00	23,641.08	---	30,880.92
<u>Statutory Revision - 0546</u>				
Legislature	208,540.00	137,025.78	---	71,514.22
<u>Credit Unions - 0548</u>				
Office of Administration	11,071.00	10,209.93	---	861.07
Insurance, Financial Institutions and Professional Registration	1,292,100.00	1,196,393.25	---	95,706.75

**STATE OF MISSOURI
SUMMARY OF APPROPRIATIONS BY FUND AND DEPARTMENT
SPECIAL REVENUE FUNDS
FOR THE APPROPRIATION YEAR 2015**

	<u>Appropriations</u>	<u>Expenditures and Appropriated Transfers Out</u>	<u>Reappropriations to 2016</u>	<u>Lapse of Appropriations</u>
<u>Finance - 0550</u>				
Office of Administration	178,285.00	121,288.83	---	56,996.17
Insurance, Financial Institutions and Professional Registration	8,841,079.00	8,095,061.28	---	746,017.72
<u>Insurance Examiners - 0552</u>				
Office of Administration	129,648.00	68,921.85	---	60,726.15
Insurance, Financial Institutions and Professional Registration	4,212,688.00	3,582,906.00	---	629,782.00
<u>Natural Resources Protection - 0555</u>				
Natural Resources	6,687,175.01	1,478,363.36	---	5,208,811.65
<u>Deaf Relay Service and Equipment Distribution Program - 0559</u>				
Office of Administration	12,990.00	---	---	12,990.00
Economic Development	2,495,808.00	865,014.57	---	1,630,793.43
Elementary and Secondary Education	1,883,518.00	1,110,060.48	---	773,457.52
<u>Missouri Real Estate Appraisers and Appraisal Management Company - 0561</u>				
Insurance, Financial Institutions and Professional Registration	6,200.00	1,696.52	---	4,503.48
<u>Endowed Care Cemetery Audit - 0562</u>				
Insurance, Financial Institutions and Professional Registration	300.00	82.09	---	217.91
Health and Senior Services	2,899.00	1,217.90	---	1,681.10
<u>Missouri Community College Job Training Program - 0563</u>				
Economic Development	16,000,000.00	6,319,680.73	---	9,680,319.27
<u>Professional and Practical Nursing Student Loan and Nurse Loan Repayment - 0565</u>				
Office of Administration	7,191.00	4,947.32	---	2,243.68
Health and Senior Services	615,016.00	574,834.88	---	40,181.12
<u>Insurance Dedicated - 0566</u>				
Office of Administration	943,187.00	847,040.78	---	96,146.22
Insurance, Financial Institutions and Professional Registration	9,849,936.00	8,796,195.06	---	1,053,740.94
Health and Senior Services	1,000,000.00	1,000,000.00	---	---
<u>Natural Resources Protection - Water Pollution Permit Fee Subaccount - 0568</u>				
Executive	50,891.00	50,832.00	---	59.00
Office of Administration	3,237.00	---	---	3,237.00
Natural Resources	19,577,171.00	5,335,958.19	---	14,241,212.81

**STATE OF MISSOURI
SUMMARY OF APPROPRIATIONS BY FUND AND DEPARTMENT
SPECIAL REVENUE FUNDS
FOR THE APPROPRIATION YEAR 2015**

	<u>Appropriations</u>	<u>Expenditures and Appropriated Transfers Out</u>	<u>Reappropriations to 2016</u>	<u>Lapse of Appropriations</u>
<u>Solid Waste Management - Scrap Tire Subaccount - 0569</u>				
Office of Administration	751.00	749.95	---	1.05
Natural Resources	3,632,321.00	1,531,705.01	---	2,100,615.99
Revenue	15,000.00	---	---	15,000.00
<u>Solid Waste Management - 0570</u>				
Executive	43,113.00	43,113.00	---	---
Office of Administration	5,760.00	249.98	---	5,510.02
Natural Resources	19,353,364.00	10,024,716.55	---	9,328,647.45
<u>Aquaculture Marketing Development - 0573</u>				
Agriculture	11,042.00	4,319.61	---	6,722.39
<u>Licensed Social Workers - 0574</u>				
Insurance, Financial Institutions and Professional Registration	13,600.00	3,721.40	---	9,878.60
<u>Metallic Minerals Waste Management - 0575</u>				
Natural Resources	69,924.00	26,943.88	---	42,980.12
<u>Local Records Preservation - 0577</u>				
Executive	1,970,173.00	637,607.65	---	1,332,565.35
<u>Spinal Cord Injury - 0578</u>				
Higher Education	1,500,000.00	1,283,153.00	---	216,847.00
<u>Veterans' Trust - 0579</u>				
Public Safety	73,812.00	67,890.29	---	5,921.71
<u>State Committee of Psychologists - 0580</u>				
Insurance, Financial Institutions and Professional Registration	5,100.00	1,395.52	---	3,704.48
<u>Livestock Sales and Markets Fees - 0581</u>				
Office of Administration	260.00	82.12	---	177.88
Agriculture	30,690.00	8,468.96	---	22,221.04
<u>Manufactured Housing - 0582</u>				
Economic Development	755,939.00	391,385.91	---	364,553.09
<u>Natural Resources Protection - Air Pollution Asbestos Fee Subaccount - 0584</u>				
Natural Resources	261,195.00	118,703.51	---	142,491.49
<u>Underground Storage Tank Regulation Program - 0586</u>				
Natural Resources	115,560.00	76,575.88	---	38,984.12

**STATE OF MISSOURI
SUMMARY OF APPROPRIATIONS BY FUND AND DEPARTMENT
SPECIAL REVENUE FUNDS
FOR THE APPROPRIATION YEAR 2015**

	<u>Appropriations</u>	<u>Expenditures and Appropriated Transfers Out</u>	<u>Reappropriations to 2016</u>	<u>Lapse of Appropriations</u>
<u>Chemical Emergency Preparedness - 0587</u>				
Office of Administration	15,892.00	2,363.88	---	13,528.12
Public Safety	993,754.00	747,357.26	---	246,396.74
<u>Motor Vehicle Commission - 0588</u>				
Executive	50,551.00	50,551.00	---	---
Office of Administration	111,636.00	44,464.30	---	67,171.70
Revenue	967,060.00	608,908.08	---	358,151.92
<u>Health Spa Regulatory - 0589</u>				
Executive	5,000.00	5,000.00	---	---
<u>State Forensic Laboratory - 0591</u>				
Public Safety	691,224.00	572,965.76	---	118,258.24
<u>Services to Victims - 0592</u>				
Public Safety	4,034,730.00	3,433,584.60	---	601,145.40
<u>Natural Resources Protection - Air Pollution Permit Fee Subaccount - 0594</u>				
Executive	42,582.00	42,582.00	---	---
Natural Resources	6,691,333.00	4,160,458.96	---	2,530,874.04
<u>Children's Service Commission - 0601</u>				
Elementary and Secondary Education	8,000.00	---	---	8,000.00
<u>Water and Wastewater Loan Revolving - 0602</u>				
Natural Resources	446,026,394.00	91,578,316.29	---	354,448,077.71
<u>Public Service Commission - 0607</u>				
Office of Administration	4,894.00	---	---	4,894.00
Economic Development	15,168,649.00	13,849,444.32	---	1,319,204.68
<u>Conservation Commission - 0609</u>				
Executive	47,216.00	47,212.55	---	3.45
Office of Administration	1,447,462.00	1,185,359.95	---	262,102.05
Conservation	199,900,040.07	166,125,443.22	19,300,000.00	14,474,596.85
Revenue	572,661.00	564,369.95	---	8,291.05
<u>Parks Sales Tax - 0613</u>				
Executive	22,278.00	22,277.98	---	0.02
Office of Administration	234,038.00	102,245.94	---	131,792.06
Natural Resources	42,402,475.88	28,594,456.66	2,979,815.00	10,828,204.22
<u>Soil and Water Sales Tax - 0614</u>				
Executive	36,382.00	36,381.98	---	0.02
Office of Administration	5,760.00	1,633.00	---	4,127.00
Natural Resources	46,197,391.00	37,691,304.28	---	8,506,086.72
<u>Apple Merchandising - 0615</u>				
Agriculture	11,000.00	25.46	---	10,974.54

**STATE OF MISSOURI
SUMMARY OF APPROPRIATIONS BY FUND AND DEPARTMENT
SPECIAL REVENUE FUNDS
FOR THE APPROPRIATION YEAR 2015**

	Appropriations	Expenditures and Appropriated Transfers Out	Reappropriations to 2016	Lapse of Appropriations
<u>State School Money - 0616</u>				
Elementary and Secondary Education	2,203,006,768.00	2,195,946,265.91	---	7,060,502.09
Revenue	25,000.00	8,875.32	---	16,124.68
<u>Handicapped Children's Trust - 0618</u>				
Elementary and Secondary Education	200,000.00	1,864.37	---	198,135.63
<u>Social Services Educational Improvement - 0620</u>				
Office of Administration	16,718.00	8,305.96	---	8,412.04
Social Services	7,016,208.00	6,683,548.55	---	332,659.45
<u>Blind Pension - 0621</u>				
Office of Administration	30,163.00	---	---	30,163.00
Social Services	34,313,866.00	31,691,566.73	---	2,622,299.27
<u>Tort Victims' Compensation - 0622</u>				
Labor and Industrial Relations	1,004,836.00	366,060.51	---	638,775.49
<u>State Seminary Moneys - 0623</u>				
Higher Education	275,000.00	46,750.00	---	228,250.00
<u>Livestock Dealer Law Enforcement and Administration - 0624</u>				
Office of Administration	95.00	---	---	95.00
<u>State Board of Accountancy - 0627</u>				
Insurance, Financial Institutions and Professional Registration	507,613.00	454,058.28	---	53,554.72
<u>State Board of Podiatric Medicine - 0629</u>				
Insurance, Financial Institutions and Professional Registration	14,534.00	13,703.16	---	830.84
<u>State Board of Chiropractic Examiners - 0630</u>				
Insurance, Financial Institutions and Professional Registration	137,120.00	68,442.91	---	68,677.09
<u>Board of Embalmers and Funeral Directors - 0633</u>				
Insurance, Financial Institutions and Professional Registration	178,500.00	129,830.46	---	48,669.54
<u>Board of Registration for Healing Arts - 0634</u>				
Office of Administration	2,839.00	1,723.10	---	1,115.90
Insurance, Financial Institutions and Professional Registration	2,701,227.00	2,316,536.78	---	384,690.22
<u>State Board of Nursing - 0635</u>				
Insurance, Financial Institutions and Professional Registration	2,099,501.00	1,606,754.21	---	492,746.79

**STATE OF MISSOURI
SUMMARY OF APPROPRIATIONS BY FUND AND DEPARTMENT
SPECIAL REVENUE FUNDS
FOR THE APPROPRIATION YEAR 2015**

	<u>Appropriations</u>	<u>Expenditures and Appropriated Transfers Out</u>	<u>Reappropriations to 2016</u>	<u>Lapse of Appropriations</u>
<u>Optometry - 0636</u>				
Insurance, Financial Institutions and Professional Registration	37,826.00	16,041.45	---	21,784.55
<u>Board of Pharmacy - 0637</u>				
Office of Administration	3,436.00	3,435.20	---	0.80
Insurance, Financial Institutions and Professional Registration	1,700,271.00	1,280,635.71	---	419,635.29
<u>Real Estate Commission - 0638</u>				
Office of Administration	159.00	---	---	159.00
Insurance, Financial Institutions and Professional Registration	1,312,716.00	1,012,534.35	---	300,181.65
<u>Veterinary Medical Board - 0639</u>				
Insurance, Financial Institutions and Professional Registration	119,075.00	33,191.00	---	85,884.00
<u>State Highways and Transportation Department - 0644</u>				
Office of Administration	2,943,364.00	2,706,665.11	---	236,698.89
Transportation	30,025,000.00	19,911,565.98	---	10,113,434.02
Public Safety	245,774,428.92	222,303,395.57	9,148,189.00	14,322,844.35
Revenue	26,819,452.00	23,960,321.82	---	2,859,130.18
<u>Milk Inspection Fees - 0645</u>				
Office of Administration	4,961.00	1,110.19	---	3,850.81
Agriculture	1,392,753.00	1,029,178.27	---	363,574.73
<u>Health and Senior Services Document Services - 0646</u>				
Office of Administration	108,323.00	2,411.61	---	105,911.39
Health and Senior Services	238,107.00	39,870.27	---	198,236.73
<u>Grain Inspection Fees - 0647</u>				
Office of Administration	100,988.00	66,345.29	---	34,642.71
Agriculture	2,255,415.00	2,004,369.01	---	251,045.99
<u>Water and Wastewater Loan - 0649</u>				
Natural Resources	193,771,677.00	56,779,784.39	---	136,991,892.61
<u>Tourism Marketing - 0650</u>				
Economic Development	24,500.00	6,000.00	---	18,500.00
<u>Workers' Compensation - 0652</u>				
Executive	582,808.00	400,148.12	---	182,659.88
Office of Administration	354,747.00	180,835.80	---	173,911.20
Labor and Industrial Relations	16,526,665.00	9,258,206.72	---	7,268,458.28
Revenue	2,000,000.00	117,661.11	---	1,882,338.89
<u>Workers' Compensation - Second Injury - 0653</u>				
Executive	3,194,815.00	2,934,162.52	---	260,652.48
Office of Administration	4,977.00	---	---	4,977.00
Labor and Industrial Relations	90,632,000.00	88,907,688.54	---	1,724,311.46

**STATE OF MISSOURI
SUMMARY OF APPROPRIATIONS BY FUND AND DEPARTMENT
SPECIAL REVENUE FUNDS
FOR THE APPROPRIATION YEAR 2015**

	<u>Appropriations</u>	<u>Expenditures and Appropriated Transfers Out</u>	<u>Reappropriations to 2016</u>	<u>Lapse of Appropriations</u>
<u>Railroad Expense - 0659</u>				
Transportation	960,251.00	721,570.02	---	238,680.98
<u>Groundwater Protection - 0660</u>				
Office of Administration	18.00	---	---	18.00
Natural Resources	683,679.00	516,180.99	---	167,498.01
<u>State Contracted Manufacturing Dairy Plant Inspection and Grading Fee - 0661</u>				
Agriculture	4,552.00	---	---	4,552.00
<u>Petroleum Inspection - 0662</u>				
Office of Administration	107,152.00	15,467.89	---	91,684.11
Agriculture	2,365,253.00	1,746,753.46	---	618,499.54
Revenue	36,655.00	23,848.00	---	12,807.00
<u>Missouri Land Survey - 0668</u>				
Office of Administration	184,429.00	15,051.31	---	169,377.69
Agriculture	1,189,173.00	690,075.23	---	499,097.77
<u>Legal Defense and Defender - 0670</u>				
Judiciary	2,982,583.00	1,633,723.04	---	1,348,859.96
Office of Administration	6,903.00	---	---	6,903.00
<u>Criminal Record System - 0671</u>				
Office of Administration	3,278.00	3,277.11	---	0.89
Health and Senior Services	333.00	64.00	---	269.00
Public Safety	14,055,592.00	10,672,225.24	---	3,383,366.76
<u>Committee of Professional Counselors - 0672</u>				
Insurance, Financial Institutions and Professional Registration	11,200.00	3,064.68	---	8,135.32
<u>Motor Fuel Tax - 0673</u>				
Revenue	188,000,000.00	185,263,197.49	---	2,736,802.51
<u>State Transportation - 0675</u>				
Transportation	3,372,890.00	3,172,218.95	---	200,671.05
<u>Hazardous Waste - 0676</u>				
Executive	324,179.00	324,110.24	---	68.76
Office of Administration	8,706.00	6,927.27	---	1,778.73
Health and Senior Services	270,473.00	240,177.87	---	30,295.13
Natural Resources	5,208,865.00	2,156,522.34	---	3,052,342.66
<u>Dental Board - 0677</u>				
Insurance, Financial Institutions and Professional Registration	641,807.00	382,739.25	---	259,067.75

**STATE OF MISSOURI
SUMMARY OF APPROPRIATIONS BY FUND AND DEPARTMENT
SPECIAL REVENUE FUNDS
FOR THE APPROPRIATION YEAR 2015**

	<u>Appropriations</u>	<u>Expenditures and Appropriated Transfers Out</u>	<u>Reappropriations to 2016</u>	<u>Lapse of Appropriations</u>
<u>State Board for Architects, Professional Engineers, Land Surveyors and Landscape</u>				
<u>Architects - 0678</u>				
Office of Administration	27.00	25.80	---	1.20
Insurance, Financial Institutions and Profession Registration	752,285.00	620,122.58	---	132,162.42
<u>Safe Drinking Water - 0679</u>				
Executive	14,921.00	14,921.00	---	---
Office of Administration	1,305.00	---	---	1,305.00
Health and Senior Services	434,532.00	396,784.86	---	37,747.14
Natural Resources	3,448,016.00	2,857,949.55	---	590,066.45
<u>Missouri Office of Prosecution Services - 0680</u>				
Executive	2,065,891.00	596,992.29	---	1,468,898.71
Office of Administration	690.00	689.00	---	1.00
<u>Crime Victims' Compensation - 0681</u>				
Judiciary	887,200.00	877,710.80	---	9,489.20
Office of Administration	25,554.00	12,534.93	---	13,019.07
Public Safety	6,796,661.00	3,743,307.06	---	3,053,353.94
<u>Agriculture Business Development - 0683</u>				
Office of Administration	2,491.00	205.30	---	2,285.70
Agriculture	429,929.00	251,455.16	---	178,473.84
<u>Coal Mine Land Reclamation - 0684</u>				
Natural Resources	213,482.00	---	---	213,482.00
<u>Fair Share - 0687</u>				
Elementary and Secondary Education	1,000,000.00	1,000,000.00	---	---
Revenue	11,000.00	4,055.70	---	6,944.30
<u>School District Trust - 0688</u>				
Elementary and Secondary Education	831,282,000.00	831,282,000.00	---	---
<u>Athletic - 0693</u>				
Insurance, Financial Institutions and Professional Registration	4,800.00	1,313.43	---	3,486.57
<u>Children's Trust - 0694</u>				
Office of Administration	3,713,351.00	2,831,878.20	---	881,472.80
Health and Senior Services	13,495.00	6,089.53	---	7,405.47
<u>Highway Patrol's Motor Vehicle, Aircraft, Watercraft Revolving - 0695</u>				
Public Safety	8,088,209.00	8,042,495.37	---	45,713.63
<u>Meramac-Onondaga State Parks - 0698</u>				
Natural Resources	5,586.00	---	---	5,586.00

**STATE OF MISSOURI
SUMMARY OF APPROPRIATIONS BY FUND AND DEPARTMENT
SPECIAL REVENUE FUNDS
FOR THE APPROPRIATION YEAR 2015**

	<u>Appropriations</u>	<u>Expenditures and Appropriated Transfers Out</u>	<u>Reappropriations to 2016</u>	<u>Lapse of Appropriations</u>
<u>Oil and Gas Remedial - 0699</u>				
Natural Resources	49,009.00	41,959.23	---	7,049.77
<u>Proprietary School Certification - 0729</u>				
Office of Administration	51,023.00	6,540.29	---	44,482.71
Higher Education	302,908.00	193,775.59	---	109,132.41
<u>War on Terror Unemployment Compensation - 0736</u>				
Labor and Industrial Relations	90,000.00	---	---	90,000.00
<u>Brain Injury - 0742</u>				
Health and Senior Services	1,075,000.00	642,221.37	---	432,778.63
<u>Boiler and Pressure Vessels Safety - 0744</u>				
Office of Administration	14,520.00	3,033.95	---	11,486.05
Public Safety	438,529.00	390,525.74	---	48,003.26
<u>State Capital Commission - 0745</u>				
Office of Administration	25,000.00	---	---	25,000.00
<u>Missouri Pet Spay/Neuter - 0747</u>				
Agriculture	50,000.00	25,790.00	---	24,210.00
<u>Stormwater Loan Revolving - 0754</u>				
Natural Resources	6,514,341.00	---	---	6,514,341.00
<u>Rural Water and Sewer Loan Revolving - 0755</u>				
Natural Resources	1,800,165.00	193,082.32	---	1,607,082.68
<u>Basic Civil Legal Services - 0757</u>				
Judiciary	5,096,200.00	4,131,084.01	---	965,115.99
<u>Highway Patrol Traffic Records - 0758</u>				
Public Safety	384,643.00	185,604.03	---	199,038.97
<u>Antiterrorism - 0759</u>				
Public Safety	10,000.00	6,440.14	---	3,559.86
<u>Life Sciences Research Trust - 0763</u>				
Social Services	44,500,000.00	29,443,750.00	---	15,056,250.00
<u>Youth Services Products - 0764</u>				
Social Services	5,000.00	---	---	5,000.00
<u>Missouri State Archives - St. Louis Trust - 0770</u>				
Executive	1.00	---	---	1.00
<u>DNA Profiling Analysis - 0772</u>				
Public Safety	1,600,083.00	877,588.64	---	722,494.36

**STATE OF MISSOURI
SUMMARY OF APPROPRIATIONS BY FUND AND DEPARTMENT
SPECIAL REVENUE FUNDS
FOR THE APPROPRIATION YEAR 2015**

	<u>Appropriations</u>	<u>Expenditures and Appropriated Transfers Out</u>	<u>Reappropriations to 2016</u>	<u>Lapse of Appropriations</u>
<u>Althetic Agent - 0774</u>				
Insurance, Financial Institutions and Professional Registration	200.00	54.73	---	145.27
<u>Department of Revenue Specialty Plate - 0775</u>				
Revenue	22,063.00	5,000.00	---	17,063.00
<u>Missouri Rx Plan - 0779</u>				
Office of Administration	15,000.00	15,000.00	---	---
Social Services	17,516,329.00	11,946,282.21	---	5,570,046.79
<u>Putative Father Registry - 0780</u>				
Office of Administration	12,300.00	4,667.30	---	7,632.70
Health and Senior Services	129,795.00	121,141.71	---	8,653.29
<u>Assistive Technology Trust - 0781</u>				
Elementary and Secondary Education	1,080,000.00	795,108.46	---	284,891.54
<u>Economic Development Advancement - 0783</u>				
Office of Administration	2,089.00	2,088.00	---	1.00
Economic Development	2,301,975.00	1,826,548.54	---	475,426.46
Natural Resources	111,248.00	91,702.68	---	19,545.32
<u>Classroom Trust - 0784</u>				
Elementary and Secondary Education	353,112,706.00	328,363,641.92	---	24,749,064.08
<u>Board of Cosmetology and Barber Examiners - 0785</u>				
Insurance, Financial Institutions and Professional Registration	460,599.00	278,787.38	---	181,811.62
<u>Part C Early Intervention - 0788</u>				
Elementary and Secondary Education	13,000,000.00	4,169,036.50	---	8,830,963.50
<u>Access Missouri Financial Assistance - 0791</u>				
Higher Education	78,500,000.00	59,933,326.10	---	18,566,673.90
<u>Consumer Restitution - 0792</u>				
Insurance, Financial Institutions and Professional Registration	5,000.00	---	---	5,000.00
<u>Attorney General Trust - 0794</u>				
Executive	4,000,000.00	175,887.45	---	3,824,112.55
<u>Geologic Resources - 0801</u>				
Natural Resources	138,534.00	130,013.04	---	8,520.96
<u>Board of Private Investigators and Private Fire Investigator Examiners - 0802</u>				
Insurance, Financial Institutions and Professional Registration	1,300.00	355.72	---	944.28

**STATE OF MISSOURI
SUMMARY OF APPROPRIATIONS BY FUND AND DEPARTMENT
SPECIAL REVENUE FUNDS
FOR THE APPROPRIATION YEAR 2015**

	<u>Appropriations</u>	<u>Expenditures and Appropriated Transfers Out</u>	<u>Reappropriations to 2016</u>	<u>Lapse of Appropriations</u>
<u>Veterinary Student Loan Payment - 0803</u>				
Agriculture	180,000.00	116,400.00	---	63,600.00
<u>Missouri Explosives Safety Act Administration - 0804</u>				
Public Safety	99,867.00	85,125.73	---	14,741.27
<u>Rebuild Damaged Infrastr - 0814</u>				
Office of Administration	14,000,000.00	5,556,336.73	8,443,663.00	0.27
<u>Marital and Family Therapists' - 0820</u>				
Insurance, Financial Institutions and Professional Registration	500.00	136.82	---	363.18
<u>Fire Education - 0821</u>				
Public Safety	320,000.00	97,306.62	---	222,693.38
<u>Boll Weevil Suppression and Eradication - 0823</u>				
Agriculture	65,807.00	4,031.02	---	61,775.98
<u>Organ Donor Program - 0824</u>				
Office of Administration	22,000.00	6,460.45	---	15,539.55
Health and Senior Services	267,081.00	152,101.31	---	114,979.69
<u>Child Labor Enforcement - 0826</u>				
Office of Administration	14,995.00	6.35	---	14,988.65
Labor and Industrial Relations	179,450.00	8,066.61	---	171,383.39
<u>Inmate Incarceration Reimbursement Act Revolving - 0828</u>				
Executive	149,669.00	149,610.00	---	59.00
Corrections	750,000.00	546,298.12	---	203,701.88
<u>State Court Administration Revolving - 0831</u>				
Judiciary	230,000.00	90,074.21	---	139,925.79
<u>Respiratory Care Practitioners - 0833</u>				
Insurance, Financial Institutions and Professional Registration	10,200.00	2,791.05	---	7,408.95
<u>Concentrated Animal Feeding Operation Indemnity - 0834</u>				
Natural Resources	60,450.00	---	---	60,450.00
<u>State Document Preservation - 0836</u>				
Executive	25,000.00	---	---	25,000.00
<u>Light Rail Safety - 0838</u>				
Transportation	1,000,000.00	---	---	1,000,000.00

**STATE OF MISSOURI
SUMMARY OF APPROPRIATIONS BY FUND AND DEPARTMENT
SPECIAL REVENUE FUNDS
FOR THE APPROPRIATION YEAR 2015**

	<u>Appropriations</u>	<u>Expenditures and Appropriated Transfers Out</u>	<u>Reappropriations to 2016</u>	<u>Lapse of Appropriations</u>
<u>State Transportation Assistance Revolving - 0841</u>				
Transportation	1,000,000.00	---	---	1,000,000.00
<u>Criminal Justice Network and Technology Revolving - 0842</u>				
Public Safety	2,819,050.00	2,115,715.76	---	703,334.24
<u>Youth Services Treatment - 0843</u>				
Social Services	999.00	---	---	999.00
<u>Missouri Office of Prosecution Services Revolving - 0844</u>				
Executive	150,000.00	52,975.99	---	97,024.01
<u>Missouri Board of Occupational Therapy - 0845</u>				
Insurance, Financial Institutions and Professional Registration	9,800.00	2,681.59	---	7,118.41
<u>Judiciary Education and Training - 0847</u>				
Judiciary	1,550,433.00	1,314,692.16	---	235,740.84
<u>Missouri Supplemental Tax Increment Financing - 0848</u>				
Economic Development	13,760,000.00	12,788,673.91	---	971,326.09
<u>Domestic Relations Resolution - 0852</u>				
Judiciary	300,000.00	247,268.91	---	52,731.09
<u>Correctional Substance Abuse Earnings - 0853</u>				
Corrections	264,600.00	124,797.75	---	139,802.25
<u>Missouri Wine Marketing and Research Development - 0855</u>				
Agriculture	111,000.00	30,398.10	---	80,601.90
<u>Dietician - 0857</u>				
Insurance, Financial Institutions and Professional Registration	3,900.00	1,067.17	---	2,832.83
<u>Early Childhood Development, Education and Care - 0859</u>				
Office of Administration	24,111.00	7,856.30	---	16,254.70
Elementary and Secondary Education	28,146,249.00	27,761,101.57	---	385,147.43
Health and Senior Services	271,597.00	263,391.02	---	8,205.98
Social Services	9,308,960.00	8,942,205.88	---	366,754.12
<u>MODEX - 0867</u>				
Public Safety	501,508.00	446,575.09	---	54,932.91

**STATE OF MISSOURI
SUMMARY OF APPROPRIATIONS BY FUND AND DEPARTMENT
SPECIAL REVENUE FUNDS
FOR THE APPROPRIATION YEAR 2015**

	<u>Appropriations</u>	<u>Expenditures and Appropriated Transfers Out</u>	<u>Reappropriations to 2016</u>	<u>Lapse of Appropriations</u>
<u>Interior Designer Council - 0877</u>				
Insurance, Financial Institutions and Professional Registration	200.00	54.73	---	145.27
<u>Kids' Chance Scholarship - 0878</u>				
Higher Education	15,000.00	9,000.00	---	6,000.00
<u>Guaranty Agency Operating - 0880</u>				
Office of Administration	837,780.00	552,912.42	---	284,867.58
Higher Education	20,259,085.00	11,869,877.61	---	8,389,207.39
<u>Federal Student Loan Reserve - 0881</u>				
Higher Education	180,000,000.00	117,722,532.65	---	62,277,467.35
<u>Acupuncturist - 0882</u>				
Insurance, Financial Institutions and Professional Registration	200.00	54.73	---	145.27
<u>Tattoo - 0883</u>				
Insurance, Financial Institutions and Professional Registration	3,300.00	902.99	---	2,397.01
<u>Massage Therapy - 0884</u>				
Insurance, Financial Institutions and Professional Registration	15,400.00	4,213.94	---	11,186.06
<u>Missouri Alternative Fuel Vehicle Loan - 0886</u>				
Economic Development	2,050.00	---	---	2,050.00
<u>Missouri Public Broadcasting Corporation Special - 0887</u>				
Economic Development	800,000.00	436,500.00	---	363,500.00
<u>Blindness Education, Screening, and Treatment Program - 0892</u>				
Social Services	349,000.00	349,000.00	---	---
<u>Missouri Lead Abatement Loan - 0893</u>				
Health and Senior Services	46,000.00	---	---	46,000.00
<u>Dry-Cleaning Environmental Response Trust - 0898</u>				
Natural Resources	470,456.00	263,211.48	---	207,244.52
<u>Missouri National Guard Trust - 0900</u>				
Office of Administration	4,154.00	---	---	4,154.00
Public Safety	5,159,487.00	4,127,519.46	---	1,031,967.54
<u>Agriculture Development - 0904</u>				
Office of Administration	880.00	840.12	---	39.88
Agriculture	218,345.00	91,635.38	---	126,709.62

**STATE OF MISSOURI
SUMMARY OF APPROPRIATIONS BY FUND AND DEPARTMENT
SPECIAL REVENUE FUNDS
FOR THE APPROPRIATION YEAR 2015**

	Appropriations	Expenditures and Appropriated Transfers Out	Reappropriations to 2016	Lapse of Appropriations
<u>Mined Land Reclamation - 0906</u>				
Executive	14,887.00	14,887.00	---	---
Natural Resources	1,190,954.00	417,015.42	---	773,938.58
<u>Manufactured Housing Consumer Recovery - 0909</u>				
Economic Development	192,000.00	---	---	192,000.00
<u>Babler State Park - 0911</u>				
Natural Resources	130,204.00	116,172.53	---	14,031.47
<u>Deputy Sheriff Salary Supplementation - 0913</u>				
Public Safety	5,400,000.00	4,731,160.49	---	668,839.51
<u>Rebuild Missouri Schools - 0917</u>				
Elementary and Secondary Education	3,235,000.00	3,235,000.00	---	---
<u>Governors' Council on Physical Fitness Institution Gift Trust - 0924</u>				
Health and Senior Services	47,500.00	32.91	---	47,467.09
<u>Mental Health Trust - 0926</u>				
Mental Health	1,466,323.00	914,630.23	---	551,692.77
<u>Cigarette Fire Safety and Firefighter Protection - 0937</u>				
Public Safety	30,698.00	21,228.41	---	9,469.59
<u>Special Employment Security - 0949</u>				
Office of Administration	111,599.00	109,990.00	---	1,609.00
Economic Development	2,216,321.00	1,829,471.50	---	386,849.50
Labor and Industrial Relations	17,211,141.19	9,004,769.44	32,906.00	8,173,465.75
<u>State Fair Trust - 0951</u>				
Agriculture	9,900.00	3,517.50	---	6,382.50
<u>Aviation Trust - 0952</u>				
Office of Administration	4,660.00	4,659.74	---	0.26
Transportation	11,311,628.00	7,308,206.52	---	4,003,421.48
Revenue	50,000.00	5,607.12	---	44,392.88
<u>Unemployment Automation - 0953</u>				
Office of Administration	13,099,347.00	3,783,283.90	---	9,316,063.10
Labor and Industrial Relations	706,674.00	567,606.77	---	139,067.23
<u>Ambulance Service Reimbursement Allowance - 0958</u>				
Social Services	22,474,769.00	22,456,865.00	---	17,904.00
<u>Agriculture Protection - 0970</u>				
Office of Administration	27,918.00	22,893.25	---	5,024.75
Agriculture	7,953,044.00	6,865,079.18	493,733.00	594,231.82

**STATE OF MISSOURI
SUMMARY OF APPROPRIATIONS BY FUND AND DEPARTMENT
SPECIAL REVENUE FUNDS
FOR THE APPROPRIATION YEAR 2015**

	Appropriations	Expenditures and Appropriated Transfers Out	Reappropriations to 2016	Lapse of Appropriations
<u>State Mine Inspection - 0973</u>				
Labor and Industrial Relations	53,711.00	44,424.34	---	9,286.66
<u>Livestock Feed and Crop Loan Program - 0978</u>				
Agriculture	13,151.00	---	---	13,151.00
<u>Tobacco Control Special - 0984</u>				
Revenue	44,551.00	---	---	44,551.00
<u>Large Carnivore Fund - 0988</u>				
Agriculture	5,000.00	---	---	5,000.00
<u>Medicaid Provider Enrollment - 0990</u>				
Social Services	51,500.00	---	---	51,500.00
<u>WWI Memorial Trust Fund - 0993</u>				
Public Safety	150,000.00	100,000.00	---	50,000.00
Subtotals	7,308,250,871.37	6,358,977,576.50	40,755,443.00	908,517,851.87
Appropriated Transfers Out	2,012,590,103.00	1,774,281,166.50	---	238,308,936.50
Totals	\$ 9,320,840,974.37	\$ 8,133,258,743.00	\$ 40,755,443.00	\$ 1,146,826,788.37

STATE OF MISSOURI
SUMMARY OF APPROPRIATIONS BY FUND AND DEPARTMENT
DEBT SERVICE FUNDS
FOR THE APPROPRIATION YEAR 2015

	Appropriations	Expenditures and Appropriated Transfers Out	Reappropriations to 2016	Lapse of Appropriations
<u>Water Pollution Control Bond and Interest - Series A 2003 - 0203</u>				
Office of Administration	\$ 5,342,363.00	\$ 5,342,362.50	\$ ---	\$ 0.50
<u>Fourth State Building Bond and Interest - Series A 2005 - 0206</u>				
Office of Administration	11,290,000.00	11,290,000.00	---	---
<u>Water Pollution Control Bond and Interest - Series A 2007 - 0207</u>				
Office of Administration	1,986,632.00	1,986,631.26	---	0.74
<u>Water Pollution Control Bond and Interest - Series A 2010 - 0209</u>				
Office of Administration	9,630,000.00	9,630,000.00	---	---
<u>Fourth State Building Bond and Interest - Series A 2010 - 0210</u>				
Office of Administration	1,069,250.00	1,069,250.00	---	---
<u>Stormwater Control Bond and Interest - Series A 2010 - 0211</u>				
Office of Administration	1,792,375.00	1,792,375.00	---	---
<u>Fourth State Building Bond and Interest - Series A 2012 - 0212</u>				
Office of Administration	11,856,400.00	11,816,709.12	---	39,690.88
<u>Water Pollution Control Bond and Interest - Series A 2012 - 0213</u>				
Office of Administration	13,741,450.00	13,715,351.76	---	26,098.24
<u>Water Pollution Control Bond and Interest - Series A 2005 - 0218</u>				
Office of Administration	8,976,875.00	8,976,875.00	---	---
<u>Stormwater Control Bond and Interest - Series A 2005 - 0219</u>				
Office of Administration	3,867,875.00	3,867,875.00	---	---
<u>Stormwater Control Bond and Interest - Series A 2002 - 0239</u>				
Office of Administration	569,500.00	569,500.00	---	---
<u>State Road Bond - 0319</u>				
Transportation	162,081,996.00	161,977,235.69	---	104,760.31
<u>Fulton State Hospital Bond and Interest - Series A 2014 - 0396</u>				
Office of Administration	14,200,000.00	1,507,701.33	---	12,692,298.67
Totals	<u>\$ 246,404,716.00</u>	<u>\$ 233,541,866.66</u>	<u>\$ ---</u>	<u>\$ 12,862,849.34</u>

STATE OF MISSOURI
SUMMARY OF APPROPRIATIONS BY FUND AND DEPARTMENT
CAPITAL PROJECTS FUNDS
FOR THE APPROPRIATION YEAR 2015

	Appropriations	Expenditures and Appropriated Transfers Out	Reappropriations to 2016	Lapse of Appropriations
<u>Stormwater Control - Series A 2002 - 37H - 0302</u>				
Natural Resources	\$ 10,000.00	\$ ---	\$ ---	\$ 10,000.00
<u>Veterans' Homes Capital Improvement Trust - 0304</u>				
Office of Administration	58,797.00	55,180.41	---	3,616.59
Public Safety	30,183,584.02	10,751,213.49	17,798,927.00	1,633,443.53
<u>Board of Public Buildings Series A 2015 Bond Proceeds - 0312</u>				
Higher Education	130,500,000.00	1,188,365.47	37,311,634.00	92,000,000.53
Transportation	11,000,000.00	---	---	11,000,000.00
<u>Fifth State Building Bond Proceeds - 0314</u>				
Office of Administration	1.00	---	---	1.00
<u>State Road - 0320</u>				
Office of Administration	688,506.00	206,257.72	---	482,248.28
Transportation	1,840,329,437.00	1,708,651,706.81	---	131,677,730.19
<u>State Road Series 2008 - 0321</u>				
Transportation	1.00	---	---	1.00
<u>Water Pollution Control - Series A 2007 - 37G - 0329</u>				
Natural Resources	10,000.00	---	---	10,000.00
<u>Water Pollution Control - Series A 2007 - 37E - 0330</u>				
Natural Resources	20,000.00	---	---	20,000.00
<u>Fulton State Hospital Series A 2014 Bond Proceeds - 0397</u>				
Office of Administration	198,000,000.00	1,540,963.16	196,459,036.00	0.84
Subtotals	2,210,800,326.02	1,722,393,687.06	251,569,597.00	236,837,041.96
Appropriated Transfers Out	51,130,887.00	22,697,965.55	---	28,432,921.45
Totals	<u>\$ 2,261,931,213.02</u>	<u>\$ 1,745,091,652.61</u>	<u>\$ 251,569,597.00</u>	<u>\$ 265,269,963.41</u>

STATE OF MISSOURI
SUMMARY OF APPROPRIATIONS BY FUND AND DEPARTMENT
PERMANENT FUNDS
FOR THE APPROPRIATION YEAR 2015

	Appropriations	Expenditures and Appropriated Transfers Out	Reappropriations to 2016	Lapse of Appropriations
<u>Confederate Memorial Park - 0812</u>				
Natural Resources	\$ 165.00	\$ ---	\$ ---	\$ 165.00
<u>Champ W. Smith & Mary C. Smith Memorial Endowment Trust - 0873</u>				
Health and Senior Services	10,000.00	7,000.00	---	3,000.00
Totals	\$ 10,165.00	\$ 7,000.00	\$ ---	\$ 3,165.00

STATE OF MISSOURI
SUMMARY OF APPROPRIATIONS BY FUND AND DEPARTMENT
ENTERPRISE FUNDS
FOR THE APPROPRIATION YEAR 2015

	Appropriations	Expenditures and Appropriated Transfers Out	Reappropriations to 2016	Lapse of Appropriations
<u>Federal Surplus Property - 0407</u>				
Office of Administration	\$ 3,084,262.00	\$ 2,483,900.52	\$ ---	\$ 600,361.48
<u>Single-Purpose Animal Facilities</u>				
<u>Loan Program - 0408</u>				
Office of Administration	1,155.00	850.15	---	304.85
Agriculture	124,834.00	76,245.07	---	48,588.93
<u>Single-Purpose Animal Facilities</u>				
<u>Loan Guarantee - 0409</u>				
Agriculture	201,046.00	---	---	201,046.00
<u>State Fair Fee - 0410</u>				
Office of Administration	31,654.00	12,815.68	---	18,838.32
Agriculture	4,703,154.00	4,159,345.02	---	543,808.98
<u>Agricultural Product Utilization</u>				
<u>and Business Development</u>				
<u>Guarantee - 0411</u>				
Agriculture	624,501.00	---	---	624,501.00
<u>State Parks Earnings - 0415</u>				
Office of Administration	27,465.00	6,073.64	---	21,391.36
Natural Resources	51,088,617.61	4,622,721.43	36,229,180.00	10,236,716.18
Public Safety	3,787.16	---	---	3,787.16
<u>Natural Resources Revolving</u>				
<u>Services - 0425</u>				
Natural Resources	3,000,962.00	2,112,094.20	---	888,867.80
<u>Land Survey Revolving Services - 0426</u>				
Agriculture	80,000.00	23,204.89	---	56,795.11
<u>Historic Preservation Revolving - 0430</u>				
Natural Resources	3,036,610.00	632,013.86	---	2,404,596.14
<u>Missouri Veterans' Homes - 0460</u>				
Office of Administration	1,107,021.00	847,309.53	---	259,711.47
Public Safety	77,549,162.00	67,089,384.80	---	10,459,777.20
<u>Petroleum Storage Tank</u>				
<u>Insurance - 0585</u>				
Executive	79,479.00	79,479.00	---	---
Natural Resources	23,112,675.00	16,541,518.43	---	6,571,156.57
Revenue	28,755.00	25,543.40	---	3,211.60
<u>Department of Revenue</u>				
<u>Information - 0619</u>				
Revenue	70.00	70.00	---	---
<u>State Environmental Improvement</u>				
<u>Authority - 0654</u>				
Natural Resources	1.00	---	---	1.00

**STATE OF MISSOURI
SUMMARY OF APPROPRIATIONS BY FUND AND DEPARTMENT
ENTERPRISE FUNDS
FOR THE APPROPRIATION YEAR 2015**

	<u>Appropriations</u>	<u>Expenditures and Appropriated Transfers Out</u>	<u>Reappropriations to 2016</u>	<u>Lapse of Appropriations</u>
<u>Lottery Enterprise - 0657</u>				
Executive	60,786.00	60,756.00	---	30.00
Office of Administration	4,752.00	3,144.52	---	1,607.48
Revenue	212,596,122.00	189,810,019.58	---	22,786,102.42
<u>Missouri Wine and Grape - 0787</u>				
Office of Administration	10,117.00	1,844.45	---	8,272.55
Agriculture	1,879,154.00	1,385,753.38	---	493,400.62
Subtotals	382,436,141.77	289,974,087.55	36,229,180.00	56,232,874.22
Appropriated Transfers Out	<u>335,978,998.00</u>	<u>306,059,117.71</u>	---	<u>29,919,880.29</u>
Totals	<u>\$ 718,415,139.77</u>	<u>\$ 596,033,205.26</u>	<u>\$ 36,229,180.00</u>	<u>\$ 86,152,754.51</u>

STATE OF MISSOURI
SUMMARY OF APPROPRIATIONS BY FUND AND DEPARTMENT
INTERNAL SERVICE FUNDS
FOR THE APPROPRIATION YEAR 2015

	Appropriations	Expenditures and Appropriated Transfers Out	Reappropriations to 2016	Lapse of Appropriations
<u>Mental Health Interagency</u>				
<u>Payments - 0109</u>				
Mental Health	\$ 13,550,877.00	\$ 11,133,306.51	\$ ---	\$ 2,417,570.49
<u>Natural Resources Cost</u>				
<u>Allocation - 0500</u>				
Office of Administration	6,314,736.00	4,986,652.75	---	1,328,083.25
Natural Resources	6,425,538.00	5,719,723.24	---	705,814.76
<u>State Facility Maintenance and</u>				
<u>Operation - 0501</u>				
Office of Administration	58,808,967.00	56,478,444.43	---	2,330,522.57
<u>DIFP Administrative - 0503</u>				
Office of Administration	128,951.00	41,672.82	---	87,278.18
Insurance, Financial Institutions and Professional Registration	180,145.00	168,735.02	---	11,409.98
<u>Office of Administration Revolving</u>				
<u>Administrative Trust - 0505</u>				
Office of Administration	26,090,955.00	19,039,268.02	---	7,051,686.98
<u>Working Capital Revolving - 0510</u>				
Office of Administration	238,806.00	183,295.52	---	55,510.48
Corrections	36,251,068.00	24,079,457.06	---	12,171,610.94
<u>Central Check Mailing Service</u>				
<u>Revolving - 0515</u>				
Executive	237,074.00	77,290.78	---	159,783.22
<u>House of Representatives</u>				
<u>Revolving - 0520</u>				
Legislature	45,000.00	28,452.46	---	16,547.54
<u>Supreme Court Publications</u>				
<u>Revolving - 0525</u>				
Judiciary	150,000.00	58,048.31	---	91,951.69
<u>Adjutant General Revolving - 0530</u>				
Public Safety	25,000.00	12,210.20	---	12,789.80
<u>Senate Revolving - 0535</u>				
Legislature	40,000.00	---	---	40,000.00
<u>Inmate - 0540</u>				
Office of Administration	15,200.00	---	---	15,200.00
Mental Health	3,513,879.00	2,763,779.00	---	750,100.00
Corrections	12,367,377.00	6,812,277.85	---	5,555,099.15
<u>Social Services Administrative</u>				
<u>Trust - 0545</u>				
Office of Administration	400,649.00	63,000.00	---	337,649.00
Social Services	1,504,365.00	999,316.44	---	505,048.56

STATE OF MISSOURI
SUMMARY OF APPROPRIATIONS BY FUND AND DEPARTMENT
INTERNAL SERVICE FUNDS
FOR THE APPROPRIATION YEAR 2015

	Appropriations	Expenditures and Appropriated Transfers Out	Reappropriations to 2016	Lapse of Appropriations
<u>Economic Development</u>				
<u>Administrative - 0547</u>				
Office of Administration	1,300,822.00	93,065.41	---	1,207,756.59
Economic Development	1,237,902.00	804,379.24	---	433,522.76
<u>Professional Registration</u>				
<u>Fees - 0689</u>				
Office of Administration	1,232,716.00	609,666.45	---	623,049.55
Insurance, Financial Institutions and Professional Registration	5,050,442.00	4,225,776.07	---	824,665.93
<u>Missouri Revolving Information</u>				
<u>Technology Trust - 0980</u>				
Office of Administration	94,715,219.00	67,037,138.42	---	27,678,080.58
Subtotals	269,825,688.00	205,414,956.00	---	64,410,732.00
Appropriated Transfers Out	26,181,662.00	22,407,606.17	---	3,774,055.83
Totals	\$ 296,007,350.00	\$ 227,822,562.17	---	\$ 68,184,787.83

**STATE OF MISSOURI
SUMMARY OF APPROPRIATIONS BY FUND AND DEPARTMENT
AGENCY FUNDS
FOR THE APPROPRIATION YEAR 2015**

	<u>Appropriations</u>	<u>Expenditures and Appropriated Transfers Out</u>	<u>Reappropriations to 2016</u>	<u>Lapse of Appropriations</u>
<u>American Cancer Society, Heartland Division, Inc. - 0700</u>				
Revenue	\$ 16,250.00	\$ 9,995.82	\$ ---	\$ 6,254.18
<u>State Retirement Contributions - 0701</u>				
Office of Administration	331,233,944.00	317,443,571.85	---	13,790,372.15
<u>Social Security Contributions - (O.A.S.D.I./Medicare) - 0702</u>				
Office of Administration	155,654,997.00	146,708,103.72	---	8,946,893.28
<u>ALS Lou Gehrig's Disease - 0703</u>				
Revenue	3,500.00	2,822.26	---	677.74
<u>American Lung Association of Missouri - 0704</u>				
Revenue	3,500.00	748.48	---	2,751.52
<u>Missouri State Employees' Deferred Compensation Incentive Plan Administration - 0706</u>				
Office of Administration	9,574,740.00	---	---	9,574,740.00
<u>Muscular Dystrophy Association - 0707</u>				
Revenue	2,500.00	1,475.75	---	1,024.25
<u>Arthritis Foundation - 0708</u>				
Revenue	2,500.00	1,062.35	---	1,437.65
<u>National Multiple Sclerosis Society - 0709</u>				
Revenue	3,500.00	2,592.82	---	907.18
<u>Proceeds of Surplus Property Sales - 0710</u>				
Office of Administration	299,894.00	289,584.63	---	10,309.37
<u>American Diabetes Association Gateway Area - 0713</u>				
Revenue	3,500.00	3,360.35	---	139.65
<u>American Heart Association - 0714</u>				
Revenue	3,500.00	3,060.94	---	439.06
<u>March of Dimes - 0716</u>				
Revenue	5,200.00	5,186.30	---	13.70
<u>Missouri Community College Job Retention Training Program - 0717</u>				
Economic Development	10,000,000.00	8,570,164.08	---	1,429,835.92
<u>Circuit Courts Escrow - 0718</u>				
Judiciary	2,005,500.00	1,701,587.35	---	303,912.65

STATE OF MISSOURI
SUMMARY OF APPROPRIATIONS BY FUND AND DEPARTMENT
AGENCY FUNDS
FOR THE APPROPRIATION YEAR 2015

	Appropriations	Expenditures and Appropriated Transfers Out	Reappropriations to 2016	Lapse of Appropriations
<u>Missouri Military Family Relief - 0719</u>				
Public Safety	150,000.00	36,804.85	---	113,195.15
<u>Debt Offset Escrow - 0753</u>				
Judiciary	1,200,000.00	929,321.62	---	270,678.38
Elementary and Secondary Education	1,000.00	---	---	1,000.00
Higher Education	5,436,000.00	3,608,816.28	---	1,827,183.72
Health and Senior Services	29,925.00	14,386.50	---	15,538.50
Labor and Industrial Relations	5,000,000.00	1,390,022.38	---	3,609,977.62
Mental Health	100,000.00	8,270.58	---	91,729.42
Revenue	1,164,119.00	823,454.91	---	340,664.09
Social Services	9,000,000.00	3,603,002.12	---	5,396,997.88
<u>Agriculture Bond Trustee - 0756</u>				
Agriculture	129,000.00	---	---	129,000.00
<u>Proprietary School Bond - 0760</u>				
Higher Education	200,000.00	---	---	200,000.00
<u>Missouri Consolidated Health Care Plan Benefit - 0765</u>				
Office of Administration	389,284,459.00	386,568,054.37	---	2,716,404.63
<u>Missouri State Employees' Voluntary Life Insurance - 0910</u>				
Office of Administration	3,900,000.00	3,680,340.73	---	219,659.27
<u>Breast Cancer Awareness Trust - 0915</u>				
Health and Senior Services	5,000.00	4,316.73	---	683.27
Revenue	1,000.00	---	---	1,000.00
<u>American Red Cross Trust - 0987</u>				
Revenue	5,050.00	5,024.96	---	25.04
Subtotals	924,418,578.00	875,415,132.73	---	49,003,445.27
Appropriated Transfers Out	4,406,190.00	3,655,583.52	---	750,606.48
Totals	<u>\$ 928,824,768.00</u>	<u>\$ 879,070,716.25</u>	<u>---</u>	<u>\$ 49,754,051.75</u>

STATE OF MISSOURI
SUMMARY OF APPROPRIATIONS BY FUND AND DEPARTMENT
PRIVATE PURPOSE TRUST FUNDS
FOR THE APPROPRIATION YEAR 2015

	<u>Appropriations</u>	<u>Expenditures and Appropriated Transfers Out</u>	<u>Reappropriations to 2016</u>	<u>Lapse of Appropriations</u>
<u>Abandoned Fund Account - 0863</u>				
Executive	\$ 42,609,965.00	\$ 40,981,383.72	\$ ---	\$ 1,628,581.28
<u>State Seminary - 0872</u>				
Higher Education	4,000,000.00	---	---	4,000,000.00
<u>Alternative Care Trust - 0905</u>				
Social Services	15,000,000.00	14,963,094.94	---	36,905.06
Subtotals	61,609,965.00	55,944,478.66	---	5,665,486.34
Appropriated Transfers Out	52,526,515.00	46,628,590.56	---	5,897,924.44
Totals	<u>\$ 114,136,480.00</u>	<u>\$ 102,573,069.22</u>	<u>\$ ---</u>	<u>\$ 11,563,410.78</u>

**STATE OF MISSOURI
SUMMARY OF APPROPRIATION ACTIVITY
GENERAL FUND - GENERAL REVENUE FUNDS
FOR THE APPROPRIATION YEAR 2015**

	H.B. No.	Appr. No.	Appropriations	Expenditures and Transfers Out	Reappropriations to 2016	Lapse of Appropriations
<u>LEGISLATURE</u>						
LEGISLATURE LEASING	13.005	7488	\$ 9,932.00	\$ 7,244.82	\$ ---	\$ 2,687.18
LEGISLATURE STATE OWNED	13.010	7771	1,691,338.00	1,628,601.00	---	62,737.00
<u>Senate</u>						
SENATORS' SALARIES	12.500	0003	1,226,610.00	1,187,695.58	---	38,914.42
SENATORS' MILEAGE	12.500	0004	87,406.00	65,475.94	---	21,930.06
SENATORS' PER DIEM	12.500	0005	226,100.00	226,100.00	---	---
JOINT CONTINGENT EXP E&E	12.500	1052	125,000.00	125,000.00	---	---
JOINT COMM ON ADMIN RULE	12.520	4189	125,269.00	119,231.54	---	6,037.46
JOINT COMM RETIREMENT SYS	12.520	4190	165,869.00	115,204.34	---	50,664.66
JOINT COMM EDUCATION PS	12.520	4249	63,828.00	49,740.91	---	14,087.09
JOINT COMM EDUCATION E&E	12.520	4250	10,789.00	3,599.21	---	7,189.79
SENATE CONTINGENT EXP	12.500	9801	9,045,869.00	8,646,812.95	---	399,056.05
<u>House of Representatives</u>						
REPS EXP VOUCHERS	12.505	1532	1,370,176.00	1,163,632.03	---	206,543.97
REPRESENTATIVES SALARIES	12.505	4257	5,861,145.00	5,785,367.08	---	75,777.92
REPRESENTATIVES MILEAGE	12.505	4258	395,491.00	306,690.04	---	88,800.96
REPRESENTATIVES PER DIEM	12.505	4259	1,290,960.00	1,134,477.60	---	156,482.40
HOUSE CONTINGENT EXPENSES	12.505	6725	10,987,534.00	10,872,505.06	---	115,028.94
NATL CONF ON ST LEGISLTRS	12.506	9000	240,000.00	201,662.00	---	38,338.00
<u>Committee on Legislative Research</u>						
COMM ON LEG RESEARCH	12.510	0013	1,454,608.00	1,430,219.89	---	24,388.11
<u>Legislative Research - Oversight</u>						
LEG RESEARCH OVERSIGHT	12.510	3084	799,331.00	581,176.09	---	218,154.91
<u>JUDICIARY</u>						
JUDICIARY LEASING	13.005	6083	2,222,414.00	2,101,644.02	---	120,769.98
JUDICIARY STATE OWNED	13.010	7789	208,110.00	200,392.00	---	7,718.00
<u>Judicial Proceedings and Review</u>						
JUD PROCEED & REVIEW PS	12.300	0030	2,774,410.00	2,761,425.41	---	12,984.59
JUD PROCEED & REVIEW E&E	12.300	0033	1,051,409.00	1,050,418.76	---	990.24
SUP COURT JUDGES SALARIES	12.300	0907	1,188,113.00	1,181,929.83	---	6,183.17

Office of State Courts Administrator

STATE COURTS ADMIN E&E	12.305	0039	768,559.00	738,687.41	---	29,871.59
STATE COURTS ADMIN PS	12.305	0524	6,475,667.00	6,464,540.90	---	11,126.10
ICM SUPPORT E&E	12.305	7083	3,702,679.00	3,614,229.42	---	88,449.58
OPD TRANSCRIPT COSTS	12.305	8689	582,053.00	496,506.60	---	85,546.40

Court of Appeals

APPEALS WEST DIST PS	12.315	0041	1,942,269.00	1,941,960.37	---	308.63
APPEALS WEST DIST E&E	12.315	0044	439,356.00	439,353.29	---	2.71
APPEALS EAST DIST PS	12.315	0046	2,672,430.00	2,628,382.41	---	44,047.59
APPEALS EAST DIST E&E	12.315	0050	481,369.00	481,368.78	---	0.22
APPEALS SOUTH DIST PS	12.315	0052	1,170,362.00	1,169,366.02	---	995.98
APPEALS-SOUTH DIST E&E	12.315	0054	273,289.00	273,057.81	---	231.19
JUDGES SALARIES WEST DIST	12.315	0847	1,690,938.00	1,690,804.87	---	133.13
JUDGES SALARIES EAST DIST	12.315	0848	2,093,467.00	2,089,278.18	---	4,188.82
JUDGES SALARIES SOUTH PS	12.315	0849	1,079,233.00	1,073,959.02	---	5,273.98

Circuit Courts

CP-JUDGES-COMM PS	12.320	0853	50,719,553.00	49,980,212.00	---	739,341.00
CP-STATUTORY PS	12.320	0856	15,225,202.00	15,212,538.36	---	12,663.64
JUVENILE PERSONNEL	12.320	2902	7,579,900.00	7,579,900.00	---	---
CP-NON-STATUTORY PS	12.320	3354	65,328,679.00	65,064,333.78	---	264,345.22
CASA PROGRAMS	12.320	4366	300,000.00	300,000.00	---	---
CIRCUIT PERSONNEL E&E	12.320	5274	5,547,504.00	5,202,102.85	---	345,401.15
CASA PROGRAMS (Fund 0590)	12.320	5196	100,000.00	74,589.69	---	25,410.31

Drug Court Coord Commission

DRUG COURTS E&E (Fund 0733)	12.330	5197	6,723,698.00	6,476,179.92	---	247,518.08
DRUG COURTS PS (Fund 0733)	12.330	5902	205,699.00	178,382.13	---	27,316.87

Other Programs

CRRD-INVESTIGATOR PS	12.320	1208	14,650.00	1,204.56	---	13,445.44
RETIR DISCIPL & REMOVE PS	12.320	2204	172,744.00	172,517.73	---	226.27
RETIR. DISCIPL & REMOV E&E	12.320	2205	42,667.00	32,898.71	---	9,768.29
APPELLATE JUDICIAL COMM	12.300	4211	7,741.00	3,876.66	---	3,864.34

Public Defender System

PUBLIC DEFENDER SVS PS	12.400	0911	27,850,096.00	27,850,095.10	---	0.90
PUBLIC DEFENDER SVS E&E	12.400	0912	8,168,742.00	5,196,504.00	---	2,972,238.00

Extraordinary

EXTRAORDINARY EXP/CONFLCT	12.400	8727	3,721,071.00	3,721,071.00	---	---
---------------------------	--------	------	--------------	--------------	-----	-----

**STATE OF MISSOURI
SUMMARY OF APPROPRIATION ACTIVITY
GENERAL FUND - GENERAL REVENUE FUNDS
FOR THE APPROPRIATION YEAR 2015**

	H.B. No.	Appr. No.	Appropriations	Expenditures and Transfers Out	Reappropriations to 2016	Lapse of Appropriations
<u>EXECUTIVE</u>						
<u>Governor's Office</u>						
GOVERNORS OFFICE ST OWNED	13.010	2662	379,292.00	365,223.00	---	14,069.00
SPECIAL AUDITS	12.015	2749	30,000.00	27,078.30	---	2,921.70
GOVERNOR'S OFFICE	12.005	5600	2,110,771.00	2,110,771.00	---	---
<u>Mansion Operating</u>						
MANSION OPERATING EXP	12.005	5599	98,585.00	98,585.00	---	---
<u>National Guard Emergency Duty</u>						
NATIONAL GUARD EMERGENCY	12.010	0064	4,000,001.00	3,482,826.48	---	517,174.52
<u>Lieutenant Governor</u>						
LIEUTENANT GOVERNOR PS	12.025	0072	404,636.00	345,958.18	---	58,677.82
LT GOV OFFICE ST OWNED	13.010	2664	31,675.00	30,500.00	---	1,175.00
LIEUTENANT GOVERNOR E&E	12.025	5914	50,677.00	29,553.06	---	21,123.94
<u>Secretary of State</u>						
SEC OF STATE LEASING	13.005	6080	673,244.00	568,498.91	---	104,745.09
SEC OF STATE STATE OWNED	13.010	7773	958,929.00	923,359.00	---	35,570.00
SEC OF STATE STATE OWNED (Fund 0829)	13.010	7776	13,227.00	13,133.00	---	94.00
<u>Elections</u>						
ELECTIONS PUBLIC NOTICE	12.055	0079	1,189,218.00	1,062,547.11	---	126,670.89
ABSENTEE BALLOTS	12.060	2041	151,000.00	57,517.24	---	93,482.76
SEC OF STATE PS (Fund 0497)	12.035	9148	77,400.00	---	---	77,400.00
SEC OF STATE E&E (Fund 0497)	12.035	9149	2,500.00	---	---	2,500.00
SPECIAL ELECTION COSTS (Fund 0686)	12.075	0787	516,353.00	516,269.75	---	83.25
BALLOT REPRINT COSTS (Fund 0686)	14.165	9238	679,343.00	677,218.70	---	2,124.30
<u>Securities</u>						
INVESTORS' RESTITUTION (Fund 0741)	12.050	5925	2,000,000.00	634,283.39	---	1,365,716.61
SEC OF STATE PS (Fund 0829)	12.035	5532	775,713.00	430,406.92	---	345,306.08
SEC OF STATE E&E (Fund 0829)	12.035	5533	947,964.00	368,158.69	---	579,805.31
<u>Business Services</u>						
SEC OF STATE PS	12.035	0073	7,471,611.00	7,471,120.54	---	490.46
SEC OF STATE E&E	12.035	0077	1,619,809.00	1,564,786.20	---	55,022.80
REFUNDS	12.045	0080	50,000.00	31,030.27	---	18,969.73

Library Services

REAL	12.105	1048	3,109,250.00	2,642,744.29	---	466,505.71
STATE AID PUBLIC LIBRARY	12.100	4196	3,504,001.00	3,504,001.00	---	---
LIBRARY NETWORKING FUND (Fund 0822)	12.115	4200	900,000.00	793,851.37	---	106,148.63

Wolfner Library

SEC OF STATE E&E (Fund 0928)	12.035	4195	30,000.00	19,092.80	---	10,907.20
------------------------------	--------	------	-----------	-----------	-----	-----------

State Auditor

STATE AUDITOR PS	12.145	0084	5,285,114.00	5,218,393.62	---	66,720.38
STATE AUDITOR E&E	12.145	0087	1,252,859.00	1,067,779.45	---	185,079.55
AUDITOR LEASING	13.005	3192	8,592.00	8,014.44	---	577.56
AUDITOR STATE OWNED	13.010	7777	180,026.00	173,347.00	---	6,679.00
STATE AUDITOR PS (Fund 0648)	12.145	8486	840,417.00	284,454.16	---	555,962.84
STATE AUDITOR E&E (Fund 0648)	12.145	8487	31,616.00	31,615.07	---	0.93

State Treasurer

DUPLICATE/OUTLAWED CHECKS	12.155	0093	2,000,000.00	1,900,873.24	---	99,126.76
LINKED DEPOSIT REFUNDS	12.175	8364	2,500.00	2,463.11	---	36.89
STATE TREASURER PS (Fund 0164)	12.150	0844	1,611,525.00	1,447,882.39	---	163,642.61
STATE TREASURER E&E (Fund 0164)	12.150	0845	270,672.00	246,337.80	---	24,334.20
TREASURER STATE OWNED (Fund 0164)	13.010	7788	182,402.00	181,108.00	---	1,294.00

Attorney General

ATTORNEY GENERAL PS	12.195	0095	11,060,994.00	10,943,075.12	---	117,918.88
MEDICAID FRAUD UNIT E&E	12.205	1678	393,949.00	310,227.51	---	83,721.49
ATTORNEY GENERAL LEASING	13.005	3184	334,286.00	324,054.54	---	10,231.46
MEDICAID FRAUD UNIT PS	12.205	3336	323,645.00	138,555.71	---	185,089.29
ATTORNEY GENERAL E&E	12.195	7586	2,149,079.00	2,149,054.00	---	25.00
ATTORNEY GENERAL ST OWNED	13.010	7778	405,675.00	390,628.00	---	15,047.00
ATTORNEY GENERAL E&E (Fund 0603)	12.195	2218	187,000.00	114,172.10	---	72,827.90
ATTORNEY GENERAL PS (Fund 0631)	12.195	1529	1,654,075.00	1,639,014.81	---	15,060.19
ATTORNEY GENERAL E&E (Fund 0631)	12.195	2315	2,190,176.00	749,499.87	---	1,440,676.13
BROADWAY BLDG RENOVATIONS (Fund 0631)	18.050	8633	2,888,929.05	2,704,134.93	184,794.00	0.12
ATTORNEY GENERAL PS (Fund 0666)	12.195	2215	382,474.00	239,878.74	---	142,595.26
ATTORNEY GENERAL E&E (Fund 0666)	12.195	3003	254,400.00	132,114.54	---	122,285.46

Missouri Office of Prosecution Services

OFFICE OF PROS SVS PS	12.210	2933	73,837.00	73,568.36	---	268.64
OFFICE OF PROS SVS E&E	12.210	2937	34,900.00	34,423.51	---	476.49

**STATE OF MISSOURI
SUMMARY OF APPROPRIATION ACTIVITY
GENERAL FUND - GENERAL REVENUE FUNDS
FOR THE APPROPRIATION YEAR 2015**

	H.B. No.	Appr. No.	Appropriations	Expenditures and Transfers Out	Reappropriations to 2016	Lapse of Appropriations
<u>OFFICE OF ADMINISTRATION</u>						
<u>Commissioner's Office</u>						
COMMISSIONER'S OFFICE PS	05.005	0123	633,125.00	613,935.24	---	19,189.76
COMMISSIONER'S OFFICE E&E	05.005	2139	79,263.00	56,905.76	---	22,357.24
OFF EQUAL OPPORTUNITY PS	05.005	3568	220,619.00	206,803.27	---	13,815.73
OFF EQUAL OPPORTUNITY EE	05.005	3571	78,222.00	74,174.86	---	4,047.14
ALTERNATIVES TO ABORTION	05.165	8044	2,033,561.00	1,457,960.16	---	575,600.84
ALT TO ABORTION AWARENESS	05.165	8301	75,000.00	33,448.10	---	41,551.90
REGIONAL PLANNING COMM	05.290	9184	100,000.00	97,000.00	---	3,000.00
DISPARITY STUDY-DONATED (Fund 0722)	05.005	8116	1,000,000.00	69,502.35	---	930,497.65
<u>Division of Accounting</u>						
REFUND DED W/H IN ERROR	05.525	0037	36,000.00	2,636.45	---	33,363.55
ACCOUNTING PS	05.010	0154	2,098,274.00	1,950,613.64	---	147,660.36
ACCOUNTING E&E	05.010	0157	116,895.00	116,876.25	---	18.75
UNEMPLOYMENT BENEFITS	05.495	2238	1,643,413.00	1,123,123.11	---	520,289.89
NEW JOBS TRAINING CERTIF	05.215	2832	1.00	---	---	1.00
CMIA-FEDERAL PAYMENTS	05.235	2833	300,000.00	19,999.00	---	280,001.00
HR CONTINGENCY	05.540	3062	36,000.00	---	---	36,000.00
BPB ANNUAL FEES/EXPENSES	05.175	5275	30,654.00	14,120.00	---	16,534.00
L/P DEBT PAYMENTS	05.180	5281	13,666,157.00	13,666,156.26	---	0.74
MU BASKETBALL ARENA	05.185	5732	2,525,200.00	2,525,200.00	---	---
DEBT MANAGEMENT	05.210	6933	83,300.00	73,096.79	---	10,203.21
BPB DEBT SERVICE	05.170	8002	47,080,088.00	47,074,064.07	---	6,023.93
BPB BONDS-DEBT SERVICE	21.115	9132	9,933,550.00	---	---	9,933,550.00
BPB BONDS-ISSUANCE COST	21.115	9133	176,450.00	176,373.50	---	76.50
PROSECUTIONS/CAP CASE	05.280	9183	30,000.00	15,050.00	---	14,950.00
CAFETERIA PLAN	05.535	9301	1.00	---	---	1.00
BARTLE HALL	05.220	9352	2,000,000.00	2,000,000.00	---	---
EDWARD JONES	05.230	9353	12,000,000.00	12,000,000.00	---	---
JACKSON CO	05.225	9382	3,000,000.00	3,000,000.00	---	---
TEACHER RETIREMENT CONTR	05.475	9851	600,000.00	123,396.63	---	476,603.37
UNEMPLOYMENT BENEFITS (Fund 0144)	05.495	8642	1.00	0.69	---	0.31
UNEMPLOYMENT BENEFITS (Fund 0164)	05.495	2307	1,737.00	1,736.80	---	0.20
UNEMPLOYMENT BENEFITS (Fund 0169)	05.495	1920	14,367.00	6,141.46	---	8,225.54
UNEMPLOYMENT BENEFITS (Fund 0625)	05.495	3718	65.00	64.00	---	1.00
UNEMPLOYMENT BENEFITS (Fund 0667)	05.495	2183	671.00	669.34	---	1.66

Division of Budget and Planning

BUDGET & PLANNING E&E	05.015	2140	71,921.00	68,988.52	---	2,932.48
BUDGET & PLANNING PS	05.015	3434	1,603,299.00	1,522,460.27	---	80,838.73

Information Technology Services Division

GR IT CONSOLIDATION PS	05.025	1281	20,255,994.00	20,045,064.65	---	210,929.35
GR IT CONSOLIDATION E&E	05.025	1282	25,896,247.00	25,895,799.93	---	447.07
DOR IT CONSOLID HC PS	05.025	2854	1,652,438.00	1,589,937.63	---	62,500.37
DOR IT CONSOLID HC E&E	05.025	2855	4,256,900.00	4,256,900.00	---	---
SECURITY ENHANCEMENT E&E	05.025	8706	4,500,000.00	4,500,000.00	---	---
DSS IT CONSOLIDATION PS (Fund 0169)	05.025	1292	488,811.00	487,382.77	---	1,428.23
DSS IT CONSOLIDATION E&E (Fund 0169)	05.025	1293	1,229,528.00	---	---	1,229,528.00
DHSS IT CONSOLIDATION E&E (Fund 0276)	05.025	1309	7,690.00	3,220.15	---	4,469.85
DED IT CONSOLIDATION E&E (Fund 0567)	05.025	1396	2,762.00	---	---	2,762.00
DED IT CONSOLIDATION E&E (Fund 0600)	05.025	1451	7,000.00	1,923.23	---	5,076.77
DESE IT CONSOLIDATION E&E (Fund 0651)	05.025	1510	25,000.00	210.40	---	24,789.60
DESE IT CONSOLIDATION PS (Fund 0651)	05.025	8845	155,710.00	61,488.85	---	94,221.15
DHSS IT CONSOLIDATION E&E (Fund 0656)	05.025	8373	1,300.00	1,300.00	---	---
DHSS IT CONSOLIDATION PS (Fund 0658)	05.025	1513	50.00	---	---	50.00
DHSS IT CONSOLIDATION E&E (Fund 0658)	05.025	1516	20,513.00	1,032.42	---	19,480.58
DED IT CONSOLIDATION E&E (Fund 0667)	05.025	8834	84,243.00	20,211.62	---	64,031.38
DESE IT CONSOLIDATION E&E (Fund 0743)	05.025	1624	995.00	---	---	995.00
DESE IT CONSOLIDATION PS (Fund 0743)	05.025	8850	1,005.00	---	---	1,005.00
DHSS IT CONSOLIDATION E&E (Fund 0899)	05.025	1644	13,032.00	474.57	---	12,557.43
MDA IT CONSOLIDATION E&E (Fund 0925)	05.025	1654	90.00	---	---	90.00

Division of Facilities Management,**Design and Construction**

OA LEASING	13.005	1059	542,205.00	518,267.44	---	23,937.56
OA STATE OWNED	13.010	7670	2,414,035.00	2,328,006.00	---	86,029.00
STATE CAPITOL STRUC REPRS	19.008	8724	49,794,122.79	1,487,594.18	1,000,000.00	47,306,528.61
PLNG DESIGN CONST ST BLDG	19.007	8729	38,000,000.00	---	---	38,000,000.00
FMDC ESCO DEBT SERVICE (Fund 0124)	05.205	4468	5,535,815.00	5,535,810.72	---	4.28
STWIDE FMRF EXPENDITURE (Fund 0124)	17.005	8019	35,281,052.26	8,121,766.86	---	27,159,285.40
SUPREME COURT-HVAC PROJS (Fund 0124)	17.005	8156	2,750.00	2,750.00	---	---
UNPROGRAMMED M&R (Fund 0124)	17.005	8369	23,082.07	12,746.23	---	10,335.84
STWIDE FMRF EXPENDITURE (Fund 0124)	18.010	8574	13,229,696.00	797,181.47	3,983,026.00	8,449,488.53
UNPROGRAMMED (Fund 0124)	18.006	8730	2,977,704.00	33,109.35	1,939,904.00	1,004,690.65
ABTMNT REMVAL & REMDIATN (Fund 0124)	18.007	8731	2,536,316.00	1,113,365.20	1,422,950.72	0.08
ROOFING MANAGEMENT SYSTEM (Fund 0124)	18.008	8732	9,516,548.67	142,534.38	2,978,135.00	6,395,879.29
ELECTRICAL IMPROVEMENTS (Fund 0124)	18.009	8733	8,409,955.00	---	159,751.00	8,250,204.00
ELEVATOR IMPROVEMENTS (Fund 0124)	18.011	8738	3,164,416.00	535,429.22	2,628,986.00	0.78
FIRE SAFETY IMPROVEMENTS (Fund 0124)	18.012	8739	11,553,792.25	40,282.54	10,541,979.00	971,530.71
HTG VENTILATION & AC IMP (Fund 0124)	18.013	8740	13,586,029.00	593,787.67	7,962,324.00	5,029,917.33
PLUMBING IMPROVEMENTS (Fund 0124)	18.014	8741	1,640,650.00	---	525,477.00	1,115,173.00
SECURITY IMPROVEMENTS (Fund 0124)	18.016	8742	20,440.00	---	20,440.00	---

**STATE OF MISSOURI
SUMMARY OF APPROPRIATION ACTIVITY
GENERAL FUND - GENERAL REVENUE FUNDS
FOR THE APPROPRIATION YEAR 2015**

	H.B. No.	Appr. No.	Appropriations	Expenditures and Transfers Out	Reappropriations to 2016	Lapse of Appropriations
EMERGENCY (Fund 0124)	18.006	8851	1,827,557.00	---	72,009.00	1,755,548.00
APPRAISALS & SURVEYS (Fund 0124)	18.006	8852	577,402.00	45,005.58	9,012.00	523,384.42
HAZMAT REMEDIATION (Fund 0124)	18.006	8853	446,744.00	---	14,537.00	432,207.00
ENERGY CONSERVATION PROJS (Fund 0723)	18.020	8583	200,000.00	---	---	200,000.00
<u>Division of General Services</u>						
WORKERS' COMP & SIF TAX	05.555	3437	3,204,000.00	3,203,631.79	---	368.21
DIV OF GENERAL SERVS PS	05.100	4537	867,489.00	832,117.02	---	35,371.98
DIV OF GENERAL SERVS E&E	05.100	4539	75,353.00	73,092.00	---	2,261.00
WORKERS' COMPENSATION	05.545	4541	32,894,630.00	32,816,282.47	---	78,347.53
STATE PROP PRESERVE PMTS (Fund 0128)	05.110	6747	1.00	---	---	1.00
LEGAL EXPENSE FUND (Fund 0692)	05.130	1214	9,871,435.00	9,869,375.98	---	2,059.02
<u>Division of Personnel</u>						
DIV PERSONNEL PS	05.040	0187	2,757,890.00	2,610,714.30	---	147,175.70
DIV PERSONNEL E&E	05.040	0189	81,646.00	79,197.00	---	2,449.00
<u>Division of Purchasing and Materials Management</u>						
PURCHASING/MATRL MGMT PS	05.045	0190	1,685,547.00	1,553,632.71	---	131,914.29
PURCHASING/MATRL MGMT E&E	05.045	0193	72,851.00	67,800.41	---	5,050.59
<u>Administrative Hearing Commission</u>						
ADMIN HEARING COMM PS	05.135	7635	912,724.00	725,237.36	---	187,486.64
ADMIN HEARING COMM E&E	05.135	7636	130,552.00	98,998.33	---	31,553.67
ADMIN HEARING COMM PS (Fund 0818)	05.135	8411	75,056.00	25,725.14	---	49,330.86
ADMIN HEARING COMM E&E (Fund 0818)	05.135	8412	56,715.00	---	---	56,715.00
<u>Office of Child Advocate</u>						
OFFICE CHILD ADVOCATE PS	05.140	6321	141,488.00	76,569.31	---	64,918.69
OFFICE CHILD ADVOCATE E&E	05.140	6322	38,103.00	36,336.98	---	1,766.02
<u>Governor's Council on Disability</u>						
GOV CNSL ON DISABILITY PS	05.150	6880	174,541.00	164,756.24	---	9,784.76
GOV CNSL ON DISABILITY EE	05.150	6881	19,618.00	19,615.28	---	2.72
<u>Missouri Ethics Commission</u>						
MO ETHICS COMM E&E	05.160	0127	289,852.00	193,815.01	---	96,036.99
MO ETHICS COMM PS	05.160	0827	1,095,125.00	997,472.61	---	97,652.39
ETHICS COMMISSION LEASING	13.005	3271	98,971.00	88,705.19	---	10,265.81

Board of Fund Commissioners

ESCROW & RELATED EXPENSES	01.005	1323	20,002.00	5,887.50	---	14,114.50
---------------------------	--------	------	-----------	----------	-----	-----------

DEPARTMENT OF AGRICULTURE

AGRICULTURE LEASING	13.005	1473	154,643.00	149,358.00	---	5,285.00
AGRICULTURE STATE OWNED	13.010	7676	86,720.00	83,503.00	---	3,217.00
STWIDE FMRF EXPENDITURE (Fund 0124)	17.005	8019	76,684.21	76,683.30	---	0.91
STWIDE FMRF EXPENDITURE (Fund 0124)	18.010	8574	140,980.00	102,679.48	38,300.00	0.52
ABTMNT REMVAL & REMDIATN (Fund 0124)	18.007	8731	51,903.00	50,902.07	1,000.93	---
PLUMBING IMPROVEMENTS (Fund 0124)	18.014	8741	150,122.92	150,122.62	---	0.30
BIODIESEL INCENTIVE PRGM (Fund 0777)	06.025	7519	5,525,000.00	5,359,250.00	---	165,750.00

Office of the Director

REFUND ACCOUNT	06.005	1887	3,639.00	---	---	3,639.00
----------------	--------	------	----------	-----	-----	----------

Division of Animal Health

ANIMAL HEALTH ADMIN PS	06.085	0244	2,564,408.00	2,480,188.16	---	84,219.84
ANIMAL HEALTH ADMIN E&E	06.085	0247	907,293.00	880,072.99	---	27,220.01
INDEMNITIES	06.090	4388	10,000.00	860.00	---	9,140.00
GIFT TRUST FUND E&E (Fund 0925)	06.085	3121	5,000.00	---	---	5,000.00
ANIMAL HEALTH ADMIN E&E (Fund 0985)	06.085	8891	1,000.00	---	---	1,000.00

Division of Grain Inspection and**Warehousing**

GRAIN REGULATORY SVS PS	06.095	0251	655,389.00	632,051.00	---	23,338.00
GRAIN REGULATORY SVS E&E	06.095	0253	120,422.00	117,844.00	---	2,578.00

Weights, Measures and Consumer**Protection**

WEIGHTS & MEASURES PS	06.110	0260	437,414.00	423,466.27	---	13,947.73
WEIGHTS & MEASURES E&E	06.110	7361	100,396.00	97,384.00	---	3,012.00

State Milk Board

STATE MILK BOARD PS	06.140	5289	103,593.00	100,482.13	---	3,110.87
STATE MILK BOARD E&E	06.140	5290	852.00	---	---	852.00

Agric Business Development Division

LIVESTOCK FEED& CROP LOAN (Fund 0914)	06.075	3369	50,000.00	---	---	50,000.00
AGRI BUS AG AWARENESS PRG (Fund 0925)	06.030	2110	22,815.00	---	---	22,815.00

DEPARTMENT OF ECONOMIC DEVELOPMENT

DED LEASING	13.005	1978	32,045.00	30,323.75	---	1,721.25
DED STATE OWNED	13.010	7691	201,154.00	193,692.00	---	7,462.00
DED STATE OWNED (Fund 0667)	13.010	8840	22,375.00	13,977.00	---	8,398.00

**STATE OF MISSOURI
SUMMARY OF APPROPRIATION ACTIVITY
GENERAL FUND - GENERAL REVENUE FUNDS
FOR THE APPROPRIATION YEAR 2015**

	H.B. No.	Appr. No.	Appropriations	Expenditures and Transfers Out	Reappropriations to 2016	Lapse of Appropriations
<u>Administrative Services</u>						
ADMINISTRATIVE SVS E&E	07.005	2173	54,309.00	50,006.17	---	4,302.83
ADMINISTRATIVE SVS PS	07.005	3612	409,680.00	321,840.02	---	87,839.98
<u>Division of Business and Community Services</u>						
MARKETING PS	07.015	2376	181,256.00	169,104.22	---	12,151.78
MARKETING E&E	07.015	2377	1,377,651.00	1,012,329.12	---	365,321.88
SALES PS	07.015	2391	1,245,947.00	977,611.68	---	268,335.32
SALES E&E	07.015	2393	157,520.00	119,297.55	---	38,222.45
FINANCE PS	07.015	2407	848,222.00	808,215.23	---	40,006.77
FINANCE E&E	07.015	2410	197,818.00	127,485.94	---	70,332.06
COMPLIANCE PS	07.015	2416	131,945.00	120,735.83	---	11,209.17
COMPLIANCE E&E	07.015	2422	26,341.00	22,368.89	---	3,972.11
MO COMMUNITY SVS COMM PS	07.080	3641	34,337.00	31,388.43	---	2,948.57
MO ECO RES INFO CNTR PS	07.015	3699	110,634.00	107,311.80	---	3,322.20
MO ECO RES INFO CNTR E&E	07.015	3700	19,160.00	18,585.00	---	575.00
INTRN TR & INVEST OFC E&E	07.015	7502	1,710,000.00	1,074,523.09	---	635,476.91
BRAC ANALYSIS	07.025	8312	300,000.00	291,000.00	---	9,000.00
MO TECH CORP-RAM E&E (Fund 0172)	07.030	3698	11,360,000.00	11,254,700.00	---	105,300.00
EARLY STAGE BUSINESS GRNT (Fund 0172)	07.030	8975	4,500,000.00	4,500,000.00	---	---
HIGH OLEIC SOYBN COMMRCLZ (Fund 0172)	07.030	8979	500,000.00	225,500.00	---	274,500.00
LIVESTOCK (Fund 0172)	07.030	8980	1,200,000.00	1,029,000.00	---	171,000.00
SOYBEAN RESEARCH (Fund 0172)	07.030	9102	800,000.00	800,000.00	---	---
MAINSTREET PROGRAM (Fund 0280)	07.055	9116	40,000.00	32,597.27	---	7,402.73
MARKETING E&E (Fund 0567)	07.015	2384	1,402,238.00	46,489.52	---	1,355,748.48
MODESA (Fund 0766)	07.070	4245	1,200,000.00	1,099,556.71	---	100,443.29
FINANCE PS (Fund 0766)	07.015	8389	43,249.00	34,436.25	---	8,812.75
FINANCE E&E (Fund 0766)	07.015	8390	3,890.00	402.49	---	3,487.51
DWTN REVITAL PRSRVTN (Fund 0907)	07.075	2918	200,000.00	---	---	200,000.00
<u>Workforce Development</u>						
WORKFORCE AUTISM	07.105	0932	200,000.00	193,979.17	---	6,020.83
CERT WORK READY COMMUNITY	07.110	8920	400,000.00	15,042.01	---	384,957.99
MO JOB DEVELOPMENT (Fund 0600)	07.115	0905	15,202,235.00	4,238,721.19	---	10,963,513.81
WORKFORCE DEVELOPMENT PS (Fund 0600)	07.105	2300	383,490.00	274,289.49	---	109,200.51
WORKFORCE DEVELOPMENT E&E (Fund 0600)	07.105	2323	81,389.00	65,161.13	---	16,227.87

Division of Tourism

REPUBLICAN NATIONAL CONV	07.140	9117	5,000,000.00	---	---	5,000,000.00
--------------------------	--------	------	--------------	-----	-----	--------------

Division of Energy

ENERGY DIV OPERATING E&E	07.150	8844	14,610.00	14,610.00	---	---
ENERGY DIV OPERATING PS (Fund 0667)	07.150	8801	458,058.00	371,674.20	---	86,383.80
ENERGY DIV OPERATING E&E (Fund 0667)	07.150	8805	89,970.00	44,003.25	---	45,966.75
ENERGY EFFICIENT SERVICES (Fund 0667)	07.150	8810	7,000,000.00	2,903,515.74	---	4,096,484.26
ENERGY EFFICIENT SERV ENC (Fund 0667)	07.150	8811	15,000,000.00	---	---	15,000,000.00
REFUND ACCOUNTS (Fund 0667)	07.150	8816	2,039.00	---	---	2,039.00
ENERGY DIV OPERATING PS (Fund 0730)	07.150	8802	3,572.00	---	---	3,572.00
ENERGY EFFICIENT SERVICES (Fund 0730)	07.150	8812	25,000.00	---	---	25,000.00
REFUND ACCOUNTS (Fund 0730)	07.150	8817	165.00	---	---	165.00
ENERGY DIV OPERATING PS (Fund 0935)	07.150	8803	205,557.00	114,327.03	---	91,229.97
ENERGY DIV OPERATING E&E (Fund 0935)	07.150	8806	32,050.00	19,385.38	---	12,664.62
ENERGY EFFICIENT SERVICES (Fund 0935)	07.150	8814	2,100,000.00	358,932.60	---	1,741,067.40
ENERGY EFFICIENT SERV ENC (Fund 0935)	07.150	8815	3,000,000.00	---	---	3,000,000.00
REFUND ACCOUNTS (Fund 0935)	07.150	8819	4,500.00	---	---	4,500.00

Missouri Arts Council

MO HUMANITIES COUNCIL (Fund 0177)	07.085	7276	1,050,000.00	1,050,000.00	---	---
KC NEGRO LEAGUE MUSEUM (Fund 0177)	07.085	8335	250,000.00	250,000.00	---	---
AMERICN JAZZ REDEV AUTHOR (Fund 0177)	07.085	9150	100,000.00	100,000.00	---	---

DEPARTMENT OF ELEMENTARY AND SECONDARY EDUCATION

DESE LEASING	13.005	1033	396,945.00	384,295.75	---	12,649.25
DESE STATE OWNED	13.010	7659	324,922.00	312,870.00	---	12,052.00
DESE INSTITUTIONAL	13.015	7663	4,018,293.00	3,857,706.00	---	160,587.00
SCHOOL SAFETY TRNG GRANTS	02.035	9105	750,000.00	---	---	750,000.00
STWIDE FMRF EXPENDITURE (Fund 0124)	17.005	8019	256,882.17	256,881.83	---	0.34
UNPROGRAMMED M&R (Fund 0124)	17.005	8369	0.72	---	---	0.72
STWIDE FMRF EXPENDITURE (Fund 0124)	18.010	8574	205,840.00	55,839.85	150,000.00	0.15
FOUNDATION-FORMULA (Fund 0497)	02.015	9003	163,202,591.00	---	---	163,202,591.00
DESE LEASING (Fund 0889)	13.005	6923	8,678.00	8,667.60	---	10.40

Division of Financial and Administrative Services

SCHOOL NUTRITION SERVICES	02.045	0495	3,412,151.00	3,412,151.00	---	---
DIV OF GENERAL ADMIN PS	02.005	0537	1,816,591.00	1,762,093.00	---	54,498.00
DIV OF GENERAL ADMIN E&E	02.005	2294	115,600.00	112,132.00	---	3,468.00
BOARD OPERATED E&E	02.015	2298	16,354,824.00	15,968,292.00	---	386,532.00
EARLY GRADE LITERACY PRGM	02.040	2535	100,000.00	97,000.00	---	3,000.00
INTRA DISTRICT METRO TRSP	02.015	4055	750,000.00	727,500.00	---	22,500.00

**STATE OF MISSOURI
SUMMARY OF APPROPRIATION ACTIVITY
GENERAL FUND - GENERAL REVENUE FUNDS
FOR THE APPROPRIATION YEAR 2015**

	H.B. No.	Appr. No.	Appropriations	Expenditures and Transfers Out	Reappropriations to 2016	Lapse of Appropriations
<u>Division of Learning Services</u>						
SHELTERED WORKSHOPS	02.205	0498	25,283,457.00	24,913,446.00	---	370,011.00
BLIND STUDENT LITERACY	02.215	1861	231,953.00	224,994.00	---	6,959.00
PERFORM BASED ASSESSMENT	02.085	2536	13,586,088.00	13,178,505.00	---	407,583.00
DFS/DMH SCHOOL PLACEMENTS	02.200	2542	3,330,731.00	3,330,731.00	---	---
SPECIAL OLYMPICS	02.230	2998	100,000.00	97,000.00	---	3,000.00
FIRST STEPS	02.195	4112	28,740,309.00	27,878,100.00	---	862,209.00
HIGH NEED FUND	02.190	7326	26,965,141.00	26,965,141.00	---	---
DIV OF LEARNING SRVS PS	02.070	7810	3,370,999.00	3,269,870.00	---	101,129.00
DIV OF LEARNING SRVS E&E	02.070	7811	228,869.00	222,003.00	---	6,866.00
EARLY CHILDHOOD PROGRAM	02.075	8339	73,200.00	71,004.00	---	2,196.00
MO CHRTR PUB SCHL COMM EE	02.135	8401	217,915.00	25,596.71	---	192,318.29
URBAN TEACHING PROGRAM	02.020	8509	3,000,000.00	2,910,000.00	---	90,000.00
EARLY CHILDHOOD PROG MPP	02.075	8510	4,063,959.00	2,349,211.79	---	1,714,747.21
REGIONAL PROF DEVELOP CTR	02.035	8644	1,000,000.00	970,000.00	---	30,000.00
BRIGHT FUTURES PROGRAM	02.017	8645	150,000.00	145,500.00	---	4,500.00
MO CHRTR PUB SCHL COMM PS	02.135	8653	78,786.00	76,422.00	---	2,364.00
CHARACTER ED INITIATIVES	02.155	8666	10,000.00	9,700.00	---	300.00
READING INSTRUCTION	02.016	8999	3,500,000.00	3,470,000.00	---	30,000.00
MATH & SCIENCE TUTORING	02.021	9022	400,000.00	388,000.00	---	12,000.00
AP/DUAL CR LOW-INC ASSIST	02.120	9110	100,000.00	---	---	100,000.00
ADULT ED & LITERACY	02.175	9427	4,500,388.00	4,365,376.00	---	135,012.00
EXCELLENCE IN EDUC EE (Fund 0651)	02.070	2297	2,308,067.00	1,397,130.45	---	910,936.55
EXCELLENCE IN EDUC PS (Fund 0651)	02.070	6459	623,913.00	461,396.83	---	162,516.17
SCHOOL AGE AFTERSCHL PROG (Fund 0732)	02.080	4129	20,000.00	9,827.00	---	10,173.00
<u>Office of Special Education</u>						
BOARD OPERATED PS	02.015	0015	24,555,363.00	23,714,588.73	---	840,774.27
COMM FOR THE DEAF E&E	02.240	2322	83,191.00	71,359.65	---	11,831.35
VERELLE PENISTON REC AREA	21.015	9077	25,000.00	25,000.00	---	---
COMM FOR THE DEAF PS	02.240	9919	305,156.00	206,756.75	---	98,399.25
ABTMNT REMVAL & REMDIATN (Fund 0124)	18.007	8731	97,043.00	97,042.10	0.90	---
ROOFING MANAGEMENT SYSTEM (Fund 0124)	18.008	8732	3,317,309.80	447,728.45	2,869,581.00	0.35
ELECTRICAL IMPROVEMENTS (Fund 0124)	18.009	8733	166,324.00	9,058.00	157,266.00	---
HTG VENTILATION & AC IMP (Fund 0124)	18.013	8740	2,227,457.65	138,201.23	2,089,256.00	0.42
HAZMAT REMEDIATION (Fund 0124)	18.006	8853	14,725.00	14,524.50	200.00	0.50
COMM FOR THE DEAF E&E (Fund 0743)	02.240	6099	119,000.00	4,105.24	---	114,894.76
COMM FOR THE DEAF PS (Fund 0743)	02.240	7515	33,762.00	---	---	33,762.00

MO ASSISTIVE TECH-PS (Fund 0889)	02.245	2366	51,151.00	33,060.75	---	18,090.25
MO ASSISTIVE TECH-EE (Fund 0889)	02.245	2367	575,000.00	514,166.45	---	60,833.55
SCHOOL FOR BLIND (Fund 0920)	02.225	9806	1,500,000.00	61,637.45	---	1,438,362.55
SCHOOL FOR DEAF (Fund 0922)	02.220	0543	49,500.00	30,301.50	---	19,198.50

Office of Adult Learning and Rehabilitation Services

VOCATIONAL REHAB GRANT	02.160	0506	13,589,689.00	13,589,689.00	---	---
INDEPENDENT LIVING CNTRS	02.170	8908	2,961,486.00	2,872,641.00	---	88,845.00
INDEPENDENT LIVING CNTRS (Fund 0284)	02.170	2809	390,556.00	347,563.33	---	42,992.67

DEPARTMENT OF HIGHER EDUCATION

DHE STATE OWNED	13.010	7877	112,330.00	108,163.00	---	4,167.00
-----------------	--------	------	------------	------------	-----	----------

Higher Education Administration

COORDINATION ADMIN PS	03.005	0438	356,323.00	345,408.00	---	10,915.00
MIDWEST HIGHER ED. COMM	03.020	0459	95,000.00	95,000.00	---	---
COORDINATION ADMIN E&E	03.005	2167	151,453.00	147,133.99	---	4,319.01
GRANT & SCHLSHP ADMIN E&E	03.005	2168	30,175.00	25,147.04	---	5,027.96
CROWDER COLLEGE	03.200	2489	3,971,015.00	3,851,885.00	---	119,130.00
EAST CENTRAL COLLEGE	03.200	2493	4,620,036.00	4,481,435.00	---	138,601.00
JEFFERSON COLLEGE	03.200	2495	6,564,858.00	6,367,912.00	---	196,946.00
METROPOLITAN COM COLLEGE	03.200	2497	26,919,817.00	26,112,222.00	---	807,595.00
MINERAL AREA COLLEGE	03.200	2499	4,428,783.00	4,295,920.00	---	132,863.00
MOBERLY AREA COM COLLEGE	03.200	2501	4,801,254.00	4,657,216.00	---	144,038.00
NORTH CENTRAL MO COLLEGE	03.200	2503	2,238,290.00	2,171,141.00	---	67,149.00
OZARKS TECH COM COLLEGE	03.200	2508	10,140,493.00	9,836,278.00	---	304,215.00
ST CHARLES CNTY COM COL	03.200	2512	7,185,479.00	6,969,915.00	---	215,564.00
ST LOUIS COM COLLEGE	03.200	2515	38,672,251.00	37,512,083.00	---	1,160,168.00
STATE FAIR COM COLLEGE	03.200	2517	4,827,049.00	4,682,238.00	---	144,811.00
THREE RIVERS COM COLLEGE	03.200	2519	4,065,460.00	3,943,496.00	---	121,964.00
CROWDER COLLEGE M&R	03.200	3171	197,197.00	191,281.00	---	5,916.00
EAST CENTRAL COLLEGE M&R	03.200	3172	143,895.00	139,578.00	---	4,317.00
JEFFERSON COLLEGE M&R	03.200	3174	343,343.00	333,043.00	---	10,300.00
METROPOLITAN COLLEGE M&R	03.200	3177	1,186,906.00	1,151,299.00	---	35,607.00
MINERAL AREA COLLEGE M&R	03.200	3181	206,159.00	199,974.00	---	6,185.00
MOBERLY AREA COLLEGE M&R	03.200	3182	136,555.00	132,458.00	---	4,097.00
NORTH CENTRAL COLLEGE M&R	03.200	3183	49,818.00	48,323.00	---	1,495.00
OZARKS TECH COLLEGE M&R	03.200	3190	204,347.00	198,217.00	---	6,130.00
ST CHARLES COLLEGE M&R	03.200	3191	191,680.00	185,930.00	---	5,750.00
ST LOUIS COLLEGE M&R	03.200	3199	1,421,467.00	1,378,823.00	---	42,644.00
STATE FAIR COLLEGE M&R	03.200	3200	192,306.00	186,537.00	---	5,769.00
THREE RIVERS COLLEGE M&R	03.200	3203	123,045.00	119,354.00	---	3,691.00
GRANT & SCHLSHP ADMIN PS	03.005	3857	116,461.00	112,663.39	---	3,797.61
VIETNAM SURVIVOR SCHLSHIP	03.080	3860	50,000.00	31,139.20	---	18,860.80

**STATE OF MISSOURI
SUMMARY OF APPROPRIATION ACTIVITY
GENERAL FUND - GENERAL REVENUE FUNDS
FOR THE APPROPRIATION YEAR 2015**

	H.B. No.	Appr. No.	Appropriations	Expenditures and Transfers Out	Reappropriations to 2016	Lapse of Appropriations
VETERANS SURVIVOR GRANT	03.080	4443	241,250.00	141,941.31	---	99,308.69
MIN ENIVRM LITERACY PRG	03.090	4550	32,964.00	30,088.00	---	2,876.00
PUBLIC SERVICE GRANT PRGM	03.080	8349	140,000.00	86,641.35	---	53,358.65
CROWDER COLLEGE OUTCOMES	03.160	8539	264,687.00	256,746.00	---	7,941.00
EAST CENTRAL OUTCOMES	03.160	8540	179,546.00	174,160.00	---	5,386.00
JEFFERSON COLLG OUTCOMES	03.160	8541	345,918.00	335,540.00	---	10,378.00
METROPOLITAN COM OUTCOMES	03.160	8542	1,813,811.00	1,759,397.00	---	54,414.00
MINERAL AREA OUTCOMES	03.160	8543	233,663.00	226,653.00	---	7,010.00
MOBERLY AREA COM OUTCOMES	03.160	8544	297,347.00	288,427.00	---	8,920.00
NORTH CENTRAL MO OUTCOMES	03.160	8545	114,253.00	110,825.00	---	3,428.00
OZARKS TECH COM OUTCOMES	03.160	8546	496,200.00	481,314.00	---	14,886.00
ST. CHARLES COM OUTCOMES	03.160	8547	360,687.00	349,866.00	---	10,821.00
ST. LOUIS COM OUTCOMES	03.160	8548	2,055,411.00	1,993,749.00	---	61,662.00
STATE FAIR COM OUTCOMES	03.160	8549	248,551.00	241,094.00	---	7,457.00
THREE RIVERS COM OUTCOMES	03.160	8550	256,055.00	248,373.00	---	7,682.00
HICKEY BLD-WEBB CITY-CC	21.097	9158	375,000.00	---	375,000.00	---
GEYER HALL/LRNG COMM-NCMC	21.105	9159	1,400,000.00	---	1,400,000.00	---
M ROSS BARNETT SCHLSHIP (Fund 0131)	03.080	0066	500,000.00	409,454.25	---	90,545.75
QUALITY IMPRVMENT REV E&E (Fund 0537)	03.005	4445	166,869.00	19,079.70	---	147,789.30
ACADEMIC SCHOLARSHIP PRGM (Fund 0840)	03.050	3858	15,676,666.00	15,675,500.00	---	1,166.00
ACADMC SCH LN FRGVNSS PRG (Fund 0840)	03.050	8925	7,000,000.00	2,389,500.00	---	4,610,500.00
ADVANTAGE MISSOURI PRGM (Fund 0856)	03.095	0062	15,000.00	---	---	15,000.00
OTHER GRANTS/DONATIONS PS (Fund 0925)	03.035	8460	15,000.00	3,833.40	---	11,166.60
OTHER GRANTS/DONATIONS EE (Fund 0925)	03.035	8461	15,000.00	13,776.41	---	1,223.59
OTHER GRANTS/DONATIONS (Fund 0925)	03.035	8463	88,109.00	76,609.00	---	11,500.00
LUMINA FOUNDATN GRANTS PS (Fund 0925)	03.035	9053	16,335.00	16,335.00	---	---
LUMINA FOUNDATN GRANTS EE (Fund 0925)	03.035	9054	83,665.00	29,462.93	---	54,202.07
A+ SCHOOLS PROGRAM (Fund 0955)	03.070	7481	35,000,000.00	33,564,303.14	---	1,435,696.86
AP INCENTIVE GRANTS (Fund 0983)	03.080	8195	100,000.00	10,500.00	---	89,500.00
<u>State Colleges and Universities</u>						
LINCOLN LAND GRANT MATCH	03.225	0150	500,000.00	485,000.00	---	15,000.00
MO KIDNEY PROGRAM	03.275	0632	1,750,000.00	1,697,500.00	---	52,500.00
STATE HISTORICAL SOCIETY	03.285	0643	1,727,605.00	1,675,777.00	---	51,828.00
MO STATE UNIVERSITY	03.220	0645	71,369,544.00	69,228,458.00	---	2,141,086.00
UNIVERSITY OF CENTRAL MO	03.210	0649	47,890,520.00	46,453,804.00	---	1,436,716.00
SOUTHEAST MO STATE UNIV	03.215	0650	39,415,866.00	38,233,390.00	---	1,182,476.00
TRUMAN STATE UNIVERSITY	03.230	0652	35,936,829.00	34,858,724.00	---	1,078,105.00
NORTHWEST MO STATE UNIV	03.235	0656	26,939,772.00	26,131,579.00	---	808,193.00

MO SOUTHERN ST UNIVERSITY	03.240	0659	20,795,540.00	20,171,674.00	---	623,866.00
MO WESTERN ST UNIVERSITY	03.245	0660	19,191,925.00	18,616,167.00	---	575,758.00
LINCOLN UNIVERSITY	03.225	0661	15,824,150.00	15,349,425.00	---	474,725.00
UNIV OF MISSOURI CAMPUSES	03.255	2304	360,669,248.00	349,849,171.00	---	10,820,077.00
MO REHABILITATION CENTER	03.265	2691	5,168,935.00	5,013,867.00	---	155,068.00
STATE TECH COLLEGE OF MO	03.205	2733	4,179,321.00	4,053,941.00	---	125,380.00
HARRIS STOWE ST UNIV	03.250	3426	8,644,778.00	8,385,435.00	---	259,343.00
DOCTORATE PHARMACY PRG	03.125	7638	2,000,000.00	1,940,000.00	---	60,000.00
STATE TECH COLLG OUTCOMES	03.160	8551	243,159.00	235,864.00	---	7,295.00
UNIV CENTRAL MO OUTCOMES	03.160	8552	2,781,514.00	2,698,069.00	---	83,445.00
SOUTHEAST MO OUTCOMES	03.160	8553	2,287,009.00	2,218,399.00	---	68,610.00
MO STATE UNIV OUTCOMES	03.160	8554	4,178,843.00	4,053,478.00	---	125,365.00
LINCOLN UNIV OUTCOMES	03.160	8555	545,713.00	529,342.00	---	16,371.00
TRUMAN STATE OUTCOMES	03.160	8556	2,089,069.00	2,026,397.00	---	62,672.00
NORTHWEST MO OUTCOMES	03.160	8557	1,561,530.00	1,514,684.00	---	46,846.00
MO SOUTHERN OUTCOMES	03.160	8558	958,170.00	929,425.00	---	28,745.00
MO WESTERN OUTCOMES	03.160	8559	667,862.00	647,826.00	---	20,036.00
HARRIS STOWE OUTCOMES	03.160	8560	404,015.00	391,895.00	---	12,120.00
UNIV OF MO OUTCOMES	03.160	8561	21,013,520.00	20,383,114.00	---	630,406.00
OCCUPATIONL THRPY PRG-MSU	03.130	8694	1,325,000.00	1,285,250.00	---	39,750.00
COOP MED SCHL-UM-COLUMBIA	03.135	8695	10,000,000.00	9,700,000.00	---	300,000.00
UMKC FREE ENTERPRISE CNTR	21.020	9078	7,400,000.00	---	7,400,000.00	---
UMSL COLLEGE OF BUS ADMIN	21.025	9079	10,000,000.00	---	10,000,000.00	---
UMR EXPERIMENTAL MINE BLD	21.035	9081	1,200,000.00	---	1,200,000.00	---
UMC APPLIED LEARNING CNTR	21.040	9151	10,000,000.00	---	10,000,000.00	---
MO SOUTHERN-REYNOLDS HALL	21.062	9152	1,500,000.00	---	1,500,000.00	---
MSU ADMISSIONS CENTER	21.065	9153	2,250,000.00	2,250,000.00	---	---
NWMSU AGRICULTURE LRN CNT	21.070	9154	250,000.00	250,000.00	---	---
SEMSU MEMORIAL HALL	21.075	9155	2,000,000.00	2,000,000.00	---	---
UMC TELEMEDICINE (Fund 0625)	03.260	4046	437,640.00	437,640.00	---	---

DEPARTMENT OF HEALTH AND SENIOR SERVICES

HEALTH LEASING	13.005	4181	1,666,353.00	1,601,681.55	---	64,671.45
REFUNDS	10.620	7328	50,000.00	18,159.69	---	31,840.31
HEALTH STATE OWNED	13.010	7757	752,039.00	724,144.00	---	27,895.00
REFUNDS (Fund 0276)	10.620	2874	5,000.00	2,231.82	---	2,768.18
REFUNDS (Fund 0658)	10.620	2799	6,356.00	6,355.46	---	0.54
REFUNDS (Fund 0899)	10.620	5046	275.00	253.50	---	21.50

Office of the Director

PUBLIC HEALTH LAB PS	10.740	0219	1,647,140.00	1,597,722.29	---	49,417.71
PUBLIC HEALTH LAB E&E	10.740	0220	502,276.00	487,208.00	---	15,068.00
DIRECTOR'S OFFICE E&E	10.600	3914	22,097.00	22,097.00	---	---
PRIMO PROGRAM	10.725	4172	500,000.00	---	---	500,000.00

**STATE OF MISSOURI
SUMMARY OF APPROPRIATION ACTIVITY
GENERAL FUND - GENERAL REVENUE FUNDS
FOR THE APPROPRIATION YEAR 2015**

	H.B. No.	Appr. No.	Appropriations	Expenditures and Transfers Out	Reappropriations to 2016	Lapse of Appropriations
OFC OF MINORITY HLTH PS	10.730	7144	187,268.00	151,388.31	---	35,879.69
OFC OF MINORITY HLTH E&E	10.730	7145	181,024.00	175,593.00	---	5,431.00
DIRECTOR'S OFFICE PS	10.600	8443	579,105.00	579,058.71	---	46.29
OPCRH PROGRAM	10.720	8821	200,000.00	193,999.69	---	6,000.31
PRIMO PROGRAM (0276)	10.725	3931	650,000.00	650,000.00	---	---
PRIMO PROGRAM (Fund 0658)	10.725	3932	1,106,236.00	902,208.00	---	204,028.00
DOH DONATED FUNDS PS (Fund 0658)	10.625	4631	101,461.00	34,410.74	---	67,050.26
DOH DONATED FUNDS E&E (Fund 0658)	10.625	4632	347,596.00	31,537.17	---	316,058.83
<u>Administration</u>						
ADMIN SHARED EXPENSES E&E	10.605	6805	32,655.00	31,675.00	---	980.00
DIVISION OF ADMIN PS	10.605	7693	206,024.00	206,024.00	---	---
DIVISION OF ADMIN E&E	10.605	7694	107,716.00	107,716.00	---	---
DIVISION OF ADMIN E&E (Fund 0276)	10.605	0217	50,000.00	30,132.75	---	19,867.25
DIVISION OF ADMIN E&E (Fund 0899)	10.605	7251	13,000.00	13,000.00	---	---
<u>Missouri Health Facilities Review</u>						
MHFRC PS	10.910	4176	107,375.00	96,338.41	---	11,036.59
MHFRC E&E	10.910	4177	8,568.00	7,450.70	---	1,117.30
<u>Division of Community and Public Health</u>						
BRAIN INJURY SERVICES	10.710	0262	861,259.00	835,421.00	---	25,838.00
DIV COMM&PUBLIC HLTH PS	10.700	1215	5,503,605.00	5,394,209.00	---	109,396.00
DIV COMM&PUBLIC HLTH PROG	10.710	1255	2,430,252.00	2,162,924.68	---	267,327.32
MEDICATIONS	10.710	1492	4,526,156.00	4,526,156.00	---	---
HEALTH LAB MEDICAID E&E	10.740	1929	13,426.00	13,023.00	---	403.00
DCPH MEDICAID PS	10.700	1962	759,453.00	736,504.00	---	22,949.00
DCPH PROG MEDICAID	10.710	1968	57,500.00	55,775.00	---	1,725.00
CSHCN PROG MEDICAID	10.710	1998	133,480.00	129,476.00	---	4,004.00
BRAIN INJRY SVS MEDICAID	10.710	1999	496,947.00	142,539.00	---	354,408.00
CORE PUBLIC HLT FUNCTIONS	10.705	3944	3,322,692.00	3,223,011.00	---	99,681.00
GENETICS PROGRAM	10.710	7731	236,382.00	229,291.00	---	7,091.00
CHILD W/SPECIAL NEEDS	10.710	9419	833,420.00	808,417.00	---	25,003.00
RADIOLOGCL SHIP INSPECT PS (Fund 0656)	10.700	8241	69,798.00	69,116.76	---	681.24
RADIOLOGCL SHIP INSPECT EE (Fund 0656)	10.700	8242	23,785.00	15,984.13	---	7,800.87
DIV COMM&PUBLIC HLTH PS (Fund 0658)	10.700	1242	180,516.00	12,105.35	---	168,410.65
DIV COMM&PUBLIC HLTH E&E (Fund 0658)	10.700	1244	366,378.00	200,892.75	---	165,485.25
PUBLIC HEALTH LAB PS (Fund 0899)	10.740	7249	17,139.00	16,184.14	---	954.86
PUBLIC HEALTH LAB E&E (Fund 0899)	10.740	7250	46,368.00	46,368.00	---	---
CHILD W/SPECIAL NEEDS (Fund 0950)	10.710	7726	30,000.00	29,954.36	---	45.64

Division of Senior and Disability Services

NON-MEDICAID PAS E&E	10.810	0934	770,979.00	729,156.23	---	41,822.77
DIV SENIOR&DISABILITY PS	10.800	1258	1,958,640.00	1,921,079.54	---	37,560.46
DIV SENIOR&DISABILITY E&E	10.800	1259	278,385.00	276,053.00	---	2,332.00
DSDS MEDICAID PS	10.800	2009	6,887,324.00	6,569,016.37	---	318,307.63
DSDS MEDICAID E&E	10.800	2010	694,954.00	658,205.02	---	36,748.98
IN HOME SVS MEDICAID	10.815	2028	237,138,672.00	237,104,987.67	---	33,684.33
NORC	10.830	2851	200,000.00	194,000.00	---	6,000.00
ALZHEIMER'S SERVICE	10.820	2907	625,000.00	603,456.00	---	21,544.00
NATURALIZATION ASSISTANCE	10.805	3274	200,000.00	193,999.25	---	6,000.75
ADULT PROTECTIVE SERV PRG	10.810	3383	312,422.00	181,746.01	---	130,675.99
AAA CONTRACTS	10.825	4519	11,405,720.00	11,063,544.00	---	342,176.00
HCBS REASSESSMENT	10.815	8255	850,000.00	696,749.01	---	153,250.99
HCBS REASSESSMENT PS	10.815	8822	650,000.00	649,990.63	---	9.37
IN HOME SVS MEDICAID (Fund 0421)	10.815	8513	25,000.00	25,000.00	---	---

Division of Regulation and Licensure

DIV OF REG&LICENSURE PS	10.900	1263	7,066,467.00	6,838,532.31	---	227,934.69
DIV OF REG&LICENSURE E&E	10.900	1264	666,574.00	645,703.24	---	20,870.76
DRL MEDICAID PS	10.900	2015	1,479,173.00	1,413,400.35	---	65,772.65
DRL MEDICAID E&E	10.900	2016	110,169.00	99,859.60	---	10,309.40
DIV OF REG&LICENSURE PS (Fund 0276)	10.900	1273	74,956.00	72,213.00	---	2,743.00
DIV OF REG&LICENSURE E&E (Fund 0276)	10.900	1274	10,970.00	10,638.60	---	331.40

DEPARTMENT OF TRANSPORTATION

PORT AUTH CI FINANCL ASST	04.535	2619	3,000,000.00	2,910,000.00	---	90,000.00
ELDRLY&DISAB TRAN ASSTIST	04.465	2765	1,194,129.00	1,158,305.00	---	35,824.00
TRANSIT FUNDS FOR STATE	04.455	2817	1,000,000.00	970,000.00	---	30,000.00
STATE MATCH FOR AMTRAK	04.505	4265	8,900,000.00	8,900,000.00	---	---
AIRPORT CI & MAINT	04.520	9124	2,000,000.00	2,213.00	1,937,787.00	60,000.00

DEPARTMENT OF LABOR AND INDUSTRIAL RELATIONS

DOLIR LEASING	13.005	3229	10,175.00	9,886.72	---	288.28
DOLIR STATE OWNED	13.010	7713	63,217.00	60,871.00	---	2,346.00

Division of Labor Standards

CHILD LABOR PS	07.820	8667	45,978.00	39,239.94	---	6,738.06
DLS ADMINISTRATION PS	07.820	8668	108,038.00	104,742.05	---	3,295.95
MINE & CAVE INSPECTION PS	07.820	8669	83,053.00	76,895.78	---	6,157.22
PREVAILING WAGE PS	07.820	8670	303,572.00	257,235.75	---	46,336.25

**STATE OF MISSOURI
SUMMARY OF APPROPRIATION ACTIVITY
GENERAL FUND - GENERAL REVENUE FUNDS
FOR THE APPROPRIATION YEAR 2015**

	H.B. No.	Appr. No.	Appropriations	Expenditures and Transfers Out	Reappropriations to 2016	Lapse of Appropriations
WAGE AND HOUR PS	07.820	8671	164,226.00	145,686.15	---	18,539.85
DLS ADMINISTRATION E&E	07.820	8672	30,717.00	15,060.07	---	15,656.93
MINE & CAVE INSPCTION E&E	07.820	8673	11,083.00	10,715.36	---	367.64
PREVAILING WAGE E&E	07.820	8674	9,406.00	8,749.26	---	656.74
WAGE AND HOUR E&E	07.820	8675	7,288.00	6,467.43	---	820.57
<u>State Board of Mediation</u>						
BOARD OF MEDIATION PS	07.835	0598	110,955.00	105,153.62	---	5,801.38
BOARD OF MEDIATION E&E	07.835	2324	8,976.00	8,680.47	---	295.53
<u>Division of Workers' Compensation</u>						
LINE OF DUTY COMP E&E (Fund 0939)	07.855	5544	450,000.00	50,000.00	---	400,000.00
<u>Division of Employment Security</u>						
HTG VENTILATION & AC IMP (Fund 0124)	18.013	8740	931.00	931.00	---	---
<u>Commisson on Human Rights</u>						
COMM ON HUMAN RIGHTS PS	07.900	5995	510,555.00	493,973.28	---	16,581.72
COMM ON HUMAN RIGHTS E&E	07.900	5997	16,338.00	15,848.00	---	490.00
MLK JR COMMISSION E&E	07.900	8328	30,086.00	29,183.00	---	903.00
MLK JR STATE CELEBRTN E&E (Fund 0438)	07.900	8410	5,000.00	---	---	5,000.00
<u>Labor and Industrial Relations Commission</u>						
INDUSTRIAL COMMISSION PS	07.815	3092	8,811.00	8,547.00	---	264.00
INDUSTRIAL COMMISSION E&E	07.815	3093	1,090.00	1,057.00	---	33.00
<u>DEPARTMENT OF MENTAL HEALTH</u>						
MENTAL HEALTH LEASING	13.005	0655	1,643,572.00	1,522,708.30	---	120,863.70
REFUNDS	10.030	5519	200,000.00	52,448.49	---	147,551.51
MENTAL HEALTH STATE OWNED	13.010	7751	745,936.00	718,266.00	---	27,670.00
MENTAL HEALTH INSTIT	13.015	7756	21,893,115.00	20,976,995.00	---	916,120.00
STWIDE FMRF EXPENDITURE (Fund 0124)	17.005	8019	1,843,975.59	1,843,974.02	---	1.57
UNPROGRAMMED (Fund 0124)	18.006	8730	1,246,116.00	189,627.36	1,056,488.00	0.64
REFUNDS (Fund 0625)	10.030	4419	100.00	---	---	100.00
REFUNDS (Fund 0930)	10.030	4421	150,000.00	56,807.25	---	93,192.75

Office of the Director

DIRECTOR'S OFFICE PS	10.005	0669	479,918.00	465,520.00	---	14,398.00
DIRECTOR'S OFFICE E&E	10.005	2043	9,729.00	9,437.00	---	292.00
STAFF TRAINING	10.025	4170	357,495.00	322,362.60	---	35,132.40
OPERATIONAL SUPPORT PS	10.020	5307	4,740,615.00	4,598,396.00	---	142,219.00
OPERATIONAL SUPPORT E&E	10.020	5310	374,376.00	363,145.00	---	11,231.00
HEALTHCARE TECHNOLOGY PS	10.020	6978	60,703.00	58,881.78	---	1,821.22

Division of Alcohol and Drug Abuse

ADA TREATMENT-MEDICAID MT	10.110	2040	9,451,301.00	9,451,300.43	---	0.57
ADA ADMIN PS	10.100	2149	876,673.00	850,373.00	---	26,300.00
ADA ADMIN E&E	10.100	2150	21,451.00	20,807.00	---	644.00
PREVENTION & EDU SVS PS	10.105	2649	26,122.00	25,337.89	---	784.11
HOUSING	10.055	2792	255,000.00	247,350.00	---	7,650.00
ADA TREATMENT SERVICES	10.110	4147	28,191,772.00	28,191,772.00	---	---
ADA TREATMENT SVS PS	10.110	4148	519,506.00	503,920.00	---	15,586.00
COMMUNITY 2000	10.105	4649	729,300.00	707,420.63	---	21,879.37
ADA TREATMNT EX-OFFENDERS	10.110	8661	1,000,000.00	970,000.00	---	30,000.00
PREVENTION & EDU SVS E&E (Fund 0625)	10.105	3585	300,000.00	300,000.00	---	---
ADA TREATMENT-MEDICAID MT (Fund 0625)	10.110	3587	1,880,794.00	1,880,793.95	---	0.05
ADA TREATMENT SERVICES (Fund 0625)	10.110	3594	100,000.00	100,000.00	---	---
ADA TREATMENT-MEDICAID MT (Fund 0930)	10.110	3765	625,275.00	400,626.54	---	224,648.46

Division of Comprehensive Psychiatric**Services**

MEDICATION COST INCREASES	10.235	0373	12,666,600.00	12,641,600.00	---	25,000.00
ADULT COMMUNITY PRGM PS	10.210	1479	79,126.00	76,751.90	---	2,374.10
YOUTH COMMUNITY PRGM PS	10.225	1481	113,101.00	109,708.00	---	3,393.00
HOMELESS MENTALLY ILL	10.210	1685	524,127.00	508,403.00	---	15,724.00
CPS ADMIN PS	10.200	1844	814,914.00	790,466.00	---	24,448.00
CPS ADMIN E&E	10.200	1845	51,414.00	49,872.00	---	1,542.00
CIVIL COMM LEGAL FEES	10.215	1864	580,000.00	579,992.05	---	7.95
OA CIVIL COMM LEGAL FEES	10.215	1865	132,550.00	122,960.00	---	9,590.00
FORENSIC SUPPORT SVS PS	10.220	1866	747,610.00	725,182.00	---	22,428.00
FORENSIC SUPPORT SVS E&E	10.220	1867	22,765.00	22,082.00	---	683.00
ADULT COMMUNITY PRGM E&E	10.210	2052	773,489.00	732,884.00	---	40,605.00
ADULT COMMUNITY PROGRAM	10.210	2053	38,024,487.00	37,274,487.00	---	750,000.00
YOUTH COMMUNITY PRGM E&E	10.225	2056	60,101.00	58,298.00	---	1,803.00
YOUTH COMMUNITY PROGRAM	10.225	2057	11,089,748.00	11,087,654.50	---	2,093.50
FULTON STATE HOSPITAL E&E	10.300	2061	7,565,475.00	6,263,525.27	---	1,301,949.73
NW MO PSY REHAB CTR E&E	10.305	2063	1,951,481.00	1,888,287.00	---	63,194.00
STL PSY REHAB CTR E&E	10.310	2064	2,588,269.00	2,510,024.28	---	78,244.72
COTTONWOOD TRMT CTR E&E	10.340	2066	345,393.00	135,607.88	---	209,785.12
HAWTHORN PSY HOSPTL E&E	10.335	2067	898,017.00	871,076.00	---	26,941.00
METRO STL PSY CTR E&E	10.320	2068	2,141,636.00	2,077,387.00	---	64,249.00

**STATE OF MISSOURI
SUMMARY OF APPROPRIATION ACTIVITY
GENERAL FUND - GENERAL REVENUE FUNDS
FOR THE APPROPRIATION YEAR 2015**

	H.B. No.	Appr. No.	Appropriations	Expenditures and Transfers Out	Reappropriations to 2016	Lapse of Appropriations
ADULT COM PRG-MEDICAID MT	10.210	2070	70,250,226.00	70,250,225.31	---	0.69
YOUTH COM PRG-MEDICAID MT	10.225	2071	18,048,876.00	18,048,875.28	---	0.72
SOUTHEAST MO MHC E&E	10.325	2083	2,724,884.00	2,450,337.00	---	274,547.00
CTR FOR BEHAV MED E&E	10.330	2090	2,190,993.00	2,125,263.00	---	65,730.00
SEMO MHC-SORTS PS	10.325	2229	14,827,377.00	14,799,071.51	---	28,305.49
SEMO MHC-SORTS E&E	10.325	2246	3,673,821.00	3,159,905.00	---	513,916.00
SEMO MHC-SORTS OVERTIME	10.325	3206	84,649.00	84,649.00	---	---
HEALTHCARE TECHNOLOGY E&E	10.020	4169	614,811.00	596,367.00	---	18,444.00
CPS FACILITY SUP PRN-PS	10.205	6766	3,284,698.00	3,185,370.00	---	99,328.00
CPS FACILITY SUP PRN-E&E	10.205	6770	50,000.00	48,500.00	---	1,500.00
CPS FS LOSS OF BENEF E&E	10.205	6771	850,233.00	824,726.00	---	25,507.00
OVERTIME PAY PS	10.010	7031	5,583,423.00	5,583,330.82	---	92.18
FULTON ST HOSP OVERTIME	10.300	7187	894,053.00	894,053.00	---	---
NW MO PSY REHAB OVERTIME	10.305	7188	165,054.00	165,054.00	---	---
STL PSY REHAB OVERTIME	10.310	7190	285,851.00	285,851.00	---	---
HAWTHORN HOSP OVERTIME	10.335	7193	64,217.00	64,217.00	---	---
COTTONWOOD TRMT OVERTIME	10.340	7195	19,357.00	13,563.06	---	5,793.94
METRO STL PSY OVERTIME	10.320	7197	16,952.00	16,952.00	---	---
SE MO MHC OVERTIME	10.325	7201	162,734.00	162,734.00	---	---
CTR BEHAV MED OVERTIME	10.330	7202	245,831.00	238,456.00	---	7,375.00
SEMO - PUB BLDG	10.325	7520	55,593.00	46,684.92	---	8,908.08
CPS HOSPITAL PROVIDER TAX	10.205	7652	16,000,000.00	15,632,732.00	---	367,268.00
FULTON-SORTS PS	10.300	7825	7,139,772.00	5,655,002.64	---	1,484,769.36
FULTON-SORTS OVERTIME	10.300	7826	61,271.00	61,271.00	---	---
FULTON-SORTS E&E	10.300	7827	1,571,978.00	1,004,080.00	---	567,898.00
ACP INPATIENT REDESIGN	10.210	7828	4,500,000.00	4,500,000.00	---	---
CPS FACILITY SUPPORT-E&E	10.205	7833	602,760.00	584,677.00	---	18,083.00
CPS EATING DISORDER E&E	10.210	8055	39,425.00	36,771.25	---	2,653.75
FSH RPLCMNT PLNG & DESIGN	19.009	8725	12,896,000.00	5,397,008.18	7,498,991.00	0.82
ADLT COM PRG SW MEDICD MT	10.210	8926	1,357,923.00	1,256,963.20	---	100,959.80
ADULT COM PRG SW	10.210	8927	2,519,647.00	2,504,279.00	---	15,368.00
ADULT COMMUNITY PRG SW PS	10.210	9141	151,000.00	119,908.01	---	31,091.99
ADULT COMMUNITY PRG SW EE	10.210	9142	29,000.00	28,329.63	---	670.37
FULTON STATE HOSPITAL PS	10.300	9381	35,825,108.00	35,824,824.39	---	283.61
NW MO PSY REHAB CTR PS	10.305	9384	10,523,769.00	10,198,791.00	---	324,978.00
STL PSY REHAB CTR PS	10.310	9385	16,661,877.00	16,206,776.00	---	455,101.00
COTTONWOOD TRMT CTR PS	10.340	9386	1,015,517.00	935,728.00	---	79,789.00
HAWTHORN PSY HOSP TL PS	10.335	9387	6,127,322.00	5,984,138.55	---	143,183.45

METRO STL PSY CTR PS	10.320	9391	6,519,348.00	6,418,411.35	---	100,936.65
SOUTHEAST MO MHC PS	10.325	9394	16,730,760.00	16,433,340.81	---	297,419.19
CTR FOR BEHAV MED PS	10.330	9395	13,392,272.00	12,977,490.18	---	414,781.82
DMH SUICIDE PREV & LGHTNG (Fund 0124)	17.005	8157	0.36	---	---	0.36
UNPROGRAMMED M&R (Fund 0124)	17.005	8369	0.50	---	---	0.50
STWIDE FMRF EXPENDITURE (Fund 0124)	18.010	8574	8,998,861.00	1,099,113.96	7,899,747.00	0.04
HTG VENTILATION & AC IMP (Fund 0124)	18.013	8740	100,000.00	45,303.36	54,696.00	0.64
PLUMBING IMPROVEMENTS (Fund 0124)	18.014	8741	1,333,457.00	666,442.56	667,014.00	0.44
SECURITY IMPROVEMENTS (Fund 0124)	18.016	8742	138,713.54	138,713.45	---	0.09
EMERGENCY (Fund 0124)	18.006	8851	125,729.00	22,697.69	103,031.00	0.31
ADULT COM PRG-MEDICAID MT (Fund 0930)	10.210	3766	700,593.00	522,855.72	---	177,737.28
YOUTH COM PRG-MEDICAID MT (Fund 0930)	10.225	3767	1,008,129.00	541,217.63	---	466,911.37

Division of Developmental Disabilities

ALBANY RO PS	10.500	0460	876,293.00	850,004.00	---	26,289.00
CENTRAL MO RO PS	10.505	0461	1,842,417.00	1,787,144.00	---	55,273.00
HANNIBAL RO PS	10.510	0462	820,124.00	795,520.00	---	24,604.00
JOPLIN RO PS	10.515	0463	851,663.00	826,113.00	---	25,550.00
KANSAS CITY RO PS	10.520	0464	2,080,028.00	2,016,706.94	---	63,321.06
KIRKSVILLE RO PS	10.525	0466	659,243.00	639,466.00	---	19,777.00
POPLAR BLUFF RO PS	10.530	0467	779,234.00	755,857.00	---	23,377.00
ROLLA RO PS	10.535	0468	903,563.00	876,456.00	---	27,107.00
SIKESTON RO PS	10.540	0469	1,068,158.00	1,036,113.00	---	32,045.00
SPRINGFIELD RO PS	10.545	0470	1,375,838.00	1,333,845.40	---	41,992.60
ST LOUIS RO PS	10.550	0471	3,548,089.00	3,445,549.35	---	102,539.65
DD ADMIN PS	10.400	1911	1,381,959.00	1,340,500.00	---	41,459.00
DD ADMIN E&E	10.400	1912	58,566.00	56,809.00	---	1,757.00
COMMUNITY PROGRAMS	10.410	1919	5,494,988.00	5,494,988.00	---	---
AUTISTIC CLIENTS	10.410	1928	4,261,663.00	4,261,663.00	---	---
COMMUNITY PRG-MEDICAID MT	10.410	2072	230,363,328.00	230,363,328.00	---	---
C&F DIRECT SP-MEDICAID MT	10.410	2073	9,621,520.00	9,621,520.00	---	---
ALBANY RO E&E	10.500	2101	53,720.00	52,108.00	---	1,612.00
CENTRAL MO RO E&E	10.505	2102	87,276.00	84,658.00	---	2,618.00
HANNIBAL RO E&E	10.510	2108	75,002.00	72,752.00	---	2,250.00
JOPLIN RO E&E	10.515	2111	78,777.00	76,414.00	---	2,363.00
KANSAS CITY RO E&E	10.520	2112	228,366.00	221,515.00	---	6,851.00
KIRKSVILLE RO E&E	10.525	2113	46,649.00	45,250.00	---	1,399.00
POPLAR BLUFF RO E&E	10.530	2115	45,699.00	44,328.00	---	1,371.00
ROLLA RO E&E	10.535	2116	48,404.00	46,952.00	---	1,452.00
SIKESTON RO E&E	10.540	2117	96,884.00	93,977.00	---	2,907.00
SPRINGFIELD RO E&E	10.545	2118	141,740.00	137,488.00	---	4,252.00
DD COM SUP STAFF PS	10.415	2198	1,951,023.00	1,892,492.00	---	58,531.00
ST LOUIS RO E&E	10.550	2332	308,820.00	299,555.00	---	9,265.00
C & F DIRECTED SUPPORTS	10.410	2770	8,985,485.00	8,985,485.00	---	---
ST ICF-MR REIMB ALLOW	10.405	2780	7,500,000.00	6,794,876.00	---	705,124.00

STATE OF MISSOURI
SUMMARY OF APPROPRIATION ACTIVITY
GENERAL FUND - GENERAL REVENUE FUNDS
FOR THE APPROPRIATION YEAR 2015

	H.B. No.	Appr. No.	Appropriations	Expenditures and Transfers Out	Reappropriations to 2016	Lapse of Appropriations
BELLEFONTAINE MEDICAID EE	10.555	3036	246,287.00	238,898.00	---	7,389.00
HIGGINSVILLE MEDICAID EE	10.560	3037	26,927.00	26,119.00	---	808.00
MARSHALL HC MEDICAID E&E	10.565	3038	361,069.00	350,237.00	---	10,832.00
NEVADA HC MEDICAID E&E	10.570	3039	65,193.00	63,236.45	---	1,956.55
ST LOUIS DDTTC MEDICAID EE	10.575	3040	1,787,071.00	1,733,459.00	---	53,612.00
SOUTHEAST MO MEDICAID E&E	10.580	3041	7,419.00	7,196.00	---	223.00
ALBANY RO MEDICAID EE	10.500	4492	308.00	299.00	---	9.00
CENTRAL MO RO MEDICAID EE	10.505	4493	617.00	598.00	---	19.00
HANNIBAL RO MEDICAID EE	10.510	4494	308.00	299.00	---	9.00
JOPLIN RO MEDICAID EE	10.515	4495	308.00	299.00	---	9.00
KANSAS CTY RO MEDICAID EE	10.520	4496	617.00	598.00	---	19.00
KIRKSVILLE RO MEDICAID EE	10.525	4497	308.00	299.00	---	9.00
POPLAR BLF RO MEDICAID EE	10.530	4498	308.00	299.00	---	9.00
ROLLA RO MEDICAID EE	10.535	4501	308.00	299.00	---	9.00
SIKESTON RO MEDICAID EE	10.540	4504	617.00	598.00	---	19.00
SPRINGFL RO MEDICAID EE	10.545	4507	617.00	598.00	---	19.00
ST LOUIS RO MEDICAID EE	10.550	4510	617.00	598.00	---	19.00
MARSHALL HC MEDICAID PS	10.565	5540	3,209,816.00	3,113,522.00	---	96,294.00
ST LOUIS DDTTC MEDICAID PS	10.575	5541	4,296,279.00	4,167,391.00	---	128,888.00
DD COMMUNITY PROGRAMS PS	10.410	7426	579,988.00	562,588.00	---	17,400.00
DD COMMUNITY PROGRAMS E&E	10.410	7427	31,425.00	30,482.00	---	943.00
BELLEFONTAINE MEDICAID PS	10.555	7940	5,929,794.00	5,757,914.00	---	171,880.00
BELLEFONTAINE MED OVRTIME	10.555	7941	910,758.00	910,758.00	---	---
NW COMMUNITY SRVS MED-PS	10.560	7943	2,978,190.00	2,888,844.00	---	89,346.00
HIGGINSVILLE HC MED PS	10.560	7945	1,653,168.00	1,603,572.00	---	49,596.00
HIGGINSVILLE HC MED OVT	10.560	7946	389,542.00	389,542.00	---	---
MARSHALL COMM MED SVS PS	10.565	7949	1,507,152.00	1,461,938.00	---	45,214.00
MARSHALL COMM MED SVS E&E	10.565	7950	8,200.00	7,954.00	---	246.00
MARSHALL HC MEDIAD OVT	10.565	7951	728,135.00	728,135.00	---	---
NEVADA HC MEDICAID PS	10.570	7953	2,177,369.00	2,103,767.34	---	73,601.66
NEVADA HC MEDICAID OT	10.570	7954	9,187.00	9,186.73	---	0.27
SE MO RES SVCS MED PS	10.580	7955	1,856,884.00	1,801,178.00	---	55,706.00
SOUTHEAST MO MED RES OT	10.580	7957	186,801.00	186,801.00	---	---
AUTISM REGIONAL PROJECTS	10.410	8307	8,750,648.00	8,750,648.00	---	---
ROOFING MANAGEMENT SYSTEM (Fund 0124)	18.008	8732	2,173,416.00	637,947.89	1,535,468.00	0.11
ELECTRICAL IMPROVEMENTS (Fund 0124)	18.009	8733	1,775,608.61	358,848.06	1,416,760.00	0.55
FIRE SAFETY IMPROVEMENTS (Fund 0124)	18.012	8739	2,639,174.40	1,727,528.74	911,645.00	0.66
DD COM PRG-MEDICAID MT (Fund 0930)	10.410	3768	25,728,609.00	9,957,002.65	---	15,771,606.35
DD WAITING LIST EQUITY TR (Fund 0986)	10.410	8206	10,000.00	5,048.99	---	4,951.01

DEPARTMENT OF NATURAL RESOURCES

DNR LEASING	13.005	4305	401,463.00	378,060.60	---	23,402.40
DNR STATE OWNED	13.010	7688	320,110.00	292,509.84	---	27,600.16
SULLIVAN COUNTY LAKE PROJ	19.017	8749	2,558,569.70	2,558,569.70	---	---
STWIDE FMRF EXPENDITURE (Fund 0124)	18.010	8574	215,650.00	---	215,650.00	---
REFUND ACCOUNTS (Fund 0656)	06.315	7799	250.00	---	---	250.00
DNR INTEGRATED DATA SYSTM (Fund 0656)	06.300	8957	16,696.00	---	---	16,696.00

Department Operations

DEPT OPERATIONS PS	06.200	1804	195,021.00	189,151.39	---	5,869.61
DEPT OPERATIONS E&E	06.200	1807	109,485.00	106,200.00	---	3,285.00

Water Resources Center

WATER RESOURCES PS	06.205	5245	1,407,796.00	1,365,548.50	---	42,247.50
WATER RESOURCES E&E	06.205	5246	1,569,772.00	1,522,679.00	---	47,093.00
CLARENCE CANNON PAYMENT (Fund 0174)	06.215	2916	465,795.00	459,543.11	---	6,251.89

Division of Environmental Quality

SOLID WASTE FORFEITRES PS	06.225	4303	922.00	---	---	922.00
REGIONAL OFFICES PS	06.225	5340	2,146,519.00	2,082,124.00	---	64,395.00
REGIONAL OFFICES E&E	06.225	5349	187,812.00	182,029.97	---	5,782.03
ENVIRONMENTAL SVS PS	06.225	5406	1,130,696.00	1,085,776.14	---	44,919.86
ENVIRONMENTAL SVS E&E	06.225	5417	317,949.00	317,949.00	---	---
WATER PROTECTION PRG PS	06.225	7172	390,512.00	378,223.30	---	12,288.70
WATER PROTECTION PRG E&E	06.225	7176	166,506.00	161,511.00	---	4,995.00
SOLID WASTE FORFEITRS E&E	06.225	9056	211,692.00	89,923.20	---	121,768.80
SOLID WASTE FORFEITRES PS (Fund 0198)	06.225	4304	100.00	---	---	100.00
SOLID WASTE FORFEITRS E&E (Fund 0198)	06.225	9057	423,973.00	5,030.00	---	418,943.00
HAZARDOUS WASTE PS (Fund 0656)	06.225	6841	47,716.00	47,513.15	---	202.85
HAZARDOUS WASTE E&E (Fund 0656)	06.225	6842	203,182.00	141,479.99	---	61,702.01
ENVIRONMENTAL SVS PS (Fund 0656)	06.225	7847	12,206.00	158.26	---	12,047.74
ENVIRONMENTAL SVS E&E (Fund 0656)	06.225	7848	19,920.00	1,460.00	---	18,460.00

Missouri Geological Survey

MGS OPERATIONS PS	06.260	2395	788,828.00	765,163.00	---	23,665.00
MGS OPERATIONS E&E	06.260	2396	223,280.00	216,582.00	---	6,698.00
ABTMNT REMVAL & REMDIATN (Fund 0124)	18.007	8731	359,680.00	16,072.00	343,608.00	---
ROOFING MANAGEMENT SYSTEM (Fund 0124)	18.008	8732	310,382.40	17,762.00	292,620.00	0.40
PLUMBING IMPROVEMENTS (Fund 0124)	18.014	8741	203,538.60	11,916.00	191,622.00	0.60

Missouri State Parks

PARKS-M&R RENOVATN CONSTR	19.018	8728	17,799,014.80	17,799,014.80	---	---
---------------------------	--------	------	---------------	---------------	-----	-----

**STATE OF MISSOURI
SUMMARY OF APPROPRIATION ACTIVITY
GENERAL FUND - GENERAL REVENUE FUNDS
FOR THE APPROPRIATION YEAR 2015**

	H.B. No.	Appr. No.	Appropriations	Expenditures and Transfers Out	Reappropriations to 2016	Lapse of Appropriations
<u>DEPARTMENT OF PUBLIC SAFETY</u>						
PUBLIC SAFETY LEASING	13.005	6075	100,908.00	92,958.78	---	7,949.22
PUBLIC SAFETY STATE OWNED	13.010	7728	251,333.00	228,105.24	---	23,227.76
STWIDE FMRF EXPENDITURE (Fund 0124)	17.005	8019	569,301.64	569,301.36	---	0.28
STWIDE FMRF EXPENDITURE (Fund 0124)	18.010	8574	3,832,233.16	487,490.19	3,344,742.00	0.97
<u>Office of the Director</u>						
DIRECTOR ADMIN PS	08.005	1097	730,949.00	726,636.09	---	4,312.91
INTERNET SEX CRIME PS	08.030	2941	11,780.00	8,822.20	---	2,957.80
INTERNET SEX CRIME E&E	08.030	2951	1,754.00	1,655.00	---	99.00
FORENSIC EXAMS	08.050	3168	1,600,000.00	1,160,676.26	---	439,323.74
INTERNET SEX CRM TSF GNTS	08.030	3231	1,486,466.00	1,369,048.91	---	117,417.09
DIRECTOR ADMIN E&E	08.005	8094	146,160.00	122,312.84	---	23,847.16
DRUG TASK FORCES	08.005	8562	1,473,210.00	1,430,010.00	---	43,200.00
DEVELOP CCW ISSUANCE SYS	08.025	8707	650,000.00	650,000.00	---	---
DRUG TASK FORCES PS	08.005	8779	24,078.00	22,373.05	---	1,704.95
DRUG TASK FORCES E&E	08.005	8780	2,712.00	2,616.00	---	96.00
FORNSIC EXAMS-CHILD ABUSE	08.050	8974	1,452,000.00	---	---	1,452,000.00
SCHOOL SAFETY GRANTS	08.025	9118	4,100,000.00	---	---	4,100,000.00
AT-RISK EDUCATN PILOT PRG	08.010	9140	1,000,000.00	---	---	1,000,000.00
<u>Division of Fire Safety</u>						
F S ADMIN PS	08.155	1103	2,010,856.00	1,939,047.74	---	71,808.26
F S ADMIN E&E	08.155	1107	315,117.00	304,086.84	---	11,030.16
FIREFIGHTER TRAINING	08.165	7496	400,000.00	387,824.58	---	12,175.42
<u>Capitol Police</u>						
CAPITOL POLICE PS	08.075	3300	1,273,727.00	1,235,481.28	---	38,245.72
CAPITOL POLICE E&E	08.075	3301	84,796.00	84,793.45	---	2.55
<u>State Highway Patrol</u>						
SHP TECHNICAL SERVICE PS	08.130	0628	589,233.00	564,868.81	---	24,364.19
SHP ENFORCEMENT PS	08.090	1134	9,109,062.00	8,721,609.17	---	387,452.83
SHP ENFORCEMENT E&E	08.090	1139	945,166.00	877,013.65	---	68,152.35
STATE WATER PATROL PS	08.095	1171	3,377,407.00	3,197,603.71	---	179,803.29
STATE WATER PATROL E&E	08.095	1175	387,251.00	206,669.03	---	180,581.97
ST HWY PATROL LEASING	13.005	2006	54,267.00	48,877.92	---	5,389.08
SHP TECHNICAL SERVICE E&E	08.130	2283	537,222.00	520,920.19	---	16,301.81
GASOLINE PURCHASE	08.100	2335	448,547.00	432,153.31	---	16,393.69

VEHICLE REPLACEMENT	08.105	2336	600,000.00	599,999.80	---	0.20
SHP ACADEMY PS	08.115	2338	79,362.00	74,231.50	---	5,130.50
SHP NON HWY DUTIES PS	08.090	4336	1,051,148.00	944,954.83	---	106,193.17
SHP NON HWY DUTIES E&E	08.090	4337	43,422.00	30,539.72	---	12,882.28
CRIME LABS PS	08.110	4342	2,546,660.00	1,998,306.84	---	548,353.16
CRIME LABS E&E	08.110	4343	961,393.00	428,200.26	---	533,192.74
FRINGE BENEFITS PS	08.085	4344	12,057,383.00	10,428,467.53	---	1,628,915.47
FRINGE BENEFITS E&E	08.085	4347	958,032.00	908,535.58	---	49,496.42
SHP ADMIN E&E	08.080	4368	3,361.00	2,278.25	---	1,082.75
SHP ADMIN PS	08.080	6327	249,551.00	238,832.99	---	10,718.01
DPS-SHP INSTIT	13.015	7741	229,532.00	214,537.00	---	14,995.00
RPLCMNT OF TROOP F GARAGE	21.150	9145	390,000.00	---	---	390,000.00
SHP ACADEMY E&E (Fund 0674)	08.115	3441	581,717.00	380,688.96	---	201,028.04
SHP ACADEMY PS (Fund 0674)	08.115	6328	99,932.00	83,948.23	---	15,983.77
FRINGE BENEFITS PS (Fund 0674)	08.085	6329	82,252.00	63,416.34	---	18,835.66
FRINGE BENEFITS E&E (Fund 0674)	08.085	6330	6,727.00	6,567.35	---	159.65
DPS-SHP INSTIT (Fund 0674)	13.015	7747	28,611.00	28,611.00	---	---
HP PERSONAL EQUIPMENT E&E (Fund 0793)	08.135	7045	65,000.00	33,255.89	---	31,744.11
<u>Alcohol and Tobacco Control</u>						
REFUND UNUSED STICKERS	08.150	1161	55,000.00	12,700.00	---	42,300.00
ALCOHOL & TOBACCO CNTR PS	08.145	5283	751,892.00	698,933.02	---	52,958.98
ALCOHOL & TOBACCO CNTR EE	08.145	5284	87,492.00	83,513.89	---	3,978.11
ALCOHOL & TOBACCO CNTR PS (Fund 0625)	08.145	3650	111,968.00	78,623.76	---	33,344.24
ALCOHOL & TOBACCO CNTR EE (Fund 0625)	08.145	3651	33,046.00	29,927.01	---	3,118.99
<u>Adjutant General</u>						
A G ADMIN PS	08.235	1226	1,027,096.00	992,068.90	---	35,027.10
A G ADMIN E&E	08.235	1228	125,133.00	121,379.00	---	3,754.00
A G FIELD SUPPORT PS	08.250	1229	691,628.00	666,286.67	---	25,341.33
A G FIELD SUPPORT E&E	08.250	1231	1,602,217.00	1,368,880.00	---	233,337.00
A G AIR SEARCH & RESCUE	08.275	3984	11,501.00	11,156.00	---	345.00
CONTRACT SERVICES PS	08.270	4502	431,320.00	416,290.26	---	15,029.74
CONTRACT SERVICES E&E	08.270	4503	19,773.00	19,179.60	---	593.40
NATIONAL GUARD TRUST E&E	08.240	4527	1,766,802.00	1,713,798.00	---	53,004.00
ABTMNT REMVAL & REMDIATN (Fund 0124)	18.007	8731	4,311,844.00	1,171,648.03	3,140,195.97	---
ELEVATOR IMPROVEMENTS (Fund 0124)	18.011	8738	331,360.00	5,876.00	325,484.00	---
HTG VENTILATION & AC IMP (Fund 0124)	18.013	8740	1,538.48	1,538.04	---	0.44
ADJ GEN M&R NAT GUARD FAC (Fund 0124)	18.045	8743	5,050,912.75	1,308,599.46	3,742,313.00	0.29
<u>State Emergency Management Agency</u>						
A G SEMA PS	08.280	1237	1,251,987.00	1,250,715.00	---	1,272.00
A G SEMA E&E	08.280	1241	202,974.00	196,271.60	---	6,702.40
STATE AGENCY DISASTERS	08.290	3166	5,294,020.00	1,855,139.51	---	3,438,880.49
SEMA GRANT	08.290	3299	17,604,730.00	7,475,497.46	---	10,129,232.54
STATE AGENCY DISASTERS PS	08.290	8145	1,655,839.00	1,655,774.82	---	64.18

**STATE OF MISSOURI
SUMMARY OF APPROPRIATION ACTIVITY
GENERAL FUND - GENERAL REVENUE FUNDS
FOR THE APPROPRIATION YEAR 2015**

	H.B. No.	Appr. No.	Appropriations	Expenditures and Transfers Out	Reappropriations to 2016	Lapse of Appropriations
<u>Missouri Veterans Commission</u>						
VETERANS HOMES E&E	08.180	2341	8,000,000.00	7,760,000.00	---	240,000.00
<u>Missouri Gaming Commission</u>						
HORSE RACING BREEDERS (Fund 0605)	08.210	3295	5,000.00	---	---	5,000.00
<u>DEPARTMENT OF REVENUE</u>						
REVENUE LEASING	13.005	6090	632,395.00	596,492.25	---	35,902.75
REVENUE STATE OWNED	13.010	7666	1,506,604.00	1,426,697.26	---	79,906.74
REVENUE STATE OWNED (Fund 0124)	13.010	7667	414,754.00	406,299.48	---	8,454.52
<u>Legal Services Division</u>						
LEGAL SERV PS	04.020	1739	1,419,447.00	1,376,709.32	---	42,737.68
LEGAL SERV E&E	04.020	1740	154,334.00	149,694.18	---	4,639.82
HWY COLL LEGAL SERV PS	04.005	1766	1,152,803.00	1,026,930.11	---	125,872.89
<u>Administration Division</u>						
POSTAGE	04.025	0075	4,192,511.00	4,066,736.00	---	125,775.00
ADMINISTRATION PS	04.025	1751	1,115,887.00	1,115,877.20	---	9.80
ADMINISTRATION E&E	04.025	1752	211,326.00	204,712.57	---	6,613.43
HWY COLL ADMIN PS	04.005	1768	1,530,394.00	1,517,824.18	---	12,569.82
HWY COLL POSTAGE	04.005	1770	823,505.00	798,800.00	---	24,705.00
HWY COLL-POSTAGE DL	04.005	7880	720,287.00	696,643.56	---	23,643.44
ADMINISTRATION PS (Fund 0169)	04.025	3646	25,415.00	25,205.75	---	209.25
ADMINISTRATION E&E (Fund 0169)	04.025	3647	2,089,841.00	1,331,805.10	---	758,035.90
<u>Motor Vehicle and Driver Licensing Division</u>						
MV/DL PS	04.015	1710	366,873.00	311,982.93	---	54,890.07
MV/DL E&E	04.015	1711	280,232.00	227,392.09	---	52,839.91
HWY COLL MV/DL PS	04.005	1762	4,039,435.00	3,896,864.98	---	142,570.02
HWY COLL MV/DL E&E	04.005	1763	1,746,691.00	1,649,278.00	---	97,413.00
EMBLEM USE FEE DISTRIB	04.055	3693	1,000.00	825.00	---	175.00
<u>Taxation Division</u>						
DELINQUENT COLLECTN FEES	04.040	0096	3,300,000.00	2,951,977.78	---	348,022.22
GR REFUNDS (REG)	04.060	1243	1,312,000,000.00	1,222,500,553.26	---	89,499,446.74
TAXATION PS	04.010	1691	18,825,056.00	18,162,715.27	---	662,340.73
TAXATION E&E	04.010	1692	2,099,815.00	1,480,220.77	---	619,594.23

TAXATION MTC DUES EE	04.010	1695	154,851.00	150,205.00	---	4,646.00
HWY COLL TAX PS	04.005	1760	602,288.00	579,585.65	---	22,702.35
COUNTY STOCK INSUR TAX	04.095	2705	660,700.00	102,854.00	---	557,846.00
COUNTY FILING FEES	04.045	7024	465,000.00	263,454.00	---	201,546.00
DEBT OFFSET TAX CREDITS	04.100	7323	260,000.00	65,940.68	---	194,059.32
INTEGRATED TAX SYSTEM EE	04.010	7956	13,000,000.00	8,293,122.71	---	4,706,877.29
GR & SURPLUS REFUNDS (Fund 0497)	04.061	9006	1.00	---	---	1.00

State Tax Commission

STATE TAX COMMISSION PS	04.030	0083	1,989,222.00	1,978,820.48	---	10,401.52
ASSESSMENT MAINTENANCE	04.035	1044	9,876,876.00	9,875,176.00	---	1,700.00
STATE TAX COMMISSION E&E	04.030	2138	166,977.00	122,809.88	---	44,167.12
AG LAND USE STUDY E&E	04.030	3460	3,798.00	3,684.00	---	114.00

DEPARTMENT OF SOCIAL SERVICES

SOCIAL SERVICES LEASING	13.005	1434	9,382,415.00	8,979,619.75	---	402,795.25
SOCIAL SRVS STATE OWNED	13.010	7759	5,493,400.00	5,291,873.00	---	201,527.00
SOCIAL SERVICES INSTIT	13.015	7769	2,992,076.00	2,859,417.00	---	132,659.00
STWIDE FMRF EXPENDITURE (Fund 0124)	17.005	8019	370,209.09	370,208.94	---	0.15
STWIDE FMRF EXPENDITURE (Fund 0124)	18.010	8574	119,986.00	31,225.71	88,760.00	0.29

Office of the Director

OFFICE OF DIRECTOR PS	11.005	4333	107,404.00	104,181.90	---	3,222.10
OFFICE OF DIRECTOR E&E	11.005	4334	35,684.00	34,613.00	---	1,071.00
MO MEDICAID AUD & COMP PS	11.020	7963	1,215,296.00	1,178,837.00	---	36,459.00
MO MEDICAID AUD & COMP EE	11.020	7964	197,423.00	108,602.56	---	88,820.44
SYSTEMS MANAGEMENT	11.025	8793	683,695.00	399,442.06	---	284,252.94
HUMAN RESOURCE CENTER PS	11.015	9948	276,310.00	268,019.91	---	8,290.09
HUMAN RESOURCE CENTER E&E	11.015	9949	11,740.00	11,388.00	---	352.00
OFFICE OF DIRECTOR PS (Fund 0169)	11.005	3577	30,773.00	30,770.32	---	2.68
MO MEDICAID AUD & COMP PS (Fund 0974)	11.020	7967	353,271.00	206,530.78	---	146,740.22
MO MEDICAID AUD & COMP EE (Fund 0974)	11.020	7968	82,087.00	36,211.26	---	45,875.74
REC AUDIT & COMPL CONTR (Fund 0974)	11.030	8018	1,200,000.00	177,131.33	---	1,022,868.67

Division of Finance and Administrative Services

DELINQUENT CHLIDREN	11.055	0738	1,900,000.00	1,389,862.00	---	510,138.00
FINANCE & ADMIN SRVS PS	11.040	3050	1,822,337.00	1,767,665.98	---	54,671.02
FINANCE & ADMIN SRVS E&E	11.040	3058	404,025.00	391,904.00	---	12,121.00
FINANCE & ADMIN SRVS PS (Fund 0169)	11.040	3113	48,847.00	47,644.01	---	1,202.99
RECPT & DISBRSMT REFUNDS (Fund 0885)	11.050	6931	2,650,000.00	2,649,964.16	---	35.84

Division of Legal Services

LEGAL SERVICES PS	11.060	6353	1,668,809.00	1,618,745.00	---	50,064.00
LEGAL SERVICES E&E	11.060	6354	36,075.00	34,991.31	---	1,083.69
LEGAL SERVICES PS (Fund 0169)	11.060	2790	168,488.00	78,432.29	---	90,055.71

**STATE OF MISSOURI
SUMMARY OF APPROPRIATION ACTIVITY
GENERAL FUND - GENERAL REVENUE FUNDS
FOR THE APPROPRIATION YEAR 2015**

	H.B. No.	Appr. No.	Appropriations	Expenditures and Transfers Out	Reappropriations to 2016	Lapse of Appropriations
<u>Family Support Division</u>						
DOMESTIC VIOLENCE	11.155	0766	4,750,000.00	4,607,500.00	---	142,500.00
ADULT SUPPLEMENTATION	11.115	1403	35,665.00	32,134.00	---	3,531.00
SVS FOR VISUALLY IMPAIRED	11.165	1415	1,578,544.00	1,531,188.00	---	47,356.00
SUPPLEMENTAL NURSING CARE	11.120	2423	25,107,395.00	24,861,160.00	---	246,235.00
BLIND ADMIN PS	11.160	3401	822,973.00	798,283.00	---	24,690.00
BLIND ADMIN E&E	11.160	3402	141,209.00	136,973.00	---	4,236.00
TEMPORARY ASSISTANCE	11.110	3596	10,232,291.00	10,232,291.00	---	---
CSE COUNTY REIMBURSEMENT	11.180	3689	1,957,744.00	1,899,012.00	---	58,732.00
EBT E&E	11.080	5255	2,049,598.00	1,736,016.95	---	313,581.05
COMMUNITY PARTNERSHIP PS	11.100	5650	96,426.00	93,532.18	---	2,893.82
COMMUNITY PARTNERSHIP	11.100	5651	523,800.00	507,286.00	---	16,514.00
MO MENTORING PARTNERSHIP	11.100	5823	708,700.00	---	---	708,700.00
CSE FIELD STAFF/OPS E&E	11.175	6261	2,695,643.00	2,614,774.00	---	80,869.00
FAMILY SUPPORT ADMIN PS	11.065	6269	655,481.00	635,816.00	---	19,665.00
FAMILY SUPPORT ADMIN E&E	11.065	6270	8,944.00	8,676.00	---	268.00
IM FIELD STAFF/OPS PS	11.070	6280	15,325,027.00	15,065,157.67	---	259,869.33
IM FIELD STAFF/OPS E&E	11.070	6281	3,469,428.00	3,365,345.00	---	104,083.00
FAMILY SUP STAFF TRNG	11.075	6290	120,950.00	117,321.00	---	3,629.00
COMMUNITY WORK SUPPORT	11.110	8308	100,000.00	97,000.00	---	3,000.00
BLIND PENSION HLTHCAR BEN	11.128	8354	28,649,707.00	28,649,707.00	---	---
ELGBLTY & ENRLLMNT SYS PS	11.095	8479	382,370.00	---	---	382,370.00
VICTIMS OF SEXUAL ASSAULT	11.157	9014	500,000.00	466,463.91	---	33,536.09
ELGBLTY & ENRLLMNT SYS EE	11.095	9074	7,667,615.00	4,218,804.38	---	3,448,810.62
BLIND PENSIONS	14.120	9229	729,021.00	729,021.00	---	---
FAMIS	11.090	9325	612,184.00	593,818.00	---	18,366.00
BLIND PENSION PHARMCY FRA (Fund 0144)	11.128	8344	1,097,207.00	691,096.59	---	406,110.41
CSE MEDIATION E&E (Fund 0169)	11.175	0931	615,000.00	67,950.00	---	547,050.00
CSE COUNTY REIMBURSEMENT (Fund 0169)	11.180	2325	800,424.00	213,122.00	---	587,302.00
CSE FIELD STAFF/OPS PS (Fund 0169)	11.175	6267	5,279,268.00	4,579,042.55	---	700,225.45
CSE FIELD STAFF/OPS E&E (Fund 0169)	11.175	6268	1,824,459.00	449,163.24	---	1,375,295.76
FAMILY SUPPORT ADMIN PS (Fund 0169)	11.065	6275	1,287,312.00	1,287,136.27	---	175.73
BLIND PENSION PREMIUM (Fund 0725)	11.128	8337	6,556,078.00	---	---	6,556,078.00

Children's Division

RESIDENTIAL TREATMENT SVS	11.220	0032	41,076,102.00	41,076,102.00	---	---
CASE MANAGEMENT CONTRACTS	11.235	1050	19,765,670.00	19,765,669.72	---	0.28
CHILD ASSESSMENT CENTERS	11.255	1386	1,498,952.00	1,453,983.00	---	44,969.00
CHILD ABUSE&NEGLECT PRVNT	11.215	3448	1,190,000.00	---	---	1,190,000.00
PURCHASE OF CHILD CARE	11.285	3592	66,242,684.00	47,430,753.00	---	18,811,931.00
ADOPTION RESOURCE CENTERS	11.245	4354	100,000.00	---	---	100,000.00
FOSTER CARE	11.220	4856	38,747,415.00	38,747,215.00	---	200.00
CHILDREN'S TREATMENT SVS	11.210	4861	11,722,203.00	11,722,203.00	---	---
ADOP/GUARDIANSHIP SUBSIDY	11.240	5701	55,314,768.00	55,276,142.62	---	38,625.38
CHILDREN'S ADMIN PS	11.195	6292	768,900.00	745,832.60	---	23,067.40
CHILDREN'S ADMIN E&E	11.195	6295	50,242.00	50,242.00	---	---
CHILD FIELD STAFF/OPS PS	11.200	6301	31,049,665.00	30,118,175.00	---	931,490.00
CHILD FIELD STAFF/OPS E&E	11.200	6302	3,078,609.00	2,986,031.00	---	92,578.00
CHILDREN'S STAFF TRNG	11.205	6307	750,989.00	702,434.36	---	48,554.64
CRISIS CARE	11.210	6861	2,050,000.00	1,700,245.00	---	349,755.00
TRANSITIONAL LIVING	11.250	6867	2,097,584.00	1,779,614.00	---	317,970.00
TUITION WAIVER PROGRAM	11.230	7931	188,848.00	183,183.00	---	5,665.00
FOSTER PARENT TRAINING	11.225	8140	603,479.00	323,843.49	---	279,635.51
FC PSYCHOTROPIC TRKG SYS	11.220	8332	375,000.00	---	---	375,000.00
HANDS UP PILOT PROGRAM	11.285	8341	40,000.00	---	---	40,000.00
PURCHASE OF CHILD CARE PS	11.285	8362	15,288.00	14,828.50	---	459.50
SOCIAL INNOVATION GRANTS	11.223	8651	1,000,000.00	---	---	1,000,000.00
RECRUIT & RETENT PROG E&E	11.200	8701	572,787.00	555,555.00	---	17,232.00
FOSTER CARE&ADOPT PARENTS (Fund 0979)	11.220	8085	5,000.00	---	---	5,000.00

Division of Youth Services

JUVENILE COURT DIVERSION	11.300	0225	3,579,486.00	3,277,378.51	---	302,107.49
YOUTH SERVICES ADMIN PS	11.290	1421	1,259,186.00	1,221,360.43	---	37,825.57
YOUTH SERVICES ADMIN E&E	11.290	1422	91,894.00	89,137.00	---	2,757.00
YOUTH TREATMENT PRGM PS	11.295	1743	16,579,709.00	15,484,599.81	---	1,095,109.19
YOUTH TREATMENT PRGM E&E	11.295	1744	911,093.00	911,093.00	---	---
YOUTH TRT PRG OVERTIME PS	11.295	4328	863,395.00	837,493.00	---	25,902.00
ROOFING MANAGEMENT SYSTEM (Fund 0124)	18.008	8732	106,440.75	106,440.67	---	0.08
ELECTRICAL IMPROVEMENTS (Fund 0124)	18.009	8733	7,750.01	7,750.00	---	0.01
FIRE SAFETY IMPROVEMENTS (Fund 0124)	18.012	8739	17,500.00	1,799.97	15,700.00	0.03
HTG VENTILATION & AC IMP (Fund 0124)	18.013	8740	1,838,766.53	436,341.35	1,402,425.00	0.18

MO HealthNet Division

WOMEN & MINORITY OUTREACH	11.410	1389	546,125.00	529,741.00	---	16,384.00
HOSPITAL CARE	11.510	1432	24,175,818.00	24,175,818.00	---	---
INFORMATION SYSTEMS	11.420	1438	5,713,940.00	5,542,522.00	---	171,418.00
MANAGED CARE	11.505	1783	306,929,536.00	306,929,536.00	---	---
HOME HEALTH	11.475	1797	2,863,153.00	2,863,153.00	---	---
PHARMACY	11.440	2525	105,180,154.00	105,180,154.00	---	---
CHILDREN'S HLTH INS PRGM	11.555	2866	30,926,183.00	30,898,944.03	---	27,238.97

**STATE OF MISSOURI
SUMMARY OF APPROPRIATION ACTIVITY
GENERAL FUND - GENERAL REVENUE FUNDS
FOR THE APPROPRIATION YEAR 2015**

	H.B. No.	Appr. No.	Appropriations	Expenditures and Transfers Out	Reappropriations to 2016	Lapse of Appropriations
MISSOURI RX PLAN E&E	11.440	4235	6,370,046.00	6,370,046.00	---	---
PACE	11.475	4422	2,531,934.00	2,531,934.00	---	---
WOMEN'S HEALTH SRVC	11.550	4511	1,253,437.00	1,253,437.00	---	---
FQHC DISTRIBUTION	11.520	4868	6,819,459.00	6,467,140.45	---	352,318.55
NON-EMERGENCY TRANSPORT	11.490	5928	12,384,474.00	12,384,474.00	---	---
SCHOOL DISTRICT CLAIMING	11.595	6225	250,000.00	93,069.25	---	156,930.75
MO HEALTHNET ADMIN PS	11.400	6376	2,772,338.00	2,689,164.17	---	83,173.83
MO HEALTHNET ADMIN E&E	11.400	6377	771,400.00	748,258.00	---	23,142.00
NURSING FACILITIES	11.475	6472	136,285,830.00	136,285,829.71	---	0.29
CLINICAL SRVC MGMT	11.405	6764	476,154.00	461,869.00	---	14,285.00
PHARMACY-MED D-CLAWBACK	11.440	7238	183,129,526.00	183,129,525.96	---	0.04
PHYSICIAN RELATED PROF	11.460	8196	202,613,324.00	202,613,324.00	---	---
DENTAL	11.465	8198	22,896,947.00	5,096,947.00	---	17,800,000.00
PREMIUM PAYMENTS	11.470	8200	70,814,205.00	70,214,205.00	---	600,000.00
REHAB & SPECIALTY SVS	11.490	8204	81,712,515.00	81,653,417.06	---	59,097.94
RURAL HLTH CLINIC DENTAL	11.465	8709	500,000.00	---	---	500,000.00
FOSTER KIDS HEALTH HOME	11.527	8985	250,000.00	---	---	250,000.00
ASTHMA SERVICES	11.528	8987	524,033.00	---	---	524,033.00
COMPLEX REHAB TECH PRDCTS	11.492	8995	4,689,640.00	3,599,735.77	---	1,089,904.23
REGIONAL CARE COORDINATN	11.529	8997	500,000.00	---	---	500,000.00
CHAPS SPRINGFIELD PSD	11.490	9050	500,000.00	---	---	500,000.00
CHAPS ST. LOUIS PSD	11.490	9051	500,000.00	---	---	500,000.00
CHAPS CRAWFORD COUNTY PSD	11.490	9123	250,000.00	---	---	250,000.00
HOSPITAL CARE (Fund 0108)	11.510	0048	33,848,436.00	33,848,436.00	---	---
NURSING FACILITIES (Fund 0108)	11.475	0779	58,516,478.00	58,516,478.00	---	---
INFORMATION SYSTEMS (Fund 0108)	11.420	8477	430,000.00	430,000.00	---	---
IGT SAFETY NET HOSPITALS (Fund 0139)	11.540	5182	70,348,801.00	30,035,943.63	---	40,312,857.37
IGT DMH MEDICAID PROGRAM (Fund 0139)	11.545	7169	119,579,424.00	115,719,061.06	---	3,860,362.94
IGT HEALTH CARE HOME (Fund 0139)	11.525	8108	600,000.00	88,992.76	---	511,007.24
MANAGED CARE (Fund 0142)	11.505	0198	97,394,117.00	97,394,117.00	---	---
HOSPITAL CARE (Fund 0142)	11.510	0776	175,385,755.00	175,385,755.00	---	---
FRA FEDERAL (Fund 0142)	11.530	1605	1,165,690,857.00	1,163,309,446.83	---	2,381,410.17
WOMEN'S HEALTH SRVC (Fund 0142)	11.550	2531	167,756.00	167,756.00	---	---
CHILDREN'S HLTH INS PRGM (Fund 0142)	11.555	2868	7,719,204.00	7,719,204.00	---	---
MONITORING PROGRAM (Fund 0142)	11.510	6738	200,000.00	200,000.00	---	---
PAGER PILOT (Fund 0142)	11.510	6744	215,000.00	215,000.00	---	---
MO HEALTHNET ADMIN PS (Fund 0142)	11.400	6889	95,212.00	---	---	95,212.00
MO HEALTHNET ADMIN E&E (Fund 0142)	11.400	6910	7,708.00	7,708.00	---	---
HOSPITAL HEALTH HOMES (Fund 0142)	11.525	8259	100,000.00	100,000.00	---	---

PHARMACY (Fund 0144)	11.440	5586	70,595,023.00	54,978,493.03	---	15,616,529.97
WOMEN'S HEALTH SRVC (Fund 0144)	11.550	5724	49,034.00	---	---	49,034.00
CHILDREN'S HLTH INS PRGM (Fund 0144)	11.555	5725	907,611.00	907,611.00	---	---
PHARM FRA DISPENSING FEE (Fund 0144)	11.445	6741	108,308,926.00	91,056,954.94	---	17,251,971.06
MO HEALTHNET ADMIN PS (Fund 0144)	11.400	6884	25,939.00	22,087.91	---	3,851.09
MO HEALTHNET ADMIN E&E (Fund 0144)	11.400	6885	356.00	---	---	356.00
PHYSICIAN RELATED PROF (Fund 0144)	11.460	8295	10,000.00	---	---	10,000.00
HOSPITAL CARE (Fund 0144)	11.510	8296	15,709.00	---	---	15,709.00
PHARMACY (Fund 0497)	11.440	9122	10,000,000.00	---	---	10,000,000.00
MISSOURI RX PLAN (Fund 0625)	11.440	3705	4,838,657.00	4,838,656.89	---	0.11
PHARMACY (Fund 0625)	11.440	3706	38,541,034.00	---	---	38,541,034.00
PHYSICIAN RELATED PROF (Fund 0625)	11.460	3707	6,041,034.00	6,041,034.00	---	---
DENTAL (Fund 0625)	11.465	3708	848,773.00	848,773.00	---	---
NURSING FACILITIES (Fund 0625)	11.475	3709	17,973.00	17,973.00	---	---
REHAB & SPECIALTY SVS (Fund 0625)	11.490	3710	831,745.00	831,745.00	---	---
MANAGED CARE (Fund 0625)	11.505	3711	4,000,000.00	4,000,000.00	---	---
HOSPITAL GME (Fund 0625)	11.510	3713	10,000,000.00	10,000,000.00	---	---
DSS SAFETY NET (Fund 0625)	11.510	3714	30,365,444.00	28,795,381.00	---	1,570,063.00
SUPPL PYMTS PUBLIC FACLTY (Fund 0724)	11.485	8235	3,589,369.00	---	---	3,589,369.00
SUPPL PMTS PRIVATE FACLTY (Fund 0724)	11.485	8237	2,871,496.00	---	---	2,871,496.00
PUBLIC FACLTY PASSTHROUGH (Fund 0724)	11.485	8239	11,041,236.00	---	---	11,041,236.00
CHILDREN'S HLTH INS PRGM (Fund 0885)	11.555	2872	2,592,452.00	2,592,452.00	---	---
PHARMACY (Fund 0885)	11.440	3057	3,800,000.00	3,800,000.00	---	---
HOSPITAL CARE (Fund 0885)	11.510	8478	4,488,050.00	4,488,050.00	---	---

DEPARTMENT OF CORRECTIONS

CORRECTIONS LEASING	13.005	1112	5,979,584.00	5,528,880.00	---	450,704.00
CORRECTIONS STATE OWNED	13.010	7748	958,368.00	925,401.00	---	32,967.00

Office of the Director

POPULATION GROWTH POOL PS	09.025	1053	1,092,655.00	345,017.38	---	747,637.62
RESTITUTION PAYMENTS	09.035	3232	111,778.00	109,500.00	---	2,278.00
FUEL AND UTILITIES	09.050	4280	27,746,959.00	27,746,413.43	---	545.57
AMACHI	09.005	4605	384,093.00	275,570.00	---	108,523.00
OD STAFF PS	09.005	4774	4,310,117.00	3,982,181.24	---	327,935.76
OD STAFF E&E	09.005	4775	147,929.00	136,864.96	---	11,064.04
POPULATION GRWTH POOL E&E	09.025	5173	527,914.00	526,213.41	---	1,700.59
TELECOMMUNICATIONS	09.030	5680	2,010,529.00	2,010,472.26	---	56.74
KC REENTRY PROGRAM	09.015	7529	178,000.00	172,657.16	---	5,342.84
JUSTICE REINVESTMENT	09.010	8278	100,000.00	---	---	100,000.00
INSTITUTIONAL GIFT TRUST (Fund 0925)	09.020	7168	30,000.00	13,583.48	---	16,416.52

**STATE OF MISSOURI
SUMMARY OF APPROPRIATION ACTIVITY
GENERAL FUND - GENERAL REVENUE FUNDS
FOR THE APPROPRIATION YEAR 2015**

	H.B. No.	Appr. No.	Appropriations	Expenditures and Transfers Out	Reappropriations to 2016	Lapse of Appropriations
<u>Division of Human Services</u>						
DHS STAFF PS	09.040	1512	9,131,818.00	8,627,376.02	---	504,441.98
DHS STAFF E&E	09.040	1514	112,411.00	101,303.05	---	11,107.95
EMPLOYEE HEALTH & SAFETY	09.065	1658	580,135.00	548,643.86	---	31,491.14
COSTS IN CRIMINAL CASES	09.270	2257	43,330,272.00	43,330,142.29	---	129.71
GENERAL SERVICES E&E	09.045	2774	411,834.00	409,446.16	---	2,387.84
FOOD PURCHASES	09.055	4286	31,183,488.00	31,165,326.58	---	18,161.42
STAFF TRAINING	09.060	6024	1,043,909.00	1,043,610.61	---	298.39
OVERTIME	09.070	7257	6,022,474.00	6,022,416.82	---	57.18
<u>Division of Rehabilitative Services</u>						
MEDICAL SERVICES E&E	09.195	2778	148,281,340.00	146,858,721.27	---	1,422,618.73
MEDICAL EQUIPMENT E&E	09.200	2782	629,087.00	570,463.05	---	58,623.95
DORS STAFF PS	09.190	6097	1,235,498.00	1,157,893.67	---	77,604.33
DORS STAFF E&E	09.190	6098	45,429.00	38,421.91	---	7,007.09
SUBSTANCE ABUSE SRV PS	09.205	7261	3,835,684.00	3,730,376.74	---	105,307.26
SUBSTANCE ABUSE SRV E&E	09.205	7262	5,509,815.00	5,328,109.03	---	181,705.97
TOXICOLOGY	09.210	7264	517,125.00	501,360.24	---	15,764.76
ACADEMIC ED PS	09.215	7266	8,684,919.00	7,761,932.69	---	922,986.31
<u>Division of Adult Institutions</u>						
EASTERN R&D CORR CTR PS	09.175	0673	19,197,714.00	18,542,889.11	---	654,824.89
OFFICERS CLOTHING	09.075	1356	1,052,218.00	1,049,861.01	---	2,356.99
VEHICLE REPLACEMENT	09.075	1357	1,128,751.00	1,128,358.08	---	392.92
INMATE CLOTHING	09.075	1367	3,218,223.00	3,216,856.31	---	1,366.69
INSTITUT COMM PURCHASES	09.075	1368	2,646,548.00	2,645,907.25	---	640.75
SOUTH CENTRL CORR CTR PS	09.180	1973	13,220,760.00	12,588,931.36	---	631,828.64
WESTERN R&D CORR CTR PS	09.155	2312	16,658,639.00	15,794,841.64	---	863,797.36
MARYVILLE TREATMT CENTER	09.160	2639	6,030,548.00	5,679,607.91	---	350,940.09
SOUTH EAST CORR CTR PS	09.185	3078	13,071,285.00	12,517,678.22	---	553,606.78
CROSSROADS CORR CTR	09.165	3740	12,435,828.00	11,764,623.12	---	671,204.88
MISSOURI EASTERN CORR CTR	09.115	4069	10,850,410.00	10,021,496.84	---	828,913.16
NORTHEAST CORR CTR	09.170	4127	16,983,063.00	16,034,307.87	---	948,755.13
CHILLICOTHE CORR CTR	09.120	4276	12,562,473.00	12,503,443.22	---	59,029.78
JEFFERSON CITY CORR CTR	09.090	4290	17,403,659.00	16,573,208.05	---	830,450.95
WOMENS EASTERN R&D	09.095	4294	13,884,116.00	13,305,256.75	---	578,859.25
OZARK CORR CTR	09.100	4296	5,578,406.00	5,323,530.36	---	254,875.64
TIPTON CORR CTR	09.150	4298	10,386,656.00	9,805,385.47	---	581,270.53

MOBERLY CORR CTR	09.105	4300	12,947,201.00	12,165,152.36	---	782,048.64
ALGOA CORR CTR	09.110	4302	10,693,805.00	10,112,141.97	---	581,663.03
DAI STAFF PS	09.080	4783	1,588,700.00	1,453,208.06	---	135,491.94
DAI STAFF E&E	09.080	4786	127,443.00	123,476.45	---	3,966.55
ST LOUIS COMM RELEASE CTR	09.235	4795	4,275,958.00	3,917,575.62	---	358,382.38
KC COMM RELEASE CTR	09.240	4797	2,604,806.00	2,276,183.33	---	328,622.67
BOONVILLE CORR CTR	09.125	5260	10,076,172.00	9,413,302.11	---	662,869.89
WAGE & DISCHARGE COSTS	09.085	5514	3,259,031.00	3,257,444.65	---	1,586.35
FARMINGTON CORR CTR	09.130	6284	19,439,990.00	18,507,243.94	---	932,746.06
FULTON RCP & DGN CORR CTR	09.145	7052	13,918,208.00	13,121,599.68	---	796,608.32
WESTERN MO CORR CTR	09.135	8113	15,960,964.00	15,027,576.15	---	933,387.85
POTOSI CORR CTR	09.140	8115	11,142,045.00	10,482,877.42	---	659,167.58
MAINTENANCE & REPAIR	09.075	8820	5,629,607.00	5,628,323.50	---	1,283.50
INSTITUTIONAL E&E POOL	09.075	9860	10,406,060.00	10,398,253.23	---	7,806.77
STWIDE FMRF EXPENDITURE (Fund 0124)	17.005	8019	2,208,200.23	2,208,199.44	---	0.79
UNPROGRAMMED M&R (Fund 0124)	17.005	8369	75,935.68	75,935.66	---	0.02
STWIDE FMRF EXPENDITURE (Fund 0124)	18.010	8574	1,573,329.00	257,011.26	1,316,317.00	0.74
UNPROGRAMMED (Fund 0124)	18.006	8730	1,926,180.00	46,775.86	1,879,404.00	0.14
ABTMNT REMVAL & REMDIATN (Fund 0124)	18.007	8731	292,353.00	132,152.52	160,200.48	---
ROOFING MANAGEMENT SYSTEM (Fund 0124)	18.008	8732	3,016,358.00	193,271.06	2,823,086.00	0.94
ELECTRICAL IMPROVEMENTS (Fund 0124)	18.009	8733	127,911.00	112,405.47	15,505.00	0.53
FIRE SAFETY IMPROVEMENTS (Fund 0124)	18.012	8739	70,025.00	70,024.50	---	0.50
HTG VENTILATION & AC IMP (Fund 0124)	18.013	8740	3,640,225.00	1,224,900.02	2,415,324.00	0.98
PLUMBING IMPROVEMENTS (Fund 0124)	18.014	8741	371,455.00	75,709.80	295,745.00	0.20
SECURITY IMPROVEMENTS (Fund 0124)	18.016	8742	3,071,647.62	2,726,149.32	345,498.00	0.30
EMERGENCY (Fund 0124)	18.006	8851	46,714.00	46,713.60	---	0.40
HAZMAT REMEDIATION (Fund 0124)	18.006	8853	0.38	---	---	0.38
NECC BAR SCREEN (Fund 0124)	18.006	8854	720,912.90	127,723.03	593,189.00	0.87

Division of Probation and Parole

DOC COMMAND CENTER E&E	09.245	1465	4,900.00	4,507.71	---	392.29
P&P STAFF PS	09.230	1738	64,487,366.00	63,079,941.91	---	1,407,424.09
P&P STAFF E&E	09.230	1742	3,596,368.00	3,499,441.78	---	96,926.22
COM SUPERVISION CNT PS	09.265	7319	4,388,680.00	4,374,391.03	---	14,288.97
COM SUPERVISION CNT E&E	09.265	7320	410,718.00	395,181.26	---	15,536.74
LOCAL SENTENCING INITIAT	09.250	8092	2,000,000.00	467,049.28	---	1,532,950.72

Subtotals

9,192,835,006.28 8,253,881,021.55 116,652,945.00 822,301,039.73

Appropriated Transfers Out To:

Fourth State Building Bond and Interest - Series A 2005 Fund (0206)	01.010	T001	11,804,125.00	11,763,178.54	---	40,946.46
Fourth State Building Bond and Interest - Series A 2010 Fund (0210)	01.010	T001	1,068,375.00	1,062,491.55	---	5,883.45
Fourth State Building Bond and Interest - Series A 2010 Fund (0212)	01.010	T001	12,006,400.00	11,938,177.53	---	68,222.47

**STATE OF MISSOURI
SUMMARY OF APPROPRIATION ACTIVITY
GENERAL FUND - GENERAL REVENUE FUNDS
FOR THE APPROPRIATION YEAR 2015**

	H.B. No.	Appr. No.	Appropriations	Expenditures and Transfers Out	Reappropriations to 2016	Lapse of Appropriations
Water Pollution Control Bond and Interest - Series A 2003 Fund (0203)	01.020	T002	2,472,344.00	2,443,131.45	---	29,212.55
Water Pollution Control Bond and Interest - Series A 2007 Fund (0207)	01.020	T002	1,992,332.00	1,981,465.29	---	10,866.71
Water Pollution Control Bond and Interest - Series A 2010 Fund (0209)	01.020	T002	8,509,837.00	8,463,027.49	---	46,809.51
Water Pollution Control Bond and Interest - Series A 2012 Fund (0213)	01.020	T002	13,744,750.00	13,667,030.88	---	77,719.12
Water Pollution Control Bond and Interest - Series A 2005 Fund (0218)	01.020	T002	7,482,415.00	7,406,050.80	---	76,364.20
Stormwater Control Bond and Interest - Series A 2010 Fund (0211)	01.030	T003	1,787,250.00	1,777,397.22	---	9,852.78
Stormwater Control Bond and Interest - Series A 2005 Fund (0219)	01.030	T003	3,331,250.00	3,310,188.82	---	21,061.18
Stormwater Control Bond and Interest - Series A 2002 Fund (0239)	01.030	T003	571,900.00	568,788.21	---	3,111.79
State School Money Fund (0616)	02.255	T005	2,036,379,563.00	2,036,357,063.00	---	22,500.00
Outstanding Schools Trust Fund (0287)	02.270	T008	836,600,000.00	836,600,000.00	---	---
Academic Scholarship Fund (0840)	03.045	T010	19,676,666.00	19,086,366.00	---	590,300.00
Marguerite Ross Barnett Scholarship Fund (0131)	03.075	T017	363,375.00	352,474.00	---	10,901.00
Access Missouri Financial Assistance Fund (0791)	03.055	T025	56,665,640.00	54,965,671.00	---	1,699,969.00
General Revenue Fund (0101)	05.265	T032	272.00	272.00	---	---
After-School Retreat Reading and Assessment Grant Program Fund (0732)	04.145	T046	2,000.00	1,825.55	---	174.45
State Elections Subsidy Fund (0686)	12.070	T107	4,284,000.00	4,284,000.00	---	---
Election Admin Improvement Fund (0157)	12.080	T114	4,034,443.00	3,996,820.00	---	37,623.00
Missouri Water Development Fund (0174)	06.210	T117	465,795.00	459,544.00	---	6,251.00
Livestock Feed Crop Input Loan Fund (0914)	06.070	T128	5,000.00	---	---	5,000.00
Breast Cancer Awareness Trust Fund (0915)	04.145	T145	5,618.00	5,477.00	---	141.00
Intergovernmental Transfer Fund (0139)	10.065	T159	202,035,680.00	196,216,742.56	---	5,818,937.44
General Revenue Fund (0101)	11.535	T160	96,885,215.00	82,597,460.88	---	14,287,754.12
Line of Duty Fund (0939)	07.860	T167	450,000.00	49,994.00	---	400,006.00
Ambulance Service Reimb Allowance Fund (0958)	11.495	T200	18,236,543.00	6,951,570.00	---	11,284,973.00
State Legal Expense Fund (0692)	05.125	T204	9,202,100.00	9,197,460.52	---	4,639.48
A+ Schools Fund (0955)	03.065	T269	11,453,878.00	11,110,262.00	---	343,616.00

Debt Offset Escrow Fund (0753)	04.105	T270	13,797,384.00	12,129,874.54	---	1,667,509.46
Missouri Military Family Relief Fund (0719)	04.145	T278	49,042.00	49,041.77	---	0.23
Childhood Lead Testing Fund (0899)	04.145	T279	19,377.00	19,376.15	---	0.85
State Highways and Transportation Department Fund (0644)	14.040	T280	2,130,470.00	2,130,470.00	---	---
General Revenue Fund (0101)	05.550	T285	35,616.00	12,674.00	---	22,942.00
State Retirement Contributions Fund (0701)	05.450	T291	41,177.00	39,731.13	---	1,445.87
Social Security Contributions Fund (0702)	05.450	T291	74,340,658.00	71,729,669.50	---	2,610,988.50
State Retirement Contributions Fund (0701)	05.450	T293	2.00	1.15	---	0.85
Social Security Contributions Fund (0702)	05.450	T293	1,105,622.00	921,401.87	---	184,220.13
State Retirement Contributions Fund (0701)	05.465	T295	200,803,889.00	196,243,827.81	---	4,560,061.19
State Retirement Contributions Fund (0701)	05.465	T297	2,733,423.00	2,251,530.34	---	481,892.66
Missouri State Employees' Deferred Compensation Incentive Plan Administration Fund (0706)	05.480	T298	3,856,200.00	---	---	3,856,200.00
Missouri State Employees' Deferred Compensation Incentive Plan Administration Fund (0706)	05.480	T300	74,045.00	---	---	74,045.00
Missouri Consolidated Health Care Plan Benefit Fund (0765)	05.505	T302	237,377,151.00	237,076,830.84	---	300,320.16
Missouri Consolidated Health Care Plan Benefit Fund (0765)	05.505	T304	3,161,408.00	2,971,682.59	---	189,725.41
General Revenue Fund (0101)	05.265	T309	24,077.00	24,076.00	---	1.00
Missouri Supplemental Tax Increment Financing Fund (0848)	07.065	T352	13,760,000.00	12,788,673.91	---	971,326.09
Missouri Technology Investment Fund (0172)	07.035	T354	18,360,000.00	17,809,200.00	---	550,800.00
Missouri Job Development Fund (0600)	07.120	T355	13,965,296.00	13,546,337.00	---	418,959.00
Missouri Arts Council Trust Fund (0262)	07.090	T357	4,800,000.00	4,656,000.00	---	144,000.00
Missouri Humanities Council Trust Fund (0177)	07.095	T358	800,000.00	776,000.00	---	24,000.00
Division of Tourism Supplemental Revenue Fund (0274)	07.145	T359	22,573,443.00	21,896,240.00	---	677,203.00
Federal Reimbursement Allowance Fund (0142)	11.565	T412	584,612,737.00	584,612,737.00	---	---
General Revenue Fund (0101)	11.570	T413	584,612,737.00	584,612,737.00	---	---
Nursing Facility Federal Reimbursement Allowance Fund (0196)	11.575	T414	210,950,510.00	188,586,337.00	---	22,364,173.00
Library Networking Fund (0822)	12.120	T417	800,000.00	776,000.00	---	24,000.00
Abandoned Fund Account Fund (0863)	12.165	T418	1,354,608.00	1,354,607.74	---	0.26
Attorney General's Court Costs Fund (0603)	12.225	T423	165,600.00	165,600.00	---	---
Attorney General's Anti-Trust Fund (0666)	12.230	T424	69,000.00	69,000.00	---	---
Missouri Public Broadcasting Corporation Special Fund (0887)	07.100	T431	450,000.00	436,500.00	---	13,500.00
General Revenue Fund (0101)	05.265	T435	10,486.00	10,485.00	---	1.00
Missouri Qualified Biodiesel Producer Incentive Fund (0777)	06.020	T443	5,525,000.00	5,359,250.00	---	165,750.00
Hazardous Waste Fund (0676)	06.225	T453	22,000.00	22,000.00	---	---
State School Money Fund (0616)	02.260	T454	90,200,000.00	90,200,000.00	---	---

**STATE OF MISSOURI
SUMMARY OF APPROPRIATION ACTIVITY
GENERAL FUND - GENERAL REVENUE FUNDS
FOR THE APPROPRIATION YEAR 2015**

	H.B. No.	Appr. No.	Appropriations	Expenditures and Transfers Out	Reappropriations to 2016	Lapse of Appropriations
Historic Preservation Revolving Fund (0430)	06.295	T464	720,000.00	698,400.00	---	21,600.00
Labor and Industrial Relations Administrative Fund (0122)	07.805	T470	284,241.00	275,714.00	---	8,527.00
Utilicare Stabilization Fund (0134)	11.152	T482	4,000,000.00	3,880,000.00	---	120,000.00
General Revenue Fund (0101)	05.245	T486	1.00	---	---	1.00
General Revenue Fund (0101)	05.265	T497	3,103.00	3,103.00	---	---
General Revenue Fund (0101)	05.265	T501	1,460.00	1,460.00	---	---
Organ Donor Program Fund (0824)	04.145	T505	19,000.00	18,944.27	---	55.73
General Revenue Fund (0101)	05.250	T506	1.00	---	---	1.00
Foster Care and Adoptive Parents Retention and Recruitment Fund (0979)	04.145	T507	3,532.00	3,531.38	---	0.62
Developmental Disabilities Waiting List Equity Trust Fund (0986)	04.145	T509	1,805.00	1,805.00	---	---
Puppy Protection Trust Fund (0985)	04.145	T510	4,955.00	4,955.00	---	---
American Red Cross Trust Fund (0987)	04.145	T511	4,090.00	4,090.00	---	---
Natural Resources Cost Allocation Fund (0500)	06.330	T514	16,035.00	13,925.00	---	2,110.00
Natural Resources Cost Allocation Fund (0500)	06.330	T516	7,397.00	6,821.00	---	576.00
Judiciary Education and Training Fund (0847)	12.310	T524	1,369,040.00	1,369,040.00	---	---
Elderly Home-Delivered Meals Trust Fund (0296)	04.145	T526	59,526.00	59,525.85	---	0.15
Veterans Trust Fund (0579)	04.145	T527	64,113.00	64,112.50	---	0.50
Children's Trust Fund (0694)	04.145	T528	95,360.00	95,240.42	---	119.58
Missouri National Guard Trust Fund (0900)	04.145	T529	23,369.00	23,368.63	---	0.37
Natural Resources Cost Allocation Fund (0500)	06.330	T536	18,623.00	15,917.00	---	2,706.00
Circuit Courts Escrow Fund (0718)	04.110	T537	1,600,000.00	1,600,000.00	---	---
General Revenue Fund (0101)	05.240	T538	499,999,999.00	400,000,000.00	---	99,999,999.00
Budget Reserve Fund (0100)	05.245	T539	499,999,999.00	400,000,000.00	---	99,999,999.00
Natural Resources Cost Allocation Fund (0500)	05.260	T540	50,000.00	50,000.00	---	---
General Revenue Fund (0101)	05.260	T541	37,932.00	37,931.60	---	0.40
Energy Set-Aside Program Fund (0667)	05.260	T541	2,544.00	2,543.34	---	0.66
Institution Gift Trust Fund (0925)	05.260	T541	15,000.00	15,000.00	---	---
Mental Health Trust Fund (0926)	05.260	T541	100,750.00	100,749.74	---	0.26
General Revenue Fund (0101)	12.185	T548	3,000,000.00	---	---	3,000,000.00
Budget Reserve Fund (0100)	05.250	T550	2,999,999.00	1,412,054.80	---	1,587,944.20
General Revenue Fund (0101)	11.480	T558	10,990,982.00	---	---	10,990,982.00

Mental Health Intergovernmental Transfer							
Fund (0147)	05.240	T566	7,648,885.00	4,325,534.00	---	3,323,351.00	
Blind Pension Fund (0621)	05.240	T566	24,204,348.00	13,687,841.00	---	10,516,507.00	
UMC TELEMEDICINE (Fund 0625)	05.240	T566	2,475,634.00	1,400,000.00	---	1,075,634.00	
Life Sciences Research Trust Fund (0763)	05.240	T566	40,671,133.00	23,000,000.00	---	17,671,133.00	
Budget Reserve Fund (0100)	05.245	T567	1,400,000.00	1,400,000.00	---	---	
Budget Reserve Fund (0100)	05.250	T568	988.00	987.29	---	0.71	
Budget Reserve Fund (0100)	05.255	T571	1.00	---	---	1.00	
General Revenue Fund (0101)	05.255	T572	17,520,571.00	17,520,571.00	---	---	
General Revenue Fund (0101)	05.265	T574	145.00	144.00	---	1.00	
Access Missouri Financial Assistance							
Fund (0791)	03.055	T576	50,000.00	50,000.00	---	---	
Facilities Maintenance Reserve Fund (0124)	18.005	T626	53,000,000.00	---	---	53,000,000.00	
Facilities Maintenance Reserve Fund (0124)	18.005	T628	71,000,000.00	71,000,000.00	---	---	
Pharmacy Reimbursement Allowance							
Fund (0144)	11.450	T634	35,764,609.00	32,899,563.00	---	2,865,046.00	
General Revenue Fund (0101)	11.455	T635	35,764,609.00	32,899,563.00	---	2,865,046.00	
General Revenue Fund (0101)	05.265	T647	624.00	624.00	---	---	
General Revenue Fund (0101)	05.265	T658	116,483.00	116,482.00	---	1.00	
General Revenue Fund (0101)	05.265	T662	346.00	345.00	---	1.00	
General Revenue Fund (0101)	05.265	T691	3,600.00	3,600.00	---	---	
General Revenue Fund (0101)	05.265	T735	475.00	475.00	---	---	
General Revenue Fund (0101)	05.265	T759	509.00	509.00	---	---	
General Revenue Fund (0101)	05.265	T769	641,801.00	---	---	641,801.00	
General Revenue Fund (0101)	05.265	T774	50,720.00	50,720.00	---	---	
General Revenue Fund (0101)	05.265	T786	1,938.00	1,938.00	---	---	
General Revenue Fund (0101)	05.265	T795	2,282.00	2,282.00	---	---	
General Revenue Fund (0101)	05.265	T796	5,594.00	5,594.00	---	---	
General Revenue Fund (0101)	05.265	T802	2,438.00	2,437.00	---	1.00	
General Revenue Fund (0101)	05.265	T828	1,893.00	1,892.00	---	1.00	
General Revenue Fund (0101)	05.265	T857	142,292.00	142,292.00	---	---	
Drug Court Resources Fund (0733)	12.325	T884	6,735,387.00	6,735,387.00	---	---	
Missouri Public Health Services Fund (0298)	04.145	T886	578.00	---	---	578.00	
Labor and Industrial Relations Administrative							
Fund (0122)	07.810	T889	179,067.00	173,695.00	---	5,372.00	
Economic Development Administrative							
Fund (0547)	07.010	T897	55,900.00	55,900.00	---	---	
General Revenue Fund (0101)	05.265	T914	757.00	756.00	---	1.00	
Academic Scholarship Fund (0840)	03.045	T931	2,000,000.00	1,000,000.00	---	1,000,000.00	
Fulton State Hospital Bond and Interest -							
Series A 2014 Fund (0396)	05.190	T932	14,200,000.00	14,200,000.00	---	---	
State Supplemental Downtown Development							
Fund (0766)	07.071	T936	1,246,442.00	1,146,901.80	---	99,540.20	
Downtown Revitalization Preservation							
Fund (0907)	07.076	T939	200,000.00	---	---	200,000.00	

**STATE OF MISSOURI
SUMMARY OF APPROPRIATION ACTIVITY
GENERAL FUND - GENERAL REVENUE FUNDS
FOR THE APPROPRIATION YEAR 2015**

	H.B. No.	Appr. No.	Appropriations	Expenditures and Transfers Out	Reappropriations to 2016	Lapse of Appropriations
State Property Preservation Fund (0128)	05.105	T945	1.00	---	---	1.00
Pediatric Cancer Res Trust Fund (0959)	04.145	T947	3,000.00	2,711.00	---	289.00
Single-Purpose Animal Facilities Loan Guarantee Fund (0409)	06.050	T959	5,000.00	---	---	5,000.00
Agricultural Product Utilization Business Development Loan Program Fund (0412)	06.060	T960	15,000.00	---	---	15,000.00
Workers Memorial Fund (0895)	04.145	T976	12,921.00	12,920.86	---	0.14
Missouri National Guard Foundation Fund (0494)	04.145	T978	5,500.00	5,491.00	---	9.00
General Revenue Fund (0101)	04.150	T989	1,250.00	170.92	---	1,079.08
American Cancer Society, Heartland Division, Inc. Fund (0700)	04.145	T990	7,182.00	7,170.73	---	11.27
ALS Lou Gehrig's Disease Fund (0703)	04.145	T991	3,391.00	3,390.19	---	0.81
American Lung Association of Missouri Fund (0704)	04.145	T992	276.00	132.00	---	144.00
Muscular Dystrophy Association Fund (0707)	04.145	T993	758.00	758.00	---	---
Arthritis Foundation Fund (0708)	04.145	T994	1,072.00	1,072.00	---	---
National Multiple Sclerosis Society Fund (0709)	04.145	T995	1,549.00	1,549.00	---	---
American Diabetes Association Gateway Area Fund (0713)	04.145	T996	3,174.00	2,947.17	---	226.83
American Heart Association Fund (0714)	04.145	T997	2,379.00	2,320.94	---	58.06
March of Dimes Fund (0716)	04.145	T998	2,433.00	2,433.00	---	---
Subtotals			<u>6,794,745,515.00</u>	<u>6,411,519,155.06</u>	<u>---</u>	<u>383,226,359.94</u>
Totals			<u>\$ 15,987,580,521.28</u>	<u>\$ 14,665,400,176.61</u>	<u>\$ 116,652,945.00</u>	<u>\$ 1,205,527,399.67</u>

**STATE OF MISSOURI
SUMMARY OF APPROPRIATION ACTIVITY
GENERAL FUND - FEDERAL FUNDS
FOR THE APPROPRIATION YEAR 2015**

	H.B. No.	Appr. No.	Appropriations	Expenditures and Transfers Out	Reappropriations to 2016	Lapse of Appropriations
<u>JUDICIARY</u>						
Judiciary Fund (0137) JUDICIARY LEASING	13.005	6084	\$ 20,958.00	\$ 19,599.94	\$ ---	\$ 1,358.06
<u>Judicial Proceedings and Review</u>						
Judiciary Fund (0137) JUD PROCEED & REVIEW PS	12.300	6755	497,501.00	124,405.80	---	373,095.20
<u>Office of State Courts Administrator</u>						
Judiciary Fund (0137) COURT IMPROVE PROJ E&E	12.305	0734	5,609,649.00	3,081,995.66	---	2,527,653.34
JUDICIAL TRNG & ED E&E	12.305	6915	225,000.00	---	---	225,000.00
COURT IMPROVE PROJ PS	12.305	8378	2,359,260.00	1,675,753.26	---	683,506.74
<u>Circuit Courts</u>						
Third Party Liability Collections Fund (0120) CIRCUIT PERSONNEL PS	12.320	3754	262,522.00	171,290.50	---	91,231.50
CIRCUIT PERSONNEL E&E	12.320	3805	128,039.00	123,051.00	---	4,988.00
Judiciary Fund (0137) CIRCUIT PERSONNEL PS	12.320	0950	1,603,914.00	963,196.64	---	640,717.36
CIRCUIT PERSONNEL E&E	12.320	2003	329,661.00	153,295.71	---	176,365.29
<u>Public Defender</u>						
Office of the State Public Defender Fund (0112) GRANTS	12.400	4006	125,000.00	---	---	125,000.00
<u>EXECUTIVE</u>						
<u>Elections</u>						
Election Admin Improvement Fund (0157) ELECTION ADMIN IMPRVM E&E	12.065	3562	3,737,263.00	1,234,680.59	---	2,502,582.41
SEC OF STATE PS	12.035	4490	271,782.00	256,855.50	---	14,926.50
FED ELECTION REFORM	12.065	6684	5,229,232.00	2,042,403.29	---	3,186,828.71
Election Improvement Revolving Loan Fund (0158) FED ELECTION REFORM	12.065	6810	396,185.00	29,000.20	---	367,184.80

Record Services

Secretary of State Records Fund (0150)							
REGRANT PROGRAM	12.085	6896	50,000.00	15,025.00	---	---	34,975.00
Save America's Treasures Fund (0151)							
DOCUMENT PRESERVATION PS	12.035	8226	159,678.00	---	---	---	159,678.00
Secretary of State - Federal and Other Fund (0166)							
GRANTS AND PROJECTS	12.040	2522	200,000.00	6.93	---	---	199,993.07

Library Services

Secretary of State Fund (0195)							
SEC OF STATE PS	12.035	4193	247,751.00	198,107.00	---	---	49,644.00
SEC OF STATE E&E	12.035	4194	227,574.00	56,602.23	---	---	170,971.77
FED AID PUBLIC LIBRARY	12.110	4199	4,125,000.00	2,657,502.46	---	---	1,467,497.54

State Auditor

State Auditor - Federal Fund (0115)							
STATE AUDITOR PS	12.145	4508	866,768.00	480,522.62	---	---	386,245.38
STATE AUDITOR E&E	12.145	4509	30,123.00	30,121.68	---	---	1.32

Attorney General

Attorney General Fund (0136)							
DOMESTIC VIOLENCE	12.200	2885	100,000.00	---	---	---	100,000.00
ATTORNEY GENERAL LEASING	13.005	3186	122,270.00	122,180.92	---	---	89.08
MEDICAID FRAUD UNIT PS	12.205	4025	975,244.00	953,302.74	---	---	21,941.26
MEDICAID FRAUD UNIT E&E	12.205	4026	1,082,276.00	105,492.88	---	---	976,783.12
ATTORNEY GENERAL PS	12.195	4057	1,861,566.00	1,227,963.34	---	---	633,602.66
ATTORNEY GENERAL E&E	12.195	4058	761,011.00	291,136.57	---	---	469,874.43
ATTORNEY GENERAL ST OWNED	13.010	7779	124,509.00	123,625.00	---	---	884.00
BROADWAY BLDG RENOVATIONS	18.050	8632	381,980.00	313,777.64	68,202.00	---	0.36

Missouri Office of Prosecution Services

Attorney General Fund (0136)							
OFFICE OF PROS SVS PS	12.210	2019	185,044.00	145,723.62	---	---	39,320.38
OFFICE OF PROS SVS E&E	12.210	2318	885,326.00	112,417.37	---	---	772,908.63

OFFICE OF ADMINISTRATION

Office of Administration - Federal and Other Fund (0135)							
DISASTER REIMBURSEMENT	18.015	8582	200,000.00	---	---	---	200,000.00

Commissioner's Office

Health Fund (0143)							
ALTERNATIVES TO ABORTION	05.165	8327	50,000.00	48,071.00	---	---	1,929.00

**STATE OF MISSOURI
SUMMARY OF APPROPRIATION ACTIVITY
GENERAL FUND - FEDERAL FUNDS
FOR THE APPROPRIATION YEAR 2015**

	H.B. No.	Appr. No.	Appropriations	Expenditures and Transfers Out	Reappropriations to 2016	Lapse of Appropriations
<u>Division of Accounting</u>						
Vocational Rehabilitation Fund (0104)						
UNEMPLOYMENT BENEFITS	05.495	5979	2,625.00	2,477.00	---	148.00
Elementary and Secondary Education Fund (0105)						
UNEMPLOYMENT BENEFITS	05.495	5980	3,958.00	3,836.00	---	122.00
TEACHER RETIREMENT CONTR	05.475	9857	53,000.00	12,673.73	---	40,326.27
State Auditor - Federal Fund (0115)						
UNEMPLOYMENT BENEFITS	05.495	6333	811.00	810.00	---	1.00
Higher Education Fund (0116)						
UNEMPLOYMENT BENEFITS	05.495	6335	2,936.00	2,934.73	---	1.27
Labor and Industrial Relations - Commission on Human Rights Fund (0117)						
UNEMPLOYMENT BENEFITS	05.495	2306	1,098.00	1,097.52	---	0.48
Third Party Liability Collections Fund (0120)						
UNEMPLOYMENT BENEFITS	05.495	7077	1,623.00	1,422.62	---	200.38
Labor and Industrial Relations Administrative Fund (0122)						
UNEMPLOYMENT BENEFITS	05.495	6145	355.00	354.74	---	0.26
Economic Development - Community Development Block Grant (Administration) Fund (0123)						
UNEMPLOYMENT BENEFITS	05.495	7473	5.00	---	---	5.00
Multimodal Operations Fund (0126)						
UNEMPLOYMENT BENEFITS	05.495	8355	1,450.00	1,449.25	---	0.75
Corrections Fund (0130)						
UNEMPLOYMENT BENEFITS	05.495	6796	1.00	---	---	1.00
Agriculture Fund (0133)						
UNEMPLOYMENT BENEFITS	05.495	1152	817.00	816.00	---	1.00
Office of Administration Fund (0135)						
FLOOD CONTROL	05.270	0132	3,600,000.00	3,581,278.30	---	18,721.70
NATIONAL FOREST	05.275	0133	8,000,000.00	5,657,590.91	---	2,342,409.09
UNEMPLOYMENT BENEFITS	05.495	7896	3,841.00	3,840.00	---	1.00
Attorney General Fund (0136)						
UNEMPLOYMENT BENEFITS	05.495	5981	6,643.00	6,642.28	---	0.72
Judiciary Fund (0137)						
UNEMPLOYMENT BENEFITS	05.495	5982	18,163.00	18,162.15	---	0.85
Natural Resources Fund (0140)						
UNEMPLOYMENT BENEFITS	05.495	6336	6,223.00	6,222.69	---	0.31
Health Fund (0143)						
UNEMPLOYMENT BENEFITS	05.495	5983	56,076.00	56,075.56	---	0.44

State Emergency Management Fund (0145)							
UNEMPLOYMENT BENEFITS	05.495	2321	4,710.00	4,694.16	---	15.84	
Mental Health Fund (0148)							
UNEMPLOYMENT BENEFITS	05.495	5984	134,358.00	134,357.55	---	0.45	
Public Safety Fund (0152)							
UNEMPLOYMENT BENEFITS	05.495	5985	8,881.00	8,880.00	---	1.00	
Job Development and Training Fund (0155)							
UNEMPLOYMENT BENEFITS	05.495	5986	4,923.00	4,922.06	---	0.94	
OA Information Technology Fund (0165)							
UNEMPLOYMENT BENEFITS	05.495	4264	627.00	311.44	---	315.56	
Assistive Technology Fund (0188)							
UNEMPLOYMENT BENEFITS	05.495	6670	9.00	7.91	---	1.09	
Adjutant General Fund (0190)							
UNEMPLOYMENT BENEFITS	05.495	5987	9,334.00	9,333.75	---	0.25	
Temporary Assistance for Needy Families Fund (0199)							
UNEMPLOYMENT BENEFITS	05.495	5988	33,363.00	33,362.97	---	0.03	
Social Services and Other Sources Fund (0610)							
UNEMPLOYMENT BENEFITS	05.495	3176	283,694.00	283,693.04	---	0.96	
TEACHER RETIREMENT CONTR	05.475	5172	7,000.00	4,465.35	---	2,534.65	
Justice Assistance Grant Program Fund (0782)							
UNEMPLOYMENT BENEFITS	05.495	7474	1.00	---	---	1.00	
Energy Federal Fund (0866)							
UNEMPLOYMENT BENEFITS	05.495	9200	292.00	290.66	---	1.34	
Unemployment Compensation Administration Fund (0948)							
UNEMPLOYMENT BENEFITS	05.495	2242	32,851.00	32,850.32	---	0.68	
<u>Information Technology Services Division</u>							
Labor and Industrial Relations Administrative Fund (0122)							
FED DOLIR IT CONSOL PS	05.025	1987	3,497,875.00	2,970,805.42	---	527,069.58	
FED DOLIR IT CONSOL E&E	05.025	3654	419,981.00	330,374.03	---	89,606.97	
OA Information Technology Fund (0165)							
FED IT CONSOLIDATION PS	05.025	1283	14,804,122.00	9,713,071.99	---	5,091,050.01	
FED IT CONSOLIDATION E&E	05.025	1285	56,344,925.00	35,769,082.38	---	20,575,842.62	
Federal Stimulus - Office of Administration Fund (2236)							
RURAL BROADBAND PS	05.035	8374	186,599.00	74,029.64	---	112,569.36	
RURAL BROADBAND E&E	05.035	8375	842,652.00	736,286.12	---	106,365.88	
<u>Office of Child Advocate</u>							
Office of Administration Fund (0135)							
OFFICE CHILD ADVOCATE PS	05.140	6323	125,001.00	124,860.56	---	140.44	
OFFICE CHILD ADVOCATE E&E	05.140	6324	14,825.00	14,825.00	---	---	

**STATE OF MISSOURI
SUMMARY OF APPROPRIATION ACTIVITY
GENERAL FUND - FEDERAL FUNDS
FOR THE APPROPRIATION YEAR 2015**

	H.B. No.	Appr. No.	Appropriations	Expenditures and Transfers Out	Reappropriations to 2016	Lapse of Appropriations
<u>DEPARTMENT OF AGRICULTURE</u>						
Agriculture Fund (0133)						
AGRICULTURE STATE OWNED	13.010	7677	18,963.00	18,828.00	---	135.00
<u>Office of the Director</u>						
Agriculture Fund (0133)						
DIRECTOR'S OFFICE PS	06.005	0530	46,156.00	---	---	46,156.00
DIRECTOR'S OFFICE E&E	06.005	0531	284,883.00	---	---	284,883.00
DIR OFFICE FED PS	06.005	3234	155,313.00	149,231.78	---	6,081.22
DIR OFFICE FED E&E	06.005	3257	59,290.00	14,299.83	---	44,990.17
Federal Stimulus - Agriculture Fund (2240)						
DIR OFFICE ARRA FED PS	06.005	8753	3,869.00	3,697.47	---	171.53
DIR OFFICE ARRA FED E&E	06.005	8754	2,000.00	919.73	---	1,080.27
<u>Division of Animal Health</u>						
Agriculture Fund (0133)						
ANIMAL HEALTH ADMIN PS	06.085	0245	788,101.00	738,172.25	---	49,928.75
ANIMAL HEALTH ADMIN E&E	06.085	8829	740,141.00	519,722.66	---	220,418.34
<u>Division of Grain Inspection and Warehousing</u>						
Agriculture Fund (0133)						
GRAIN REGULATORY SVS PS	06.095	6119	35,433.00	15,309.53	---	20,123.47
GRAIN REGULATORY SVS E&E	06.095	6120	11,211.00	7,545.37	---	3,665.63
<u>Division of Plant Industries</u>						
Agriculture Fund (0133)						
PLANT INDUSTRIES PRGM PS	06.105	0255	462,041.00	385,493.77	---	76,547.23
PLANT INDUSTRIES PRGM E&E	06.105	0259	720,918.00	314,383.07	---	406,534.93
GYPSY MOTH CNTRL PRGM	06.105	1825	60,000.00	---	---	60,000.00
GYPSY MOTH CNTRL PRGM PS	06.105	3559	30,181.00	13,206.00	---	16,975.00
GYPSY MOTH CNTRL PRGM E&E	06.105	3560	11,388.00	11,388.00	---	---
<u>Division of Weights and Measures</u>						
Agriculture Fund (0133)						
WEIGHTS & MEASURES E&E	06.110	2572	50,000.00	26,606.05	---	23,393.95
WEIGHTS & MEASURES PS	06.110	6662	37,336.00	21,552.23	---	15,783.77

Agric Business Development Division

Agriculture Fund (0133)

AGRI BUSINESS DEV PS	06.030	5279	20,863.00	12,183.42	---	8,679.58
AGRI BUSINESS DEV E&E	06.030	5280	459,041.00	336,866.96	---	122,174.04

Missouri State FairDepartment of Agriculture - Federal and
Other Fund (0133)

MSF-TORNADO SHELTERS/REST	19.010	8251	1,734,315.00	310,218.77	1,424,096.00	0.23
---------------------------	--------	------	--------------	------------	--------------	------

State Land Survey

Agriculture Fund (0133)

LAND SURVEY RESTOR PROJ	06.115	8831	60,000.00	---	---	60,000.00
-------------------------	--------	------	-----------	-----	-----	-----------

**DEPARTMENT OF INSURANCE,
FINANCIAL INSTITUTIONS AND
PROFESSIONAL REGISTRATION**

MDI Fund (0192)

HEALTH INSUR COUNSELING	07.435	0794	1,250,000.00	1,166,681.69	---	83,318.31
IMPLEMENT FED GRANTS PS	07.410	7885	466,212.00	140,297.84	---	325,914.16
IMPLEMENT FED GRANTS E&E	07.410	7886	64,511.00	11,719.91	---	52,791.09

DEPARTMENT OF ECONOMIC DEVELOPMENT

Job Development and Training Fund (0155)

DED LEASING	13.005	1980	1,123,768.00	847,365.05	---	276,402.95
DED STATE OWNED	13.010	7692	771,089.00	762,328.44	---	8,760.56

Energy Federal Fund (0866)

DED STATE OWNED	13.010	8841	54,739.00	54,215.16	---	523.84
-----------------	--------	------	-----------	-----------	-----	--------

Administrative Services

Economic Development - Community Development

Block Grant (Administration) Fund (0123)

ADMINISTRATIVE SVS PS	07.005	1018	47,633.00	21,977.25	---	25,655.75
ADMINISTRATIVE SVS E&E	07.005	2275	1,777.00	269.93	---	1,507.07

Job Development and Training Fund (0155)

ADMINISTRATIVE SVS PS	07.005	1019	1,055,560.00	695,917.38	---	359,642.62
ADMINISTRATIVE SVS E&E	07.005	2172	420,691.00	62,783.62	---	357,907.38

**STATE OF MISSOURI
SUMMARY OF APPROPRIATION ACTIVITY
GENERAL FUND - FEDERAL FUNDS
FOR THE APPROPRIATION YEAR 2015**

	H.B. No.	Appr. No.	Appropriations	Expenditures and Transfers Out	Reappropriations to 2016	Lapse of Appropriations
<u>Business and Community Services</u>						
Economic Development - Community Development Block Grant (Pass-through) Fund (0118)						
COMTY DEV BLOCK GRANT	07.045	2427	70,000,000.00	25,489,482.46	---	44,510,517.54
Economic Development - Community Development Block Grant (Administration) Fund (0123)						
MARKETING PS	07.015	2378	80,008.00	24,402.88	---	55,605.12
MARKETING E&E	07.015	2380	9,638.00	606.70	---	9,031.30
SALES PS	07.015	2399	52,780.00	20,989.18	---	31,790.82
SALES E&E	07.015	2400	2,721.00	102.16	---	2,618.84
FINANCE PS	07.015	2412	168,271.00	80,366.16	---	87,904.84
FINANCE E&E	07.015	2413	35,403.00	5,188.82	---	30,214.18
COMPLIANCE PS	07.015	2424	485,843.00	307,762.25	---	178,080.75
COMPLIANCE E&E	07.015	2425	202,489.00	28,672.55	---	173,816.45
DUE DILIGENCE OFFICE PS	07.020	8306	50,731.00	---	---	50,731.00
Economic Development Fund (0129)						
IDEA PROGRAM	07.050	8088	6,886,222.00	---	---	6,886,222.00
GROW MO PROGRAM	07.050	8089	2,500,000.00	226,292.70	---	2,273,707.30
Job Development and Training Fund (0155)						
MARKETING PS	07.015	2429	50,101.00	---	---	50,101.00
MO ECO RES INFO CNTR PS	07.015	3701	1,492,427.00	963,961.96	---	528,465.04
MO ECO RES INFO CNTR E&E	07.015	3702	302,933.00	67,991.19	---	234,941.81
Community Service Commission Fund (0197)						
MO COMMUNITY SVS COMM	07.080	2184	3,750,000.00	3,436,106.03	---	313,893.97
MO COMMUNITY SVS COMM PS	07.080	3642	194,815.00	155,428.64	---	39,386.36
<u>Workforce Development</u>						
Job Development and Training Fund (0155)						
WORKFORCE DEVELOPMENT PS	07.105	0584	18,961,361.00	10,053,903.79	---	8,907,457.21
JOB TRAINING	07.110	0585	76,859,293.00	45,746,042.50	---	31,113,250.50
TAA & JTPA PROGRAMS	07.110	0594	15,000,000.00	4,357,181.95	---	10,642,818.05
WORKFORCE DEVELOPMENT E&E	07.105	2190	4,018,529.00	1,457,025.75	---	2,561,503.25
WOMEN'S COUNCIL ADMIN PS	07.135	7040	57,030.00	57,030.00	---	---
WOMEN'S COUNCIL ADMIN E&E	07.135	7041	12,765.00	7,446.89	---	5,318.11
Show-Me Heroes Fund (0995)						
WORKFORCE DEVELOPMENT	07.105	3048	500,000.00	370,136.74	---	129,863.26

Public Service Commission

Federal Stimulus - Natural Resources Fund (2280)

PSC ENERGY EFFICIENT PS	07.175	8384	18,384.00	12,405.95	---	5,978.05
PSC ENERGY EFFICIENT E&E	07.175	8385	84,488.00	48,331.27	---	36,156.73

Division of Energy

Energy Federal Fund (0866)

ENERGY DIV OPERATING PS	07.150	8800	1,213,183.00	1,170,724.46	---	42,458.54
ENERGY DIV OPERATING E&E	07.150	8804	490,125.00	162,514.34	---	327,610.66
ENERGY EFFICIENT SERVICES	07.150	8808	10,000,000.00	4,943,211.22	---	5,056,788.78
ENERGY EFFICIENT SERV ENC	07.150	8809	12,000,000.00	---	---	12,000,000.00

Missouri Council on the Arts

Economic Development - Missouri Council on the Arts Fund (0138)

MO ARTS COUNCIL E&E	07.085	2188	632,514.00	380,590.73	---	251,923.27
MO ARTS COUNCIL PS	07.085	4357	343,288.00	209,478.60	---	133,809.40

DEPARTMENT OF ELEMENTARY AND SECONDARY EDUCATION

Vocational Rehabilitation Fund (0104)

DESE LEASING	13.005	1035	1,979,684.00	1,919,830.31	---	59,853.69
FED GRANTS & DONATIONS PS	02.060	1583	3,500.00	---	---	3,500.00
DESE STATE OWNED	13.010	7660	637,785.00	633,029.10	---	4,755.90
FED GRANTS & DONATIONS EE	02.060	9052	46,500.00	---	---	46,500.00

Elementary and Secondary Education Fund (0105)

DESE LEASING	13.005	1034	1,490.00	1,489.68	---	0.32
DESE STATE OWNED	13.010	7661	326,894.00	324,575.00	---	2,319.00
UNACCREDITED SCHL FUND BAL	02.022	9097	1.00	---	---	1.00

Assistive Technology Fund (0188)

DESE LEASING	13.005	2486	28,922.00	28,891.80	---	30.20
--------------	--------	------	-----------	-----------	-----	-------

Division of Financial and Administrative Services

Vocational Rehabilitation Fund (0104)

REFUNDS	02.010	8855	30,000.00	21,222.89	---	8,777.11
---------	--------	------	-----------	-----------	-----	----------

Elementary and Secondary Education Fund (0105)

SCHOOL NUTRITION SERVICES	02.045	0496	293,925,900.00	283,568,154.92	---	10,357,745.08
DIV OF GENERAL ADMIN PS	02.005	0538	1,899,527.00	1,603,590.99	---	295,936.01
DIV OF GENERAL ADMIN E&E	02.005	2296	691,084.00	560,184.48	---	130,899.52
REFUNDS	02.010	7893	40,000.00	1,265.45	---	38,734.55

**STATE OF MISSOURI
SUMMARY OF APPROPRIATION ACTIVITY
GENERAL FUND - FEDERAL FUNDS
FOR THE APPROPRIATION YEAR 2015**

	H.B. No.	Appr. No.	Appropriations	Expenditures and Transfers Out	Reappropriations to 2016	Lapse of Appropriations
<u>Division of Learning Services</u>						
Elementary and Secondary Education Fund (0105)						
CHILD CARE DEV TRAINING	02.075	0027	399,500.00	331,060.00	---	68,440.00
CHARTER SCHOOLS	02.135	0047	2,432,000.00	1,289,600.48	---	1,142,399.52
TITLE I IASA	02.105	0500	250,000,000.00	242,787,157.88	---	7,212,842.12
VOC ED-DISTRIBUTIONS	02.095	0513	23,500,000.00	18,236,366.06	---	5,263,633.94
EARLY GRADE LITERACY PRGM	02.040	0945	1.00	---	---	1.00
EARLY CHILDHOOD PROGRAM	02.075	0947	824,000.00	339,268.76	---	484,731.24
SCHOOL AGE AFTERSCHL PROG	02.080	0948	21,908,383.00	20,455,565.58	---	1,452,817.42
SPECIAL EDUCATION-GRANT	02.185	2265	274,873,391.00	223,896,047.15	---	50,977,343.85
TROOPS TO TEACHERS E&E	02.180	2435	153,610.00	26,926.40	---	126,683.60
FEDERAL REFUGEES	02.150	3033	300,000.00	185,279.75	---	114,720.25
MO HISTORY TEACHERS PRG	02.100	4162	543.00	---	---	543.00
FED GRANTS & DONATIONS	02.060	4206	9,635,221.00	682,668.10	---	8,952,552.90
FIRST STEPS	02.195	4580	10,993,757.00	8,395,860.16	---	2,597,896.84
OTHER FEDERAL GRANTS	02.110	4600	1,500,000.00	1,084,246.65	---	415,753.35
PERFORM BASED ASSESSMENT	02.085	5632	8,800,000.00	2,490,493.09	---	6,309,506.91
RURAL/LOW INC SCHL GRANTS	02.140	5875	3,500,000.00	2,735,002.77	---	764,997.23
LANGUAGE ACQUISITION	02.145	5876	5,200,000.00	5,199,737.97	---	262.03
AP/DUAL CREDIT	02.120	6102	315,875.00	149,300.00	---	166,575.00
TITLE II IMP TEACHER QLTY	02.130	6218	52,000,000.00	39,977,834.82	---	12,022,165.18
DIV OF LEARNING SRVS PS	02.070	7812	6,520,856.00	4,906,626.89	---	1,614,229.11
DIV OF LEARNING SRVS E&E	02.070	7813	3,679,393.00	2,465,847.20	---	1,213,545.80
ADULT ED & LITERACY	02.175	9428	9,999,155.00	8,483,373.71	---	1,515,781.29
<u>Office of Special Education</u>						
Elementary and Secondary Education Fund (0105)						
BOARD OPERATED PS	02.015	0020	704,721.00	109,436.59	---	595,284.41
BOARD OPERATED E&E	02.015	2301	4,001,668.00	2,448,380.25	---	1,553,287.75
BD OPERATING MEDICAID E&E	02.015	3574	1,000,000.00	---	---	1,000,000.00
Assistive Technology Fund (0188)						
MO ASSISTIVE TECH-PS	02.245	2346	232,418.00	174,294.93	---	58,123.07
MO ASSISTIVE TECH-EE	02.245	2350	570,138.00	282,001.31	---	288,136.69

Office of Vocational Rehabilitation

Vocational Rehabilitation Fund (0104)

VOCATIONAL REHAB GRANT	02.160	0507	42,660,946.00	34,719,563.31	---	7,941,382.69
DISABILITY DETERMIN GRANT	02.165	0512	21,000,000.00	18,000,983.31	---	2,999,016.69
ADULT LEARN&REHAB SERV PS	02.070	0523	27,776,137.00	27,400,708.03	---	375,428.97
VOC REHAB GRANT FROM DMH	02.160	1294	1,000,000.00	1,000,000.00	---	---
ADULT LEARN&REHAB SERV EE	02.070	2317	3,015,474.00	2,853,491.90	---	161,982.10
INDEPENDENT LIVING CNTRS	02.170	2808	1,292,546.00	1,285,325.88	---	7,220.12

DEPARTMENT OF HIGHER EDUCATION**Higher Education Administration**

Higher Education Fund (0116)

IMPROVE TEACHER GRNT PS	03.025	0795	37,841.00	31,922.20	---	5,918.80
IMPROVE TEACHER GRNT E&E	03.025	0796	6,000.00	6,000.00	---	---
IMPROVING TEACHER GRANT	03.025	1305	1,739,954.00	878,977.17	---	860,976.83
ACCESS CHALLENGE GRNT E&E	03.040	4457	259,306.00	48,292.58	---	211,013.42
ACCESS CHALLENGE GRNT	03.040	4460	2,740,694.00	150,634.15	---	2,590,059.85
FED GRANTS/DONATIONS E&E	03.030	5316	999,000.00	---	---	999,000.00
FED GRANTS/DONATIONS	03.030	6229	1,000.00	---	---	1,000.00

DEPARTMENT OF HEALTH AND SENIOR SERVICES

Health Fund (0143)

HEALTH LEASING	13.005	4182	2,065,028.00	1,982,396.68	---	82,631.32
REFUNDS	10.620	7330	100,000.00	22,510.71	---	77,489.29
HEALTH STATE OWNED	13.010	7758	963,380.00	956,546.00	---	6,834.00
DHSS - INSTITUTIONAL	13.015	8142	10,652.00	10,652.00	---	---

Office of the Director

Health Fund (0143)

OFC OF MINORITY HLTH PS	10.730	7146	61,705.00	24,225.99	---	37,479.01
OFC OF MINORITY HLTH E&E	10.730	7147	104,621.00	---	---	104,621.00
OFC WOMEN'S HEALTH PS	10.720	8171	194,638.00	177,195.77	---	17,442.23
OPCRH PS	10.720	8175	565,853.00	519,509.23	---	46,343.77
OPCRH E&E	10.720	8176	274,227.00	234,250.46	---	39,976.54
OPCRH PROGRAM	10.720	8183	978,866.00	831,654.06	---	147,211.94
SEXUAL VIOLNC VIC SVC E&E	10.720	8288	65,460.00	43,978.64	---	21,481.36
SEXUAL VIOLNC VICTIMS SVC	10.720	8289	776,674.00	522,357.02	---	254,316.98
DIRECTOR'S OFFICE PS	10.600	8445	1,504,368.00	1,320,978.37	---	183,389.63
DIRECTOR'S OFFICE E&E	10.600	8446	151,233.00	114,143.72	---	37,089.28

**STATE OF MISSOURI
SUMMARY OF APPROPRIATION ACTIVITY
GENERAL FUND - FEDERAL FUNDS
FOR THE APPROPRIATION YEAR 2015**

	H.B. No.	Appr. No.	Appropriations	Expenditures and Transfers Out	Reappropriations to 2016	Lapse of Appropriations
<u>Administration</u>						
Health Fund (0143)						
FEDERAL GRANTS E&E	10.625	2123	3,000,001.00	840,023.55	---	2,159,977.45
FEDERAL GRANTS PS	10.625	3946	100,458.00	17,431.00	---	83,027.00
ADMIN SHARED EXPENSES E&E	10.605	6806	65,277.00	28,949.93	---	36,327.07
DIVISION OF ADMIN PS	10.605	7695	2,385,062.00	2,322,475.91	---	62,586.09
DIVISION OF ADMIN E&E	10.605	7696	2,071,053.00	2,000,750.62	---	70,302.38
<u>Division of Community and Public Health</u>						
Health Fund (0143)						
DIV COMM&PUBLIC HLTH PS	10.700	1217	14,378,404.00	13,584,699.47	---	793,704.53
DIV COMM&PUBLIC HLTH E&E	10.700	1218	3,297,001.00	3,263,453.62	---	33,547.38
DIV COMM&PUBLIC HLTH PROG	10.710	1256	33,450,000.00	29,256,199.96	---	4,193,800.04
MEDICATIONS	10.710	1493	42,440,078.00	42,440,078.00	---	---
SUMMER FOOD SVS PRGM DIST	10.715	1662	12,000,000.00	11,504,506.92	---	495,493.08
DCPH MEDICAID PS	10.700	1964	1,314,933.00	1,259,310.08	---	55,622.92
DCPH MEDICAID E&E	10.700	1966	57,954.00	46,098.88	---	11,855.12
DCPH PROG MEDICAID	10.710	1974	250,980.00	222,335.33	---	28,644.67
BRAIN INJRY SVS MEDICAID	10.710	2002	790,328.00	159,228.67	---	631,099.33
MEDICAL LOAN PROGRAM	10.725	3934	174,446.00	174,446.00	---	---
PUBLIC HEALTH LAB PS	10.740	4174	713,932.00	707,187.23	---	6,744.77
PUBLIC HEALTH LAB E&E	10.740	4175	1,167,055.00	907,847.56	---	259,207.44
OFFICE OF EMERG COORD E&E	10.735	5641	16,570,116.00	10,953,165.45	---	5,616,950.55
OFFICE OF EMERG COORD PS	10.735	5903	1,947,816.00	1,680,041.80	---	267,774.20
WIC SUPP FOOD DISTRIBUT	10.715	7730	132,444,984.00	122,282,564.03	---	10,162,419.97
LOCAL PUBLIC HLT	10.705	8397	7,200,000.00	7,200,000.00	---	---
CHILD-ADULT CARE FOOD PRG	10.715	8456	55,735,867.00	49,988,363.29	---	5,747,503.71
<u>Division of Senior and Disability Services</u>						
Health Fund (0143)						
DIV SENIOR&DISABILITY PS	10.800	1260	3,123,601.00	2,972,012.22	---	151,588.78
DIV SENIOR&DISABILITY E&E	10.800	1261	436,917.00	240,658.67	---	196,258.33
DSDS MEDICAID PS	10.800	2012	7,038,504.00	6,839,354.46	---	199,149.54
DSDS MEDICAID E&E	10.800	2013	887,293.00	672,950.66	---	214,342.34
IN HOME SVS MEDICAID	10.815	2029	509,757,436.00	509,649,870.00	---	107,566.00
ALZHEIMER'S SERVICE	10.820	2909	367,000.00	---	---	367,000.00
ADULT PROTECTIVE SERV PRG	10.810	2980	667,028.00	32,669.75	---	634,358.25
AAA CONTRACTS	10.825	2981	35,000,000.00	29,785,025.77	---	5,214,974.23
HCBS REASSESSMENT	10.815	8256	850,000.00	696,812.82	---	153,187.18
HCBS REASSESSMENT PS	10.815	8824	650,000.00	649,999.47	---	0.53

Division of Regulation and Licensure

Health Fund (0143)

DIV OF REG&LICENSURE PS	10.900	1266	7,940,736.00	7,497,816.97	---	442,919.03
DIV OF REG&LICENSURE E&E	10.900	1269	785,837.00	780,840.66	---	4,996.34
CHILD CARE IMPROVE PRGM	10.905	1812	461,675.00	305,671.74	---	156,003.26
DRL MEDICAID PS	10.900	2018	3,846,869.00	3,795,411.15	---	51,457.85
DRL MEDICAID E&E	10.900	2021	297,187.00	290,321.88	---	6,865.12

DEPARTMENT OF TRANSPORTATION

Multimodal Operations Fund (0126)

FRINGES MULTIMODAL PS	04.405	0102	230,220.00	186,052.44	---	44,167.56
GRANTS-SEC 5303	04.480	0437	11,000,000.00	6,150,492.64	---	4,849,507.36
GRANTS-SEC 5309 (SEC 3)	04.475	1316	3,000,000.00	383,080.30	---	2,616,919.70
IMPROVED PASSENGER RAIL	04.490	1880	22,500,000.00	4,777,543.58	---	17,722,456.42
SUPPORT TO MULTIMODAL DIV	04.445	4272	83,500.00	47,818.47	---	35,681.53
FED RAIL PORT & FRT ASST	04.540	8158	1,000,000.00	---	---	1,000,000.00
BUS & BUS FAC TRNSIT GRNT	04.485	8249	4,000,000.00	---	---	4,000,000.00
CI GRANTS SEC 5310 (16)	04.460	8493	12,000,000.00	3,557,925.99	---	8,442,074.01
SMALL URBAN&RURAL TRAN	04.470	8726	27,000,000.00	22,445,824.11	---	4,554,175.89
STATE SAFETY OVERSIGHT	04.500	8785	505,962.00	32,441.58	---	473,520.42
MULTIMODAL OPS ADMIN PS	04.440	8901	308,846.00	300,956.73	---	7,889.27
MULTIMODAL OPS ADMIN E&E	04.440	8902	269,600.00	55,243.13	---	214,356.87
FEDERAL AVIATION ASSIST	04.530	8905	35,000,000.00	21,101,436.20	---	13,898,563.80

Transportation - Highway Safety Fund (0149)

MAINTENANCE PS	04.415	6309	311,266.00	248,479.15	---	62,786.85
MAINTENANCE E&E	04.415	6310	54,393.00	54,317.13	---	75.87
FRINGES MAINTENANCE PS	04.405	6312	230,885.00	161,436.00	---	69,449.00
HIGHWAY SAFETY GRANTS	04.415	6314	18,977,120.00	13,385,580.75	---	5,591,539.25

MCSAP/Division of Transportation Fund (0185)

MOTOR CARRIER SFTY ASSIST	04.415	6315	1,999,725.00	1,367,407.16	---	632,317.84
---------------------------	--------	------	--------------	--------------	-----	------------

DEPARTMENT OF LABOR AND INDUSTRIAL RELATIONS

Labor and Industrial Relations - Commission on Human Rights Fund (0117)

DOLIR LEASING	13.005	2464	6,148.00	6,078.53	---	69.47
DOLIR STATE OWNED	13.010	7714	34,793.00	34,547.00	---	246.00

Labor and Industrial Relations Administrative Fund (0122)

DOLIR STATE OWNED	13.010	7715	252,395.00	239,552.04	---	12,842.96
-------------------	--------	------	------------	------------	-----	-----------

**STATE OF MISSOURI
SUMMARY OF APPROPRIATION ACTIVITY
GENERAL FUND - FEDERAL FUNDS
FOR THE APPROPRIATION YEAR 2015**

	H.B. No.	Appr. No.	Appropriations	Expenditures and Transfers Out	Reappropriations to 2016	Lapse of Appropriations
Division of Labor Standards Fund (0186)						
DOLIR STATE OWNED	13.010	7721	4,725.00	4,692.00	---	33.00
Unemployment Compensation Administration Fund (0948)						
DOLIR LEASING	13.005	3233	75,854.00	67,226.52	---	8,627.48
DOLIR STATE OWNED	13.010	7723	917,100.00	910,595.00	---	6,505.00
<u>Labor Director and Administration</u>						
Labor and Industrial Relations Administrative Fund (0122)						
DIRECTOR AND STAFF PS	07.800	1869	2,536,779.00	2,390,236.07	---	146,542.93
DIRECTOR AND STAFF EE	07.800	1870	1,411,970.00	809,685.87	---	602,284.13
LIFE INSURANCE COSTS	07.800	2926	65,000.00	46,170.56	---	18,829.44
Unemployment Compensation Administration Fund (0948)						
DIRECTOR AND STAFF E&E	07.800	5834	1,450,000.00	156,965.45	---	1,293,034.55
<u>Division of Labor Standards</u>						
Division of Labor Standards Fund (0186)						
ON-SITE CONSULT/LS PS	07.825	5890	702,116.00	619,717.33	---	82,398.67
ON-SITE CONSULT/LS E&E	07.825	5891	290,893.00	145,971.18	---	144,921.82
MINE SAFETY TRNG PRGM PS	07.830	5892	182,558.00	43,973.99	---	138,584.01
MINE SAFETY TRNG PRGM E&E	07.830	5893	165,081.00	30,088.91	---	134,992.09
DLS ADMINISTRATION E&E	07.820	8676	32,670.00	---	---	32,670.00
<u>Division of Employment Security</u>						
Unemployment Compensation Administration Fund (0948)						
ADMIN EMP SEC PS	07.875	0694	23,414,267.00	17,713,576.42	---	5,700,690.58
ADMIN EMP SEC E&E	07.875	0696	8,247,871.00	1,125,082.86	---	7,122,788.14
EMPLOYMENT & TRAINING PAY	07.880	3910	11,000,000.00	9,658,306.63	---	1,341,693.37
<u>Commission on Human Rights</u>						
Labor and Industrial Relations - Commission on Human Rights Fund (0117)						
COMM ON HUMAN RIGHTS PS	07.900	5996	928,082.00	753,016.64	---	175,065.36
COMM ON HUMAN RIGHTS E&E	07.900	5998	202,984.00	142,881.96	---	60,102.04

Labor and Industrial Relations CommissionUnemployment Compensation Administration
Fund (0948)

INDUSTRIAL COMMISSION PS	07.815	3094	433,352.00	406,438.25	---	26,913.75
INDUSTRIAL COMMISSION E&E	07.815	3095	54,166.00	21,225.47	---	32,940.53

DEPARTMENT OF MENTAL HEALTHMental Health Intergovernmental Transfer
Fund (0147)

REFUNDS	10.030	4411	100.00	---	---	100.00
---------	--------	------	--------	-----	-----	--------

Mental Health Fund (0148)

REFUNDS	10.030	4406	250,000.00	2,820.00	---	247,180.00
MENTAL HEALTH STATE OWNED	13.010	7752	197,590.00	196,188.00	---	1,402.00

Office of the DirectorMental Health Intergovernmental Transfer
Fund (0147)

DMH INTERGOVERNMENTAL	10.060	5906	8,000,000.00	4,843,594.00	---	3,156,406.00
-----------------------	--------	------	--------------	--------------	-----	--------------

Mental Health Fund (0148)

DIRECTOR'S OFFICE PS	10.005	0670	89,130.00	42,275.49	---	46,854.51
DIRECTOR'S OFFICE E&E	10.005	2045	52,013.00	24,357.05	---	27,655.95
DMH FEDERAL FUND E&E	10.045	2049	2,461,728.00	1,077,861.38	---	1,383,866.62
STAFF TRAINING	10.025	2247	289,500.00	140,974.79	---	148,525.21
OPERATIONAL SUPPORT PS	10.020	5311	890,402.00	676,647.36	---	213,754.64
OPERATIONAL SUPPORT E&E	10.020	5312	737,078.00	581,359.92	---	155,718.08
DMH INTERGOVERNMENTAL	10.060	5905	12,900,000.00	8,209,871.00	---	4,690,129.00
HEALTHCARE TECHNOLOGY PS	10.020	6979	10,323.00	---	---	10,323.00
STAFF TRAINING PS	10.025	7025	179,318.00	146,393.76	---	32,924.24
CHILD SYSTEM OF CARE PS	10.050	7243	39,180.00	27,558.50	---	11,621.50
CHILD SYSTEM OF CARE E&E	10.050	7244	1,279,991.00	1,231,078.84	---	48,912.16
DMH FEDERAL FUND PS	10.045	9373	116,774.00	---	---	116,774.00

Division of Alcohol and Drug Abuse

Mental Health Fund (0148)

SHELTER PLUS CARE GRANTS	10.055	1681	10,943,496.00	10,943,496.00	---	---
ADA TREATMENT SVS E&E	10.110	2051	3,037,251.00	334,314.25	---	2,702,936.75
ADA ADMIN PS	10.100	2151	895,842.00	645,874.04	---	249,967.96
ADA ADMIN E&E	10.100	2152	180,565.00	117,131.94	---	63,433.06
PREVENTION & EDU SVS	10.105	2154	3,614,734.00	3,211,708.71	---	403,025.29
HOUSING FOR VETERANS	10.055	2781	715,000.00	715,000.00	---	---
SATOP	10.120	3899	407,458.00	53,074.00	---	354,384.00
PREVENTION & EDU SVS PS	10.105	4143	185,116.00	115,758.60	---	69,357.40
PREVENTION & EDU SVS E&E	10.105	4144	192,363.00	6,684.87	---	185,678.13
TOBACCO INVESTIGTNS PS	10.105	4145	19,802.00	---	---	19,802.00
TOBACCO INVESTIGTNS E&E	10.105	4146	103,622.00	---	---	103,622.00

**STATE OF MISSOURI
SUMMARY OF APPROPRIATION ACTIVITY
GENERAL FUND - FEDERAL FUNDS
FOR THE APPROPRIATION YEAR 2015**

	H.B. No.	Appr. No.	Appropriations	Expenditures and Transfers Out	Reappropriations to 2016	Lapse of Appropriations
ADA TREATMENT SERVICES	10.110	4149	28,209,004.00	18,288,805.68	---	9,920,198.32
ADA TREATMENT SVS PS	10.110	4150	815,967.00	667,790.68	---	148,176.32
COMMUNITY 2000	10.105	4650	2,121,484.00	1,522,900.99	---	598,583.01
SCHOOL BASED PREVENTION	10.105	4651	1,264,177.00	858,071.43	---	406,105.57
ADA FED MEDICAID	10.110	6677	33,824,967.00	27,246,546.07	---	6,578,420.93
ACCESS RECOVERY GRANT PS	10.110	7037	160,726.00	130,176.94	---	30,549.06
ACCESS RECOVERY GRANT E&E	10.110	7038	693,550.00	36,214.64	---	657,335.36
ACCESS RECOVERY TREATMENT	10.110	7039	3,825,740.00	1,056,220.20	---	2,769,519.80
SATOP PS	10.120	7246	21,150.00	3,079.04	---	18,070.96
ADA PREVENTION PS	10.105	7831	306,392.00	306,392.00	---	---
ADA PREVENTION E&E	10.105	7832	132,185.00	86,404.85	---	45,780.15
SATOP-MEDICAID	10.120	8791	487,025.00	---	---	487,025.00
<u>Division of Comprehensive Psychiatric Services</u>						
Mental Health Fund (0148)						
CTR FOR BEHAV MED PS	10.330	0208	243,270.00	182,275.42	---	60,994.58
METRO STL PSY CTR PS	10.320	0874	370,288.00	249,388.05	---	120,899.95
NW MO PSY REHAB CENTER PS	10.305	1003	790,079.00	504,590.35	---	285,488.65
STL PSY REHAB CTR PS	10.310	1004	433,595.00	404,742.38	---	28,852.62
ADULT COMMUNITY PRGM PS	10.210	1480	221,867.00	156,009.72	---	65,857.28
YOUTH COMMUNITY PRGM PS	10.225	1483	205,489.00	100,416.52	---	105,072.48
HOMELESS MENTALLY ILL	10.210	1686	964,080.00	703,051.15	---	261,028.85
CPS ADMIN PS	10.200	1846	627,317.00	447,304.78	---	180,012.22
CPS ADMIN E&E	10.200	1847	330,566.00	146,767.13	---	183,798.87
ADULT COMMUNITY PRGM E&E	10.210	2054	1,586,975.00	577,211.68	---	1,009,763.32
ADULT COMMUNITY PROGRAM	10.210	2055	38,532,257.00	21,420,158.22	---	17,112,098.78
YOUTH COMMUNITY PRGM E&E	10.225	2058	1,089,690.00	265,176.75	---	824,513.25
YOUTH COMMUNITY PROGRAM	10.225	2059	7,538,205.00	1,460,107.35	---	6,078,097.65
SUICIDE PREVENTION PS	10.200	2075	25,707.00	10,858.43	---	14,848.57
FORENSIC SUPPORT SVS PS	10.220	2630	4,295.00	4,290.38	---	4.62
SEMO MHC-SORTS PS	10.325	2631	28,115.00	28,114.67	---	0.33
FULTON HSP PHAR CONTR E&E	10.300	2634	223,224.00	223,224.00	---	---
NW MO PRC PHAR CONTR E&E	10.305	2635	105,903.00	105,903.00	---	---
STL PRC PHAR CONTR E&E	10.310	2636	93,210.00	93,210.00	---	---
SEMO MHC PHAR CONTR E&E	10.325	2638	219,538.00	219,538.00	---	---
CTR BEHAV MED PHAR CNT EE	10.330	2640	133,930.00	121,876.00	---	12,054.00
HAWTHORN CPH PHAR CNT E&E	10.335	2641	93,210.00	93,210.00	---	---
CTR FOR BEHAV MED E&E	10.330	2642	560,029.00	248,703.58	---	311,325.42

MEDICATION COST INCREASES	10.235	2767	916,243.00	148,316.97	---	767,926.03
HEALTHCARE TECHNOLOGY E&E	10.020	3628	506,650.00	475,633.00	---	31,017.00
SUICIDE PREVENTION E&E	10.200	4654	620,401.00	339,567.40	---	280,833.60
HAWTHORN PSY HOSPITAL PS	10.335	5567	1,745,025.00	1,745,025.00	---	---
HAWTHORN PSY HOSPITAL E&E	10.335	5568	98,999.00	98,999.00	---	---
ADULT CP FED MEDICAID	10.210	6678	160,196,869.00	131,306,313.93	---	28,890,555.07
YOUTH CP FED MEDICAID	10.225	6679	38,566,303.00	33,658,305.04	---	4,907,997.96
CPS FACILITY SUPPORT-E&E	10.205	6773	3,403,191.00	2,588,035.92	---	815,155.08
SOUTHEAST MO MHC PS	10.325	6938	290,230.00	290,230.00	---	---
SOUTHEAST MO MHC E&E	10.325	6939	106,921.00	---	---	106,921.00
COTTONWOOD TRMT CTR PS	10.340	7014	1,737,043.00	556,058.97	---	1,180,984.03
COTTONWOOD TRMT CTR E&E	10.340	7015	411,443.00	95,958.65	---	315,484.35
NW MO PSY REHAB OVERTIME	10.305	7189	11,355.00	11,355.00	---	---
STL PSY REHAB OVERTIME	10.310	7191	940.00	940.00	---	---
HAWTHORN HOSP OVERTIME	10.335	7194	7,291.00	7,291.00	---	---
COTTONWOOD TRMT OVERTIME	10.340	7196	1,130.00	---	---	1,130.00
METRO STL PSY OVERTIME	10.320	7198	1,154.00	1,154.00	---	---
FULTON STATE HOSPITAL PS	10.300	7356	948,197.00	894,302.01	---	53,894.99
FULTON STATE HOSPITAL E&E	10.300	7357	584,987.00	366,557.68	---	218,429.32
NW MO PSY REHAB CTR E&E	10.305	8285	61,440.00	---	---	61,440.00
STL PSY REHAB CTR E&E	10.310	8286	240.00	---	---	240.00
METRO STL PSY CTR E&E	10.320	8287	739.00	---	---	739.00
FORENSIC SUPPORT SVS E&E	10.220	8394	37,235.00	36,301.96	---	933.04
ADULT COM PRG SW	10.210	8928	265,377.00	253,305.12	---	12,071.88
ADULT COM PRG SW MEDICAID	10.210	8929	5,983,466.00	2,169,110.31	---	3,814,355.69

Division of Developmental Disabilities

Mental Health Fund (0148)

BELLEFONTAINE MEDICAID PS	10.555	0886	9,034,185.00	8,310,797.51	---	723,387.49
DD COMMUNITY PROGRAMS PS	10.410	1683	955,529.00	883,415.40	---	72,113.60
DD COMMUNITY PROGRAMS E&E	10.410	1684	180,049.00	140,727.19	---	39,321.81
DD ADMIN PS	10.400	1913	312,142.00	299,803.17	---	12,338.83
DD ADMIN E&E	10.400	1914	58,877.00	57,131.22	---	1,745.78
COMMUNITY PROGRAMS	10.410	1922	8,755,000.00	7,319,881.47	---	1,435,118.53
COMMUNITY PRG-MEDICAID MT	10.410	2074	28,816,772.00	13,742,939.54	---	15,073,832.46
DD COM SUP STAFF PS	10.415	2200	8,090,215.00	5,608,860.61	---	2,481,354.39
BELLEFONTAINE MEDICAID EE	10.555	2347	1,424,964.00	539,711.01	---	885,252.99
HIGGINSVILLE MEDICAID PS	10.560	3027	5,694,676.00	5,472,801.78	---	221,874.22
KANSAS CITY RO E&E	10.520	3028	107,478.00	85,369.70	---	22,108.30
SIKESTON RO E&E	10.540	3029	10,350.00	5,600.73	---	4,749.27
ST LOUIS RC E&E	10.550	3030	226,576.00	118,792.51	---	107,783.49
DEV DISABILITS GRANT PS	10.420	4163	384,775.00	331,699.43	---	53,075.57
DEV DISABILITS GRANT E&E	10.420	4164	1,171,512.00	879,451.42	---	292,060.58
MARSHALL HC MEDICAID PS	10.565	5535	9,057,154.00	6,320,941.52	---	2,736,212.48
ST LOUIS DDTC MEDICAID PS	10.575	5538	13,245,416.00	11,857,360.39	---	1,388,055.61
ST LOUIS DDTC MEDICAID EE	10.575	5543	1,363,777.00	226,140.35	---	1,137,636.65

**STATE OF MISSOURI
SUMMARY OF APPROPRIATION ACTIVITY
GENERAL FUND - FEDERAL FUNDS
FOR THE APPROPRIATION YEAR 2015**

	H.B. No.	Appr. No.	Appropriations	Expenditures and Transfers Out	Reappropriations to 2016	Lapse of Appropriations
DD FED MEDICAID	10.410	6680	494,994,352.00	444,028,154.97	---	50,966,197.03
ALBANY RO PS	10.500	7125	163,046.00	130,202.31	---	32,843.69
CENTRAL MO RO PS	10.505	7126	357,846.00	174,040.06	---	183,805.94
HANNIBAL RO PS	10.510	7127	144,589.00	55,095.18	---	89,493.82
JOPLIN RO PS	10.515	7128	115,992.00	92,396.09	---	23,595.91
KANSAS CITY RO PS	10.520	7129	1,058,430.00	668,909.84	---	389,520.16
KIRKSVILLE RO PS	10.525	7130	108,151.00	26,079.50	---	82,071.50
POPULAR BLUFF RO PS	10.530	7131	119,958.00	119,684.00	---	274.00
ROLLA RO PS	10.535	7132	237,038.00	203,641.59	---	33,396.41
SIKESTON RO PS	10.540	7133	116,701.00	91,128.71	---	25,572.29
SPRINGFIELD RO PS	10.545	7134	253,345.00	155,563.94	---	97,781.06
ST. LOUIS RO PS	10.550	7135	911,555.00	305,450.32	---	606,104.68
ALBANY RO E&E	10.500	7136	3,836.00	1,530.37	---	2,305.63
CENTRAL MO RO E&E	10.505	7137	76,478.00	57,982.66	---	18,495.34
HANNIBAL RC E&E	10.510	7138	9,178.00	8,560.52	---	617.48
JOPLIN RO E&E	10.515	7139	23,478.00	6,671.02	---	16,806.98
KIRKSVILLE RO E&E	10.525	7140	20,316.00	16,473.00	---	3,843.00
POPULAR BLUFF RO E&E	10.530	7141	17,232.00	13,844.02	---	3,387.98
ROLLA RO E&E	10.535	7142	13,539.00	13,539.00	---	---
SPRINGFIELD RO E&E	10.545	7143	18,030.00	3,131.51	---	14,898.49
NEVADA HC MEDICAID PS	10.570	7794	5,869,759.00	5,003,066.34	---	866,692.66
SE MO RES SVS MEDICAID PS	10.580	7795	4,515,159.00	4,414,665.30	---	100,493.70
SE MO RES OVERTIME MEDIC	10.580	7796	84,312.00	84,312.00	---	---
HIGGINSVILLE MEDICAID E&E	10.560	7841	550,807.00	463,937.24	---	86,869.76
NEVADA NC MEDICAID E&E	10.570	7842	439,918.00	439,918.00	---	---
SE MO RES SVS MEDICAID EE	10.580	7843	660,271.00	660,271.00	---	---
BELLEFONTAINE MED OVRTIME	10.555	7942	39,109.00	37,162.00	---	1,947.00
NW COMMUNITY SRVS MED-PS	10.560	7944	2,815,647.00	2,673,171.05	---	142,475.95
HIGGINSVILLE HC MED OVT	10.560	7947	93,237.00	88,595.72	---	4,641.28
MARSHALL HC MEDICAID E&E	10.565	7948	287,239.00	287,239.00	---	---
MARSHALL HC MEDICIAD OVT	10.565	7952	55,266.00	52,569.00	---	2,697.00
MARSHALL COMM MED SVS PS	10.565	8165	1,941,116.00	1,819,981.39	---	121,134.61

DEPARTMENT OF NATURAL RESOURCES

Natural Resources Fund (0140)

REFUND ACCOUNTS	06.315	2736	47,788.00	1,571.23	---	46,216.77
DNR LEASING	13.005	4306	295,658.00	295,415.49	---	242.51
DNR STATE OWNED	13.010	7689	224,999.00	192,167.52	---	32,831.48
DNR INTEGRATED DATA SYSTM	06.300	8948	383,980.00	---	---	383,980.00
Abandoned Mined Reclamation Fund (0697)						
REFUND ACCOUNTS	06.315	3545	165.00	---	---	165.00

Department Operations

Natural Resources Fund (0140)

DEPT OPERATIONS PS	06.200	1810	1,391,730.00	1,290,353.48	---	101,376.52
DEPT OPERATIONS E&E	06.200	1811	413,142.00	136,478.74	---	276,663.26

Water Resources Center

Natural Resources Fund (0140)

WATER RESOURCES PS	06.205	5247	368,875.00	200,609.77	---	168,265.23
WATER RESOURCES E&E	06.205	5248	184,570.00	145,042.17	---	39,527.83

Soil and Water Conservation Program

Natural Resources Fund (0140)

DEMONSTRATION PROJECTS	06.220	8046	1,000,000.00	68,486.02	---	931,513.98
------------------------	--------	------	--------------	-----------	-----	------------

Division of Environmental Quality

Natural Resources Fund (0140)

ENVIRONMENT EMERG RESPONS	06.225	1358	50,000.00	---	---	50,000.00
ENVIRONMENTAL QUALITY PS	06.225	1860	915,473.00	891,102.30	---	24,370.70
ENVIRONMENTAL QUALITY E&E	06.225	1871	337,118.00	69,199.66	---	267,918.34
TECHNCL ASSIST GRANTS DEQ	06.225	2231	999,812.00	251,755.00	---	748,057.00
LEAKING UNDRGRD STOR TANK	06.225	2506	420,000.00	75,700.76	---	344,299.24
WATER QUALITY STUDY GRANT	06.225	3476	11,750,000.00	6,018,122.41	---	5,731,877.59
REGIONAL OFFICES PS	06.225	5341	3,187,109.00	2,715,664.58	---	471,444.42
REGIONAL OFFICES E&E	06.225	5350	514,920.00	352,702.55	---	162,217.45
AIR POLLUTION CNTRL PS	06.225	5367	998,322.00	956,108.08	---	42,213.92
AIR POLLUTION CNTRL E&E	06.225	5372	452,580.00	66,301.65	---	386,278.35
HAZARDOUS WASTE PS	06.225	5376	3,752,894.00	3,494,790.06	---	258,103.94
HAZARDOUS WASTE E&E	06.225	5382	449,488.00	404,464.62	---	45,023.38
LAND RECLAMATION PS	06.225	5397	544,268.00	427,562.95	---	116,705.05
LAND RECLAMATION E&E	06.225	5402	105,694.00	70,758.41	---	34,935.59
ENVIRONMENTAL SVS PS	06.225	5408	1,532,388.00	1,299,436.78	---	232,951.22
ENVIRONMENTAL SVS E&E	06.225	5418	684,797.00	546,852.54	---	137,944.46
SOLID WASTE MGMT E&E	06.225	6058	200.00	---	---	200.00
WATER PROTECTION PRG PS	06.225	7173	2,927,241.00	2,554,868.26	---	372,372.74
WATER PROTECTION PRG E&E	06.225	7177	2,009,159.00	1,287,895.62	---	721,263.38
CLEANUP CONTROLLED SUBST	06.225	7182	150,000.00	135,845.14	---	14,154.86

**STATE OF MISSOURI
SUMMARY OF APPROPRIATION ACTIVITY
GENERAL FUND - FEDERAL FUNDS
FOR THE APPROPRIATION YEAR 2015**

	H.B. No.	Appr. No.	Appropriations	Expenditures and Transfers Out	Reappropriations to 2016	Lapse of Appropriations
AIR POLL CONTROL GRANTS	06.225	7452	2,600,000.00	932,077.04	---	1,667,922.96
ABANDNED MINE LAND RECLMT	06.225	7455	3,732,500.00	1,206,967.77	---	2,525,532.23
SMALL OPERATOR ASSIST	06.225	7606	10,000.00	---	---	10,000.00
SUPERFUND CLEANUP	06.225	8053	975,000.00	214,200.93	---	760,799.07
WATER QUALITY STUDY ENC	06.225	8536	25,000,000.00	---	---	25,000,000.00
AIR POLLUTION CONTROL ENC	06.225	8537	4,400,000.00	---	---	4,400,000.00
Abandoned Mined Reclamation Fund (0697)						
LAND RECLAMATION-EE	06.225	6879	13.00	---	---	13.00
<u>Missouri Geological Survey</u>						
Natural Resources Fund (0140)						
MGS OPERATIONS PS	06.260	2401	788,983.00	656,461.43	---	132,521.57
MGS OPERATIONS E&E	06.260	2408	294,233.00	129,865.69	---	164,367.31
<u>Missouri State Parks</u>						
Natural Resources Fund (0140)						
HISTORIC PRESERVATION PS	06.290	1883	397,193.00	347,270.14	---	49,922.86
HISTORIC PRESERVATION E&E	06.290	1884	50,026.00	36,260.53	---	13,765.47
STATE PARK OPERATION PS	06.285	1946	173,263.00	126,373.39	---	46,889.61
STATE PARK OPERATION E&E	06.285	1947	31,306.00	15,883.98	---	15,422.02
DNR SPENDING AUTHORITY	17.030	6600	3,182,432.44	1,031,852.86	2,150,579.00	0.58
STATE PARK GRANTS	06.285	7819	250,000.00	146,501.43	---	103,498.57
OUTDOOR RECREATION GRANTS	06.285	7821	3,600,000.00	2,993,435.48	---	606,564.52
HISTORIC PRESERV GRANTS	06.290	7822	600,000.00	284,461.76	---	315,538.24
OUTDOOR RECREATION ENC	06.285	8538	7,900,000.00	---	---	7,900,000.00
DNR CI SPENDING AUTHORITY	19.015	8563	1,000,000.00	49,530.00	49,530.00	900,940.00
DNR M&R SPENDING AUTHRITY	18.030	8590	1,800,000.00	---	---	1,800,000.00
<u>DEPARTMENT OF PUBLIC SAFETY</u>						
State Emergency Management Fund (0145)						
PUBLIC SAFETY LEASING	13.005	7470	3,910.00	3,793.36	---	116.64
PUBLIC SAFETY STATE OWNED	13.010	7729	18,700.00	1,993.32	---	16,706.68
Missouri Disaster Fund (0663)						
PUBLIC SAFETY STATE OWNED	13.010	9239	16,711.00	16,710.36	---	0.64
Justice Assistance Grant Program Fund (0782)						
PUBLIC SAFETY LEASING	13.005	4215	25,562.00	16,460.62	---	9,101.38

Office of the Director

Public Safety - Juvenile Accountability

Incentive Block Grant Fund (0121)

JUV JUS ACCTABILITY GRANT	08.015	1584	696,000.00	502,864.01	---	193,135.99
DIRECTOR ADMIN PS	08.005	1603	62,331.00	18,142.44	---	44,188.56
DIRECTOR ADMIN E&E	08.005	1604	13,320.00	1,280.64	---	12,039.36

Public Safety Fund (0152)

NARCOTICS CONTROL ASSIST	08.020	0961	180,000.00	96,359.34	---	83,640.66
VICTIM OF CRIME ACT	08.040	0962	9,000,000.00	7,039,437.45	---	1,960,562.55
JUV JUS DELINQUENCY PREV	08.010	1377	1,240,042.00	634,097.22	---	605,944.78
DIRECTOR ADMIN E&E	08.005	1429	743,286.00	345,808.85	---	397,477.15
VIOLENCE AGAINST WOMEN	08.045	2331	2,494,232.00	2,160,333.51	---	333,898.49
RESIDENTIAL SUBST ABUSE	08.065	3390	600,000.00	417,824.43	---	182,175.57
DIRECTOR ADMIN PS	08.005	4340	385,847.00	275,694.57	---	110,152.43
NATL FORENSIC IMPRV PRGM	08.055	6043	225,000.00	84,535.59	---	140,464.41
DIR ADMIN FED GRANTS PS	08.005	8638	45,000.00	---	---	45,000.00
DIR ADMIN FED GRANTS E&E	08.005	8639	4,955,000.00	---	---	4,955,000.00
HUMAN TRAFFICKING	08.045	9007	100,000.00	---	---	100,000.00

Labor and Industrial Relations - Crime Victims

Fund (0191)

CRIME VICTIMS COMP	08.050	4052	3,400,000.00	2,712,778.61	---	687,221.39
--------------------	--------	------	--------------	--------------	-----	------------

Public Safety - Homeland Security Fund (0193)

HOMELAND SECURITY GRNT PS	08.005	7115	2,010,272.00	999,332.26	---	1,010,939.74
HOMELAND SECURITY GRANTS	08.005	7116	36,000,000.00	20,062,353.59	---	15,937,646.41

Justice Assistance Grant Program Fund (0782)

DIRECTOR ADMIN PS	08.005	2248	303,334.00	269,039.31	---	34,294.69
DIRECTOR ADMIN E&E	08.005	2250	72,800.00	71,369.49	---	1,430.51
NARCOTICS CONTROL ASSIST	08.020	2251	4,500,000.00	4,148,864.26	---	351,135.74

State Highway Patrol

Public Safety Fund (0152)

HIGH INTSTY DRUG TRAFFG	08.080	0625	2,598,000.00	2,167,176.59	---	430,823.41
SHP TECHNICAL SERVICE PS	08.130	0629	469,368.00	223,708.39	---	245,659.61
SHP ACADEMY E&E	08.115	0972	59,655.00	27,721.60	---	31,933.40
VEH & DRIVER SAFETY E&E	08.120	0974	350,000.00	189,613.67	---	160,386.33
SHP ENFORCEMENT PS	08.090	1135	5,182,230.00	2,653,363.10	---	2,528,866.90
SHP ENFORCEMENT E&E	08.090	1140	5,852,940.00	1,465,924.27	---	4,387,015.73
SHP TECHNICAL SERVICE E&E	08.130	2284	4,995,285.00	1,820,684.51	---	3,174,600.49
FRINGE BENEFITS PS	08.085	4345	3,798,616.00	2,153,277.15	---	1,645,338.85
FRINGE BENEFITS E&E	08.085	4348	156,492.00	34,923.00	---	121,569.00
STATE WATER PATROL E&E	08.095	5674	2,226,991.00	2,198,659.06	---	28,331.94
ST HWY PATROL LEASING	13.005	7879	7,688.00	5,791.07	---	1,896.93
SHP ADMIN PS	08.080	8402	46,949.00	24,965.23	---	21,983.77
STATE WATER PATROL PS	08.095	8414	272,730.00	235,462.89	---	37,267.11
CRIME LABS PS	08.110	9478	117,157.00	79,348.25	---	37,808.75
CRIME LABS E&E	08.110	9479	900,000.00	415,518.58	---	484,481.42

**STATE OF MISSOURI
SUMMARY OF APPROPRIATION ACTIVITY
GENERAL FUND - FEDERAL FUNDS
FOR THE APPROPRIATION YEAR 2015**

	H.B. No.	Appr. No.	Appropriations	Expenditures and Transfers Out	Reappropriations to 2016	Lapse of Appropriations
Federal Drug Seizure Fund (0194)						
ST HWY PATROL LEASING	13.005	0810	82,220.00	74,226.86	---	7,993.14
SHP ENFORCEMENT E&E	08.090	7183	1,043,448.00	314,528.56	---	728,919.44
STATE WATER PATROL E&E	08.095	7184	16,499.00	---	---	16,499.00
<u>Alcohol and Tobacco Control</u>						
Public Safety Fund (0152)						
ALCOHOL & TOBACCO CNTR PS	08.145	3088	101,563.00	15,149.28	---	86,413.72
ALCOHOL & TOBACCO CNTR EE	08.145	3089	63,442.00	35,494.42	---	27,947.58
<u>Adjutant General</u>						
Adjutant General Fund (0190)						
A G FIELD SUPPORT PS	08.250	0909	99,352.00	---	---	99,352.00
NATIONAL GUARD LEASING	13.025	3195	1,657,112.00	311,198.48	---	1,345,913.52
CONTRACT SERVICES PS	08.270	6463	12,378,249.00	8,134,329.12	---	4,243,919.88
CONTRACT SERVICES E&E	08.270	6464	12,935,111.00	9,082,295.32	---	3,852,815.68
CONTRACT SERVICES REFUNDS	08.270	6465	865,546.00	134,000.42	---	731,545.58
ADJ GN M&R NAT GUARD FAC	17.110	6581	2,265,476.87	1,897,062.01	---	368,414.86
ADJ GN NAT GUARD FAC STW	17.115	6582	10,948,272.30	10,450,790.09	---	497,482.21
A G FIELD SUPPORT E&E	08.250	7277	98,417.00	94,215.72	---	4,201.28
ADJ GEN ENVIR COMPLIAN-10	17.105	7791	112,754.81	83,959.00	---	28,795.81
ADJ GEN D&C NATGD FAC STW	19.050	8573	9,914,039.78	5,128,920.17	2,611,025.00	2,174,094.61
ADJ GEN M&R NAT GUARD FAC	18.045	8631	18,338,629.80	5,612,249.94	12,468,386.00	257,993.86
Federal Drug Seizure Fund (0194)						
A G ADMIN E&E	08.235	7185	120,000.00	45,560.96	---	74,439.04
Federal Stimulus-Public Safety National Guard Fund (2287)						
CONTRACT SERVICES REFUNDS	08.270	9165	15.00	14.20	---	0.80
<u>State Emergency Management Agency</u>						
Health Fund (0143)						
CERT PS	08.280	8789	1,128,247.00	783,528.07	---	344,718.93
CERT E&E	08.280	8790	120,000.00	90,154.61	---	29,845.39
State Emergency Management Fund (0145)						
MERC DISTRIBUTIONS	08.285	0648	694,890.00	483,260.76	---	211,629.24
SEMA GRANT	08.290	1235	12,499,853.00	8,858,884.41	---	3,640,968.59
A G SEMA PS	08.280	1238	1,278,710.00	1,256,382.96	---	22,327.04
A G SEMA E&E	08.280	6466	852,057.00	663,652.76	---	188,404.24

Missouri Disaster Fund (0663)							
AG SEMA PS	08.280	8253	268,473.00	222,870.45	---	45,602.55	
AG SEMA E&E	08.280	8254	5,950.00	98.59	---	5,851.41	
SEMA GRANT	08.290	8415	204,796,216.00	125,889,418.66	---	78,906,797.34	

Missouri Veterans Commission

Missouri Veterans Commission - Federal Fund (0184)

MVC CRITICAL CI PROJECTS	17.100	8077	2,382,462.69	---	---	2,382,462.69
STL VETS STORAGE BLDG	19.035	8569	729,872.00	---	729,872.00	---
ELEC MEDICAL RECORDS	19.040	8571	1,601,600.00	---	1,601,600.00	---
MVC CAMERON M&R PROJECTS	18.040	8621	342,742.00	---	342,742.00	---
MVC CAPE GIRARDEAU M&R	18.040	8623	2,688,675.00	---	2,688,675.00	---
MVC MEXICO M&R PROJECTS	18.040	8625	517,317.00	---	517,317.00	---
MVC ST JAMES M&R PROJES	18.040	8627	4,205,157.00	---	4,205,157.00	---
MVC WARRNSBG NURSE & FIRE	18.040	8629	986,847.00	494,470.60	492,376.00	0.40
ANTI WANDER SYSTEMS	19.045	8635	1,601,600.00	494,312.36	1,107,287.00	0.64

DEPARTMENT OF REVENUE

Legal Services

Revenue - Federal Fund (0132)

LEGAL SERV E&E	04.020	1741	211,154.00	62,824.83	---	148,329.17
LEGAL SERV PS	04.020	6733	207,365.00	79,959.43	---	127,405.57

Administration Division

Revenue - Federal Fund (0132)

ADMINISTRATION PS	04.025	3644	52,885.00	34,922.09	---	17,962.91
ADMINISTRATION E&E	04.025	3645	3,470,006.00	2,325,815.82	---	1,144,190.18

Motor Vehicle and Driver Licensing Division

Revenue - Federal Fund (0132)

MV/DL PS	04.015	1712	2,679.00	---	---	2,679.00
MV/DL E&E	04.015	1713	160,776.00	---	---	160,776.00

DEPARTMENT OF SOCIAL SERVICES

Third Party Liability Collections Fund (0120)

SOCIAL SRVS STATE OWNED	13.010	7760	14,722.00	14,613.48	---	108.52
-------------------------	--------	------	-----------	-----------	-----	--------

Family Services Donations Fund (0167)

FED GRANTS & DONATIONS	11.010	9946	33,999.00	---	---	33,999.00
------------------------	--------	------	-----------	-----	-----	-----------

Temporary Assistance for Needy Families Fund (0199)

SOCIAL SRVS STATE OWNED	13.010	7762	136,619.00	117,967.32	---	18,651.68
-------------------------	--------	------	------------	------------	-----	-----------

**STATE OF MISSOURI
SUMMARY OF APPROPRIATION ACTIVITY
GENERAL FUND - FEDERAL FUNDS
FOR THE APPROPRIATION YEAR 2015**

	H.B. No.	Appr. No.	Appropriations	Expenditures and Transfers Out	Reappropriations to 2016	Lapse of Appropriations
Social Services and Other Sources Fund (0610)						
SOCIAL SERVICES LEASING	13.005	1435	5,289,484.00	4,927,134.59	---	362,349.41
SOCIAL SRVS STATE OWNED	13.010	7764	593,576.00	586,894.15	---	6,681.85
OPERATIONAL M&R	17.005	8023	95,951.00	9,686.81	---	86,264.19
OPERATIONAL M&R	18.010	8579	267,347.34	34,182.50	94,921.00	138,243.84
<u>Office of the Director</u>						
Social Services and Other Sources Fund (0610)						
OFFICE OF DIRECTOR PS	11.005	2956	143,447.00	143,447.00	---	---
HUMAN RESOURCE CENTER PS	11.015	2996	196,818.00	195,450.60	---	1,367.40
HUMAN RESOURCE CENTER E&E	11.015	2997	35,889.00	30,360.07	---	5,528.93
OFFICE OF DIRECTOR E&E	11.005	3065	1,197.00	1,144.45	---	52.55
MO MEDICAID AUD & COMP PS	11.020	8028	1,571,468.00	1,262,990.67	---	308,477.33
MO MEDICAID AUD & COMP EE	11.020	8030	860,039.00	3,055.27	---	856,983.73
SYSTEMS MANAGEMENT	11.025	8794	3,969,576.00	1,230,603.54	---	2,738,972.46
FED GRANTS & DONATIONS	11.010	9942	9,243,552.00	381,519.23	---	8,862,032.77
DYS Child Benefits Fund (0727)						
FED GRANTS & DONATIONS	11.010	9196	200,000.00	14,978.59	---	185,021.41
<u>Division of Finance and Administrative Services</u>						
Pharmacy Rebates Fund (0114)						
RECPT & DISBRSM T REFUNDS	11.050	6932	25,000.00	90.59	---	24,909.41
Third Party Liability Collections Fund (0120)						
RECPT & DISBRSM T REFUNDS	11.050	6930	369,000.00	368,221.93	---	778.07
Title XIX Fund (0163)						
RECPT & DISBRSM T REFUNDS	11.050	6929	6,561,712.00	6,561,542.64	---	169.36
Federal and Other Fund (0189)						
RECPT & DISBRSM T REFUNDS	11.050	6348	513,920.00	451,703.30	---	62,216.70
Temporary Assistance for Needy Families Fund (0199)						
RECPT & DISBRSM T REFUNDS	11.050	6927	27,000.00	1,210.98	---	25,789.02
REVENUE MAXIMATION TANF	11.045	8388	100,000.00	17,205.00	---	82,795.00
Social Services and Other Sources Fund (0610)						
FINANCE & ADMIN SRVS PS	11.040	3117	1,056,729.00	1,021,740.95	---	34,988.05
FINANCE & ADMIN SRVS E&E	11.040	3118	249,144.00	149,690.48	---	99,453.52
REVENUE MAXIMATION E&E	11.045	6169	5,150,000.00	---	---	5,150,000.00
RECPT & DISBRSM T REFUNDS	11.050	6926	4,950,000.00	181,164.89	---	4,768,835.11
Federal Stimulus - Social Services Fund (2292)						
RECPT & DISBRSM T REFUNDS	11.050	9997	2,368.00	2,229.07	---	138.93

Division of Legal Services

Third Party Liability Collections Fund (0120)

LEGAL SERVICES PS	11.060	1009	572,943.00	567,522.80	---	5,420.20
LEGAL SERVICES E&E	11.060	1011	114,724.00	31,998.95	---	82,725.05

Social Services and Other Sources Fund (0610)

LEGAL SERVICES PS	11.060	2964	3,075,850.00	3,033,301.17	---	42,548.83
LEGAL SERVICES E&E	11.060	2965	665,910.00	377,836.42	---	288,073.58

Family Support Division

Family Services Donations Fund (0167)

SVS FOR VISUALLY IMPAIRED	11.165	4854	99,995.00	---	---	99,995.00
POLK COUNTY TRUST	11.085	8462	10,000.00	8,676.91	---	1,323.09

Temporary Assistance for Needy Families Fund (0199)

ADOLESCENT PROGRAM	11.100	3208	600,000.00	300,000.00	---	300,000.00
TEMPORARY ASSISTANCE	11.110	3597	129,960,844.00	106,669,289.85	---	23,291,554.15
COMMUNITY WORK SUPPORT	11.110	3616	3,900,000.00	---	---	3,900,000.00
FAMIS	11.090	4040	1,084,032.00	612,813.55	---	471,218.45
COMMUNITY PARTNERSHIP	11.100	5652	4,081,624.00	4,039,092.28	---	42,531.72
FAMILY SUPPORT ADMIN PS	11.065	6271	631,702.00	629,201.13	---	2,500.87
FAMILY SUPPORT ADMIN E&E	11.065	6272	1,906,084.00	1,906,084.00	---	---
IM FIELD STAFF/OPS PS	11.070	6282	19,561,005.00	19,560,079.83	---	925.17
IM FIELD STAFF/OPS E&E	11.070	6283	2,654,182.00	2,654,182.00	---	---
EBT E&E	11.080	8258	146,888.00	---	---	146,888.00
TANF DOMESTIC VIOLENCE	11.155	8782	1,600,000.00	1,514,395.60	---	85,604.40
EMRGNCY SHLTR DV VICTIMS	11.156	9013	562,137.00	548,547.07	---	13,589.93
MO MENTORING	11.110	9166	508,700.00	459,815.85	---	48,884.15

Social Services and Other Sources Fund (0610)

FOOD DISTRIBUTION PRGM	11.145	0179	1,500,000.00	1,362,201.34	---	137,798.66
SVS FOR VISUALLY IMPAIRED	11.165	1416	6,372,075.00	4,008,676.46	---	2,363,398.54
BLIND ADMIN PS	11.160	1462	2,993,005.00	2,664,638.00	---	328,367.00
BLIND ADMIN E&E	11.160	1466	743,274.00	406,802.96	---	336,471.04
REFUGEE ASSISTANCE	11.130	3159	3,806,226.00	1,966,466.58	---	1,839,759.42
COMMUNITY SVS BLOCK GRANT	11.135	4499	19,637,000.00	18,565,126.75	---	1,071,873.25
ENERGY ASSISTANCE	11.150	4860	107,547,867.00	68,427,532.93	---	39,120,334.07
EBT E&E	11.080	5257	1,399,859.00	1,399,859.00	---	---
COMMUNITY PARTNERSHIP	11.100	5653	3,402,175.00	3,402,175.00	---	---
MO MENTORING PARTNERSHIP	11.100	5824	935,000.00	719,198.81	---	215,801.19
CSE FIELD STAFF/OPS PS	11.175	6263	18,868,746.00	17,129,174.33	---	1,739,571.67
CSE FIELD STAFF/OPS E&E	11.175	6264	5,709,213.00	5,199,449.52	---	509,763.48
FAMILY SUPPORT ADMIN PS	11.065	6273	4,615,883.00	4,597,946.10	---	17,936.90
FAMILY SUPPORT ADMIN E&E	11.065	6274	12,031,678.00	6,843,386.44	---	5,188,291.56
IM FIELD STAFF/OPS PS	11.070	6285	32,027,209.00	32,020,447.24	---	6,761.76
IM FIELD STAFF/OPS E&E	11.070	6286	8,050,631.00	8,050,628.00	---	3.00
FAMILY SUP STAFF TRNG	11.075	6291	133,974.00	119,692.01	---	14,281.99

**STATE OF MISSOURI
SUMMARY OF APPROPRIATION ACTIVITY
GENERAL FUND - FEDERAL FUNDS
FOR THE APPROPRIATION YEAR 2015**

	H.B. No.	Appr. No.	Appropriations	Expenditures and Transfers Out	Reappropriations to 2016	Lapse of Appropriations
CSE COUNTY REIMBURSEMENT	11.180	7548	14,886,582.00	14,886,582.00	---	---
DISTRIBUTION PASS THROUGH	11.185	7549	86,500,000.00	43,766,679.01	---	42,733,320.99
FOOD NUTRITION & EMP TRNG	11.105	7658	12,981,261.00	9,982,862.77	---	2,998,398.23
BUSINESS ENTERPRISES	11.170	7901	32,922,976.00	26,600,123.92	---	6,322,852.08
ELGBLTY & ENRLLMNT SYS PS	11.095	8311	3,441,326.00	---	---	3,441,326.00
EMERGENCY SOLUTIONS PROG	11.140	8400	2,630,000.00	2,260,099.15	---	369,900.85
ELGBLTY & ENRLLMNT SYS EE	11.095	9075	60,018,305.00	14,143,199.55	---	45,875,105.45
LIHEAP WEATHERIZATION	11.150	9164	7,000,000.00	5,656,342.38	---	1,343,657.62
FAMIS	11.090	9326	2,138,339.00	638,339.00	---	1,500,000.00
DOMESTIC VIOLENCE	11.155	9818	2,116,524.00	2,113,368.51	---	3,155.49
<u>Children's Division</u>						
Third Party Liability Collections Fund (0120)						
CHILDREN'S ADMIN E&E	11.195	6300	50,000.00	---	---	50,000.00
Temporary Assistance for Needy Families Fund (0199)						
PURCHASE OF CHILD CARE	11.285	0180	13,691,892.00	---	---	13,691,892.00
CHILDREN'S TREATMENT SVS	11.210	1611	1,573,418.00	1,361,795.04	---	211,622.96
RESIDENTIAL TREATMENT SVS	11.220	1612	1,366,385.00	1,366,385.00	---	---
HOME VISITATION	11.110	9202	1,190,000.00	725,738.52	---	464,261.48
Social Services and Other Sources Fund (0610)						
RESIDENTIAL TREATMENT SVS	11.220	0034	26,190,060.00	25,655,560.00	---	534,500.00
CHILD ASSESSMENT CENTERS	11.255	0937	800,000.00	800,000.00	---	---
CASE MANAGEMENT CONTRACTS	11.235	1051	15,321,233.00	15,321,233.00	---	---
IV-E AUTH JUVENILE COURT	11.260	1737	400,000.00	66,826.35	---	333,173.65
PURCHASE OF CHILD CARE	11.285	3593	102,714,215.00	88,564,450.55	---	14,149,764.45
ADOPTION RESOURCE CENTERS	11.245	4359	200,000.00	200,000.00	---	---
FOSTER CARE	11.220	4858	21,858,440.00	21,809,538.29	---	48,901.71
ADOP/GUARDIANSHIP SUBSIDY	11.240	5702	22,269,509.00	22,269,509.00	---	---
CHILDREN'S ADMIN PS	11.195	6296	3,209,913.00	3,044,408.65	---	165,504.35
CHILDREN'S ADMIN E&E	11.195	6297	2,674,579.00	2,670,441.91	---	4,137.09
CHILD FIELD STAFF/OPS PS	11.200	6303	44,697,294.00	44,695,578.03	---	1,715.97
CHILD FIELD STAFF/OPS E&E	11.200	6304	5,055,048.00	5,054,487.68	---	560.32
CHILDREN'S STAFF TRNG	11.205	6308	373,769.00	162,278.35	---	211,490.65
CHILD ABUSE/NEGLECT GRANT	11.270	6375	188,316.00	184,260.44	---	4,055.56
TRANSITIONAL LIVING	11.250	6868	821,303.00	386,406.51	---	434,896.49
CHILDREN'S TREATMENT CPT	11.210	7069	630,000.00	521,387.30	---	108,612.70
INDEPENDENT LIVING	11.250	7560	2,999,900.00	2,114,788.85	---	885,111.15
EDUCAT TRAINING VOUCHER	11.230	7932	1,050,000.00	917,882.56	---	132,117.44

FOSTER PARENT TRAINING	11.225	8141	172,920.00	123,630.97	---	49,289.03
IV-E AUTHORITY-CASAs	11.265	8261	200,000.00	22,515.40	---	177,484.60
FC PSYCHOTROPIC TRKG SYS	11.220	8333	375,000.00	---	---	375,000.00
HANDS UP PILOT PROGRAM	11.285	8342	60,000.00	---	---	60,000.00
PURCHASE OF CHILD CARE PS	11.285	8363	512,688.00	512,684.53	---	3.47
HEAD START COLLABORATION	11.280	8474	300,000.00	194,033.58	---	105,966.42
RECRUIT & RETENT PROG E&E	11.200	8702	793,132.00	793,132.00	---	---
ADOPT RES CTR-JC & SPGFLD	11.245	8768	300,000.00	295,053.87	---	4,946.13
EXTREME RECRUITMENT PROGM	11.245	8772	600,000.00	600,000.00	---	---
CHILDREN'S TREATMENT SVS	11.210	9318	6,206,278.00	6,206,216.00	---	62.00
<u>Division of Youth Services</u>						
Social Services and Other Sources Fund (0610)						
YOUTH SERVICES ADMIN PS	11.290	2966	521,452.00	507,229.50	---	14,222.50
YOUTH SERVICES ADMIN E&E	11.290	2968	107,981.00	107,927.27	---	53.73
YOUTH TREATMENT PRGM PS	11.295	2969	23,123,881.00	21,577,819.60	---	1,546,061.40
YOUTH TREATMENT PRGM E&E	11.295	2970	6,522,500.00	6,257,762.02	---	264,737.98
SOCIAL SERVICES INSTIT	13.015	7770	769,092.00	769,092.00	---	---
<u>MO HealthNet Division</u>						
Pharmacy Rebates Fund (0114)						
PHARMACY	11.440	1394	196,397,118.00	196,397,118.00	---	---
CHILDREN'S HLTH INS PRGM	11.555	2870	581,199.00	581,199.00	---	---
Third Party Liability Collections Fund (0120)						
MO HEALTHNET ADMIN PS	11.400	1387	388,427.00	366,871.69	---	21,555.31
MO HEALTHNET ADMIN E&E	11.400	1388	488,041.00	488,041.00	---	---
TPL CONTRACTS	11.415	1393	3,000,000.00	2,705,181.99	---	294,818.01
CLINICAL SRVC MGMT	11.405	6904	924,911.00	892,585.30	---	32,325.70
NURSING FACILITIES	11.475	6953	2,592,981.00	2,592,981.00	---	---
PHARMACY	11.440	6995	4,217,574.00	4,217,574.00	---	---
PHYSICIAN RELATED PROF	14.152	6996	6,500,000.00	6,500,000.00	---	---
Title XIX Fund (0163)						
MANAGED CARE	11.505	1784	769,764,772.00	758,449,349.08	---	11,315,422.92
HOME HEALTH	11.475	1798	5,148,490.00	5,148,490.00	---	---
PHARMACY	11.440	2526	673,593,927.00	673,593,927.00	---	---
WOMEN'S HEALTH SRVC	11.550	2530	9,281,097.00	6,527,863.76	---	2,753,233.24
CHILDREN'S HLTH INS PRGM	11.555	2867	134,009,604.00	103,215,829.75	---	30,793,774.25
NEMT-OTHER DEPARTMENTS	11.490	3453	6,460,100.00	4,067,800.49	---	2,392,299.51
PACE	11.475	4423	4,416,247.00	4,416,247.00	---	---
IGT SAFETY NET HOSPITALS	11.540	5183	127,405,968.00	51,253,024.26	---	76,152,943.74
NON-EMERGENCY TRANSPORT	11.490	5929	22,080,620.00	22,080,620.00	---	---
SCHOOL DISTRICT CLAIMING	11.595	6226	54,653,770.00	29,176,742.74	---	25,477,027.26
HOSPITAL CARE	11.510	6471	511,779,850.00	511,659,686.27	---	120,163.73
NURSING FACILITIES	11.475	6473	353,057,729.00	353,057,729.00	---	---
PHYS PYMTS SAFETY NET	11.515	6660	8,000,000.00	8,000,000.00	---	---

**STATE OF MISSOURI
SUMMARY OF APPROPRIATION ACTIVITY
GENERAL FUND - FEDERAL FUNDS
FOR THE APPROPRIATION YEAR 2015**

	H.B. No.	Appr. No.	Appropriations	Expenditures and Transfers Out	Reappropriations to 2016	Lapse of Appropriations
MONITORING PROGRAM	11.510	6739	200,000.00	200,000.00	---	---
PAGER PILOT	11.510	6745	215,000.00	215,000.00	---	---
IGT DMH MEDICAID PROGRAM	11.545	7170	194,011,173.00	194,011,173.00	---	---
FQHC DISTRIBUTION	11.520	7933	7,629,690.00	4,309,048.95	---	3,320,641.05
IGT HEALTH CARE HOME	11.525	8109	6,000,000.00	---	---	6,000,000.00
PHYSICIAN RELATED PROF	11.460	8197	461,728,537.00	458,045,346.87	---	3,683,190.13
DENTAL	11.465	8199	41,033,127.00	9,447,733.13	---	31,585,393.87
PREMIUM PAYMENTS	11.470	8201	129,405,291.00	124,358,199.16	---	5,047,091.84
REHAB & SPECIALTY SVS	11.490	8205	178,484,040.00	148,268,801.64	---	30,215,238.36
SUPPL PYMTS PUBLIC FACLT Y	11.485	8236	5,809,488.00	---	---	5,809,488.00
SUPPL PMTS PRIVATE FACLT Y	11.485	8238	4,636,676.00	---	---	4,636,676.00
PUBLIC FACLT Y PASSTHROUGH	11.485	8240	17,946,847.00	---	---	17,946,847.00
HOSPITAL HEALTH HOMES	11.525	8260	900,000.00	900,000.00	---	---
RURAL HLTH CLINIC DENTAL	11.465	8710	750,000.00	---	---	750,000.00
GROUND AMBULANCE	11.505	8713	1,537,928.00	---	---	1,537,928.00
FOSTER KIDS HEALTH HOME	11.527	8986	2,250,000.00	---	---	2,250,000.00
ASTHMA SERVICES	11.528	8988	4,716,297.00	---	---	4,716,297.00
COMPLEX REHAB TECH PRDCTS	11.492	8996	8,017,690.00	6,151,073.55	---	1,866,616.45
REGIONAL CARE COORDINATN	11.529	8998	4,500,000.00	---	---	4,500,000.00
IGT DMH MEDICAID PROGRAM	11.540	9998	2,099,780.00	---	---	2,099,780.00
Social Services and Other Sources Fund (0610)						
MO HEALTHNET ADMIN E&E	11.400	0215	3,390,526.00	3,250,869.43	---	139,656.57
WOMEN & MINORITY OUTREACH	11.410	1391	568,625.00	546,125.00	---	22,500.00
TPL CONTRACTS	11.415	1392	3,000,000.00	2,705,181.96	---	294,818.04
INFORMATION SYSTEMS	11.420	1439	31,666,963.00	30,144,657.68	---	1,522,305.32
INFO SYS MMIS EE	11.420	4192	12,033,387.00	3,415,265.79	---	8,618,121.21
MO HEALTHNET ADMIN PS	11.400	6378	5,388,732.00	5,321,589.62	---	67,142.38
CLINICAL SRVC MGMT	11.405	6767	12,214,032.00	11,845,641.09	---	368,390.91
MONEY FOLLOWS THE PERSON	11.430	8398	532,549.00	326,350.99	---	206,198.01
ADLT MEDICAID QUALTY GRNT	11.435	8399	1,000,000.00	464,429.38	---	535,570.62
Federal Stimulus - Social Services Fund (2292)						
HEALTH TECH INCENTIVES	11.425	7962	85,000,000.00	39,334,320.32	---	45,665,679.68
<u>DEPARTMENT OF CORRECTIONS</u>						
<u>Office of the Director</u>						
Corrections Fund (0130)						
AMACHI	09.005	4607	71,024.00	68,893.00	---	2,131.00
FEDERAL PROGRAMS PS	09.020	8102	2,402,913.00	1,456,282.12	---	946,630.88
FEDERAL PROGRAMS EE	09.020	8103	2,516,259.00	531,506.82	---	1,984,752.18

Division of Human Services

Corrections Fund (0130)							
FOOD PURCHASES	09.055	4287	250,000.00	31,000.00	---	219,000.00	
Subtotals			9,155,768,947.03	7,730,127,531.58	30,551,765.00	1,395,089,650.45	
Appropriated Transfers Out To:							
General Revenue Fund (0101)	10.060	T007	2,100,000.00	2,041,920.54	---	58,079.46	
General Revenue Fund (0101)	10.070	T047	1,550,000.00	1,550,000.00	---	---	
OA Information Technology Fund (0165)	06.335	T112	2,693,271.00	2,259,616.00	---	433,655.00	
General Revenue Fund (0101)	05.550	T284	4,338,170.00	3,643,071.00	---	695,099.00	
General Revenue Fund (0101)	05.550	T285	1,598.00	48.00	---	1,550.00	
State Retirement Contributions Fund (0701)	05.450	T292	766.00	717.43	---	48.57	
Social Security Contributions Fund (0702)	05.450	T292	29,760,225.00	27,866,939.05	---	1,893,285.95	
Social Security Contributions Fund (0702)	05.450	T293	80,415.00	79,023.49	---	1,391.51	
State Retirement Contributions Fund (0701)	05.465	T296	72,301,968.00	66,993,706.41	---	5,308,261.59	
State Retirement Contributions Fund (0701)	05.465	T297	201,054.00	195,428.38	---	5,625.62	
Missouri State Employees' Deferred Compensation Incentive Plan Administration Fund (0706)	05.480	T299	2,113,200.00	---	---	2,113,200.00	
Missouri State Employees' Deferred Compensation Incentive Plan Administration Fund (0706)	05.480	T300	960.00	---	---	960.00	
Missouri Consolidated Health Care Plan Benefit Fund (0765)	05.505	T303	98,757,968.00	92,491,702.58	---	6,266,265.42	
Missouri Consolidated Health Care Plan Benefit Fund (0765)	05.505	T304	269,706.00	267,502.96	---	2,203.04	
Economic Development Administrative Fund (0547)	07.010	T344	980,083.00	---	---	980,083.00	
Insurance Dedicated Fund (0566)	07.415	T364	150,000.00	---	---	150,000.00	
Missouri Office of Prosecution Services Fund (0680)	12.215	T465	100,000.00	---	---	100,000.00	
Labor and Industrial Relations Administrative Fund (0122)	07.805	T471	4,210,747.00	2,997,394.00	---	1,213,353.00	
General Revenue Fund (0101)	05.260	T541	6,096.00	6,094.26	---	1.74	
Public Safety - Homeland Security Fund (0193)	05.260	T541	426.00	425.84	---	0.16	
Natural Resources Protection - Air Pollution Permit Fee Subaccount Fund (0594)	05.260	T541	965.00	964.31	---	0.69	
Missouri Disaster Fund (0663)	05.260	T541	23.00	22.76	---	0.24	
General Revenue Fund (0101)	10.075	T545	111,579,424.00	111,579,424.00	---	---	
State Road Fund (0320)	04.420	T565	30,000,000.00	21,166,816.68	---	8,833,183.32	
Budget Reserve Fund (0100)	05.245	T567	4,325,534.00	4,325,534.00	---	---	
Budget Reserve Fund (0100)	05.250	T568	872.00	871.02	---	0.98	
Multimodal Operations Fund (0126)	04.495	T618	22,500,000.00	1,311,184.39	---	21,188,815.61	
OA Information Technology Fund (0165)	10.015	T640	500,000.00	55,080.80	---	444,919.20	

**STATE OF MISSOURI
SUMMARY OF APPROPRIATION ACTIVITY
GENERAL FUND - FEDERAL FUNDS
FOR THE APPROPRIATION YEAR 2015**

	H.B. No.	Appr. No.	Appropriations	Expenditures and Transfers Out	Reappropriations to 2016	Lapse of Appropriations
General Revenue Fund (0101)	05.265	T652	1,578,279.00	1,578,279.00	---	---
General Revenue Fund (0101)	05.265	T653	190,039.00	190,039.00	---	---
Labor and Industrial Relations Administrative Fund (0122)	07.810	T890	25,359.00	25,359.00	---	---
Labor and Industrial Relations Administrative Fund (0122)	07.810	T891	4,929,173.00	3,514,147.00	---	1,415,026.00
Economic Development Administrative Fund (0547)	07.010	T898	37,263.00	37,263.00	---	---
General Revenue Fund (0101)	10.080	T906	59,000,000.00	42,897,680.00	---	16,102,320.00
Subtotals			<u>454,283,584.00</u>	<u>387,076,254.90</u>	---	<u>67,207,329.10</u>
Totals			<u>\$ 9,610,052,531.03</u>	<u>\$ 8,117,203,786.48</u>	<u>\$ 30,551,765.00</u>	<u>\$ 1,462,296,979.55</u>

**STATE OF MISSOURI
SUMMARY OF APPROPRIATION ACTIVITY
SPECIAL REVENUE FUNDS
FOR THE APPROPRIATION YEAR 2015**

	H.B. No.	Appr. No.	Appropriations	Expenditures and Transfers Out	Reappropriations to 2016	Lapse of Appropriations
<u>LEGISLATURE</u>						
<u>Committee on Legislative Research</u>						
Statutory Revision Fund (0546)						
LEG RES-PUBLISH STATUTES	12.515	3035	\$ 208,540.00	\$ 137,025.78	\$ ---	\$ 71,514.22
<u>JUDICIARY</u>						
Judiciary Education and Training Fund (0847)						
JUDICIARY LEASING	13.005	6085	128,048.00	119,732.39	---	8,315.61
<u>Judicial Proceedings and Review</u>						
Basic Civil Legal Services Fund (0757)						
BASIC LEGAL SERVICES	12.300	7518	5,000,000.00	4,047,672.01	---	952,327.99
<u>Office of State Courts Administrator</u>						
Statewide Court Automation Fund (0270)						
COURT AUTOMATION PS	12.305	0735	1,614,205.00	1,338,419.99	---	275,785.01
COURT AUTOMATION E&E	12.305	3137	3,595,125.00	2,410,271.41	---	1,184,853.59
Crime Victims' Compensation Fund (0681)						
ICM SUPPORT E&E	12.305	7087	887,200.00	877,710.80	---	9,489.20
Basic Civil Legal Services Fund (0757)						
BASIC LEGAL SERV CIP-PS	12.305	6845	91,634.00	79,551.00	---	12,083.00
BASIC LEGAL SERV CIP-EE	12.305	6846	4,566.00	3,861.00	---	705.00
State Court Administration Revolving Fund (0831)						
STATE COURTS ADMIN E&E	12.305	3031	60,000.00	15,957.52	---	44,042.48
Judiciary Education and Training Fund (0847)						
JUDICIAL TRNG & ED PS	12.305	4186	578,697.00	486,525.50	---	92,171.50
JUDICIAL TRNG & ED E&E	12.305	4187	843,688.00	708,434.27	---	135,253.73
<u>Circuit Courts</u>						
State Court Administration Revolving Fund (0831)						
CIRCUIT PERSONNEL E&E	12.320	6239	170,000.00	74,116.69	---	95,883.31
Domestic Relations Resolution Fund (0852)						
DOMESTIC RELATIONS	12.320	4618	300,000.00	247,268.91	---	52,731.09
<u>Legal Defense and Defender</u>						
Legal Defense and Defender Fund (0670)						
PUBLIC DEFENDER COMM PS	12.400	0951	131,827.00	131,826.36	---	0.64
PUBLIC DEFENDER COMM	12.400	7673	2,850,756.00	1,501,896.68	---	1,348,859.32

EXECUTIVE

Secretary of State

Secretary of State's Technology Trust
Account Fund (0266)

SEC OF STATE STATE OWNED	13.010	7774	6,700.00	6,652.00	---	48.00
Local Records Preservation Fund (0577)						
SEC OF STATE LEASING	13.005	6081	3,300.00	1,916.52	---	1,383.48
SEC OF STATE STATE OWNED	13.010	7775	17,482.00	5,876.64	---	11,605.36

Record Services

Local Records Preservation Fund (0577)

SEC OF STATE PS	12.035	9491	1,029,422.00	576,319.50	---	453,102.50
SEC OF STATE E&E	12.035	9492	519,969.00	53,494.99	---	466,474.01
LOCAL RECORDS GRANTS	12.090	9835	400,000.00	---	---	400,000.00
Missouri State Archives - St. Louis Trust Fund (0770)						
DOCUMENT PRESERVATION	12.095	0781	1.00	---	---	1.00
State Document Preservation Fund (0836)						
DOCUMENT PRESERVATION E&E	12.095	3994	25,000.00	---	---	25,000.00

Information Technology Services

Secretary of State's Technology Trust
Account Fund (0266)

SEC OF STATE PS	12.035	2221	341,670.00	282,774.18	---	58,895.82
SEC OF STATE E&E	12.035	2222	3,161,180.00	2,265,743.36	---	895,436.64

State Auditor

Conservation Commission Fund (0609)

STATE AUDITOR PS	12.145	2209	44,605.00	44,604.99	---	0.01
STATE AUDITOR E&E	12.145	2211	2,611.00	2,607.56	---	3.44
Parks Sales Tax Fund (0613)						
STATE AUDITOR PS	12.145	0059	22,278.00	22,277.98	---	0.02
Soil and Water Sales Tax Fund (0614)						
STATE AUDITOR PS	12.145	0060	21,490.00	21,489.98	---	0.02

State Treasurer

Treasurer's Information Fund (0255)
TREASURER'S INFO FUND

	12.150	0747	8,000.00	761.04	---	7,238.96
--	--------	------	----------	--------	-----	----------

Attorney General

Gaming Commission Fund (0286)

ATTORNEY GENERAL PS	12.195	2314	111,790.00	111,790.00	---	---
ATTORNEY GENERAL E&E	12.195	3333	30,747.00	30,747.00	---	---
ATTORNEY GENERAL ST OWNED	13.010	7780	4,139.00	4,109.00	---	30.00

**STATE OF MISSOURI
SUMMARY OF APPROPRIATION ACTIVITY
SPECIAL REVENUE FUNDS
FOR THE APPROPRIATION YEAR 2015**

	H.B. No.	Appr. No.	Appropriations	Expenditures and Transfers Out	Reappropriations to 2016	Lapse of Appropriations
Natural Resources Protection - Water Pollution Permit Fee Subaccount Fund (0568)						
ATTORNEY GENERAL PS	12.195	1521	37,898.00	37,898.00	---	---
ATTORNEY GENERAL E&E	12.195	1522	4,715.00	4,715.00	---	---
ATTORNEY GENERAL ST OWNED	13.010	7782	8,278.00	8,219.00	---	59.00
Solid Waste Management Fund (0570)						
ATTORNEY GENERAL PS	12.195	1523	37,898.00	37,898.00	---	---
ATTORNEY GENERAL E&E	12.195	1524	5,215.00	5,215.00	---	---
Motor Vehicle Commission Fund (0588)						
ATTORNEY GENERAL PS	12.195	9618	39,251.00	39,251.00	---	---
ATTORNEY GENERAL E&E	12.195	9619	11,300.00	11,300.00	---	---
Health Spa Regulatory Fund (0589)						
ATTORNEY GENERAL E&E	12.195	0806	5,000.00	5,000.00	---	---
Natural Resources Protection - Air Pollution Permit Fee Subaccount Fund (0594)						
ATTORNEY GENERAL PS	12.195	1525	37,867.00	37,867.00	---	---
ATTORNEY GENERAL E&E	12.195	1526	4,715.00	4,715.00	---	---
Soil and Water Sales Tax Fund (0614)						
ATTORNEY GENERAL PS	12.195	1527	12,625.00	12,625.00	---	---
ATTORNEY GENERAL E&E	12.195	1528	2,267.00	2,267.00	---	---
Workers' Compensation Fund (0652)						
ATTORNEY GENERAL PS	12.195	2316	287,092.00	287,091.06	---	0.94
ATTORNEY GENERAL LEASING	13.005	3188	77,653.00	76,217.37	---	1,435.63
ATTORNEY GENERAL E&E	12.195	7588	189,691.00	8,669.69	---	181,021.31
ATTORNEY GENERAL ST OWNED	13.010	7783	28,372.00	28,170.00	---	202.00
Workers' Compensation - Second Injury Fund (0653)						
ATTORNEY GENERAL LEASING	13.005	3189	76,597.00	76,217.37	---	379.63
ATTORNEY GENERAL PS	12.195	4011	2,021,357.00	1,975,446.93	---	45,910.07
ATTORNEY GENERAL E&E	12.195	4012	1,068,526.00	854,365.22	---	214,160.78
ATTORNEY GENERAL ST OWNED	13.010	7784	28,335.00	28,133.00	---	202.00
Hazardous Waste Fund (0676)						
ATTORNEY GENERAL PS	12.195	1556	291,669.00	291,669.00	---	---
ATTORNEY GENERAL E&E	12.195	1557	14,880.00	14,880.00	---	---
ATTORNEY GENERAL LEASING	13.005	2005	9,352.00	9,342.24	---	9.76
ATTORNEY GENERAL ST OWNED	13.010	7786	8,278.00	8,219.00	---	59.00
Safe Drinking Water Fund (0679)						
ATTORNEY GENERAL PS	12.195	1558	12,656.00	12,656.00	---	---
ATTORNEY GENERAL E&E	12.195	1559	2,265.00	2,265.00	---	---

Missouri Office of Prosecution Services Fund (0680)							
ATTORNEY GENERAL LEASING	13.005	2022	34,438.00	33,516.84	---	921.16	
Attorney General Trust Fund (0794)							
ATY GENERAL TRUST E&E	12.220	7053	4,000,000.00	175,887.45	---	3,824,112.55	
Inmate Incarceration Reimbursement Act Revolving Fund (0828)							
ATTORNEY GENERAL E&E	12.195	4183	41,711.00	41,711.00	---	---	
ATTORNEY GENERAL PS	12.195	4204	99,649.00	99,649.00	---	---	
ATTORNEY GENERAL ST OWNED	13.010	7787	8,309.00	8,250.00	---	59.00	
Mined Land Reclamation Fund (0906)							
ATTORNEY GENERAL PS	12.195	1560	12,625.00	12,625.00	---	---	
ATTORNEY GENERAL E&E	12.195	1561	2,262.00	2,262.00	---	---	

Missouri Office of Prosecution Services

Missouri Office of Prosecution Services Fund (0680)						
OFFICE OF PROS SVS PS	12.210	7337	317,658.00	272,923.53	---	44,734.47
OFFICE OF PROS SVS E&E	12.210	7338	1,713,795.00	290,551.92	---	1,423,243.08
Missouri Office of Prosecution Services Revolving Fund (0844)						
OFFICE OF PROS SVS E&E	12.210	4106	150,000.00	52,975.99	---	97,024.01

OFFICE OF ADMINISTRATION

Division of Accounting

Secretary of State's Technology Trust Account Fund (0266)						
UNEMPLOYMENT BENEFITS	05.495	8643	6,401.00	6,400.00	---	1.00
Nursing Facility Quality of Care Fund (0271)						
UNEMPLOYMENT BENEFITS	05.495	6341	2,647.00	487.97	---	2,159.03
Division of Tourism Supplemental Revenue Fund (0274)						
UNEMPLOYMENT BENEFITS	05.495	6971	11.00	---	---	11.00
Health Initiatives Fund (0275)						
UNEMPLOYMENT BENEFITS	05.495	5990	4,248.00	264.16	---	3,983.84
TEACHER RETIREMENT CONTR	05.475	6105	500.00	30.40	---	469.60
Gaming Commission Fund (0286)						
UNEMPLOYMENT BENEFITS	05.495	6671	4,939.00	---	---	4,939.00
Animal Care Reserve Fund (0295)						
UNEMPLOYMENT BENEFITS	05.495	6672	472.00	471.28	---	0.72
Missouri Public Health Services Fund (0298)						
UNEMPLOYMENT BENEFITS	05.495	2310	2,323.00	2,322.74	---	0.26
Commodity Council Merchandising Fund (0406)						
UNEMPLOYMENT BENEFITS	05.495	7029	2,488.00	---	---	2,488.00

**STATE OF MISSOURI
SUMMARY OF APPROPRIATION ACTIVITY
SPECIAL REVENUE FUNDS
FOR THE APPROPRIATION YEAR 2015**

	H.B. No.	Appr. No.	Appropriations	Expenditures and Transfers Out	Reappropriations to 2016	Lapse of Appropriations
Insurance Examiners Fund (0552) UNEMPLOYMENT BENEFITS	05.495	6674	8,320.00	---	---	8,320.00
Professional and Practical Nursing Student Loan and Nurse Loan Repayment Fund (0565) UNEMPLOYMENT BENEFITS	05.495	4489	89.00	---	---	89.00
Insurance Dedicated Fund (0566) UNEMPLOYMENT BENEFITS	05.495	6002	19,852.00	11,960.60	---	7,891.40
Natural Resources Protection - Water Pollution Permit Fee Subaccount Fund (0568) UNEMPLOYMENT BENEFITS	05.495	6797	3,237.00	---	---	3,237.00
Solid Waste Management - Scrap Tire Subaccount Fund (0569) UNEMPLOYMENT BENEFITS	05.495	9356	751.00	749.95	---	1.05
Solid Waste Management Fund (0570) UNEMPLOYMENT BENEFITS	05.495	6675	5,760.00	249.98	---	5,510.02
Chemical Emergency Preparedness Fund (0587) UNEMPLOYMENT BENEFITS	05.495	3006	4,467.00	---	---	4,467.00
Motor Vehicle Commission Fund (0588) UNEMPLOYMENT BENEFITS	05.495	6718	2,512.00	1,659.30	---	852.70
Public Service Commission Fund (0607) UNEMPLOYMENT BENEFITS	05.495	6343	4,894.00	---	---	4,894.00
Conservation Commission Fund (0609) UNEMPLOYMENT BENEFITS	05.495	2240	134,264.00	117,589.89	---	16,674.11
Parks Sales Tax Fund (0613) UNEMPLOYMENT BENEFITS	05.495	6237	234,038.00	102,245.94	---	131,792.06
Soil and Water Sales Tax Fund (0614) UNEMPLOYMENT BENEFITS	05.495	6238	5,760.00	1,633.00	---	4,127.00
Social Services Educational Improvement Fund (0620) TEACHER RETIREMENT CONTR	05.475	3440	1,500.00	587.03	---	912.97
UNEMPLOYMENT BENEFITS	05.495	6003	15,218.00	7,718.93	---	7,499.07
Blind Pension Fund (0621) UNEMPLOYMENT BENEFITS	05.495	6344	572.00	---	---	572.00
Board of Registration for Healing Arts Fund (0634) UNEMPLOYMENT BENEFITS	05.495	8161	2,839.00	1,723.10	---	1,115.90
Board of Pharmacy Fund (0637) UNEMPLOYMENT BENEFITS	05.495	8133	3,436.00	3,435.20	---	0.80

Real Estate Commission Fund (0638)							
UNEMPLOYMENT BENEFITS	05.495	0790	159.00	---	---	---	159.00
State Highways and Transportation Department Fund (0644)							
HWY PATROL UNEMPLOY	05.500	6365	169,942.00	24,643.67	---	---	145,298.33
Grain Inspection Fees Fund (0647)							
UNEMPLOYMENT BENEFITS	05.495	6004	19,190.00	5,072.59	---	---	14,117.41
Workers' Compensation Fund (0652)							
UNEMPLOYMENT BENEFITS	05.495	6005	30,287.00	905.50	---	---	29,381.50
Workers' Compensation - Second Injury Fund (0653)							
UNEMPLOYMENT BENEFITS	05.495	6346	4,977.00	---	---	---	4,977.00
Groundwater Protection Fund (0660)							
UNEMPLOYMENT BENEFITS	05.495	6347	18.00	---	---	---	18.00
Petroleum Inspection Fund (0662)							
UNEMPLOYMENT BENEFITS	05.495	3763	3,685.00	3,684.00	---	---	1.00
Legal Defense and Defender Fund (0670)							
UNEMPLOYMENT BENEFITS	05.495	6749	6,903.00	---	---	---	6,903.00
Criminal Record System Fund (0671)							
UNEMPLOYMENT BENEFITS	05.495	8228	3,278.00	3,277.11	---	---	0.89
Hazardous Waste Fund (0676)							
UNEMPLOYMENT BENEFITS	05.495	6151	6.00	---	---	---	6.00
State Board for Architects, Professional Engineers, Land Surveyors and Landscape Architects Fund (0678)							
UNEMPLOYMENT BENEFITS	05.495	9199	27.00	25.80	---	---	1.20
Missouri Office of Prosecution Services Fund (0680)							
UNEMPLOYMENT BENEFITS	05.495	8229	690.00	689.00	---	---	1.00
Economic Development Advancement Fund (0783)							
UNEMPLOYMENT BENEFITS	05.495	7475	2,089.00	2,088.00	---	---	1.00
Early Childhood Development, Education and Care Fund (0859)							
UNEMPLOYMENT BENEFITS	05.495	4268	261.00	---	---	---	261.00
Guaranty Agency Operating Fund (0880)							
UNEMPLOYMENT BENEFITS	05.495	6357	1,447.00	1,445.47	---	---	1.53
Missouri National Guard Trust Fund (0900)							
UNEMPLOYMENT BENEFITS	05.495	1157	4,154.00	---	---	---	4,154.00
Special Employment Security Fund (0949)							
UNEMPLOYMENT BENEFITS	05.495	6750	1,600.00	---	---	---	1,600.00
Aviation Trust Fund (0952)							
UNEMPLOYMENT BENEFITS	05.495	8162	4,660.00	4,659.74	---	---	0.26
Agriculture Protection Fund (0970)							
UNEMPLOYMENT BENEFITS	05.495	8135	2,228.00	2,226.25	---	---	1.75

**STATE OF MISSOURI
SUMMARY OF APPROPRIATION ACTIVITY
SPECIAL REVENUE FUNDS
FOR THE APPROPRIATION YEAR 2015**

	H.B. No.	Appr. No.	Appropriations	Expenditures and Transfers Out	Reappropriations to 2016	Lapse of Appropriations
<u>Information Technology Services Division</u>						
Elevator Safety Fund (0257)						
DPS IT CONSOLIDATION E&E	05.025	1296	10,190.00	9,121.49	---	1,068.51
Missouri Arts Council Trust Fund (0262)						
DED IT CONSOLIDATION E&E	05.025	1297	22,660.00	5,597.25	---	17,062.75
Missouri Commission for the Deaf Board of Certification of Interpreters Fund (0264)						
DESE IT CONSOLIDATION E&E	05.025	1298	3,999.00	21.83	---	3,977.17
DESE IT CONSOLIDATION PS	05.025	8637	5,023.00	1,528.82	---	3,494.18
Nursing Facility Quality of Care Fund (0271)						
DHSS IT CONSOLIDATION PS	05.025	1301	313,822.00	275,956.05	---	37,865.95
DHSS IT CONSOLIDATION E&E	05.025	1302	104,038.00	67,666.84	---	36,371.16
Division of Tourism Supplemental Revenue Fund (0274)						
DED IT CONSOLIDATION E&E	05.025	1303	55,478.00	11,970.99	---	43,507.01
Health Initiatives Fund (0275)						
DSS IT CONSOLIDATION PS	05.025	1306	4.00	---	---	4.00
DHSS IT CONSOLIDATION E&E	05.025	1308	53,000.00	45,250.00	---	7,750.00
DSS IT CONSOLIDATION EE	05.025	2227	67.00	65.00	---	2.00
Lottery Proceeds Fund (0291)						
DESE IT CONSOLIDATION E&E	05.025	1313	109,178.00	84,998.28	---	24,179.72
Animal Health Laboratory Fee Fund (0292)						
MDA IT CONSOLIDATION PS	05.025	1314	4.00	---	---	4.00
MDA IT CONSOLIDATION E&E	05.025	1315	5,921.00	644.03	---	5,276.97
Mammography Fund (0293)						
DHSS IT CONSOLIDATION E&E	05.025	1327	4,637.00	2,220.08	---	2,416.92
Animal Care Reserve Fund (0295)						
MDA IT CONSOLIDATION PS	05.025	1331	6.00	---	---	6.00
MDA IT CONSOLIDATION E&E	05.025	1332	9,401.00	1,712.52	---	7,688.48
Elderly Home-Delivered Meals Trust Fund (0296)						
DOR IT CONSOLIDATION E&E	05.025	2912	10,970.00	9,857.82	---	1,112.18
Missouri Public Health Services Fund (0298)						
DHSS IT CONSOLIDATION E&E	05.025	1333	741,218.00	537,322.10	---	203,895.90
DHSS IT CONSOLIDATION PS	05.025	2234	231,054.00	170,979.51	---	60,074.49
Livestock Brands Fund (0299)						
MDA IT CONSOLIDATION E&E	05.025	1337	2,998.00	637.22	---	2,360.78
Commodity Council Merchandising Fund (0406)						
MDA IT CONSOLIDATION E&E	05.025	1340	876.00	210.82	---	665.18

Division of Credit Unions Fund (0548)							
DIFP IT CONSOLIDATION E&E	05.025	1372	11,071.00	10,209.93	---	861.07	
Division of Finance Fund (0550)							
DIFP IT CONSOLIDATION PS	05.025	1375	57,241.00	850.98	---	56,390.02	
DIFP IT CONSOLIDATION E&E	05.025	1376	121,044.00	120,437.85	---	606.15	
Insurance Examiners Fund (0552)							
DOI IT CONSOLIDATION E&E	05.025	1378	121,328.00	68,921.85	---	52,406.15	
Deaf Relay Service and Equipment							
Distribution Program Fund (0559)							
DESE IT CONSOLIDATION E&E	05.025	2343	12,990.00	---	---	12,990.00	
Professional and Practical Nursing Student							
Loan and Nurse Loan Repayment Fund (0565)							
DHSS IT CONSOLIDATION E&E	05.025	1381	5,595.00	4,947.32	---	647.68	
DHSS IT CONSOLIDATION PS	05.025	7852	1,507.00	---	---	1,507.00	
Insurance Dedicated Fund (0566)							
DOI IT CONSOLIDATION PS	05.025	1383	514,795.00	430,972.99	---	83,822.01	
DOI IT CONSOLIDATION E&E	05.025	1395	408,540.00	404,107.19	---	4,432.81	
Livestock Sales and Markets Fees Fund (0581)							
MDA IT CONSOLIDATION E&E	05.025	1412	260.00	82.12	---	177.88	
Chemical Emergency Preparedness							
Fund (0587)							
DPS IT CONSOLIDATION E&E	05.025	1447	11,425.00	2,363.88	---	9,061.12	
Motor Vehicle Commission Fund (0588)							
DOR IT CONSOLIDATION PS	05.025	2235	66,319.00	---	---	66,319.00	
DOR IT CONSOLIDATION E&E	05.025	2859	42,805.00	42,805.00	---	---	
Conservation Commission Fund (0609)							
DOR IT CONSOLIDATION E&E	05.025	2917	33,198.00	33,198.00	---	---	
Blind Pension Fund (0621)							
DSS IT CONSOLIDATION E&E	05.025	1487	29,591.00	---	---	29,591.00	
Livestock Dealer Law Enforcement and							
Administration Fund (0624)							
MDA IT CONSOLIDATION E&E	05.025	1489	95.00	---	---	95.00	
State Highways and Transportation							
Department Fund (0644)							
DOR IT CONSOLIDATION PS	05.025	2237	871,034.00	836,705.44	---	34,328.56	
DOR IT CONSOLIDATION E&E	05.025	2239	1,902,388.00	1,845,316.00	---	57,072.00	
Milk Inspection Fees Fund (0645)							
MDA IT CONSOLIDATION PS	05.025	1504	1.00	---	---	1.00	
MDA IT CONSOLIDATION E&E	05.025	1505	4,960.00	1,110.19	---	3,849.81	
Health and Senior Services Document							
Services Fund (0646)							
DHSS IT CONSOLIDATION PS	05.025	1506	17.00	---	---	17.00	
DHSS IT CONSOLIDATION E&E	05.025	1507	108,306.00	2,411.61	---	105,894.39	
Grain Inspection Fees Fund (0647)							
MDA IT CONSOLIDATION PS	05.025	1508	9.00	---	---	9.00	
MDA IT CONSOLIDATION E&E	05.025	1509	81,789.00	61,272.70	---	20,516.30	

**STATE OF MISSOURI
SUMMARY OF APPROPRIATION ACTIVITY
SPECIAL REVENUE FUNDS
FOR THE APPROPRIATION YEAR 2015**

	H.B. No.	Appr. No.	Appropriations	Expenditures and Transfers Out	Reappropriations to 2016	Lapse of Appropriations
Workers' Compensation Fund (0652)						
DOLIR IT CONSOLIDATION EE	05.025	1511	324,460.00	179,930.30	---	144,529.70
Petroleum Inspection Fund (0662)						
MDA IT CONSOLIDATION PS	05.025	1519	55,480.00	11,266.40	---	44,213.60
MDA IT CONSOLIDATION E&E	05.025	1520	47,987.00	517.49	---	47,469.51
Missouri Land Survey Fund (0668)						
MDA IT CONSOLIDATION E&E	05.025	8835	178,285.00	14,412.34	---	163,872.66
MDA IT CONSOLIDATION PS	05.025	9825	6,144.00	638.97	---	5,505.03
Hazardous Waste Fund (0676)						
DHSS IT CONSOLIDATION E&E	05.025	3690	8,700.00	6,927.27	---	1,772.73
Safe Drinking Water Fund (0679)						
DHSS IT CONSOLIDATION E&E	05.025	7891	1,305.00	---	---	1,305.00
Crime Victims' Compensation Fund (0681)						
DPS IT CONSOLIDATION E&E	05.025	1590	3,999.00	2,920.86	---	1,078.14
DPS/DOLIR IT CONSOL E&E	05.025	1659	21,542.00	9,614.07	---	11,927.93
DPS/DOLIR IT CONSOL PS	05.025	2339	13.00	---	---	13.00
Agriculture Business Development Fund (0683)						
MDA IT CONSOLIDATION E&E	05.025	1602	2,491.00	205.30	---	2,285.70
Children's Trust Fund (0694)						
OA IT CONSOLIDATION E&E	05.025	3613	3,685.00	2,564.98	---	1,120.02
Prop. School Cert Fund (0729)						
DHE IT CONSOLIDATION PS	05.025	8887	8,666.00	184.16	---	8,481.84
DHE IT CONSOLIDATION E&E	05.025	8888	42,357.00	6,356.13	---	36,000.87
Boiler and Pressure Vessels Safety Fund (0744)						
DPS IT CONSOLIDATION E&E	05.025	2135	14,520.00	3,033.95	---	11,486.05
Missouri Rx Plan Fund (0779)						
DSS IT CONSOLIDATION E&E	05.025	2333	15,000.00	15,000.00	---	---
Putative Father Registry Fund (0780)						
DHSS IT CONSOLIDATION E&E	05.025	1625	12,300.00	4,667.30	---	7,632.70
Organ Donor Program Fund (0824)						
DHSS IT CONSOLIDATION E&E	05.025	1627	22,000.00	6,460.45	---	15,539.55
Child Labor Enforcement Fund (0826)						
DOLIR IT CONSOLIDATION EE	05.025	1628	14,995.00	6.35	---	14,988.65
Early Childhood Development, Education and Care Fund (0859)						
DHSS IT CONSOLIDATION E&E	05.025	1630	23,849.00	7,856.30	---	15,992.70
DSS IT CONSOLIDATION PS	05.025	1632	1.00	---	---	1.00

Guaranty Agency Operating Fund (0880)							
DHE IT CONSOLIDATION PS	05.025	1633	588,303.00	312,841.72	---	---	275,461.28
DHE IT CONSOLIDATION E&E	05.025	1634	248,030.00	238,625.23	---	---	9,404.77
Agriculture Development Fund (0904)							
MDA IT CONSOLIDATION PS	05.025	1650	1.00	---	---	---	1.00
MDA IT CONSOLIDATION E&E	05.025	1652	879.00	840.12	---	---	38.88
Special Employment Security Fund (0949)							
DOLIR IT CONSOLIDATION EE	05.025	1656	109,999.00	109,990.00	---	---	9.00
Unemployment Automation Fund (0953)							
DOLIR IT CONSOLIDATION PS	05.025	4398	995,959.00	983,857.97	---	---	12,101.03
DOLIR IT CNSL COMP SYSTEM	05.025	4446	12,103,388.00	2,799,425.93	---	---	9,303,962.07
Agriculture Protection Fund (0970)							
MDA IT CONSOLIDATION E&E	05.025	8455	20,667.00	20,667.00	---	---	---
MDA IT CONSOLIDATION PS	05.025	8886	5,023.00	---	---	---	5,023.00

Division of Facilities Management,

Design and Construction

State Capitol Commission Fund (0745)							
2ND STATE CAPITOL COMM	05.090	6364	25,000.00	---	---	---	25,000.00
Rebuild Damaged Infrastr Fund (0814)							
REBUILDING INFRASTRUCTURE	19.060	8721	14,000,000.00	5,556,336.73	8,443,663.00	---	0.27

Division of General Services

Conservation Commission Fund (0609)							
WORKERS' COMP & SIF TAX	05.555	3439	80,000.00	79,937.52	---	---	62.48
WORKERS' COMPENSATION	05.545	4542	1,200,000.00	954,634.54	---	---	245,365.46

Children's Trust Fund

Children's Trust Fund (0694)							
CTF PROGRAMS	05.145	5608	3,360,000.00	2,557,806.26	---	---	802,193.74
OA STATE OWNED	13.010	7675	13,110.00	13,018.00	---	---	92.00
CHILDREN'S TRUST FUND PS	05.145	8371	217,452.00	214,547.64	---	---	2,904.36
CHILDREN'S TRUST FUND E&E	05.145	8372	119,104.00	43,941.32	---	---	75,162.68

DEPARTMENT OF AGRICULTURE

Animal Health Laboratory Fee Fund (0292)							
AGRICULTURE LEASING	13.005	2475	51,873.00	45,706.75	---	---	6,166.25
AGRICULTURE STATE OWNED	13.010	7808	32,235.00	32,006.00	---	---	229.00
Animal Care Reserve Fund (0295)							
AGRICULTURE STATE OWNED	13.010	7678	1,966.00	1,951.00	---	---	15.00
Commodity Council Merchandising Fund (0406)							
AGRICULTURE STATE OWNED	13.010	7679	2,799.00	2,779.00	---	---	20.00
Milk Inspection Fees Fund (0645)							
AGRICULTURE STATE OWNED	13.010	7681	4,875.00	4,840.00	---	---	35.00

**STATE OF MISSOURI
SUMMARY OF APPROPRIATION ACTIVITY
SPECIAL REVENUE FUNDS
FOR THE APPROPRIATION YEAR 2015**

	H.B. No.	Appr. No.	Appropriations	Expenditures and Transfers Out	Reappropriations to 2016	Lapse of Appropriations
Grain Inspection Fees Fund (0647)						
AGRICULTURE LEASING	13.005	1474	25,787.00	25,759.56	---	27.44
AGRICULTURE STATE OWNED	13.010	7682	3,498.00	3,474.00	---	24.00
Petroleum Inspection Fund (0662)						
AGRICULTURE LEASING	13.005	0653	6,408.00	6,400.32	---	7.68
AGRICULTURE STATE OWNED	13.010	7683	98,125.00	97,429.00	---	696.00
Boll Weevil Suppression and Eradication Fund (0823)						
AGRICULTURE STATE OWNED	13.010	7685	1,489.00	1,478.00	---	11.00
Agriculture Development Fund (0904)						
AGRICULTURE STATE OWNED	13.010	7686	1,587.00	1,575.00	---	12.00
Agriculture Protection Fund (0970)						
AGRICULTURE LEASING	13.005	8194	2,577.00	2,575.83	---	1.17
AGRICULTURE STATE OWNED	13.010	8245	250,361.00	248,585.00	---	1,776.00
<u>Office of the Director</u>						
Animal Health Laboratory Fee Fund (0292)						
DIRECTOR'S OFFICE PS	06.005	7904	22,703.00	22,494.93	---	208.07
DIRECTOR'S OFFICE E&E	06.005	7905	2,500.00	2,500.00	---	---
Animal Care Reserve Fund (0295)						
DIRECTOR'S OFFICE PS	06.005	7906	22,646.00	22,497.39	---	148.61
DIRECTOR'S OFFICE E&E	06.005	7907	2,494.00	2,494.00	---	---
Grain Inspection Fees Fund (0647)						
DIRECTOR'S OFFICE PS	06.005	7922	29,585.00	29,140.19	---	444.81
DIRECTOR'S OFFICE E&E	06.005	7923	1,982.00	1,956.44	---	25.56
Petroleum Inspection Fund (0662)						
DIRECTOR'S OFFICE PS	06.005	7926	121.00	---	---	121.00
DIRECTOR'S OFFICE E&E	06.005	7927	2,940.00	---	---	2,940.00
Missouri Land Survey Fund (0668)						
DIRECTOR'S OFFICE PS	06.005	8875	8,686.00	8,531.33	---	154.67
DIRECTOR'S OFFICE E&E	06.005	8876	901.00	850.00	---	51.00
Veterinary Student Loan Payment Fund (0803)						
VETERINARY ST LOAN PRG	06.015	3209	180,000.00	116,400.00	---	63,600.00
Agriculture Protection Fund (0970)						
DIRECTOR'S OFFICE PS	06.005	7855	752,390.00	751,957.96	---	432.04
DIRECTOR'S OFFICE E&E	06.005	7856	296,268.00	296,267.22	---	0.78
REFUND ACCOUNT	06.005	7857	13,500.00	1,141.54	---	12,358.46

Division of Animal Health

Animal Health Laboratory Fee Fund (0292)							
ANIMAL HEALTH ADMIN PS	06.085	1222	104,589.00	---	---	104,589.00	
ANIMAL HEALTH ADMIN E&E	06.085	2186	657,050.00	656,990.60	---	59.40	
Animal Care Reserve Fund (0295)							
ANIMAL HEALTH ADMIN PS	06.085	1224	453,094.00	280,007.84	---	173,086.16	
ANIMAL HEALTH ADMIN E&E	06.085	2187	189,956.00	97,792.74	---	92,163.26	
Livestock Brands Fund (0299)							
LIVESTOCK BRANDS PRGM	06.085	1227	30,698.00	27,544.38	---	3,153.62	
ANIMAL HEALTH ADMIN PS	06.085	8720	92.00	---	---	92.00	
Livestock Sales and Markets Fees Fund (0581)							
LIVESTOCK MARKETS	06.085	9462	30,690.00	8,468.96	---	22,221.04	
Missouri Pet Spay/Neuter Fund (0747)							
ANIMAL HEALTH ADMIN E&E	06.085	2830	50,000.00	25,790.00	---	24,210.00	
Agriculture Protection Fund (0970)							
ANIMAL HEALTH ADMIN E&E	06.085	7863	2,462.00	---	---	2,462.00	
Large Carnivore Fund (0988)							
ANIMAL HEALTH ADMIN E&E	06.085	8215	5,000.00	---	---	5,000.00	

Division of Grain Inspection and Warehousing

Commodity Council Merchandising Fund (0406)						
COMMODITY MERCHDNG PS	06.095	2417	78,089.00	53,635.63	---	24,453.37
COMMODITY MERCHDNG E&E	06.095	2418	10,651.00	6,172.53	---	4,478.47
Aquaculture Marketing Development Fund (0573)						
MO AQUACULTURE COUNCIL	06.100	2419	11,000.00	4,319.61	---	6,680.39
Apple Merchandising Fund (0615)						
RES & MKT DEV OF APPLES	06.100	2421	11,000.00	25.46	---	10,974.54
Grain Inspection Fees Fund (0647)						
GRAIN INSPECTION SVS E&E	06.095	2388	428,427.00	348,181.45	---	80,245.55
GRAIN INSPECTION SVS PS	06.095	3201	1,666,136.00	1,496,133.12	---	170,002.88
PAYMENT OF FED USER FEE	06.095	4552	100,000.00	99,724.25	---	275.75
Missouri Wine Marketing and Research Development Fund (0855)						
WINE MKTNG & RESEARCH	06.100	0554	111,000.00	30,398.10	---	80,601.90
Agriculture Protection Fund (0970)						
GRAIN REGULATORY SVS E&E	06.095	7865	44,170.00	44,170.00	---	---

Division of Plant Industries

Boll Weevil Suppression and Eradication Fund (0823)						
BOLL WEEVIL ERADICAT PS	06.105	0556	39,661.00	2,553.02	---	37,107.98
BOLL WEEVIL ERADICAT E&E	06.105	0557	24,657.00	---	---	24,657.00
Agriculture Protection Fund (0970)						
PLANT INDUSTRIES PRGM PS	06.105	7866	1,680,412.00	1,657,025.69	---	23,386.31
PLANT INDUSTRIES PRGM E&E	06.105	7867	1,139,246.00	696,447.72	---	442,798.28
GYPSY MOTH CNTRL PRGM PS	06.105	7868	130,558.00	119,856.46	---	10,701.54
GYPSY MOTH CNTRL PRGM E&E	06.105	7869	58,000.00	29,604.08	---	28,395.92

**STATE OF MISSOURI
SUMMARY OF APPROPRIATION ACTIVITY
SPECIAL REVENUE FUNDS
FOR THE APPROPRIATION YEAR 2015**

	H.B. No.	Appr. No.	Appropriations	Expenditures and Transfers Out	Reappropriations to 2016	Lapse of Appropriations
<u>Weights, Measures and Consumer Protection</u>						
Petroleum Inspection Fund (0662)						
WEIGHTS & MEASURES E&E	06.110	2573	697,407.00	345,417.08	---	351,989.92
WEIGHTS & MEASURES PS	06.110	8381	1,560,252.00	1,297,507.06	---	262,744.94
Agriculture Protection Fund (0970)						
WEIGHTS & MEASURES PS	06.110	7870	521,888.00	502,517.27	---	19,370.73
WEIGHTS & MEASURES E&E	06.110	7871	277,381.00	277,381.00	---	---
<u>State Milk Board</u>						
Milk Inspection Fees Fund (0645)						
STATE MILK BOARD PS	06.140	0265	335,856.00	260,978.58	---	74,877.42
STATE MILK BOARD E&E	06.140	0267	249,760.00	174,347.23	---	75,412.77
MILK BOARD LOCAL HLTH	06.140	0268	802,262.00	589,012.46	---	213,249.54
State Contracted Manufacturing Dairy Plant Inspection and Grading Fee Fund (0661)						
DAIRY PLNT INSPCTIONS E&E	06.140	7362	4,305.00	---	---	4,305.00
DAIRY PLNT INSPECTIONS PD	06.140	9055	247.00	---	---	247.00
<u>Agric Business Development Division</u>						
Aquaculture Marketing Development Fund (0573)						
AGRI BUSINESS DEV PS	06.030	5027	42.00	---	---	42.00
Agriculture Business Development Fund (0683)						
AGRI BUS GOV'S CONF ON AG	06.030	2114	210,638.00	162,664.64	---	47,973.36
AGRI BUSINESS DEV PS	06.030	7345	25,371.00	12,471.73	---	12,899.27
AGRI BUSINESS DEV E&E	06.030	7346	193,920.00	76,318.79	---	117,601.21
Agriculture Development Fund (0904)						
AG DEVELOPMENT PRGM PS	06.080	5394	75,014.00	44,063.50	---	30,950.50
AG DEVELOPMENT PRGM E&E	06.080	5395	41,744.00	32,996.88	---	8,747.12
AG DEVEL FUND INVESTMENTS	06.080	9913	100,000.00	13,000.00	---	87,000.00
Agriculture Protection Fund (0970)						
AGRI BUSINESS DEV PS	06.030	7859	1,069,418.00	1,045,216.70	---	24,201.30
AGRI BUSINESS DEV E&E	06.030	7860	425,004.00	424,924.29	---	79.71
AGRI MISSOURI PROGRAM PS	06.035	7861	36,233.00	33,062.49	---	3,170.51
AGRI MISSOURI PROGRAM E&E	06.035	7862	118,756.00	118,756.00	---	---
URBAN AGRICULTURE PROGRAM	06.030	8331	25,000.00	25,000.00	---	---
Livestock Feed Crop Loan Program Fund (0978)						
AG&SMALL BUS DEV AUTH PS	06.045	8212	11,151.00	---	---	11,151.00
AG&SMALL BUS DEV AUTH E&E	06.045	8213	2,000.00	---	---	2,000.00

Missouri State Fair

State Fair Trust Fund (0951)							
FUNDING TO START FAIR	06.130	3812	9,900.00	3,517.50	---	---	6,382.50
Agriculture Protection Fund (0970)							
STATE FAIR ADMIN PS	06.125	7872	518,207.00	493,110.48	---	---	25,096.52
MSF-TORNADO SHELTERS/REST	19.010	8252	591,213.00	97,479.45	493,733.00	---	0.55

State Land Survey

Missouri Land Survey Fund (0668)							
LAND SURVEY OPERATIONS PS	06.115	8825	882,756.00	513,329.99	---	---	369,426.01
LAND SURVEY OPERATIONS E&E	06.115	8826	116,830.00	103,263.91	---	---	13,566.09
LAND SURVEY RESTOR PROJ	06.115	8832	180,000.00	64,100.00	---	---	115,900.00

**DEPARTMENT OF INSURANCE,
FINANCIAL INSTITUTIONS AND
PROFESSIONAL REGISTRATION**

Division of Credit Unions Fund (0548)							
INSURANCE STATE OWNED	13.010	7708	24,005.00	23,835.00	---	---	170.00
Division of Finance Fund (0550)							
INSURANCE LEASING	13.005	3739	48,483.00	46,075.59	---	---	2,407.41
INSURANCE STATE OWNED	13.010	7709	175,363.00	174,119.00	---	---	1,244.00
Insurance Examiners Fund (0552)							
INSURANCE EXAMINATIONS PS	07.425	0793	3,288,529.00	3,140,070.96	---	---	148,458.04
INSURANCE EXAMINATIONS EE	07.425	2042	765,674.00	318,097.26	---	---	447,576.74
INSURANCE REFUNDS	07.430	2681	60,000.00	28,858.58	---	---	31,141.42
INSURANCE LEASING	13.005	3734	12,832.00	10,834.20	---	---	1,997.80
INSURANCE STATE OWNED	13.010	7710	85,653.00	85,045.00	---	---	608.00
Insurance Dedicated Fund (0566)							
INSURANCE LEASING	13.005	6082	6,339.00	6,334.92	---	---	4.08
HEALTH INSUR COUNSELING	07.435	7021	200,000.00	200,000.00	---	---	---
INSURANCE STATE OWNED	13.010	7711	323,025.00	320,734.00	---	---	2,291.00
INSURANCE OPERATIONS PS	07.420	9907	7,312,123.00	7,166,555.34	---	---	145,567.66
INSURANCE OPERATIONS E&E	07.420	9908	1,933,449.00	1,080,349.69	---	---	853,099.31
INSURANCE REFUNDS	07.430	9909	75,000.00	22,221.11	---	---	52,778.89
Consumer Restitution Fund (0792)							
INSURANCE OPERATIONS	07.420	3703	5,000.00	---	---	---	5,000.00

Division of Credit Unions

Division of Credit Unions Fund (0548)							
CREDIT UNIONS E&E	07.440	2195	119,084.00	118,578.15	---	---	505.85
CREDIT UNIONS PS	07.440	3657	1,149,011.00	1,053,980.10	---	---	95,030.90

**STATE OF MISSOURI
SUMMARY OF APPROPRIATION ACTIVITY
SPECIAL REVENUE FUNDS
FOR THE APPROPRIATION YEAR 2015**

	H.B. No.	Appr. No.	Appropriations	Expenditures and Transfers Out	Reappropriations to 2016	Lapse of Appropriations
<u>Division of Finance</u>						
Division of Finance Fund (0550)						
DIV OF FINANCE E&E	07.445	2196	880,241.00	810,193.56	---	70,047.44
DIV OF FINANCE PS	07.445	3658	7,688,742.00	7,057,710.56	---	631,031.44
OUT-OF-STATE EXAMS E&E	07.445	6138	48,250.00	6,962.57	---	41,287.43
<u>Professional Registration</u>						
Hearing Instrument Specialist Fund (0247)						
LICNSURE REPLCMNT SYS E&E	07.465	8418	600.00	164.18	---	435.82
State Committee of Interpreters Fund (0256)						
LICNSURE REPLCMNT SYS E&E	07.465	8419	1,600.00	437.81	---	1,162.19
Board of Geologist Registration Fund (0263)						
LICNSURE REPLCMNT SYS E&E	07.465	8420	2,000.00	547.27	---	1,452.73
Missouri RE Apprs and ApprMgmt Comps Fund (0561)						
LICNSURE REPLCMNT SYS E&E	07.465	8421	6,200.00	1,696.52	---	4,503.48
Endowed Care Cemetery Audit Fund (0562)						
LICNSURE REPLCMNT SYS E&E	07.465	8422	300.00	82.09	---	217.91
Licensed Social Workers Fund (0574)						
LICNSURE REPLCMNT SYS E&E	07.465	8423	13,600.00	3,721.40	---	9,878.60
State Committee of Psychologists Fund (0580)						
LICNSURE REPLCMNT SYS E&E	07.465	8424	5,100.00	1,395.52	---	3,704.48
State Board of Accountancy Fund (0627)						
BOARD OF ACCOUNTANCY E&E	07.470	2214	171,991.00	171,192.94	---	798.06
BOARD OF ACCOUNTANCY PS	07.470	3666	287,922.00	269,813.10	---	18,108.90
LICNSURE REPLCMNT SYS E&E	07.465	8425	47,700.00	13,052.24	---	34,647.76
State Board of Podiatric Medicine Fund (0629)						
PODIATRIC MEDICINE	07.520	0839	13,734.00	13,484.25	---	249.75
LICNSURE REPLCMNT SYS E&E	07.465	8426	800.00	218.91	---	581.09
State Board of Chiropractic Examiners Fund (0630)						
CHIROPRACTIC EXAMINERS	07.480	0820	131,820.00	66,992.66	---	64,827.34
LICNSURE REPLCMNT SYS E&E	07.465	8427	5,300.00	1,450.25	---	3,849.75
Board of Embalmers and Funeral Directors Fund (0633)						
EMBALMERS & FUNERAL DIR	07.495	0833	164,200.00	125,917.52	---	38,282.48
LICNSURE REPLCMNT SYS E&E	07.465	8428	14,300.00	3,912.94	---	10,387.06

Board of Registration for Healing Arts Fund (0634)						
BD FOR HEALING ART E&E	07.500	2230	753,115.00	595,407.39	---	157,707.61
BD FOR HEALING ART PS	07.500	3673	1,855,912.00	1,695,900.52	---	160,011.48
LICNSURE REPLCMNT SYS E&E	07.465	8429	92,200.00	25,228.87	---	66,971.13
State Board of Nursing Fund (0635)						
BOARD OF NURSING E&E	07.505	2244	577,518.00	401,386.86	---	176,131.14
BOARD OF NURSING PS	07.505	3675	1,234,483.00	1,126,698.16	---	107,784.84
LICNSURE REPLCMNT SYS E&E	07.465	8430	287,500.00	78,669.19	---	208,830.81
Optometry Fund (0636)						
BOARD OF OPTOMETRY	07.510	0836	34,726.00	15,193.19	---	19,532.81
LICNSURE REPLCMNT SYS E&E	07.465	8431	3,100.00	848.26	---	2,251.74
Board of Pharmacy Fund (0637)						
BOARD OF PHARMACY E&E	07.515	2262	666,448.00	355,457.50	---	310,990.50
PHARMACY CRIM HISTORY	07.515	2586	5,000.00	---	---	5,000.00
BOARD OF PHARMACY PS	07.515	3677	954,923.00	904,956.81	---	49,966.19
LICNSURE REPLCMNT SYS E&E	07.465	8432	73,900.00	20,221.40	---	53,678.60
Real Estate Commission Fund (0638)						
MO REAL ESTATE COMM E&E	07.525	2266	276,669.00	207,511.10	---	69,157.90
MO REAL ESTATE COMM PS	07.525	3679	930,747.00	776,209.80	---	154,537.20
LICNSURE REPLCMNT SYS E&E	07.465	8433	105,300.00	28,813.45	---	76,486.55
Veterinary Medical Board Fund (0639)						
TESTING SERVICES	07.530	0329	50,000.00	---	---	50,000.00
MO VETERINARY MEDICAL BD	07.530	0840	57,975.00	30,153.73	---	27,821.27
LICNSURE REPLCMNT SYS E&E	07.465	8434	11,100.00	3,037.27	---	8,062.73
Committee of Professional Counselors Fund (0672)						
LICNSURE REPLCMNT SYS E&E	07.465	8435	11,200.00	3,064.68	---	8,135.32
Dental Board Fund (0677)						
DENTAL BOARD E&E	07.490	2224	237,475.00	97,566.84	---	139,908.16
DENTAL BOARD PS	07.490	3671	384,832.00	279,836.59	---	104,995.41
LICNSURE REPLCMNT SYS E&E	07.465	8436	19,500.00	5,335.82	---	14,164.18
State Board for Architects, Professional Engineers, Land Surveyors and Landscape Architects Fund (0678)						
ARCH PE & LAND SURV E&E	07.475	2223	301,397.00	291,167.74	---	10,229.26
ARCH PE & LAND SURV PS	07.475	3667	388,688.00	311,934.94	---	76,753.06
LICNSURE REPLCMNT SYS E&E	07.465	8437	62,200.00	17,019.90	---	45,180.10
Athletic Fund (0693)						
LICNSURE REPLCMNT SYS E&E	07.465	8438	4,800.00	1,313.43	---	3,486.57
Athletic Agent Fund (0774)						
LICNSURE REPLCMNT SYS E&E	07.465	8439	200.00	54.73	---	145.27

**STATE OF MISSOURI
SUMMARY OF APPROPRIATION ACTIVITY
SPECIAL REVENUE FUNDS
FOR THE APPROPRIATION YEAR 2015**

	H.B. No.	Appr. No.	Appropriations	Expenditures and Transfers Out	Reappropriations to 2016	Lapse of Appropriations
Board of Cosmetology and Barber Examiners Fund (0785)						
BD COSM & BARBERS E&E	07.485	1673	272,899.00	227,700.30	---	45,198.70
CRIMINAL HISTORY CHECKS	07.485	1674	1,000.00	---	---	1,000.00
LICNSURE REPLCMNT SYS E&E	07.465	8440	186,700.00	51,087.08	---	135,612.92
Board of PI&PI Fire Examiners Fund (0802)						
LICNSURE REPLCMNT SYS E&E	07.465	8441	1,300.00	355.72	---	944.28
Marital and Family Therapists' Fund (0820)						
LICNSURE REPLCMNT SYS E&E	07.465	8442	500.00	136.82	---	363.18
Respiratory Care Practitioners Fund (0833)						
LICNSURE REPLCMNT SYS E&E	07.465	8444	10,200.00	2,791.05	---	7,408.95
Missouri Board of Occupational Therapy Fund (0845)						
LICNSURE REPLCMNT SYS E&E	07.465	8447	9,800.00	2,681.59	---	7,118.41
Dietitian Fund (0857)						
LICNSURE REPLCMNT SYS E&E	07.465	8448	3,900.00	1,067.17	---	2,832.83
Interior Designer Council Fund (0877)						
LICNSURE REPLCMNT SYS E&E	07.465	8449	200.00	54.73	---	145.27
Acupuncturist Fund (0882)						
LICNSURE REPLCMNT SYS E&E	07.465	8450	200.00	54.73	---	145.27
Tattoo Fund (0883)						
LICNSURE REPLCMNT SYS E&E	07.465	8451	3,300.00	902.99	---	2,397.01
Massage Therapy Fund (0884)						
LICNSURE REPLCMNT SYS E&E	07.465	8452	15,400.00	4,213.94	---	11,186.06
<u>DEPARTMENT OF CONSERVATION</u>						
Conservation Commission Fund (0609)						
CONSERVATION PROGRAMS PS	06.600	0286	80,219,522.00	77,375,334.97	---	2,844,187.03
MDC STWIDE CONSTRUCTION	17.075	8073	3,781,186.49	19,539.37	---	3,761,647.12
MDC STWIDE CONSTRUCTION	19.020	8566	47,999,331.58	23,824,785.75	19,300,000.00	4,874,545.83
CONSERVATION PROGRAMS E&E	06.600	9060	67,900,000.00	64,905,783.13	---	2,994,216.87

DEPARTMENT OF ECONOMIC DEVELOPMENT

Missouri Arts Council Trust Fund (0262)							
DED LEASING	13.005	2468	41,136.00	38,708.58	---	2,427.42	
Division of Tourism Supplemental Revenue Fund (0274)							
DED LEASING	13.005	1982	6,400.00	4,073.03	---	2,326.97	
DED STATE OWNED	13.010	7698	100,636.00	99,922.00	---	714.00	
Manufactured Housing Fund (0582)							
DED LEASING	13.005	3128	21,645.00	20,926.74	---	718.26	
Public Service Commission Fund (0607)							
DED LEASING	13.005	1986	914,742.00	907,892.92	---	6,849.08	
DED STATE OWNED	13.010	7707	76,929.00	76,383.00	---	546.00	
Special Employment Security Fund (0949)							
DED LEASING	13.005	6633	216,321.00	216,164.00	---	157.00	
<u>Business and Community Services</u>							
Economic Development Advancement Fund (0783)							
EDAF REFUNDS	07.015	4525	9,361.00	9,360.81	---	0.19	
BUS RECRUITM & MARKET-E&E	07.015	7521	2,250,000.00	1,804,785.00	---	445,215.00	
MAINSTREET PROGRAM	07.055	8657	42,614.00	12,402.73	---	30,211.27	
Missouri Supplemental Tax Increment Financing Fund (0848)							
STATE TIF PROGRAM	07.060	4351	13,760,000.00	12,788,673.91	---	971,326.09	
<u>Workforce Development</u>							
Missouri Community College Job Training Program Fund (0563)							
COMM COLL NEW JOBS TRNG	07.125	0906	16,000,000.00	6,319,680.73	---	9,680,319.27	
Special Employment Security Fund (0949)							
LABOR EXCHANGE SERVICES	07.110	8865	2,000,000.00	1,613,307.50	---	386,692.50	
<u>Division of Tourism</u>							
Division of Tourism Supplemental Revenue Fund (0274)							
TOURISM PS	07.140	1030	1,668,799.00	1,295,675.15	---	373,123.85	
TOURISM E&E	07.140	2192	21,516,680.00	19,321,140.78	---	2,195,539.22	
FILM OFFICE PS	07.140	8703	25,115.00	25,115.00	---	---	
FILM OFFICE E&E	07.140	8704	75,000.00	71,490.48	---	3,509.52	
Tourism Marketing Fund (0650)							
TOURISM E&E	07.140	8403	24,500.00	6,000.00	---	18,500.00	

**STATE OF MISSOURI
SUMMARY OF APPROPRIATION ACTIVITY
SPECIAL REVENUE FUNDS
FOR THE APPROPRIATION YEAR 2015**

	H.B. No.	Appr. No.	Appropriations	Expenditures and Transfers Out	Reappropriations to 2016	Lapse of Appropriations
<u>Public Service Commission</u>						
Deaf Relay Service and Equipment Distribution Program Fund (0559)						
PUBLIC SERVICE COMM E&E	07.175	9834	2,495,808.00	865,014.57	---	1,630,793.43
Manufactured Housing Fund (0582)						
MANUFACTD HOUSING REFUNDS	07.160	0817	10,000.00	125.00	---	9,875.00
MANUF HOUSING ADMIN E&E	07.160	2194	354,466.00	96,783.99	---	257,682.01
MANUFACTD HOUSING PRGM	07.160	3102	20,000.00	3,628.81	---	16,371.19
MANUF HOUSING ADMIN PS	07.160	3991	349,828.00	269,921.37	---	79,906.63
Public Service Commission Fund (0607)						
PSC REFUNDS	07.175	0818	10,000.00	---	---	10,000.00
PUBLIC SERVICE COMM PS	07.175	1428	10,618,459.00	10,406,049.39	---	212,409.61
PUBLIC SERVICE COMM E&E	07.175	2203	2,536,462.00	1,583,548.95	---	952,913.05
Manufactured Housing Consumer Recovery Fund (0909)						
MANUF HOUSING CONSUMER RC	07.160	4452	192,000.00	---	---	192,000.00
<u>Office of Public Counsel</u>						
Public Service Commission Fund (0607)						
OFC OF PUBLIC COUNSEL PS	07.170	7897	753,858.00	647,951.36	---	105,906.64
OFC OF PUBLIC COUNSEL E&E	07.170	7898	258,199.00	227,618.70	---	30,580.30
<u>Division of Energy</u>						
Utilicare Stabilization Fund (0134)						
ENERGY EFFICIENT SERVICES	07.150	8807	100.00	---	---	100.00
Missouri Alternative Fuel Vehicle Loan Fund (0886)						
ENERGY EFFICIENT SERVICES	07.150	8813	2,000.00	---	---	2,000.00
REFUND ACCOUNTS	07.150	8818	50.00	---	---	50.00
<u>Missouri Arts Council</u>						
Missouri Arts Council Trust Fund (0262)						
MO ARTS COUNCIL E&E	07.085	0989	8,443,414.00	4,235,727.30	---	4,207,686.70
MO ARTS COUNCIL PS	07.085	2881	552,079.00	264,477.88	---	287,601.12
INCENTIVES AND TECH ASST	07.085	2943	600,000.00	316,452.00	---	283,548.00
Missouri Public Broadcasting Corporation Special Fund (0887)						
PUBLIC TELEVISION GRANTS	07.085	1687	800,000.00	436,500.00	---	363,500.00

Missouri Housing Development Commission

Missouri Housing Trust Fund (0254)							
MO HOUSING DEVELOP COMM	07.155	0980	4,450,000.00	3,206,671.39	---	1,243,328.61	

DEPARTMENT OF ELEMENTARY AND SECONDARY EDUCATION

Deaf Relay Service and Equipment Distribution Program Fund (0559)

DESE LEASING	13.005	2478	20,247.00	20,224.32	---	22.68
State School Money Fund (0616)						
SCHLRS & FINE ARTS ACADMS	02.030	8320	200,000.00	194,000.00	---	6,000.00
SCHLRS & FINE ARTS ACD-NC	02.030	9127	550,000.00	533,500.00	---	16,500.00
Fair Share Fund (0687)						
PIKE-LINCOLN TECHNCL CNTR	19.006	8722	1,000,000.00	1,000,000.00	---	---

Division of Finance and Administrative Services

School District Bonds Fund (0248)						
SCHOOL DISTRICT BONDS	02.055	0113	492,000.00	424,222.48	---	67,777.52
Outstanding Schools Trust Fund (0287)						
FOUNDATION-FORMULA-NC	02.015	9109	835,818,636.00	835,818,636.00	---	---
Lottery Proceeds Fund (0291)						
FOUNDATION-TRANSPORTATION	02.015	2362	69,273,102.00	69,273,102.00	---	---
FOUNDATION-FORMULA	02.015	5667	42,295,163.00	14,517,055.60	---	27,778,107.40
State School Money Fund (0616)						
FOUNDATION-SM SCHL PRG	02.015	2081	15,000,000.00	15,000,000.00	---	---
FOUNDATION-FORMULA-NC	02.015	8966	1,958,854,028.00	1,951,821,684.75	---	7,032,343.25
FOUNDATION-TRNSPORTATN-NC	02.015	9106	46,024,611.00	46,024,611.00	---	---
OTHER GRANTS/DONATIONS EE	02.060	9993	314,779.00	314,778.54	---	0.46
School District Trust Fund (0688)						
SCHOOL DISTRICT TRUST FND	02.050	5240	831,282,000.00	831,282,000.00	---	---
Classroom Trust Fund (0784)						
FOUNDATION-FORMULA	02.015	2079	353,112,706.00	328,363,641.92	---	24,749,064.08
Rebuild Missouri Schools Fund (0917)						
REBUILD MISSOURI SCHOOLS	02.065	8281	3,235,000.00	3,235,000.00	---	---

Division of Learning Services

Outstanding Schools Trust Fund (0287)						
ADULT ED & LITERACY	02.175	1631	43,116.00	43,116.00	---	---
PERFORM BASED ASSESSMENT	02.085	2796	128,125.00	128,125.00	---	---
ADULT ED & LITERACY-NC	02.175	9111	781,364.00	781,364.00	---	---

**STATE OF MISSOURI
SUMMARY OF APPROPRIATION ACTIVITY
SPECIAL REVENUE FUNDS
FOR THE APPROPRIATION YEAR 2015**

	H.B. No.	Appr. No.	Appropriations	Expenditures and Transfers Out	Reappropriations to 2016	Lapse of Appropriations
Lottery Proceeds Fund (0291)						
HIGH NEED FUND	02.190	0657	19,590,000.00	18,997,647.45	---	592,352.55
PERFORM BASED ASSESSMENT	02.085	1289	4,311,255.00	4,311,255.00	---	---
VIRTUAL EDUCATION E&E	02.015	4269	389,778.00	389,778.00	---	---
FOUNDATION-EARLY SPEC ED	02.015	5645	16,548,507.00	16,548,507.00	---	---
DFS/DMH SCHOOL PLACEMENTS	02.200	5677	7,768,606.00	7,768,606.00	---	---
KC TUTORING PROGRAM	02.025	8321	100,000.00	97,000.00	---	3,000.00
Children's Service Commission Fund (0601)						
CHILDREN'S SERVICE COMM	02.250	2820	8,000.00	---	---	8,000.00
State School Money Fund (0616)						
FOUNDATION-CAREER ED	02.015	0720	49,617,073.00	49,617,073.00	---	---
FOUNDATION-EARLY CHLD DEV	02.015	0722	11,000,000.00	11,000,000.00	---	---
READERS FOR THE BLIND	02.210	2268	25,000.00	25,000.00	---	---
FERMAN MEMORIAL-GIFTED	02.115	5640	9,027.00	3,368.62	---	5,658.38
CRITICAL NEEDS-TEACHER	02.035	6706	136,326.00	136,326.00	---	---
EARLY CHILDHOOD PROGRAM	02.075	7976	125,000.00	125,000.00	---	---
FOUNDATION-ERLY SPC ED-NC	02.015	9107	120,698,969.00	120,698,969.00	---	---
FOUNDATION-CAREER ED-NC	02.015	9108	451,955.00	451,955.00	---	---
Part C Early Intervention Fund (0788)						
MEDICAID REIM-FIRST STEPS	02.195	2258	10,000,000.00	3,869,036.50	---	6,130,963.50
PART C EARLY INTERVENTION	02.195	2259	3,000,000.00	300,000.00	---	2,700,000.00
Early Childhood Development, Education and Care Fund (0859)						
EARLY CHILDHOOD PROGRAM	02.075	0028	11,694,141.00	11,328,177.57	---	365,963.43
FIRST STEPS	02.195	3180	578,644.00	561,285.00	---	17,359.00
FOUNDATION-EARLY CHLD DEV	02.015	8118	5,000,000.00	5,000,000.00	---	---
FOUNDATION-EARLY SPEC ED	02.015	8322	10,812,900.00	10,812,900.00	---	---
DIV OF LEARNING SRVS PS	02.070	8848	60,564.00	58,739.00	---	1,825.00
<u>Office of Special Education</u>						
Missouri Commission for the Deaf Board of Certification of Interpreters Fund (0264)						
COMM FOR THE DEAF E&E	02.240	0111	103,739.00	84,129.21	---	19,609.79
Bingo Proceeds for Education Fund (0289)						
BOARD OPERATED E&E	02.015	2303	1,876,355.00	1,876,355.00	---	---
CRITICAL M&R	18.010	8655	849,165.30	211,777.57	---	637,387.73

Deaf Relay Service and Equipment							
Distribution Program Fund (0559)							
MO ASSISTIVE TECH-PS	02.245	2351	223,568.00	153,717.13	---	69,850.87	
MO ASSISTIVE TECH-EE	02.245	2365	1,639,703.00	936,119.03	---	703,583.97	
Handicapped Children's Trust Fund (0618)							
SCHOOL SEVERELY HANDICAP	02.235	2280	200,000.00	1,864.37	---	198,135.63	
Missouri Commission for the Deaf and Assistive Technology Trust Fund (0781)							
MO ASSISTIVE TECH-EE	02.245	2370	1,080,000.00	795,108.46	---	284,891.54	

Office of Adult Learning and Rehabilitation Services

Lottery Proceeds Fund (0291)							
VOCATIONAL REHAB GRANT	02.160	2806	1,400,000.00	1,400,000.00	---	---	

DEPARTMENT OF HIGHER EDUCATION

Higher Education Administration

Lottery Proceeds Fund (0291)							
CROWDER COLLEGE	03.200	2492	477,418.00	463,095.00	---	14,323.00	
EAST CENTRAL COLLEGE	03.200	2494	385,227.00	373,670.00	---	11,557.00	
JEFFERSON COLLEGE	03.200	2496	537,312.00	521,193.00	---	16,119.00	
METROPOLITAN COM COLLEGE	03.200	2498	2,737,299.00	2,655,180.00	---	82,119.00	
MINERAL AREA COLLEGE	03.200	2500	412,518.00	400,142.00	---	12,376.00	
MOBERLY AREA COM COLLEGE	03.200	2502	278,808.00	270,444.00	---	8,364.00	
NORTH CENTRAL MO COLLEGE	03.200	2504	168,890.00	163,823.00	---	5,067.00	
OZARKS TECH COM COLLEGE	03.200	2511	702,237.00	681,170.00	---	21,067.00	
ST CHARLES CNTY COM COL	03.200	2513	486,747.00	472,145.00	---	14,602.00	
ST LOUIS COM COLLEGE	03.200	2516	3,642,515.00	3,533,240.00	---	109,275.00	
STATE FAIR COM COLLEGE	03.200	2518	382,096.00	370,633.00	---	11,463.00	
THREE RIVERS COM COLLEGE	03.200	2520	278,924.00	270,556.00	---	8,368.00	
MINORTIY TEACH SCHLSHPS	03.080	4545	169,000.00	163,687.40	---	5,312.60	
DHE Out-of-State Program Fund (0420)							
COORDINATION ADMIN PS	03.005	8395	37,672.00	8,291.08	---	29,380.92	
COORDINATION ADMIN E&E	03.005	8396	16,850.00	15,350.00	---	1,500.00	
Prop. School Cert Fund (0729)							
PROPRIETARY SCH ADMIN PS	03.010	8391	190,760.00	181,298.94	---	9,461.06	
PROPRIETARY SCH ADMIN E&E	03.010	8392	112,148.00	12,476.65	---	99,671.35	
Access Missouri Financial Assistance Fund (0791)							
ACCESS MISSOURI	03.060	2179	78,500,000.00	59,933,326.10	---	18,566,673.90	
Kids' Chance Scholarship Fund (0878)							
KIDS CHANCE SCHLSPS	03.085	4442	15,000.00	9,000.00	---	6,000.00	

**STATE OF MISSOURI
SUMMARY OF APPROPRIATION ACTIVITY
SPECIAL REVENUE FUNDS
FOR THE APPROPRIATION YEAR 2015**

	H.B. No.	Appr. No.	Appropriations	Expenditures and Transfers Out	Reappropriations to 2016	Lapse of Appropriations
Guaranty Agency Operating Fund (0880)						
LOAN PROGRAM ADMIN PS	03.100	0998	2,260,118.00	1,618,085.36	---	642,032.64
LOAN PROGRAM ADMIN E&E	03.100	2169	8,325,693.00	2,626,303.16	---	5,699,389.84
FEDERAL LOAN COMPLIANCE	03.100	3134	500,000.00	2,279.96	---	497,720.04
COLLECTION INVOICING	03.100	5075	8,000,000.00	6,579,677.67	---	1,420,322.33
LOAN PROGRAM ADMIN	03.100	7256	890,000.00	775,236.35	---	114,763.65
COORDINATION ADMIN PS	03.005	9023	237,920.00	237,920.00	---	---
COORDINATION ADMIN E&E	03.005	9024	45,354.00	30,375.11	---	14,978.89
Federal Student Loan Reserve Fund (0881)						
LOAN PRGM REVOLVING FUND	03.110	0067	180,000,000.00	117,722,532.65	---	62,277,467.35
<u>State Colleges and Universities</u>						
Lottery Proceeds Fund (0291)						
UNIVERSITY OF CENTRAL MO	03.210	1539	6,050,959.00	5,869,430.00	---	181,529.00
SOUTHEAST MO STATE UNIV	03.215	1540	4,935,757.00	4,787,684.00	---	148,073.00
MO STATE UNIVERSITY	03.220	1545	9,670,119.00	9,380,015.00	---	290,104.00
TRUMAN STATE UNIVERSITY	03.230	1546	4,576,165.00	4,438,880.00	---	137,285.00
NORTHWEST MO STATE UNIV	03.235	1547	3,342,740.00	3,242,458.00	---	100,282.00
MO SOUTHERN ST UNIVERSITY	03.240	1549	2,431,511.00	2,358,566.00	---	72,945.00
MO WESTERN ST UNIVERSITY	03.245	1550	2,394,327.00	2,322,497.00	---	71,830.00
HARRIS STOWE ST UNIV	03.250	1551	1,148,979.00	1,114,510.00	---	34,469.00
UNIV OF MISSOURI CAMPUSES	03.255	1552	46,842,748.00	45,437,466.00	---	1,405,282.00
LINCOLN UNIVERSITY	03.225	1554	1,814,072.00	1,759,650.00	---	54,422.00
STATE TECH COLLEGE OF MO	03.205	6227	536,217.00	520,130.00	---	16,087.00
Spinal Cord Injury Fund (0578)						
SPINAL CORD INJURY	03.270	5628	1,500,000.00	1,283,153.00	---	216,847.00
State Seminary Moneys Fund (0623)						
SEMINARY FUND INV INCOME	03.295	0616	275,000.00	46,750.00	---	228,250.00
<u>DEPARTMENT OF HEALTH AND SENIOR SERVICES</u>						
Nursing Facility Quality of Care Fund (0271)						
REFUNDS	10.620	7331	9,240.00	6,827.00	---	2,413.00
Mammography Fund (0293)						
REFUNDS	10.620	2873	1,000.00	---	---	1,000.00
Missouri Public Health Services Fund (0298)						
REFUNDS	10.620	7334	45,000.00	39,931.36	---	5,068.64

Endowed Care Cemetery Audit Fund (0562)							
REFUNDS	10.620	7492	2,899.00	1,217.90	---	1,681.10	
Professional and Practical Nursing Student Loan and Nurse Loan Repayment Fund (0565)							
REFUNDS	10.620	7335	2,500.00	1,360.07	---	1,139.93	
Health and Senior Services Document Services Fund (0646)							
REFUNDS	10.620	7336	3,852.00	---	---	3,852.00	
Criminal Record System Fund (0671)							
REFUNDS	10.620	4486	333.00	64.00	---	269.00	
Children's Trust Fund (0694)							
REFUNDS	10.620	7493	13,495.00	6,089.53	---	7,405.47	
Brain Injury Fund (0742)							
REFUNDS	10.620	8345	100.00	---	---	100.00	
Organ Donor Program Fund (0824)							
REFUNDS	10.620	8024	25.00	---	---	25.00	
<u>Office of the Director</u>							
Health Initiatives Fund (0275)							
OFC WOMEN'S HEALTH E&E	10.720	8170	401.00	389.00	---	12.00	
OPCRH E&E	10.720	8178	14,450.00	14,016.00	---	434.00	
OPCRH PS	10.720	8304	95,467.00	92,464.55	---	3,002.45	
Professional and Practical Nursing Student Loan and Nurse Loan Repayment Fund (0565)							
OPCRH PS	10.720	8179	73,864.00	61,850.01	---	12,013.99	
OPCRH E&E	10.720	8182	8,900.00	4,451.33	---	4,448.67	
<u>Administration</u>							
Nursing Facility Quality of Care Fund (0271)							
DIVISION OF ADMIN E&E	10.605	6114	400,000.00	264,128.89	---	135,871.11	
Mammography Fund (0293)							
DIVISION OF ADMIN E&E	10.605	3750	25,000.00	21,168.80	---	3,831.20	
Missouri Public Health Services Fund (0298)							
DIVISION OF ADMIN PS	10.605	1799	129,839.00	129,253.38	---	585.62	
DIVISION OF ADMIN E&E	10.605	1800	91,525.00	---	---	91,525.00	
Professional and Practical Nursing Student Loan and Nurse Loan Repayment Fund (0565)							
DIVISION OF ADMIN E&E	10.605	3751	30,000.00	7,673.47	---	22,326.53	
Health and Senior Services Document Services Fund (0646)							
DIVISION OF ADMIN E&E	10.605	7697	44,571.00	12,603.74	---	31,967.26	
Putative Father Registry Fund (0780)							
DIVISION OF ADMIN E&E	10.605	3259	25,000.00	19,883.77	---	5,116.23	
Organ Donor Program Fund (0824)							
DIVISION OF ADMIN E&E	10.605	3752	30,000.00	24,218.25	---	5,781.75	

**STATE OF MISSOURI
SUMMARY OF APPROPRIATION ACTIVITY
SPECIAL REVENUE FUNDS
FOR THE APPROPRIATION YEAR 2015**

	H.B. No.	Appr. No.	Appropriations	Expenditures and Transfers Out	Reappropriations to 2016	Lapse of Appropriations
<u>Division of Community and Public Health</u>						
Health Initiatives Fund (0275)						
DIV COMM&PUBLIC HLTH PS	10.700	1219	985,112.00	955,559.00	---	29,553.00
DIV COMM&PUBLIC HLTH E&E	10.700	7653	520,019.00	504,418.00	---	15,601.00
DCPH MEDICAID E&E	10.700	7800	35,831.00	28,164.71	---	7,666.29
Missouri Public Health Services Fund (0298)						
PUBLIC HEALTH LAB PS	10.740	0222	1,343,532.00	958,731.02	---	384,800.98
PUBLIC HEALTH LAB E&E	10.740	0223	3,158,210.00	2,981,648.41	---	176,561.59
DIV COMM&PUBLIC HLTH PS	10.700	1232	388,225.00	292,613.07	---	95,611.93
DIV COMM&PUBLIC HLTH E&E	10.700	1233	83,053.00	33,560.66	---	49,492.34
GENETICS PROGRAM	10.710	1690	1,549,750.00	1,464,634.68	---	85,115.32
HEALTH LAB MEDICAID E&E	10.740	1935	450,000.00	450,000.00	---	---
Professional and Practical Nursing Student Loan and Nurse Loan Repayment Fund (0565)						
NURSE LOAN PROGRAM	10.725	3937	499,752.00	499,500.00	---	252.00
Insurance Dedicated Fund (0566)						
POISON CONTROL HOTLINE EE	10.735	8700	1,000,000.00	1,000,000.00	---	---
Health and Senior Services Document Services Fund (0646)						
DIV COMM&PUBLIC HLTH PS	10.700	1234	120,636.00	7,119.62	---	113,516.38
DIV COMM&PUBLIC HLTH E&E	10.700	1236	69,048.00	20,146.91	---	48,901.09
Hazardous Waste Fund (0676)						
DIV COMM&PUBLIC HLTH PS	10.700	1663	203,590.00	194,884.69	---	8,705.31
DIV COMM&PUBLIC HLTH E&E	10.700	1664	66,883.00	45,293.18	---	21,589.82
Safe Drinking Water Fund (0679)						
PUBLIC HEALTH LAB E&E	10.740	4530	434,532.00	396,784.86	---	37,747.14
Brain Injury Fund (0742)						
BRAIN INJURY SERVICES	10.710	7527	1,074,900.00	642,221.37	---	432,678.63
Putative Father Registry Fund (0780)						
DIV COMM&PUBLIC HLTH PS	10.700	1247	77,047.00	73,509.94	---	3,537.06
DIV COMM&PUBLIC HLTH E&E	10.700	1251	27,748.00	27,748.00	---	---
Organ Donor Program Fund (0824)						
DIV COMM&PUBLIC HLTH PS	10.700	1225	110,169.00	69,692.86	---	40,476.14
DIV COMM&PUBLIC HLTH E&E	10.700	1230	81,887.00	58,190.20	---	23,696.80
DIV COMM&PUBLIC HLTH PROG	10.710	1257	45,000.00	---	---	45,000.00
Missouri Lead Abatement Loan Fund (0893)						
LEAD ABATEMENT LOAN PRGM	10.710	5313	46,000.00	---	---	46,000.00
Governor's Council on Physical Fitness Institution Gift Trust Fund (0924)						
DIV COMM&PUBLIC HLTH E&E	10.700	2431	47,500.00	32.91	---	47,467.09

Division of Senior and Disability Services

Elderly Home-Delivered Meals Trust Fund (0296)

AAA CONTRACTS	10.825	4521	62,958.00	44,510.00	---	18,448.00
---------------	--------	------	-----------	-----------	-----	-----------

Division of Regulation and Licensure

Nursing Facility Federal Reimbursement

Allowance Fund (0196)

DIV OF REG&LICENSURE E&E	10.900	7107	725,000.00	657,994.32	---	67,005.68
--------------------------	--------	------	------------	------------	-----	-----------

Nursing Facility Quality of Care Fund (0271)

DIV OF REG&LICENSURE PS	10.900	1270	866,630.00	609,563.56	---	257,066.44
-------------------------	--------	------	------------	------------	-----	------------

DIV OF REG&LICENSURE E&E	10.900	1271	1,022,832.00	723,429.90	---	299,402.10
--------------------------	--------	------	--------------	------------	-----	------------

Mammography Fund (0293)

DIV OF REG&LICENSURE PS	10.900	1275	63,781.00	63,781.00	---	---
-------------------------	--------	------	-----------	-----------	-----	-----

DIV OF REG&LICENSURE E&E	10.900	1276	13,110.00	13,110.00	---	---
--------------------------	--------	------	-----------	-----------	-----	-----

Early Childhood Development, Education and Care Fund (0859)

DIV OF REG&LICENSURE PS	10.900	1278	214,400.00	207,910.02	---	6,489.98
-------------------------	--------	------	------------	------------	-----	----------

DIV OF REG&LICENSURE E&E	10.900	1280	57,197.00	55,481.00	---	1,716.00
--------------------------	--------	------	-----------	-----------	-----	----------

DEPARTMENT OF TRANSPORTATION

Motorcycle Safety Trust Fund (0246)

MAINTENANCE E&E	04.415	6311	425,000.00	227,020.13	---	197,979.87
-----------------	--------	------	------------	------------	-----	------------

Grade Crossing Safety Account Fund (0290)

RR GRADE CROSSING HAZARDS	04.515	6179	4,000,000.00	2,749,543.30	---	1,250,456.70
---------------------------	--------	------	--------------	--------------	-----	--------------

State Highways and Transportation

Department Fund (0644)

ST HWY&TRANSP DP FUND REF	04.430	6172	25,000.00	20,262.26	---	4,737.74
---------------------------	--------	------	-----------	-----------	-----	----------

MOTOR FUEL TAX REFUND	04.430	6173	30,000,000.00	19,891,303.72	---	10,108,696.28
-----------------------	--------	------	---------------	---------------	-----	---------------

Railroad Expense Fund (0659)

MULTIMODAL OPS ADMIN PS	04.440	6174	435,597.00	331,227.16	---	104,369.84
-------------------------	--------	------	------------	------------	-----	------------

MULTIMODAL OPS ADMIN E&E	04.440	6175	100,902.00	77,697.10	---	23,204.90
--------------------------	--------	------	------------	-----------	-----	-----------

SUPPORT TO MULTIMODAL DIV	04.445	6180	90,500.00	82,314.94	---	8,185.06
---------------------------	--------	------	-----------	-----------	-----	----------

FRINGES MULTIMODAL PS	04.405	6181	333,252.00	230,330.82	---	102,921.18
-----------------------	--------	------	------------	------------	-----	------------

State Transportation Fund (0675)

FRINGES MULTIMODAL PS	04.405	0115	116,357.00	88,612.65	---	27,744.35
-----------------------	--------	------	------------	-----------	-----	-----------

SUPPORT TO MULTIMODAL DIV	04.445	0436	35,000.00	19,347.61	---	15,652.39
---------------------------	--------	------	-----------	-----------	-----	-----------

TRANSIT FUNDS COUNTED	04.455	0786	560,875.00	560,875.00	---	---
-----------------------	--------	------	------------	------------	-----	-----

MO AMTRAK STATIONS	04.510	1046	25,000.00	25,000.00	---	---
--------------------	--------	------	-----------	-----------	-----	-----

MULTIMODAL OPS ADMIN E&E	04.440	2270	26,220.00	11,297.20	---	14,922.80
--------------------------	--------	------	-----------	-----------	-----	-----------

PORT AUTH FINANCIAL ASST	04.535	7489	400,000.00	397,461.98	---	2,538.02
--------------------------	--------	------	------------	------------	-----	----------

ELDRLY&DISAB TRAN ASSTIST	04.465	7512	1,274,478.00	1,274,478.00	---	---
---------------------------	--------	------	--------------	--------------	-----	-----

FREIGHT ENHANCEMENT FUNDS	04.545	8248	650,000.00	650,000.00	---	---
---------------------------	--------	------	------------	------------	-----	-----

STATE SAFETY OVERSIGHT	04.500	8786	126,491.00	8,107.39	---	118,383.61
------------------------	--------	------	------------	----------	-----	------------

MULTIMODAL OPS ADMIN PS	04.440	9939	158,469.00	137,039.12	---	21,429.88
-------------------------	--------	------	------------	------------	-----	-----------

**STATE OF MISSOURI
SUMMARY OF APPROPRIATION ACTIVITY
SPECIAL REVENUE FUNDS
FOR THE APPROPRIATION YEAR 2015**

	H.B. No.	Appr. No.	Appropriations	Expenditures and Transfers Out	Reappropriations to 2016	Lapse of Appropriations
Light Rail Safety Fund (0838)						
LIGHT RAIL SAFETY E&E	04.500	6178	1,000,000.00	---	---	1,000,000.00
State Transportation Assistance Revolving Fund (0841)						
MULTIMODAL REVOLVING LOAN	04.450	4404	1,000,000.00	---	---	1,000,000.00
Aviation Trust Fund (0952)						
AIRPORT CI & MAINT	04.520	1045	10,000,000.00	6,454,751.68	---	3,545,248.32
MULTIMODAL OPS ADMIN PS	04.440	4660	491,683.00	444,474.50	---	47,208.50
MULTIMODAL OPS ADMIN E&E	04.440	4661	24,827.00	20,310.40	---	4,516.60
FRINGES MULTIMODAL PS	04.405	4662	369,551.00	316,630.56	---	52,920.44
SUPPORT TO MULTIMODAL DIV	04.445	4857	75,567.00	72,039.38	---	3,527.62
MID-MO AIRPORT MASTRPLANG	04.525	8687	350,000.00	---	---	350,000.00
<u>DEPARTMENT OF LABOR AND INDUSTRIAL RELATIONS</u>						
Workers' Compensation Fund (0652)						
DOLIR LEASING	13.005	3236	230,026.00	229,864.21	---	161.79
DOLIR STATE OWNED	13.010	7722	377,752.00	375,072.00	---	2,680.00
CRITICAL M&R	18.010	8577	400,000.00	---	---	400,000.00
Special Employment Security Fund (0949)						
CRITICAL M&R	18.010	8578	162,226.19	129,320.00	32,906.00	0.19
<u>Division of Labor Standards</u>						
Workers' Compensation Fund (0652)						
ON-SITE CONSULT/LS PS	07.825	7254	122,254.00	116,838.23	---	5,415.77
ON-SITE CONSULT/LS E&E	07.825	7275	33,042.00	31,328.56	---	1,713.44
MINE SAFETY TRNG PRGM PS	07.830	7645	72,445.00	71,841.26	---	603.74
MINE SAFETY TRNG PRGM E&E	07.830	7647	12,119.00	12,001.08	---	117.92
Child Labor Enforcement Fund (0826)						
CHILD LABOR E&E	07.820	8680	179,450.00	8,066.61	---	171,383.39
Mine Inspection Fund (0973)						
MINE & CAVE INSPECTION PS	07.820	8681	46,311.00	40,701.00	---	5,610.00
MINE & CAVE INSPCTION E&E	07.820	8682	7,400.00	3,723.34	---	3,676.66

Division of Worker's Compensation

Tort Victims Compensation Fund (0622)						
ADMIN WORK COMP E&E	07.840	5259	4,836.00	60.66	---	4,775.34
TORT VICTIMS COMP PAYMENT	07.865	6107	1,000,000.00	365,999.85	---	634,000.15
Workers' Compensation Fund (0652)						
ADMIN WORK COMP PS	07.840	0690	8,530,379.00	7,303,125.71	---	1,227,253.29
ADMIN WORK COMP E&E	07.840	0693	6,262,359.00	686,125.67	---	5,576,233.33
Workers' Compensation - Second Injury Fund (0653)						
SECOND INJURY FUND CLAIMS	07.845	4636	90,132,000.00	88,855,585.05	---	1,276,414.95
SECOND INJURY REFUNDS	07.850	6106	500,000.00	52,103.49	---	447,896.51

Division of Employment Security

War on Terror Unemployment Compensation Fund (0736)						
WAR ON TERROR E&E	07.890	3761	45,000.00	---	---	45,000.00
WAR ON TERROR	07.890	3762	45,000.00	---	---	45,000.00
Special Employment Security Fund (0949)						
SPECIAL EMP SECURITY E&E	07.885	2945	6,500,000.00	3,688,900.65	---	2,811,099.35
SPECIAL EMP SECURITY PS	07.885	5414	548,914.00	491,602.31	---	57,311.69
FEDERAL INTEREST PAYMENTS	07.885	6685	10,000,001.00	4,694,946.48	---	5,305,054.52
Unemployment Automation Fund (0953)						
ADMIN EMP SEC PS	07.875	4391	690,531.00	566,267.57	---	124,263.43
UI MODERNIZATION E&E	07.875	8409	16,143.00	1,339.20	---	14,803.80

Labor and Industrial Relations Commission

Workers' Compensation Fund (0652)						
INDUSTRIAL COMMISSION PS	07.815	3096	432,123.00	403,114.61	---	29,008.39
INDUSTRIAL COMMISSION E&E	07.815	4526	54,166.00	28,895.39	---	25,270.61

DEPARTMENT OF MENTAL HEALTH

Compulsive Gamblers Fund (0249)						
REFUNDS	10.030	4412	100.00	---	---	100.00
MENTAL HEALTH STATE OWNED	13.010	7753	1,344.00	1,334.00	---	10.00
Health Initiatives Fund (0275)						
REFUNDS	10.030	4407	100.00	---	---	100.00
MENTAL HEALTH STATE OWNED	13.010	7754	6,044.00	6,001.00	---	43.00
Mental Health Earnings Fund (0288)						
REFUNDS	10.030	4409	50,000.00	50,000.00	---	---
MENTAL HEALTH STATE OWNED	13.010	7755	3,359.00	841.68	---	2,517.32
Mental Health Trust Fund (0926)						
REFUNDS	10.030	4410	25,000.00	---	---	25,000.00

**STATE OF MISSOURI
SUMMARY OF APPROPRIATION ACTIVITY
SPECIAL REVENUE FUNDS
FOR THE APPROPRIATION YEAR 2015**

	H.B. No.	Appr. No.	Appropriations	Expenditures and Transfers Out	Reappropriations to 2016	Lapse of Appropriations
<u>Office of the Director</u>						
Mental Health Earnings Fund (0288)						
STAFF TRAINING	10.025	6780	100,000.00	6,677.83	---	93,322.17
Mental Health Trust Fund (0926)						
MENTAL HLT TRUST FUND PS	10.040	4136	441,323.00	47,969.82	---	393,353.18
MENTAL HLT TRUST FUND E&E	10.040	4137	780,997.00	647,657.90	---	133,339.10
MENTAL HLT TRUST FUND PD	10.040	9096	219,003.00	219,002.51	---	0.49
<u>Division of Alcohol and Drug Abuse</u>						
Compulsive Gamblers Fund (0249)						
COMPULSIVE GAMBLING TRTMT	10.115	0313	211,016.00	145,755.11	---	65,260.89
COMPULSIVE GAMBLING PS	10.115	2451	41,423.00	20,991.80	---	20,431.20
COMPULSIVE GAMBLING E&E	10.115	2452	3,133.00	426.77	---	2,706.23
Health Initiatives Fund (0275)						
ADA ADMIN PS	10.100	1839	46,686.00	45,284.77	---	1,401.23
ADA TREATMENT-MEDICAID MT	10.110	2044	2,925,396.00	2,925,395.93	---	0.07
COMMUNITY 2000	10.105	3145	82,148.00	82,148.00	---	---
ADA TREATMENT SERVICES	10.110	4151	3,245,791.00	3,245,791.00	---	---
SATOP PS	10.120	7247	197,468.00	197,467.80	---	0.20
SATOP E&E	10.120	7248	38,802.00	34,257.98	---	4,544.02
Mental Health Earnings Fund (0288)						
SATOP	10.120	3901	6,479,413.00	5,838,562.24	---	640,850.76
ADA ADMIN PS	10.100	4140	131,928.00	34,818.04	---	97,109.96
ADA ADMIN E&E	10.100	4141	97,429.00	8,169.98	---	89,259.02
SATOP-MEDICAID MATCH	10.120	8842	300,587.00	---	---	300,587.00
<u>Division of Comprehensive Psychiatric Services</u>						
Mental Health Earnings Fund (0288)						
ADULT COMMUNITY PROGRAM	10.210	3551	583,740.00	233,118.56	---	350,621.44
CPS FACILITY SUPPORT-E&E	10.205	6774	1,404,409.00	581,747.67	---	822,661.33
CPS FACILITY SUPPORT-PS	10.205	8211	104,282.00	38,476.50	---	65,805.50
ADULT COM PRG SW PS	10.315	8931	2,267,906.00	1,655,594.56	---	612,311.44

DEPARTMENT OF NATURAL RESOURCES

Missouri Air Emission Reduction Fund (0267)						
REFUND ACCOUNTS	06.315	1591	22,988.00	22,799.50	---	188.50
DNR INTEGRATED DATA SYSTM	06.300	8949	35,843.00	---	---	35,843.00
Natural Resources Protection Fund (0555)						
ENVIRONMENTAL RESTORATION	06.305	2415	6,057,917.00	1,154,385.13	---	4,903,531.87
Natural Resources Protection - Water Pollution Permit Fee Subaccount Fund (0568)						
REFUND ACCOUNTS	06.315	2739	25,011.00	15,167.65	---	9,843.35
ENVIRONMENTAL RESTORATION	06.305	4301	100,000.00	---	---	100,000.00
DNR INTEGRATED DATA SYSTM	06.300	8950	194,412.00	---	---	194,412.00
Solid Waste Management - Scrap Tire Subaccount Fund (0569)						
REFUND ACCOUNTS	06.315	3536	1,165.00	---	---	1,165.00
DNR INTEGRATED DATA SYSTM	06.300	8951	555.00	---	---	555.00
Solid Waste Management Fund (0570)						
REFUND ACCOUNTS	06.315	3537	1,165.00	---	---	1,165.00
DNR INTEGRATED DATA SYSTM	06.300	8952	10,420.00	---	---	10,420.00
Metallic Minerals Waste Management Fund (0575)						
REFUND ACCOUNTS	06.315	3538	165.00	---	---	165.00
DNR INTEGRATED DATA SYSTM	06.300	8953	320.00	---	---	320.00
Natural Resources Protection - Air Pollution Asbestos Fee Subaccount Fund (0584)						
REFUND ACCOUNTS	06.315	2740	9,930.00	4,155.00	---	5,775.00
Underground Storage Tank Regulation Program Fund (0586)						
REFUND ACCOUNTS	06.315	2742	4,965.00	---	---	4,965.00
DNR INTEGRATED DATA SYSTM	06.300	8955	3,091.00	---	---	3,091.00
Natural Resources Protection - Air Pollution Permit Fee Subaccount Fund (0594)						
REFUND ACCOUNTS	06.315	2743	17,466.00	2,120.00	---	15,346.00
DNR INTEGRATED DATA SYSTM	06.300	8956	112,469.00	---	---	112,469.00
Water and Wastewater Loan Revolving Fund (0602)						
REFUND ACCOUNTS	06.315	3539	10,498.00	---	---	10,498.00
Parks Sales Tax Fund (0613)						
REFUND ACCOUNTS	06.315	3374	16,575.00	7,953.34	---	8,621.66
Soil and Water Sales Tax Fund (0614)						
REFUND ACCOUNTS	06.315	3540	329.00	---	---	329.00
Water and Wastewater Loan Fund (0649)						
REFUND ACCOUNTS	06.315	3541	165.00	---	---	165.00
Groundwater Protection Fund (0660)						
REFUND ACCOUNTS	06.315	2744	3,165.00	1,080.00	---	2,085.00
DNR INTEGRATED DATA SYSTM	06.300	8958	84,646.00	---	---	84,646.00

**STATE OF MISSOURI
SUMMARY OF APPROPRIATION ACTIVITY
SPECIAL REVENUE FUNDS
FOR THE APPROPRIATION YEAR 2015**

	H.B. No.	Appr. No.	Appropriations	Expenditures and Transfers Out	Reappropriations to 2016	Lapse of Appropriations
Hazardous Waste Fund (0676)						
REFUND ACCOUNTS	06.315	2746	59,688.00	7,209.67	---	52,478.33
DNR INTEGRATED DATA SYSTM	06.300	8959	45,629.00	---	---	45,629.00
Safe Drinking Water Fund (0679)						
REFUND ACCOUNTS	06.315	2745	14,726.00	2,345.00	---	12,381.00
DNR INTEGRATED DATA SYSTM	06.300	8960	27,747.00	---	---	27,747.00
Coal Mine Land Reclamation Fund (0684)						
REFUND ACCOUNTS	06.315	3544	165.00	---	---	165.00
Oil and Gas Remedial Fund (0699)						
REFUND ACCOUNTS	06.315	7418	750.00	---	---	750.00
Storm Water Loan Revolving Fund (0754)						
REFUND ACCOUNTS	06.315	6865	200.00	---	---	200.00
Rural Water and Sewer Loan Revolving Fund (0755)						
REFUND ACCOUNTS	06.315	6866	165.00	---	---	165.00
Geologic Resources Fund (0801)						
REFUND ACCOUNTS	06.315	2891	400.00	---	---	400.00
Concentrated Animal Feeding Operation Indemnity Fund (0834)						
REFUND ACCOUNTS	06.315	4451	450.00	---	---	450.00
Dry-Cleaning Environmental Response Trust Fund (0898)						
REFUND ACCOUNTS	06.315	3129	4,000.00	---	---	4,000.00
DNR INTEGRATED DATA SYSTM	06.300	8961	1,226.00	---	---	1,226.00
Mined Land Reclamation Fund (0906)						
REFUND ACCOUNTS	06.315	2748	9,930.00	---	---	9,930.00
DNR INTEGRATED DATA SYSTM	06.300	8962	22,186.00	---	---	22,186.00
Babler State Park Fund (0911)						
REFUND ACCOUNTS	06.315	3375	417.00	---	---	417.00
<u>Department Operations</u>						
Solid Waste Management Fund (0570)						
DT OP-CONTRACT AUDITS E&E	06.200	2295	150,000.00	22,712.00	---	127,288.00
Soil and Water Sales Tax Fund (0614)						
DT OP-CONTRACT AUDITS E&E	06.200	2299	250,000.00	71,666.84	---	178,333.16
Water and Wastewater Loan Fund (0649)						
DEPT OPERATIONS E&E	06.200	1816	27,000.00	---	---	27,000.00

Soil and Water Conservation Program

Soil and Water Sales Tax Fund (0614)

SPECIAL AREA LAND TREATMT	06.220	1420	800,000.00	305,811.91	---	494,188.09
SOIL & WATER RES GRANT	06.220	1423	200,000.00	16,230.37	---	183,769.63
COST SHARE GRANT	06.220	1425	31,000,000.00	24,431,631.61	---	6,568,368.39
CONSERVATION INCENTVE PRG	06.220	1427	250,000.00	496.50	---	249,503.50
SOIL & WATER CONSERV PS	06.220	5338	1,367,074.00	1,014,929.25	---	352,144.75
SOIL & WATER CONSERV E&E	06.220	5339	629,982.00	345,122.81	---	284,859.19
GRANTS TO SOIL DISTRICTS	06.220	7607	11,680,570.00	11,496,099.53	---	184,470.47

Division of Environmental Quality

Missouri Air Emission Reduction Fund (0267)

AIR POLLUTION CNTRL PS	06.225	4381	770,350.00	722,200.79	---	48,149.21
AIR POLLUTION CNTRL E&E	06.225	4384	458,342.00	94,521.71	---	363,820.29
REGIONAL OFFICES PS	06.225	8858	181,907.00	176,956.22	---	4,950.78
REGIONAL OFFICES E&E	06.225	8863	30,133.00	19,651.36	---	10,481.64

Natural Resources Protection Fund (0555)

HAZARDOUS WASTE PS	06.225	5377	277,264.00	213,315.73	---	63,948.27
HAZARDOUS WASTE E&E	06.225	5383	45,814.00	45,230.11	---	583.89
AIR POLLUTION CNTRL E&E	06.225	5494	19.00	---	---	19.00
WATER PROTECTION PRG E&E	06.225	7178	22,827.00	---	---	22,827.00
ENVIRONMENTAL SVS PS	06.225	7359	60,059.00	1,825.30	---	58,233.70
ENVIRONMENTAL SVS E&E	06.225	7364	58,869.00	2,242.59	---	56,626.41
WATER PROTECTION PRG PS	06.225	8219	66,789.00	61,364.50	---	5,424.50

Natural Resources Protection - Water Pollution

Permit Fee Subaccount Fund (0568)

WATER QUALITY STUDY GRANT	06.225	1359	2,450,000.00	1,402,020.94	---	1,047,979.06
TECHNCL ASSIST GRANTS DEQ	06.225	4387	750,000.00	38,580.00	---	711,420.00
REGIONAL OFFICES PS	06.225	5342	1,005,781.00	1,000,131.01	---	5,649.99
REGIONAL OFFICES E&E	06.225	5351	183,798.00	22,991.50	---	160,806.50
ENVIRONMENTAL SVS PS	06.225	5410	219,689.00	200,609.12	---	19,079.88
CONSTRUCTION GRNTS&LOANS	06.225	6955	4,350,000.00	239,741.62	---	4,110,258.38
WATER PROTECTION PRG PS	06.225	7174	2,063,711.00	2,013,297.82	---	50,413.18
WATER PROTECTION PRG E&E	06.225	7179	725,542.00	401,856.41	---	323,685.59
WATER INFRASTRUCTURE ENC	06.225	8760	6,489,999.00	---	---	6,489,999.00
WATER QUALITY STUDY ENC	06.225	8761	1,000,000.00	---	---	1,000,000.00

Solid Waste Management - Scrap Tire

Subaccount Fund (0569)

SOLID WASTE MANAGEMENT	06.225	1419	3,000,000.00	1,052,293.74	---	1,947,706.26
REGIONAL OFFICES PS	06.225	5343	236,454.00	192,682.02	---	43,771.98
REGIONAL OFFICES E&E	06.225	5352	55,248.00	25,456.83	---	29,791.17
SOLID WASTE MGMT PS	06.225	5389	271,898.00	254,331.36	---	17,566.64
SOLID WASTE MGMT E&E	06.225	5392	67,001.00	6,941.06	---	60,059.94

**STATE OF MISSOURI
SUMMARY OF APPROPRIATION ACTIVITY
SPECIAL REVENUE FUNDS
FOR THE APPROPRIATION YEAR 2015**

	H.B. No.	Appr. No.	Appropriations	Expenditures and Transfers Out	Reappropriations to 2016	Lapse of Appropriations
Solid Waste Management Fund (0570)						
SOLID WASTE MANAGEMENT	06.225	1418	9,998,820.00	3,703,348.02	---	6,295,471.98
REGIONAL OFFICES PS	06.225	5344	395,808.00	337,096.53	---	58,711.47
REGIONAL OFFICES E&E	06.225	5353	111,815.00	49,595.35	---	62,219.65
SOLID WASTE MGMT PS	06.225	5390	1,495,242.00	1,245,130.58	---	250,111.42
SOLID WASTE MGMT E&E	06.225	5393	472,853.00	171,640.49	---	301,212.51
HAZARDOUS WASTE PS	06.225	5529	11,519.00	11,509.82	---	9.18
ENVIRONMENTAL SVS PS	06.225	7363	47,489.00	44,238.98	---	3,250.02
ENVIRONMENTAL SVS E&E	06.225	7365	10,108.00	3,581.81	---	6,526.19
WATER PROTECTION PRG PS	06.225	8220	4,959.00	247.13	---	4,711.87
SOLID WASTE DSTRCT GRANTS	06.225	9161	6,500,000.00	4,295,405.68	---	2,204,594.32
Metallic Minerals Waste Management Fund (0575)						
LAND RECLAMATION PS	06.225	5398	61,303.00	19,315.56	---	41,987.44
LAND RECLAMATION E&E	06.225	5403	8,136.00	7,628.32	---	507.68
Natural Resources Protection - Air Pollution Asbestos Fee Subaccount Fund (0584)						
AIR POLLUTION CNTRL PS	06.225	5368	159,777.00	99,743.87	---	60,033.13
AIR POLLUTION CNTRL E&E	06.225	5373	36,691.00	14,804.64	---	21,886.36
REGIONAL OFFICES PS	06.225	6013	54,797.00	---	---	54,797.00
Underground Storage Tank Regulation Program Fund (0586)						
HAZARDOUS WASTE PS	06.225	5379	89,239.00	70,095.64	---	19,143.36
HAZARDOUS WASTE E&E	06.225	5385	9,766.00	6,034.68	---	3,731.32
WATER PROTECTION PRG PS	06.225	8221	8,499.00	445.56	---	8,053.44
Natural Resources Protection - Air Pollution Permit Fee Subaccount Fund (0594)						
AIR POLL CONTROL GRANTS	06.225	1364	1,272,621.00	50,798.13	---	1,221,822.87
REGIONAL OFFICES PS	06.225	5346	585,650.00	447,990.13	---	137,659.87
REGIONAL OFFICES E&E	06.225	5355	168,743.00	70,701.12	---	98,041.88
AIR POLLUTION CNTRL PS	06.225	5369	2,846,036.00	2,474,331.71	---	371,704.29
AIR POLLUTION CNTRL E&E	06.225	5374	583,573.00	112,152.71	---	471,420.29
ENVIRONMENTAL SVS PS	06.225	5412	666,896.00	645,544.63	---	21,351.37
ENVIRONMENTAL SVS E&E	06.225	5422	437,879.00	356,820.53	---	81,058.47
Water and Wastewater Loan Revolving Fund (0602)						
WATER & WASTEWATER LOAN	06.225	1446	206,982,627.00	87,910,222.66	---	119,072,404.34
DRINKING WATER LOAN	06.225	5470	28,593,444.00	3,668,093.63	---	24,925,350.37
WATER INFRASTRUCTURE ENC	06.225	8508	210,439,825.00	---	---	210,439,825.00

Soil and Water Sales Tax Fund (0614)							
REGIONAL OFFICES E&E	06.225	5474	19,436.00	9,315.46	---	---	10,120.54
Water and Wastewater Loan Fund (0649)							
DRINKING WATER LOAN	06.225	1442	45,000,000.00	18,582,603.62	---	---	26,417,396.38
WATER & WASTEWATER LOAN	06.225	1450	37,528,640.00	37,036,475.17	---	---	492,164.83
REGIONAL OFFICES E&E	06.225	5356	1.00	---	---	---	1.00
WATER PROTECTION PRG PS	06.225	6954	1,134,196.00	1,111,484.03	---	---	22,711.97
WATER PROTECTION PRG E&E	06.225	7180	81,675.00	49,221.57	---	---	32,453.43
WATER INFRASTRUCTURE ENC	06.225	8757	110,000,000.00	---	---	---	110,000,000.00
Hazardous Waste Fund (0676)							
SUPERFUND CLEANUP	06.225	1172	2,803,944.00	80,091.58	---	---	2,723,852.42
ENVIRONMENT EMERG RESPONS	06.225	3082	150,000.00	150,000.00	---	---	---
REGIONAL OFFICES E&E	06.225	5357	16,211.00	15,455.42	---	---	755.58
HAZARDOUS WASTE PS	06.225	5380	1,472,456.00	1,348,870.78	---	---	123,585.22
HAZARDOUS WASTE E&E	06.225	5386	164,792.00	127,554.29	---	---	37,237.71
ENVIRONMENTAL SVS PS	06.225	5413	68,372.00	63,549.39	---	---	4,822.61
ENVIRONMENTAL SVS E&E	06.225	5423	25,621.00	23,662.86	---	---	1,958.14
REGIONAL OFFICES PS	06.225	7790	212,947.00	154,946.02	---	---	58,000.98
WATER PROTECTION PRG PS	06.225	8222	3,543.00	197.81	---	---	3,345.19
Safe Drinking Water Fund (0679)							
DRINKING WATER ANALYSIS	06.225	3382	599,852.00	315,697.00	---	---	284,155.00
REGIONAL OFFICES PS	06.225	5348	795,274.00	714,205.41	---	---	81,068.59
REGIONAL OFFICES E&E	06.225	5358	221,342.00	182,386.79	---	---	38,955.21
ENVIRONMENTAL SVS PS	06.225	5415	575,409.00	557,432.75	---	---	17,976.25
WATER PROTECTION PRG PS	06.225	7175	483,231.00	435,628.67	---	---	47,602.33
WATER PROTECTION PRG E&E	06.225	7181	730,435.00	650,253.93	---	---	80,181.07
Coal Mine Land Reclamation Fund (0684)							
LAND RECLAMATION PS	06.225	5399	11,942.00	---	---	---	11,942.00
LAND RECLAMATION E&E	06.225	5404	5,625.00	---	---	---	5,625.00
COAL MINED LAND FUND PROJ	06.225	7454	195,750.00	---	---	---	195,750.00
Storm Water Loan Revolving Fund (0754)							
STORMWATER CONTROL LOANS	06.225	6848	1,014,141.00	---	---	---	1,014,141.00
WATER INFRASTRUCTURE ENC	06.225	8759	5,500,000.00	---	---	---	5,500,000.00
Rural Water and Sewer Loan Revolving Fund (0755)							
RURAL WATER&SEWER LOANS	06.225	6849	700,000.00	193,082.32	---	---	506,917.68
WATER INFRASTRUCTURE ENC	06.225	8758	1,100,000.00	---	---	---	1,100,000.00
Concentrated Animal Feeding Operation Indemnity Fund (0834)							
CAFO CLOSURES	06.225	3480	60,000.00	---	---	---	60,000.00
Dry-Cleaning Environmental Response Trust Fund (0898)							
HAZARDOUS WASTE PS	06.225	5467	88,385.00	61,793.59	---	---	26,591.41
HAZARDOUS WASTE E&E	06.225	5468	6,845.00	3,270.34	---	---	3,574.66
DRYCLEANERS CLEANUP	06.225	5469	350,000.00	198,147.55	---	---	151,852.45

**STATE OF MISSOURI
SUMMARY OF APPROPRIATION ACTIVITY
SPECIAL REVENUE FUNDS
FOR THE APPROPRIATION YEAR 2015**

	H.B. No.	Appr. No.	Appropriations	Expenditures and Transfers Out	Reappropriations to 2016	Lapse of Appropriations
Mined Land Reclamation Fund (0906)						
LAND RECLAMATION PS	06.225	5400	442,812.00	355,614.30	---	87,197.70
LAND RECLAMATION E&E	06.225	5405	211,776.00	55,124.62	---	156,651.38
LAND RECLMT BOND FORFEIT	06.225	7453	504,250.00	6,276.50	---	497,973.50
<u>Missouri Geological Survey</u>						
Natural Resources Protection - Water Pollution						
Permit Fee Subaccount Fund (0568)						
MGS OPERATIONS PS	06.260	2161	14,156.00	1,201.24	---	12,954.76
MGS OPERATIONS E&E	06.260	2162	5,072.00	360.88	---	4,711.12
Solid Waste Management Fund (0570)						
MGS OPERATIONS PS	06.260	2163	133,686.00	132,583.10	---	1,102.90
MGS OPERATIONS E&E	06.260	2164	9,480.00	7,627.06	---	1,852.94
Groundwater Protection Fund (0660)						
MGS OPERATIONS PS	06.260	1956	498,463.00	449,994.11	---	48,468.89
MGS OPERATIONS E&E	06.260	2411	97,405.00	65,106.88	---	32,298.12
Hazardous Waste Fund (0676)						
MGS OPERATIONS PS	06.260	2165	154,652.00	154,092.75	---	559.25
MGS OPERATIONS E&E	06.260	2171	31,010.00	30,891.77	---	118.23
Oil and Gas Remedial Fund (0699)						
OIL & GAS REMEDIAL FUND	06.260	7767	23,000.00	23,000.00	---	---
MGS OPERATIONS PS	06.260	7801	7,259.00	3,828.66	---	3,430.34
MGS OPERATIONS E&E	06.260	7802	18,000.00	15,130.57	---	2,869.43
Geologic Resources Fund (0801)						
MGS OPERATIONS PS	06.260	2861	115,364.00	107,646.55	---	7,717.45
MGS OPERATIONS E&E	06.260	2889	22,770.00	22,366.49	---	403.51
Dry-Cleaning Environmental Response						
Trust Fund (0898)						
MGS OPERATIONS PS	06.260	2206	18,616.00	---	---	18,616.00
MGS OPERATIONS E&E	06.260	2208	1,384.00	---	---	1,384.00
<u>Missouri State Parks</u>						
Natural Resources Protection Fund (0555)						
DNR SPENDING AUTHORITY	17.010	3367	97,617.01	---	---	97,617.01
Parks Sales Tax Fund (0613)						
STATE PARKS OPERATION E&E	06.285	0664	10,058,136.00	9,323,620.76	---	734,515.24
LEVY DISTRICT PAYMENTS	06.285	1942	15,000.00	9,351.76	---	5,648.24
STATE PARKS OPERATION PS	06.285	2082	19,780,178.00	19,119,300.54	---	660,877.46
PRJS ST & HIST PROPERTIES	17.015	6593	12,850.13	---	---	12,850.13

BRUCE R WATKINS CENTER	06.285	7814	100,000.00	100,000.00	---	---
PAYMENT IN LIEU OF TAXES	06.285	7815	30,000.00	24,323.36	---	5,676.64
PRJS ST & HIST PROPERTIES	17.040	7990	813,617.69	---	---	813,617.69
DNR WATER WASTE IMPROV	17.045	7992	260,810.36	---	---	260,810.36
CATASTROPHIC PROJECTS	17.050	7993	627,098.82	---	---	627,098.82
PRJS ST & HIST PROPERTIES	18.030	8585	2,332,238.24	---	929,815.00	1,402,423.24
DNR WATER WASTE IMPROV	18.030	8587	4,970,827.31	---	2,050,000.00	2,920,827.31
CATASTROPHIC PROJECTS	18.030	8588	713,870.08	5,570.04	---	708,300.04
DNR ROADS PARKING TRAILS	18.030	8883	745,139.67	314.61	---	744,825.06
IMPROVEMENTS STATE PARKS	19.015	8884	1,245,721.69	4,022.25	---	1,241,699.44
INTER EXHIBITS ST PARKS	19.015	8885	680,411.89	---	---	680,411.89
STATE PARKS OPERATION	06.285	9059	1.00	---	---	1.00
Meramec-Onondaga State Parks Fund (0698)						
STATE PARKS OPERATION E&E	06.285	2085	5,586.00	---	---	5,586.00
Economic Development Advancement Fund (0783)						
HISTORIC PRESERVATION PS	06.290	2834	100,395.00	85,717.70	---	14,677.30
HISTORIC PRESERVATION E&E	06.290	2837	10,853.00	5,984.98	---	4,868.02
Babler State Park Fund (0911)						
STATE PARKS OPERATION PS	06.285	2086	54,787.00	54,098.93	---	688.07
STATE PARKS OPERATION E&E	06.285	2087	75,000.00	62,073.60	---	12,926.40

DEPARTMENT OF PUBLIC SAFETY

State Highways and Transportation

Department Fund (0644)

CRITICAL M&R	17.005	7972	5,989.00	5,989.00	---	---
CRITICAL M&R	18.010	8576	407,806.11	132,515.97	275,290.00	0.14

Office of the Director

Missouri Crime Prevention Information and Programming Fund (0253)

DIRECTOR ADMIN E&E	08.005	2328	1,000.00	14.22	---	985.78
--------------------	--------	------	----------	-------	-----	--------

Peace Officer Standards and Training

Commission Fund (0281)

POST TRAINING	08.070	1645	1,400,000.00	1,228,768.60	---	171,231.40
---------------	--------	------	--------------	--------------	-----	------------

State Forensic Laboratory Fund (0591)

STATE FORENSIC LABS	08.060	8770	399,200.00	302,050.76	---	97,149.24
---------------------	--------	------	------------	------------	-----	-----------

Services to Victims Fund (0592)

DIRECTOR ADMIN PS	08.005	0782	69,688.00	69,680.04	---	7.96
DIRECTOR ADMIN E&E	08.005	0783	15,042.00	7,715.27	---	7,326.73
STATE SERVICES TO VICTIMS	08.035	8866	3,950,000.00	3,356,189.29	---	593,810.71

Crime Victims' Compensation Fund (0681)

CRIME VICTIMS COMP	08.050	2279	4,837,329.00	1,960,748.10	---	2,876,580.90
DIRECTOR ADMIN E&E	08.005	5220	1,453,268.00	1,330,146.59	---	123,121.41
STATE SERVICES TO VICTIMS	08.035	5668	50,000.00	47,586.40	---	2,413.60
DIRECTOR ADMIN PS	08.005	8769	456,064.00	404,825.97	---	51,238.03

**STATE OF MISSOURI
SUMMARY OF APPROPRIATION ACTIVITY
SPECIAL REVENUE FUNDS
FOR THE APPROPRIATION YEAR 2015**

	H.B. No.	Appr. No.	Appropriations	Expenditures and Transfers Out	Reappropriations to 2016	Lapse of Appropriations
Antiterrorism Fund (0759)						
DIRECTOR ADMIN E&E	08.005	7530	10,000.00	6,440.14	---	3,559.86
MODEX Fund (0867)						
MODEX PS	08.005	8795	73,508.00	73,504.57	---	3.43
MODEX E&E	08.005	8798	428,000.00	373,070.52	---	54,929.48
Deputy Sheriff Salary Supplementation Fund (0913)						
MOSMART	08.025	7930	5,400,000.00	4,731,160.49	---	668,839.51
<u>Division of Fire Safety</u>						
Elevator Safety Fund (0257)						
F S ADMIN PS	08.155	5629	366,606.00	360,987.78	---	5,618.22
F S ADMIN E&E	08.155	5630	79,448.00	77,761.29	---	1,686.71
Chemical Emergency Preparedness Fund (0587)						
FIREFIGHTER TRAINING	08.165	1382	100,000.00	84,471.00	---	15,529.00
Boiler and Pressure Vessels Safety Fund (0744)						
F S ADMIN PS	08.155	6103	365,735.00	342,735.30	---	22,999.70
F S ADMIN E&E	08.155	6104	72,794.00	47,790.44	---	25,003.56
Missouri Explosives Safety Act Administration Fund (0804)						
F S ADMIN PS	08.155	2836	85,625.00	76,749.35	---	8,875.65
F S ADMIN E&E	08.155	2857	14,242.00	8,376.38	---	5,865.62
Fire Education Fund (0821)						
FIREFIGHTER TRAINING	08.165	0682	320,000.00	97,306.62	---	222,693.38
Cigarette Fire Safety and Firefighter Protection Fund (0937)						
FIRE SAFE CIGARETTE PS	08.160	6782	20,494.00	11,265.82	---	9,228.18
FIRE SAFE CIGARETTE E&E	08.160	6783	10,204.00	9,962.59	---	241.41
<u>State Highway Patrol</u>						
Gaming Commission Fund (0286)						
SHP TECHNICAL SERVICE PS	08.130	0636	21,008.00	4,636.89	---	16,371.11
SHP ENFORCEMENT E&E	08.090	1647	357,488.00	328,664.89	---	28,823.11
GASOLINE PURCHASE	08.100	1648	775,366.00	524,398.21	---	250,967.79
SHP ADMIN PS	08.080	2797	34,012.00	31,729.86	---	2,282.14
FRINGE BENEFITS PS	08.085	3276	364,319.00	153,470.72	---	210,848.28
FRINGE BENEFITS E&E	08.085	3277	315,095.00	314,145.93	---	949.07

SHP ADMIN E&E	08.080	4369	4,802.00	2,462.12	---	2,339.88
VEHICLE REPLACEMENT	08.105	4371	549,074.00	205,920.00	---	343,154.00
SHP ACADEMY PS	08.115	5917	170,373.00	164,661.57	---	5,711.43
SHP ACADEMY E&E	08.115	5918	79,440.00	70,174.64	---	9,265.36
DPS-SHP INSTIT	13.015	7744	50,281.00	50,281.00	---	---
RPLCMNT OF TROOP F GARAGE	21.150	9146	405,000.00	47,862.46	357,137.00	0.54
Highway Patrol Inspection Fund (0297)						
VEH & DRIVER SAFETY E&E	08.120	1379	360,632.00	290,954.14	---	69,677.86
VEH & DRIVER SAFETY PS	08.120	8476	125,573.00	68,984.42	---	56,588.58
FRINGE BENEFITS PS	08.085	8837	74,528.00	51,454.29	---	23,073.71
FRINGE BENEFITS E&E	08.085	8838	7,554.00	2,278.20	---	5,275.80
Missouri State Water Patrol Fund (0400)						
STATE WATER PATROL PS	08.095	3595	1,586,350.00	761,783.00	---	824,567.00
STATE WATER PATROL E&E	08.095	3598	590,000.00	216,917.25	---	373,082.75
FRINGE BENEFITS PS	08.085	8036	1,233,829.00	568,050.38	---	665,778.62
FRINGE BENEFITS E&E	08.085	8037	103,080.00	80,521.59	---	22,558.41
SHP ADMIN PS	08.080	8836	96,240.00	32,770.31	---	63,469.69
SHP ENFORCEMENT PS	08.090	8839	85,629.00	---	---	85,629.00
State Forensic Laboratory Fund (0591)						
CRIME LABS E&E	08.110	8771	292,024.00	270,915.00	---	21,109.00
State Highways and Transportation Department Fund (0644)						
SHP TECHNICAL SERVICE PS	08.130	0630	13,725,678.00	12,919,918.19	---	805,759.81
SHP ADMIN PS	08.080	1130	5,751,465.00	5,575,333.08	---	176,131.92
SHP ADMIN E&E	08.080	1133	422,589.00	391,934.15	---	30,654.85
SHP ENFORCEMENT PS	08.090	1136	68,270,858.00	66,192,705.15	---	2,078,152.85
SHP ACADEMY PS	08.115	1143	1,295,111.00	1,245,575.23	---	49,535.77
SHP ACADEMY E&E	08.115	1148	73,576.00	71,353.47	---	2,222.53
VEH & DRIVER SAFETY PS	08.120	1150	10,807,996.00	10,187,352.16	---	620,643.84
VEH & DRIVER SAFETY E&E	08.120	1154	1,039,555.00	932,602.83	---	106,952.17
SHP ENFORCEMENT E&E	08.090	1430	5,636,631.00	5,433,832.51	---	202,798.49
SHP TECHNICAL SERVICE E&E	08.130	2285	13,500,001.00	13,051,899.67	---	448,101.33
ST HWY PATROL LEASING	13.005	3194	974,725.00	934,251.12	---	40,473.88
REFUND UNUSED STICKERS	08.125	3284	100,000.00	43,586.50	---	56,413.50
FRINGE BENEFITS PS	08.085	4346	75,556,604.00	70,723,049.23	---	4,833,554.77
FRINGE BENEFITS E&E	08.085	4349	6,386,801.00	5,664,226.91	---	722,574.09
VEHICLE REPLACEMENT	08.105	4370	4,818,182.00	4,595,751.14	---	222,430.86
GASOLINE PURCHASE	08.100	4472	6,313,699.00	4,128,866.05	---	2,184,832.95
CRIME LABS PS	08.110	5296	3,782,425.00	3,629,108.03	---	153,316.97
CRIME LABS E&E	08.110	5297	909,249.00	881,969.66	---	27,279.34
INTEROPERABLE SYSTEM HWY	08.090	7101	5,000,000.00	4,359,815.62	---	640,184.38
DPS HP STATE OWNED	13.010	7740	139,861.00	125,703.84	---	14,157.16
DPS-SHP INSTIT	13.015	7745	1,666,866.00	1,666,866.00	---	---
INTEROPERABLE ONGOING HWY	08.090	7900	4,100,000.00	3,922,918.96	---	177,081.04
HP TROOP A CONCRETE PAD	17.080	8006	33,930.32	33,930.32	---	---

**STATE OF MISSOURI
SUMMARY OF APPROPRIATION ACTIVITY
SPECIAL REVENUE FUNDS
FOR THE APPROPRIATION YEAR 2015**

	H.B. No.	Appr. No.	Appropriations	Expenditures and Transfers Out	Reappropriations to 2016	Lapse of Appropriations
TROOP D EVIDENCE & OFFICE	17.085	8075	124,703.13	124,703.13	---	---
HP HANNIBAL CDL SITE	17.095	8076	1,140,123.65	1,140,123.65	---	---
HWY PATROL-HANNIBAL CDL	19.025	8567	1,443,414.33	973,970.24	---	469,444.09
MSHPGQ RENOVATIONS	19.030	8568	1,623,492.92	1,363,356.52	---	260,136.40
MSHP ACADEMY BULLET TRAP	18.035	8593	412,555.12	36,035.00	376,520.00	0.12
MSHP ACADEMY ELEVATR REPL	18.035	8594	337,474.20	---	337,474.00	0.20
MSHP HANGAR/OFF HVAC REPL	18.035	8595	157,134.94	---	157,134.00	0.94
MSHP HQ COOLING TOWR REPL	18.035	8596	111,913.10	---	111,913.00	0.10
MSHP HQ DRIVEWAY MAINT	18.035	8597	277,481.00	105,154.89	172,326.00	0.11
MSHP HQ ELEVATOR REPLCMNT	18.035	8598	337,474.20	---	337,474.00	0.20
MSHP HQ HVAC & WATER REPL	18.035	8599	491,586.65	---	491,586.00	0.65
MSHP HQ MECHANICAL MODIF	18.035	8600	57,404.99	---	57,404.00	0.99
MSHP HQ UPS UNIT REPLCMNT	18.035	8601	349,007.78	180,389.45	168,618.00	0.33
MSHP TROOP A BOILER & RTU	18.035	8602	232,187.33	8,006.21	224,181.00	0.12
MSHP TROOP A CDL ROOF REP	18.035	8603	171,354.48	16,544.29	154,810.00	0.19
MSHP TROOP A FIRING RANGE	18.035	8604	400,707.88	277,833.10	122,874.00	0.78
MSHP TROOP A ROOF REPLCMT	18.035	8605	202,124.99	19,668.30	182,456.00	0.69
MSHP TROOP B FIRNG & HVAC	18.035	8606	189,040.17	---	189,040.00	0.17
MSHP TROOP C CDL CONC REP	18.035	8607	1,338,558.00	673,128.86	665,429.00	0.14
MSHP TROOP D RTU REPLCMNT	18.035	8608	163,686.45	4,941.07	158,745.00	0.38
MSHP TROOP E HVAC REPLCMT	18.035	8609	188,260.02	---	188,260.00	0.02
MSHP TROOP E PIPE REPLCMT	18.035	8610	276,946.01	---	276,946.00	0.01
MSHP TROOP E ROOF REPLCMT	18.035	8611	1,687.27	1,687.27	---	---
MSHP TROOP F FAN REPLCMNT	18.035	8612	40,540.84	---	40,540.00	0.84
MSHP TROOP F ROOF REPLCMT	18.035	8613	201,005.92	94,667.13	106,338.00	0.79
MSHP TROOP G AHU REPLCMNT	18.035	8614	146,142.19	---	146,142.00	0.19
MSHP TROOP G BULLET TRAP	18.035	8615	180,428.50	129,053.37	51,375.00	0.13
MSHP TROOP G HQ ROOF REP	18.035	8616	142,508.20	---	142,508.00	0.20
MSHP TROOP G CL ROOF REP	18.035	8617	52,121.58	---	52,121.00	0.58
MSHP TROOP H FIRING REPL	18.035	8618	180,428.50	134,607.19	45,821.00	0.31
MSHP TROOP I AHU REPLCMT	18.035	8619	185,502.75	5,565.31	179,937.00	0.44
MSHP TROOP I ROOF REPLMT	18.035	8620	162,834.40	5,287.50	157,546.00	0.90
RPLCMNT OF TROOP F GARAGE	21.150	9147	3,735,000.00	157,618.30	3,577,381.00	0.70
Criminal Record System Fund (0671)						
SHP TECHNICAL SERVICE PS	08.130	0635	3,672,430.00	3,664,062.31	---	8,367.69
SHP ADMIN PS	08.080	2121	41,602.00	38,719.53	---	2,882.47
SHP TECHNICAL SERVICE E&E	08.130	2286	4,050,243.00	1,620,703.91	---	2,429,539.09
FBI BACKGROUND CHARGES	08.130	7163	2,500,000.00	2,081,152.00	---	418,848.00

FRINGE BENEFITS PS	08.085	8867	3,235,290.00	2,899,809.06	---	335,480.94
FRINGE BENEFITS E&E	08.085	8868	257,608.00	136,803.17	---	120,804.83
SHP ENFORCEMENT PS	08.090	8870	109,792.00	97,322.42	---	12,469.58
CRIME LABS PS	08.110	8872	186,052.00	131,077.84	---	54,974.16
CRIME LABS E&E	08.110	8873	2,575.00	2,575.00	---	---
Highway Patrol's Motor Vehicle and Aircraft Revolving Fund (0695)						
SHP ENFORCEMENT E&E	08.090	1967	202,625.00	202,187.65	---	437.35
FRINGE BENEFITS PS	08.085	2900	4,656.00	---	---	4,656.00
FRINGE BENEFITS E&E	08.085	2901	634.00	461.31	---	172.69
SHP ENFORCEMENT PS	08.090	2903	7,846.00	---	---	7,846.00
VEHICLE REPLACEMENT	08.105	6461	7,713,448.00	7,713,447.88	---	0.12
VEHICLE MAINT & REPR E&E	08.090	8683	159,000.00	126,398.53	---	32,601.47
Highway Patrol Traffic Records Fund (0758)						
SHP TECHNICAL SERVICE PS	08.130	3682	77,148.00	65,660.50	---	11,487.50
SHP ENFORCEMENT E&E	08.090	6892	245,242.00	62,634.77	---	182,607.23
FRINGE BENEFITS PS	08.085	7284	57,260.00	54,447.60	---	2,812.40
FRINGE BENEFITS E&E	08.085	7285	4,993.00	2,861.16	---	2,131.84
DNA Profiling Analysis Fund (0772)						
CRIME LABS PS	08.110	7280	63,042.00	62,410.00	---	632.00
CRIME LABS E&E	08.110	7281	1,478,305.00	768,031.50	---	710,273.50
FRINGE BENEFITS PS	08.085	7282	52,710.00	44,595.94	---	8,114.06
FRINGE BENEFITS E&E	08.085	7283	6,026.00	2,551.20	---	3,474.80
Criminal Justice Network and Technology Revolving Fund (0842)						
SHP TECHNICAL SERVICE E&E	08.130	4113	2,699,050.00	2,049,715.76	---	649,334.24
MULES/AMBER ALERT INTRFCE	08.130	9163	120,000.00	66,000.00	---	54,000.00
<u>Adjutant General</u>						
Missouri National Guard Training Site Fund (0269)						
TRAINING SITE REVOLVING	08.265	3154	330,000.00	246,745.44	---	83,254.56
CONTRACT SERVICES PS	08.270	6942	19,964.00	---	---	19,964.00
Missouri National Guard Trust Fund (0900)						
NATIONAL GUARD TRUST FUND	08.240	1863	1,764,400.00	1,622,288.01	---	142,111.99
NATIONAL GUARD TRUST PS	08.240	7278	1,259,315.00	1,154,059.92	---	105,255.08
NATIONAL GUARD TRUST E&E	08.240	7279	1,461,847.00	869,955.93	---	591,891.07
CONTRACT SERVICES E&E	08.270	7524	673,925.00	481,215.60	---	192,709.40
<u>State Emergency Management Agency</u>						
Chemical Emergency Preparedness Fund (0587)						
A G SEMA PS	08.280	3882	158,637.00	148,705.72	---	9,931.28
A G SEMA E&E	08.280	3883	85,117.00	56,826.00	---	28,291.00
MERC DISTRIBUTIONS	08.285	3884	650,000.00	457,354.54	---	192,645.46

**STATE OF MISSOURI
SUMMARY OF APPROPRIATION ACTIVITY
SPECIAL REVENUE FUNDS
FOR THE APPROPRIATION YEAR 2015**

	H.B. No.	Appr. No.	Appropriations	Expenditures and Transfers Out	Reappropriations to 2016	Lapse of Appropriations
<u>Missouri Veterans Commission</u>						
Veterans Trust Fund (0579)						
ADMIN & SERVICE E&E	08.170	0981	23,832.00	18,588.27	---	5,243.73
VETERANS HOMES E&E	08.180	2345	49,980.00	49,302.02	---	677.98
WWI Memorial Trust Fund (0993)						
WORLD WAR I MEMORIAL	08.171	9004	150,000.00	100,000.00	---	50,000.00
<u>Missouri Gaming Commission</u>						
Compulsive Gamblers Fund (0249)						
GAMING E&E	08.190	3087	56,310.00	207.88	---	56,102.12
Gaming Commission Fund (0286)						
GAMING COMM FRINGES PS	08.195	1542	6,605,754.00	5,835,992.43	---	769,761.57
GAMING COMM FRINGES E&E	08.195	1543	267,317.00	197,913.85	---	69,403.15
GAMING COMM REFUNDS	08.200	1651	100,000.00	150.00	---	99,850.00
GAMING & BINGO PS	08.190	2990	14,315,963.00	13,818,787.15	---	497,175.85
GAMING & BINGO E&E	08.190	2991	1,726,519.00	1,325,451.75	---	401,067.25
GAMING COM LEASING	13.005	3198	391,605.00	371,147.14	---	20,457.86
GAMING COM STATE OWNED	13.010	7883	75,540.00	74,952.72	---	587.28
Bingo Proceeds for Education Fund (0289)						
BINGO REFUNDS	08.205	2994	5,000.00	---	---	5,000.00
<u>DEPARTMENT OF REVENUE</u>						
<u>Legal Services Division</u>						
Motor Vehicle Commission Fund (0588)						
LEGAL SERV PS	04.020	1745	450,265.00	307,301.23	---	142,963.77
LEGAL SERV E&E	04.020	1746	28,118.00	22,457.06	---	5,660.94
State Highways and Transportation Department Fund (0644)						
HWY COLL ATTORNEY FEES	04.005	0889	5,000.00	---	---	5,000.00
HWY COLL LEGAL SERV PS	04.005	1777	1,055,329.00	1,023,436.60	---	31,892.40
HWY COLL LEGAL SERV E&E	04.005	1778	102,035.00	98,929.35	---	3,105.65
Tobacco Control Special Fund (0984)						
TOBACCO CONT ENFORCMNT PS	04.020	8246	41,228.00	---	---	41,228.00
TOBACCO CONT ENFORCMNT EE	04.020	8247	3,323.00	---	---	3,323.00

Administration Division

Health Initiatives Fund (0275)							
POSTAGE	04.025	1636	5,373.00	5,212.00	---	161.00	
Motor Vehicle Commission Fund (0588)							
POSTAGE	04.025	6869	44,029.00	44,029.00	---	---	
Conservation Commission Fund (0609)							
POSTAGE	04.025	6240	1,343.00	1,343.00	---	---	
State Highways and Transportation Department Fund (0644)							
HWY COLL ADMIN PS	04.005	1791	644,094.00	644,057.24	---	36.76	
HWY COLL ADMIN E&E	04.005	1794	224,150.00	206,297.02	---	17,852.98	
HWY COLL POSTAGE	04.005	1796	2,286,879.00	2,218,273.00	---	68,606.00	

Motor Vehicle and Driver Licensing Division

Motor Vehicle Commission Fund (0588)						
MV/DL PS	04.015	1714	193,808.00	190,056.49	---	3,751.51
MV/DL E&E	04.015	1715	245,840.00	41,055.55	---	204,784.45
FED & OTHER FUND REFUNDS	04.065	7292	5,000.00	4,008.75	---	991.25
State Highways and Transportation Department Fund (0644)						
HWY COLL MV/DL PS	04.005	1773	4,219,784.00	4,084,937.52	---	134,846.48
HWY COLL MV/DL E&E	04.005	1774	3,808,369.00	3,674,701.00	---	133,668.00
Revenue Specialty Plate Fund (0775)						
MV/DL PS	04.015	1722	6,760.00	---	---	6,760.00
MV/DL E&E	04.015	1723	9,953.00	---	---	9,953.00

Taxation Division

Health Initiatives Fund (0275)						
CIGARETTE TAX REFUNDS	04.090	1640	125,000.00	7,800.85	---	117,199.15
TAXATION PS	04.010	1701	51,555.00	48,905.56	---	2,649.44
TAXATION E&E	04.010	1702	4,163.00	---	---	4,163.00
Gaming Proceeds for Education Fund (0285)						
FED & OTHER FUND REFUNDS	04.065	3004	19,580.00	---	---	19,580.00
Gaming Commission Fund (0286)						
FED & OTHER FUND REFUNDS	04.065	0929	5,000.00	---	---	5,000.00
Solid Waste Management - Scrap Tire Subaccount Fund (0569)						
FED & OTHER FUND REFUNDS	04.065	1592	15,000.00	---	---	15,000.00
Conservation Commission Fund (0609)						
TAXATION PS	04.010	1706	563,041.00	563,026.95	---	14.05
TAXATION E&E	04.010	1707	8,277.00	---	---	8,277.00
State School Money Fund (0616)						
CIGARETTE TAX REFUNDS	04.090	1641	25,000.00	8,875.32	---	16,124.68

**STATE OF MISSOURI
SUMMARY OF APPROPRIATION ACTIVITY
SPECIAL REVENUE FUNDS
FOR THE APPROPRIATION YEAR 2015**

	H.B. No.	Appr. No.	Appropriations	Expenditures and Transfers Out	Reappropriations to 2016	Lapse of Appropriations
State Highways and Transportation Department Fund (0644)						
HIGHWAY FUND REFUNDS	04.070	1245	2,290,564.00	403,808.15	---	1,886,755.85
REFUNDS OF MOTOR FUEL TAX	04.080	1248	10,914,000.00	10,578,116.46	---	335,883.54
HWY COLL TAX PS	04.005	1771	1,099,058.00	996,574.58	---	102,483.42
HWY COLL TAX E&E	04.005	1772	170,190.00	31,190.90	---	138,999.10
Workers' Compensation Fund (0652)						
WORKERS COMP REFUNDS	04.085	8360	2,000,000.00	117,661.11	---	1,882,338.89
Petroleum Inspection Fund (0662)						
TAXATION PS	04.010	1708	33,837.00	23,848.00	---	9,989.00
TAXATION E&E	04.010	1709	2,818.00	---	---	2,818.00
Motor Fuel Tax Fund (0673)						
DIST TO CITIES MFT FUND	04.050	1246	188,000,000.00	185,263,197.49	---	2,736,802.51
Fair Share Fund (0687)						
CIGARETTE TAX REFUNDS	04.090	1642	11,000.00	4,055.70	---	6,944.30
Revenue Specialty Plate Fund (0775)						
FED & OTHER FUND REFUNDS	04.065	7295	5,350.00	5,000.00	---	350.00
Aviation Trust Fund (0952)						
AVIATION TRUST REFUNDS	04.075	9815	50,000.00	5,607.12	---	44,392.88
<u>DEPARTMENT OF SOCIAL SERVICES</u>						
Nursing Facility Quality of Care Fund (0271)						
SOCIAL SERVICES LEASING	13.005	0666	74,858.00	67,849.69	---	7,008.31
Health Initiatives Fund (0275)						
SOCIAL SRVS STATE OWNED	13.010	7763	17,668.00	17,001.24	---	666.76
Social Services Educational Improvement Fund (0620)						
SOCIAL SRVS STATE OWNED	13.010	7765	5,894.00	5,849.28	---	44.72
Early Childhood Development, Education and Care Fund (0859)						
SOCIAL SRVS STATE OWNED	13.010	7768	587.00	564.00	---	23.00
Medicaid Provider Enrollment Fund (0990)						
MO MEDICAID AUD & COMP EE	11.020	8218	51,500.00	---	---	51,500.00

Family Support Division

Utilicare Stabilization Fund (0134)							
ENERGY ASSISTANCE	11.153	2523	4,000,000.00	---	---	4,000,000.00	
Health Initiatives Fund (0275)							
IM FIELD STAFF/OPS PS	11.070	6287	794,566.00	765,111.38	---	29,454.62	
IM FIELD STAFF/OPS E&E	11.070	6288	27,917.00	27,079.00	---	838.00	
ELGBLTY & ENRLLMNT SYS EE	11.095	8480	1,000,000.00	---	---	1,000,000.00	
Blind Pension Fund (0621)							
BLIND PENSIONS	11.125	1407	34,313,866.00	31,691,566.73	---	2,622,299.27	
Blindness Education, Screening and Treatment Program Fund (0892)							
SVS FOR VISUALLY IMPAIRED	11.165	3643	349,000.00	349,000.00	---	---	

Children's Division

Health Initiatives Fund (0275)						
CHILD FIELD STAFF/OPS PS	11.200	6305	70,728.00	68,222.06	---	2,505.94
CHILD FIELD STAFF/OPS E&E	11.200	6306	27,846.00	---	---	27,846.00
CHILD ASSESSMENT CENTERS	11.255	8299	501,048.00	462,191.57	---	38,856.43
Early Childhood Development, Education and Care Fund (0859)						
CHILDHOOD DEVELOPMENT	11.285	0731	3,500,000.00	3,395,000.00	---	105,000.00
PURCHASE OF CHILD CARE	11.285	2273	2,676,737.00	2,596,435.00	---	80,302.00
CHILDREN'S ADMIN PS	11.195	6298	45,588.00	---	---	45,588.00
CHILDREN'S ADMIN E&E	11.195	6299	11,548.00	---	---	11,548.00
CHILDHOOD DEV CERTIF	11.215	8792	3,074,500.00	2,950,206.88	---	124,293.12

Division of Youth Services

Health Initiatives Fund (0275)						
YOUTH TREATMENT PRGM PS	11.295	3608	132,708.00	126,162.30	---	6,545.70
YOUTH TREATMENT PRGM E&E	11.295	3609	9,106.00	---	---	9,106.00
Gaming Commission Fund (0286)						
JUVENILE COURT DIVERSION	11.300	0186	500,000.00	454,272.93	---	45,727.07
Social Services Educational Improvement Fund (0620)						
YOUTH TREATMENT PRGM PS	11.295	1748	3,158,012.00	3,158,008.42	---	3.58
YOUTH TREATMENT PRGM E&E	11.295	1749	3,852,302.00	3,519,690.85	---	332,611.15
Youth Services Products Fund (0764)						
YOUTH TREATMENT PRGM E&E	11.295	6870	5,000.00	---	---	5,000.00
Youth Services Treatment Fund (0843)						
DYS ADVISORY BOARD E&E	11.290	8298	999.00	---	---	999.00

**STATE OF MISSOURI
SUMMARY OF APPROPRIATION ACTIVITY
SPECIAL REVENUE FUNDS
FOR THE APPROPRIATION YEAR 2015**

	H.B. No.	Appr. No.	Appropriations	Expenditures and Transfers Out	Reappropriations to 2016	Lapse of Appropriations
<u>MO Healthnet Division</u>						
Nursing Facility Federal Reimbursement Allowance Fund (0196)						
NFRA FEDERAL	11.590	1606	325,332,526.00	325,332,526.00	---	---
REHAB & SPECIALTY SVS	11.490	5409	1,414,043.00	1,237,452.64	---	176,590.36
NURSING FACILITIES	11.475	5654	9,134,756.00	9,134,756.00	---	---
Nursing Facility Quality of Care Fund (0271)						
MO HEALTHNET ADMIN PS	11.400	1753	83,871.00	77,950.27	---	5,920.73
MO HEALTHNET ADMIN E&E	11.400	1754	10,281.00	10,281.00	---	---
Health Initiatives Fund (0275)						
MO HEALTHNET ADMIN E&E	11.400	0216	41,385.00	40,143.00	---	1,242.00
MO HEALTHNET ADMIN PS	11.400	1670	419,561.00	329,644.44	---	89,916.56
MANAGED CARE	11.505	1785	8,055,080.00	7,462,567.39	---	592,512.61
HOME HEALTH	11.475	2821	159,305.00	86,358.36	---	72,946.64
CHILDREN'S HLTH INS PRGM	11.555	2869	5,375,576.00	3,468,785.35	---	1,906,790.65
PHARMACY	11.440	3066	969,293.00	940,214.00	---	29,079.00
PHYSICIAN RELATED PROF	11.460	3067	1,427,081.00	1,384,269.00	---	42,812.00
DENTAL	11.465	3070	71,162.00	69,027.00	---	2,135.00
REHAB & SPECIALTY SVS	11.490	3072	194,881.00	189,035.00	---	5,846.00
HOSPITAL CARE	11.510	3073	9,171,007.00	8,895,876.51	---	275,130.49
INFORMATION SYSTEMS	11.420	8257	1,591,687.00	1,543,936.00	---	47,751.00
Life Sciences Research Trust Fund (0763)						
PHARMACY	11.440	3051	38,056,250.00	23,000,000.00	---	15,056,250.00
MANAGED CARE	11.505	7166	6,272,544.00	6,272,544.00	---	---
CHILDREN'S HLTH INS PRGM	11.555	7167	171,206.00	171,206.00	---	---
Missouri Rx Plan Fund (0779)						
MISSOURI RX PLAN	11.440	1024	12,544,388.00	10,918,957.85	---	1,625,430.15
CLINICAL SRVC MGMT	11.405	2036	4,160,595.00	577,951.04	---	3,582,643.96
MO HEALTHNET ADMIN PS	11.400	2849	755,793.00	449,373.32	---	306,419.68
MO HEALTHNET ADMIN E&E	11.400	2850	55,553.00	---	---	55,553.00
Ambulance Service Reimb Allowance Fund (0958)						
REHAB & SPECIALTY SVS REV	11.490	5907	9,069,225.00	9,069,225.00	---	---
MO HEALTHNET ADMIN PS	11.400	7366	17,904.00	---	---	17,904.00
MO HEALTHNET ADMIN E&E	11.400	7367	3,466.00	3,466.00	---	---
REHAB & SPECIALTY SVS EXP	11.490	7368	12,453,522.00	12,453,522.00	---	---
GROUND AMBULANCE	11.505	8714	930,652.00	930,652.00	---	---

DEPARTMENT OF CORRECTIONS

Correctional Substance Abuse Earnings
Fund (0853)

REACT	09.205	7263	264,600.00	124,797.75	---	139,802.25
-------	--------	------	------------	------------	-----	------------

Office of the Director

Inmate Incarceration Reimbursement Act
Revolving Fund (0828)

INMATE INCAR REIMB ACT	09.025	8244	750,000.00	546,298.12	---	203,701.88
------------------------	--------	------	------------	------------	-----	------------

Subtotals

7,308,250,871.37	6,358,977,576.50	40,755,443.00	908,517,851.87
------------------	------------------	---------------	----------------

Appropriated Transfers Out To:

School District Bonds Fund (0248)	02.285	T009	392,000.00	392,000.00	---	---
Access Missouri Financial Assistance Fund (0791)	03.055	T027	50,000.00	---	---	50,000.00
Access Missouri Financial Assistance Fund (0791)	03.055	T030	11,916,667.00	11,559,167.00	---	357,500.00
General Revenue Fund (0101)	05.265	T035	27,658.00	27,658.00	---	---
General Revenue Fund (0101)	05.265	T039	326,743.00	---	---	326,743.00
General Revenue Fund (0101)	05.265	T043	31,027.00	31,027.00	---	---
Access Missouri Financial Assistance Fund (0791)	08.225	T048	5,000,000.00	5,000,000.00	---	---
General Revenue Fund (0101)	05.265	T049	879.00	879.00	---	---
General Revenue Fund (0101)	10.425	T053	2,800,000.00	2,507,649.00	---	292,351.00
General Revenue Fund (0101)	07.535	T054	16,500.00	3,592.20	---	12,907.80
Professional Registration Fees Fund (0689)	07.540	T058	186,721.00	124,882.97	---	61,838.03
Natural Resources Cost Allocation Fund (0500)	06.330	T061	70,818.00	62,464.00	---	8,354.00
Natural Resources Cost Allocation Fund (0500)	06.330	T064	26,648.00	23,503.00	---	3,145.00
Natural Resources Cost Allocation Fund (0500)	06.330	T065	264,851.00	233,608.00	---	31,243.00
Natural Resources Cost Allocation Fund (0500)	06.330	T066	38,465.00	33,926.00	---	4,539.00
Natural Resources Cost Allocation Fund (0500)	06.330	T067	151,608.00	133,723.00	---	17,885.00
Natural Resources Cost Allocation Fund (0500)	06.330	T068	4,369.00	3,855.00	---	514.00
Natural Resources Cost Allocation Fund (0500)	06.330	T069	15,643.00	13,799.00	---	1,844.00
Natural Resources Cost Allocation Fund (0500)	06.330	T071	6,815.00	6,011.00	---	804.00
Natural Resources Cost Allocation Fund (0500)	06.330	T072	362,053.00	319,347.00	---	42,706.00
Natural Resources Cost Allocation Fund (0500)	06.330	T073	272,814.00	240,634.00	---	32,180.00
General Revenue Fund (0101)	05.265	T074	29,825.00	29,824.00	---	1.00
Natural Resources Cost Allocation Fund (0500)	06.330	T075	44,119.00	38,914.00	---	5,205.00
Natural Resources Cost Allocation Fund (0500)	06.330	T076	1,059.00	934.00	---	125.00
General Revenue Fund (0101)	05.265	T079	1,254.00	1,253.00	---	1.00
Natural Resources Cost Allocation Fund (0500)	06.330	T080	113,702.00	100,291.00	---	13,411.00

**STATE OF MISSOURI
SUMMARY OF APPROPRIATION ACTIVITY
SPECIAL REVENUE FUNDS
FOR THE APPROPRIATION YEAR 2015**

	H.B. No.	Appr. No.	Appropriations	Expenditures and Transfers Out	Reappropriations to 2016	Lapse of Appropriations
Natural Resources Cost Allocation Fund (0500)	06.330	T081	159,711.00	140,871.00	---	18,840.00
Natural Resources Cost Allocation Fund (0500)	06.330	T083	6,110.00	5,388.00	---	722.00
Natural Resources Cost Allocation Fund (0500)	06.330	T084	34,508.00	30,436.00	---	4,072.00
Natural Resources Cost Allocation Fund (0500)	06.330	T087	178,277.00	152,377.00	---	25,900.00
Natural Resources Cost Allocation Fund (0500)	06.330	T090	67,083.00	57,336.00	---	9,747.00
Natural Resources Cost Allocation Fund (0500)	06.330	T091	671,057.00	573,569.00	---	97,488.00
Natural Resources Cost Allocation Fund (0500)	06.330	T092	96,833.00	82,765.00	---	14,068.00
Natural Resources Cost Allocation Fund (0500)	06.330	T093	414,902.00	354,628.00	---	60,274.00
Natural Resources Cost Allocation Fund (0500)	06.330	T095	10,998.00	9,402.00	---	1,596.00
Natural Resources Cost Allocation Fund (0500)	06.330	T096	39,380.00	33,658.00	---	5,722.00
Natural Resources Cost Allocation Fund (0500)	06.330	T098	17,156.00	14,664.00	---	2,492.00
Natural Resources Cost Allocation Fund (0500)	06.330	T099	911,448.00	779,037.00	---	132,411.00
Natural Resources Cost Allocation Fund (0500)	06.330	T100	2,220,027.00	1,897,516.00	---	322,511.00
Natural Resources Cost Allocation Fund (0500)	06.330	T101	750,248.00	749,336.00	---	912.00
Natural Resources Cost Allocation Fund (0500)	06.330	T105	328,705.00	280,953.00	---	47,752.00
Natural Resources Cost Allocation Fund (0500)	06.330	T108	402,063.00	343,652.00	---	58,411.00
Natural Resources Cost Allocation Fund (0500)	06.330	T110	20,200.00	17,265.00	---	2,935.00
Mental Health Fund (0148)	10.425	T124	4,742,365.00	4,288,695.67	---	453,669.33
General Revenue Fund (0101)	05.265	T135	1,785.00	1,784.00	---	1.00
General Revenue Fund (0101)	05.265	T136	935.00	935.00	---	---
Basic Civil Legal Services Fund (0757)	07.870	T139	351,351.00	114,342.66	---	237,008.34
Economic Development Administrative Fund (0547)	07.010	T141	41,233.00	27,200.88	---	14,032.12
Natural Resources Cost Allocation Fund (0500)	06.330	T142	12,718.00	11,628.00	---	1,090.00
Natural Resources Cost Allocation Fund (0500)	06.330	T143	212.00	188.00	---	24.00
Natural Resources Cost Allocation Fund (0500)	06.330	T144	28,298.00	24,187.00	---	4,111.00
Manufactured Housing Consumer Recovery Fund (0909)	07.165	T147	192,000.00	---	---	192,000.00
General Revenue Fund (0101)	11.500	T201	18,236,543.00	6,951,570.00	---	11,284,973.00
State Legal Expense Fund (0692)	05.125	T235	130,000.00	60,293.45	---	69,706.55
General Revenue Fund (0101)	05.265	T241	2,528.00	2,528.00	---	---
Natural Resources Cost Allocation Fund (0500)	06.330	T242	65,915.00	58,141.00	---	7,774.00
Natural Resources Cost Allocation Fund (0500)	06.330	T243	165,938.00	141,829.00	---	24,109.00
State Highways and Transportation Department Fund (0644)	04.170	T244	20,000.00	125.00	---	19,875.00
State Legal Expense Fund (0692)	05.125	T261	10,000.00	6,831.00	---	3,169.00
State Legal Expense Fund (0692)	05.125	T268	555,200.00	555,165.49	---	34.51

General Revenue Fund (0101)	04.120	T271	2,500,000.00	2,500,000.00	---	---
General Revenue Fund (0101)	04.125	T272	300,000.00	282,678.00	---	17,322.00
General Revenue Fund (0101)	04.130	T273	300,000.00	282,679.00	---	17,321.00
A+ Schools Fund (0955)	03.065	T274	21,659,448.00	21,009,665.00	---	649,783.00
General Revenue Fund (0101)	05.550	T285	866,254.00	575,823.00	---	290,431.00
State Retirement Contributions Fund (0701)	05.450	T293	321.00	294.32	---	26.68
Social Security Contributions Fund (0702)	05.450	T293	16,380,148.00	15,011,694.92	---	1,368,453.08
State Retirement Contributions Fund (0701)	05.465	T297	36,010,827.00	32,648,156.88	---	3,362,670.12
Missouri State Employees' Deferred Compensation Incentive Plan Administration Fund (0706)	05.480	T300	1,415,517.00	---	---	1,415,517.00
Missouri Consolidated Health Care Plan Benefit Fund (0765)	05.505	T304	29,144,658.00	27,348,072.69	---	1,796,585.31
Natural Resources Cost Allocation Fund (0500)	06.330	T316	343,299.00	298,825.00	---	44,474.00
Natural Resources Cost Allocation Fund (0500)	06.330	T317	9,469.00	8,224.00	---	1,245.00
Natural Resources Cost Allocation Fund (0500)	06.330	T318	142,876.00	124,075.00	---	18,801.00
Natural Resources Cost Allocation Fund (0500)	06.330	T323	57,760.00	50,159.00	---	7,601.00
Natural Resources Cost Allocation Fund (0500)	06.330	T324	575,986.00	500,288.00	---	75,698.00
Natural Resources Cost Allocation Fund (0500)	06.330	T325	83,375.00	72,402.00	---	10,973.00
Natural Resources Cost Allocation Fund (0500)	06.330	T326	33,907.00	29,444.00	---	4,463.00
Natural Resources Cost Allocation Fund (0500)	06.330	T328	14,771.00	12,828.00	---	1,943.00
Natural Resources Cost Allocation Fund (0500)	06.330	T329	784,777.00	681,516.00	---	103,261.00
Natural Resources Cost Allocation Fund (0500)	06.330	T330	3,004,310.00	2,746,337.00	---	257,973.00
Natural Resources Cost Allocation Fund (0500)	06.330	T331	174,388.00	155,801.00	---	18,587.00
Natural Resources Cost Allocation Fund (0500)	06.330	T332	63,609.00	58,154.00	---	5,455.00
Natural Resources Cost Allocation Fund (0500)	06.330	T336	265,208.00	231,204.00	---	34,004.00
Natural Resources Cost Allocation Fund (0500)	06.330	T337	346,185.00	300,632.00	---	45,553.00
General Revenue Fund (0101)	05.265	T345	12,860.00	12,860.00	---	---
Economic Development Administrative Fund (0547)	07.010	T346	162,974.00	91,681.48	---	71,292.52
Economic Development Administrative Fund (0547)	07.010	T351	390,799.00	317,603.48	---	73,195.52
Division of Finance Fund (0550)	07.450	T360	50,000.00	42,249.50	---	7,750.50
Division of Finance Fund (0550)	07.455	T361	1,000,000.00	1,000,000.00	---	---
Kids' Chance Scholarship Fund (0878)	07.840	T365	50,000.00	50,000.00	---	---
Professional Registration Fees Fund (0689)	07.540	T369	176,701.00	159,494.29	---	17,206.71
Professional Registration Fees Fund (0689)	07.540	T370	278,472.00	206,743.48	---	71,728.52
Professional Registration Fees Fund (0689)	07.540	T371	240,664.00	200,761.46	---	39,902.54
Professional Registration Fees Fund (0689)	07.540	T373	141,907.00	116,318.80	---	25,588.20
Professional Registration Fees Fund (0689)	07.540	T374	239,871.00	239,827.28	---	43.72
Professional Registration Fees Fund (0689)	07.540	T376	283,797.00	215,200.78	---	68,596.22
Professional Registration Fees Fund (0689)	07.540	T377	100,584.00	39,003.84	---	61,580.16
Professional Registration Fees Fund (0689)	07.540	T378	56,348.00	26,229.25	---	30,118.75
Professional Registration Fees Fund (0689)	07.540	T379	836,714.00	716,894.69	---	119,819.31
Professional Registration Fees Fund (0689)	07.540	T380	122,879.00	106,207.50	---	16,671.50

**STATE OF MISSOURI
SUMMARY OF APPROPRIATION ACTIVITY
SPECIAL REVENUE FUNDS
FOR THE APPROPRIATION YEAR 2015**

	H.B. No.	Appr. No.	Appropriations	Expenditures and Transfers Out	Reappropriations to 2016	Lapse of Appropriations
Professional Registration Fees Fund (0689)	07.540	T381	71,215.00	46,234.10	---	24,980.90
Professional Registration Fees Fund (0689)	07.540	T382	433,431.00	364,097.29	---	69,333.71
Professional Registration Fees Fund (0689)	07.540	T383	88,470.00	37,685.73	---	50,784.27
Professional Registration Fees Fund (0689)	07.540	T384	42,037.00	2,841.14	---	39,195.86
Professional Registration Fees Fund (0689)	07.540	T387	20,444.00	20,442.68	---	1.32
Professional Registration Fees Fund (0689)	07.540	T388	1,104,260.00	895,057.18	---	209,202.82
Professional Registration Fees Fund (0689)	07.540	T389	138,152.00	85,124.83	---	53,027.17
Professional Registration Fees Fund (0689)	07.540	T390	102,381.00	92,237.35	---	10,143.65
Professional Registration Fees Fund (0689)	07.540	T391	318,869.00	292,808.39	---	26,060.61
Professional Registration Fees Fund (0689)	07.540	T392	42,473.00	37,100.40	---	5,372.60
Professional Registration Fees Fund (0689)	07.540	T393	348,058.00	249,034.50	---	99,023.50
Professional Registration Fees Fund (0689)	07.540	T394	408,574.00	360,281.48	---	48,292.52
Professional Registration Fees Fund (0689)	07.540	T395	137,692.00	111,121.77	---	26,570.23
Professional Registration Fees Fund (0689)	07.540	T396	66,549.00	57,128.39	---	9,420.61
Professional Registration Fees Fund (0689)	07.540	T397	540,206.00	326,802.54	---	213,403.46
Professional Registration Fees Fund (0689)	07.540	T398	188,724.00	177,986.17	---	10,737.83
DIFP Administrative Fund (0503)	07.405	T401	35,000.00	19,558.82	---	15,441.18
General Revenue Fund (0101)	05.265	T402	1,525.00	1,524.00	---	1.00
Veterans' Commission Capital Improvement Trust Fund (0304)	08.215	T406	32,000,000.00	25,137,608.59	---	6,862,391.41
Missouri National Guard Trust Fund (0900)	08.220	T407	4,000,000.00	4,000,000.00	---	---
Health Access Incentive Fund (0276)	10.610	T411	759,624.00	300,000.00	---	459,624.00
General Revenue Fund (0101)	11.580	T415	210,950,510.00	188,586,337.00	---	22,364,173.00
Nursing Facility Quality of Care Fund (0271)	11.585	T416	1,500,000.00	1,500,000.00	---	---
General Revenue Fund (0101)	07.535	T422	91,250.00	46,007.61	---	45,242.39
General Revenue Fund (0101)	05.265	T425	19,419.00	19,419.00	---	---
Professional Registration Fees Fund (0689)	07.540	T430	1,664,242.00	1,628,908.87	---	35,333.13
General Revenue Fund (0101)	05.265	T433	35,995.00	35,995.00	---	---
General Revenue Fund (0101)	05.265	T437	196.00	196.00	---	---
State School Money Fund (0616)	02.265	T438	19,773,000.00	18,303,250.93	---	1,469,749.07
Classroom Trust Fund (0784)	02.280	T452	13,105,978.00	13,105,978.00	---	---
Classroom Trust Fund (0784)	02.275	T456	340,006,728.00	316,786,220.90	---	23,220,507.10
Federal Student Loan Reserve Fund (0881)	03.120	T463	1,000,000.00	---	---	1,000,000.00
Labor and Industrial Relations Administrative Fund (0122)	07.805	T472	892,177.00	823,494.00	---	68,683.00
Professional Registration Fees Fund (0689)	07.540	T474	89,854.00	89,799.04	---	54.96
State Road Fund (0320)	04.435	T479	528,000,000.00	446,410,006.64	---	81,589,993.36
Natural Resources Cost Allocation Fund (0500)	06.330	T481	153,502.00	133,304.00	---	20,198.00

General Revenue Fund (0101)	05.265	T493	447.00	447.00	---	---
General Revenue Fund (0101)	05.265	T498	343.00	343.00	---	---
Economic Development Administrative Fund (0547)	07.010	T503	16,114.00	13,095.72	---	3,018.28
Labor and Industrial Relations Administrative Fund (0122)	07.805	T522	100,000.00	100,000.00	---	---
Guaranty Agency Operating Fund (0880)	03.105	T525	20,000,000.00	18,136,205.61	---	1,863,794.39
Federal Drug Seizure Fund (0194)	05.260	T541	43,995.00	43,995.00	---	---
Natural Resources Protection - Water Pollution Permit Fee Subaccount Fund (0568)	05.260	T541	193.00	192.17	---	0.83
State Board of Nursing Fund (0635)	05.260	T541	50.00	50.00	---	---
Board of Pharmacy Fund (0637)	05.260	T541	50.00	50.00	---	---
Real Estate Commission Fund (0638)	05.260	T541	1,010.00	610.00	---	400.00
Crime Victims' Compensation Fund (0681)	05.260	T541	440.00	440.00	---	---
Respiratory Care Practitioners Fund (0833)	05.260	T541	1,700.00	1,700.00	---	---
General Revenue Fund (0101)	07.460	T544	25,000.00	---	---	25,000.00
State Road Fund (0320)	08.140	T549	2,000,000.00	---	---	2,000,000.00
General Revenue Fund (0101)	05.265	T551	170.00	170.00	---	---
General Revenue Fund (0101)	05.265	T552	82,458.00	82,457.00	---	1.00
Compulsive Gamblers Fund (0249)	08.230	T553	489,850.00	80,000.00	---	409,850.00
Budget Reserve Fund (0100)	05.245	T567	69,274,466.00	36,687,841.00	---	32,586,625.00
Budget Reserve Fund (0100)	05.250	T568	498,140.00	49,546.49	---	448,593.51
Veterinary Student Loan Payment Fund (0803)	06.010	T579	120,000.00	116,272.41	---	3,727.59
General Revenue Fund (0101)	07.535	T580	19,000.00	85.50	---	18,914.50
General Revenue Fund (0101)	07.535	T581	122,100.00	57,178.71	---	64,921.29
General Revenue Fund (0101)	07.535	T582	14,400.00	330.32	---	14,069.68
General Revenue Fund (0101)	07.535	T584	8,000.00	1,216.50	---	6,783.50
General Revenue Fund (0101)	07.535	T585	22,500.00	13,160.68	---	9,339.32
General Revenue Fund (0101)	07.535	T587	40,000.00	1,257.27	---	38,742.73
General Revenue Fund (0101)	07.535	T588	31,200.00	133.00	---	31,067.00
General Revenue Fund (0101)	07.535	T589	1,200.00	---	---	1,200.00
General Revenue Fund (0101)	07.535	T590	85,000.00	7,681.40	---	77,318.60
General Revenue Fund (0101)	07.535	T591	10,500.00	2,268.84	---	8,231.16
General Revenue Fund (0101)	07.535	T592	7,200.00	---	---	7,200.00
General Revenue Fund (0101)	07.535	T593	100,000.00	26,321.18	---	73,678.82
General Revenue Fund (0101)	07.535	T594	17,500.00	5,112.90	---	12,387.10
General Revenue Fund (0101)	07.535	T595	1,200.00	---	---	1,200.00
General Revenue Fund (0101)	07.535	T597	6,000.00	---	---	6,000.00
General Revenue Fund (0101)	07.535	T598	135,000.00	37,422.38	---	97,577.62
General Revenue Fund (0101)	07.535	T599	8,960.00	197.50	---	8,762.50
General Revenue Fund (0101)	07.535	T600	13,408.00	---	---	13,408.00
General Revenue Fund (0101)	07.535	T601	119,000.00	21,379.01	---	97,620.99
General Revenue Fund (0101)	07.535	T602	16,000.00	803.56	---	15,196.44
General Revenue Fund (0101)	07.535	T603	33,500.00	766.34	---	32,733.66
General Revenue Fund (0101)	07.535	T604	155,000.00	59,145.85	---	95,854.15
General Revenue Fund (0101)	07.535	T605	28,000.00	2,745.57	---	25,254.43

**STATE OF MISSOURI
SUMMARY OF APPROPRIATION ACTIVITY
SPECIAL REVENUE FUNDS
FOR THE APPROPRIATION YEAR 2015**

	H.B. No.	Appr. No.	Appropriations	Expenditures and Transfers Out	Reappropriations to 2016	Lapse of Appropriations
General Revenue Fund (0101)	07.535	T606	7,800.00	981.87	---	6,818.13
General Revenue Fund (0101)	07.535	T607	250,000.00	102,800.28	---	147,199.72
General Revenue Fund (0101)	07.535	T608	55,000.00	8,379.32	---	46,620.68
General Revenue Fund (0101)	07.535	T609	31,000.00	12,755.51	---	18,244.49
General Revenue Fund (0101)	07.535	T612	1,000.00	---	---	1,000.00
General Revenue Fund (0101)	07.535	T613	13,000.00	---	---	13,000.00
Professional Registration Fees Fund (0689)	07.540	T614	13,444.00	4,595.96	---	8,848.04
Professional Registration Fees Fund (0689)	07.540	T615	341,082.00	312,055.93	---	29,026.07
General Revenue Fund (0101)	05.265	T621	625.00	624.00	---	1.00
General Revenue Fund (0101)	05.265	T627	4,647.00	4,647.00	---	---
General Revenue Fund (0101)	05.265	T629	73,778.00	73,777.00	---	1.00
State Highways and Transportation Department Fund (0644)	04.165	T632	560,178,001.00	525,166,970.74	---	35,011,030.26
Rebuild Damaged Infrastr Fund (0814)	19.055	T639	10,000,000.00	10,000,000.00	---	---
General Revenue Fund (0101)	05.265	T643	1,191.00	1,191.00	---	---
General Revenue Fund (0101)	05.265	T644	644.00	644.00	---	---
General Revenue Fund (0101)	05.265	T664	3,600.00	3,600.00	---	---
General Revenue Fund (0101)	05.265	T665	268.00	268.00	---	---
General Revenue Fund (0101)	05.265	T669	37,180.00	37,180.00	---	---
General Revenue Fund (0101)	05.265	T671	516.00	516.00	---	---
General Revenue Fund (0101)	05.265	T672	6,091.00	6,091.00	---	---
General Revenue Fund (0101)	05.265	T673	7,201.00	7,200.00	---	1.00
General Revenue Fund (0101)	05.265	T674	378.00	377.00	---	1.00
General Revenue Fund (0101)	05.265	T675	793.00	792.00	---	1.00
General Revenue Fund (0101)	05.265	T676	897.00	896.00	---	1.00
General Revenue Fund (0101)	05.265	T678	20,922.00	20,921.00	---	1.00
General Revenue Fund (0101)	05.265	T679	19,248.00	19,248.00	---	---
General Revenue Fund (0101)	05.265	T680	2,603.00	2,603.00	---	---
General Revenue Fund (0101)	05.265	T681	47,752.00	47,752.00	---	---
General Revenue Fund (0101)	05.265	T682	8,755.00	8,755.00	---	---
General Revenue Fund (0101)	05.265	T685	360,938.00	360,938.00	---	---
General Revenue Fund (0101)	05.265	T690	12,423.00	12,423.00	---	---
General Revenue Fund (0101)	05.265	T692	550,365.00	550,364.00	---	1.00
General Revenue Fund (0101)	05.265	T693	69,461.00	69,460.00	---	1.00
General Revenue Fund (0101)	05.265	T694	12,625.00	12,624.00	---	1.00
General Revenue Fund (0101)	05.265	T695	6,263.00	6,263.00	---	---
General Revenue Fund (0101)	05.265	T696	856.00	856.00	---	---
General Revenue Fund (0101)	05.265	T697	4,980.00	4,980.00	---	---
General Revenue Fund (0101)	05.265	T699	12,106.00	12,106.00	---	---

General Revenue Fund (0101)	05.265	T700	46,147.00	46,147.00	---	---
General Revenue Fund (0101)	05.265	T701	276.00	276.00	---	---
General Revenue Fund (0101)	05.265	T703	793.00	792.00	---	1.00
General Revenue Fund (0101)	05.265	T723	1,389.00	1,389.00	---	---
General Revenue Fund (0101)	05.265	T725	14,625.00	14,624.00	---	1.00
General Revenue Fund (0101)	05.265	T726	418.00	417.00	---	1.00
General Revenue Fund (0101)	05.265	T727	94,542.00	94,542.00	---	---
General Revenue Fund (0101)	05.265	T728	44,700.00	44,700.00	---	---
General Revenue Fund (0101)	05.265	T729	1,327.00	1,327.00	---	---
General Revenue Fund (0101)	05.265	T730	28,241.00	28,241.00	---	---
General Revenue Fund (0101)	05.265	T731	1,403.00	1,403.00	---	---
General Revenue Fund (0101)	05.265	T732	838.00	837.00	---	1.00
General Revenue Fund (0101)	05.265	T733	9,137.00	9,136.00	---	1.00
General Revenue Fund (0101)	05.265	T734	113,908.00	113,908.00	---	---
General Revenue Fund (0101)	05.265	T736	19,422.00	19,422.00	---	---
General Revenue Fund (0101)	05.265	T737	87,479.00	87,479.00	---	---
General Revenue Fund (0101)	05.265	T740	1,585.00	1,584.00	---	1.00
General Revenue Fund (0101)	05.265	T741	804.00	804.00	---	---
General Revenue Fund (0101)	05.265	T743	11,476.00	11,476.00	---	---
General Revenue Fund (0101)	05.265	T745	239.00	239.00	---	---
General Revenue Fund (0101)	05.265	T747	3,461.00	3,460.00	---	1.00
General Revenue Fund (0101)	05.265	T748	2,097.00	2,096.00	---	1.00
General Revenue Fund (0101)	05.265	T750	447.00	447.00	---	---
General Revenue Fund (0101)	05.265	T751	8,228.00	8,228.00	---	---
General Revenue Fund (0101)	05.265	T752	8,370.00	8,369.00	---	1.00
General Revenue Fund (0101)	05.265	T753	147.00	147.00	---	---
General Revenue Fund (0101)	05.265	T754	6,444.00	6,444.00	---	---
General Revenue Fund (0101)	05.265	T755	37,108.00	37,108.00	---	---
General Revenue Fund (0101)	05.265	T756	66,529.00	66,528.00	---	1.00
General Revenue Fund (0101)	05.265	T763	171,341.00	171,341.00	---	---
General Revenue Fund (0101)	05.265	T766	28,699.00	28,699.00	---	---
General Revenue Fund (0101)	05.265	T767	4,456.00	4,456.00	---	---
General Revenue Fund (0101)	05.265	T770	5,499.00	5,499.00	---	---
General Revenue Fund (0101)	05.265	T773	3,798.00	3,797.00	---	1.00
General Revenue Fund (0101)	05.265	T776	5,637.00	5,636.00	---	1.00
General Revenue Fund (0101)	05.265	T777	33,944.00	33,944.00	---	---
General Revenue Fund (0101)	05.265	T778	40,974.00	40,973.00	---	1.00
General Revenue Fund (0101)	05.265	T779	1,693.00	1,692.00	---	1.00
General Revenue Fund (0101)	05.265	T780	24,546.00	24,545.00	---	1.00
General Revenue Fund (0101)	05.265	T781	14,997.00	14,996.00	---	1.00
General Revenue Fund (0101)	05.265	T782	1,857.00	1,856.00	---	1.00
General Revenue Fund (0101)	05.265	T783	11,205.00	11,204.00	---	1.00
General Revenue Fund (0101)	05.265	T784	544.00	544.00	---	---
General Revenue Fund (0101)	05.265	T785	17,055.00	17,055.00	---	---
General Revenue Fund (0101)	05.265	T788	124,397.00	124,396.00	---	1.00
General Revenue Fund (0101)	05.265	T789	352,605.00	352,604.00	---	1.00

**STATE OF MISSOURI
SUMMARY OF APPROPRIATION ACTIVITY
SPECIAL REVENUE FUNDS
FOR THE APPROPRIATION YEAR 2015**

	H.B. No.	Appr. No.	Appropriations	Expenditures and Transfers Out	Reappropriations to 2016	Lapse of Appropriations
General Revenue Fund (0101)	05.265	T791	7,589.00	7,588.00	---	1.00
General Revenue Fund (0101)	05.265	T792	10,312.00	10,312.00	---	---
General Revenue Fund (0101)	05.265	T793	22,972.00	22,972.00	---	---
General Revenue Fund (0101)	05.265	T797	12,769.00	12,768.00	---	1.00
General Revenue Fund (0101)	05.265	T799	11,397.00	11,396.00	---	1.00
General Revenue Fund (0101)	05.265	T801	3,868.00	3,868.00	---	---
General Revenue Fund (0101)	05.265	T803	58,741.00	58,740.00	---	1.00
General Revenue Fund (0101)	05.265	T804	10,678.00	10,678.00	---	---
General Revenue Fund (0101)	05.265	T805	8,058.00	8,057.00	---	1.00
General Revenue Fund (0101)	05.265	T806	43,056.00	43,056.00	---	---
General Revenue Fund (0101)	05.265	T807	3,872.00	3,872.00	---	---
General Revenue Fund (0101)	05.265	T808	65,464.00	65,464.00	---	---
General Revenue Fund (0101)	05.265	T809	803.00	803.00	---	---
General Revenue Fund (0101)	05.265	T816	1,815.00	1,815.00	---	---
General Revenue Fund (0101)	05.265	T817	1,347.00	1,347.00	---	---
General Revenue Fund (0101)	05.265	T818	2,160.00	2,160.00	---	---
General Revenue Fund (0101)	05.265	T827	3,800.00	3,800.00	---	---
General Revenue Fund (0101)	05.265	T831	1,098.00	1,098.00	---	---
General Revenue Fund (0101)	05.265	T837	818.00	817.00	---	1.00
General Revenue Fund (0101)	05.265	T838	9,209.00	9,208.00	---	1.00
General Revenue Fund (0101)	05.265	T839	388.00	388.00	---	---
General Revenue Fund (0101)	05.265	T840	1,033.00	1,032.00	---	1.00
General Revenue Fund (0101)	05.265	T844	2,121.00	2,120.00	---	1.00
General Revenue Fund (0101)	05.265	T845	536.00	536.00	---	---
General Revenue Fund (0101)	05.265	T846	353.00	352.00	---	1.00
General Revenue Fund (0101)	05.265	T850	338,812.00	---	---	338,812.00
General Revenue Fund (0101)	05.265	T854	152.00	152.00	---	---
General Revenue Fund (0101)	05.265	T856	4,612.00	4,612.00	---	---
General Revenue Fund (0101)	05.265	T864	1,951.00	1,951.00	---	---
General Revenue Fund (0101)	05.265	T868	4,123.00	4,123.00	---	---
General Revenue Fund (0101)	05.265	T872	877.00	876.00	---	1.00
General Revenue Fund (0101)	05.265	T875	75,940.00	75,940.00	---	---
General Revenue Fund (0101)	05.265	T878	57,778.00	57,778.00	---	---
Water Pollution Control Bond and Interest - Series A 2010 Fund (0209)	01.020	T883	1,105,669.53	1,105,669.53	---	---
Water Pollution Control Bond and Interest - Series A 2012 Fund (0213)	01.020	T883	535,039.92	535,039.92	---	---
Water Pollution Control Bond and Interest - Series A 2005 Fund (0218)	01.020	T883	1,400,288.55	1,400,288.55	---	---

Labor and Industrial Relations Administrative							
Fund (0122)	07.810	T892	995,033.00	890,600.00	---	---	104,433.00
DIFP Administrative Fund (0503)	07.405	T894	40,000.00	15,016.98	---	---	24,983.02
DIFP Administrative Fund (0503)	07.405	T895	125,000.00	73,543.94	---	---	51,456.06
Social Security Contributions Fund (0702)	05.455	T900	8,036,974.00	7,265,183.27	---	---	771,790.73
Missouri State Employees' Deferred							
Compensation Incentive Plan							
Administration Fund (0706)	05.485	T901	448,140.00	---	---	---	448,140.00
Professional Registration Fees Fund (0689)	07.545	T903	200,000.00	---	---	---	200,000.00
Natural Resources Cost Allocation Fund (0500)	06.330	T904	15,370.00	13,450.00	---	---	1,920.00
Labor and Industrial Relations Administrative							
Fund (0122)	07.810	T909	230,531.00	130,327.00	---	---	100,204.00
General Revenue Fund (0101)	05.265	T913	7,195.00	7,195.00	---	---	---
General Revenue Fund (0101)	05.265	T926	160.00	160.00	---	---	---
General Revenue Fund (0101)	05.265	T930	872.00	872.00	---	---	---
State Legal Expense Fund (0692)	05.125	T949	100,000.00	39,265.92	---	---	60,734.08
State School Money Fund (0616)	02.290	T961	1,500,000.00	1,263,314.46	---	---	236,685.54
General Revenue Fund (0101)	05.265	T965	7,194.00	7,194.00	---	---	---
General Revenue Fund (0101)	05.265	T966	6,948.00	6,948.00	---	---	---
General Revenue Fund (0101)	05.265	T969	1,283.00	1,283.00	---	---	---
General Revenue Fund (0101)	07.535	T982	1,000.00	---	---	---	1,000.00
Professional Registration Fees Fund (0689)	07.540	T983	4,217.00	4,207.11	---	---	9.89
General Revenue Fund (0101)	04.150	T989	9,169.00	5.00	---	---	9,164.00
			<u>2,012,590,103.00</u>	<u>1,774,281,166.50</u>	<u>---</u>	<u>---</u>	<u>238,308,936.50</u>
Subtotals							
Totals			<u>\$ 9,320,840,974.37</u>	<u>\$ 8,133,258,743.00</u>	<u>\$ 40,755,443.00</u>	<u>\$ 1,146,826,788.37</u>	

**STATE OF MISSOURI
SUMMARY OF APPROPRIATION ACTIVITY
DEBT SERVICE FUNDS
FOR THE APPROPRIATION YEAR 2015**

<u>OFFICE OF ADMINISTRATION</u>	H.B. No.	Appr. No.	Appropriations	Expenditures and Transfers Out	Reappropriations to 2016	Lapse of Appropriations
<u>Division of Accounting</u>						
Fulton State Hospital Bond and Interest - Series A 2014 Fund (0396)						
FSH DEBT SERVICE	05.195	8921	\$ 13,774,223.00	\$ 1,081,924.33	\$ ---	\$ 12,692,298.67
FSH ISSUANCE COST	05.195	8922	425,777.00	425,777.00	---	---
<u>Board Fund Commissioners</u>						
Water Pollution Control Bond and Interest - Series A 2003 Fund (0203)						
STATE WPC BONDS	01.025	6903	5,342,363.00	5,342,362.50	---	0.50
Fourth State Building Bond and Interest - Series A 2005 Fund (0206)						
4TH STATE BUILDING BONDS	01.015	1111	11,290,000.00	11,290,000.00	---	---
Water Pollution Control Bond and Interest - Series A 2007 Fund (0207)						
STATE WPC BONDS	01.025	2037	1,986,632.00	1,986,631.26	---	0.74
Water Pollution Control Bond and Interest - Series A 2010 Fund (0209)						
STATE WPC BONDS	01.025	7806	9,630,000.00	9,630,000.00	---	---
Fourth State Building Bond and Interest - Series A 2010 Fund (0210)						
4TH STATE BUILDING BONDS	01.015	7804	1,069,250.00	1,069,250.00	---	---
Stormwater Control Bond and Interest - Series A 2010 Fund (0211)						
STORMWATER CNTRL BONDS	01.035	7805	1,792,375.00	1,792,375.00	---	---
Fourth State Building Bond and Interest - Series A 2010 Fund (0212)						
4TH STATE BUILDING BONDS	01.015	8405	11,856,400.00	11,816,709.12	---	39,690.88
Water Pollution Control Bond and Interest - Series A 2012 Fund (0213)						
STATE WPC BONDS	01.025	8406	13,741,450.00	13,715,351.76	---	26,098.24
Water Pollution Control Bond and Interest - Series A 2005 Fund (0218)						
STATE WPC BONDS	01.025	1119	8,976,875.00	8,976,875.00	---	---

Stormwater Control Bond and Interest - Series A 2005 Fund (0219)							
STORMWATER CNTRL BONDS	01.035	1120	3,867,875.00	3,867,875.00		---	---
Stormwater Control Bond and Interest - Series A 2002 Fund (0239)							
STORMWATER CNTRL BONDS	01.035	5199	569,500.00	569,500.00		---	---

DEPARTMENT OF TRANSPORTATION

State Road Bond Fund (0319)							
DEBT SERVICE ON BONDS	04.410	7485	<u>162,081,996.00</u>	<u>161,977,235.69</u>		---	<u>104,760.31</u>
Totals			<u>\$ 246,404,716.00</u>	<u>\$ 233,541,866.66</u>		<u>\$ ---</u>	<u>\$ 12,862,849.34</u>

**STATE OF MISSOURI
SUMMARY OF APPROPRIATION ACTIVITY
CAPITAL PROJECTS FUNDS
FOR THE APPROPRIATION YEAR 2015**

	H.B. No.	Appr. No.	Appropriations	Expenditures and Transfers Out	Reappropriations to 2016	Lapse of Appropriations
<u>OFFICE OF ADMINISTRATION</u>						
Fifth State Building Bond Proceeds Fund (0314) BONDING PROJECTS	19.005	8634	\$ 1.00	\$ ---	\$ ---	\$ 1.00
<u>Division of Accounting</u>						
Veterans' Commission Capital Improvement Trust Fund (0304) UNEMPLOYMENT BENEFITS	05.495	6893	5,017.00	2,184.00	---	2,833.00
State Road Fund (0320) UNEMPLOYMENT BENEFITS	05.495	1141	688,506.00	206,257.72	---	482,248.28
<u>Information Technology Services Division</u>						
Veterans' Commission Capital Improvement Trust Fund (0304) DPS IT CONSOLIDATION E&E	05.025	1338	53,780.00	52,996.41	---	783.59
<u>Facilities Management, Design & Construction</u>						
Fulton State Hospital Series A 2014 Bond Proceeds Fund (0397) FSH RPLCMNT DESIGN & CONS	05.197	9126	198,000,000.00	1,540,963.16	196,459,036.00	0.84
<u>DEPARTMENT OF HIGHER EDUCATION</u>						
<u>State Colleges and Universities</u>						
Board of Public Buidngs Series A 2015 Bond Proceeds Fund (0312) UMSL BUSINESS INCUBATOR	21.125	9135	8,000,000.00	---	---	8,000,000.00
UMC LAFFERRE HALL	21.130	9136	38,500,000.00	1,188,365.47	37,311,634.00	0.53
UMC STATE HISTORICAL SOC	21.135	9137	25,000,000.00	---	---	25,000,000.00
UMKC MEDICAL SCHOOL	21.140	9138	19,000,000.00	---	---	19,000,000.00
MSU OZARKS HLT & LIFE SCI	21.145	9139	40,000,000.00	---	---	40,000,000.00

DEPARTMENT OF TRANSPORTATION

Board of Public Buidngs Series A 2015 Bond
Proceeds Fund (0312)

PASSENGR RAIL STATION STL	21.120	9134	11,000,000.00	---	---	11,000,000.00
State Road Fund (0320)						
FLEET FAC & INFO SYS E&E	04.425	0118	59,924,795.00	48,692,012.61	---	11,232,782.39
DEBT SERVICE ON BONDS	04.410	3550	146,378,865.00	128,951,106.55	---	17,427,758.45
MAINTENANCE E&E	04.415	4399	223,906,284.00	189,717,319.55	---	34,188,964.45
CONSTRUCTION E&E	04.410	4402	21,000,000.00	19,169,196.11	---	1,830,803.89
CONSTRUCTION	04.410	4403	933,811,499.00	912,783,709.40	---	21,027,789.60
ADMINISTRATION PS	04.400	7435	18,263,625.00	17,053,496.92	---	1,210,128.08
ADMINISTRATION E&E	04.400	7436	6,699,562.00	6,554,461.45	---	145,100.55
FRINGES ADMIN PS	04.405	7438	13,850,867.00	11,816,198.20	---	2,034,668.80
FRINGES ADMIN E&E	04.405	7439	15,797,243.00	14,026,822.65	---	1,770,420.35
CONSTRUCTION PS	04.410	7440	65,618,938.00	61,375,434.86	---	4,243,503.14
FRINGES CONSTRUCTION PS	04.405	7443	50,128,728.00	43,510,671.84	---	6,618,056.16
FRINGES CONSTRUCTION E&E	04.405	7444	683,292.00	682,479.79	---	812.21
MAINTENANCE PS	04.415	7445	139,491,834.00	131,385,179.27	---	8,106,654.73
FRINGES MAINTENANCE PS	04.405	7448	112,811,871.00	97,597,484.97	---	15,214,386.03
FRINGES MAINTENANCE E&E	04.405	7449	6,633,778.00	6,459,330.01	---	174,447.99
FLEET FAC & INFO SYS PS	04.425	7464	13,964,240.00	10,515,130.47	---	3,449,109.53
FRINGES FLT FAC&INFO-PS	04.405	7466	10,298,358.00	7,565,088.75	---	2,733,269.25
FRINGES FLT FAC&INFO-E&E	04.405	7467	244,493.00	74,319.16	---	170,173.84
MULTIMODAL OPS ADMIN PS	04.440	7468	460,497.00	429,545.22	---	30,951.78
FRINGES MULTIMODAL PS	04.405	7469	320,816.00	275,277.05	---	45,538.95
MULTIMODAL OPS ADMIN E&E	04.440	8904	39,852.00	17,441.98	---	22,410.02
State Road Fund - Series 2008 Fund (0321)						
CONSTRUCTION BONDS	04.410	2622	1.00	---	---	1.00

DEPARTMENT OF NATURAL RESOURCES

Division of Environmental Quality

Stormwater - Series A 2002 - 37H Fund (0302)

STORMWATER GRANTS	06.225	6137	10,000.00	---	---	10,000.00
Water Pollution Control Series A 2007 - 37G Fund (0329)						
RURAL WTR SWR GRNT & LOAN	06.225	3263	10,000.00	---	---	10,000.00
Water Pollution Control Series A 2007 - 37E Fund (0330)						
WASTEWATER FACILITY GRANT	06.225	3260	10,000.00	---	---	10,000.00
RURAL WTR SWR GRNT & LOAN	06.225	3262	10,000.00	---	---	10,000.00

**STATE OF MISSOURI
SUMMARY OF APPROPRIATION ACTIVITY
CAPITAL PROJECTS FUNDS
FOR THE APPROPRIATION YEAR 2015**

	H.B. No.	Appr. No.	Appropriations	Expenditures and Transfers Out	Reappropriations to 2016	Lapse of Appropriations
<u>DEPARTMENT OF PUBLIC SAFETY</u>						
Veterans' Commission Capital Improvement Trust Fund (0304)						
DPS-INSTITUTIONAL	13.015	7735	2,786,011.00	2,786,011.00	---	---
PUBLIC SAFETY LEASING	13.005	8315	147,448.00	117,551.41	---	29,896.59
PUBLIC SAFETY STATE OWNED	13.010	8316	111,988.00	107,586.36	---	4,401.64
CRITICAL M&R	18.010	8575	947,797.57	488,003.15	459,794.00	0.42
<u>Adjutant General</u>						
Veterans' Commission Capital Improvement Trust Fund (0304)						
VETS RECOGNITION PRG E&E	08.245	3430	136,732.00	8,616.30	---	128,115.70
VETS RECOGNITION PRG PS	08.245	6843	92,889.00	78,384.50	---	14,504.50
<u>Missouri Veterans Commission</u>						
Veterans' Commission Capital Improvement Trust Fund (0304)						
VETERANS HOMES PS	08.180	0639	28,992.00	16,104.50	---	12,887.50
ADMIN & SERVICE PS	08.170	4481	3,540,364.00	3,281,184.84	---	259,179.16
ADMIN & SERVICE E&E	08.170	4482	1,307,855.00	1,131,891.85	---	175,963.15
VETERANS SVS OFFICER PRGM	08.175	5052	1,600,000.00	1,393,284.18	---	206,715.82
MVC CRITICAL CI PROJECTS	17.100	8107	822,458.92	20,681.25	---	801,777.67
STL VETS STORAGE BLDG	19.035	8570	1,076,625.00	---	1,076,625.00	---
ELEC MEDICAL RECORDS	19.040	8572	2,362,500.00	1,055,708.47	1,306,791.00	0.53
MVC CAMERON M&R PROJECTS	18.040	8622	524,300.00	---	524,300.00	---
MVC CAPE GIRARDEAU M&R	18.040	8624	3,966,030.00	---	3,966,030.00	---
MVC MEXICO M&R PROJECTS	18.040	8626	791,350.00	---	791,350.00	---
MVC ST JAMES M&R PROJES	18.040	8628	6,202,980.00	---	6,202,980.00	---
MVC WARRNSBG NURSE & FIRE	18.040	8630	1,460,249.00	---	1,460,249.00	---
ANTI WANDER SYSTEMS	19.045	8636	2,277,014.53	266,205.68	2,010,808.00	0.85
Subtotals			<u>2,210,800,326.02</u>	<u>1,722,393,687.06</u>	<u>251,569,597.00</u>	<u>236,837,041.96</u>
Appropriated Transfers Out To:						
General Revenue Fund (0101)	05.550	T285	14,870.00	2,378.00	---	12,492.00
State Retirement Contributions Fund (0701)	05.450	T293	553.00	494.06	---	58.94
Social Security Contributions Fund (0702)	05.450	T293	18,084,678.00	16,146,280.61	---	1,938,397.39
State Retirement Contributions Fund (0701)	05.465	T297	801,811.00	793,153.25	---	8,657.75

Missouri State Employees' Deferred Compensation Incentive Plan Administration Fund (0706)	05.480	T300	1,171,008.00	---	---	1,171,008.00
Missouri Consolidated Health Care Plan Benefit Fund (0765)	05.505	T304	1,055,568.00	1,003,261.21	---	52,306.79
Missouri Veterans' Homes Fund (0460)	08.185	T405	30,000,000.00	4,750,000.00	---	25,250,000.00
Multimodal Operations Fund (0126)	05.260	T541	1,260.00	1,259.42	---	0.58
General Revenue Fund (0101)	05.265	T702	1,139.00	1,139.00	---	---
Subtotals			<u>51,130,887.00</u>	<u>22,697,965.55</u>	---	<u>28,432,921.45</u>
Totals			<u>\$ 2,261,931,213.02</u>	<u>\$ 1,745,091,652.61</u>	<u>\$ 251,569,597.00</u>	<u>\$ 265,269,963.41</u>

**STATE OF MISSOURI
SUMMARY OF APPROPRIATION ACTIVITY
PERMANENT FUNDS
FOR THE APPROPRIATION YEAR 2015**

<u>DEPARTMENT OF HEALTH AND SENIOR SERVICES</u>	<u>H.B. No.</u>	<u>Appr. No.</u>	<u>Appropriations</u>	<u>Expenditures and Transfers Out</u>	<u>Reappropriations to 2016</u>	<u>Lapse of Appropriations</u>
<u>Division of Community and Public Health</u>						
Champ W. Smith and Mary C. Smith Memorial Endowment Trust Fund (0873)						
CHILD W/SPECIAL NEEDS	10.710	7727	\$ 10,000.00	\$ 7,000.00	\$ ---	\$ 3,000.00
<u>DEPARTMENT OF NATURAL RESOURCES</u>						
Confederate Memorial Park Fund (0812)						
REFUND ACCOUNTS	06.315	3546	<u>165.00</u>	<u>---</u>	<u>---</u>	<u>165.00</u>
Totals			<u>\$ 10,165.00</u>	<u>\$ 7,000.00</u>	<u>\$ ---</u>	<u>\$ 3,165.00</u>

**STATE OF MISSOURI
SUMMARY OF APPROPRIATION ACTIVITY
ENTERPRISE FUNDS
FOR THE APPROPRIATION YEAR 2015**

	H.B. No.	Appr. No.	Appropriations	Expenditures and Transfers Out	Reappropriations to 2016	Lapse of Appropriations
<u>EXECUTIVE</u>						
<u>Attorney General</u>						
Petroleum Storage Tank Insurance Fund (0585)						
ATTORNEY GENERAL PS	12.195	4203	\$ 79,479.00	\$ 79,479.00	\$ ---	\$ ---
Lottery Enterprise Fund (0657)						
ATTORNEY GENERAL PS	12.195	3335	56,641.00	56,641.00	---	---
ATTORNEY GENERAL ST OWNED	13.010	7785	4,145.00	4,115.00	---	30.00
<u>OFFICE OF ADMINISTRATION</u>						
<u>Division of Accounting</u>						
State Fair Fee Fund (0410)						
UNEMPLOYMENT BENEFITS	05.495	5991	22,030.00	7,842.49	---	14,187.51
State Park Earnings Fund (0415)						
UNEMPLOYMENT BENEFITS	05.495	5992	27,465.00	6,073.64	---	21,391.36
Missouri Veterans' Homes Fund (0460)						
UNEMPLOYMENT BENEFITS	05.495	5993	175,804.00	118,494.73	---	57,309.27
Lottery Enterprise Fund (0657)						
UNEMPLOYMENT BENEFITS	05.495	6146	4,752.00	3,144.52	---	1,607.48
<u>Information Technology Services Division</u>						
Federal Surplus Property Fund (0407)						
OA IT CONSOLDIATION E&E	05.025	3605	120,100.00	117,100.00	---	3,000.00
Single-Purpose Animal Facilities Loan Program Fund (0408)						
MDA IT CONSOLIDATION E&E	05.025	1342	1,155.00	850.15	---	304.85
State Fair Fee Fund (0410)						
MDA IT CONSOLIDATION PS	05.025	1343	10.00	---	---	10.00
MDA IT CONSOLIDATION E&E	05.025	1344	9,614.00	4,973.19	---	4,640.81
Missouri Veterans' Homes Fund (0460)						
DPS IT CONSOLIDATION PS	05.025	1349	366,265.00	300,628.64	---	65,636.36
DPS IT CONSOLIDATION E&E	05.025	1350	564,952.00	428,186.16	---	136,765.84
Missouri Wine and Grape Fund (0787)						
MDA IT CONSOLIDATION PS	05.025	1991	5.00	---	---	5.00
MDA IT CONSOLIDATION E&E	05.025	1993	10,112.00	1,844.45	---	8,267.55

Division of Purchasing and Materials**Management**

Federal Surplus Property Fund (0407)

FIXED PRICE VEHICLE PRGM	05.055	0825	1,495,994.00	1,321,294.98	---	174,699.02
SURPLUS PROP RECYCLE PS	05.060	7018	47,620.00	47,561.50	---	58.50
SURPLUS PROPERTY PS	05.055	9347	774,528.00	551,020.12	---	223,507.88
SURPLUS PROPERTY E&E	05.055	9348	595,698.00	396,715.94	---	198,982.06
SURPLUS PROP RECYCLE E&E	05.060	9349	50,322.00	50,207.98	---	114.02

DEPARTMENT OF AGRICULTURESingle-Purpose Animal Facilities Loan Program
Fund (0408)

AGRICULTURE STATE OWNED	13.010	7680	4,442.00	4,410.00	---	32.00
State Fair Fee Fund (0410)						
AGRICULTURE INSTITUTIONAL	13.015	7687	497,177.00	497,177.00	---	---
Missouri Wine and Grape Fund (0787)						
AGRICULTURE STATE OWNED	13.010	8404	2,814.00	2,794.00	---	20.00

Office of the Director

State Fair Fee Fund (0410)

DIRECTOR'S OFFICE PS	06.005	8871	36,167.00	35,753.11	---	413.89
DIRECTOR'S OFFICE E&E	06.005	8874	3,597.00	3,169.67	---	427.33
Missouri Wine and Grape Fund (0787)						
DIRECTOR'S OFFICE PS	06.005	7928	13,611.00	13,609.74	---	1.26
DIRECTOR'S OFFICE E&E	06.005	7929	1,499.00	1,475.00	---	24.00

Agric Business Development DivisionSingle-Purpose Animal Facilities Loan Program
Fund (0408)

AG&SMALL BUS DEV AUTH PS	06.045	1790	111,028.00	69,703.00	---	41,325.00
AG&SMALL BUS DEV AUTH E&E	06.045	1795	9,364.00	2,132.07	---	7,231.93
Single-Purpose Animal Facilities Loan Guarantee Fund (0409)						
SINGL ANIMAL FAC LOAN PRG	06.055	6887	201,046.00	---	---	201,046.00
Agricultural Product Utilization and Business Development Loan Guarantee Fund (0411)						
MO VALUE-ADDED LOAN PRG	06.065	6888	624,501.00	---	---	624,501.00
Missouri Wine and Grape Fund (0787)						
WINE AND GRAPE BOARD E&E	06.040	2107	1,598,695.00	1,131,150.30	---	467,544.70
WINE AND GRAPE BOARD PS	06.040	2130	262,535.00	236,724.34	---	25,810.66

**STATE OF MISSOURI
SUMMARY OF APPROPRIATION ACTIVITY
ENTERPRISE FUNDS
FOR THE APPROPRIATION YEAR 2015**

	H.B. No.	Appr. No.	Appropriations	Expenditures and Transfers Out	Reappropriations to 2016	Lapse of Appropriations
<u>Missouri State Fair</u>						
State Fair Fee Fund (0410)						
FUNDING TO START FAIR	06.130	0228	74,250.00	69,540.00	---	4,710.00
STATE FAIR ADMIN PS	06.125	0270	1,326,261.00	1,036,376.36	---	289,884.64
STATE FAIR ADMIN E&E	06.125	0274	2,599,740.00	2,493,116.16	---	106,623.84
STATE FAIR EQUIP REPLACE	06.135	1878	165,962.00	24,212.72	---	141,749.28
<u>State Land Survey</u>						
Land Survey Revolving Services Fund (0426)						
LAND SURVEY OPERATIONS E&E	06.115	8827	80,000.00	23,204.89	---	56,795.11
<u>DEPARTMENT OF NATURAL RESOURCES</u>						
State Park Earnings Fund (0415)						
SALES TAX GR REIMBURSE	06.320	2379	240,000.00	35,625.46	---	204,374.54
REFUND ACCOUNTS	06.315	2737	115,338.00	84,518.20	---	30,819.80
Natural Resources Revolving Services Fund (0425)						
DNR REVOLVING FUND	06.310	2132	2,921,745.00	2,065,284.11	---	856,460.89
SALES TAX GR REIMBURSE	06.320	3085	10,000.00	1,208.09	---	8,791.91
REFUND ACCOUNTS	06.315	3372	1,419.00	270.26	---	1,148.74
Historic Preservation Revolving Fund (0430)						
REFUND ACCOUNTS	06.315	3373	165.00	---	---	165.00
Petroleum Storage Tank Insurance Fund (0585)						
PETROLEUM RELATED ACT PS	06.230	0925	707,195.00	707,137.42	---	57.58
PETROLEUM REALTED ACT E&E	06.230	0926	68,354.00	68,354.00	---	---
DNR INTEGRATED DATA SYSTM	06.300	8954	47,396.00	---	---	47,396.00
<u>Petroleum Storage Tank Insurance Board</u>						
Petroleum Storage Tank Insurance Fund (0585)						
PETRO STORAGE TANK REFUND	06.280	2880	70,000.00	42,233.09	---	27,766.91
PETRO STORAGE TANK BD PS	06.280	3532	124,376.00	124,376.00	---	---
PETRO STORAGE TANK BD E&E	06.280	3533	2,095,354.00	1,537,593.48	---	557,760.52
PETRO STORAGE TANK INSUR	06.280	3534	20,000,000.00	14,061,824.44	---	5,938,175.56
<u>Environmental Improvement and Energy Resources</u>						
State Environmental Improvement Authority Fund (0654)						
EIERA	06.340	8029	1.00	---	---	1.00

Department Operations

State Park Earnings Fund (0415)							
DT OP-CONTRACT AUDITS E&E	06.200	2293	100,000.00	24,534.82	---		75,465.18
Natural Resources Revolving Services Fund (0425)							
DEPT OPERATIONS PS	06.200	2141	41,669.00	25,216.89	---		16,452.11
DEPT OPERATIONS E&E	06.200	2143	5,129.00	200.54	---		4,928.46

Missouri Geological Survey

Natural Resources Revolving Services Fund (0425)							
MGS OPERATIONS PS	06.260	1907	21,000.00	19,914.31	---		1,085.69

Missouri State Parks

State Park Earnings Fund (0415)							
STATE PARK OPERATION PS	06.285	1940	1,241,521.00	874,822.96	---		366,698.04
STATE PARK OPERATION E&E	06.285	1941	1,702,740.00	1,166,555.13	---		536,184.87
DNR WATER WASTE IMPROV	17.020	6595	375,626.06	---	---		375,626.06
DNR ROADS PARKING TRAILS	17.025	6596	507,078.33	---	---		507,078.33
DNR SPENDING AUTHORITY	17.030	6599	36,744,397.21	230,559.89	35,476,608.00		1,037,229.32
IMPROVEMENTS ST PARKS	17.035	6601	1,275,319.96	363,740.22	---		911,579.74
GIFTS TO PARKS	06.285	7816	2,000,000.00	41,560.77	---		1,958,439.23
PARKS RESALE	06.285	7817	1,300,000.00	925,610.57	---		374,389.43
PARKS CONCESSIONS DEFAULT	06.285	7818	199,350.00	80,876.89	---		118,473.11
STATE PARK GRANTS	06.285	7820	250,000.00	54,140.99	---		195,859.01
DNR WATER WASTE IMPROV	17.045	7991	560,379.17	---	---		560,379.17
DNR ROADS PARKING TRAILS	17.055	7994	486,067.13	---	---		486,067.13
IMPROVEMENTS STATE PARKS	17.060	8068	1,201,778.29	---	---		1,201,778.29
INTER EXHIBITS ST PARKS	17.070	8072	276,365.92	---	---		276,365.92
IMPROVEMENTS STATE PARKS	19.015	8533	0.85	---	---		0.85
LAND PURCHASES ST PARKS	19.015	8534	413,229.41	185,634.00	227,595.00		0.41
DNR CI SPENDING AUTHORITY	19.015	8564	999,425.76	474,447.80	524,977.00		0.96
INTER EXHIBITS ST PARKS	19.015	8565	0.40	---	---		0.40
DNR ROADS PARKING TRAILS	18.030	8589	0.12	---	---		0.12
DNR M&R SPENDING AUTHORITY	18.030	8591	1,000,000.00	---	---		1,000,000.00
PARKS CONCESSIONS DEFAULT PS	06.285	8764	100,000.00	80,093.73	---		19,906.27
Historic Preservation Revolving Fund (0430)							
HISTORIC PRESERVATION PS	06.290	1885	197,888.00	145,795.54	---		52,092.46
HISTORIC PRESERVATION E&E	06.290	1886	31,314.00	18,324.32	---		12,989.68
HISTORIC PRESERV GRANTS	06.290	7823	1,807,243.00	467,894.00	---		1,339,349.00
HISTORIC PROPERTIES	18.030	8592	1,000,000.00	---	---		1,000,000.00

**STATE OF MISSOURI
SUMMARY OF APPROPRIATION ACTIVITY
ENTERPRISE FUNDS
FOR THE APPROPRIATION YEAR 2015**

	H.B. No.	Appr. No.	Appropriations	Expenditures and Transfers Out	Reappropriations to 2016	Lapse of Appropriations
<u>DEPARTMENT OF PUBLIC SAFETY</u>						
<u>State Highway Patrol</u>						
State Park Earnings Fund (0415)						
MARINE MAINTENANCE FAC	17.090	8128	3,787.16	---	---	3,787.16
<u>Missouri Veterans Commission</u>						
Missouri Veterans' Homes Fund (0460)						
VETERANS HOMES PS	08.180	2342	51,939,858.00	49,459,060.35	---	2,480,797.65
VETERANS HOMES E&E	08.180	2344	22,118,246.00	14,972,623.52	---	7,145,622.48
REFUNDS	08.180	4570	1,274,400.00	608,617.82	---	665,782.18
VETERANS HOMES OVERTIME	08.180	7110	1,564,438.00	1,564,435.23	---	2.77
ADMIN & SERVICE PS	08.170	8735	520,632.00	394,217.97	---	126,414.03
ADMIN & SERVICE E&E	08.170	8737	131,588.00	90,429.91	---	41,158.09
<u>DEPARTMENT OF REVENUE</u>						
<u>Administration Division</u>						
Revenue Information Fund (0619)						
FED & OTHER FUND REFUNDS	04.065	8465	70.00	70.00	---	---
<u>Taxation Division</u>						
Petroleum Storage Tank Insurance Fund (0585)						
TAXATION PS	04.010	1704	27,684.00	25,543.40	---	2,140.60
TAXATION E&E	04.010	1705	1,071.00	---	---	1,071.00
<u>Missouri Lottery Commission</u>						
Lottery Enterprise Fund (0657)						
LOTTERY LEASING	13.005	3307	357,037.00	334,970.34	---	22,066.66
LOTTERY COMMISSION PRIZES	04.180	6215	153,000,000.00	139,313,923.04	---	13,686,076.96
LOTTERY INSTITUTIONAL	13.015	7669	120,775.00	120,775.00	---	---
LOTTERY ADVERTISING PD	04.175	8652	16,000,000.00	12,024,545.69	---	3,975,454.31
VENDOR PAYMENTS FOR GAMES	04.175	9001	27,371,477.00	24,412,555.51	---	2,958,921.49
LOTTERY COMMISSION PS	04.175	9156	6,899,318.00	6,687,606.35	---	211,711.65
LOTTERY COMMISSION E&E	04.175	9157	8,847,515.00	6,915,643.65	---	1,931,871.35
Subtotals			<u>382,436,141.77</u>	<u>289,974,087.55</u>	<u>36,229,180.00</u>	<u>56,232,874.22</u>

Appropriated Transfers Out To:

General Revenue Fund (0101)	05.265	T044	15,710.00	15,709.00	---	1.00
Natural Resources Cost Allocation Fund (0500)	06.330	T062	27,727.00	24,456.00	---	3,271.00
Natural Resources Cost Allocation Fund (0500)	06.330	T063	2,308.00	2,036.00	---	272.00
Natural Resources Cost Allocation Fund (0500)	06.330	T070	43,476.00	38,349.00	---	5,127.00
Natural Resources Cost Allocation Fund (0500)	06.330	T088	225,634.00	192,854.00	---	32,780.00
Natural Resources Cost Allocation Fund (0500)	06.330	T089	18,776.00	16,050.00	---	2,726.00
Natural Resources Cost Allocation Fund (0500)	06.330	T097	132,922.00	113,611.00	---	19,311.00
Lottery Proceeds Fund (0291)	04.185	T275	299,000,000.00	270,701,018.00	---	28,298,982.00
General Revenue Fund (0101)	05.550	T285	2,251,764.00	2,201,754.00	---	50,010.00
Social Security Contributions Fund (0702)	05.450	T293	5,080,194.00	4,522,677.79	---	557,516.21
State Retirement Contributions Fund (0701)	05.465	T297	10,858,747.00	10,588,362.47	---	270,384.53
Missouri State Employees' Deferred Compensation Incentive Plan Administration Fund (0706)	05.480	T300	190,035.00	---	---	190,035.00
Missouri Consolidated Health Care Plan Benefit Fund (0765)	05.505	T304	15,359,887.00	15,152,744.16	---	207,142.84
Natural Resources Cost Allocation Fund (0500)	06.330	T320	305,347.00	279,129.00	---	26,218.00
Natural Resources Cost Allocation Fund (0500)	06.330	T322	25,411.00	23,229.00	---	2,182.00
Natural Resources Cost Allocation Fund (0500)	06.330	T327	104,067.00	90,841.00	---	13,226.00
Social Services and Other Sources Fund (0610)	05.065	T432	30,000.00	30,000.00	---	---
General Revenue Fund (0101)	05.265	T495	2,630.00	2,629.00	---	1.00
State Highways and Transportation Department Fund (0644)	04.160	T534	1,250,000.00	1,249,060.00	---	940.00
General Revenue Fund (0101)	05.260	T541	235,762.00	---	---	235,762.00
General Revenue Fund (0101)	05.265	T704	1,507.00	1,507.00	---	---
General Revenue Fund (0101)	05.265	T705	43,890.00	43,889.00	---	1.00
General Revenue Fund (0101)	05.265	T707	94,666.00	94,666.00	---	---
General Revenue Fund (0101)	05.265	T709	1,314.00	1,314.00	---	---
General Revenue Fund (0101)	05.265	T710	119.00	119.00	---	---
General Revenue Fund (0101)	05.265	T711	258,279.00	258,279.00	---	---
General Revenue Fund (0101)	05.265	T749	74,630.00	74,629.00	---	1.00
General Revenue Fund (0101)	05.265	T765	13,114.00	13,114.00	---	---
Agri Land Survey Revolving Ser Fund (0426)	06.120	T899	331,082.00	327,091.29	---	3,990.71
Subtotals			<u>335,978,998.00</u>	<u>306,059,117.71</u>	---	<u>29,919,880.29</u>
Totals			<u>\$ 718,415,139.77</u>	<u>\$ 596,033,205.26</u>	<u>\$ 36,229,180.00</u>	<u>\$ 86,152,754.51</u>

**STATE OF MISSOURI
SUMMARY OF APPROPRIATION ACTIVITY
INTERNAL SERVICE FUNDS
FOR THE APPROPRIATION YEAR 2015**

	H.B. No.	Appr. No.	Appropriations	Expenditures and Transfers Out	Reappropriations to 2016	Lapse of Appropriations
<u>LEGISLATURE</u>						
<u>Senate</u>						
Senate Revolving Fund (0535) SENATE CONTINGENT EXP	12.500	4505	\$ 40,000.00	\$ ---	---	\$ 40,000.00
<u>House of Representatives</u>						
House of Representatives Revolving Fund (0520) HOUSE REVOLVING FUND	12.505	3165	45,000.00	28,452.46	---	16,547.54
<u>JUDICIARY</u>						
<u>Judicial Proceedings and Review</u>						
Supreme Court Publications Revolving Fund (0525) JUD PROCEED & REVIEW E&E	12.300	4506	150,000.00	58,048.31	---	91,951.69
<u>EXECUTIVE</u>						
<u>State Treasurer</u>						
Central Check Mailing Service Revolving Fund (0515)						
STATE TREASURER PS	12.150	0843	12,074.00	10,183.13	---	1,890.87
STATE TREASURER E&E	12.150	2212	225,000.00	67,107.65	---	157,892.35
<u>OFFICE OF ADMINISTRATION</u>						
State Facility Maintenance and Operation Fund (0501)						
OA LEASING	13.005	1066	243,523.00	214,929.82	---	28,593.18
OA STATE OWNED	13.010	7674	496,566.00	493,044.00	---	3,522.00
Office of Administration Revolving Administrative Trust Fund (0505)						
OA LEASING	13.005	1067	177,618.00	129,764.23	---	47,853.77
<u>Division of Accounting</u>						
Natural Resources Cost Allocation Fund (0500)						
UNEMPLOYMENT BENEFITS	05.495	6155	23,699.00	5,036.15	---	18,662.85
State Facility Maintenance and Operation Fund (0501)						
UNEMPLOYMENT BENEFITS	05.495	5994	66,377.00	12,241.34	---	54,135.66
MDFB LEASE/PURCHASE	05.180	6753	2,434,339.00	2,434,326.99	---	12.01

DIFP Administrative Fund (0503)							
UNEMPLOYMENT BENEFITS	05.495	6715	283.00	---	---	---	283.00
Office of Administration Revolving Administrative Trust Fund (0505)							
UNEMPLOYMENT BENEFITS	05.495	5999	4,000.00	812.00	---	---	3,188.00
Working Capital Revolving Fund (0510)							
UNEMPLOYMENT BENEFITS	05.495	6000	9,373.00	9,372.96	---	---	0.04
Economic Development Administrative Fund (0547)							
UNEMPLOYMENT BENEFITS	05.495	6673	1,196.00	---	---	---	1,196.00
Professional Registration Fees Fund (0689)							
UNEMPLOYMENT BENEFITS	05.495	6006	5,118.00	1,474.92	---	---	3,643.08
MO Revolving Info Tech Trust Fund (0980)							
UNEMPLOYMENT BENEFITS	05.495	8881	2,519.00	1,294.00	---	---	1,225.00
<u>Information Technology Services Division</u>							
Natural Resources Cost Allocation Fund (0500)							
DNR IT CONSOLIDATION PS	05.025	1351	2,314,686.00	1,966,771.19	---	---	347,914.81
DNR IT CONSOLIDATION E&E	05.025	1360	3,976,351.00	3,014,845.41	---	---	961,505.59
State Facility Maintenance and Operation Fund (0501)							
OA IT CONSOLIDATION PS	05.025	3610	91,885.00	75,411.47	---	---	16,473.53
OA IT CONSOLIDATION E&E	05.025	3611	288,084.00	235,507.24	---	---	52,576.76
DIFP Administrative Fund (0503)							
DIFP IT CONSOLIDATION PS	05.025	3691	101,832.00	15,727.90	---	---	86,104.10
DIFP IT CONSOLIDATION E&E	05.025	3692	26,836.00	25,944.92	---	---	891.08
Office of Administration Revolving Administrative Trust Fund (0505)							
OA IT CONSOLIDATION PS	05.025	3601	10,046.00	---	---	---	10,046.00
OA IT CONSOLIDATION E&E	05.025	3602	25,000.00	---	---	---	25,000.00
Working Capital Revolving Fund (0510)							
DOC IT CONSOLIDATION PS	05.025	1362	54,043.00	53,995.50	---	---	47.50
DOC IT CONSOLIDATION E&E	05.025	1363	175,390.00	119,927.06	---	---	55,462.94
Inmate Fund (0540)							
DOC IT CONSOLIDATION E&E	05.025	2253	15,200.00	---	---	---	15,200.00
Social Services Administrative Trust Fund (0545)							
DSS IT CONSOLIDATION PS	05.025	1365	27.00	---	---	---	27.00
DSS IT CONSOLIDATION E&E	05.025	1366	400,622.00	63,000.00	---	---	337,622.00
Economic Development Administrative Fund (0547)							
DED IT CONSOLIDATION PS	05.025	1369	439,121.00	63,214.01	---	---	375,906.99
DED IT CONSOLIDATION E&E	05.025	1371	860,505.00	29,851.40	---	---	830,653.60
Professional Registration Fees Fund (0689)							
DIFP IT CONSOLIDATION PS	05.025	1615	312,262.00	274,305.65	---	---	37,956.35
DIFP IT CONSOLIDATION E&E	05.025	1616	915,336.00	333,885.88	---	---	581,450.12

**STATE OF MISSOURI
SUMMARY OF APPROPRIATION ACTIVITY
INTERNAL SERVICE FUNDS
FOR THE APPROPRIATION YEAR 2015**

	H.B. No.	Appr. No.	Appropriations	Expenditures and Transfers Out	Reappropriations to 2016	Lapse of Appropriations
MO Revolving Info Tech Trust Fund (0980)						
OA IT CONSOLIDATION PS	05.025	8110	13,354,798.00	6,081,025.51	---	7,273,772.49
OA IT CONSOLIDATION E&E	05.025	8111	32,532,527.00	29,382,055.26	---	3,150,471.74
TELECOM REVOLVING FUND	05.030	8112	44,700,697.00	28,061,879.41	---	16,638,817.59
ITSD UC DEBT PAYMENT	05.200	8114	4,030,368.00	3,419,185.72	---	611,182.28
<u>Division of Facilities Management,</u>						
<u>Design and Construction</u>						
State Facility Maintenance and Operation Fund (0501)						
FM DC OPERATIONS E&E	05.085	2148	35,094,767.00	34,887,405.44	---	207,361.56
FM DC OPERATIONS PS	05.085	2605	18,033,426.00	17,812,624.49	---	220,801.51
FACILITY SERVICES	05.095	2607	2,000,000.00	311,407.59	---	1,688,592.41
MANSION DONATIONS	05.080	3046	60,000.00	1,546.05	---	58,453.95
Office of Administration Revolving Administrative Trust Fund (0505)						
MULTI TENANT ST OWN	13.020	2777	378,314.00	261,052.66	---	117,261.34
MULTI TENANT INSTIT	13.020	3741	529,826.00	519,124.35	---	10,701.65
MULTI TENANT LEASING	13.020	6194	591,860.00	3,517.87	---	588,342.13
COST REIMBURSEMENT	18.025	8584	200,000.00	109,590.44	---	90,409.56
<u>Division of General Services</u>						
Office of Administration Revolving Administrative Trust Fund (0505)						
DIV OF GENERAL SERVS PS	05.100	4538	2,834,122.00	2,463,881.82	---	370,240.18
DIV OF GENERAL SERVS E&E	05.100	4540	979,728.00	979,628.08	---	99.92
REBILLABLE EXPENSES	05.115	6259	16,000,000.00	12,970,833.99	---	3,029,166.01
<u>Division of Personnel</u>						
Office of Administration Revolving Administrative Trust Fund (0505)						
DIV PERSONNEL E&E	05.040	2249	471,489.00	294,941.02	---	176,547.98
DIV PERSONNEL PS	05.040	8007	174,969.00	131,315.35	---	43,653.65
MO Revolving Info Tech Trust Fund (0980)						
OA HR CONSOLIDATION PS	05.040	8379	90,710.00	88,098.52	---	2,611.48
OA HR CONSOLIDATION E&E	05.040	8380	3,600.00	3,600.00	---	---

Division of Purchasing and Materials

Management

Office of Administration Revolving Administrative
Trust Fund (0505)

BID & PERFORM BOND REFUND	05.050	7349	3,000,000.00	500,000.00	---	2,500,000.00
---------------------------	--------	------	--------------	------------	-----	--------------

Missouri Public Entity Risk Management

Office of Administration Revolving Administrative
Trust Fund (0505)

MOPERM PS	05.155	8471	666,483.00	664,349.31	---	2,133.69
-----------	--------	------	------------	------------	-----	----------

MOPERM E&E	05.155	8472	47,500.00	10,456.90	---	37,043.10
------------	--------	------	-----------	-----------	-----	-----------

**DEPARTMENT OF INSURANCE,
FINANCIAL INSTITUTIONS AND
PROFESSIONAL REGISTRATION**

DIFP Administrative Fund (0503)

DEPT ADMINISTRATION PS	07.400	3652	142,009.00	141,422.38	---	586.62
------------------------	--------	------	------------	------------	-----	--------

DEPT ADMINISTRATION E&E	07.400	3653	38,136.00	27,312.64	---	10,823.36
-------------------------	--------	------	-----------	-----------	-----	-----------

Professional Registration Fees Fund (0689)

INSURANCE LEASING	13.005	3736	12,277.00	8,110.50	---	4,166.50
-------------------	--------	------	-----------	----------	-----	----------

INSURANCE STATE OWNED	13.010	7712	211,294.00	209,795.00	---	1,499.00
-----------------------	--------	------	------------	------------	-----	----------

Professional Registration

Professional Registration Fees Fund (0689)

EXAMINATION & OTHER FEES	07.465	1010	252,000.00	193,330.00	---	58,670.00
--------------------------	--------	------	------------	------------	-----	-----------

PR ADMINISTRATION PS	07.465	1032	3,412,185.00	3,183,267.10	---	228,917.90
----------------------	--------	------	--------------	--------------	-----	------------

PR ADMINISTRATION E&E	07.465	2207	1,037,686.00	595,439.25	---	442,246.75
-----------------------	--------	------	--------------	------------	-----	------------

PR REFUNDS	07.465	5407	125,000.00	35,834.22	---	89,165.78
------------	--------	------	------------	-----------	-----	-----------

DEPARTMENT OF ECONOMIC DEVELOPMENT

Economic Development Administrative
Fund (0547)

DED STATE OWNED	13.010	7706	31,465.00	31,242.00	---	223.00
-----------------	--------	------	-----------	-----------	-----	--------

Administrative Services

Economic Development Administrative
Fund (0547)

REFUNDS	07.005	0812	12,000.00	---	---	12,000.00
---------	--------	------	-----------	-----	-----	-----------

ADMINISTRATIVE SVS E&E	07.005	2174	353,737.00	135,995.56	---	217,741.44
------------------------	--------	------	------------	------------	-----	------------

ADMINISTRATIVE SVS PS	07.005	3614	789,473.00	637,141.68	---	152,331.32
-----------------------	--------	------	------------	------------	-----	------------

**STATE OF MISSOURI
SUMMARY OF APPROPRIATION ACTIVITY
INTERNAL SERVICE FUNDS
FOR THE APPROPRIATION YEAR 2015**

	H.B. No.	Appr. No.	Appropriations	Expenditures and Transfers Out	Reappropriations to 2016	Lapse of Appropriations
<u>Business and Community Services</u>						
Economic Development Administrative Fund (0547)						
SALES PS	07.015	2404	6,911.00	---	---	6,911.00
MARKETING PS	07.015	2430	44,316.00	---	---	44,316.00
<u>DEPARTMENT OF MENTAL HEALTH</u>						
Mental Health Interagency Payments Fund (0109)						
REFUNDS	10.030	4417	100.00	---	---	100.00
Inmate Fund (0540)						
REFUNDS	10.030	4418	100.00	---	---	100.00
<u>Division of Alcohol and Drug Abuse</u>						
Mental Health Interagency Payments Fund (0109)						
ADA TREATMENT SERVICES	10.110	7648	30,000.00	---	---	30,000.00
Inmate Fund (0540)						
ADA TREATMENT SVC	10.110	1047	3,513,779.00	2,763,779.00	---	750,000.00
<u>Division of Comprehensive Psychiatric Services</u>						
Mental Health Interagency Payments Fund (0109)						
ADULT COMMUNITY PROGRAM	10.210	1856	1,310,572.00	1,048,457.00	---	262,115.00
SRV CHILD DIV&DYS CLTS EE	10.230	2060	49,705.00	---	---	49,705.00
FULTON STATE HOSPITAL E&E	10.300	5273	250,000.00	240,479.54	---	9,520.46
YOUTH COMMUNITY PROGRAM	10.225	7425	600,000.00	1,824.61	---	598,175.39
<u>Division of Developmental Disabilities</u>						
Mental Health Interagency Payments Fund (0109)						
DFS CLIENTS	10.410	0399	10,755,000.00	9,799,126.01	---	955,873.99
COMMUNITY PROGRAMS	10.410	7649	555,500.00	43,419.35	---	512,080.65
<u>DEPARTMENT OF NATURAL RESOURCES</u>						
Natural Resources Cost Allocation Fund (0500)						
REFUND ACCOUNTS	06.315	2738	3,478.00	---	---	3,478.00
DNR LEASING	13.005	4307	1,101,985.00	948,887.84	---	153,097.16
DNR STATE OWNED	13.010	7690	636,640.00	568,808.64	---	67,831.36

Department Operations

Natural Resources Cost Allocation Fund (0500)							
DEPT OPERATIONS PS	06.200	1813	2,324,067.00	2,172,288.40	---	151,778.60	
DEPT OPERATIONS E&E	06.200	1815	543,587.00	438,311.45	---	105,275.55	

Water Resources Center

Natural Resources Cost Allocation Fund (0500)						
WATER RESOURCES PS	06.205	7012	37,267.00	26,453.44	---	10,813.56

Division of Environmental Quality

Natural Resources Cost Allocation Fund (0500)						
ENVIRONMENTAL QUALITY PS	06.225	1873	275,138.00	275,138.00	---	---
ENVIRONMENTAL QUALITY E&E	06.225	1879	151,837.00	53,215.55	---	98,621.45
REGIONAL OFFICES PS	06.225	7316	377,576.00	306,784.16	---	70,791.84

Missouri Geological Survey

Natural Resources Cost Allocation Fund (0500)						
MGS OPERATIONS PS	06.260	2402	16,330.00	15,969.56	---	360.44
MGS OPERATIONS E&E	06.260	2409	4,105.00	4,062.55	---	42.45

Missouri State Parks

Natural Resources Cost Allocation Fund (0500)						
STATE PARK OPERATION PS	06.285	1952	885,369.00	841,668.16	---	43,700.84
STATE PARK OPERATION E&E	06.285	1953	68,159.00	68,135.49	---	23.51

DEPARTMENT OF PUBLIC SAFETY

Adjutant General

Adjutant General Revolving Fund (0530)						
A G ARMORY RENTALS	08.255	4767	25,000.00	12,210.20	---	12,789.80

DEPARTMENT OF SOCIAL SERVICES

Division of Finance and Administrative Services

Social Services Administrative Trust Fund (0545)						
FINANCE & ADMIN SRVS PS	11.040	3115	4,048.00	---	---	4,048.00
FINANCE & ADMIN SRVS E&E	11.040	3116	317.00	---	---	317.00
CENTRALIZED INVENTORY SYS	11.040	3119	1,500,000.00	999,316.44	---	500,683.56

DEPARTMENT OF CORRECTIONS

Working Capital Revolving Fund (0510)						
FUEL AND UTILITIES	09.050	4281	1,425,607.00	1,290,008.92	---	135,598.08
CORRECTIONS LEASING	13.005	6073	179,299.00	157,554.13	---	21,744.87
Inmate Fund (0540)						
REENTRY E&E	09.015	5539	199,500.00	100,278.52	---	99,221.48

**STATE OF MISSOURI
SUMMARY OF APPROPRIATION ACTIVITY
INTERNAL SERVICE FUNDS
FOR THE APPROPRIATION YEAR 2015**

	H.B. No.	Appr. No.	Appropriations	Expenditures and Transfers Out	Reappropriations to 2016	Lapse of Appropriations
<u>Division of Human Services</u>						
Inmate Fund (0540)						
DHS STAFF PS	09.040	6067	140,114.00	111,242.00	---	28,872.00
DHS STAFF E&E	09.040	6068	34,068.00	2,040.59	---	32,027.41
<u>Division of Offender Rehabilitation Services</u>						
Working Capital Revolving Fund (0510)						
VOCATIONAL ENTERPRIS E&E	09.220	2776	25,345,002.00	16,879,790.88	---	8,465,211.12
VOCATIONAL ENTERPRISES PS	09.220	2967	8,434,674.00	5,752,103.13	---	2,682,570.87
PRISON INDUSTRY ENHANCE	09.225	3155	866,486.00	---	---	866,486.00
<u>Division of Adult Institutions</u>						
Inmate Fund (0540)						
BOONVILLE CORR CTR	09.125	1083	35,364.00	---	---	35,364.00
OZARK CORR CTR PS	09.100	1996	271,917.00	---	---	271,917.00
TIPTON CORR CTR	09.150	6069	91,388.00	---	---	91,388.00
KC COMM RELEASE CTR	09.240	6072	49,096.00	41,712.50	---	7,383.50
CHILLICOTHE CORR CTR PS	09.120	6112	29,017.00	---	---	29,017.00
<u>Division of Probation and Parole</u>						
Inmate Fund (0540)						
RESIDENTIAL TRTMNT FAC	09.255	1467	3,989,458.00	3,214,538.31	---	774,919.69
ELECTRONIC MONITORING	09.260	2228	1,780,289.00	897,676.30	---	882,612.70
LOCAL SENTENCING INITIAT	09.250	2302	40,000.00	39,990.00	---	10.00
DOC COMMAND CENTER PS	09.245	2921	563,561.00	287,516.20	---	276,044.80
P&P STAFF E&E	09.230	6071	4,703,605.00	1,842,200.46	---	2,861,404.54
COM SUPERVISION CNT E&E	09.265	7642	440,000.00	275,082.97	---	164,917.03
Subtotals			269,825,688.00	205,414,956.00	---	64,410,732.00
Appropriated Transfers Out To:						
State Legal Expense Fund (0692)	05.125	T234	17,435.00	---	---	17,435.00
General Revenue Fund (0101)	05.550	T285	1,473,093.00	1,337,262.00	---	135,831.00
Social Security Contributions Fund (0702)	05.450	T293	3,798,647.00	3,128,692.45	---	669,954.55
State Retirement Contributions Fund (0701)	05.465	T297	9,509,851.00	7,598,605.80	---	1,911,245.20
Missouri State Employees' Deferred Compensation Incentive Plan Administration Fund (0706)	05.480	T300	303,234.00	---	---	303,234.00

Missouri Consolidated Health Care Plan						
Benefit Fund (0765)	05.505	T304	10,510,537.00	10,103,484.35	---	407,052.65
General Revenue Fund (0101)	05.240	T483	1.00	---	---	1.00
Facilities Maintenance Reserve Fund (0124)	05.260	T541	48,864.00	48,863.12	---	0.88
DIFP Administrative Fund (0503)	07.405	T896	200,000.00	165,698.45	---	34,301.55
State Board of Nursing Fund (0635)	07.550	T902	320,000.00	25,000.00	---	295,000.00
			<u>26,181,662.00</u>	<u>22,407,606.17</u>	<u>---</u>	<u>3,774,055.83</u>
Subtotals						
Totals			<u>\$ 296,007,350.00</u>	<u>\$ 227,822,562.17</u>	<u>\$ ---</u>	<u>\$ 68,184,787.83</u>

**STATE OF MISSOURI
SUMMARY OF APPROPRIATION ACTIVITY
AGENCY FUNDS
FOR THE APPROPRIATION YEAR 2015**

	<u>H.B. No.</u>	<u>Appr. No.</u>	<u>Appropriations</u>	<u>Expenditures and Transfers Out</u>	<u>Reappropriations to 2016</u>	<u>Lapse of Appropriations</u>
<u>JUDICIARY</u>						
<u>Circuit Courts</u>						
Circuit Courts Escrow Fund (0718)						
CIRCUIT COURT DEBT OFFSET	12.320	1209	\$ 2,000,000.00	\$ 1,701,587.35	\$ ---	\$ 298,412.65
CIRCUIT CT DEBT OFFSET EE	12.320	1210	5,500.00	---	---	5,500.00
<u>Debt Offset Escrow Fund</u>						
Debt Offset Escrow Fund (0753)						
DEBT OFFSET ESCROW FUND	12.400	3023	1,200,000.00	929,321.62	---	270,678.38
<u>OFFICE OF ADMINISTRATION</u>						
<u>Division of Accounting</u>						
State Retirement Contributions Fund (0701)						
RETIREMENT SYSTEM CONTR	05.470	9179	331,233,944.00	317,443,571.85	---	13,790,372.15
Social Security Contributions Fund (0702)						
OASDHI CONTRIBUTIONS	05.460	0136	155,654,997.00	146,708,103.72	---	8,946,893.28
Missouri State Employees' Deferred Compensation Incentive Plan Administration Fund (0706)						
DEFERRED COMP PAYMENTS	05.490	0036	9,574,740.00	---	---	9,574,740.00
Missouri Consolidated Health Care Plan Benefit Fund (0765)						
MOCHCP CONTRIBUTIONS	05.510	1335	389,284,459.00	386,568,054.37	---	2,716,404.63
Missouri State Employees' Voluntary Life Insurance Fund (0910)						
VOLUNTARY LIFE INSURANCE	05.530	0045	3,900,000.00	3,680,340.73	---	219,659.27
<u>Division of Purchasing and Materials Management</u>						
Proceeds of Surplus Property Sales Fund (0710)						
SURPLUS PROP SALE PROCEED	05.070	1576	299,894.00	289,584.63	---	10,309.37
<u>DEPARTMENT OF AGRICULTURE</u>						
<u>Division of Animal Health</u>						
Agriculture Bond Trustee Fund (0756)						
BOND TRUSTEE ACCOUNT	06.085	3120	129,000.00	---	---	129,000.00

DEPARTMENT OF ECONOMIC DEVELOPMENT

Workforce Development

Missouri Community College Job Retention
Training Program Fund (0717)

JOBS RETENTION TRG PRG	07.130	7151	10,000,000.00	8,570,164.08	---	1,429,835.92
------------------------	--------	------	---------------	--------------	-----	--------------

**DEPARTMENT OF ELEMENTARY AND
SECONDARY EDUCATION**

Office of Special Education

Debt Offset Escrow Fund (0753)

MOAT-DEBT OFFSET ESCROW	02.245	9112	1,000.00	---	---	1,000.00
-------------------------	--------	------	----------	-----	-----	----------

DEPARTMENT OF HIGHER EDUCATION

Higher Ed Administration

Debt Offset Escrow Fund (0753)

LOAN PRGM REFUND OFFSET	03.115	2000	750,000.00	591,646.01	---	158,353.99
-------------------------	--------	------	------------	------------	-----	------------

CC TAX REFUND OFFSET	03.200	3386	2,556,000.00	1,888,830.22	---	667,169.78
----------------------	--------	------	--------------	--------------	-----	------------

Proprietary School Bond Fund (0760)

PROPRIETARY SCHOOL BOND	03.015	7986	200,000.00	---	---	200,000.00
-------------------------	--------	------	------------	-----	-----	------------

State Colleges and Universities

Debt Offset Escrow Fund (0753)

STATE TECH COLLEGE OF MO	03.205	0076	30,000.00	---	---	30,000.00
--------------------------	--------	------	-----------	-----	-----	-----------

UNIVERSITY OF CENTRAL MO	03.210	2004	200,000.00	182,022.32	---	17,977.68
--------------------------	--------	------	------------	------------	-----	-----------

SOUTHEAST MO STATE UNIV	03.215	2008	200,000.00	106,571.23	---	93,428.77
-------------------------	--------	------	------------	------------	-----	-----------

MO STATE UNIVERSITY	03.220	2011	300,000.00	242,431.32	---	57,568.68
---------------------	--------	------	------------	------------	-----	-----------

LINCOLN UNIVERSITY	03.225	2014	200,000.00	16,294.30	---	183,705.70
--------------------	--------	------	------------	-----------	-----	------------

TRUMAN STATE UNIVERSITY	03.230	2017	200,000.00	7,570.04	---	192,429.96
-------------------------	--------	------	------------	----------	-----	------------

NORTHWEST MO STATE UNIV	03.235	2020	200,000.00	88,541.85	---	111,458.15
-------------------------	--------	------	------------	-----------	-----	------------

MO SOUTHERN ST UNIVERSITY	03.240	2023	200,000.00	1,830.62	---	198,169.38
---------------------------	--------	------	------------	----------	-----	------------

MO WESTERN ST UNIVERSITY	03.245	2026	200,000.00	184,883.19	---	15,116.81
--------------------------	--------	------	------------	------------	-----	-----------

HARRIS STOWE ST UNIV	03.250	2030	200,000.00	98,195.18	---	101,804.82
----------------------	--------	------	------------	-----------	-----	------------

UNIV OF MISSOURI CAMPUSES	03.255	2034	200,000.00	200,000.00	---	---
---------------------------	--------	------	------------	------------	-----	-----

**DEPARTMENT OF HEALTH AND
SENIOR SERVICES**

Debt Offset Escrow Fund (0753)

DEBT OFFSET ESCROW	10.615	0258	20,000.00	11,778.85	---	8,221.15
--------------------	--------	------	-----------	-----------	-----	----------

REFUNDS	10.620	7340	9,925.00	2,607.65	---	7,317.35
---------	--------	------	----------	----------	-----	----------

**STATE OF MISSOURI
SUMMARY OF APPROPRIATION ACTIVITY
AGENCY FUNDS
FOR THE APPROPRIATION YEAR 2015**

	<u>H.B. No.</u>	<u>Appr. No.</u>	<u>Appropriations</u>	<u>Expenditures and Transfers Out</u>	<u>Reappropriations to 2016</u>	<u>Lapse of Appropriations</u>
<u>Division of Community and Public Health</u>						
Breast Cancer Awareness Trust Fund (0915) DIV COMM&PUBLIC HLTH PROG	10.710	8370	5,000.00	4,316.73	---	683.27
<u>DEPARTMENT OF LABOR AND INDUSTRIAL RELATIONS</u>						
<u>Division of Employment Security</u>						
Debt Offset Escrow Fund (0753) DEBT OFFSET ESCROW FUND	07.895	2146	5,000,000.00	1,390,022.38	---	3,609,977.62
<u>DEPARTMENT OF MENTAL HEALTH</u>						
Debt Offset Escrow Fund (0753) REFUNDS	10.030	1837	100,000.00	8,270.58	---	91,729.42
<u>DEPARTMENT OF PUBLIC SAFETY</u>						
<u>Adjutant General</u>						
Missouri Military Family Relief Fund (0719) MO MILITARY FAMILY RELIEF	08.260	1173	140,000.00	36,804.85	---	103,195.15
MO MIL FAMILY RELIEF E&E	08.260	2925	10,000.00	---	---	10,000.00
<u>DEPARTMENT OF REVENUE</u>						
American Cancer Society, Heartland Division, Inc. Fund (0700) INCOME TAX CHECK OFF DIST	04.155	7296	16,250.00	9,995.82	---	6,254.18
ALS Lou Gehrig's Disease Fund (0703) INCOME TAX CHECK OFF DIST	04.155	7297	3,500.00	2,822.26	---	677.74
American Lung Association of Missouri Fund (0704) INCOME TAX CHECK OFF DIST	04.155	7298	3,500.00	748.48	---	2,751.52
Muscular Dystrophy Association Fund (0707) INCOME TAX CHECK OFF DIST	04.155	7299	2,500.00	1,475.75	---	1,024.25
Arthritis Foundation Fund (0708) INCOME TAX CHECK OFF DIST	04.155	7300	2,500.00	1,062.35	---	1,437.65
National Multiple Sclerosis Society Fund (0709) INCOME TAX CHECK OFF DIST	04.155	7301	3,500.00	2,592.82	---	907.18

American Diabetes Association Gateway Area Fund (0713)							
INCOME TAX CHECK OFF DIST	04.155	7302	3,500.00	3,360.35	---	139.65	
American Heart Association Fund (0714)							
INCOME TAX CHECK OFF DIST	04.155	7303	3,500.00	3,060.94	---	439.06	
March of Dimes Fund (0716)							
INCOME TAX CHECK OFF DIST	04.155	7304	5,200.00	5,186.30	---	13.70	
Debt Offset Escrow Fund (0753)							
DEBT OFFSET	04.115	3985	307,000.00	301,540.38	---	5,459.62	
DEBT OFFSET ST RECIPROCAL	04.115	6957	857,119.00	521,914.53	---	335,204.47	
Breast Cancer Awareness Trust Fund (0915)							
INCOME TAX CHECK OFF DIST	04.155	4448	1,000.00	---	---	1,000.00	
American Red Cross Trust Fund (0987)							
INCOME TAX CHECK OFF DIST	04.155	8166	5,050.00	5,024.96	---	25.04	

DEPARTMENT OF SOCIAL SERVICES

Family Support Division

Debt Offset Escrow Fund (0753)						
DISTRIBUTION PASS THROUGH	11.185	1716	9,000,000.00	3,603,002.12	---	5,396,997.88
Subtotals			924,418,578.00	875,415,132.73	---	49,003,445.27

Appropriated Transfers Out To:

Child Support Enforcement Fund (0169)	11.190	T492	245,000.00	179,169.84	---	65,830.16
Social Services and Other Sources Fund (0610)	11.190	T494	955,000.00	347,800.29	---	607,199.71
State Retirement Contributions Fund (0701)	05.260	T541	2,940.00	2,939.44	---	0.56
General Revenue Fund (0101)	12.180	T546	100,000.00	26,279.94	---	73,720.06
Inmate Fund (0540)	09.230	T623	1,100,000.00	1,100,000.00	---	---
Budget Reserve Fund (0100)	05.075	T975	538.00	537.90	---	0.10
General Revenue Fund (0101)	05.075	T975	191,994.00	191,922.20	---	71.80
Vocational Rehabilitation Fund (0104)	05.075	T975	3,503.00	3,502.14	---	0.86
Elementary and Secondary Education Fund (0105)	05.075	T975	1,463.00	1,462.02	---	0.98
Labor and Industrial Relations Administrative Fund (0122)	05.075	T975	410.00	409.40	---	0.60
Corrections Fund (0130)	05.075	T975	147.00	146.85	---	0.15
Natural Resources Fund (0140)	05.075	T975	3,395.00	3,394.03	---	0.97
Health Fund (0143)	05.075	T975	9,502.00	9,498.23	---	3.77
State Emergency Management Fund (0145)	05.075	T975	1,362.00	1,361.80	---	0.20
Mental Health Fund (0148)	05.075	T975	167.00	166.65	---	0.35
Public Safety Fund (0152)	05.075	T975	6,799.00	6,796.88	---	2.12
Job Development and Training Fund (0155)	05.075	T975	1,287.00	1,286.20	---	0.80
State Treasurer's General Operations Fund (0164)	05.075	T975	250.00	249.64	---	0.36
OA Information Technology Fund (0165)	05.075	T975	6,450.00	6,447.53	---	2.47

**STATE OF MISSOURI
SUMMARY OF APPROPRIATION ACTIVITY
AGENCY FUNDS
FOR THE APPROPRIATION YEAR 2015**

	H.B. No.	Appr. No.	Appropriations	Expenditures and Transfers Out	Reappropriations to 2016	Lapse of Appropriations
Adjutant General Fund (0190)	05.075	T975	3,227.00	3,225.75	---	1.25
Federal Drug Seizure Fund (0194)	05.075	T975	662.00	661.65	---	0.35
Secretary of State's Technology Trust Account Fund (0266)	05.075	T975	1,085.00	1,084.28	---	0.72
Statewide Court Automation Fund (0270)	05.075	T975	4,644.00	4,642.30	---	1.70
Gaming Commission Fund (0286)	05.075	T975	7,834.00	7,831.55	---	2.45
Veterans' Commission Capital Improvement Trust Fund (0304)	05.075	T975	208.00	207.90	---	0.10
Federal Surplus Property Fund (0407)	05.075	T975	155,112.00	155,053.71	---	58.29
State Park Earnings Fund (0415)	05.075	T975	70,804.00	70,777.71	---	26.29
Natural Resources Revolving Services Fund (0425)	05.075	T975	156,311.00	156,252.62	---	58.38
Missouri Veterans' Homes Fund (0460)	05.075	T975	2,936.00	2,934.93	---	1.07
Natural Resources Cost Allocation Fund (0500)	05.075	T975	1,488.00	1,487.48	---	0.52
State Facility Maintenance and Operation Fund (0501)	05.075	T975	4,566.00	4,563.91	---	2.09
Office of Administration Revolving Administrative Trust Fund (0505)	05.075	T975	1,011,919.00	1,011,539.86	---	379.14
Senate Revolving Fund (0535)	05.075	T975	1,376.00	1,375.85	---	0.15
Division of Finance Fund (0550)	05.075	T975	992.00	991.65	---	0.35
Insurance Dedicated Fund (0566)	05.075	T975	1,411.00	1,410.60	---	0.40
State Forensic Laboratory Fund (0591)	05.075	T975	2,405.00	2,404.05	---	0.95
Natural Resources Protection - Air Pollution Permit Fee Subaccount Fund (0594)	05.075	T975	175.00	174.90	---	0.10
Public Service Commission Fund (0607)	05.075	T975	3,073.00	3,072.30	---	0.70
Social Services and Other Sources Fund (0610)	05.075	T975	1,843.00	1,842.23	---	0.77
Parks Sales Tax Fund (0613)	05.075	T975	53,590.00	53,569.42	---	20.58
State Highways and Transportation Department Fund (0644)	05.075	T975	131,975.00	131,924.94	---	50.06
Grain Inspection Fees Fund (0647)	05.075	T975	8,067.00	8,063.52	---	3.48
Water and Wastewater Loan Fund (0649)	05.075	T975	1,991.00	1,990.73	---	0.27
Lottery Enterprise Fund (0657)	05.075	T975	3,637.00	3,636.03	---	0.97
Criminal Record System Fund (0671)	05.075	T975	254.00	253.28	---	0.72
Hazardous Waste Fund (0676)	05.075	T975	1,552.00	1,551.00	---	1.00
Highway Patrol's Motor Vehicle and Aircraft Revolving Fund (0695)	05.075	T975	133,278.00	133,228.23	---	49.77

Abandoned Fund Account Fund (0863)	05.075	T975	175.00	174.90	---	0.10
DNA Profiling Analysis Fund (0772)	05.075	T975	230.00	229.35	---	0.65
Mined Land Reclamation Fund (0906)	05.075	T975	3,242.00	3,240.60	---	1.40
Unemployment Compensation Administration Fund (0948)	05.075	T975	225.00	224.40	---	0.60
MO Revolving Info Tech Trust Fund (0980)	05.075	T975	2,446.00	2,445.31	---	0.69
General Revenue Fund (0101)	04.150	T989	3,250.00	145.60	---	3,104.40
			<u>4,406,190.00</u>	<u>3,655,583.52</u>	<u>---</u>	<u>750,606.48</u>
Subtotals						
Totals			<u>\$ 928,824,768.00</u>	<u>\$ 879,070,716.25</u>	<u>\$ ---</u>	<u>\$ 49,754,051.75</u>

**STATE OF MISSOURI
SUMMARY OF APPROPRIATION ACTIVITY
PRIVATE PURPOSE TRUST FUNDS
FOR THE APPROPRIATION YEAR 2015**

	H.B. No.	Appr. No.	Appropriations	Expenditures and Transfers Out	Reappropriations to 2016	Lapse of Appropriations
<u>EXECUTIVE</u>						
<u>State Treasurer</u>						
Abandoned Fund Account Fund (0863)						
STATE TREASURER PS	12.150	0870	\$ 536,365.00	\$ 519,442.36	\$ ---	\$ 16,922.64
STATE TREASURER E&E	12.150	0872	98,600.00	77,303.27	---	21,296.73
AF ADVERTISING & AUCTIONS	12.150	1321	1,475,000.00	1,075,211.27	---	399,788.73
AF CLAIMS	12.160	3173	40,500,000.00	39,309,426.82	---	1,190,573.18
<u>DEPARTMENT OF HIGHER EDUCATION</u>						
<u>State Colleges and Universities</u>						
State Seminary Fund (0872)						
SEMINARY FUND INVESTMENTS	03.290	0633	4,000,000.00	---	---	4,000,000.00
<u>DEPARTMENT OF SOCIAL SERVICES</u>						
<u>Children's Division</u>						
Alternative Care Trust Fund (0905)						
FOSTER CARE CHILDRENS ACC	11.275	8181	15,000,000.00	14,963,094.94	---	36,905.06
Subtotals			<u>61,609,965.00</u>	<u>55,944,478.66</u>	---	<u>5,665,486.34</u>
Appropriated Transfers Out To:						
General Revenue Fund (0101)	05.550	T285	750.00	---	---	750.00
Social Security Contributions Fund (0702)	05.450	T293	38,754.00	36,514.99	---	2,239.01
State Retirement Contributions Fund (0701)	05.465	T297	90,450.00	90,178.14	---	271.86
Missouri State Employees' Deferred Compensation Incentive Plan Administration Fund (0706)	05.480	T300	2,401.00	---	---	2,401.00
Missouri Consolidated Health Care Plan Benefit Fund (0765)	05.505	T304	153,124.00	152,772.99	---	351.01
General Revenue Fund (0101)	12.170	T547	50,000,000.00	44,175,308.25	---	5,824,691.75
Mental Health Trust Fund (0926)	10.035	T938	100,000.00	32,781.16	---	67,218.84
State Public School Fund (0817)	12.190	T973	2,141,036.00	2,141,035.03	---	0.97
Subtotals			<u>52,526,515.00</u>	<u>46,628,590.56</u>	---	<u>5,897,924.44</u>
Totals			<u>\$ 114,136,480.00</u>	<u>\$ 102,573,069.22</u>	<u>\$ ---</u>	<u>\$ 11,563,410.78</u>

**STATE OF MISSOURI
NOTES TO THE APPROPRIATION ACTIVITY REPORT
APPROPRIATION YEAR 2015**

Note 3 – General Fund

The General Fund includes General Revenue Funds and Federal Funds.

Fund Number	Fund Name
General Revenue Funds:	
0100	Budget Reserve
0101	General Revenue
0103	Missouri Farmland Trust
0108	Uncompensated Care
0113	Health Interagency Payments
0124	Facilities Maintenance Reserve
0128	State Property Preservation
0131	Marguerite Ross Barnett Scholarship
0139	Intergovernmental Transfer
0142	Federal Reimbursement Allowance
0144	Pharmacy Reimbursement Allowance
0161	Title XIX – Patient Placement - GR
0164	State Treasurer's General Operations
0169	Child Support Enforcement
0172	Missouri Technology Investment
0173	Microenterprise Loan
0174	Missouri Water Development
0176	General Revenue Reimbursements
0177	Missouri Humanities Council Trust
0198	Post Closure
0250	Missouri Capital Access Program
0273	Missouri Small Business Incubators
0276	Health Access Incentive
0280	Business Extension Service Team
0283	Energy Analysis Account
0284	Independent Living Center
0421	MO Senior Srvc Protection
0435	Habilitation Center Room & Board
0438	Martin Luther King Jr. State Celebration Commission
0470	Tax Amnesty
0491	Higher Education Capital
0495	E-Procurement and State Technology
0497	Surplus Revenue
0537	Quality Improvement Revolving
0556	Youth Service and Conservation Corps
0564	Nurse Training Incentive
0567	International Promotions Revolving
0571	Missouri Qualified Fuel Ethanol Producer Incentive
0590	Missouri CASA
0595	Regional Convention and Sports Complex
0598	Health Professional Student Loan and Loan Repayment Program
0599	Video Instructional Development and Educational Opportunity
0600	Missouri Job Development
0603	Attorney General's Court Costs
0605	Missouri Breeders
0625	Healthy Families Trust
0626	State Guaranty Student Loan
0631	Merchandising Practices Revolving

STATE OF MISSOURI
NOTES TO THE APPROPRIATION ACTIVITY REPORT
APPROPRIATION YEAR 2015

Note 3 – General Fund (continued)

Fund Number	Fund Name
General Revenue Funds:	
0641	Healthy Families Trust Fund-Early Childhood Care and Education Account
0643	Healthy Families Trust Fund-Tobacco Prevention, Education and Cessation Account
0648	Petition Audit Revolving Trust
0651	Excellence in Education
0655	Missouri Prospective Teachers Loan
0656	Environmental Radiation Monitoring
0658	Department of Health – Donated
0664	Infrastructure Development
0666	Antitrust Revolving
0667	Energy Set-Aside Program
0674	Highway Patrol Academy
0686	State Elections Subsidy
0692	State Legal Expense
0715	ADA Compliance
0722	Office of Admin-Donated
0723	Grants and Contributions
0724	Long-Term Support UPL
0725	Blind Pension Premium
0730	Biodiesel Fuel Revolving
0732	After-School Retreat Reading and Assessment Grant Program
0733	Drug Court Resources
0734	Missouri Senior Rx
0741	Investors Restitution
0743	Missouri Commission for the Deaf and Hard of Hearing
0761	MoSMART
0766	State Supplemental Downtown Development
0767	State Supplemental Rural Development
0773	Coordinating Board for Early Childhood
0777	Missouri Qualified Biodiesel Producer Incentive
0793	Highway Patrol Expense
0799	Fire Safety Standards Loan
0808	MO Sci/Tech/Eng/Math Initiative
0815	MP WRP Renewable Water Program
0818	AH Comm Ed Due Process Hearing
0822	Library Networking
0829	Investor Education and Protection
0830	Property Reuse
0832	Recruitment and Retention Scholarship
0835	Community Development
0839	Student Grant
0840	Academic Scholarship
0856	Advantage Missouri Trust
0858	Missouri College Guarantee
0861	Innovation Education Campus
0862	Charter Public School Commission Trust
0875	Controlled Substances Cleanup
0885	Premium
0888	Fine Collections Center Interest Revolving
0889	Assistive Technology Loan Revolving
0890	Petroleum Violation Escrow Interest Subaccount

**STATE OF MISSOURI
NOTES TO THE APPROPRIATION ACTIVITY REPORT
APPROPRIATION YEAR 2015**

Note 3 – General Fund (continued)

Fund Number	Fund Name
General Revenue Funds:	
0894	National Guard Pilot Instruction Program
0899	Childhood Lead Testing
0907	Downtown Revitalization Preservation
0914	Livestock Feed Crop Input Loan
0916	Entrepreneurial Development and Intellectual Property Right Protection
0920	School for Blind Trust
0922	School for Deaf Trust
0925	Institution Gift Trust
0928	Secretary of State – Wolfner State Library
0930	DMH Local Tax Matching
0933	Home & Community-Based Developmental Disability
0935	Energy Futures
0936	Criminal Nonsupport Court Resources
0939	Line of Duty Compensation
0940	Persistence to Graduation
0943	Teacher Choice Compensation
0945	Foster Care Dog
0950	Children’s Special Health Care Needs
0955	A+ Schools
0961	Concealed Carry Permit
0966	MO Job Creation and Fed Match
0971	MO Youth Challenge Foundation
0974	Recovery Audit and Compliance
0975	Sexual Assault Forensic Exam
0976	Federal Road
0979	Foster Care & Adopt Parents Retention & Recruitment
0982	Clark & Lewis Discovery
0983	AP Incentive Grant
0985	Puppy Protection Trust
0986	Develop Disabilities Waiting List Equity Trust
Federal Funds:	
0104-0199	<i>(excluding Fund Numbers listed above and 0109, 0134, 0160, 0170, and 0196)</i>
0417	Inter-Agency Council
0610	Social Services Federal & Other Sources
0663	Missouri Disaster
0697	Abandoned Mined Reclamation
0726	Blind Pension Healthcare
0727	DYS Child Benefits
0737	GEAR-UP Scholarship Program
0782	Justice Assistance Grant Program
0866	Energy Federal
0948	Unemployment Compensation Administration
0995	Show-Me Heroes
2000-2092	Federal Budget Stabilization
2200-2296	Federal Stimulus

This reporting is consistent with Missouri's Comprehensive Annual Financial Report.

STATE OF MISSOURI
NOTES TO THE APPROPRIATION ACTIVITY REPORT
APPROPRIATION YEAR 2015

Note 4 – General Revenue Fund

Operational results for the General Revenue Fund (Fund 0101) for fiscal year 2015 are as follows:

Revenues

Taxes	\$ 9,762,499,426
Licenses, Fees, and Permits	91,109,104
Sales, Services, Leases and Rentals	7,922,768
Contributions and Intergovernmental	3,504,023
Interest, Penalties, and Unclaimed Property	32,600,698
Refunds	10,015,727
Miscellaneous Revenues	23,698,936
Subtotal	<u>9,931,350,682</u>
Transfers In	<u>1,535,502,191</u>
Total Revenues and Transfers In	<u>11,466,852,873</u>

Expenditures

Personal Service	1,018,087,958
Expense and Equipment	415,297,531
Capital Improvements	20,508,940
Program Specific	3,496,160,747
Refunds	1,222,686,975
Subtotal	<u>6,172,742,151</u>
Transfers Out	<u>5,238,251,906</u>
Total Expenditures and Transfers Out	<u>11,410,994,057</u>
Excess Expenditures and Transfers Out	<u>\$ 55,858,816</u>

Note 5 – Refunds

In fiscal year 2015, refunds in the amount of \$1,302,239,194 for all funds and \$1,225,462,280 for the general revenue funds are reported on a separate line on page 3 and page 5 of this report. Refunds are reported as program specific expenditures on all remaining pages.

Note 6 – Debt Service

Debt Service includes payments made by the Office of Administration and Department of Transportation for the General Obligation Bonds, the Board of Public Building Bonds, State Road Bonds and certain capital lease payments. Other debt payments are reported as operating costs of the department which pays them.