

STATE OF MISSOURI

APPROPRIATION ACTIVITY REPORT




APPROPRIATION YEAR 2016

**OFFICE OF ADMINISTRATION
DIVISION OF ACCOUNTING**

APPROPRIATION ACTIVITY REPORT

APPROPRIATION YEAR 2016



STATE OF MISSOURI

JEREMIAH W. (JAY) NIXON
GOVERNOR

DOUGLAS E. NELSON
COMMISSIONER
OFFICE OF ADMINISTRATION

STACY NEAL
DIRECTOR
DIVISION OF ACCOUNTING

Jeremiah W. (Jay) Nixon
Governor



Doug Nelson
Commissioner

State of Missouri
OFFICE OF ADMINISTRATION
Division of Accounting
570 Truman Building, 301 West High Street
Post Office Box 809
Jefferson City, Missouri 65102
(573) 751-2971
INTERNET: <http://www.oa.mo.gov/acct>
E-MAIL: acctmail@oa.mo.gov

Stacy Neal
Director

September 29, 2016

The Honorable Jeremiah W. (Jay) Nixon
Governor of Missouri
State Capitol
Jefferson City, Missouri 65101

Dear Governor Nixon:

I am pleased to submit the Appropriation Activity Report of the State of Missouri for the appropriation year July 1, 2015 through July 31, 2016.

This report, together with the annual combined financial report of the Missouri Department of Revenue and the Office of the State Treasurer, will fulfill the statutory requirements for financial reporting under Section 32.060 of the Missouri Revised Statutes.

These statements present a comparative analysis of revenues to expenditures and appropriations to expenditures for Appropriation Year 2016. This report also includes a detailed analysis of appropriations and expenditures by departments, fund groups, and major categories. This report is prepared on a budgetary (non-GAAP) basis of accounting. Under the budgetary basis of accounting, revenues are recorded when cash is received and expenditures when the liabilities for them are recorded.

Sincerely,

A handwritten signature in cursive script that reads "Stacy Neal".

Stacy Neal
Director

STATE OF MISSOURI
REVENUES - ALL FUNDS AND GENERAL REVENUE FUNDS
FOR FISCAL YEARS 2016 AND 2015

	Fiscal Year 2016		Fiscal Year 2015	
	All Funds	General Revenue Funds	All Funds	General Revenue Funds
<u>TAXES</u>				
Sales and Use Tax	\$ 3,532,047,115	\$ 2,110,506,576	\$ 3,376,002,135	\$ 2,014,782,137
Income Tax	7,648,753,678	7,639,875,694	7,430,848,356	7,416,315,635
Premium Tax	400,734,264	277,295,870	376,809,557	268,912,624
Commodity Tax	139,968,284	30,642,821	135,645,782	30,184,957
Corporation Franchise Tax	19,512,409	19,512,409	32,211,295	32,211,295
Motor Vehicle Fuel/Use Tax	727,231,478	---	705,727,820	---
Inheritance Tax	56,183	56,183	92,215	92,215
Miscellaneous Taxes	499,407,823	111,543,493	484,380,214	102,339,386
Total Taxes	12,967,711,234	10,189,433,046	12,541,717,374	9,864,838,249
<u>LICENSES, FEES AND PERMITS</u>				
Licenses and Permits	389,581,794	7,835,550	378,751,001	11,031,228
Collection Fees	32,230,771	32,230,271	30,805,269	30,804,789
Registration Fees	46,495,396	35,551,815	45,428,824	34,776,130
Regulatory Fees	66,317,523	966,269	64,175,224	1,016,446
Inspection Fees	12,096,896	31,957	12,037,212	1,062,139
Court Fees	35,253,537	12,082,956	39,184,711	13,738,024
Financial Institute Exam Fees	11,737,470	---	11,639,848	---
Admission Fees	44,166,866	---	45,589,269	---
Miscellaneous Fees	72,452,193	1,283,208	67,516,136	1,614,751
Total Licenses, Fees and Permits	710,332,446	89,982,026	695,127,494	94,043,507
<u>SALES</u>				
Bond Sales	210,116,282	---	167,828,087	---
Working Capital Revolving Fund Sales	28,122,002	---	27,880,656	---
Lottery Sales	544,750,138	---	463,931,842	---
Sales	34,492,089	574,607	29,819,031	1,859,058
Total Sales	817,480,511	574,607	689,459,616	1,859,058
<u>LEASES AND RENTALS</u>				
Concessions and Recreational Rentals and Leases	3,135,505	---	2,990,144	---
Miscellaneous Leases and Rentals	30,793,488	6,720	31,402,565	37,247
Total Leases and Rentals	33,928,993	6,720	34,392,709	37,247

STATE OF MISSOURI
REVENUES - ALL FUNDS AND GENERAL REVENUE FUNDS
FOR FISCAL YEARS 2016 AND 2015

	Fiscal Year 2016		Fiscal Year 2015	
	All Funds	General Revenue Funds	All Funds	General Revenue Funds
<u>SERVICES</u>				
Medicaid Services	331,191,869	3,371,640	313,741,151	3,173,162
Medicare Services	6,509,624	1,675,193	5,691,724	663,352
Other Medical Services	5,176,816	5,169,226	4,579,000	2,129,587
Other Services	693,989	---	486,308	---
Interagency Services	187,944,975	480,386	187,584,115	491,109
Total Services	531,517,273	10,696,445	512,082,298	6,457,210
<u>CONTRIBUTIONS AND INTER- GOVERNMENTAL RECEIPTS</u>				
Federal Grants	10,040,820,971	1,522,336,158	9,817,048,676	1,538,465,885
Others	77,451,224	29,780,876	106,106,667	30,780,926
Total Contributions and Intergovernmental Receipts	10,118,272,195	1,552,117,034	9,923,155,343	1,569,246,811
<u>INTEREST, PENALTIES AND UNCLAIMED PROPERTIES</u>				
Interest	26,794,305	11,527,157	38,320,739	10,430,841
Penalties	31,835,758	12,140,789	67,523,121	35,900,589
Unclaimed Properties	94,232,684	70,193	100,895,110	203,637
Total Interest, Penalties and Unclaimed Properties	152,862,747	23,738,139	206,738,970	46,535,067
<u>REFUNDS</u>				
Medicare-Medicaid Refunds	764,065,387	2,594,480	555,309,589	5,813,275
School Refunds	7,496,666	5,518,594	5,511,250	4,131,341
Cost Reimbursements	1,107,583	1,107,584	1,145,795	1,145,795
Miscellaneous Refunds	9,765,352	871,062	10,771,933	1,404,122
Total Refunds	782,434,988	10,091,720	572,738,567	12,494,533
<u>MISCELLANEOUS RECEIPTS</u>				
Redeposit of Investment/ Loan Principal	84,183,654	---	74,945,754	---
Bond Account	8,020,533	8,020,417	8,693,952	8,693,951
Miscellaneous Receipts	541,899,278	123,584,263	593,185,389	145,717,894
Total Miscellaneous Receipts	634,103,465	131,604,680	676,825,095	154,411,845
TOTAL REVENUES	\$ 26,748,643,852	\$ 12,008,244,417	\$ 25,852,237,466	\$ 11,749,923,527

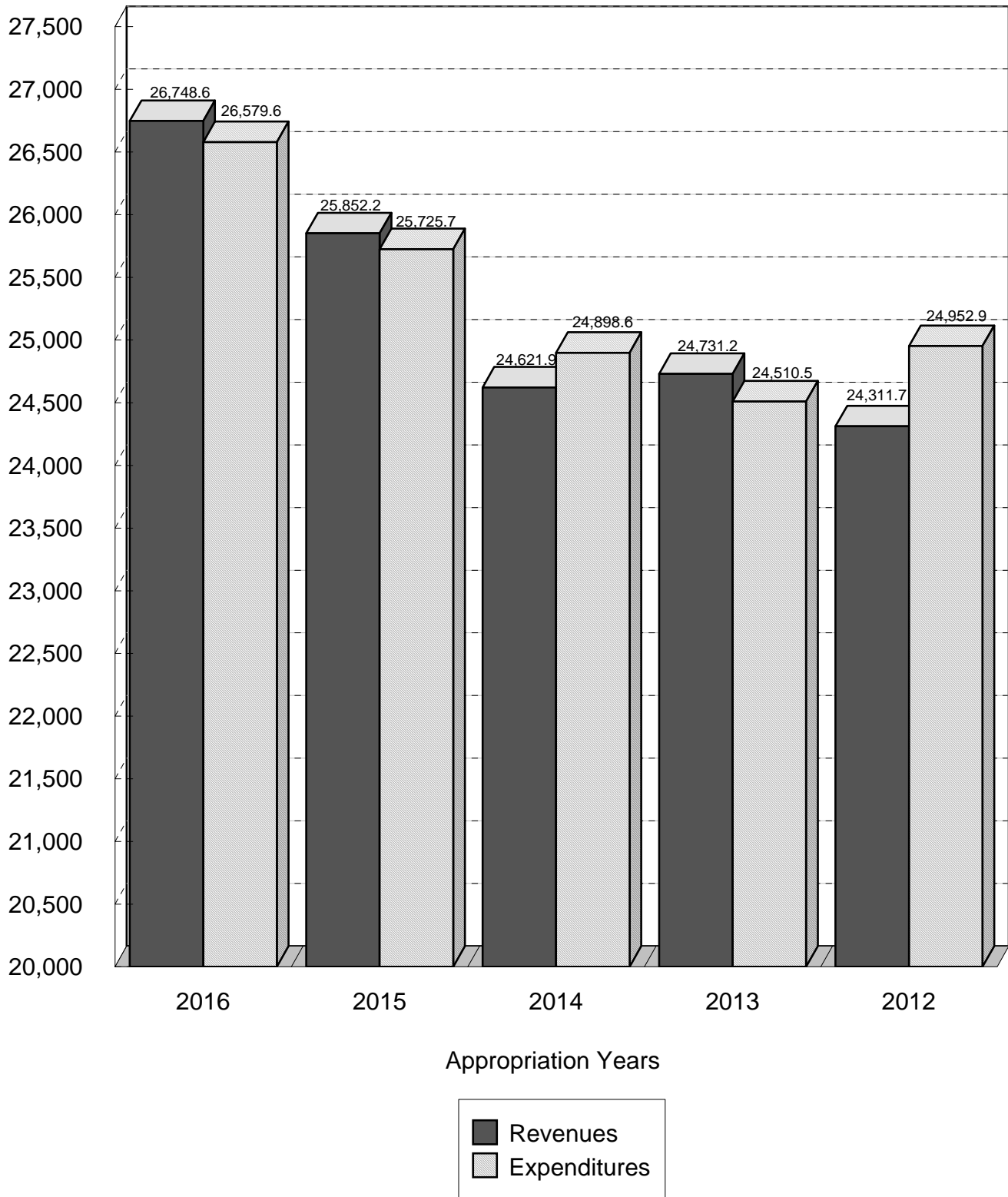
The notes are an integral part of this report.

STATE OF MISSOURI
SCHEDULE OF REVENUES, EXPENDITURES AND TRANSFERS
FOR THE PAST FIVE YEARS - ALL FUNDS

	Fiscal Year 2016	Fiscal Year 2015	Fiscal Year 2014	Fiscal Year 2013	Fiscal Year 2012
<u>REVENUES AND TRANSFERS IN</u>					
Revenues					
Taxes	\$ 12,967,711,234	\$ 12,541,717,374	\$ 11,869,443,677	\$ 11,676,366,854	\$ 11,095,393,569
Licenses, Fees and Permits	710,332,446	695,127,494	679,686,602	674,540,360	681,824,099
Sales, Services, Leases and Rentals	1,172,810,495	1,068,106,536	1,116,617,509	1,142,025,239	1,083,250,720
Bond Sale Proceeds	210,116,282	167,828,087	---	---	1,867,300
Contributions and Intergovernmental	10,118,272,195	9,923,155,343	9,601,290,267	9,611,364,001	9,929,924,383
Interest, Penalties and Unclaimed Properties	152,862,747	206,738,970	168,018,653	220,996,381	154,062,864
Refunds	782,434,988	572,738,567	565,905,072	658,773,546	532,278,500
Miscellaneous Revenues	634,103,465	676,825,095	620,931,744	747,149,521	833,062,405
Total Revenues	26,748,643,852	25,852,237,466	24,621,893,524	24,731,215,902	24,311,663,840
Total Transfers In	7,105,485,879	8,974,325,440	8,530,933,555	8,570,416,890	8,753,799,811
Total Revenues and Transfers In	\$ 33,854,129,731	\$ 34,826,562,906	\$ 33,152,827,079	\$ 33,301,632,792	\$ 33,065,463,651
	Appropriation Year 2016	Appropriation Year 2015	Appropriation Year 2014	Appropriation Year 2013	Appropriation Year 2012
<u>EXPENDITURES AND TRANSFERS OUT</u>					
Expenditures					
Personal Service Expense and	\$ 3,176,085,889	\$ 3,170,114,957	\$ 3,087,988,897	\$ 3,019,378,816	\$ 3,000,102,241
Equipment	1,738,457,981	1,615,156,512	1,726,725,087	1,568,000,379	1,568,688,765
Capital Improvements	810,808,113	851,988,111	815,159,382	970,109,216	1,218,609,221
Program Specific	19,371,112,668	18,786,178,564	17,929,150,094	17,691,109,151	17,806,151,192
Refunds (Note 4)	1,483,152,229	1,302,239,194	1,339,570,508	1,261,946,163	1,359,311,685
Total Expenditures	26,579,616,880	25,725,677,338	24,898,593,968	24,510,543,725	24,952,863,104
Transfers Out	7,105,485,879	8,974,325,440	8,530,933,555	8,570,416,890	8,753,799,811
Total Expenditures and Transfers Out	33,685,102,759	34,700,002,778	33,429,527,523	33,080,960,615	33,706,662,915
Excess Revenues and Transfers In (Expenditures and Transfers Out)	\$ 169,026,972	\$ 126,560,128	\$ (276,700,444)	\$ 220,672,177	\$ (641,199,264)

The notes are an integral part of this report.

STATE OF MISSOURI
CHART OF REVENUES AND EXPENDITURES
FOR THE PAST FIVE YEARS - ALL FUNDS
Millions of Dollars

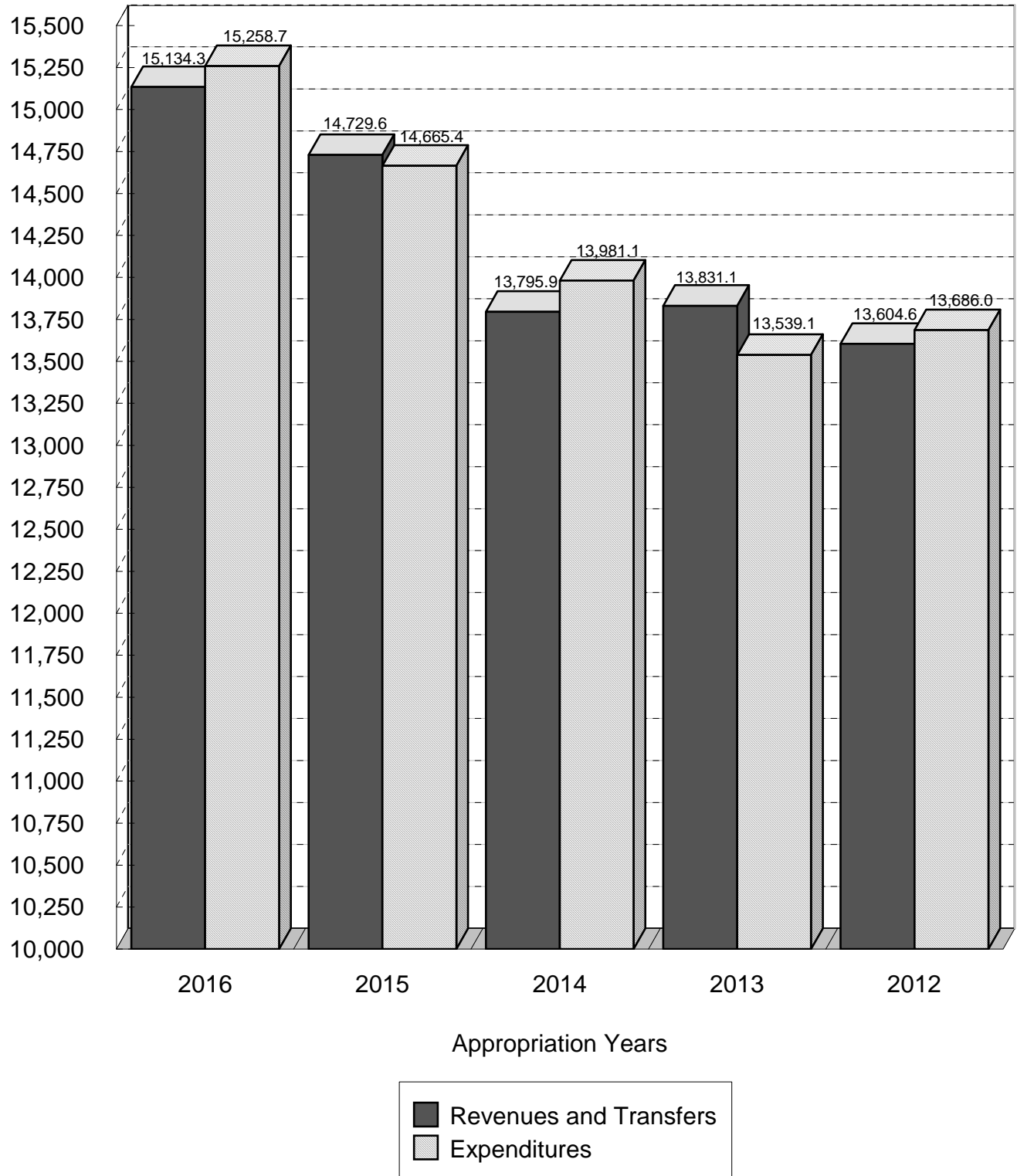


STATE OF MISSOURI
SCHEDULE OF REVENUES, EXPENDITURES AND TRANSFERS
FOR THE PAST FIVE YEARS - GENERAL REVENUE FUNDS

	Fiscal Year 2016	Fiscal Year 2015	Fiscal Year 2014	Fiscal Year 2013	Fiscal Year 2012
<u>REVENUES AND TRANSFERS IN</u>					
Revenues					
Sales and Use Tax	\$ 2,110,506,576	\$ 2,014,782,137	\$ 1,968,935,803	\$ 1,897,067,525	\$ 1,873,305,715
Individual Income Tax	7,173,379,139	6,889,756,401	6,407,762,438	6,367,970,826	5,844,777,719
Corporate Income Tax	466,496,555	526,559,234	479,259,473	469,484,778	432,582,659
County Foreign Insurance Tax	247,271,010	239,199,446	202,591,569	191,233,043	191,896,668
Liquor Taxes and Licenses	24,760,965	27,591,588	27,227,515	26,075,287	25,579,812
Beer Taxes and Licenses	7,798,378	7,708,889	7,887,262	8,044,713	8,151,881
Corporation Franchise Tax	19,512,409	32,211,295	61,314,630	56,194,216	70,171,529
Inheritance Tax	56,183	92,215	129,700	174,751	170,966
Miscellaneous Taxes	141,568,353	132,052,564	136,089,564	140,687,865	160,866,450
Interest on Deposits and Investments	11,527,157	10,430,841	12,446,857	13,438,534	14,075,831
Licenses, Fees and Permits	88,065,504	88,927,987	82,227,408	79,773,111	81,227,479
Sales, Services, Leases and Rentals	11,277,772	8,353,515	8,223,943	17,625,617	20,451,000
Refunds	10,091,720	12,494,533	9,974,574	34,238,556	17,925,549
All Other Sources	1,695,932,696	1,759,762,882	1,620,158,525	1,727,751,284	1,805,686,185
Total Revenues	12,008,244,417	11,749,923,527	11,024,229,261	11,029,760,106	10,546,869,443
Total Transfers In	3,126,066,935	2,979,680,923	2,771,688,874	2,801,368,525	3,057,687,283
Total Revenues and Transfers In	\$ 15,134,311,352	\$ 14,729,604,450	\$ 13,795,918,135	\$ 13,831,128,631	\$ 13,604,556,726
	Appropriation Year 2016	Appropriation Year 2015	Appropriation Year 2014	Appropriation Year 2013	Appropriation Year 2012
<u>EXPENDITURES AND TRANSFERS OUT</u>					
Expenditures					
Personal Service	\$ 1,032,166,433	\$ 1,030,946,467	\$ 999,402,979	\$ 986,130,554	\$ 988,458,589
Expense and Equipment	447,850,678	443,713,182	426,683,546	399,485,603	401,579,751
Capital Improvements	34,590,866	44,213,463	19,630,823	22,839,825	28,222,502
Program Specific	7,821,696,678	5,509,545,630	5,289,024,441	5,074,816,425	5,184,738,150
Refunds (Note 4)	1,407,570,815	1,225,462,280	1,281,115,329	1,181,401,043	1,280,851,190
Total Expenditures	10,743,875,470	8,253,881,022	8,015,857,118	7,664,673,450	7,883,850,182
Transfers Out	4,514,870,662	6,411,519,155	5,965,261,654	5,874,428,432	5,802,128,893
Total Expenditures and Transfers Out	15,258,746,132	14,665,400,177	13,981,118,772	13,539,101,882	13,685,979,075
Excess Revenues and Transfers In (Expenditures and Transfers Out)	\$ (124,434,780)	\$ 64,204,273	\$ (185,200,637)	\$ 292,026,749	\$ (81,422,349)

The notes are an integral part of this report.

STATE OF MISSOURI
CHART OF REVENUES, EXPENDITURES AND TRANSFERS
FOR THE PAST FIVE YEARS - GENERAL REVENUE FUNDS
Millions of Dollars

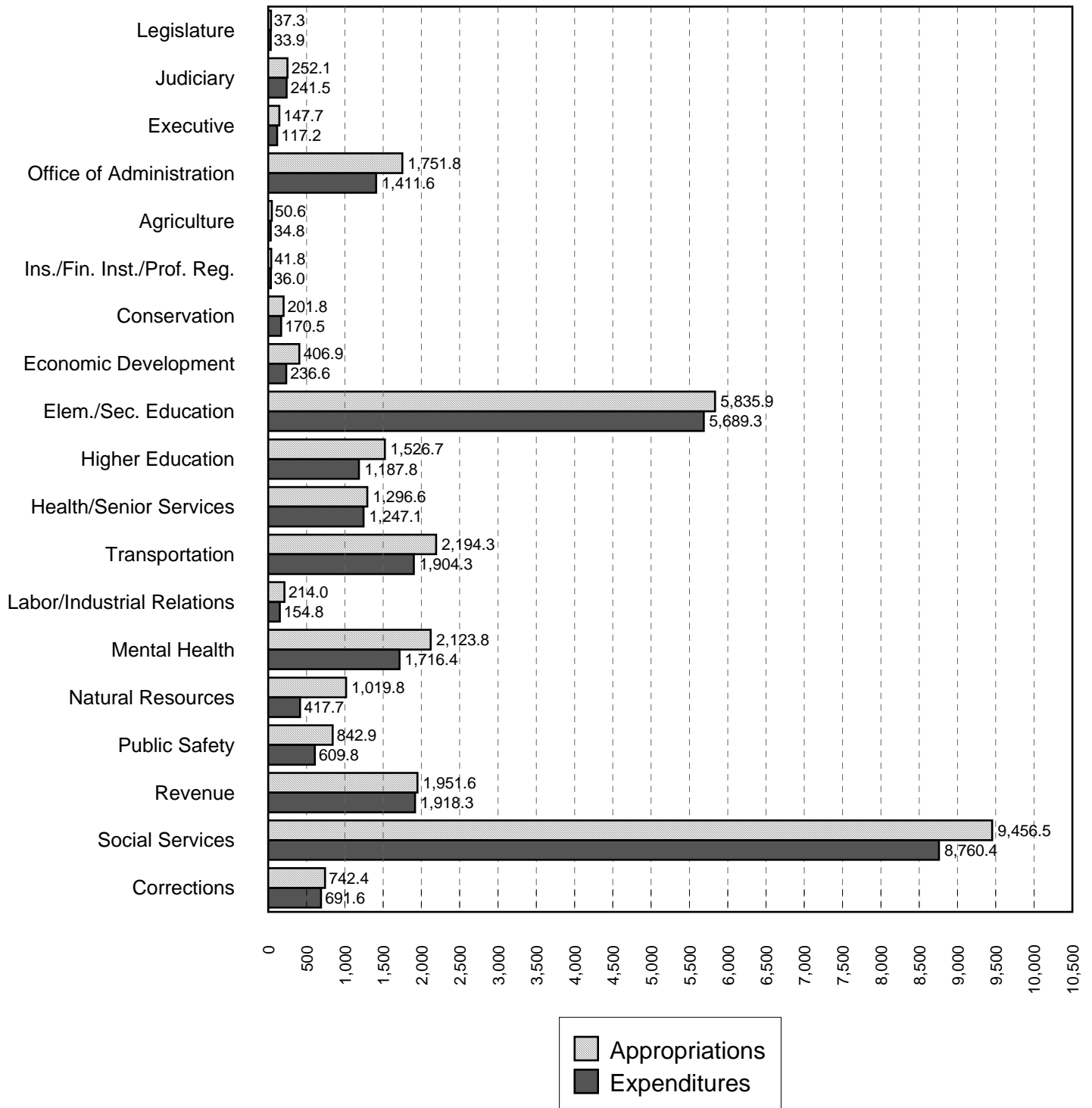


STATE OF MISSOURI
SUMMARY OF APPROPRIATION ACTIVITY BY DEPARTMENT
ALL FUNDS
FOR THE APPROPRIATION YEAR 2016

	Appropriations	Expenditures and Transfers Out June 30, 2016	Lapse Period Corrections and Transfers Out	Total Expenditures and Transfers Out	Reappropriations to 2017	Lapse of Appropriations
Legislature	\$ 37,343,380.00	\$ 33,899,257.67	\$ (335.00)	\$ 33,898,922.67	\$ ---	\$ 3,444,457.33
Judiciary	252,103,651.00	241,468,288.07	---	241,468,288.07	2.00	10,635,360.93
Executive	147,663,416.00	117,153,016.95	(1,375.00)	117,151,641.95	---	30,511,774.05
Office of Administration	1,751,789,949.00	1,411,618,528.74	(8,823.33)	1,411,609,705.41	170,425,994.00	169,754,249.59
Agriculture	50,641,340.00	34,773,598.19	(370.13)	34,773,228.06	2,876,504.00	12,991,607.94
Insurance, Financial Institutions and Professional Registration	41,802,883.00	36,002,523.08	(246.55)	36,002,276.53	---	5,800,606.47
Conservation	201,805,752.00	170,545,260.20	(4,034.33)	170,541,225.87	26,053,101.00	5,211,425.13
Economic Development	406,894,294.00	236,612,251.07	687.06	236,612,938.13	4.00	170,281,351.87
Elementary and Secondary Education	5,835,907,749.00	5,689,311,563.19	(6,274.45)	5,689,305,288.74	4,425,129.00	142,177,331.26
Higher Education	1,526,686,298.00	1,187,811,977.50	75.19	1,187,812,052.69	194,702,972.00	144,171,273.31
Health and Senior Services	1,296,642,788.00	1,247,101,162.72	113.20	1,247,101,275.92	---	49,541,512.08
Transportation	2,194,325,841.00	1,904,260,764.68	(3,346.10)	1,904,257,418.58	3,000,000.00	287,068,422.42
Labor and Indus- trial Relations	213,955,041.00	154,806,458.02	95.12	154,806,553.14	68,975.00	59,079,512.86
Mental Health	2,123,752,830.00	1,716,445,081.00	1,305.37	1,716,446,386.37	178,103,508.00	229,202,935.63
Natural Resources	1,019,844,445.00	417,744,449.06	1,092.40	417,745,541.46	37,614,773.00	564,484,130.54
Public Safety	842,932,717.00	609,751,869.08	(302.06)	609,751,567.02	68,315,994.00	164,865,155.98
Revenue	1,951,560,709.00	1,918,317,811.75	(22,114.06)	1,918,295,697.69	1,450,281.00	31,814,730.31
Social Services	9,456,536,167.00	8,760,428,928.36	(713.45)	8,760,428,214.91	4,087,426.00	692,020,526.09
Corrections	742,400,716.00	691,606,989.51	1,667.05	691,608,656.56	13,106,310.00	37,685,749.44
Subtotals	30,094,589,966.00	26,579,659,778.84	(42,899.07)	26,579,616,879.77	704,230,973.00	2,810,742,113.23
Appropriated Transfers Out	7,759,730,213.00	7,105,484,215.09	1,663.75	7,105,485,878.84	---	654,244,334.16
Totals	<u>\$ 37,854,320,179.00</u>	<u>\$ 33,685,143,993.93</u>	<u>\$ (41,235.32)</u>	<u>\$ 33,685,102,758.61</u>	<u>\$ 704,230,973.00</u>	<u>\$ 3,464,986,447.39</u>

The notes are an integral part of this report.

STATE OF MISSOURI
CHART OF APPROPRIATIONS AND EXPENDITURES BY DEPARTMENT
ALL FUNDS
FOR THE APPROPRIATION YEAR 2016
Millions of Dollars

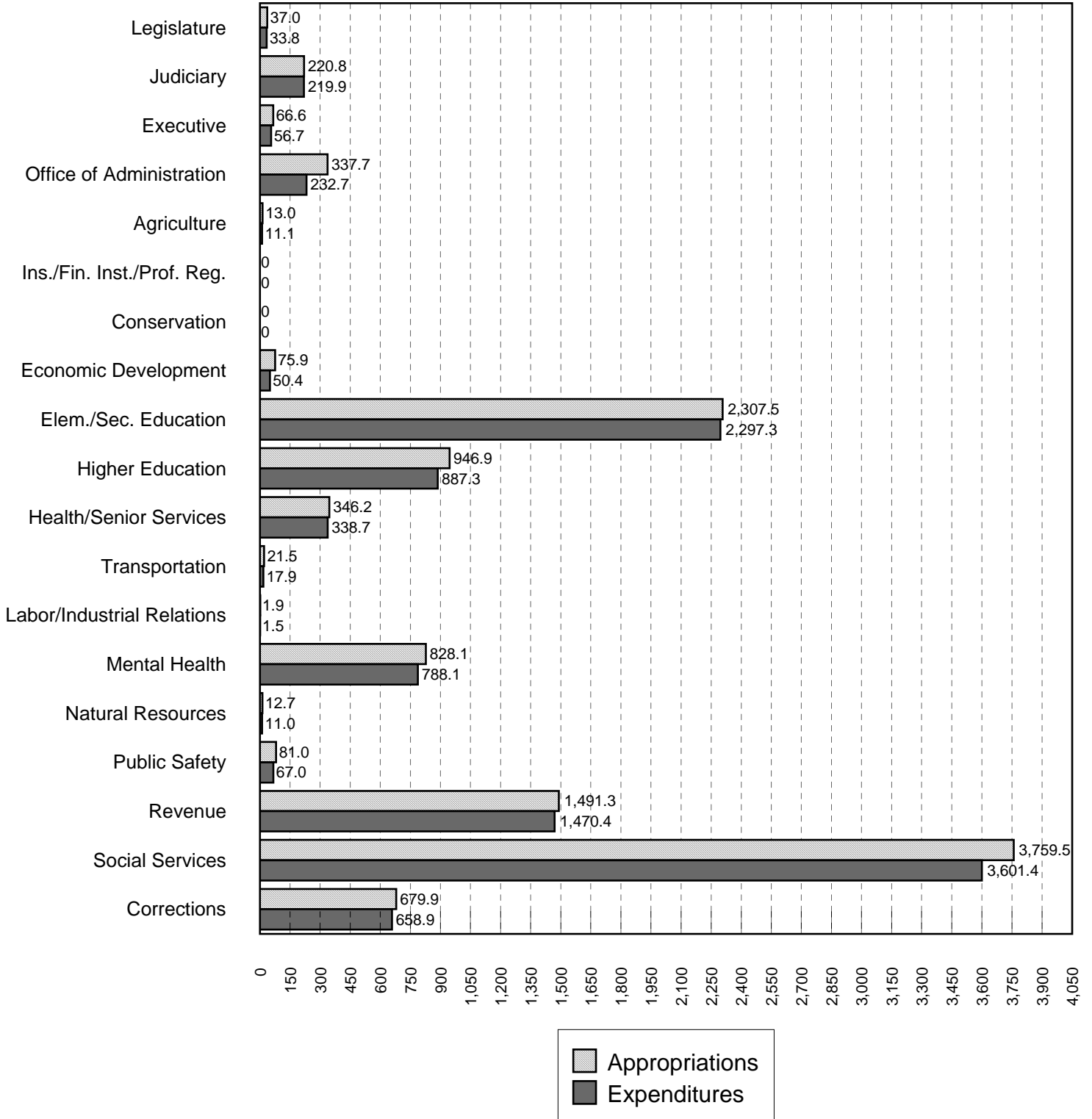


STATE OF MISSOURI
SUMMARY OF APPROPRIATION ACTIVITY BY DEPARTMENT
GENERAL REVENUE FUNDS
FOR THE APPROPRIATION YEAR 2016

	Appropriations	Expenditures and Transfers Out June 30, 2016	Lapse Period Corrections and Transfers Out	Total Expenditures and Transfers Out	Reappropriations to 2017	Lapse of Appropriations
Legislature	\$ 37,049,375.00	\$ 33,790,285.49	\$ (335.00)	\$ 33,789,950.49	\$ ---	\$ 3,259,424.51
Judiciary	220,792,866.00	219,872,124.13	---	219,872,124.13	2.00	920,739.87
Executive	66,586,743.00	56,697,434.87	---	56,697,434.87	---	9,889,308.13
Office of Administration	337,738,983.00	232,696,016.22	697.64	232,696,713.86	49,457,025.00	55,585,244.14
Agriculture	13,034,004.00	11,061,765.99	---	11,061,765.99	4.00	1,972,234.01
Insurance, Financial Institutions and Professional Registration	---	---	---	---	---	---
Conservation	---	---	---	---	---	---
Economic Development	75,931,208.00	50,356,464.28	151.15	50,356,615.43	4.00	25,574,588.57
Elementary and Secondary Education	2,307,547,090.00	2,297,281,752.15	(6,105.16)	2,297,275,646.99	4.00	10,271,439.01
Higher Education	946,854,861.00	887,262,178.62	30.08	887,262,208.70	28,029,943.00	31,562,709.30
Health and Senior Services	346,187,650.00	338,670,041.69	29,324.57	338,699,366.26	---	7,488,283.74
Transportation	21,541,916.00	17,940,192.00	---	17,940,192.00	3,000,000.00	601,724.00
Labor and Indus- trial Relations	1,865,513.00	1,461,312.32	---	1,461,312.32	4.00	404,196.68
Mental Health	828,138,506.00	788,088,490.89	1,374.45	788,089,865.34	1,690,160.00	38,358,480.66
Natural Resources	12,719,022.00	11,013,383.45	(1,793.60)	11,011,589.85	458,735.00	1,248,697.15
Public Safety	81,015,374.00	66,980,988.92	2,175.17	66,983,164.09	4.00	14,032,205.91
Revenue	1,491,268,027.00	1,470,425,836.87	(21,405.19)	1,470,404,431.68	---	20,863,595.32
Social Services	3,759,503,284.00	3,601,409,382.63	8,784.20	3,601,418,166.83	4.00	158,085,113.17
Corrections	679,856,198.00	658,853,253.88	1,667.05	658,854,920.93	4.00	21,001,273.07
Subtotals	11,227,630,620.00	10,743,860,904.40	14,565.36	10,743,875,469.76	82,635,893.00	401,119,257.24
Appropriated Transfers Out	4,850,202,124.00	4,514,855,576.33	15,085.69	4,514,870,662.02	---	335,331,461.98
Totals	<u>\$ 16,077,832,744.00</u>	<u>\$ 15,258,716,480.73</u>	<u>\$ 29,651.05</u>	<u>\$ 15,258,746,131.78</u>	<u>\$ 82,635,893.00</u>	<u>\$ 736,450,719.22</u>

The notes are an integral part of this report.

STATE OF MISSOURI
CHART OF APPROPRIATIONS AND EXPENDITURES BY DEPARTMENT
GENERAL REVENUE FUNDS
FOR THE APPROPRIATION YEAR 2016
Millions of Dollars



**STATE OF MISSOURI
OPERATING COSTS AND FLOW THROUGH PAYMENTS BY DEPARTMENT
ALL FUNDS
APPROPRIATION YEAR 2016**

Each year State departments receive appropriations. These appropriations include expenditures to operate the department, expenditures made for the benefit of other departments, and distributions to other entities such as local governments or school districts. The "operating costs" are the expenditures made from the department's appropriations which are used to provide that department's services. The "flow through payments" includes expenditures used to fund other entities' or other departments' expenses and distributions to individuals, other entities, or other departments for ultimate expenditure.

An analysis of an agency's operating costs gives a better indication of its effectiveness because operating costs are directly controlled by the agency's management. Flow through payments are normally the result of statutory or grant requirements. The spending of these moneys is more directly controlled by the entity or department which receives the flow through moneys.

The schedule on the following page shows that the moneys appropriated to an agency are not totally used for operation of that agency. This schedule shows appropriated expenditures for appropriation year 2016. However, these figures do not include appropriated expenditures of \$1,453,541,830.83 for refunds for overpayment of taxes and fees or investment of State money.

Expenditures for retirement, social security, health care, reimbursements to Employment Security, and statewide insurance in the amount of \$903,619,504.86 have been allocated to the various departments. Most of the funding was appropriated to the Office of Administration.

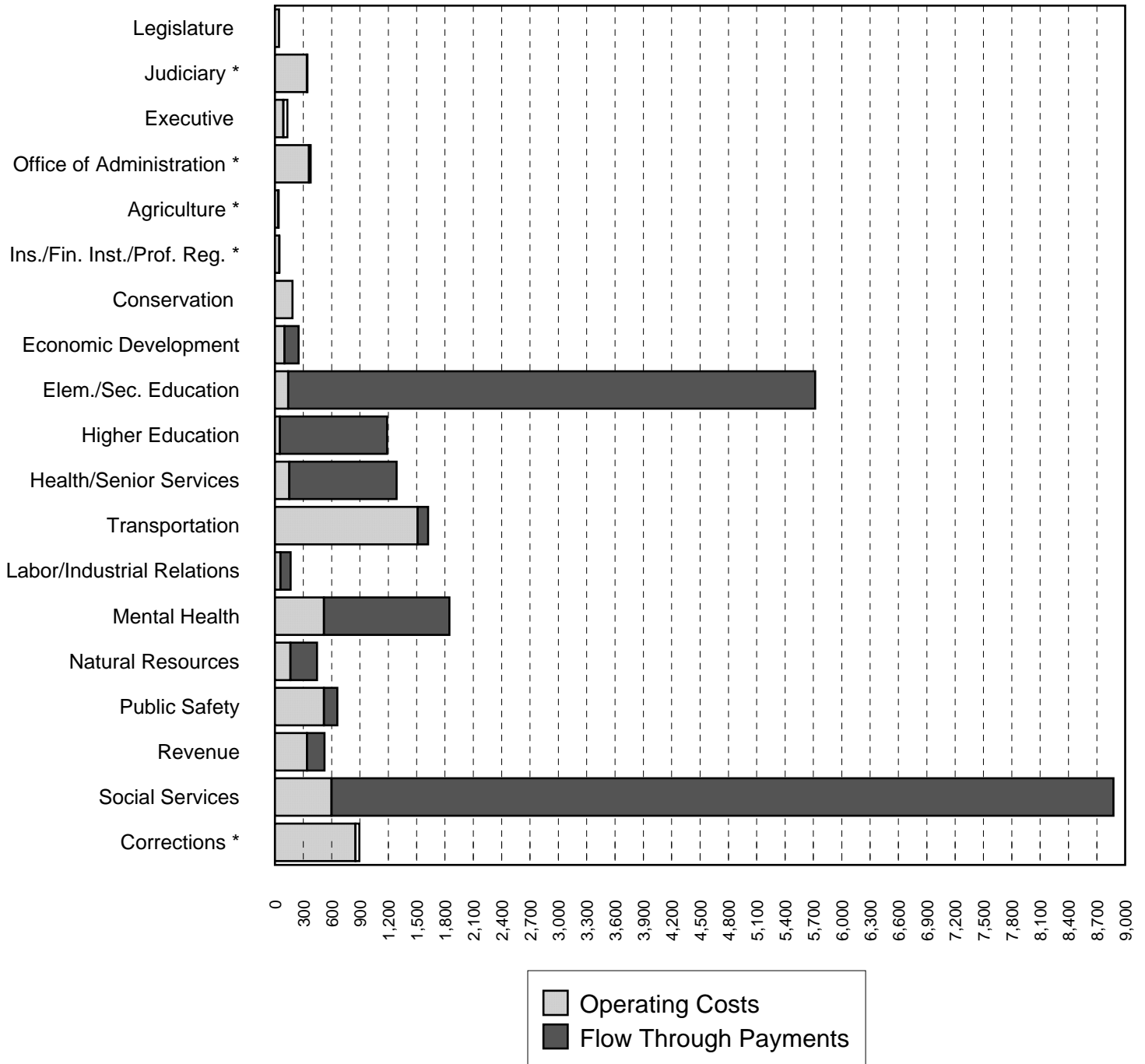
The expenditures for debt service are segregated as they represent operating expenditures of the State as a whole. These expenditures are normally administered by the Office of Administration.

**STATE OF MISSOURI
OPERATING COSTS AND FLOW THROUGH PAYMENTS BY DEPARTMENT
ALL FUNDS
APPROPRIATION YEAR 2016**

	Operating Costs	Flow Through Payments
Legislature	\$ 45,586,634.64	\$ ---
Judiciary	338,142,358.07	8,055,311.21
Executive	90,406,202.14	43,994,970.57
Office of Administration (Note 5)	361,323,541.98	17,352,850.33
Agriculture	35,818,704.13	6,004,157.39
Insurance, Financial Institutions and Professional Registration	46,784,421.98	1,370,275.06
Conservation	186,552,904.65	---
Economic Development	101,367,323.08	149,463,747.57
Elementary and Secondary Education	139,977,896.40	5,578,908,101.96
Higher Education	52,086,468.36	1,136,371,313.08
Health and Senior Services	151,697,076.05	1,136,274,182.82
Transportation (Note 5)	1,510,499,880.67	113,273,803.33
Labor and Industrial Relations	58,751,392.92	109,833,691.60
Mental Health	519,443,667.74	1,330,121,382.67
Natural Resources	165,612,525.40	281,463,821.36
Public Safety	518,183,368.61	144,014,308.81
Revenue	340,062,265.06	186,153,348.81
Social Services	599,744,807.40	8,277,109,682.24
Corrections	854,247,690.93	41,833,815.10
Debt Service (Note 5)	448,115,154.82	---
	<hr/>	<hr/>
Totals	\$ 6,564,404,285.03	\$ 18,561,670,763.91
	<hr/>	<hr/>

The notes are an integral part of this report.

STATE OF MISSOURI
CHART OF OPERATING COSTS AND FLOW THROUGH PAYMENTS BY DEPARTMENT
ALL FUNDS
FOR THE APPROPRIATION YEAR 2016
Millions of Dollars



*Immaterial Flow Through amounts not shown on this scale.

STATE OF MISSOURI
SUMMARY OF EXPENDITURES BY MAJOR CATEGORY
AND FUND GROUP AND TRANSFERS OUT BY FUND GROUP
FOR THE APPROPRIATION YEAR 2016

	Personal Service	Expense and Equipment	Capital Improvements	Program Specific	Appropriated Transfers Out	Totals
General Fund						
General Revenue						
Funds	\$ 1,032,166,433.41	\$ 447,850,677.90	\$ 34,590,865.47	\$ 9,229,267,492.98	\$ 4,514,870,662.02	\$ 15,258,746,131.78
Federal Funds	387,854,434.17	335,632,740.52	8,502,396.89	7,203,512,156.58	379,231,564.34	8,314,733,292.50
Special Revenue Funds	410,148,426.16	259,500,764.38	28,884,429.01	3,775,031,650.85	1,769,925,841.93	6,243,491,112.33
Debt Service Funds	---	---	---	248,736,342.62	35,761.73	248,772,104.35
Capital Projects Funds	380,070,789.41	292,289,494.96	705,374,797.53	288,843,853.96	16,179,043.72	1,682,757,979.58
Permanent Funds	---	---	---	---	6,396.73	6,396.73
Enterprise Funds	63,493,921.37	262,710,449.04	33,420,588.99	16,419,557.23	345,261,411.28	721,305,927.91
Internal Service Funds	44,393,836.70	139,026,329.30	35,035.14	21,751,479.62	22,616,680.44	227,823,361.20
Agency Funds	857,429,835.58	43,032.30	---	19,304,491.65	3,125,980.81	879,903,340.34
Private Purpose Trust Funds	528,211.48	1,404,492.72	---	51,397,871.85	54,232,535.84	107,563,111.89
Totals	<u>\$ 3,176,085,888.28</u>	<u>\$ 1,738,457,981.12</u>	<u>\$ 810,808,113.03</u>	<u>\$ 20,854,264,897.34</u>	<u>\$ 7,105,485,878.84</u>	<u>\$ 33,685,102,758.61</u>

The notes are an integral part of this report.

STATE OF MISSOURI
SUMMARY OF EXPENDITURES BY DEPARTMENT,
FUND GROUP AND MAJOR CATEGORY AND TRANSFERS OUT BY FUND GROUP
FOR THE APPROPRIATION YEAR 2016

	General Fund		Special Revenue Funds	Debt Service Funds	Capital Projects Funds	Permanent Funds	Enterprise Funds	Internal Service Funds	Agency Funds	Private Purpose Trust Funds	Totals
	General	Federal Funds									
	Revenue Funds										
Legislature											
Personal Service	\$ 26,026,290.62	\$ ---	\$ 96,492.75	\$ ---	\$ ---	\$ ---	\$ ---	\$ ---	\$ ---	\$ ---	\$ 26,122,783.37
Expense and Equipment	7,624,520.23	---	2,812.87	---	---	---	---	9,666.56	---	---	7,636,999.66
Capital Improvements	132,205.00	---	---	---	---	---	---	---	---	---	132,205.00
Program Specific	6,934.64	---	---	---	---	---	---	---	---	---	6,934.64
Judiciary											
Personal Service	181,124,470.42	2,396,254.27	2,098,330.43	---	---	---	---	---	---	---	185,619,055.12
Expense and Equipment	24,263,138.54	2,713,640.43	6,024,448.31	---	---	---	---	32,579.37	---	---	33,033,806.65
Capital Improvements	33,312.11	---	---	---	---	---	---	---	---	---	33,312.11
Program Specific	14,451,203.06	911,176.38	4,187,811.93	---	---	---	---	1,133.58	3,230,789.24	---	22,782,114.19
Executive											
Personal Service	32,177,878.29	3,282,646.28	4,098,887.20	---	---	---	128,860.83	10,615.50	---	528,211.48	40,227,099.58
Expense and Equipment	12,443,364.58	3,676,419.30	4,185,502.54	---	---	---	4,477.68	71,908.28	---	1,404,492.72	21,786,165.10
Capital Improvements	180,149.12	56,399.46	---	---	---	---	---	---	---	---	236,548.58
Program Specific	11,896,042.88	4,025,856.66	91,862.65	---	---	---	---	---	---	38,888,066.50	54,901,828.69
Office of Administration											
Personal Service	34,006,934.63	13,276,696.42	3,217,270.51	---	---	---	886,624.23	30,265,712.19	857,429,835.58	---	939,083,073.56
Expense and Equipment	68,843,937.96	39,822,324.47	23,559,372.96	---	279,322.56	---	2,075,293.94	110,675,786.86	43,032.30	---	245,299,071.05
Capital Improvements	8,112,316.63	---	---	---	2,338,101.19	---	9,433.93	34,200.21	---	---	10,494,051.96
Program Specific	121,733,524.64	8,096,395.55	2,716,852.55	73,470,793.76	459,964.75	---	155,410.88	9,889,142.30	211,424.41	---	216,733,508.84
Agriculture											
Personal Service	3,662,581.35	1,375,290.27	9,102,184.90	---	---	---	1,399,830.27	---	---	---	15,539,886.79
Expense and Equipment	1,485,422.08	629,235.76	4,667,939.09	---	---	---	4,573,297.02	---	---	---	11,355,893.95
Capital Improvements	85,902.80	487,498.20	169,954.04	---	---	---	2,524.87	---	---	---	745,879.91
Program Specific	5,827,859.76	330,214.70	928,557.66	---	---	---	44,935.29	---	---	---	7,131,567.41
Insurance, Financial Institutions and Professional Registration											
Personal Service	---	145,652.40	24,412,152.49	---	---	---	---	3,415,138.88	---	---	27,972,943.77
Expense and Equipment	---	6,743.39	5,438,852.49	---	---	---	---	1,096,600.05	---	---	6,542,195.93
Capital Improvements	---	---	25,425.44	---	---	---	---	---	---	---	25,425.44
Program Specific	---	1,170,275.06	253,853.48	---	---	---	---	37,582.85	---	---	1,461,711.39
Conservation											
Personal Service	---	---	77,590,949.64	---	---	---	---	---	---	---	77,590,949.64
Expense and Equipment	---	---	62,533,591.53	---	---	---	---	---	---	---	62,533,591.53
Capital Improvements	---	---	15,032,099.01	---	---	---	---	---	---	---	15,032,099.01
Program Specific	---	---	15,384,585.69	---	---	---	---	---	---	---	15,384,585.69
Economic Development											
Personal Service	3,711,708.03	13,740,208.46	12,720,940.92	---	---	---	---	699,284.71	---	---	30,872,142.12
Expense and Equipment	3,558,454.99	4,234,212.36	24,087,011.58	---	---	---	---	134,470.35	---	---	32,014,149.28
Capital Improvements	---	---	---	---	---	---	---	---	---	---	---
Program Specific	43,086,452.41	95,611,349.20	28,576,659.50	---	---	---	---	---	6,452,185.62	---	173,726,646.73
Elementary and Secondary Education											
Personal Service	29,288,107.35	34,457,007.56	246,773.17	---	---	---	---	---	---	---	63,991,888.08
Expense and Equipment	45,045,204.76	15,264,982.76	6,567,111.29	---	45,376.50	---	---	---	---	---	66,922,675.31
Capital Improvements	3,191,810.18	---	---	---	29,237.25	---	---	---	---	---	3,221,047.43
Program Specific	2,219,750,524.70	930,987,676.55	2,404,431,476.67	---	---	---	---	---	---	---	5,555,169,677.92
Higher Education											
Personal Service	481,506.37	33,462.30	2,131,824.88	---	---	---	---	---	---	---	2,646,793.55
Expense and Equipment	407,000.60	6,351.08	7,637,257.26	---	---	---	---	---	---	---	8,050,608.94
Capital Improvements	---	---	---	---	---	---	---	---	---	---	---
Program Specific	886,373,701.73	4,641,779.78	249,899,725.34	---	32,138,595.35	---	---	---	4,060,848.00	---	1,177,114,650.20

STATE OF MISSOURI
SUMMARY OF EXPENDITURES BY DEPARTMENT,
FUND GROUP AND MAJOR CATEGORY AND TRANSFERS OUT BY FUND GROUP
FOR THE APPROPRIATION YEAR 2016

	General Fund										
	General		Special	Debt	Capital	Permanent	Enterprise	Internal	Agency	Private Purpose	
	Revenue Funds	Federal Funds	Revenue Funds	Service Funds	Projects Funds	Funds	Funds	Service Funds	Funds	Trust Funds	Totals
Health and Senior Services											
Personal Service	25,860,865.82	44,029,932.90	3,639,067.92	---	---	---	---	---	---	---	73,529,866.64
Expense and Equipment	5,535,737.83	16,664,271.77	5,125,161.71	---	---	---	---	---	---	---	27,325,171.31
Capital Improvements	---	---	---	---	---	---	---	---	---	---	---
Program Specific	307,302,762.61	833,651,887.76	5,280,457.74	---	---	---	---	---	11,129.86	---	1,146,246,237.97
Transportation											
Personal Service	---	923,300.80	1,605,161.73	---	380,070,789.41	---	---	---	---	---	382,599,251.94
Expense and Equipment	---	3,470,054.07	217,843.69	---	288,637,114.96	---	---	---	---	---	292,325,012.72
Capital Improvements	---	---	71,276.90	---	670,258,761.86	---	---	---	---	---	670,330,038.76
Program Specific	17,940,192.00	80,241,248.84	29,310,831.60	175,265,548.86	256,245,293.86	---	---	---	---	---	559,003,115.16
Labor and Industrial Relations											
Personal Service	1,165,614.57	20,954,666.73	9,210,188.56	---	---	---	---	---	---	---	31,330,469.86
Expense and Equipment	141,820.37	5,284,533.78	6,301,288.29	---	---	---	---	---	---	---	11,727,642.44
Capital Improvements	---	---	7,024.64	---	---	---	---	---	---	---	7,024.64
Program Specific	153,877.38	6,898,643.56	103,521,200.54	---	---	---	---	---	1,167,694.72	---	111,741,416.20
Mental Health											
Personal Service	188,406,980.05	63,477,867.32	1,989,039.31	---	---	---	---	---	---	---	253,873,886.68
Expense and Equipment	74,919,544.55	10,839,977.60	1,664,664.95	---	3,177,062.41	---	---	208,020.39	---	---	90,809,269.90
Capital Improvements	9,661,279.22	---	153,131.91	---	31,875,089.26	---	---	---	---	---	41,689,500.39
Program Specific	515,102,061.52	791,974,872.18	11,586,491.89	---	---	---	---	11,401,102.38	9,201.43	---	1,330,073,729.40
Natural Resources											
Personal Service	5,958,414.72	15,460,519.92	36,453,425.13	---	---	---	2,094,643.41	3,732,961.40	---	---	63,699,964.58
Expense and Equipment	3,544,827.65	6,185,046.20	14,161,186.25	---	15,576.83	---	9,617,017.12	2,236,303.34	---	---	35,759,957.39
Capital Improvements	781,063.12	398,157.58	7,082,664.45	---	243,049.90	---	33,107,320.40	---	---	---	41,612,255.45
Program Specific	727,284.36	8,007,687.10	253,367,273.35	---	---	---	14,569,747.38	1,371.85	---	---	276,673,364.04
Public Safety											
Personal Service	33,587,201.47	17,229,113.50	208,134,279.28	---	---	---	52,175,534.73	---	---	---	311,126,128.98
Expense and Equipment	13,113,219.02	28,505,264.36	74,981,986.95	---	---	---	19,833,367.36	10,000.00	---	---	136,443,837.69
Capital Improvements	5,332,658.99	7,506,450.48	6,341,544.74	---	293,441.10	---	252,409.79	---	---	---	19,726,505.10
Program Specific	14,950,084.61	111,187,010.25	14,556,953.88	---	---	---	1,644,755.21	---	116,291.30	---	142,455,095.25
Revenue											
Personal Service	29,947,962.40	140,313.50	8,003,402.60	---	---	---	6,808,427.90	---	---	---	44,900,106.40
Expense and Equipment	22,614,108.94	2,392,520.51	6,429,507.87	---	---	---	226,606,995.92	---	---	---	258,043,133.24
Capital Improvements	---	---	---	---	---	---	48,900.00	---	---	---	48,900.00
Program Specific	1,417,842,360.34	---	196,513,881.03	---	---	---	4,708.47	---	942,608.21	---	1,615,303,558.05
Social Services											
Personal Service	77,801,234.09	155,634,810.07	5,398,054.74	---	---	---	---	---	---	---	238,834,098.90
Expense and Equipment	58,739,296.86	195,329,621.48	5,915,224.75	---	22,100.35	---	---	1,011,901.85	---	---	261,018,145.29
Capital Improvements	420,247.23	41,041.17	1,307.88	---	34,820.00	---	---	---	---	---	497,416.28
Program Specific	3,464,457,388.65	4,325,705,059.01	454,303,982.57	---	---	---	---	---	3,102,318.86	12,509,805.35	8,260,078,554.44
Corrections											
Personal Service	358,958,683.23	1,296,691.47	---	---	---	---	---	6,270,124.02	---	---	366,525,498.72
Expense and Equipment	105,571,078.94	607,541.20	---	---	112,941.35	---	---	23,539,092.25	---	---	129,830,653.74
Capital Improvements	6,659,921.07	12,850.00	---	---	302,296.97	---	---	834.93	---	---	6,975,902.97
Program Specific	187,665,237.69	71,024.00	119,192.78	---	---	---	---	421,146.66	---	---	188,276,601.13
Transfers Out											
Appropriated	4,514,870,662.02	379,231,564.34	1,769,925,841.93	35,761.73	16,179,043.72	6,396.73	345,261,411.28	22,616,680.44	3,125,980.81	54,232,535.84	7,105,485,878.84
Totals	\$ 15,258,746,131.78	\$ 8,314,733,292.50	\$ 6,243,491,112.33	\$ 248,772,104.35	\$ 1,682,757,979.58	\$ 6,396.73	\$ 721,305,927.91	\$ 227,823,361.20	\$ 879,903,340.34	\$ 107,563,111.89	\$ 33,685,102,758.61

The notes are an integral part of this report.

STATE OF MISSOURI
SUMMARY OF APPROPRIATIONS BY FUND GROUP
FOR THE APPROPRIATION YEAR 2016

	<u>Appropriations</u>	<u>Expenditures and Appropriated Transfers Out</u>	<u>Reappropriations to 2017</u>	<u>Lapse of Appropriations</u>
General Fund:				
General Revenue Funds	\$ 16,077,832,744.00	\$ 15,258,746,131.78	\$ 82,635,893.00	\$ 736,450,719.22
Federal Funds	9,619,216,559.00	8,314,733,292.50	36,361,029.00	1,268,122,237.50
Special Revenue Funds	7,356,637,537.00	6,243,491,112.33	56,074,552.00	1,057,071,872.67
Debt Service Funds	257,313,289.00	248,772,104.35	---	8,541,184.65
Capital Projects Funds	2,438,940,175.00	1,682,757,979.58	511,833,071.00	244,349,124.42
Permanent Funds	16,562.00	6,396.73	---	10,165.27
Enterprise Funds	762,678,388.00	721,305,927.91	17,084,846.00	24,287,614.09
Internal Service Funds	291,983,029.00	227,823,361.20	241,582.00	63,918,085.80
Agency Funds	934,190,050.00	879,903,340.34	---	54,286,709.66
Private Purpose Trust Funds	115,511,846.00	107,563,111.89	---	7,948,734.11
Totals	<u>\$ 37,854,320,179.00</u>	<u>\$ 33,685,102,758.61</u>	<u>\$ 704,230,973.00</u>	<u>\$ 3,464,986,447.39</u>

The notes are an integral part of this report.

STATE OF MISSOURI
SUMMARY OF APPROPRIATIONS BY FUND AND DEPARTMENT
GENERAL REVENUE FUNDS
FOR THE APPROPRIATION YEAR 2016

	Appropriations	Expenditures and Appropriated Transfers Out	Reappropriations to 2017	Lapse of Appropriations
<u>General Revenue - 0101</u>				
Legislature	\$ 37,049,375.00	\$ 33,789,950.49	\$ ---	\$ 3,259,424.51
Judiciary	213,762,359.00	213,135,705.64	---	626,653.36
Executive	46,329,226.00	41,847,800.81	---	4,481,425.19
Office of Administration	214,462,198.00	196,588,452.41	70,791.00	17,802,954.59
Agriculture	5,740,275.00	5,053,587.84	---	686,687.16
Economic Development	8,114,929.00	7,066,725.57	---	1,048,203.43
Elementary and Secondary Education	2,293,387,984.00	2,289,392,752.90	---	3,995,231.10
Higher Education	888,460,786.00	834,609,798.06	28,029,943.00	25,821,044.94
Health and Senior Services	337,750,163.00	331,601,295.64	---	6,148,867.36
Transportation	21,541,916.00	17,940,192.00	3,000,000.00	601,724.00
Labor and Industrial Relations	1,410,497.00	1,336,312.32	---	74,184.68
Mental Health	774,827,245.00	749,114,837.22	1,690,156.00	24,022,251.78
Natural Resources	10,492,029.00	9,708,555.64	458,733.00	324,740.36
Public Safety	70,328,106.00	59,349,364.83	---	10,978,741.17
Revenue	1,489,152,634.00	1,469,038,204.60	---	20,114,429.40
Social Services	1,789,260,416.00	1,750,686,893.05	---	38,573,522.95
Corrections	670,091,217.00	651,841,227.12	---	18,249,989.88
<u>Uncompensated Care - 0108</u>				
Social Services	92,794,914.00	92,794,914.00	---	---
<u>Facilities Maintenance Reserve - 0124</u>				
Judiciary	2.00	---	2.00	---
Office of Administration	106,753,657.00	23,955,347.74	49,136,234.00	33,662,075.26
Agriculture	1,262,729.00	212,428.15	4.00	1,050,296.85
Economic Development	16.00	---	4.00	12.00
Elementary and Secondary Education	6,495,045.00	3,924,581.27	4.00	2,570,459.73
Labor and Industrial Relations	16.00	---	4.00	12.00
Mental Health	12,211,735.00	5,347,936.89	4.00	6,863,794.11
Natural Resources	1,047,147.00	755,377.01	2.00	291,767.99
Public Safety	9,671,556.00	7,075,183.88	4.00	2,596,368.12
Social Services	2,129,493.00	1,099,064.77	4.00	1,030,424.23
Corrections	9,734,981.00	6,998,396.35	4.00	2,736,580.65
<u>State Property Preservation - 0128</u>				
Office of Administration	1.00	---	---	1.00
<u>Marguerite Ross Barnett Scholarship - 0131</u>				
Higher Education	500,000.00	367,614.90	---	132,385.10
<u>Intergovernmental Transfer - 0139</u>				
Social Services	172,474,813.00	131,600,974.45	---	40,873,838.55
<u>Federal Reimbursement Allowance - 0142</u>				
Office of Administration	56.00	55.09	---	0.91
Social Services	1,388,385,794.00	1,380,153,737.09	---	8,232,056.91
<u>Pharmacy Reimbursement Allowance - 0144</u>				
Office of Administration	1.00	0.03	---	0.97
Social Services	171,062,744.00	157,849,039.30	---	13,213,704.70

STATE OF MISSOURI
SUMMARY OF APPROPRIATIONS BY FUND AND DEPARTMENT
GENERAL REVENUE FUNDS
FOR THE APPROPRIATION YEAR 2016

	<u>Appropriations</u>	<u>Expenditures and Appropriated Transfers Out</u>	<u>Reappropriations to 2017</u>	<u>Lapse of Appropriations</u>
<u>State Treasurer's General Operations - 0164</u>				
Executive	2,069,985.00	1,853,323.67	---	216,661.33
Office of Administration	10,183.00	1,920.00	---	8,263.00
<u>Child Support Enforcement - 0169</u>				
Office of Administration	1,735,341.00	20,175.54	---	1,715,165.46
Revenue	2,115,393.00	1,366,227.08	---	749,165.92
Social Services	10,087,229.00	6,874,587.46	---	3,212,641.54
<u>Missouri Technology Investment - 0172</u>				
Economic Development	18,360,000.00	17,821,741.28	---	538,258.72
<u>Missouri Water Development - 0174</u>				
Natural Resources	467,753.00	467,752.67	---	0.33
<u>Missouri Humanities Council Trust - 0177</u>				
Economic Development	3,400,000.00	3,400,000.00	---	---
<u>Post Closure - 0198</u>				
Natural Resources	424,073.00	---	---	424,073.00
<u>Health Access Incentive - 0276</u>				
Office of Administration	7,690.00	3,312.09	---	4,377.91
Health and Senior Services	791,330.00	755,791.04	---	35,538.96
<u>Independent Living Center - 0284</u>				
Elementary and Secondary Education	390,556.00	363,211.73	---	27,344.27
<u>MO Senior Srvs Protection - 0421</u>				
Health and Senior Services	25,000.00	18,486.08	---	6,513.92
<u>Habilitation Center Room and Board - 0435</u>				
Mental Health	3,416,027.00	2,773,288.34	---	642,738.66
<u>Martin Luther King, Jr. State Celebration Commision - 0438</u>				
Labor and Industrial Relations	5,000.00	---	---	5,000.00
<u>Tax Amnesty - 0470</u>				
Health and Senior Services	5,279,487.00	5,279,487.00	---	---
Mental Health	15,848,966.00	15,848,962.33	---	3.67
Social Services	19,016,458.00	13,427,691.97	---	5,588,766.03
<u>E-Procurement and State Technology - 0495</u>				
Office of Administration	2,000,000.00	---	---	2,000,000.00
<u>Quality Improvement Revolving - 0537</u>				
Higher Education	166,869.00	20,016.30	---	146,852.70

STATE OF MISSOURI
SUMMARY OF APPROPRIATIONS BY FUND AND DEPARTMENT
GENERAL REVENUE FUNDS
FOR THE APPROPRIATION YEAR 2016

	Appropriations	Expenditures and Appropriated Transfers Out	Reappropriations to 2017	Lapse of Appropriations
<u>International Promotions</u>				
<u>Revolving - 0567</u>				
Office of Administration	2,762.00	---	---	2,762.00
Economic Development	1,402,238.00	188,504.56	---	1,213,733.44
<u>Missouri CASA - 0590</u>				
Judiciary	100,000.00	75,411.21	---	24,588.79
<u>Missouri Job Development - 0600</u>				
Office of Administration	7,000.00	3,249.19	---	3,750.81
Economic Development	15,006,931.00	13,124,439.52	---	1,882,491.48
<u>Attorney General's Court</u>				
<u>Costs - 0603</u>				
Executive	187,000.00	187,000.00	---	---
<u>Missouri Breeders - 0605</u>				
Public Safety	5,000.00	5,000.00	---	---
<u>Healthy Families Trust - 0625</u>				
Higher Education	437,640.00	437,640.00	---	---
Mental Health	2,269,427.00	2,269,326.89	---	100.11
Public Safety	145,618.00	108,908.92	---	36,709.08
Social Services	95,484,660.00	49,710,323.73	---	45,774,336.27
<u>Merchandising Practices</u>				
<u>Revolving - 0631</u>				
Executive	4,037,964.00	2,841,975.45	---	1,195,988.55
<u>Petition Audit Revolving Trust - 0648</u>				
Executive	876,564.00	228,641.76	---	647,922.24
<u>Excellence In Education - 0651</u>				
Office of Administration	181,549.00	68,162.12	---	113,386.88
Elementary and Secondary Education	2,935,344.00	1,897,854.36	---	1,037,489.64
<u>Environmental Radiation</u>				
<u>Monitoring - 0656</u>				
Office of Administration	2,822.00	2,821.80	---	0.20
Health and Senior Services	93,959.00	93,015.88	---	943.12
Natural Resources	288,020.00	79,904.53	---	208,115.47
<u>Department of Health - Donated - 0658</u>				
Office of Administration	20,563.00	596.78	---	19,966.22
Health and Senior Services	2,148,837.00	864,499.26	---	1,284,337.74
<u>Antitrust Revolving - 0666</u>				
Executive	638,936.00	289,188.92	---	349,747.08
<u>Energy Set-Aside Program - 0667</u>				
Office of Administration	84,243.00	5,458.51	---	78,784.49
Economic Development	22,736,105.00	7,206,596.46	---	15,529,508.54
<u>Highway Patrol Academy - 0674</u>				
Public Safety	799,994.00	436,028.39	---	363,965.61

STATE OF MISSOURI
SUMMARY OF APPROPRIATIONS BY FUND AND DEPARTMENT
GENERAL REVENUE FUNDS
FOR THE APPROPRIATION YEAR 2016

	<u>Appropriations</u>	<u>Expenditures and Appropriated Transfers Out</u>	<u>Reappropriations to 2017</u>	<u>Lapse of Appropriations</u>
<u>State Elections Subsidy - 0686</u>				
Executive	7,776,574.00	7,776,574.00	---	---
<u>State Legal Expense - 0692</u>				
Office of Administration	11,992,435.00	11,991,399.95	---	1,035.05
<u>Office of Administration Donated - 0722</u>				
Office of Administration	80,000.00	2,250.00	---	77,750.00
<u>Grants and Contributions - 0723</u>				
Office of Administration	250,000.00	---	250,000.00	---
<u>Long-Term Support UPL - 0724</u>				
Social Services	3,989,174.00	3,674,502.00	---	314,672.00
<u>Biodiesel Fuel Revolving - 0730</u>				
Economic Development	28,756.00	---	---	28,756.00
<u>Drug Court Resources - 0733</u>				
Judiciary	6,930,505.00	6,661,007.28	---	269,497.72
<u>Investors Restitution - 0741</u>				
Executive	2,000,000.00	229,002.56	---	1,770,997.44
<u>Missouri Commission for the Deaf and Hard of Hearing - 0743</u>				
Office of Administration	2,006.00	---	---	2,006.00
Elementary and Secondary Education	152,762.00	3,997.32	---	148,764.68
<u>MoSMART - 0761</u>				
Public Safety	100.00	5.22	---	94.78
<u>State Supplemental Downtown Development - 0766</u>				
Economic Development	1,444,019.00	1,309,202.24	---	134,816.76
<u>Missouri Qualified Biodiesel Producer Incentive - 0777</u>				
Agriculture	5,975,000.00	5,795,750.00	---	179,250.00
<u>Highway Patrol Expense - 0793</u>				
Public Safety	65,000.00	8,672.85	---	56,327.15
<u>AH Comm Ed Due Process Hearing - 0818</u>				
Office of Administration	132,175.00	51,449.76	---	80,725.24
<u>Library Networking - 0822</u>				
Executive	900,000.00	780,360.80	---	119,639.20
<u>Investor Education and Protection - 0829</u>				
Executive	1,740,494.00	645,440.57	---	1,095,053.43

STATE OF MISSOURI
SUMMARY OF APPROPRIATIONS BY FUND AND DEPARTMENT
GENERAL REVENUE FUNDS
FOR THE APPROPRIATION YEAR 2016

	Appropriations	Expenditures and Appropriated Transfers Out	Reappropriations to 2017	Lapse of Appropriations
<u>Academic Scholarship - 0840</u>				
Higher Education	20,076,666.00	19,257,000.00	---	819,666.00
<u>Advantage Missouri Trust - 0856</u>				
Higher Education	15,000.00	---	---	15,000.00
<u>Charter Public School Commission Trust - 0862</u>				
Elementary and Secondary Education	2,000,000.00	---	---	2,000,000.00
<u>Premium - 0885</u>				
Social Services	13,530,502.00	13,448,500.00	---	82,002.00
<u>Assistive Technology Loan Revolving - 0889</u>				
Elementary and Secondary Education	635,899.00	593,675.25	---	42,223.75
<u>Childhood Lead Testing - 0899</u>				
Office of Administration	13,032.00	884.97	---	12,147.03
Health and Senior Services	68,874.00	67,698.00	---	1,176.00
<u>Downtown Revitalization Preservation - 0907</u>				
Economic Development	200,000.00	---	---	200,000.00
<u>Livestock Feed Crop Input Loan - 0914</u>				
Agriculture	50,000.00	---	---	50,000.00
<u>School for the Blind Trust - 0920</u>				
Elementary and Secondary Education	1,500,000.00	1,076,510.16	---	423,489.84
<u>School for the Deaf Trust - 0922</u>				
Elementary and Secondary Education	49,500.00	23,064.00	---	26,436.00
<u>Institution Gift Trust - 0925</u>				
Office of Administration	90.00	---	---	90.00
Agriculture	5,000.00	---	---	5,000.00
Higher Education	97,900.00	22,699.72	---	75,200.28
Corrections	30,000.00	15,297.46	---	14,702.54
<u>Secretary of State - Wolfner State Library - 0928</u>				
Executive	30,000.00	18,126.33	---	11,873.67
<u>DMH Local Tax Matching - 0930</u>				
Mental Health	19,555,106.00	12,734,413.67	---	6,820,692.33
<u>Energy Futures - 0935</u>				
Economic Development	5,238,214.00	239,405.80	---	4,998,808.20
<u>Line of Duty Compensation- 0939</u>				
Labor and Industrial Relations	450,000.00	125,000.00	---	325,000.00

STATE OF MISSOURI
SUMMARY OF APPROPRIATIONS BY FUND AND DEPARTMENT
GENERAL REVENUE FUNDS
FOR THE APPROPRIATION YEAR 2016

	Appropriations	Expenditures and Appropriated Transfers Out	Reappropriations to 2017	Lapse of Appropriations
<u>Children's Special Health Care Needs - 0950</u>				
Health and Senior Services	30,000.00	19,093.36	---	10,906.64
<u>A+ Schools - 0955</u>				
Higher Education	37,000,000.00	32,538,939.72	---	4,461,060.28
<u>Recovery Audit and Compliance - 0974</u>				
Office of Administration	1,179.00	1,177.88	---	1.12
Social Services	1,282,087.00	97,939.01	---	1,184,147.99
<u>Foster Care and Adopt Parents Retention and Recruitment - 0979</u>				
Social Services	5,000.00	---	---	5,000.00
<u>AP Incentive Grant - 0983</u>				
Higher Education	100,000.00	8,500.00	---	91,500.00
<u>Puppy Protection Trust - 0985</u>				
Agriculture	1,000.00	---	---	1,000.00
<u>Developmental Disabilities Waiting List Equity Trust - 0986</u>				
Mental Health	10,000.00	1,100.00	---	8,900.00
Subtotals	11,227,630,620.00	10,743,875,469.76	82,635,893.00	401,119,257.24
Appropriated Transfers Out	4,850,202,124.00	4,514,870,662.02	---	335,331,461.98
Totals	<u>\$ 16,077,832,744.00</u>	<u>\$ 15,258,746,131.78</u>	<u>\$ 82,635,893.00</u>	<u>\$ 736,450,719.22</u>

STATE OF MISSOURI
SUMMARY OF APPROPRIATIONS BY FUND AND DEPARTMENT
FEDERAL FUNDS
FOR THE APPROPRIATION YEAR 2016

	Appropriations	Expenditures and Appropriated Transfers Out	Reappropriations to 2017	Lapse of Appropriations
<u>Vocational Rehabilitation - 0104</u>				
Office of Administration	\$ 27,833.00	\$ 27,831.94	\$ ---	\$ 1.06
Elementary and Secondary Education	99,629,078.00	94,619,584.57	---	5,009,493.43
<u>Elementary and Secondary Education - 0105</u>				
Office of Administration	60,193.00	15,531.81	---	44,661.19
Elementary and Secondary Education	989,363,369.00	885,521,156.78	---	103,842,212.22
<u>Office of the State Public Defender - 0112</u>				
Judiciary	125,000.00	---	---	125,000.00
<u>Pharmacy Rebates - 0114</u>				
Social Services	230,411,027.00	206,003,050.59	---	24,407,976.41
<u>State Auditor - Federal - 0115</u>				
Executive	901,565.00	620,614.93	---	280,950.07
<u>Higher Education - 0116</u>				
Higher Education	3,659,999.00	1,181,462.19	---	2,478,536.81
<u>Labor and Industrial Relations - Commission on Human Rights - 0117</u>				
Office of Administration	550.00	548.76	---	1.24
Labor and Industrial Relations	1,176,608.00	926,361.29	---	250,246.71
<u>Economic Development - Community Development Block Grant - Pass-through - 0118</u>				
Economic Development	69,725,000.00	33,014,210.00	---	36,710,790.00
<u>Third Party Liability Collections - 0120</u>				
Judiciary	391,977.00	298,317.68	---	93,659.32
Office of Administration	1,623.00	527.17	---	1,095.83
Social Services	17,095,201.00	16,334,880.42	---	760,320.58
<u>Public Safety - Juvenile Accountability Incentive Block Grant - 0121</u>				
Public Safety	671,987.00	272,283.31	---	399,703.69
<u>Labor and Industrial Relations Administrative - 0122</u>				
Office of Administration	3,943,578.00	3,016,710.72	---	926,867.28
Labor and Industrial Relations	4,269,237.00	3,353,675.31	---	915,561.69
<u>Economic Development - Community Development Block Grant - Administration - 0123</u>				
Executive	275,000.00	---	---	275,000.00
Office of Administration	410.00	---	---	410.00
Economic Development	1,091,060.00	595,018.42	---	496,041.58
<u>Multimodal Operations - 0126</u>				
Transportation	95,799,795.00	65,957,947.43	---	29,841,847.57

STATE OF MISSOURI
SUMMARY OF APPROPRIATIONS BY FUND AND DEPARTMENT
FEDERAL FUNDS
FOR THE APPROPRIATION YEAR 2016

	Appropriations	Expenditures and Appropriated Transfers Out	Reappropriations to 2017	Lapse of Appropriations
<u>Economic Development - 0129</u>				
Economic Development	9,386,222.00	2,948,474.98	---	6,437,747.02
<u>Corrections - 0130</u>				
Office of Administration	4,239.00	---	---	4,239.00
Corrections	5,120,976.00	1,988,106.67	---	3,132,869.33
<u>Revenue - Federal - 0132</u>				
Revenue	4,106,285.00	2,532,834.01	---	1,573,450.99
<u>Agriculture - 0133</u>				
Agriculture	5,670,117.00	2,822,238.93	---	2,847,878.07
<u>Office of Administration - 0135</u>				
Office of Administration	10,210,500.00	7,123,536.32	250,000.00	2,836,963.68
<u>Attorney General - 0136</u>				
Executive	6,196,407.00	3,149,042.55	---	3,047,364.45
Office of Administration	6,168.00	1,436.96	---	4,731.04
<u>Judiciary - 0137</u>				
Judiciary	10,712,713.00	5,722,753.40	---	4,989,959.60
Office of Administration	8,604.00	8,603.00	---	1.00
<u>Economic Development - Missouri Council on the Arts - 0138</u>				
Economic Development	977,653.00	589,608.43	---	388,044.57
<u>Natural Resources - 0140</u>				
Office of Administration	23,181.00	4,686.68	---	18,494.32
Natural Resources	90,805,228.00	30,051,410.80	3,548,479.00	57,205,338.20
<u>Health - 0143</u>				
Office of Administration	127,417.00	107,084.14	---	20,332.86
Health and Senior Services	933,509,074.00	894,346,092.43	---	39,162,981.57
Public Safety	1,254,329.00	1,093,997.65	---	160,331.35
<u>State Emergency Management - 0145</u>				
Office of Administration	7,468.00	---	---	7,468.00
Public Safety	15,385,282.00	10,054,751.52	---	5,330,530.48
<u>Mental Health Intergovernmental Transfer - 0147</u>				
Mental Health	8,000,100.00	4,057,202.00	---	3,942,898.00
<u>Mental Health - 0148</u>				
Office of Administration	77,910.00	77,909.13	---	0.87
Mental Health	1,038,783,474.00	862,235,515.10	---	176,547,958.90
<u>Transportation - Highway Safety - 0149</u>				
Transportation	19,575,341.00	16,951,875.60	---	2,623,465.40
<u>Secretary of State Records - 0150</u>				
Executive	50,000.00	43,614.66	---	6,385.34

STATE OF MISSOURI
SUMMARY OF APPROPRIATIONS BY FUND AND DEPARTMENT
FEDERAL FUNDS
FOR THE APPROPRIATION YEAR 2016

	Appropriations	Expenditures and Appropriated Transfers Out	Reappropriations to 2017	Lapse of Appropriations
<u>Public Safety - 0152</u>				
Office of Administration	2,590.00	---	---	2,590.00
Public Safety	75,205,021.00	25,324,122.31	---	49,880,898.69
<u>Job Development and Training - 0155</u>				
Office of Administration	29,461.00	9,752.24	---	19,708.76
Economic Development	117,617,728.00	66,092,856.60	---	51,524,871.40
<u>Election Admin Improvement - 0157</u>				
Executive	9,239,744.00	4,129,343.72	---	5,110,400.28
<u>Election Improvement Revolving Loan - 0158</u>				
Executive	50,000.00	41,360.95	---	8,639.05
<u>Title XIX - 0163</u>				
Social Services	3,835,682,810.00	3,610,474,803.52	---	225,208,006.48
<u>OA Information Technology - 0165</u>				
Office of Administration	70,845,199.00	50,541,634.81	---	20,303,564.19
<u>Secretary of State - Federal and Other - 0166</u>				
Executive	200,000.00	---	---	200,000.00
<u>Family Services Donations - 0167</u>				
Social Services	143,994.00	8,887.80	---	135,106.20
<u>Charter Public School Commission Federal - 0175</u>				
Elementary and Secondary Education	500,000.00	---	---	500,000.00
<u>Missouri Veterans Commission - 0184</u>				
Public Safety	11,685,026.00	818,291.52	9,857,041.00	1,009,693.48
<u>MCSAP/Division of Transportation - 0185</u>				
Transportation	1,999,725.00	1,724,780.68	---	274,944.32
<u>Division of Labor Standards - 0186</u>				
Labor and Industrial Relations	1,382,428.00	951,251.39	---	431,176.61
<u>Assistive Technology - 0188</u>				
Elementary and Secondary Education	834,694.00	568,925.52	---	265,768.48
<u>Federal and Other - 0189</u>				
Social Services	1,500,000.00	95,527.05	---	1,404,472.95
<u>Adjutant General - 0190</u>				
Office of Administration	13,863.00	9,964.02	---	3,898.98
Public Safety	65,048,496.00	31,265,822.27	22,582,346.00	11,200,327.73
<u>Labor and Industrial Relations - Crime Victims - Federal - 0191</u>				
Public Safety	3,900,000.00	2,997,962.00	---	902,038.00

**STATE OF MISSOURI
SUMMARY OF APPROPRIATIONS BY FUND AND DEPARTMENT
FEDERAL FUNDS
FOR THE APPROPRIATION YEAR 2016**

	<u>Appropriations</u>	<u>Expenditures and Appropriated Transfers Out</u>	<u>Reappropriations to 2017</u>	<u>Lapse of Appropriations</u>
<u>MDI - 0192</u>				
Insurance, Financial Institutions and Professional Registration	1,783,233.00	1,322,670.85	---	460,562.15
<u>Public Safety - Homeland Security - 0193</u>				
Public Safety	28,384,275.00	13,483,323.55	---	14,900,951.45
<u>Federal Drug Seizure - 0194</u>				
Public Safety	1,256,074.00	487,511.78	---	768,562.22
<u>Secretary of State - 0195</u>				
Executive	4,601,659.00	3,057,344.89	---	1,544,314.11
<u>Community Service Commission - 0197</u>				
Economic Development	3,945,863.00	3,926,039.58	---	19,823.42
<u>Temporary Assistance for Needy Families - 0199</u>				
Office of Administration	17,381.00	16,336.95	---	1,044.05
Social Services	196,140,599.00	138,303,437.47	---	57,837,161.53
<u>Social Services and Other Sources - 0610</u>				
Executive	500,000.00	---	---	500,000.00
Office of Administration	218,107.00	216,522.49	---	1,584.51
Social Services	832,384,767.00	683,603,273.68	123,163.00	148,658,330.32
<u>Missouri Disaster - 0663</u>				
Public Safety	100,809,094.00	74,661,706.79	---	26,147,387.21
<u>Abandoned Mine Reclamation - 0697</u>				
Natural Resources	178.00	---	---	178.00
<u>DYS Child Benefits Fund - 0727</u>				
Social Services	200,000.00	735.87	---	199,264.13
<u>GEAR-UP Scholarship Program - 0737</u>				
Higher Education	4,000,000.00	3,500,130.97	---	499,869.03
<u>Justice Assistance Grant Program - 0782</u>				
Office of Administration	1,491.00	---	---	1,491.00
Public Safety	5,323,281.00	3,968,065.89	---	1,355,215.11
<u>Energy Federal - 0866</u>				
Economic Development	23,698,613.00	6,179,489.77	---	17,519,123.23
<u>Unemployment Compensation Administration - 0948</u>				
Office of Administration	30,281.00	16,799.30	---	13,481.70
Labor and Industrial Relations	45,747,645.00	27,906,556.08	---	17,841,088.92

STATE OF MISSOURI
SUMMARY OF APPROPRIATIONS BY FUND AND DEPARTMENT
FEDERAL FUNDS
FOR THE APPROPRIATION YEAR 2016

	<u>Appropriations</u>	<u>Expenditures and Appropriated Transfers Out</u>	<u>Reappropriations to 2017</u>	<u>Lapse of Appropriations</u>
<u>Show-Me Heroes - 0995</u>				
Economic Development	500,000.00	240,072.24	---	259,927.76
<u>Federal Stimulus - Social Services - 2292</u>				
Social Services	<u>60,000,000.00</u>	<u>21,885,935.33</u>	<u>---</u>	<u>38,114,064.67</u>
Subtotals	9,184,042,098.00	7,935,501,728.16	36,361,029.00	1,212,179,340.84
Appropriated Transfers Out	<u>435,174,461.00</u>	<u>379,231,564.34</u>	<u>---</u>	<u>55,942,896.66</u>
Totals	<u><u>\$ 9,619,216,559.00</u></u>	<u><u>\$ 8,314,733,292.50</u></u>	<u><u>\$ 36,361,029.00</u></u>	<u><u>\$ 1,268,122,237.50</u></u>

STATE OF MISSOURI
SUMMARY OF APPROPRIATIONS BY FUND AND DEPARTMENT
SPECIAL REVENUE FUNDS
FOR THE APPROPRIATION YEAR 2016

	Appropriations	Expenditures and Appropriated Transfers Out	Reappropriations to 2017	Lapse of Appropriations
<u>Utilicare Stabilization - 0134</u>				
Economic Development	\$ 100.00	\$ ---	\$ ---	\$ 100.00
Social Services	4,000,000.00	3,863,521.00	---	136,479.00
<u>MO HealthNet Managed Care Organization Reimbursement Allowance - 0160</u>				
Social Services	5,000.00	3,926.07	---	1,073.93
<u>Nursing Facility Federal Reimbursement Allowance - 0196</u>				
Health and Senior Services	725,000.00	622,599.78	---	102,400.22
Social Services	335,881,325.00	329,469,264.59	---	6,412,060.41
<u>Motorcycle Safety Trust - 0246</u>				
Transportation	425,000.00	288,893.90	---	136,106.10
<u>School District Bonds - 0248</u>				
Elementary and Secondary Education	492,000.00	429,375.70	---	62,624.30
<u>Compulsive Gamblers - 0249</u>				
Mental Health	260,459.00	132,173.37	---	128,285.63
Public Safety	56,310.00	1,226.85	---	55,083.15
<u>Missouri Crime Prevention Information and Programming - 0253</u>				
Public Safety	1,000.00	---	---	1,000.00
<u>Missouri Housing Trust - 0254</u>				
Economic Development	4,450,000.00	3,056,342.56	---	1,393,657.44
<u>Treasurer's Information - 0255</u>				
Executive	8,000.00	926.85	---	7,073.15
<u>Elevator Safety - 0257</u>				
Office of Administration	10,190.00	9,368.25	---	821.75
Public Safety	496,747.00	430,750.11	---	65,996.89
<u>Missouri Arts Council Trust - 0262</u>				
Office of Administration	22,660.00	12,091.14	---	10,568.86
Economic Development	9,636,919.00	4,411,593.31	---	5,225,325.69
<u>Missouri Commission for the Deaf Board of Certification of Interpreters - 0264</u>				
Office of Administration	9,049.00	2,005.09	---	7,043.91
Elementary and Secondary Education	150,000.00	110,586.33	---	39,413.67
<u>Secretary of State's Technology Trust Account - 0266</u>				
Executive	2,786,350.00	2,582,032.97	---	204,317.03
<u>Missouri Air Emission Reduction - 0267</u>				
Natural Resources	1,516,066.00	1,085,214.51	---	430,851.49

STATE OF MISSOURI
SUMMARY OF APPROPRIATIONS BY FUND AND DEPARTMENT
SPECIAL REVENUE FUNDS
FOR THE APPROPRIATION YEAR 2016

	<u>Appropriations</u>	<u>Expenditures and Appropriated Transfers Out</u>	<u>Reappropriations to 2017</u>	<u>Lapse of Appropriations</u>
<u>Missouri National Guard</u>				
<u>Training Site - 0269</u>				
Public Safety	350,072.00	175,452.44	---	174,619.56
<u>Statewide Court Automation - 0270</u>				
Judiciary	5,218,031.00	4,454,989.86	---	763,041.14
<u>Nursing Facility Quality of Care - 0271</u>				
Office of Administration	422,198.00	266,661.25	---	155,536.75
Health and Senior Services	2,333,376.00	1,691,138.83	---	642,237.17
Social Services	169,247.00	159,428.40	---	9,818.60
<u>Division of Tourism Supplemental</u>				
<u>Revenue - 0274</u>				
Office of Administration	55,489.00	17,095.79	---	38,393.21
Economic Development	22,274,954.00	20,053,485.54	---	2,221,468.46
<u>Health Initiatives - 0275</u>				
Office of Administration	57,819.00	32,997.82	---	24,821.18
Health and Senior Services	1,657,105.00	1,606,336.48	---	50,768.52
Mental Health	6,526,166.00	6,524,468.91	---	1,697.09
Revenue	186,371.00	65,009.93	---	121,361.07
Social Services	25,775,573.00	24,803,916.62	---	971,656.38
<u>Mental Health Housing Trust - 0277</u>				
Mental Health	2,500.00	2,062.13	---	437.87
<u>Peace Officer Standards and</u>				
<u>Training Commission - 0281</u>				
Public Safety	1,400,000.00	1,164,503.36	---	235,496.64
<u>Gaming Proceeds for Education - 0285</u>				
Revenue	19,150.00	---	---	19,150.00
<u>Gaming Commission - 0286</u>				
Executive	147,633.00	147,616.44	---	16.56
Office of Administration	4,939.00	4,310.20	---	628.80
Public Safety	26,719,846.00	23,285,722.95	---	3,434,123.05
Revenue	5,000.00	---	---	5,000.00
Social Services	500,000.00	428,835.38	---	71,164.62
<u>Outstanding Schools Trust - 0287</u>				
Elementary and Secondary Education	836,800,062.00	836,690,295.50	---	109,766.50
<u>Mental Health Earnings - 0288</u>				
Office of Administration	727.00	726.04	---	0.96
Mental Health	11,817,193.00	7,881,376.48	---	3,935,816.52
<u>Bingo Proceeds for Education - 0289</u>				
Elementary and Secondary Education	1,876,355.00	1,775,147.01	---	101,207.99
Public Safety	5,000.00	---	---	5,000.00
<u>Grade Crossing Safety</u>				
<u>Account - 0290</u>				
Transportation	4,000,000.00	2,775,275.41	---	1,224,724.59

STATE OF MISSOURI
SUMMARY OF APPROPRIATIONS BY FUND AND DEPARTMENT
SPECIAL REVENUE FUNDS
FOR THE APPROPRIATION YEAR 2016

	<u>Appropriations</u>	<u>Expenditures and Appropriated Transfers Out</u>	<u>Reappropriations to 2017</u>	<u>Lapse of Appropriations</u>
<u>Lottery Proceeds - 0291</u>				
Office of Administration	97,124.00	71,291.71	---	25,832.29
Elementary and Secondary Education	160,578,092.00	160,575,092.00	---	3,000.00
Higher Education	94,402,585.00	91,568,713.26	---	2,833,871.74
<u>Animal Health Laboratory Fee - 0292</u>				
Office of Administration	5,925.00	5,925.00	---	---
Agriculture	1,053,386.00	946,925.88	---	106,460.12
<u>Mammography - 0293</u>				
Office of Administration	4,637.00	2,844.17	---	1,792.83
Health and Senior Services	103,234.00	92,112.80	---	11,121.20
<u>Animal Care Reserve - 0295</u>				
Office of Administration	10,068.00	7,477.20	---	2,590.80
Agriculture	547,823.00	293,950.51	---	253,872.49
<u>Elderly Home-Delivered Meals Trust - 0296</u>				
Office of Administration	10,970.00	10,970.00	---	---
Health and Senior Services	62,958.00	53,543.00	---	9,415.00
<u>Highway Patrol Inspection - 0297</u>				
Public Safety	569,402.00	469,124.43	---	100,277.57
<u>Missouri Public Health Services - 0298</u>				
Office of Administration	974,834.00	562,743.04	---	412,090.96
Health and Senior Services	7,893,104.00	6,529,573.86	---	1,363,530.14
<u>Livestock Brands - 0299</u>				
Office of Administration	2,998.00	---	---	2,998.00
Agriculture	30,807.00	20,262.41	---	10,544.59
<u>Veterans' Commission Capital Improvement Trust - 0304</u>				
Office of Administration	120,815.00	120,427.90	---	387.10
Public Safety	28,784,789.00	11,146,594.15	16,249,311.00	1,388,883.85
<u>Missouri State Water Patrol - 0400</u>				
Public Safety	3,922,744.00	3,007,550.35	---	915,193.65
<u>Commodity Council Merchandising - 0406</u>				
Office of Administration	3,364.00	5.16	---	3,358.84
Agriculture	96,801.00	72,236.62	---	24,564.38
<u>DHE Out-of-State Program - 0420</u>				
Higher Education	54,725.00	22,593.43	---	32,131.57
<u>Statutory Revision - 0546</u>				
Legislature	209,005.00	99,305.62	---	109,699.38

STATE OF MISSOURI
SUMMARY OF APPROPRIATIONS BY FUND AND DEPARTMENT
SPECIAL REVENUE FUNDS
FOR THE APPROPRIATION YEAR 2016

	Appropriations	Expenditures and Appropriated Transfers Out	Reappropriations to 2017	Lapse of Appropriations
<u>Division of Credit Unions - 0548</u>				
Office of Administration	13,306.00	13,241.56	---	64.44
Insurance, Financial Institutions and Professional Registration	1,297,931.00	1,114,773.96	---	183,157.04
<u>Division of Finance - 0550</u>				
Office of Administration	178,593.00	134,940.51	---	43,652.49
Insurance, Financial Institutions and Professional Registration	8,884,640.00	8,172,705.65	---	711,934.35
<u>Insurance Examiners - 0552</u>				
Office of Administration	129,648.00	39,364.63	---	90,283.37
Insurance, Financial Institutions and Professional Registration	4,227,004.00	3,631,373.15	---	595,630.85
<u>Natural Resources Protection - 0555</u>				
Natural Resources	6,603,584.00	6,261,982.41	---	341,601.59
<u>Deaf Relay Service and Equipment Distribution Program - 0559</u>				
Office of Administration	12,990.00	---	---	12,990.00
Economic Development	2,495,808.00	769,057.09	---	1,726,750.91
Elementary and Secondary Education	1,886,023.00	1,133,577.62	---	752,445.38
<u>Endowed Care Cemetery Audit - 0562</u>				
Health and Senior Services	2,899.00	1,411.91	---	1,487.09
<u>Missouri Works Community College New Job Training Program - 0563</u>				
Economic Development	16,000,000.00	2,816,373.51	---	13,183,626.49
<u>Professional and Practical Nursing Student Loan and Nurse Loan Repayment - 0565</u>				
Office of Administration	7,199.00	2,923.13	---	4,275.87
Health and Senior Services	615,413.00	588,774.89	---	26,638.11
<u>Insurance Dedicated - 0566</u>				
Office of Administration	938,467.00	742,622.27	---	195,844.73
Insurance, Financial Institutions and Professional Registration	10,457,555.00	9,333,558.86	---	1,123,996.14
Health and Senior Services	1,000,000.00	1,000,000.00	---	---
<u>Natural Resources Protection - Water Pollution Permit Fee Subaccount - 0568</u>				
Executive	51,803.00	51,771.76	---	31.24
Office of Administration	3,237.00	---	---	3,237.00
Natural Resources	23,784,904.00	12,703,918.09	---	11,080,985.91
<u>Solid Waste Management - Scrap Tire Subaccount - 0569</u>				
Natural Resources	3,635,015.00	1,314,246.08	---	2,320,768.92
Revenue	15,000.00	---	---	15,000.00

STATE OF MISSOURI
SUMMARY OF APPROPRIATIONS BY FUND AND DEPARTMENT
SPECIAL REVENUE FUNDS
FOR THE APPROPRIATION YEAR 2016

	<u>Appropriations</u>	<u>Expenditures and Appropriated Transfers Out</u>	<u>Reappropriations to 2017</u>	<u>Lapse of Appropriations</u>
<u>Solid Waste Management - 0570</u>				
Executive	43,317.00	43,317.00	---	---
Office of Administration	5,760.00	118.03	---	5,641.97
Natural Resources	19,432,409.00	9,109,091.80	---	10,323,317.20
<u>Aquaculture Marketing Development - 0573</u>				
Agriculture	11,000.00	4,851.01	---	6,148.99
<u>Metallic Minerals Waste Management - 0575</u>				
Natural Resources	75,854.00	23,347.54	---	52,506.46
<u>Local Records Preservation - 0577</u>				
Executive	1,748,812.00	644,004.02	---	1,104,807.98
<u>Spinal Cord Injury - 0578</u>				
Higher Education	1,500,000.00	1,500,000.00	---	---
<u>Veterans Trust - 0579</u>				
Public Safety	73,812.00	73,812.00	---	---
<u>Livestock Sales and Markets Fees - 0581</u>				
Office of Administration	260.00	---	---	260.00
Agriculture	30,690.00	5,000.04	---	25,689.96
<u>Manufactured Housing - 0582</u>				
Economic Development	753,407.00	368,649.11	---	384,757.89
<u>Natural Resources Protection - Air Pollution Asbestos Fee Subaccount - 0584</u>				
Natural Resources	262,355.00	132,555.69	---	129,799.31
<u>Underground Storage Tank Regulation Program - 0586</u>				
Natural Resources	151,380.00	70,214.56	---	81,165.44
<u>Chemical Emergency Preparedness - 0587</u>				
Office of Administration	15,892.00	5,664.87	---	10,227.13
Public Safety	994,608.00	768,691.01	---	225,916.99
<u>Motor Vehicle Commission - 0588</u>				
Executive	50,763.00	50,763.00	---	---
Office of Administration	112,069.00	96,062.41	---	16,006.59
Revenue	970,654.00	784,772.91	---	185,881.09
<u>Health Spa Regulatory - 0589</u>				
Executive	5,000.00	5,000.00	---	---
<u>State Forensic Laboratory - 0591</u>				
Public Safety	726,833.00	669,972.98	---	56,860.02

STATE OF MISSOURI
SUMMARY OF APPROPRIATIONS BY FUND AND DEPARTMENT
SPECIAL REVENUE FUNDS
FOR THE APPROPRIATION YEAR 2016

	Appropriations	Expenditures and Appropriated Transfers Out	Reappropriations to 2017	Lapse of Appropriations
<u>Services to Victims - 0592</u>				
Public Safety	3,685,106.00	3,367,640.57	---	317,465.43
<u>Natural Resources Protection -</u>				
<u>Air Pollution Permit Fee</u>				
<u>Subaccount - 0594</u>				
Executive	42,786.00	42,786.00	---	---
Natural Resources	6,599,673.00	4,025,187.71	---	2,574,485.29
<u>Children's Service Commission - 0601</u>				
Elementary and Secondary Education	8,000.00	---	---	8,000.00
<u>Water and Wastewater Loan</u>				
<u>Revolving - 0602</u>				
Natural Resources	444,626,394.00	132,431,717.33	---	312,194,676.67
<u>Public Service Commission - 0607</u>				
Office of Administration	4,894.00	409.26	---	4,484.74
Economic Development	15,235,654.00	13,697,616.11	---	1,538,037.89
<u>Conservation Commission - 0609</u>				
Executive	47,457.00	47,454.10	---	2.90
Office of Administration	1,440,462.00	911,319.99	---	529,142.01
Conservation	201,805,752.00	170,541,225.87	26,053,101.00	5,211,425.13
Revenue	575,696.00	569,329.72	---	6,366.28
<u>Parks Sales Tax - 0613</u>				
Executive	22,399.00	22,398.75	---	0.25
Office of Administration	249,601.00	79,499.29	---	170,101.71
Natural Resources	45,897,927.00	36,252,377.10	8,231,622.00	1,413,927.90
<u>Soil and Water Sales Tax - 0614</u>				
Executive	36,567.00	36,566.94	---	0.06
Office of Administration	5,760.00	---	---	5,760.00
Natural Resources	50,204,760.00	46,045,102.86	---	4,159,657.14
<u>Apple Merchandising - 0615</u>				
Agriculture	11,000.00	---	---	11,000.00
<u>State School Money - 0616</u>				
Elementary and Secondary Education	184,508,762.00	184,501,873.28	---	6,888.72
Revenue	25,000.00	8,546.33	---	16,453.67
<u>Handicapped Children's Trust - 0618</u>				
Elementary and Secondary Education	200,000.00	---	---	200,000.00
<u>Social Services Educational</u>				
<u>Improvement - 0620</u>				
Office of Administration	16,718.00	6,198.46	---	10,519.54
Social Services	7,083,210.00	6,230,581.53	50,813.00	801,815.47
<u>Blind Pension - 0621</u>				
Social Services	34,313,866.00	30,844,395.29	---	3,469,470.71

**STATE OF MISSOURI
SUMMARY OF APPROPRIATIONS BY FUND AND DEPARTMENT
SPECIAL REVENUE FUNDS
FOR THE APPROPRIATION YEAR 2016**

	<u>Appropriations</u>	<u>Expenditures and Appropriated Transfers Out</u>	<u>Reappropriations to 2017</u>	<u>Lapse of Appropriations</u>
<u>Tort Victims Compensation - 0622</u>				
Labor and Industrial Relations	1,004,836.00	13.24	---	1,004,822.76
<u>State Seminary Moneys - 0623</u>				
Higher Education	275,000.00	46,750.00	---	228,250.00
<u>Livestock Dealer Law Enforcement and Administration - 0624</u>				
Office of Administration	95.00	---	---	95.00
<u>State Board of Accountancy - 0627</u>				
Insurance, Financial Institutions and Professional Registration	461,468.00	448,892.17	---	12,575.83
<u>State Board of Podiatric Medicine - 0629</u>				
Insurance, Financial Institutions and Professional Registration	13,734.00	13,243.86	---	490.14
<u>State Board of Chiropractic Examiners - 0630</u>				
Insurance, Financial Institutions and Professional Registration	131,820.00	54,998.07	---	76,821.93
<u>Board of Embalmers and Funeral Directors - 0633</u>				
Insurance, Financial Institutions and Professional Registration	164,200.00	163,738.06	---	461.94
<u>Board of Registration for Healing Arts - 0634</u>				
Insurance, Financial Institutions and Professional Registration	2,619,032.00	2,113,236.12	---	505,795.88
<u>State Board of Nursing - 0635</u>				
Office of Administration	228.00	226.52	---	1.48
Insurance, Financial Institutions and Professional Registration	1,821,119.00	1,531,390.81	---	289,728.19
<u>Optometry - 0636</u>				
Insurance, Financial Institutions and Professional Registration	34,726.00	8,789.32	---	25,936.68
<u>Board of Pharmacy - 0637</u>				
Insurance, Financial Institutions and Professional Registration	1,768,362.00	1,440,958.92	---	327,403.08
<u>Real Estate Commission - 0638</u>				
Office of Administration	1,240.00	1,238.82	---	1.18
Insurance, Financial Institutions and Professional Registration	1,212,438.00	909,102.46	---	303,335.54
<u>Veterinary Medical Board - 0639</u>				
Insurance, Financial Institutions and Professional Registration	107,975.00	35,464.43	---	72,510.57

STATE OF MISSOURI
SUMMARY OF APPROPRIATIONS BY FUND AND DEPARTMENT
SPECIAL REVENUE FUNDS
FOR THE APPROPRIATION YEAR 2016

	Appropriations	Expenditures and Appropriated Transfers Out	Reappropriations to 2017	Lapse of Appropriations
<u>State Highways and Transportation</u>				
<u>Department - 0644</u>				
Office of Administration	2,948,062.00	2,632,707.69	---	315,354.31
Transportation	30,035,240.00	16,646,184.72	---	13,389,055.28
Public Safety	243,988,707.00	222,532,849.43	5,420,734.00	16,035,123.57
Revenue	26,794,821.00	23,490,804.27	---	3,304,016.73
<u>Milk Inspection Fees - 0645</u>				
Office of Administration	4,961.00	191.26	---	4,769.74
Agriculture	1,394,287.00	969,902.11	---	424,384.89
<u>Health and Senior Services</u>				
<u>Document Services - 0646</u>				
Office of Administration	108,323.00	224.21	---	108,098.79
Health and Senior Services	194,906.00	11,830.91	---	183,075.09
<u>Grain Inspection Fees - 0647</u>				
Office of Administration	53,035.00	18,007.71	---	35,027.29
Agriculture	2,405,180.00	2,321,110.90	---	84,069.10
<u>Water and Wastewater Loan - 0649</u>				
Natural Resources	191,577,234.00	53,522,117.62	---	138,055,116.38
<u>Tourism Marketing - 0650</u>				
Economic Development	24,500.00	7,746.90	---	16,753.10
<u>Workers' Compensation - 0652</u>				
Executive	590,543.00	367,293.75	---	223,249.25
Office of Administration	352,831.00	314,816.43	---	38,014.57
Labor and Industrial Relations	20,520,530.00	9,788,871.70	---	10,731,658.30
Revenue	2,000,000.00	308,555.28	---	1,691,444.72
<u>Workers' Compensation - Second</u>				
<u>Injury - 0653</u>				
Executive	3,213,026.00	2,926,520.45	---	286,505.55
Office of Administration	4,977.00	2,160.00	---	2,817.00
Labor and Industrial Relations	120,391,230.00	103,548,896.44	---	16,842,333.56
<u>Railroad Expense - 0659</u>				
Transportation	1,086,448.00	762,559.84	---	323,888.16
<u>Groundwater Protection - 0660</u>				
Office of Administration	18.00	---	---	18.00
Natural Resources	644,041.00	537,498.76	---	106,542.24
<u>State Contracted Manufacturing</u>				
<u>Dairy Plant Inspection and Grading</u>				
<u>Fee - 0661</u>				
Agriculture	4,552.00	---	---	4,552.00
<u>Petroleum Inspection - 0662</u>				
Office of Administration	6,141.00	6,140.00	---	1.00
Agriculture	3,197,073.00	1,728,331.07	---	1,468,741.93
Revenue	36,838.00	28,684.12	---	8,153.88

STATE OF MISSOURI
SUMMARY OF APPROPRIATIONS BY FUND AND DEPARTMENT
SPECIAL REVENUE FUNDS
FOR THE APPROPRIATION YEAR 2016

	Appropriations	Expenditures and Appropriated Transfers Out	Reappropriations to 2017	Lapse of Appropriations
<u>Missouri Land Survey - 0668</u>				
Office of Administration	178,285.00	10,159.36	---	168,125.64
Agriculture	1,203,544.00	866,419.60	---	337,124.40
<u>Legal Defense and Defender - 0670</u>				
Judiciary	2,983,293.00	1,282,644.62	---	1,700,648.38
Office of Administration	6,903.00	---	---	6,903.00
<u>Criminal Record System - 0671</u>				
Health and Senior Services	333.00	---	---	333.00
Public Safety	14,095,862.00	11,241,428.08	---	2,854,433.92
<u>Motor Fuel Tax - 0673</u>				
Revenue	188,000,000.00	185,676,268.58	---	2,323,731.42
<u>State Transportation - 0675</u>				
Transportation	3,573,744.00	3,415,886.08	---	157,857.92
<u>Hazardous Waste - 0676</u>				
Executive	323,872.00	323,352.68	---	519.32
Office of Administration	8,706.00	6,442.78	---	2,263.22
Health and Senior Services	271,570.00	243,706.96	---	27,863.04
Natural Resources	5,673,371.00	3,582,774.87	---	2,090,596.13
<u>Dental Board - 0677</u>				
Insurance, Financial Institutions and Professional Registration	624,380.00	395,131.67	---	229,248.33
<u>State Board for Architects, Professional Engineers, Land Surveyors and Landscape Architects - 0678</u>				
Insurance, Financial Institutions and Profession Registration	692,179.00	496,738.19	---	195,440.81
<u>Safe Drinking Water - 0679</u>				
Executive	14,990.00	14,990.00	---	---
Office of Administration	3,235.00	1,929.34	---	1,305.66
Health and Senior Services	434,532.00	396,256.19	---	38,275.81
Natural Resources	3,460,911.00	2,682,850.02	---	778,060.98
<u>Missouri Office of Prosecution Services - 0680</u>				
Executive	2,067,061.00	782,533.15	---	1,284,527.85
<u>Crime Victims' Compensation - 0681</u>				
Judiciary	887,200.00	868,273.35	---	18,926.65
Office of Administration	30,476.00	12,631.86	---	17,844.14
Public Safety	6,799,118.00	5,275,621.98	---	1,523,496.02
<u>Agriculture Business Development - 0683</u>				
Office of Administration	2,491.00	---	---	2,491.00
Agriculture	455,304.00	354,066.60	---	101,237.40

**STATE OF MISSOURI
SUMMARY OF APPROPRIATIONS BY FUND AND DEPARTMENT
SPECIAL REVENUE FUNDS
FOR THE APPROPRIATION YEAR 2016**

	<u>Appropriations</u>	<u>Expenditures and Appropriated Transfers Out</u>	<u>Reappropriations to 2017</u>	<u>Lapse of Appropriations</u>
<u>Fair Share - 0687</u>				
Revenue	11,000.00	3,798.36	---	7,201.64
<u>School District Trust - 0688</u>				
Elementary and Secondary Education	854,000,000.00	854,000,000.00	---	---
<u>Children's Trust - 0694</u>				
Office of Administration	3,711,969.00	2,155,702.39	---	1,556,266.61
Health and Senior Services	13,495.00	7,059.75	---	6,435.25
<u>Highway Patrol's Motor Vehicle, Aircraft, Watercraft Revolving - 0695</u>				
Public Safety	8,191,800.00	7,959,212.81	---	232,587.19
<u>Meramec-Onondaga State Parks - 0698</u>				
Natural Resources	85,000.00	83,558.58	---	1,441.42
<u>Oil and Gas Remedial - 0699</u>				
Natural Resources	165,673.00	---	---	165,673.00
<u>Proprietary School Certification - 0729</u>				
Office of Administration	58,130.00	48,979.45	---	9,150.55
Higher Education	303,936.00	213,347.77	---	90,588.23
<u>War on Terror Unemployment Compensation - 0736</u>				
Labor and Industrial Relations	90,000.00	---	---	90,000.00
<u>Brain Injury - 0742</u>				
Health and Senior Services	875,000.00	637,037.98	---	237,962.02
<u>Boiler and Pressure Vessels Safety - 0744</u>				
Office of Administration	14,520.00	14,476.62	---	43.38
Public Safety	452,008.00	441,751.07	---	10,256.93
<u>State Capitol Commission - 0745</u>				
Office of Administration	25,000.00	---	---	25,000.00
<u>Missouri Pet Spay/Neuter - 0747</u>				
Agriculture	50,000.00	14,200.00	---	35,800.00
<u>Storm Water Loan Revolving - 0754</u>				
Natural Resources	6,514,341.00	---	---	6,514,341.00
<u>Rural Water and Sewer Loan Revolving - 0755</u>				
Natural Resources	1,800,165.00	335,421.95	---	1,464,743.05
<u>Basic Civil Legal Services - 0757</u>				
Judiciary	5,096,662.00	4,063,191.08	---	1,033,470.92

**STATE OF MISSOURI
SUMMARY OF APPROPRIATIONS BY FUND AND DEPARTMENT
SPECIAL REVENUE FUNDS
FOR THE APPROPRIATION YEAR 2016**

	<u>Appropriations</u>	<u>Expenditures and Appropriated Transfers Out</u>	<u>Reappropriations to 2017</u>	<u>Lapse of Appropriations</u>
<u>Highway Patrol Traffic Records - 0758</u>				
Public Safety	389,827.00	190,066.94	---	199,760.06
<u>Antiterrorism - 0759</u>				
Public Safety	10,000.00	3,524.46	---	6,475.54
<u>Life Sciences Research Trust - 0763</u>				
Social Services	44,500,000.00	30,713,934.00	---	13,786,066.00
<u>Youth Services Products - 0764</u>				
Social Services	5,000.00	---	---	5,000.00
<u>Missouri State Archives - St. Louis Trust - 0770</u>				
Executive	1.00	---	---	1.00
<u>DNA Profiling Analysis - 0772</u>				
Public Safety	1,600,776.00	1,095,075.46	---	505,700.54
<u>Revenue Specialty Plate - 0775</u>				
Revenue	22,599.00	5,250.00	---	17,349.00
<u>Missouri Rx Plan - 0779</u>				
Office of Administration	15,000.00	15,000.00	---	---
Social Services	9,358,578.00	7,169,506.45	---	2,189,071.55
<u>Putative Father Registry - 0780</u>				
Office of Administration	12,300.00	5,123.27	---	7,176.73
Health and Senior Services	130,211.00	116,416.21	---	13,794.79
<u>Missouri Commission for the Deaf and Assistive Technology Trust - 0781</u>				
Elementary and Secondary Education	1,080,000.00	849,327.08	---	230,672.92
<u>Economic Development Advancement - 0783</u>				
Office of Administration	1,229.00	---	---	1,229.00
Economic Development	2,293,480.00	2,292,848.79	---	631.21
Natural Resources	111,789.00	95,672.13	---	16,116.87
<u>Classroom Trust - 0784</u>				
Elementary and Secondary Education	343,456,910.00	329,899,994.72	---	13,556,915.28
<u>Board of Cosmetology and Barber Examiners - 0785</u>				
Insurance, Financial Institutions and Professional Registration	273,899.00	266,188.20	---	7,710.80
<u>Part C Early Intervention - 0788</u>				
Elementary and Secondary Education	13,000,000.00	7,270,673.23	---	5,729,326.77
<u>Access Missouri Financial Assistance - 0791</u>				
Higher Education	69,500,000.00	68,208,489.60	---	1,291,510.40

**STATE OF MISSOURI
SUMMARY OF APPROPRIATIONS BY FUND AND DEPARTMENT
SPECIAL REVENUE FUNDS
FOR THE APPROPRIATION YEAR 2016**

	<u>Appropriations</u>	<u>Expenditures and Appropriated Transfers Out</u>	<u>Reappropriations to 2017</u>	<u>Lapse of Appropriations</u>
<u>Consumer Restitution - 0792</u>				
Insurance, Financial Institutions and Professional Registration	5,000.00	---	---	5,000.00
<u>Attorney General Trust - 0794</u>				
Executive	4,000,000.00	91,862.65	---	3,908,137.35
<u>Geologic Resources - 0801</u>				
Natural Resources	135,756.00	94,369.31	---	41,386.69
<u>Veterinary Student Loan Payment - 0803</u>				
Agriculture	180,000.00	116,400.00	---	63,600.00
<u>Missouri Explosives Safety Act Administration - 0804</u>				
Public Safety	98,112.00	82,266.61	---	15,845.39
<u>Rebuild Damaged Infrastr - 0814</u>				
Office of Administration	8,443,663.00	8,443,663.00	---	---
<u>Fire Education - 0821</u>				
Public Safety	320,000.00	282,962.96	---	37,037.04
<u>Boll Weevil Suppression and Eradication - 0823</u>				
Agriculture	64,534.00	2,566.92	---	61,967.08
<u>Organ Donor Program - 0824</u>				
Office of Administration	22,000.00	21,594.53	---	405.47
Health and Senior Services	267,680.00	182,323.44	---	85,356.56
<u>Child Labor Enforcement - 0826</u>				
Office of Administration	14,995.00	41.78	---	14,953.22
Labor and Industrial Relations	179,450.00	5,800.97	---	173,649.03
<u>Inmate Incarceration Reimbursement Act Revolving - 0828</u>				
Executive	150,900.00	143,873.58	---	7,026.42
Corrections	750,000.00	9.28	---	749,990.72
<u>State Court Administration Revolving - 0831</u>				
Judiciary	230,000.00	82,144.74	---	147,855.26
<u>Concentrated Animal Feeding Operation Indemnity - 0834</u>				
Natural Resources	60,450.00	---	---	60,450.00
<u>State Document Preservation - 0836</u>				
Executive	25,000.00	---	---	25,000.00
<u>State Transportation Assistance Revolving - 0841</u>				
Transportation	1,000,000.00	994.80	---	999,005.20

**STATE OF MISSOURI
SUMMARY OF APPROPRIATIONS BY FUND AND DEPARTMENT
SPECIAL REVENUE FUNDS
FOR THE APPROPRIATION YEAR 2016**

	<u>Appropriations</u>	<u>Expenditures and Appropriated Transfers Out</u>	<u>Reappropriations to 2017</u>	<u>Lapse of Appropriations</u>
<u>Criminal Justice Network and Technology Revolving - 0842</u>				
Public Safety	2,819,050.00	1,979,089.41	---	839,960.59
<u>Youth Services Treatment - 0843</u>				
Social Services	999.00	---	---	999.00
<u>Missouri Office of Prosecution Services Revolving - 0844</u>				
Executive	150,000.00	36,232.30	---	113,767.70
<u>Judiciary Education and Training - 0847</u>				
Judiciary	1,547,820.00	1,361,390.10	---	186,429.90
<u>Missouri Supplemental Tax Increment Financing - 0848</u>				
Economic Development	16,400,000.00	15,462,328.76	---	937,671.24
<u>Domestic Relations Resolution - 0852</u>				
Judiciary	300,000.00	197,956.92	---	102,043.08
<u>Correctional Substance Abuse Earnings - 0853</u>				
Corrections	140,000.00	119,183.50	---	20,816.50
<u>Missouri Wine Marketing and Research Development - 0855</u>				
Agriculture	111,000.00	31,035.12	---	79,964.88
<u>Early Childhood Development, Education and Care - 0859</u>				
Office of Administration	24,111.00	6,057.86	---	18,053.14
Elementary and Secondary Education	34,746,575.00	34,009,418.66	---	737,156.34
Health and Senior Services	272,753.00	264,564.38	---	8,188.62
Social Services	9,309,093.00	8,627,228.82	---	681,864.18
<u>Charter Public School Commission Revolving - 0860</u>				
Elementary and Secondary Education	750,000.00	---	---	750,000.00
<u>MODEX - 0867</u>				
Public Safety	851,508.00	666,629.50	---	184,878.50
<u>Kids' Chance Scholarship - 0878</u>				
Higher Education	15,000.00	8,000.00	---	7,000.00
<u>Guaranty Agency Operating - 0880</u>				
Office of Administration	839,504.00	391,050.67	---	448,453.33
Higher Education	19,272,558.00	10,231,978.21	---	9,040,579.79
<u>Federal Student Loan Reserve - 0881</u>				
Higher Education	170,000,000.00	87,868,935.21	---	82,131,064.79

**STATE OF MISSOURI
SUMMARY OF APPROPRIATIONS BY FUND AND DEPARTMENT
SPECIAL REVENUE FUNDS
FOR THE APPROPRIATION YEAR 2016**

	<u>Appropriations</u>	<u>Expenditures and Appropriated Transfers Out</u>	<u>Reappropriations to 2017</u>	<u>Lapse of Appropriations</u>
<u>Missouri Alternative Fuel Vehicle Loan - 0886</u>				
Economic Development	2,050.00	---	---	2,050.00
<u>Missouri Public Broadcasting Corporation Special - 0887</u>				
Economic Development	800,000.00	776,000.00	---	24,000.00
<u>World War II Memorial Trust - 0891</u>				
Public Safety	375,000.00	370,720.89	---	4,279.11
<u>Blindness Education, Screening and Treatment Program - 0892</u>				
Social Services	349,000.00	349,000.00	---	---
<u>Workers Memorial - 0895</u>				
Labor and Industrial Relations	40,000.00	---	---	40,000.00
<u>Dry-Cleaning Environmental Response Trust - 0898</u>				
Natural Resources	470,926.00	168,879.50	---	302,046.50
<u>Missouri National Guard Trust - 0900</u>				
Office of Administration	4,154.00	1,241.00	---	2,913.00
Public Safety	5,166,276.00	2,857,718.87	---	2,308,557.13
<u>Agriculture Development - 0904</u>				
Office of Administration	880.00	5.16	---	874.84
Agriculture	218,660.00	83,459.99	---	135,200.01
<u>Mined Land Reclamation - 0906</u>				
Executive	14,956.00	14,956.00	---	---
Natural Resources	1,388,884.00	398,274.29	---	990,609.71
<u>Manufactured Housing Consumer Recovery - 0909</u>				
Economic Development	192,000.00	3,565.00	---	188,435.00
<u>Babler State Park - 0911</u>				
Natural Resources	130,499.00	108,176.47	---	22,322.53
<u>Deputy Sheriff Salary Supplementation - 0913</u>				
Public Safety	7,200,000.00	4,320,379.58	---	2,879,620.42
<u>Governor's Council on Physical Fitness Institution Gift Trust - 0924</u>				
Health and Senior Services	47,500.00	---	---	47,500.00
<u>Mental Health Trust - 0926</u>				
Mental Health	1,468,700.00	853,247.17	---	615,452.83
<u>Cigarette Fire Safety and Firefighter Protection - 0937</u>				
Public Safety	30,809.00	24,425.60	---	6,383.40

STATE OF MISSOURI
SUMMARY OF APPROPRIATIONS BY FUND AND DEPARTMENT
SPECIAL REVENUE FUNDS
FOR THE APPROPRIATION YEAR 2016

	Appropriations	Expenditures and Appropriated Transfers Out	Reappropriations to 2017	Lapse of Appropriations
<u>Special Employment Security - 0949</u>				
Office of Administration	111,599.00	96,570.69	---	15,028.31
Economic Development	2,216,038.00	1,669,005.32	---	547,032.68
Labor and Industrial Relations	11,525,818.00	4,943,125.15	68,971.00	6,513,721.85
<u>State Fair Trust - 0951</u>				
Agriculture	9,900.00	3,092.00	---	6,808.00
<u>Aviation Trust - 0952</u>				
Office of Administration	1,313.00	1,311.89	---	1.11
Transportation	11,314,277.00	7,315,319.17	---	3,998,957.83
Revenue	50,000.00	5,772.00	---	44,228.00
<u>Unemployment Automation - 0953</u>				
Office of Administration	13,104,717.00	12,091,685.31	---	1,013,031.69
Labor and Industrial Relations	707,785.00	707,361.37	---	423.63
<u>Ambulance Service Reimbursement Allowance - 0958</u>				
Office of Administration	11.00	10.55	---	0.45
Social Services	22,997,342.00	22,905,040.25	---	92,301.75
<u>Agriculture Protection - 0970</u>				
Office of Administration	137,752.00	34,801.70	---	102,950.30
Agriculture	7,683,036.00	7,034,824.91	---	648,211.09
<u>State Mine Inspection - 0973</u>				
Labor and Industrial Relations	53,961.00	45,633.16	---	8,327.84
<u>Livestock Feed and Crop Loan Program - 0978</u>				
Agriculture	13,211.00	---	---	13,211.00
<u>Tobacco Control Special - 0984</u>				
Revenue	44,773.00	---	---	44,773.00
<u>Large Carnivore - 0988</u>				
Agriculture	5,000.00	---	---	5,000.00
<u>Medicaid Provider Enrollment - 0990</u>				
Social Services	51,500.00	49,991.54	---	1,508.46
<u>WWI Memorial Trust - 0993</u>				
Public Safety	150,000.00	130,000.00	---	20,000.00
Subtotals	5,336,431,782.00	4,473,565,270.40	56,074,552.00	806,791,959.60
Appropriated Transfers Out	2,020,205,755.00	1,769,925,841.93	---	250,279,913.07
Totals	<u>\$ 7,356,637,537.00</u>	<u>\$ 6,243,491,112.33</u>	<u>\$ 56,074,552.00</u>	<u>\$ 1,057,071,872.67</u>

**STATE OF MISSOURI
SUMMARY OF APPROPRIATIONS BY FUND AND DEPARTMENT
DEBT SERVICE FUNDS
FOR THE APPROPRIATION YEAR 2016**

	Appropriations	Expenditures and Appropriated Transfers Out	Reappropriations to 2017	Lapse of Appropriations
<u>Water Pollution Control Bond and Interest - Series A 2003 - 0203</u>				
Office of Administration	\$ 2,472,344.00	\$ 2,472,343.75	\$ ---	\$ 0.25
<u>Fourth State Building Bond and Interest - Series A 2005 - 0206</u>				
Office of Administration	11,804,125.00	11,804,125.00	---	---
<u>Water Pollution Control Bond and Interest - Series A 2007 - 0207</u>				
Office of Administration	1,992,332.00	1,992,331.25	---	0.75
<u>Water Pollution Control Bond and Interest - Series A 2010 - 0209</u>				
Office of Administration	9,621,625.00	9,621,625.00	---	---
<u>Fourth State Building Bond and Interest - Series A 2010 - 0210</u>				
Office of Administration	1,068,375.00	1,068,375.00	---	---
<u>Stormwater Control Bond and Interest - Series A 2010 - 0211</u>				
Office of Administration	1,787,250.00	1,787,250.00	---	---
<u>Fourth State Building Bond and Interest - Series A 2012 - 0212</u>				
Office of Administration	12,006,400.00	12,006,400.00	---	---
<u>Water Pollution Control Bond and Interest - Series A 2012 - 0213</u>				
Office of Administration	14,280,250.00	14,280,250.00	---	---
<u>Water Pollution Control Bond and Interest - Series A 2005 - 0218</u>				
Office of Administration	8,876,125.00	8,876,125.00	---	---
<u>Stormwater Control Bond and Interest - Series A 2005 - 0219</u>				
Office of Administration	3,331,250.00	3,331,250.00	---	---
<u>Stormwater Control Bond and Interest - Series A 2002 - 0239</u>				
Office of Administration	571,900.00	571,900.00	---	---
<u>State Road Bond - 0319</u>				
Transportation	175,265,550.00	175,265,548.86	---	1.14
<u>Fulton State Hospital Bond and Interest - Series A 2014 - 0396</u>				
Office of Administration	14,200,000.00	5,658,818.76	---	8,541,181.24
Subtotals	257,277,526.00	248,736,342.62	---	8,541,183.38
Appropriated Transfers Out	35,763.00	35,761.73	---	1.27
Totals	\$ 257,313,289.00	\$ 248,772,104.35	\$ ---	\$ 8,541,184.65

STATE OF MISSOURI
SUMMARY OF APPROPRIATIONS BY FUND AND DEPARTMENT
CAPITAL PROJECTS FUNDS
FOR THE APPROPRIATION YEAR 2016

	Appropriations	Expenditures and Appropriated Transfers Out	Reappropriations to 2017	Lapse of Appropriations
<u>Stormwater Control -</u>				
<u>Series A 2002 - 37H - 0302</u>				
Natural Resources	\$ 10,000.00	\$ ---	\$ ---	\$ 10,000.00
<u>BPB Series A 2015 Bond</u>				
<u>Proceeds - 0312</u>				
Higher Education	37,311,634.00	17,893,027.49	19,418,606.00	0.51
<u>BPB Series B 2015 Capitol Bond</u>				
<u>Proceeds - 0313</u>				
Office of Administration	75,000,000.00	2,533,635.23	72,466,364.00	0.77
<u>BPB Series B 2015 State Facilities</u>				
<u>Bond Proceeds - 0316</u>				
Office of Administration	13,444,468.00	83,788.52	13,360,679.00	0.48
Agriculture	2,876,500.00	---	2,876,500.00	---
Elementary and Secondary Education	4,499,739.00	74,613.75	4,425,125.00	0.25
Mental Health	15,006,465.00	592,643.32	14,413,821.00	0.68
Natural Resources	10,000,000.00	258,626.73	9,741,372.00	1.27
Public Safety	14,500,000.00	293,441.10	14,206,558.00	0.90
Social Services	3,970,367.00	56,920.35	3,913,446.00	0.65
Corrections	13,521,545.00	415,238.32	13,106,306.00	0.68
<u>BPB Series B 2015 Education Bond</u>				
<u>Proceeds - 0317</u>				
Higher Education	161,500,000.00	14,245,567.86	147,254,423.00	9.14
<u>State Road - 0320</u>				
Office of Administration	683,660.00	110,308.90	---	573,351.10
Transportation	1,828,708,804.00	1,595,211,960.09	---	233,496,843.91
<u>State Road - Series 2008 - 0321</u>				
Transportation	1.00	---	---	1.00
<u>Water Pollution Control</u>				
<u>Series A 2007 - 37G - 0329</u>				
Natural Resources	10,000.00	---	---	10,000.00
<u>Water Pollution Control</u>				
<u>Series A 2007 - 37E - 0330</u>				
Natural Resources	20,000.00	---	---	20,000.00
<u>State Historical Society</u>				
<u>Series A 2016 - 0390</u>				
Office of Administration	35,000,000.00	349,655.85	34,650,344.00	0.15
Higher Education	8,000,000.00	---	---	8,000,000.00
<u>Fulton State Hospital Series A</u>				
<u>2014 Bond Proceeds - 0397</u>				
Mental Health	196,459,036.00	34,459,508.35	161,999,527.00	0.65
Subtotals	2,420,522,219.00	1,666,578,935.86	511,833,071.00	242,110,212.14
Appropriated Transfers Out	18,417,956.00	16,179,043.72	---	2,238,912.28
Totals	<u>\$ 2,438,940,175.00</u>	<u>\$ 1,682,757,979.58</u>	<u>\$ 511,833,071.00</u>	<u>\$ 244,349,124.42</u>

STATE OF MISSOURI
SUMMARY OF APPROPRIATIONS BY FUND AND DEPARTMENT
PERMANENT FUNDS
FOR THE APPROPRIATION YEAR 2016

	<u>Appropriations</u>	<u>Expenditures and Appropriated Transfers Out</u>	<u>Reappropriations to 2017</u>	<u>Lapse of Appropriations</u>
<u>Confederate Memorial Park - 0812</u>				
Natural Resources	\$ 165.00	\$ ---	\$ ---	\$ 165.00
<u>Champ W. Smith and Mary C. Smith Memorial Endowment Trust - 0873</u>				
Health and Senior Services	<u>10,000.00</u>	<u>---</u>	<u>---</u>	<u>10,000.00</u>
Subtotals	10,165.00	---	---	10,165.00
Appropriated Transfers Out	<u>6,397.00</u>	<u>6,396.73</u>	<u>---</u>	<u>0.27</u>
Totals	<u>\$ 16,562.00</u>	<u>\$ 6,396.73</u>	<u>\$ ---</u>	<u>\$ 10,165.27</u>

**STATE OF MISSOURI
SUMMARY OF APPROPRIATIONS BY FUND AND DEPARTMENT
ENTERPRISE FUNDS
FOR THE APPROPRIATION YEAR 2016**

	Appropriations	Expenditures and Appropriated Transfers Out	Reappropriations to 2017	Lapse of Appropriations
<u>Federal Surplus Property - 0407</u>				
Office of Administration	\$ 3,101,235.00	\$ 2,174,762.40	\$ ---	\$ 926,472.60
<u>Single-Purpose Animal Facilities</u>				
<u>Loan Program - 0408</u>				
Office of Administration	1,155.00	15.47	---	1,139.53
Agriculture	161,823.00	78,024.83	---	83,798.17
<u>Single-Purpose Animal Facilities</u>				
<u>Loan Guarantee - 0409</u>				
Agriculture	201,046.00	---	---	201,046.00
<u>State Fair Fee - 0410</u>				
Office of Administration	31,654.00	9,810.58	---	21,843.42
Agriculture	4,706,978.00	4,122,118.63	---	584,859.37
<u>Agricultural Product Utilization</u>				
<u>and Business Development</u>				
<u>Loan Guarantee - 0411</u>				
Agriculture	624,501.00	---	---	624,501.00
<u>Agricultural Product Utilization</u>				
<u>Grant - 0413</u>				
Agriculture	100.00	75.17	---	24.83
<u>Missouri Dairy Industry</u>				
<u>Revitalization - 0414</u>				
Agriculture	2,500,000.00	---	---	2,500,000.00
<u>State Parks Earnings - 0415</u>				
Office of Administration	27,465.00	6,915.87	---	20,549.13
Natural Resources	56,325,715.00	37,633,213.21	15,134,565.00	3,557,936.79
<u>Natural Resources Revolving</u>				
<u>Services - 0425</u>				
Natural Resources	2,996,243.00	2,662,458.11	---	333,784.89
<u>Land Survey Revolving Service - 0426</u>				
Agriculture	80,000.00	75,949.52	---	4,050.48
<u>Historic Preservation Revolving - 0430</u>				
Natural Resources	2,537,676.00	451,450.88	500,000.00	1,586,225.12
<u>Missouri Veterans' Homes - 0460</u>				
Office of Administration	1,465,995.00	922,137.40	---	543,857.60
Public Safety	77,994,356.00	73,906,067.09	---	4,088,288.91
<u>Petroleum Storage Tank</u>				
<u>Insurance - 0585</u>				
Executive	79,620.00	71,914.83	---	7,705.17
Office of Administration	115.00	114.15	---	0.85
Natural Resources	23,113,018.00	18,641,606.11	---	4,471,411.89
Revenue	28,905.00	25,893.13	---	3,011.87

STATE OF MISSOURI
SUMMARY OF APPROPRIATIONS BY FUND AND DEPARTMENT
ENTERPRISE FUNDS
FOR THE APPROPRIATION YEAR 2016

	<u>Appropriations</u>	<u>Expenditures and Appropriated Transfers Out</u>	<u>Reappropriations to 2017</u>	<u>Lapse of Appropriations</u>
<u>State Environmental Improvement</u>				
<u>Authority - 0654</u>				
Natural Resources	1.00	---	---	1.00
<u>Lottery Enterprise - 0657</u>				
Executive	61,447.00	61,423.68	---	23.32
Office of Administration	4,752.00	3,121.48	---	1,630.52
Revenue	236,186,471.00	233,443,139.16	1,450,281.00	1,293,050.84
<u>Missouri Wine and Grape - 0787</u>				
Office of Administration	10,117.00	9,885.63	---	231.37
Agriculture	1,880,483.00	1,744,419.30	---	136,063.70
Subtotals	414,120,871.00	376,044,516.63	17,084,846.00	20,991,508.37
Appropriated Transfers Out	<u>348,557,517.00</u>	<u>345,261,411.28</u>	<u>---</u>	<u>3,296,105.72</u>
Totals	<u>\$ 762,678,388.00</u>	<u>\$ 721,305,927.91</u>	<u>\$ 17,084,846.00</u>	<u>\$ 24,287,614.09</u>

STATE OF MISSOURI
SUMMARY OF APPROPRIATIONS BY FUND AND DEPARTMENT
INTERNAL SERVICE FUNDS
FOR THE APPROPRIATION YEAR 2016

	Appropriations	Expenditures and Appropriated Transfers Out	Reappropriations to 2017	Lapse of Appropriations
<u>Mental Health Interagency</u>				
<u>Payments - 0109</u>				
Mental Health	\$ 13,668,052.00	\$ 8,837,043.77	\$ ---	\$ 4,831,008.23
<u>Natural Resources Cost</u>				
<u>Allocation - 0500</u>				
Office of Administration	5,716,545.00	5,334,870.19	---	381,674.81
Natural Resources	6,297,838.00	5,970,636.59	---	327,201.41
<u>State Facility Maintenance and</u>				
<u>Operation - 0501</u>				
Office of Administration	58,981,076.00	56,900,831.25	---	2,080,244.75
<u>DIFP Administrative - 0503</u>				
Office of Administration	129,500.00	40,079.05	---	89,420.95
Insurance, Financial Institutions and Professional Registration	180,898.00	168,920.22	---	11,977.78
<u>Office of Administration Revolving</u>				
<u>Administrative Trust - 0505</u>				
Office of Administration	26,151,860.00	16,984,305.90	241,582.00	8,925,972.10
Mental Health	8,300.00	8,300.00	---	---
<u>Working Capital Revolving - 0510</u>				
Office of Administration	237,721.00	104,787.96	---	132,933.04
Corrections	30,638,255.00	23,622,384.58	---	7,015,870.42
<u>Central Check Mailing Service</u>				
<u>Revolving - 0515</u>				
Executive	237,139.00	82,523.78	---	154,615.22
<u>House of Representatives</u>				
<u>Revolving - 0520</u>				
Legislature	45,000.00	9,666.56	---	35,333.44
<u>Supreme Court Publications</u>				
<u>Revolving - 0525</u>				
Judiciary	150,000.00	33,712.95	---	116,287.05
<u>Adjutant General Revolving - 0530</u>				
Public Safety	25,000.00	10,000.00	---	15,000.00
<u>Senate Revolving - 0535</u>				
Legislature	40,000.00	---	---	40,000.00
<u>Inmate - 0540</u>				
Office of Administration	15,200.00	---	---	15,200.00
Mental Health	3,513,879.00	2,763,779.00	---	750,100.00
Corrections	12,373,742.00	6,608,813.28	---	5,764,928.72
<u>Social Services Administrative</u>				
<u>Trust - 0545</u>				
Office of Administration	400,649.00	26,444.00	---	374,205.00
Social Services	1,204,385.00	1,011,901.85	---	192,483.15

STATE OF MISSOURI
SUMMARY OF APPROPRIATIONS BY FUND AND DEPARTMENT
INTERNAL SERVICE FUNDS
FOR THE APPROPRIATION YEAR 2016

	<u>Appropriations</u>	<u>Expenditures and Appropriated Transfers Out</u>	<u>Reappropriations to 2017</u>	<u>Lapse of Appropriations</u>
<u>Economic Development</u>				
<u>Administrative - 0547</u>				
Office of Administration	1,174,075.00	102,167.58	---	1,071,907.42
Economic Development	1,246,037.00	833,755.06	---	412,281.94
<u>Professional Registration</u>				
<u>Fees - 0689</u>				
Office of Administration	1,960,767.00	929,738.35	---	1,031,028.65
Insurance, Financial Institutions and Professional Registration	5,041,290.00	4,380,401.56	---	660,888.44
<u>MO Revolving Info Tech Trust - 0980</u>				
Office of Administration	94,388,071.00	70,441,617.28	---	23,946,453.72
Subtotals	263,825,279.00	205,206,680.76	241,582.00	58,377,016.24
Appropriated Transfers Out	<u>28,157,750.00</u>	<u>22,616,680.44</u>	---	<u>5,541,069.56</u>
Totals	<u>\$ 291,983,029.00</u>	<u>\$ 227,823,361.20</u>	<u>\$ 241,582.00</u>	<u>\$ 63,918,085.80</u>

**STATE OF MISSOURI
SUMMARY OF APPROPRIATIONS BY FUND AND DEPARTMENT
AGENCY FUNDS
FOR THE APPROPRIATION YEAR 2016**

	<u>Appropriations</u>	<u>Expenditures and Appropriated Transfers Out</u>	<u>Reappropriations to 2017</u>	<u>Lapse of Appropriations</u>
<u>American Cancer Society, Heartland Division, Inc. - 0700</u>				
Revenue	\$ 12,200.00	\$ 9,088.02	\$ ---	\$ 3,111.98
<u>State Retirement Contributions - 0701</u>				
Office of Administration	338,706,920.00	318,496,253.96	---	20,210,666.04
<u>Social Security Contributions - 0702</u>				
Office of Administration	158,795,974.00	147,007,467.25	---	11,788,506.75
<u>ALS Lou Gehrig's Disease - 0703</u>				
Revenue	3,500.00	3,423.28	---	76.72
<u>Muscular Dystrophy Association - 0707</u>				
Revenue	2,500.00	884.52	---	1,615.48
<u>Arthritis Foundation - 0708</u>				
Revenue	2,500.00	1,368.44	---	1,131.56
<u>National Multiple Sclerosis Society - 0709</u>				
Revenue	3,500.00	1,879.70	---	1,620.30
<u>Proceeds of Surplus Property Sales - 0710</u>				
Office of Administration	299,894.00	254,456.71	---	45,437.29
<u>American Diabetes Association Gateway Area - 0713</u>				
Revenue	4,500.00	3,014.07	---	1,485.93
<u>American Heart Association - 0714</u>				
Revenue	3,800.00	3,793.86	---	6.14
<u>March of Dimes - 0716</u>				
Revenue	4,500.00	2,307.42	---	2,192.58
<u>Missouri Community College Job Retention Training Program - 0717</u>				
Economic Development	10,000,000.00	6,452,185.62	---	3,547,814.38
<u>Circuit Courts Escrow - 0718</u>				
Judiciary	2,468,089.00	2,235,559.99	---	232,529.01
<u>Missouri Military Family Relief - 0719</u>				
Public Safety	150,000.00	116,291.30	---	33,708.70

STATE OF MISSOURI
SUMMARY OF APPROPRIATIONS BY FUND AND DEPARTMENT
AGENCY FUNDS
FOR THE APPROPRIATION YEAR 2016

	Appropriations	Expenditures and Appropriated Transfers Out	Reappropriations to 2017	Lapse of Appropriations
<u>Debt Offset Escrow - 0753</u>				
Judiciary	1,200,000.00	995,229.25	---	204,770.75
Elementary and Secondary Education	1,000.00	---	---	1,000.00
Higher Education	6,636,000.00	4,060,848.00	---	2,575,152.00
Health and Senior Services	29,995.00	6,147.97	---	23,847.03
Labor and Industrial Relations	5,000,000.00	1,167,694.72	---	3,832,305.28
Mental Health	100,000.00	9,201.43	---	90,798.57
Revenue	1,164,119.00	906,536.92	---	257,582.08
Social Services	9,000,000.00	3,102,318.86	---	5,897,681.14
<u>Agriculture Bond Trustee - 0756</u>				
Agriculture	129,000.00	---	---	129,000.00
<u>Proprietary School Bond - 0760</u>				
Higher Education	400,000.00	---	---	400,000.00
<u>Missouri Consolidated Health Care Plan Benefit - 0765</u>				
Office of Administration	391,550,559.00	388,314,146.43	---	3,236,412.57
<u>Missouri State Employees' Voluntary Life Insurance - 0910</u>				
Office of Administration	3,900,000.00	3,611,967.94	---	288,032.06
<u>Breast Cancer Awareness Trust - 0915</u>				
Health and Senior Services	5,000.00	4,981.89	---	18.11
<u>Pediatric Cancer Res Trust - 0959</u>				
Revenue	6,000.00	5,822.75	---	177.25
<u>American Red Cross Trust - 0987</u>				
Revenue	7,000.00	4,489.23	---	2,510.77
Subtotals	929,586,550.00	876,777,359.53	---	52,809,190.47
Appropriated Transfers Out	4,603,500.00	3,125,980.81	---	1,477,519.19
Totals	\$ 934,190,050.00	\$ 879,903,340.34	\$ ---	\$ 54,286,709.66

STATE OF MISSOURI
SUMMARY OF APPROPRIATIONS BY FUND AND DEPARTMENT
PRIVATE PURPOSE TRUST FUNDS
FOR THE APPROPRIATION YEAR 2016

	<u>Appropriations</u>	<u>Expenditures and Appropriated Transfers Out</u>	<u>Reappropriations to 2017</u>	<u>Lapse of Appropriations</u>
<u>Abandoned Fund Account - 0863</u>				
Executive	\$ 43,142,856.00	\$ 40,820,770.70	\$ ---	\$ 2,322,085.30
<u>State Seminary - 0872</u>				
Higher Education	3,000,000.00	---	---	3,000,000.00
<u>Alternative Care Trust - 0905</u>				
Social Services	<u>15,000,000.00</u>	<u>12,509,805.35</u>	<u>---</u>	<u>2,490,194.65</u>
Subtotals	61,142,856.00	53,330,576.05	---	7,812,279.95
Appropriated Transfers Out	<u>54,368,990.00</u>	<u>54,232,535.84</u>	<u>---</u>	<u>136,454.16</u>
Totals	<u><u>\$ 115,511,846.00</u></u>	<u><u>\$ 107,563,111.89</u></u>	<u><u>\$ ---</u></u>	<u><u>\$ 7,948,734.11</u></u>

**STATE OF MISSOURI
SUMMARY OF APPROPRIATION ACTIVITY
GENERAL FUND - GENERAL REVENUE FUNDS
FOR THE APPROPRIATION YEAR 2016**

	H.B. No.	Appr. No.	Appropriations	Expenditures and Transfers Out	Reappropriations to 2017	Lapse of Appropriations
<u>LEGISLATURE</u>						
LEGISLATURE LEASING	13.005	7488	\$ 7,452.00	\$ 7,212.45	\$ ---	\$ 239.55
LEGISLATURE STATE OWNED	13.010	7771	1,603,550.00	1,555,443.00	---	48,107.00
<u>Senate</u>						
SENATORS' SALARIES	12.500	0003	1,226,610.00	1,166,400.81	---	60,209.19
SENATORS' MILEAGE	12.500	0004	87,406.00	60,096.14	---	27,309.86
SENATORS' PER DIEM	12.500	0005	226,100.00	226,100.00	---	---
JOINT CONTINGENT EXP E&E	12.500	1052	225,000.00	104,129.32	---	120,870.68
JOINT COMM ON ADMIN RULE	12.525	4189	137,005.00	128,511.87	---	8,493.13
JOINT COMM RETIREMENT SYS	12.525	4190	166,673.00	128,500.86	---	38,172.14
JOINT COMM EDUCATION	12.525	9201	74,962.00	67,175.38	---	7,786.62
SENATE CONTINGENT EXP	12.500	9801	10,292,633.00	9,212,213.65	---	1,080,419.35
<u>House of Representatives</u>						
REPS EXP VOUCHERS	12.505	1532	1,370,285.00	1,100,099.81	---	270,185.19
REPRESENTATIVES SALARIES	12.505	4257	5,861,145.00	5,794,928.73	---	66,216.27
REPRESENTATIVES MILEAGE	12.505	4258	395,491.00	307,423.01	---	88,067.99
REPRESENTATIVES PER DIEM	12.505	4259	1,290,960.00	1,247,504.00	---	43,456.00
HOUSE CONTINGENT EXPENSES	12.505	6725	12,240,833.00	11,266,698.49	---	974,134.51
NATL CONF ON ST LEGISLTRS	12.510	9000	240,000.00	240,000.00	---	---
<u>Committee on Legislative Research</u>						
COMM ON LEG RESEARCH	12.515	0013	550,000.00	544,994.64	---	5,005.36
<u>Legislative Research - Oversight</u>						
LEG RESEARCH OVERSIGHT	12.515	3084	803,270.00	632,518.33	---	170,751.67
I-70 FEASIBILITY STUDY	12.515	9826	250,000.00	---	---	250,000.00
<u>JUDICIARY</u>						
JUDICIARY LEASING	13.005	6083	2,172,770.00	2,102,709.83	---	70,060.17
JUDICIARY STATE OWNED	13.010	7789	218,384.00	211,832.00	---	6,552.00
STWIDE FMRF EXPENDITURE (Fund 0124)	18.025	9268	2.00	---	2.00	---
<u>Judicial Proceedings and Review</u>						
JUD PROCEED & REVIEW PS	12.300	0030	2,756,206.00	2,751,004.36	---	5,201.64
JUD PROCEED & REVIEW E&E	12.300	0033	1,237,409.00	1,237,222.31	---	186.69
SUP COURT JUDGES SALARIES	12.300	0907	1,200,113.00	1,199,352.37	---	760.63

Office of State Courts Administrator

STATE COURTS ADMIN E&E	12.305	0039	858,559.00	858,558.61	---	0.39
STATE COURTS ADMIN PS	12.305	0524	6,421,658.00	6,408,725.18	---	12,932.82
ICM SUPPORT E&E	12.305	7083	3,708,298.00	3,688,485.76	---	19,812.24
OPD TRANSCRIPT COSTS	12.305	8689	582,053.00	506,189.20	---	75,863.80
JAPSER CO JUV DET CNTR	12.340	9612	100,000.00	100,000.00	---	---

Court of Appeals

APPEALS WEST DIST PS	12.315	0041	1,904,099.00	1,904,028.66	---	70.34
APPEALS WEST DIST E&E	12.315	0044	539,395.00	539,391.03	---	3.97
APPEALS EAST DIST PS	12.315	0046	2,604,975.00	2,510,006.61	---	94,968.39
APPEALS EAST DIST E&E	12.315	0050	558,369.00	558,368.25	---	0.75
APPEALS SOUTH DIST PS	12.315	0052	1,200,268.00	1,200,263.47	---	4.53
APPEALS-SOUTH DIST E&E	12.315	0054	239,475.00	239,468.63	---	6.37
JUDGES SALARIES WEST DIST	12.315	0847	1,666,938.00	1,666,682.48	---	255.52
JUDGES SALARIES EAST DIST	12.315	0848	2,098,467.00	2,070,452.29	---	28,014.71
JUDGES SALARIES SOUTH PS	12.315	0849	1,089,517.00	1,089,516.68	---	0.32

Circuit Courts

CP-JUDGES-COMM PS	12.320	0853	51,665,495.00	51,612,803.38	---	52,691.62
CP-STATUTORY PS	12.320	0856	15,401,521.00	15,376,481.93	---	25,039.07
JUVENILE PERSONNEL	12.320	2902	7,579,900.00	7,579,900.00	---	---
CP-NON-STATUTORY PS	12.320	3354	65,077,294.00	65,075,119.34	---	2,174.66
CASA PROGRAMS	12.320	4366	300,000.00	300,000.00	---	---
CIRCUIT PERSONNEL E&E	12.320	5274	5,850,166.00	5,651,278.13	---	198,887.87
13TH CIRCUIT SEC ASSIST	12.335	9611	51,885.00	20,279.76	---	31,605.24
CASA PROGRAMS (Fund 0590)	12.320	5196	100,000.00	75,411.21	---	24,588.79

Drug Court Coord Commission

DRUG COURTS E&E (Fund 0733)	12.330	5197	6,723,698.00	6,478,075.76	---	245,622.24
DRUG COURTS PS (Fund 0733)	12.330	5902	206,807.00	182,931.52	---	23,875.48

Other Programs

CRRD-INVESTIGATOR PS	12.320	1208	2,729.00	1,387.40	---	1,341.60
RETIR DISCPL & REMOVE PS	12.320	2204	189,798.00	189,788.51	---	9.49
RETIR. DISCPL & REMOV E&E	12.320	2205	56,867.00	56,740.93	---	126.07
APPELLATE JUDICIAL COMM	12.300	4211	7,741.00	7,659.06	---	81.94

Public Defender System

PUBLIC DEFENDER SVS PS	12.400	0911	27,865,647.00	27,865,646.48	---	0.52
PUBLIC DEFENDER SVS E&E	12.400	0912	4,835,292.00	4,835,292.00	---	---

Extraordinary

EXTRAORDINARY EXP/CONFLCT	12.400	8727	3,721,071.00	3,721,071.00	---	---
---------------------------	--------	------	--------------	--------------	-----	-----

**STATE OF MISSOURI
SUMMARY OF APPROPRIATION ACTIVITY
GENERAL FUND - GENERAL REVENUE FUNDS
FOR THE APPROPRIATION YEAR 2016**

	H.B. No.	Appr. No.	Appropriations	Expenditures and Transfers Out	Reappropriations to 2017	Lapse of Appropriations
<u>EXECUTIVE</u>						
<u>Governor's Office</u>						
GOVERNORS OFFICE ST OWNED	13.010	2662	361,031.00	361,031.00	---	---
SPECIAL AUDITS	12.015	2749	30,000.00	22,838.10	---	7,161.90
GOVERNOR'S OFFICE	12.005	5600	2,044,907.00	2,044,192.35	---	714.65
GOV SECURITY DETAIL PS	12.005	9783	1,718,432.00	1,660,459.78	---	57,972.22
GOV SECURITY DETAIL EE	12.005	9784	68,000.00	67,913.80	---	86.20
<u>Mansion Operating</u>						
MANSION OPERATING EXP	12.005	5599	98,715.00	98,404.64	---	310.36
<u>National Guard Emergency Duty</u>						
NATIONAL GUARD EMERGENCY	12.010	0064	4,000,001.00	1,074,384.19	---	2,925,616.81
<u>Lieutenant Governor</u>						
LIEUTENANT GOVERNOR PS	12.025	0072	406,351.00	383,000.40	---	23,350.60
LT GOV OFFICE ST OWNED	13.010	2664	30,032.00	30,032.00	---	---
LIEUTENANT GOVERNOR E&E	12.025	5914	50,677.00	21,925.78	---	28,751.22
<u>Secretary of State</u>						
SEC OF STATE LEASING	13.005	6080	578,032.00	522,647.20	---	55,384.80
SEC OF STATE STATE OWNED	13.010	7773	934,368.00	906,337.00	---	28,031.00
SEC OF STATE STATE OWNED (Fund 0829)	13.010	7776	12,881.00	12,881.00	---	---
<u>Elections</u>						
ELECTIONS PUBLIC NOTICE	12.055	0079	100,000.00	---	---	100,000.00
ABSENTEE BALLOTS	12.060	2041	50,000.00	49,990.17	---	9.83
SPECIAL ELECTION COSTS (Fund 0686)	12.075	0787	7,776,574.00	7,776,574.00	---	---
<u>Securities</u>						
INVESTORS' RESTITUTION (Fund 0741)	12.050	5925	2,000,000.00	229,002.56	---	1,770,997.44
SEC OF STATE PS (Fund 0829)	12.035	5532	779,649.00	422,916.46	---	356,732.54
SEC OF STATE E&E (Fund 0829)	12.035	5533	947,964.00	209,643.11	---	738,320.89
<u>Business Services</u>						
SEC OF STATE PS	12.035	0073	7,511,529.00	7,509,334.44	---	2,194.56
SEC OF STATE E&E	12.035	0077	1,458,509.00	1,413,519.16	---	44,989.84
REFUNDS	12.045	0080	50,000.00	38,169.46	---	11,830.54

Library Services

REAL	12.102	1048	2,000,000.00	2,000,000.00	---	---
STATE AID PUBLIC LIBRARY	12.100	4196	723,776.00	723,776.00	---	---
LIBRARY NETWORKING FUND (Fund 0822)	12.110	4200	900,000.00	780,360.80	---	119,639.20

Wolfner Library

SEC OF STATE E&E (Fund 0928)	12.035	4195	30,000.00	18,126.33	---	11,873.67
------------------------------	--------	------	-----------	-----------	-----	-----------

State Auditor

STATE AUDITOR PS	12.145	0084	5,260,426.00	5,071,059.66	---	189,366.34
STATE AUDITOR E&E	12.145	0087	1,307,859.00	1,140,834.69	---	167,024.31
AUDITOR LEASING	13.005	3192	8,339.00	7,541.97	---	797.03
AUDITOR STATE OWNED	13.010	7777	178,285.00	172,936.00	---	5,349.00
STATE AUDITOR PS (Fund 0648)	12.145	8486	844,948.00	197,068.04	---	647,879.96
STATE AUDITOR E&E (Fund 0648)	12.145	8487	31,616.00	31,573.72	---	42.28

State Treasurer

DUPLICATE/OUTLAWED CHECKS	12.155	0093	2,150,000.00	2,136,558.30	---	13,441.70
LINKED DEPOSIT REFUNDS	12.175	8364	2,500.00	290.33	---	2,209.67
MODEX EE	12.150	9782	250,000.00	---	---	250,000.00
STATE TREASURER PS (Fund 0164)	12.150	0844	1,619,632.00	1,436,735.08	---	182,896.92
STATE TREASURER E&E (Fund 0164)	12.150	0845	270,672.00	236,907.59	---	33,764.41
TREASURER STATE OWNED (Fund 0164)	13.010	7788	179,681.00	179,681.00	---	---

Attorney General

ATTORNEY GENERAL PS	12.195	0095	11,013,331.00	10,776,341.19	---	236,989.81
MEDICAID FRAUD UNIT E&E	12.205	1678	393,949.00	170,746.24	---	223,202.76
ATTORNEY GENERAL LEASING	13.005	3184	341,488.00	331,287.45	---	10,200.55
MEDICAID FRAUD UNIT PS	12.205	3336	325,392.00	253,662.89	---	71,729.11
ATTORNEY GENERAL E&E	12.195	7586	2,339,017.00	2,328,075.34	---	10,941.66
ATTORNEY GENERAL ST OWNED	13.010	7778	435,145.00	422,091.00	---	13,054.00
ATTORNEY GENERAL E&E (Fund 0603)	12.195	2218	187,000.00	187,000.00	---	---
ATTORNEY GENERAL PS (Fund 0631)	12.195	1529	1,662,994.00	1,632,708.73	---	30,285.27
ATTORNEY GENERAL E&E (Fund 0631)	12.195	2315	2,190,176.00	1,033,472.60	---	1,156,703.40
BROADWAY BLDG RENOVATIONS (Fund 0631)	17.330	8633	184,794.00	175,794.12	---	8,999.88
ATTORNEY GENERAL PS (Fund 0666)	12.195	2215	384,536.00	249,929.01	---	134,606.99
ATTORNEY GENERAL E&E (Fund 0666)	12.195	3003	254,400.00	39,259.91	---	215,140.09

Office of Prosecution Services

OFFICE OF PROS SVS PS	12.210	2933	74,235.00	73,706.55	---	528.45
OFFICE OF PROS SVS E&E	12.210	2937	34,900.00	34,713.73	---	186.27

STATE OF MISSOURI
SUMMARY OF APPROPRIATION ACTIVITY
GENERAL FUND - GENERAL REVENUE FUNDS
FOR THE APPROPRIATION YEAR 2016

	H.B. No.	Appr. No.	Appropriations	Expenditures and Transfers Out	Reappropriations to 2017	Lapse of Appropriations
<u>OFFICE OF ADMINISTRATION</u>						
<u>Commissioner's Office</u>						
COMMISSIONER'S OFFICE PS	05.005	0123	636,539.00	618,913.16	---	17,625.84
COMMISSIONER'S OFFICE E&E	05.005	2139	72,368.00	68,636.32	---	3,731.68
OFF EQUAL OPPORTUNITY PS	05.005	3568	210,718.00	184,792.65	---	25,925.35
OFF EQUAL OPPORTUNITY EE	05.005	3571	89,312.00	89,311.93	---	0.07
ALTERNATIVES TO ABORTION	05.155	8044	2,033,561.00	1,870,297.55	---	163,263.45
ALT TO ABORTION AWARENESS	05.155	8301	75,000.00	60,758.09	---	14,241.91
REGIONAL PLANNING COMM	05.280	9184	100,000.00	97,000.00	---	3,000.00
STATEWIDE DUES	05.255	9241	114,200.00	114,200.00	---	---
DISPARITY STUDY-DONATED (Fund 0722)	05.005	8116	80,000.00	2,250.00	---	77,750.00
<u>Division of Accounting</u>						
REFUND DED W/H IN ERROR	05.500	0037	36,000.00	9,711.42	---	26,288.58
ACCOUNTING PS	05.010	0154	2,109,586.00	1,966,254.68	---	143,331.32
ACCOUNTING E&E	05.010	0157	116,895.00	116,816.07	---	78.93
BPB BOND ISSUANCE COSTS	19.015	1199	400,000.00	231,625.12	---	168,374.88
UNEMPLOYMENT BENEFITS	05.480	2238	1,636,058.00	800,729.46	---	835,328.54
NEW JOBS TRAINING CERTIF	05.205	2832	1.00	---	---	1.00
CMIA-FEDERAL PAYMENTS	05.220	2833	300,000.00	7,016.00	---	292,984.00
HR CONTINGENCY	05.515	3062	36,000.00	---	---	36,000.00
BPB ANNUAL FEES/EXPENSES	05.165	5275	30,654.00	16,127.00	---	14,527.00
L/P DEBT PAYMENTS	05.170	5281	13,665,732.00	13,665,731.26	---	0.74
MU BASKETBALL ARENA	05.175	5732	2,532,400.00	2,532,400.00	---	---
DEBT MANAGEMENT	05.200	6933	83,300.00	51,253.75	---	32,046.25
BPB DEBT SERVICE	05.160	8002	49,513,188.00	49,006,577.49	---	506,610.51
PROSECUTIONS/CAP CASE	05.270	9183	30,000.00	26,000.00	---	4,000.00
CAFETERIA PLAN	05.510	9301	1.00	---	---	1.00
BARTLE HALL	05.210	9352	2,000,000.00	2,000,000.00	---	---
EDWARD JONES	05.215	9353	12,000,000.00	12,000,000.00	---	---
JACKSON CO	05.212	9382	3,000,000.00	3,000,000.00	---	---
TEACHER RETIREMENT CONTR	05.475	9851	600,000.00	93,841.95	---	506,158.05
BPB RENT PAYMENTS	19.015	9916	14,650,000.00	4,358,975.55	---	10,291,024.45
BPB DEBT SERVICE (Fund 0124)	05.160	9246	8,600,000.00	216,766.66	---	8,383,233.34
BPB ISSUANCE COST (Fund 0124)	05.160	9247	400,000.00	258,511.88	---	141,488.12
STATE BLDG DEBT PAYMENT (Fund 0124)	19.235	9977	6,875,000.00	936,388.89	---	5,938,611.11
UNEMPLOYMENT BENEFITS (Fund 0142)	05.480	8879	56.00	55.09	---	0.91
UNEMPLOYMENT BENEFITS (Fund 0144)	05.480	8642	1.00	0.03	---	0.97

UNEMPLOYMENT BENEFITS (Fund 0164)	05.480	2307	10,183.00	1,920.00	---	8,263.00
UNEMPLOYMENT BENEFITS (Fund 0169)	05.480	1920	14,367.00	536.31	---	13,830.69
UNEMPLOYMENT BENEFITS (Fund 0974)	05.480	1176	1,179.00	1,177.88	---	1.12

Division of Budget and Planning

BUDGET & PLANNING E&E	05.015	2140	71,921.00	71,864.86	---	56.14
BUDGET & PLANNING PS	05.015	3434	1,611,943.00	1,544,485.23	---	67,457.77

Information Technology Services Division

SECURITY ENHANCEMENT PS	05.020	1168	1,400,000.00	1,393,642.18	---	6,357.82
GR IT CONSOLIDATION PS	05.020	1281	19,230,921.00	19,200,370.46	---	30,550.54
GR IT CONSOLIDATION E&E	05.020	1282	22,618,672.00	22,618,672.00	---	---
DOR IT CONSOLID HC PS	05.020	2854	1,803,788.00	1,706,669.56	---	97,118.44
DOR IT CONSOLID HC E&E	05.020	2855	4,416,079.00	4,288,371.77	---	127,707.23
SECURITY ENHANCEMENT E&E	05.020	8706	4,600,000.00	4,420,000.00	---	180,000.00
DSS IT CONSOLIDATION PS (Fund 0169)	05.020	1292	491,446.00	19,639.23	---	471,806.77
DSS IT CONSOLIDATION E&E (Fund 0169)	05.020	1293	1,229,528.00	---	---	1,229,528.00
DHSS IT CONSOLIDATION E&E (Fund 0276)	05.020	1309	7,690.00	3,312.09	---	4,377.91
E PROCUREMENT E&E (Fund 0495)	05.030	9180	2,000,000.00	---	---	2,000,000.00
DED IT CONSOLIDATION E&E (Fund 0567)	05.020	1396	2,762.00	---	---	2,762.00
DED IT CONSOLIDATION E&E (Fund 0600)	05.020	1451	7,000.00	3,249.19	---	3,750.81
DESE IT CONSOLIDATION E&E (Fund 0651)	05.020	1510	25,000.00	11,795.94	---	13,204.06
DESE IT CONSOLIDATION PS (Fund 0651)	05.020	8845	156,549.00	56,366.18	---	100,182.82
DHSS IT CONSOLIDATION E&E (Fund 0656)	05.020	8373	2,822.00	2,821.80	---	0.20
DHSS IT CONSOLIDATION PS (Fund 0658)	05.020	1513	50.00	---	---	50.00
DHSS IT CONSOLIDATION E&E (Fund 0658)	05.020	1516	20,513.00	596.78	---	19,916.22
DED IT CONSOLIDATION E&E (Fund 0667)	05.020	8834	84,243.00	5,458.51	---	78,784.49
DESE IT CONSOLIDATION E&E (Fund 0743)	05.020	1624	995.00	---	---	995.00
DESE IT CONSOLIDATION PS (Fund 0743)	05.020	8850	1,011.00	---	---	1,011.00
DHSS IT CONSOLIDATION E&E (Fund 0899)	05.020	1644	13,032.00	884.97	---	12,147.03
MDA IT CONSOLIDATION E&E (Fund 0925)	05.020	1654	90.00	---	---	90.00

Division of Facilities Management,

Design and Construction

OA LEASING	13.005	1059	706,511.00	625,460.41	---	81,050.59
OA STATE OWNED	13.010	7670	2,466,616.00	2,353,462.31	---	113,153.69
STATE CAPITOL STRUC REPRS	17.201	8724	1,000,000.00	929,208.54	70,791.00	0.46
FACILITIES MAINT RES FUND	18.075	9447	200,000.00	200,000.00	---	---
KC BUILDING PURCHASE	18.080	9914	850,000.00	850,000.00	---	---
BUS INCUBATOR DEBT SERV	19.185	9920	625,000.00	---	---	625,000.00
HIST SCTY BLDG DEBT SERV	19.226	9969	2,700,000.00	---	---	2,700,000.00
FMDC ESCO DEBT SERVICE (Fund 0124)	05.195	4468	5,535,815.00	5,262,329.32	---	273,485.68
STWIDE FMRF EXPENDITURE (Fund 0124)	17.155	8574	6,460,064.00	1,896,313.81	4,563,750.00	0.19
UNPROGRAMMED (Fund 0124)	17.135	8730	1,492,089.00	1,294,262.03	---	197,826.97
ABTMNT REMVAL & REMDIATN (Fund 0124)	17.140	8731	1,395,988.00	323,486.15	---	1,072,501.85

STATE OF MISSOURI
SUMMARY OF APPROPRIATION ACTIVITY
GENERAL FUND - GENERAL REVENUE FUNDS
FOR THE APPROPRIATION YEAR 2016

	H.B. No.	Appr. No.	Appropriations	Expenditures and Transfers Out	Reappropriations to 2017	Lapse of Appropriations
ROOFING MANAGEMENT SYSTEM (Fund 0124)	17.145	8732	3,859,846.00	2,731,225.29	---	1,128,620.71
ELECTRICAL IMPROVEMENTS (Fund 0124)	17.150	8733	216,197.00	48,854.81	---	167,342.19
ELEVATOR IMPROVEMENTS (Fund 0124)	17.160	8738	2,628,970.00	259,627.80	---	2,369,342.20
FIRE SAFETY IMPROVEMENTS (Fund 0124)	17.165	8739	9,535,461.00	961,385.39	---	8,574,075.61
HTG VENTILATION & AC IMP (Fund 0124)	17.170	8740	7,842,426.00	3,630,139.25	---	4,212,286.75
PLUMBING IMPROVEMENTS (Fund 0124)	17.175	8741	201,888.00	201,887.56	---	0.44
SECURITY IMPROVEMENTS (Fund 0124)	17.180	8742	325,120.00	314,038.52	---	11,081.48
EMERGENCY (Fund 0124)	17.135	8851	35,280.00	9,328.00	---	25,952.00
APPRAISALS & SURVEYS (Fund 0124)	17.135	8852	9,012.00	9,012.00	---	---
STWIDE FMRF EXPENDITURE (Fund 0124)	18.025	9268	12,868,878.00	4,376,083.54	8,492,794.00	0.46
UNPROGRAMMED M&R (Fund 0124)	18.015	9269	7,664,995.00	69,602.02	7,453,328.00	142,064.98
EMERGENCY (Fund 0124)	18.015	9270	2,800,167.00	---	2,757,538.00	42,629.00
APPRAISALS & SURVEYS (Fund 0124)	18.025	9271	100,001.00	91,963.16	8,037.00	0.84
HAZMAT REMEDIATION (Fund 0124)	18.020	9272	952,683.00	126,480.84	826,202.00	0.16
ENERGY CONSERVATION PROJS (Fund 0124)	18.035	9350	864,847.00	864,827.12	---	19.88
PLUMBING IMPROVEMENTS (Fund 0124)	18.016	9902	2,593,440.00	22,100.00	2,552,717.00	18,623.00
ELECTRICAL IMPROVEMENTS (Fund 0124)	18.017	9903	2,707,807.00	---	2,552,717.00	155,090.00
HTG VENTILATION & AC IMP (Fund 0124)	18.018	9904	9,517,710.00	3,038.23	9,514,671.00	0.77
LIFE SAFETY IMPROVEMENTS (Fund 0124)	18.019	9905	2,212,923.00	---	2,088,587.00	124,336.00
ROOFING MANAGEMENT SYSTEM (Fund 0124)	18.021	9910	6,961,046.00	47,695.47	6,729,889.00	183,461.53
SECURITY IMPROVEMENTS (Fund 0124)	18.022	9911	1,596,004.00	---	1,596,004.00	---
HEARING ROOM RENOVATIONS (Fund 0124)	18.023	9912	500,000.00	---	---	500,000.00
ENERGY CONSERVATION PROJS (Fund 0723)	18.035	9279	250,000.00	---	250,000.00	---
<u>Division of General Services</u>						
WORKERS' COMP & SIF TAX	05.530	3437	3,040,000.00	3,036,245.41	---	3,754.59
DIV OF GENERAL SERVS PS	05.095	4537	872,166.00	843,740.00	---	28,426.00
DIV OF GENERAL SERVS E&E	05.095	4539	75,353.00	75,352.47	---	0.53
WORKERS' COMPENSATION	05.520	4541	32,180,396.00	32,089,867.98	---	90,528.02
STATE PROP PRESERVE PMTS (Fund 0128)	05.105	6747	1.00	---	---	1.00
LEGAL EXPENSE FUND (Fund 0692)	05.120	1214	11,992,435.00	11,991,399.95	---	1,035.05
<u>Division of Personnel</u>						
DIV PERSONNEL PS	05.035	0187	2,750,851.00	2,604,376.14	---	146,474.86
DIV PERSONNEL E&E	05.035	0189	91,646.00	91,646.00	---	---
SALARY COMMISSION STUDY	05.035	8981	300,000.00	300,000.00	---	---

Division of Purchasing

PURCHASING/MATRL MGMT PS	05.040	0190	1,768,985.00	1,662,254.19	---	106,730.81
PURCHASING/MATRL MGMT E&E	05.040	0193	77,203.00	77,145.68	---	57.32

Administrative Hearing Commission

ADMIN HEARING COMM PS	05.125	7635	883,849.00	790,908.88	---	92,940.12
ADMIN HEARING COMM E&E	05.125	7636	164,052.00	161,140.83	---	2,911.17
ADMIN HEARING COMM PS (Fund 0818)	05.125	8411	75,460.00	51,449.76	---	24,010.24
ADMIN HEARING COMM E&E (Fund 0818)	05.125	8412	56,715.00	---	---	56,715.00

Office of Child Advocate

OFFICE CHILD ADVOCATE PS	05.130	6321	163,417.00	158,260.65	---	5,156.35
OFFICE CHILD ADVOCATE E&E	05.130	6322	16,561.00	16,156.58	---	404.42

Governor's Council on Disability

GOV CNSL ON DISABILITY PS	05.140	6880	175,483.00	169,908.16	---	5,574.84
GOV CNSL ON DISABILITY EE	05.140	6881	19,618.00	19,028.56	---	589.44

Missouri Ethics Commission

MO ETHICS COMM E&E	05.150	0127	289,852.00	266,777.34	---	23,074.66
MO ETHICS COMM PS	05.150	0827	1,101,033.00	941,061.57	---	159,971.43
ETHICS COMMISSION LEASING	13.005	3271	98,767.00	89,817.70	---	8,949.30

Board of Fund Commissioners

ESCROW & RELATED EXPENSES	01.005	1323	20,002.00	5,587.50	---	14,414.50
---------------------------	--------	------	-----------	----------	-----	-----------

DEPARTMENT OF AGRICULTURE

AGRICULTURE LEASING	13.005	1473	153,426.00	148,954.68	---	4,471.32
AGRICULTURE STATE OWNED	13.010	7676	82,759.00	80,276.00	---	2,483.00
FISHER DELTA-ASIAN CARP	06.123	9010	250,000.00	---	---	250,000.00
ROOFING MANAGEMENT SYSTEM (Fund 0124)	17.145	8732	2.00	---	---	2.00
ELECTRICAL IMPROVEMENTS (Fund 0124)	17.150	8733	2.00	---	---	2.00
ELEVATOR IMPROVEMENTS (Fund 0124)	17.160	8738	2.00	---	---	2.00
FIRE SAFETY IMPROVEMENTS (Fund 0124)	17.165	8739	2.00	---	---	2.00
HTG VENTILATION & AC IMP (Fund 0124)	17.170	8740	2.00	---	---	2.00
STWIDE FMRF EXPENDITURE (Fund 0124)	18.025	9268	2.00	---	2.00	---

Office of the Director

BIODIESEL INCENTIVE PRGM (Fund 0777)	06.025	7519	5,975,000.00	5,795,750.00	---	179,250.00
--------------------------------------	--------	------	--------------	--------------	-----	------------

Division of Animal Health

ANIMAL HEALTH ADMIN PS	06.085	0244	2,578,235.00	2,481,770.66	---	96,464.34
ANIMAL HEALTH ADMIN E&E	06.085	0247	907,293.00	880,073.98	---	27,219.02

**STATE OF MISSOURI
SUMMARY OF APPROPRIATION ACTIVITY
GENERAL FUND - GENERAL REVENUE FUNDS
FOR THE APPROPRIATION YEAR 2016**

	H.B. No.	Appr. No.	Appropriations	Expenditures and Transfers Out	Reappropriations to 2017	Lapse of Appropriations
INDEMNITIES	06.090	4388	10,000.00	10,000.00	---	---
GIFT TRUST FUND E&E (Fund 0925)	06.085	3121	5,000.00	---	---	5,000.00
ANIMAL HEALTH ADMIN E&E (Fund 0985)	06.085	8891	1,000.00	---	---	1,000.00
<u>Division of Grain Inspection and Warehousing</u>						
GRAIN REGULATORY SVS PS	06.095	0251	680,179.00	653,940.36	---	26,238.64
GRAIN REGULATORY SVS E&E	06.095	0253	99,350.00	99,349.67	---	0.33
<u>Division of Weights, Measures and Consumer Protection</u>						
WEIGHTS & MEASURES PS	06.110	0260	439,771.00	426,115.33	---	13,655.67
WEIGHTS & MEASURES E&E	06.110	7361	100,396.00	97,384.00	---	3,012.00
<u>State Milk Board</u>						
STATE MILK BOARD PS	06.135	5289	103,871.00	100,755.00	---	3,116.00
STATE MILK BOARD E&E	06.135	5290	852.00	826.00	---	26.00
<u>Agriculture Business Development</u>						
DELTA REGNL AUTH ORG DUES	14.065	1320	74,143.00	74,142.16	---	0.84
AGRI BUSINESS DEV E&E	06.030	5278	250,000.00	---	---	250,000.00
ABATTOIR	06.040	9777	10,000.00	---	---	10,000.00
LIVESTOCK FEED& CROP LOAN (Fund 0914)	06.075	3369	50,000.00	---	---	50,000.00
<u>Missouri State Fair</u>						
STWIDE FMRF EXPENDITURE (Fund 0124)	17.155	8574	1,171,875.00	124,202.80	2.00	1,047,670.20
UNPROGRAMMED (Fund 0124)	17.135	8730	65,442.00	62,825.35	---	2,616.65
ABTMNT REMVAL & REMDIATN (Fund 0124)	17.140	8731	1,000.00	1,000.00	---	---
PLUMBING IMPROVEMENTS (Fund 0124)	17.175	8741	16,900.00	16,900.00	---	---
PLUMBING IMPROVEMENTS (Fund 0124)	18.016	9902	7,500.00	7,500.00	---	---
<u>DEPARTMENT OF ECONOMIC DEVELOPMENT</u>						
DED LEASING	13.005	1978	31,042.00	30,104.60	---	937.40
DED STATE OWNED	13.010	7691	192,660.00	186,880.00	---	5,780.00
STWIDE FMRF EXPENDITURE (Fund 0124)	17.155	8574	2.00	---	2.00	---
UNPROGRAMMED (Fund 0124)	17.135	8730	2.00	---	---	2.00
ROOFING MANAGEMENT SYSTEM (Fund 0124)	17.145	8732	2.00	---	---	2.00

ELECTRICAL IMPROVEMENTS (Fund 0124)	17.150	8733	2.00	---	---	2.00
ELEVATOR IMPROVEMENTS (Fund 0124)	17.160	8738	2.00	---	---	2.00
FIRE SAFETY IMPROVEMENTS (Fund 0124)	17.165	8739	2.00	---	---	2.00
HTG VENTILATION & AC IMP (Fund 0124)	17.170	8740	2.00	---	---	2.00
STWIDE FMRF EXPENDITURE (Fund 0124)	18.025	9268	2.00	---	2.00	---
DED STATE OWNED (Fund 0667)	13.010	8840	23,571.00	23,565.59	---	5.41

Adminstrative Services

ADMINISTRATIVE SVS E&E	07.005	2173	54,309.00	52,680.00	---	1,629.00
ADMINISTRATIVE SVS PS	07.005	3612	410,553.00	333,269.59	---	77,283.41

Division of Business and Community Services

MARKETING PS	07.015	2376	175,234.00	169,323.36	---	5,910.64
MARKETING E&E	07.015	2377	1,338,651.00	1,124,152.09	---	214,498.91
SALES PS	07.015	2391	1,237,661.00	1,142,420.62	---	95,240.38
SALES E&E	07.015	2393	132,020.00	128,059.00	---	3,961.00
FINANCE PS	07.015	2407	840,574.00	804,397.52	---	36,176.48
FINANCE E&E	07.015	2410	112,318.00	108,948.00	---	3,370.00
COMPLIANCE PS	07.015	2416	69,816.00	64,538.92	---	5,277.08
COMPLIANCE E&E	07.015	2422	21,336.00	20,696.00	---	640.00
MO COMMUNITY SVS COMM PS	07.090	3641	34,521.00	33,000.00	---	1,521.00
MO ECO RES INFO CNTR PS	07.015	3699	111,230.00	97,519.50	---	13,710.50
MO ECO RES INFO CNTR E&E	07.015	3700	19,160.00	18,585.00	---	575.00
INTRN TR & INVEST OFC E&E	07.015	7502	1,910,000.00	1,750,262.92	---	159,737.08
BRAC ANALYSIS	07.025	8312	400,000.00	344,486.05	---	55,513.95
STATE ECONOMIC DEV PLAN	07.015	9358	200,000.00	---	---	200,000.00
CDBG ADMIN PS	07.045	9361	96,843.00	88,874.52	---	7,968.48
CDBG ADMIN EE	07.045	9362	155,005.00	108,353.24	---	46,651.76
MILITARY ADVOCATE PS	07.026	9400	100,000.00	5,000.00	---	95,000.00
MILITARY ADVOCATE EE	07.026	9401	100,000.00	95,243.19	---	4,756.81
MAINSTREET PROGRAM	07.055	9607	57,386.00	55,664.00	---	1,722.00
MO TECH CORP-RAM E&E (Fund 0172)	07.035	3698	15,860,000.00	15,321,741.28	---	538,258.72
HIGH OLEIC SOYBN COMMRLZ (Fund 0172)	07.035	8979	500,000.00	500,000.00	---	---
LIVESTOCK (Fund 0172)	07.035	8980	1,200,000.00	1,200,000.00	---	---
SOYBEAN RESEARCH (Fund 0172)	07.035	9102	800,000.00	800,000.00	---	---
YOUTH ACADEMY (Fund 0177)	07.045	9781	2,000,000.00	2,000,000.00	---	---
MARKETING E&E (Fund 0567)	07.015	2384	1,402,238.00	188,504.56	---	1,213,733.44
MODESA (Fund 0766)	07.070	4245	1,396,647.00	1,266,774.28	---	129,872.72
FINANCE PS (Fund 0766)	07.015	8389	43,482.00	42,008.79	---	1,473.21
FINANCE E&E (Fund 0766)	07.015	8390	3,890.00	419.17	---	3,470.83
DWTN REVITAL PRSRVTN (Fund 0907)	07.080	2918	200,000.00	---	---	200,000.00

Division of Workforce Development

WORKFORCE AUTISM	07.115	0932	200,000.00	193,703.80	---	6,296.20
CERT WORK READY COMMUNITY	07.120	8920	100,000.00	95,953.65	---	4,046.35
MO JOB DEVELOPMENT (Fund 0600)	07.125	0905	13,539,985.00	11,833,499.00	---	1,706,486.00

**STATE OF MISSOURI
SUMMARY OF APPROPRIATION ACTIVITY
GENERAL FUND - GENERAL REVENUE FUNDS
FOR THE APPROPRIATION YEAR 2016**

	H.B. No.	Appr. No.	Appropriations	Expenditures and Transfers Out	Reappropriations to 2017	Lapse of Appropriations
ADV MANUF TECH TRN PRGRM (Fund 0600)	07.125	1265	1,000,000.00	968,938.93	---	31,061.07
WORKFORCE DEVELOPMENT PS (Fund 0600)	07.115	2300	385,557.00	263,496.51	---	122,060.49
WORKFORCE DEVELOPMENT E&E (Fund 0600)	07.115	2323	81,389.00	58,505.08	---	22,883.92
<u>Division of Energy</u>						
ENERGY DIV OPERATING E&E	07.160	8844	14,610.00	14,610.00	---	---
ENERGY DIV OPERATING PS (Fund 0667)	07.160	8801	570,525.00	570,493.84	---	31.16
ENERGY DIV OPERATING E&E (Fund 0667)	07.160	8805	139,970.00	97,981.41	---	41,988.59
ENERGY EFFICIENT SERVICES (Fund 0667)	07.160	8810	7,000,000.00	3,287,915.75	---	3,712,084.25
ENERGY EFFICIENT SERV ENC (Fund 0667)	07.160	8811	15,000,000.00	3,226,639.87	---	11,773,360.13
REFUND ACCOUNTS (Fund 0667)	07.160	8816	2,039.00	---	---	2,039.00
ENERGY DIV OPERATING PS (Fund 0730)	07.160	8802	3,591.00	---	---	3,591.00
ENERGY EFFICIENT SERVICES (Fund 0730)	07.160	8812	25,000.00	---	---	25,000.00
REFUND ACCOUNTS (Fund 0730)	07.160	8817	165.00	---	---	165.00
ENERGY DIV OPERATING PS (Fund 0935)	07.160	8803	126,664.00	97,364.86	---	29,299.14
ENERGY DIV OPERATING E&E (Fund 0935)	07.160	8806	7,050.00	6,918.84	---	131.16
ENERGY EFFICIENT SERVICES (Fund 0935)	07.160	8814	2,100,000.00	133,972.10	---	1,966,027.90
ENERGY EFFICIENT SERV ENC (Fund 0935)	07.160	8815	3,000,000.00	---	---	3,000,000.00
REFUND ACCOUNTS (Fund 0935)	07.160	8819	4,500.00	1,150.00	---	3,350.00
<u>Missouri Council on the Arts</u>						
MO HUMANITIES COUNCIL (Fund 0177)	07.095	7276	1,050,000.00	1,050,000.00	---	---
KC NEGRO LEAGUE MUSEUM (Fund 0177)	07.095	8335	250,000.00	250,000.00	---	---
AMERICAN JAZZ REDEV AUTHOR (Fund 0177)	07.095	9150	50,000.00	50,000.00	---	---
JAZZ AWARENESS (Fund 0177)	07.095	9828	50,000.00	50,000.00	---	---
<u>DEPARTMENT OF ELEMENTARY AND SECONDARY EDUCATION</u>						
DESE LEASING	13.005	1033	454,142.00	386,229.74	---	67,912.26
DESE STATE OWNED	13.010	7659	312,032.00	302,243.68	---	9,788.32
DESE INSTITUTIONAL	13.015	7663	3,989,880.00	3,870,184.00	---	119,696.00
UNPROGRAMMED (Fund 0124)	17.135	8730	2.00	---	---	2.00
ELECTRICAL IMPROVEMENTS (Fund 0124)	17.150	8733	116,308.00	---	---	116,308.00
ELEVATOR IMPROVEMENTS (Fund 0124)	17.160	8738	2.00	---	---	2.00
STWIDE FMRF EXPENDITURE (Fund 0124)	18.025	9268	2.00	---	2.00	---
DESE LEASING (Fund 0889)	13.005	6923	9,473.00	8,671.20	---	801.80

Division of Financial and Administrative Services

SCHOOL NUTRITION SERVICES	02.035	0495	3,412,151.00	3,412,151.00	---	---
DIV OF GENERAL ADMIN PS	02.005	0537	1,826,384.00	1,771,592.00	---	54,792.00
DIV OF GENERAL ADMIN E&E	02.005	2294	115,600.00	112,132.00	---	3,468.00
FOUNDATION-FORMULA	02.015	3661	1,868,368,982.00	1,868,368,982.00	---	---
INTRA DISTRICT METRO TRSP	02.015	4055	200,000.00	194,000.00	---	6,000.00
FOUNDATION-SM SCHL PRG	02.015	9230	15,000,000.00	15,000,000.00	---	---
FOUNDATION-TRNSPORTATN	02.015	9231	31,024,611.00	31,024,611.00	---	---
FOUNDATION CAREER ED	02.015	9233	50,069,028.00	50,069,028.00	---	---
KC INTRA DIST METRO TRSP	02.015	9445	100,000.00	97,000.00	---	3,000.00

Division of Learning Services

SHELTERED WORKSHOPS	02.180	0498	25,283,457.00	24,524,953.00	---	758,504.00
CHRTTR SCHL CLOSURE REFUND	14.015	1312	2,646,394.00	2,646,394.00	---	---
BLIND STUDENT LITERACY	02.190	1861	231,953.00	224,994.00	---	6,959.00
EARLY GRADE LITERACY PRGM	02.041	2535	100,000.00	97,000.00	---	3,000.00
PERFORM BASED ASSESSMENT	02.070	2536	9,472,213.00	9,472,213.00	---	---
DFS/DMH SCHOOL PLACEMENTS	02.175	2542	3,330,731.00	3,330,731.00	---	---
SPECIAL OLYMPICS	02.205	2998	100,000.00	97,000.00	---	3,000.00
VIRTUAL EDUCATION E&E	02.015	3620	200,000.00	---	---	200,000.00
FIRST STEPS	02.170	4112	28,740,309.00	28,078,100.00	---	662,209.00
HIGH NEED FUND	02.165	7326	26,965,141.00	26,965,141.00	---	---
DIV OF LEARNING SRVS PS	02.055	7810	3,548,388.00	3,441,936.00	---	106,452.00
DIV OF LEARNING SRVS E&E	02.055	7811	266,784.00	258,180.00	---	8,604.00
EARLY CHILDHOOD PROGRAM	02.060	8339	198,200.00	192,254.00	---	5,946.00
URBAN TEACHING PROGRAM	02.025	8509	3,000,000.00	2,910,000.00	---	90,000.00
EARLY CHILDHOOD PROG MPP	02.060	8510	1,000,000.00	970,000.00	---	30,000.00
BRIGHT FUTURES PROGRAM	02.017	8645	150,000.00	---	---	150,000.00
CHARACTER ED INITIATIVES	02.136	8666	10,000.00	9,700.00	---	300.00
MATH & SCIENCE TUTORING	02.026	9022	300,000.00	291,000.00	---	9,000.00
SCHOOL SAFETY TRNG GRANTS	02.031	9105	650,000.00	630,500.00	---	19,500.00
AP/DUAL CR LOW-INC ASSIST	02.100	9110	100,000.00	97,000.00	---	3,000.00
FOUNDATION-ERLY SPC ED	02.015	9232	135,221,143.00	135,221,143.00	---	---
FOUNDATION-EARLY CHLD DEV	02.015	9234	12,462,250.00	12,462,250.00	---	---
SCHLRS & FINE ARTS ACADMS	02.030	9235	750,000.00	727,500.00	---	22,500.00
READERS FOR THE BLIND	02.185	9237	25,000.00	24,250.00	---	750.00
CHARTER PUB SCHL COMM PS	02.215	9258	150,000.00	145,008.00	---	4,992.00
CHARTER PUB SCHL COMM EE	02.215	9259	50,000.00	29,821.02	---	20,178.98
ADULT ED & LITERACY	02.150	9427	5,324,868.00	5,165,122.00	---	159,746.00
SCHL BRD MEMBER TRAINING	02.031	9602	136,326.00	132,236.00	---	4,090.00
ECONOMIC EDUCATION	02.031	9603	100,000.00	---	---	100,000.00
EXCELLENCE IN EDUC EE (Fund 0651)	02.055	2297	2,308,067.00	1,411,599.22	---	896,467.78
EXCELLENCE IN EDUC PS (Fund 0651)	02.055	6459	627,277.00	486,255.14	---	141,021.86
CHARTER PUB SCHL TRUST (Fund 0862)	02.215	9262	2,000,000.00	---	---	2,000,000.00

**STATE OF MISSOURI
SUMMARY OF APPROPRIATION ACTIVITY
GENERAL FUND - GENERAL REVENUE FUNDS
FOR THE APPROPRIATION YEAR 2016**

	H.B. No.	Appr. No.	Appropriations	Expenditures and Transfers Out	Reappropriations to 2017	Lapse of Appropriations
<u>Office of Special Education</u>						
BOARD OPERATED PS	02.015	0015	24,236,907.00	23,127,231.12	---	1,109,675.88
BOARD OPERATED E&E	02.015	2298	16,824,395.00	16,702,231.00	---	122,164.00
COMM FOR THE DEAF E&E	02.220	2322	83,191.00	78,813.66	---	4,377.34
COMM FOR THE DEAF PS	02.220	9919	306,349.00	275,072.84	---	31,276.16
STWIDE FMRF EXPENDITURE (Fund 0124)	17.155	8574	453,396.00	216,920.97	2.00	236,473.03
ROOFING MANAGEMENT SYSTEM (Fund 0124)	17.145	8732	2,841,582.00	1,592,786.29	---	1,248,795.71
FIRE SAFETY IMPROVEMENTS (Fund 0124)	17.165	8739	113,021.00	9,208.82	---	103,812.18
HTG VENTILATION & AC IMP (Fund 0124)	17.170	8740	2,161,086.00	2,064,846.93	---	96,239.07
PLUMBING IMPROVEMENTS (Fund 0124)	17.175	8741	484,697.00	---	---	484,697.00
HAZMAT REMEDIATION (Fund 0124)	18.020	9272	833.00	832.30	---	0.70
PLUMBING IMPROVEMENTS (Fund 0124)	18.016	9902	67,432.00	16,850.00	---	50,582.00
ELECTRICAL IMPROVEMENTS (Fund 0124)	18.017	9903	10,284.00	10,283.27	---	0.73
HTG VENTILATION & AC IMP (Fund 0124)	18.018	9904	41,570.00	12,852.69	---	28,717.31
ROOFING MANAGEMENT SYSTEM (Fund 0124)	18.021	9910	204,830.00	---	---	204,830.00
COMM FOR THE DEAF E&E (Fund 0743)	02.220	6099	119,000.00	3,997.32	---	115,002.68
COMM FOR THE DEAF PS (Fund 0743)	02.220	7515	33,762.00	---	---	33,762.00
MO ASSISTIVE TECH-PS (Fund 0889)	02.225	2366	51,426.00	41,012.25	---	10,413.75
MO ASSISTIVE TECH-EE (Fund 0889)	02.225	2367	575,000.00	543,991.80	---	31,008.20
SCHOOL FOR BLIND (Fund 0920)	02.200	9806	1,500,000.00	1,076,510.16	---	423,489.84
SCHOOL FOR DEAF (Fund 0922)	02.195	0543	49,500.00	23,064.00	---	26,436.00
<u>Office of Adult Learning and Rehabilitation</u>						
<u>Services</u>						
VOCATIONAL REHAB GRANT	02.135	0506	13,589,689.00	13,584,183.84	---	5,505.16
INDEPENDENT LIVING CNTRS	02.145	8908	2,961,486.00	2,872,641.00	---	88,845.00
INDEPENDENT LIVING CNTRS (Fund 0284)	02.145	2809	390,556.00	363,211.73	---	27,344.27
<u>DEPARTMENT OF HIGHER EDUCATION</u>						
DHE STATE OWNED	13.010	7877	106,437.00	103,244.00	---	3,193.00
<u>Higher Education Administration</u>						
COORDINATION ADMIN PS	03.005	0438	365,786.00	351,874.27	---	13,911.73
MIDWEST HIGHER ED. COMM	03.020	0459	115,000.00	115,000.00	---	---
COORDINATION ADMIN E&E	03.005	2167	140,703.00	136,410.00	---	4,293.00
GRANT & SCHLSHP ADMIN E&E	03.005	2168	30,175.00	26,533.39	---	3,641.61
CROWDER COLLEGE	03.200	2489	4,341,424.00	4,211,181.00	---	130,243.00
EAST CENTRAL COLLEGE	03.200	2493	4,798,269.00	4,654,321.00	---	143,948.00

JEFFERSON COLLEGE	03.200	2495	6,906,261.00	6,699,073.00	---	207,188.00
METROPOLITAN COM COLLEGE	03.200	2497	28,360,244.00	27,509,437.00	---	850,807.00
MINERAL AREA COLLEGE	03.200	2499	4,684,588.00	4,544,050.00	---	140,538.00
MOBERLY AREA COM COLLEGE	03.200	2501	5,209,409.00	5,053,127.00	---	156,282.00
NORTH CENTRAL MO COLLEGE	03.200	2503	2,352,543.00	2,281,967.00	---	70,576.00
OZARKS TECH COM COLLEGE	03.200	2508	11,056,232.00	10,724,545.00	---	331,687.00
ST CHARLES CNTY COM COL	03.200	2512	7,652,125.00	7,422,561.00	---	229,564.00
ST LOUIS COM COLLEGE	03.200	2515	40,197,468.00	38,991,544.00	---	1,205,924.00
STATE FAIR COM COLLEGE	03.200	2517	5,142,039.00	4,987,778.00	---	154,261.00
THREE RIVERS COM COLLEGE	03.200	2519	4,400,312.00	4,268,303.00	---	132,009.00
CROWDER COLLEGE M&R	03.200	3171	197,197.00	168,831.00	---	28,366.00
EAST CENTRAL COLLEGE M&R	03.200	3172	143,895.00	139,578.00	---	4,317.00
JEFFERSON COLLEGE M&R	03.200	3174	343,343.00	333,043.00	---	10,300.00
METROPOLITAN COLLEGE M&R	03.200	3177	1,186,906.00	1,151,299.00	---	35,607.00
MINERAL AREA COLLEGE M&R	03.200	3181	206,159.00	199,974.00	---	6,185.00
MOBERLY AREA COLLEGE M&R	03.200	3182	136,555.00	132,458.00	---	4,097.00
NORTH CENTRAL COLLEGE M&R	03.200	3183	49,818.00	48,323.00	---	1,495.00
OZARKS TECH COLLEGE M&R	03.200	3190	204,347.00	198,217.00	---	6,130.00
ST CHARLES COLLEGE M&R	03.200	3191	191,680.00	185,930.00	---	5,750.00
ST LOUIS COLLEGE M&R	03.200	3199	1,421,467.00	1,378,823.00	---	42,644.00
STATE FAIR COLLEGE M&R	03.200	3200	192,306.00	186,537.00	---	5,769.00
THREE RIVERS COLLEGE M&R	03.200	3203	123,045.00	119,354.00	---	3,691.00
GRANT & SCHLSHP ADMIN PS	03.005	3857	117,087.00	112,729.29	---	4,357.71
VIETNAM SURVIVOR SCHLSHIP	03.075	3860	50,000.00	40,524.96	---	9,475.04
VETERANS SURVIVOR GRANT	03.075	4443	241,250.00	201,438.33	---	39,811.67
MIN ENIVRM LITERACY PRG	03.085	4550	32,964.00	25,880.00	---	7,084.00
PUBLIC SERVICE GRANT PRGM	03.075	8349	140,000.00	84,562.32	---	55,437.68
CROWDER COLLEGE OUTCOMES	03.135	8539	76,599.00	74,301.00	---	2,298.00
EAST CENTRAL OUTCOMES	03.135	8540	63,219.00	61,322.00	---	1,897.00
JEFFERSON COLLG OUTCOMES	03.135	8541	92,446.00	89,673.00	---	2,773.00
METROPOLITAN COM OUTCOMES	03.135	8542	496,861.00	481,955.00	---	14,906.00
MINERAL AREA OUTCOMES	03.135	8543	99,980.00	96,981.00	---	2,999.00
MOBERLY AREA COM OUTCOMES	03.135	8544	85,987.00	83,407.00	---	2,580.00
NORTH CENTRAL MO OUTCOMES	03.135	8545	48,401.00	46,949.00	---	1,452.00
OZARKS TECH COM OUTCOMES	03.135	8546	222,749.00	216,067.00	---	6,682.00
ST. CHARLES COM OUTCOMES	03.135	8547	156,635.00	151,936.00	---	4,699.00
ST. LOUIS COM OUTCOMES	03.135	8548	375,978.00	364,699.00	---	11,279.00
STATE FAIR COM OUTCOMES	03.135	8549	67,702.00	65,671.00	---	2,031.00
THREE RIVERS COM OUTCOMES	03.135	8550	56,762.00	55,059.00	---	1,703.00
CROWDER COLLEGE EQUITY	03.200	9062	235,775.00	228,702.00	---	7,073.00
EAST CENTRAL COLLG EQUITY	03.200	9063	210,374.00	204,063.00	---	6,311.00
JEFFERSON COLLEGE EQUITY	03.200	9064	306,593.00	297,395.00	---	9,198.00
METROPOLITAN COMM EQUITY	03.200	9065	1,147,532.00	1,113,106.00	---	34,426.00
MINERAL AREA COLLG EQUITY	03.200	9066	217,938.00	211,400.00	---	6,538.00
MOBERLY AREA COMM EQUITY	03.200	9067	261,680.00	253,830.00	---	7,850.00
NORTH CENTRAL MO EQUITY	03.200	9068	97,910.00	94,973.00	---	2,937.00

STATE OF MISSOURI
SUMMARY OF APPROPRIATION ACTIVITY
GENERAL FUND - GENERAL REVENUE FUNDS
FOR THE APPROPRIATION YEAR 2016

	H.B. No.	Appr. No.	Appropriations	Expenditures and Transfers Out	Reappropriations to 2017	Lapse of Appropriations
OZARKS TECH COMM EQUITY	03.200	9069	620,830.00	602,205.00	---	18,625.00
ST CHARLES CNT COM EQUITY	03.200	9070	367,230.00	356,213.00	---	11,017.00
ST LOUIS COMMUNITY EQUITY	03.200	9071	1,606,448.00	1,558,255.00	---	48,193.00
STATE FAIR COMMUN EQUITY	03.200	9072	249,801.00	242,307.00	---	7,494.00
THREE RIVERS COMM EQUITY	03.200	9073	217,889.00	211,352.00	---	6,537.00
HICKEY BLD-WEBB CITY-CC	17.355	9158	375,000.00	249,194.50	125,805.00	0.50
GEYER HALL/LRNG COMM-NCMC	17.127	9159	1,400,000.00	1,400,000.00	---	---
M ROSS BARNETT SCHLSHIP (Fund 0131)	03.075	0066	500,000.00	367,614.90	---	132,385.10
QUALITY IMPRVMENT REV E&E (Fund 0537)	03.005	4445	166,869.00	20,016.30	---	146,852.70
ACADEMIC SCHOLARSHIP PRGM (Fund 0840)	03.045	3858	20,076,666.00	19,257,000.00	---	819,666.00
ADVANTAGE MISSOURI PRGM (Fund 0856)	03.090	0062	15,000.00	---	---	15,000.00
OTHER GRANTS/DONATIONS PS (Fund 0925)	03.035	8460	22,900.00	16,902.81	---	5,997.19
OTHER GRANTS/DONATIONS EE (Fund 0925)	03.035	8461	12,000.00	4,598.25	---	7,401.75
OTHER GRANTS/DONATIONS (Fund 0925)	03.035	8463	53,000.00	---	---	53,000.00
MULTI-STATE MIL CRDT GRNT (Fund 0925)	03.035	9604	10,000.00	1,198.66	---	8,801.34
A+ SCHOOLS PROGRAM (Fund 0955)	03.065	7481	37,000,000.00	32,538,939.72	---	4,461,060.28
AP INCENTIVE GRANTS (Fund 0983)	03.075	8195	100,000.00	8,500.00	---	91,500.00
<u>State Colleges and Universities</u>						
LINCOLN LAND GRANT MATCH	03.225	0150	500,000.00	485,000.00	---	15,000.00
MO KIDNEY PROGRAM	03.270	0632	1,750,000.00	1,697,500.00	---	52,500.00
STATE HISTORICAL SOCIETY	03.275	0643	2,210,855.00	2,144,529.00	---	66,326.00
MO STATE UNIVERSITY	03.220	0645	75,548,387.00	73,281,935.00	---	2,266,452.00
UNIVERSITY OF CENTRAL MO	03.210	0649	50,672,034.00	49,151,873.00	---	1,520,161.00
SOUTHEAST MO STATE UNIV	03.215	0650	41,702,875.00	40,451,789.00	---	1,251,086.00
TRUMAN STATE UNIVERSITY	03.230	0652	38,025,898.00	36,885,121.00	---	1,140,777.00
NORTHWEST MO STATE UNIV	03.235	0656	28,501,302.00	27,646,263.00	---	855,039.00
MO SOUTHERN ST UNIVERSITY	03.240	0659	21,753,710.00	21,101,099.00	---	652,611.00
MO WESTERN ST UNIVERSITY	03.245	0660	19,859,787.00	19,263,993.00	---	595,794.00
LINCOLN UNIVERSITY	03.225	0661	16,369,863.00	15,878,767.00	---	491,096.00
UNIV OF MISSOURI CAMPUSES	03.255	2304	381,682,768.00	370,232,285.00	---	11,450,483.00
STATE TECH COLLEGE OF MO	03.205	2733	4,882,480.00	4,736,006.00	---	146,474.00
HARRIS STOWE ST UNIV	03.250	3426	9,048,793.00	8,777,329.00	---	271,464.00
UMC TELEMEDICINE	03.260	3775	1,500,000.00	1,455,000.00	---	45,000.00
DOCTORATE PHARMACY PRG	03.125	7638	2,000,000.00	1,940,000.00	---	60,000.00
STATE TECH COLLG OUTCOMES	03.135	8551	65,295.00	63,336.00	---	1,959.00
UNIV CENTRAL MO OUTCOMES	03.135	8552	676,463.00	656,169.00	---	20,294.00
SOUTHEAST MO OUTCOMES	03.135	8553	669,042.00	648,971.00	---	20,071.00
MO STATE UNIV OUTCOMES	03.135	8554	1,283,438.00	1,244,935.00	---	38,503.00

LINCOLN UNIV OUTCOMES	03.135	8555	216,857.00	210,351.00	---	6,506.00
TRUMAN STATE OUTCOMES	03.135	8556	508,061.00	492,819.00	---	15,242.00
NORTHWEST MO OUTCOMES	03.135	8557	379,764.00	368,371.00	---	11,393.00
MO SOUTHERN OUTCOMES	03.135	8558	230,742.00	223,820.00	---	6,922.00
MO WESTERN OUTCOMES	03.135	8559	269,347.00	261,267.00	---	8,080.00
HARRIS STOWE OUTCOMES	03.135	8560	121,616.00	117,968.00	---	3,648.00
UNIV OF MO OUTCOMES	03.135	8561	5,736,056.00	5,563,974.00	---	172,082.00
OCCUPATIONL THRPY PRG-MSU	03.130	8694	1,325,000.00	1,285,250.00	---	39,750.00
COOP MED SCHL-UM-COLUMBIA	03.140	8695	10,000,000.00	9,700,000.00	---	300,000.00
UMSL-BIOTECH	03.261	8984	300,000.00	291,000.00	---	9,000.00
UMKC NEIGHBRHD INITIATIVE	03.256	9020	500,000.00	485,000.00	---	15,000.00
UMKC FREE ENTERPRISE CNTR	17.335	9078	7,400,000.00	---	7,400,000.00	---
UMSL COLLEGE OF BUS ADMIN	17.340	9079	10,000,000.00	2,036,491.00	7,963,509.00	---
UMR EXPERIMENTAL MINE BLD	17.126	9081	1,200,000.00	159,371.00	1,040,629.00	---
UMC APPLIED LEARNING CNTR	17.345	9151	10,000,000.00	---	10,000,000.00	---
MO SOUTHERN-REYNOLDS HALL	17.350	9152	1,500,000.00	---	1,500,000.00	---
UNIVERSITY OF MO PRESS	03.255	9968	75,000.00	72,750.00	---	2,250.00
UMC TELEMEDICINE (Fund 0625)	03.260	4046	437,640.00	437,640.00	---	---

**DEPARTMENT OF HEALTH AND
SENIOR SERVICES**

HEALTH LEASING	13.005	4181	1,601,896.00	1,536,062.51	---	65,833.49
REFUNDS	10.620	7328	50,000.00	13,792.48	---	36,207.52
HEALTH STATE OWNED	13.010	7757	738,673.00	716,513.00	---	22,160.00
REFUNDS (Fund 0276)	10.620	2874	5,000.00	---	---	5,000.00
REFUNDS (Fund 0658)	10.620	2799	15,133.00	1,175.00	---	13,958.00
REFUNDS (Fund 0899)	10.620	5046	275.00	99.00	---	176.00

Office of the Director

PUBLIC HEALTH LAB PS	10.740	0219	1,482,630.00	1,438,151.00	---	44,479.00
PUBLIC HEALTH LAB E&E	10.740	0220	403,335.00	391,235.00	---	12,100.00
HEALTH LAB MEDICAID E&E	10.740	1929	13,426.00	13,023.00	---	403.00
DIRECTOR'S OFFICE E&E	10.600	3914	16,712.00	16,211.00	---	501.00
PRIMO PROGRAM	10.725	4172	250,000.00	---	---	250,000.00
OFC OF MINORITY HLTH PS	10.730	7144	188,276.00	174,907.03	---	13,368.97
OFC OF MINORITY HLTH E&E	10.730	7145	194,324.00	188,090.23	---	6,233.77
DIRECTOR'S OFFICE PS	10.600	8443	443,210.00	429,914.00	---	13,296.00
ELKS MOBILE DENTAL E&E	10.720	9853	200,000.00	194,000.00	---	6,000.00
PRIMO PROGRAM (Fund 0276)	10.725	3931	650,000.00	650,000.00	---	---
PRIMO PROGRAM (Fund 0658)	10.725	3932	1,106,236.00	633,302.00	---	472,934.00
DOH DONATED FUNDS PS (Fund 0658)	10.625	4631	102,006.00	29,996.73	---	72,009.27
DOH DONATED FUNDS E&E (Fund 0658)	10.625	4632	347,596.00	3,533.35	---	344,062.65
PUBLIC HEALTH LAB PS (Fund 0899)	10.740	7249	17,231.00	17,231.00	---	---
PUBLIC HEALTH LAB E&E (Fund 0899)	10.740	7250	46,368.00	46,368.00	---	---

**STATE OF MISSOURI
SUMMARY OF APPROPRIATION ACTIVITY
GENERAL FUND - GENERAL REVENUE FUNDS
FOR THE APPROPRIATION YEAR 2016**

	H.B. No.	Appr. No.	Appropriations	Expenditures and Transfers Out	Reappropriations to 2017	Lapse of Appropriations
<u>Administration</u>						
ADMIN SHARED EXPENSES E&E	10.605	6805	32,655.00	31,675.00	---	980.00
DIVISION OF ADMIN PS	10.605	7693	198,787.00	192,823.00	---	5,964.00
DIVISION OF ADMIN E&E	10.605	7694	102,038.00	98,977.00	---	3,061.00
DIVISION OF ADMIN E&E (Fund 0276)	10.605	0217	50,000.00	22,564.49	---	27,435.51
DIVISION OF ADMIN E&E (Fund 0658)	10.605	9896	30,000.00	---	---	30,000.00
DIVISION OF ADMIN E&E (Fund 0899)	10.605	7251	5,000.00	4,000.00	---	1,000.00
<u>Missouri Health Facilities Review</u>						
MHFRC PS	10.910	4176	107,954.00	96,443.75	---	11,510.25
MHFRC E&E	10.910	4177	8,568.00	8,311.00	---	257.00
<u>Division of Community and Public Health</u>						
BRAIN INJURY SERVICES	10.710	0262	820,931.00	796,303.00	---	24,628.00
DIV COMM&PUBLIC HLTH PS	10.700	1215	5,474,642.00	5,309,414.41	---	165,227.59
DIV COMM&PUBLIC HLTH PROG	10.710	1255	2,324,032.00	2,267,623.00	---	56,409.00
MEDICATIONS	10.710	1492	4,305,546.00	4,305,546.00	---	---
DCPH MEDICAID PS	10.700	1962	802,174.00	779,096.12	---	23,077.88
DCPH PROG MEDICAID	10.710	1968	57,500.00	55,775.00	---	1,725.00
CSHCN PROG MEDICAID	10.710	1998	133,480.00	129,475.54	---	4,004.46
BRAIN INJRY SVS MEDICAID	10.710	1999	146,947.00	142,512.39	---	4,434.61
CORE PUBLIC HLT FUNCTIONS	10.705	3944	3,322,692.00	3,223,011.00	---	99,681.00
GENETICS PROGRAM	10.710	7731	236,382.00	229,291.00	---	7,091.00
TOBACCO CESSATION	10.712	9011	50,000.00	48,500.00	---	1,500.00
CHILD W/SPECIAL NEEDS	10.710	9419	833,420.00	808,417.00	---	25,003.00
EPILEPSY EDUCATION E&E	10.710	9854	50,000.00	48,500.00	---	1,500.00
BRAIN INJURY WAIVER E&E	10.710	9859	350,000.00	---	---	350,000.00
NEWBORN SCREENING PS	10.740	9862	111,402.00	108,060.00	---	3,342.00
NEWBORN SCREENING E&E	10.740	9863	79,998.00	77,598.00	---	2,400.00
ADOLESCENT HEALTH PS	10.700	9983	14,853.00	14,390.83	---	462.17
RADIOLGCL SHIP INSPECT PS (Fund 0656)	10.700	8241	70,174.00	69,886.02	---	287.98
RADIOLGCL SHIP INSPECT EE (Fund 0656)	10.700	8242	23,785.00	23,129.86	---	655.14
DIV COMM&PUBLIC HLTH PS (Fund 0658)	10.700	1242	181,488.00	18,620.33	---	162,867.67
DIV COMM&PUBLIC HLTH E&E (Fund 0658)	10.700	1244	366,378.00	177,871.85	---	188,506.15
CHILD W/SPECIAL NEEDS (Fund 0950)	10.710	7726	30,000.00	19,093.36	---	10,906.64
<u>Division of Senior and Disability Services</u>						
NON-MEDICAID PAS E&E	10.810	0934	740,140.00	623,708.45	---	116,431.55
DIV SENIOR&DISABILITY PS	10.800	1258	1,754,186.00	1,719,456.32	---	34,729.68

DIV SENIOR&DISABILITY E&E	10.800	1259	271,742.00	267,370.46	---	4,371.54
DSDS MEDICAID PS	10.800	2009	7,131,851.00	6,968,532.81	---	163,318.19
DSDS MEDICAID E&E	10.800	2010	701,597.00	672,497.59	---	29,099.41
IN HOME SVS MEDICAID	10.815	2028	278,362,283.00	274,842,625.00	---	3,519,658.00
NORC	10.830	2851	300,000.00	291,000.00	---	9,000.00
ALZHEIMER'S SERVICE	10.825	2907	550,000.00	533,500.00	---	16,500.00
NATURALIZATION ASSISTANCE	10.805	3274	200,000.00	193,999.87	---	6,000.13
ADULT PROTECTIVE SERV PRG	10.810	3383	299,925.00	108,251.74	---	191,673.26
AAA CONTRACTS	10.820	4519	11,805,720.00	11,451,544.00	---	354,176.00
HCBS REASSESSMENT	10.815	8255	1,009,728.00	899,754.65	---	109,973.35
HCBS REASSESSMENT PS	10.815	8822	490,272.00	469,783.77	---	20,488.23
IN HOME SVS MEDICAID (Fund 0421)	10.815	8513	25,000.00	18,486.08	---	6,513.92
HCBS PSD (Fund 0470)	10.815	9833	4,279,487.00	4,279,487.00	---	---
PDN RATE INCREASE (Fund 0470)	10.815	9987	1,000,000.00	1,000,000.00	---	---

Division of Regulation and Licensure

DIV OF REG&LICENSURE PS	10.900	1263	6,757,824.00	6,536,881.11	---	220,942.89
DIV OF REG&LICENSURE E&E	10.900	1264	640,325.00	620,361.46	---	19,963.54
DRL MEDICAID PS	10.900	2015	1,481,918.00	1,414,655.09	---	67,262.91
DRL MEDICAID E&E	10.900	2016	106,169.00	103,731.03	---	2,437.97
DIV OF REG&LICENSURE PS (Fund 0276)	10.900	1273	75,360.00	72,622.50	---	2,737.50
DIV OF REG&LICENSURE E&E (Fund 0276)	10.900	1274	10,970.00	10,604.05	---	365.95

DEPARTMENT OF TRANSPORTATION

PORT AUTH CI FINANCL ASST	04.535	2619	3,000,000.00	2,910,000.00	---	90,000.00
ELDRLY&DISAB TRAN ASSTIST	04.465	2765	1,194,129.00	1,158,305.00	---	35,824.00
TRANSIT FUNDS FOR STATE	04.455	2817	500,000.00	485,000.00	---	15,000.00
STATE MATCH FOR AMTRAK	04.505	4265	9,600,000.00	9,600,000.00	---	---
AIRPORT CI & MAINT	17.130	9351	1,997,787.00	---	1,937,787.00	60,000.00
ASHLAND HWY PROJ	04.410	9377	250,000.00	---	---	250,000.00
KC PORT AUTH	04.535	9378	3,000,000.00	2,910,000.00	---	90,000.00
ROSECRANS LEVIES	04.520	9616	2,000,000.00	876,887.00	1,062,213.00	60,900.00

**DEPARTMENT OF LABOR AND
INDUSTRIAL RELATIONS**

DOLIR LEASING	13.005	3229	11,869.00	9,971.98	---	1,897.02
DOLIR STATE OWNED	13.010	7713	63,387.00	61,485.00	---	1,902.00
STWIDE FMRF EXPENDITURE (Fund 0124)	17.155	8574	2.00	---	2.00	---
UNPROGRAMMED (Fund 0124)	17.135	8730	2.00	---	---	2.00
ROOFING MANAGEMENT SYSTEM (Fund 0124)	17.145	8732	2.00	---	---	2.00
ELECTRICAL IMPROVEMENTS (Fund 0124)	17.150	8733	2.00	---	---	2.00
ELEVATOR IMPROVEMENTS (Fund 0124)	17.160	8738	2.00	---	---	2.00

**STATE OF MISSOURI
SUMMARY OF APPROPRIATION ACTIVITY
GENERAL FUND - GENERAL REVENUE FUNDS
FOR THE APPROPRIATION YEAR 2016**

	H.B. No.	Appr. No.	Appropriations	Expenditures and Transfers Out	Reappropriations to 2017	Lapse of Appropriations
FIRE SAFETY IMPROVEMENTS (Fund 0124)	17.165	8739	2.00	---	---	2.00
HTG VENTILATION & AC IMP (Fund 0124)	17.170	8740	2.00	---	---	2.00
STWIDE FMRF EXPENDITURE (Fund 0124)	18.025	9268	2.00	---	2.00	---
<u>Division of Labor Standards</u>						
CHILD LABOR PS	07.820	8667	45,321.00	41,521.24	---	3,799.76
DLS ADMINISTRATION PS	07.820	8668	119,256.00	110,707.80	---	8,548.20
MINE & CAVE INSPECTION PS	07.820	8669	83,501.00	78,855.05	---	4,645.95
PREVAILING WAGE PS	07.820	8670	176,564.00	168,206.79	---	8,357.21
MINIMUM WAGE PS	07.820	8671	161,895.00	153,676.02	---	8,218.98
DLS ADMINISTRATION E&E	07.820	8672	20,717.00	15,658.39	---	5,058.61
MINE & CAVE INSPCTION E&E	07.820	8673	11,083.00	8,580.59	---	2,502.41
PREVAILING WAGE E&E	07.820	8674	15,906.00	13,964.75	---	1,941.25
MINIMUM WAGE E&E	07.820	8675	10,788.00	8,156.51	---	2,631.49
<u>State Board of Mediation</u>						
BOARD OF MEDIATION PS	07.835	0598	111,554.00	105,706.96	---	5,847.04
BOARD OF MEDIATION E&E	07.835	2324	8,976.00	7,273.53	---	1,702.47
<u>Division of Workers' Compensation</u>						
LINE OF DUTY COMP E&E (Fund 0939)	07.855	5544	450,000.00	125,000.00	---	325,000.00
<u>Human Rights Commission</u>						
COMM ON HUMAN RIGHTS PS	07.900	5995	513,308.00	497,867.71	---	15,440.29
COMM ON HUMAN RIGHTS E&E	07.900	5997	16,338.00	15,848.00	---	490.00
MLK JR COMMISSION E&E	07.900	8328	30,086.00	29,183.00	---	903.00
MLK JR STATE CELEBRN E&E (Fund 0438)	07.900	8410	5,000.00	---	---	5,000.00
<u>Labor and Industrial Relations Commission</u>						
INDUSTRIAL COMMISSION PS	07.815	3092	9,354.00	9,073.00	---	281.00
INDUSTRIAL COMMISSION E&E	07.815	3093	594.00	576.00	---	18.00
<u>DEPARTMENT OF MENTAL HEALTH</u>						
MENTAL HEALTH LEASING	13.005	0655	2,279,549.00	1,667,114.28	---	612,434.72
REFUNDS	10.030	5519	200,000.00	29,336.40	---	170,663.60
MENTAL HEALTH STATE OWNED	13.010	7751	757,788.00	735,054.00	---	22,734.00
MENTAL HEALTH INSTIT	13.015	7756	21,047,084.00	20,415,671.00	---	631,413.00
STWIDE FMRF EXPENDITURE (Fund 0124)	17.155	8574	5,735,124.00	1,546,099.20	2.00	4,189,022.80

ELEVATOR IMPROVEMENTS (Fund 0124)	17.160	8738	2.00	---	---	2.00
REFUNDS (Fund 0625)	10.030	4419	100.00	---	---	100.00
REFUNDS (Fund 0930)	10.030	4421	150,000.00	10,385.00	---	139,615.00

Office of the Director

DIRECTOR'S OFFICE PS	10.005	0669	440,915.00	427,688.00	---	13,227.00
DIRECTOR'S OFFICE E&E	10.005	2043	9,354.00	9,073.00	---	281.00
STAFF TRAINING	10.025	4170	357,495.00	292,031.53	---	65,463.47
OPERATIONAL SUPPORT PS	10.020	5307	4,605,309.00	4,466,932.30	---	138,376.70
OPERATIONAL SUPPORT E&E	10.020	5310	354,986.00	344,336.00	---	10,650.00
HEALTHCARE TECHNOLOGY PS	10.020	6978	60,703.00	58,881.54	---	1,821.46
TRAINING E&E	10.025	9849	20,000.00	19,400.00	---	600.00

Division of Alcohol and Drug Abuse

ADA TREATMENT-MEDICAID MT	10.110	2040	9,757,191.00	9,539,900.72	---	217,290.28
ADA ADMIN PS	10.100	2149	846,006.00	820,625.90	---	25,380.10
ADA ADMIN E&E	10.100	2150	20,729.00	20,107.00	---	622.00
PREVENTION & EDU SVS PS	10.105	2649	26,263.00	25,474.88	---	788.12
HOUSING	10.055	2792	255,000.00	222,812.89	---	32,187.11
ADA TREATMENT SERVICES	10.110	4147	28,492,222.00	27,879,728.00	---	612,494.00
ADA TREATMENT SVS PS	10.110	4148	523,819.00	508,104.00	---	15,715.00
COMMUNITY 2000	10.105	4649	729,300.00	626,300.00	---	103,000.00
ADA TREATMNT EX-OFFENDERS	10.110	8661	1,000,000.00	970,000.00	---	30,000.00
ADA PILOT PSD	10.110	9848	750,000.00	727,500.00	---	22,500.00
PREVENTION & EDU SVS EE (Fund 0470)	10.105	9797	121,681.00	121,681.00	---	---
ADA TREATMENT SVS MED (Fund 0470)	10.110	9798	325,935.00	325,933.97	---	1.03
ADA TREATMENT SVS (Fund 0470)	10.110	9988	918,741.00	918,741.00	---	---
PREVENTION & EDU SVS E&E (Fund 0625)	10.105	3585	300,000.00	300,000.00	---	---
ADA TREATMENT-MEDICAID MT (Fund 0625)	10.110	3587	1,869,327.00	1,869,326.89	---	0.11
ADA TREATMENT SERVICES (Fund 0625)	10.110	3594	100,000.00	100,000.00	---	---
ADA TREATMENT-MEDICAID MT (Fund 0930)	10.110	3765	767,775.00	403,817.61	---	363,957.39

Division of Comprehensive Psychiatric

Services

MEDICATION COST INCREASES	10.230	0373	12,989,198.00	12,989,198.00	---	---
ADULT COMMUNITY PRGM PS	10.210	1479	88,763.00	86,099.79	---	2,663.21
YOUTH COMMUNITY PRGM PS	10.225	1481	51,601.00	50,052.87	---	1,548.13
HOMELESS MENTALLY ILL	10.210	1685	524,127.00	508,403.00	---	15,724.00
CPS ADMIN PS	10.200	1844	786,613.00	763,015.00	---	23,598.00
CPS ADMIN E&E	10.200	1845	49,324.00	47,844.00	---	1,480.00
CIVIL COMM LEGAL FEES	10.215	1864	682,815.00	682,805.58	---	9.42
OA CIVIL COMM LEGAL FEES	10.215	1865	132,550.00	114,960.00	---	17,590.00
FORENSIC SUPPORT SVS PS	10.220	1866	751,641.00	729,092.00	---	22,549.00
FORENSIC SUPPORT SVS E&E	10.220	1867	22,765.00	22,691.45	---	73.55
ADULT COMMUNITY PRGM E&E	10.210	2052	763,768.00	740,855.00	---	22,913.00

**STATE OF MISSOURI
SUMMARY OF APPROPRIATION ACTIVITY
GENERAL FUND - GENERAL REVENUE FUNDS
FOR THE APPROPRIATION YEAR 2016**

	H.B. No.	Appr. No.	Appropriations	Expenditures and Transfers Out	Reappropriations to 2017	Lapse of Appropriations
ADULT COMMUNITY PROGRAM	10.210	2053	34,408,499.00	33,680,275.00	---	728,224.00
YOUTH COMMUNITY PRGM E&E	10.225	2056	60,101.00	58,298.00	---	1,803.00
YOUTH COMMUNITY PROGRAM	10.225	2057	11,780,156.00	11,614,390.00	---	165,766.00
FULTON STATE HOSPITAL E&E	10.300	2061	7,107,667.00	6,921,730.00	---	185,937.00
NW MO PSY REHAB CTR E&E	10.305	2063	2,177,107.00	2,111,793.24	---	65,313.76
STL PSY REHAB CTR E&E	10.310	2064	2,663,129.00	2,583,235.00	---	79,894.00
HAWTHORN PSY HOSPTL E&E	10.335	2067	936,354.00	908,263.00	---	28,091.00
METRO STL PSY CTR E&E	10.320	2068	2,238,008.00	2,170,868.00	---	67,140.00
ADULT COM PRG-MEDICAID MT	10.210	2070	74,570,771.00	73,722,575.20	---	848,195.80
YOUTH COM PRG-MEDICAID MT	10.225	2071	19,969,130.00	19,723,030.09	---	246,099.91
SOUTHEAST MO MHC E&E	10.325	2083	2,756,368.00	2,671,585.00	---	84,783.00
CTR FOR BEHAV MED E&E	10.330	2090	2,289,541.00	2,220,855.00	---	68,686.00
SEMO MHC-SORTS PS	10.325	2229	15,247,181.00	15,226,447.59	---	20,733.41
SEMO MHC-SORTS E&E	10.325	2246	3,467,205.00	2,823,773.00	---	643,432.00
SEMO MHC-SORTS OVERTIME	10.325	3206	85,105.00	85,105.00	---	---
HEALTHCARE TECHNOLOGY E&E	10.020	4169	614,811.00	596,367.00	---	18,444.00
CPS FACILITY SUP PRN-PS	10.205	6766	3,317,933.00	3,219,813.00	---	98,120.00
CPS FACILITY SUP PRN-E&E	10.205	6770	9,867.00	8,153.00	---	1,714.00
CPS FS LOSS OF BENEF E&E	10.205	6771	850,233.00	824,726.00	---	25,507.00
OVERTIME PAY PS	10.010	7031	6,910,245.00	6,792,209.19	---	118,035.81
FULTON ST HOSP OVERTIME	10.300	7187	898,874.00	898,874.00	---	---
NW MO PSY REHAB OVERTIME	10.305	7188	165,944.00	165,944.00	---	---
STL PSY REHAB OVERTIME	10.310	7190	287,392.00	287,392.00	---	---
HAWTHORN HOSP OVERTIME	10.335	7193	64,563.00	64,563.00	---	---
METRO STL PSY OVERTIME	10.320	7197	17,043.00	17,043.00	---	---
SE MO MHC OVERTIME	10.325	7201	163,611.00	163,611.00	---	---
CTR BEHAV MED OVERTIME	10.330	7202	247,157.00	247,157.00	---	---
SEMO - PUB BLDG	10.325	7520	55,593.00	55,593.00	---	---
CPS HOSPITAL PROVIDER TAX	10.205	7652	16,000,000.00	13,949,772.00	---	2,050,228.00
FULTON-SORTS PS	10.300	7825	6,858,831.00	6,647,691.42	---	211,139.58
FULTON-SORTS OVERTIME	10.300	7826	61,602.00	61,602.00	---	---
FULTON-SORTS E&E	10.300	7827	1,683,033.00	1,632,542.00	---	50,491.00
ACP INPATIENT REDESIGN	10.210	7828	4,500,000.00	4,500,000.00	---	---
CPS FACILITY SUPPORT-E&E	10.205	7833	607,216.00	589,000.00	---	18,216.00
CPS EATING DISORDER PS	10.210	8054	38,000.00	3,042.00	---	34,958.00
CPS EATING DISORDER E&E	10.210	8055	201,495.00	193,145.48	---	8,349.52
FSH RPLCMNT PLNG & DESIGN	17.185	8725	7,498,991.00	5,808,834.04	1,690,156.00	0.96
ADLT COM PRG SW MEDICD MT	10.210	8926	1,355,817.00	1,320,003.27	---	35,813.73

ADULT COM PRG SW	10.210	8927	2,693,543.00	2,665,438.00	---	28,105.00
FULTON STATE HOSPITAL PS	10.300	9381	37,440,593.00	36,341,405.80	---	1,099,187.20
NW MO PSY REHAB CTR PS	10.305	9384	10,464,167.00	10,146,147.00	---	318,020.00
STL PSY REHAB CTR PS	10.310	9385	16,796,268.00	16,297,848.27	---	498,419.73
HAWTHORN PSY HOSPTL PS	10.335	9387	6,185,102.00	5,998,600.00	---	186,502.00
METRO STL PSY CTR PS	10.320	9391	6,576,675.00	6,370,317.71	---	206,357.29
SOUTHEAST MO MHC PS	10.325	9394	17,098,338.00	16,685,017.98	---	413,320.02
CTR FOR BEHAV MED PS	10.330	9395	13,490,016.00	13,084,926.49	---	405,089.51
MH TRAUMA TREATMENTS KIDS	10.226	9396	500,000.00	485,000.00	---	15,000.00
ABTMNT REMVAL & REMDIATN (Fund 0124)	17.140	8731	26,965.00	26,964.21	---	0.79
ELECTRICAL IMPROVEMENTS (Fund 0124)	17.150	8733	1,416,763.00	38,616.77	---	1,378,146.23
HTG VENTILATION & AC IMP (Fund 0124)	17.170	8740	53,977.00	52,906.37	---	1,070.63
EMERGENCY (Fund 0124)	17.135	8851	103,329.00	103,328.99	---	0.01
HAZMAT REMEDIATION (Fund 0124)	17.135	8853	14,737.00	14,737.00	---	---
HAZMAT REMEDIATION (Fund 0124)	18.020	9272	34,882.00	34,881.38	---	0.62
ADULT COMMUNITY PRGM MED (Fund 0470)	10.210	9799	1,272,292.00	1,272,290.46	---	1.54
ADULT COMMUNITY PRG SW EE (Fund 0470)	10.210	9800	64,722.00	64,722.00	---	---
YOUTH COMMUNITY PRGM MED (Fund 0470)	10.225	9802	369,148.00	369,146.90	---	1.10
ADULT COMMUNITY PRGM (Fund 0470)	10.210	9989	1,092,336.00	1,092,336.00	---	---
YOUTH COMMUNITY PRGM (Fund 0470)	10.225	9990	248,649.00	248,649.00	---	---
ADULT COM PRG-MEDICAID MT (Fund 0930)	10.210	3766	1,001,405.00	883,126.60	---	118,278.40
YOUTH COM PRG-MEDICAID MT (Fund 0930)	10.225	3767	907,317.00	555,089.82	---	352,227.18

Division of Developmental Disabilities

CENTRAL MO RO PS	10.500	0461	3,102,833.00	3,009,748.00	---	93,085.00
KANSAS CITY RO PS	10.505	0464	2,769,638.00	2,702,033.25	---	67,604.75
SIKESTON RO PS	10.510	0469	1,676,780.00	1,626,477.00	---	50,303.00
SPRINGFIELD RO PS	10.515	0470	2,023,720.00	1,963,008.00	---	60,712.00
ST LOUIS RO PS	10.520	0471	4,183,062.00	4,056,835.02	---	126,226.98
DD ADMIN PS	10.400	1911	1,333,821.00	1,293,806.00	---	40,015.00
DD ADMIN E&E	10.400	1912	56,250.00	54,562.00	---	1,688.00
COMMUNITY PROGRAMS	10.410	1919	5,494,988.00	5,078,898.00	---	416,090.00
AUTISTIC CLIENTS	10.410	1928	4,261,663.00	4,202,238.00	---	59,425.00
COMMUNITY PRG-MEDICAID MT	10.410	2072	236,582,302.00	227,427,577.00	---	9,154,725.00
CENTRAL MO RO E&E	10.500	2102	182,329.00	176,859.00	---	5,470.00
KANSAS CITY RO E&E	10.505	2112	282,086.00	273,623.00	---	8,463.00
SIKESTON RO E&E	10.510	2117	142,583.00	138,306.00	---	4,277.00
SPRINGFIELD RO E&E	10.515	2118	220,517.00	213,901.00	---	6,616.00
DD COM SUP STAFF PS	10.415	2198	1,961,542.00	1,896,219.63	---	65,322.37
ST LOUIS RO E&E	10.520	2332	383,822.00	372,307.00	---	11,515.00
C & F DIRECTED SUPPORTS	10.410	2770	8,985,485.00	8,985,485.00	---	---
ST ICF-ID REIMB ALLOW	10.405	2780	7,000,000.00	5,948,391.00	---	1,051,609.00
BELLEFONTAINE MEDICAID EE	10.525	3036	248,333.00	240,883.00	---	7,450.00
HIGGINSVILLE MEDICAID EE	10.530	3037	29,396.00	28,514.00	---	882.00
SW COMM SRVC DD MEDICD EE	10.540	3039	67,161.00	65,146.00	---	2,015.00

STATE OF MISSOURI
SUMMARY OF APPROPRIATION ACTIVITY
GENERAL FUND - GENERAL REVENUE FUNDS
FOR THE APPROPRIATION YEAR 2016

	H.B. No.	Appr. No.	Appropriations	Expenditures and Transfers Out	Reappropriations to 2017	Lapse of Appropriations
ST LOUIS DDTC MEDICAID EE	10.545	3040	1,829,629.00	1,774,740.00	---	54,889.00
SOUTHEAST MO MEDICAID E&E	10.550	3041	14,604.00	14,166.00	---	438.00
CENTRAL MO RO MEDICAID EE	10.500	4493	1,233.00	1,196.00	---	37.00
KANSAS CTY RO MEDICAID EE	10.505	4496	925.00	897.00	---	28.00
SIKESTON RO MEDICAID EE	10.510	4504	925.00	897.00	---	28.00
SPRINGFL RO MEDICAID EE	10.515	4507	925.00	897.00	---	28.00
ST LOUIS RO MEDICAID EE	10.520	4510	925.00	897.00	---	28.00
ST LOUIS DDTC MEDICAID PS	10.545	5541	4,347,696.00	4,217,265.00	---	130,431.00
DD COMMUNITY PROGRAMS PS	10.410	7426	573,528.00	556,322.00	---	17,206.00
DD COMMUNITY PROGRAMS E&E	10.410	7427	31,425.00	30,482.00	---	943.00
BELLEFONTAINE MEDICAID PS	10.525	7940	5,972,773.00	5,793,590.00	---	179,183.00
BELLEFONTAINE MED OVRTIME	10.525	7941	915,668.00	915,667.98	---	0.02
NW COMMUNITY SRVS MED-PS	10.530	7943	16,058.00	15,576.00	---	482.00
HIGGINSVILLE HC MED PS	10.530	7945	3,520,906.00	3,415,279.00	---	105,627.00
HIGGINSVILLE HC MED OVT	10.530	7946	391,642.00	391,642.00	---	---
SW COMM SRVC DD MEDICD PS	10.540	7953	2,193,957.00	2,107,782.00	---	86,175.00
SW COMM SRVC DD MEDICD OT	10.540	7954	9,237.00	9,237.00	---	---
SE MO RES SVCS MED PS	10.550	7955	1,869,728.00	1,813,636.00	---	56,092.00
SOUTHEAST MO MED RES OT	10.550	7957	187,808.00	187,808.00	---	---
AUTISM REGIONAL PROJECTS	10.410	8307	8,750,648.00	8,673,141.00	---	77,507.00
DD FAMILY PRTNSHP PRG MED	10.410	8993	300,000.00	291,000.00	---	9,000.00
MHC NORTHWEST COM MED PS	10.535	9171	5,107,105.00	4,966,189.44	---	140,915.56
MHC NORTHWEST COM MED E&E	10.535	9173	377,115.00	365,802.00	---	11,313.00
MHC NORTHWEST COM MED OT	10.535	9176	728,135.00	728,135.00	---	---
TUBEROUS SCLEROSIS COMPLX	10.411	9398	250,000.00	242,500.00	---	7,500.00
TARGETED CASE MGMT MED	10.410	9411	23,660,186.00	23,660,186.00	---	---
UNPROGRAMMED (Fund 0124)	17.135	8730	1,406,974.00	888,414.89	---	518,559.11
ROOFING MANAGEMENT SYSTEM (Fund 0124)	17.145	8732	1,098,774.00	861,774.94	---	236,999.06
FIRE SAFETY IMPROVEMENTS (Fund 0124)	17.165	8739	1,405,307.00	1,292,085.00	---	113,222.00
PLUMBING IMPROVEMENTS (Fund 0124)	17.175	8741	653,184.00	417,464.39	---	235,719.61
STWIDE FMRF EXPENDITURE (Fund 0124)	18.025	9268	17,835.00	17,832.28	2.00	0.72
PLUMBING IMPROVEMENTS (Fund 0124)	18.016	9902	45,000.00	43,081.47	---	1,918.53
HTG VENTILATION & AC IMP (Fund 0124)	18.018	9904	198,882.00	9,750.00	---	189,132.00
HAB CENTER PROGRAM FUNDS (Fund 0435)	10.405	9250	3,416,027.00	2,773,288.34	---	642,738.66
COMMUNITY PROGRAMS MED (Fund 0470)	10.410	9803	5,844,360.00	5,844,360.00	---	---
AUTISM REGIONAL PROJECTS (Fund 0470)	10.410	9804	116,260.00	116,260.00	---	---
COMM PROGRAMS PROV RATE (Fund 0470)	10.410	9982	5,066,885.00	5,066,885.00	---	---
COMMUNITY PROGRAMS (Fund 0470)	10.410	9991	348,532.00	348,532.00	---	---

AUTISTIC CLIENTS (Fund 0470)	10.410	9992	59,425.00	59,425.00	---	---
DD COM PRG-MEDICAID MT (Fund 0930)	10.410	3768	15,728,609.00	10,676,133.44	---	5,052,475.56
TARGETED CASE MGMT MED (Fund 0930)	10.410	9422	1,000,000.00	205,861.20	---	794,138.80
DD WAITING LIST EQUITY TR (Fund 0986)	10.410	8206	10,000.00	1,100.00	---	8,900.00

DEPARTMENT OF NATURAL RESOURCES

SULLIVAN COUNTY LAKE PROJ	19.230	1167	1,000,000.00	541,266.60	458,733.00	0.40
DNR LEASING	13.005	4305	403,793.00	370,548.02	---	33,244.98
DNR STATE OWNED	13.010	7688	315,460.00	305,996.00	---	9,464.00
STWIDE FMRF EXPENDITURE (Fund 0124)	17.155	8574	6,050.00	---	2.00	6,048.00
UNPROGRAMMED (Fund 0124)	17.135	8730	2.00	---	---	2.00
ELECTRICAL IMPROVEMENTS (Fund 0124)	17.150	8733	2.00	---	---	2.00
ELEVATOR IMPROVEMENTS (Fund 0124)	17.160	8738	2.00	---	---	2.00
FIRE SAFETY IMPROVEMENTS (Fund 0124)	17.165	8739	2.00	---	---	2.00
HTG VENTILATION & AC IMP (Fund 0124)	17.170	8740	2.00	---	---	2.00
UNPROGRAMMED M&R (Fund 0124)	18.015	9269	213,237.00	---	---	213,237.00
REFUND ACCOUNTS (Fund 0656)	06.315	7799	250.00	---	---	250.00
DNR INTEGRATED DATA SYSTM (Fund 0656)	06.300	8957	15,237.00	15,237.00	---	---

Department Operations

DEPT OPERATIONS PS	06.200	1804	196,070.00	190,188.00	---	5,882.00
DEPT OPERATIONS E&E	06.200	1807	109,485.00	106,200.00	---	3,285.00

Water Resources Center

WATER RESOURCES PS	06.205	5245	1,415,387.00	1,356,734.78	---	58,652.22
WATER RESOURCES E&E	06.205	5246	1,569,772.00	1,522,679.00	---	47,093.00
CLARENCE CANNON PAYMENT (Fund 0174)	06.215	2916	467,753.00	467,752.67	---	0.33

Division of Environmental Quality

SOLID WASTE FORFEITRES PS	06.225	4303	927.00	---	---	927.00
REGIONAL OFFICES PS	06.225	5340	2,157,661.00	2,091,876.50	---	65,784.50
REGIONAL OFFICES E&E	06.225	5349	187,812.00	181,660.11	---	6,151.89
ENVIRONMENTAL SVS PS	06.225	5406	1,136,793.00	1,104,117.70	---	32,675.30
ENVIRONMENTAL SVS E&E	06.225	5417	317,949.00	308,392.35	---	9,556.65
WATER PROTECTION PRG PS	06.225	7172	392,619.00	380,779.15	---	11,839.85
WATER PROTECTION PRG E&E	06.225	7176	166,506.00	161,511.00	---	4,995.00
SOLID WASTE FORFEITRS E&E	06.225	9056	62,969.00	61,226.16	---	1,742.84
SOLID WASTE FORFEITRES PS (Fund 0198)	06.225	4304	100.00	---	---	100.00
SOLID WASTE FORFEITRS E&E (Fund 0198)	06.225	9057	423,973.00	---	---	423,973.00
HAZARDOUS WASTE PS (Fund 0656)	06.225	6841	44,759.00	25,713.91	---	19,045.09
HAZARDOUS WASTE E&E (Fund 0656)	06.225	6842	195,582.00	38,747.21	---	156,834.79
ENVIRONMENTAL SVS PS (Fund 0656)	06.225	7847	12,272.00	206.41	---	12,065.59
ENVIRONMENTAL SVS E&E (Fund 0656)	06.225	7848	19,920.00	---	---	19,920.00

**STATE OF MISSOURI
SUMMARY OF APPROPRIATION ACTIVITY
GENERAL FUND - GENERAL REVENUE FUNDS
FOR THE APPROPRIATION YEAR 2016**

	H.B. No.	Appr. No.	Appropriations	Expenditures and Transfers Out	Reappropriations to 2017	Lapse of Appropriations
<u>Missouri Geological Survey</u>						
MGS OPERATIONS PS	06.260	2395	835,546.00	808,798.27	---	26,747.73
MGS OPERATIONS E&E	06.260	2396	223,280.00	216,582.00	---	6,698.00
ABTMNT REMVAL & REMDIATN (Fund 0124)	17.140	8731	343,608.00	333,693.60	---	9,914.40
ROOFING MANAGEMENT SYSTEM (Fund 0124)	17.145	8732	292,620.00	237,190.56	---	55,429.44
PLUMBING IMPROVEMENTS (Fund 0124)	17.175	8741	191,622.00	184,492.85	---	7,129.15
<u>DEPARTMENT OF PUBLIC SAFETY</u>						
PUBLIC SAFETY LEASING	13.005	6075	103,211.00	96,045.28	---	7,165.72
PUBLIC SAFETY STATE OWNED	13.010	7728	235,659.00	216,020.22	---	19,638.78
UNPROGRAMMED (Fund 0124)	17.135	8730	2.00	---	---	2.00
STWIDE FMRF EXPENDITURE (Fund 0124)	17.155	8574	2,463,551.00	1,533,043.99	2.00	930,505.01
ROOFING MANAGEMENT SYSTEM (Fund 0124)	17.145	8732	2.00	---	---	2.00
ELECTRICAL IMPROVEMENTS (Fund 0124)	17.150	8733	2.00	---	---	2.00
FIRE SAFETY IMPROVEMENTS (Fund 0124)	17.165	8739	2.00	---	---	2.00
HTG VENTILATION & AC IMP (Fund 0124)	17.170	8740	2.00	---	---	2.00
STWIDE FMRF EXPENDITURE (Fund 0124)	18.025	9268	2.00	---	2.00	---
<u>Office of the Director</u>						
DIRECTOR ADMIN PS	08.005	1097	867,948.00	861,778.03	---	6,169.97
INTERNET SEX CRIME PS	08.030	2941	17,715.00	17,003.98	---	711.02
INTERNET SEX CRIME E&E	08.030	2951	27,285.00	9,168.17	---	18,116.83
FORENSIC EXAMS	08.050	3168	1,600,000.00	1,210,708.57	---	389,291.43
INTERNET SEX CRM TSF GNTS	08.030	3231	1,455,000.00	1,406,861.27	---	48,138.73
DIRECTOR ADMIN E&E	08.005	8094	143,848.00	112,263.67	---	31,584.33
DRUG TASK FORCES	08.005	8562	1,465,000.00	1,416,348.28	---	48,651.72
DRUG TASK FORCES PS	08.005	8779	31,813.00	27,561.66	---	4,251.34
DRUG TASK FORCES E&E	08.005	8780	3,187.00	3,074.21	---	112.79
FORNSIC EXAMS-CHILD ABUSE	08.050	8974	1,422,000.00	247,471.06	---	1,174,528.94
AT-RISK EDUCATN PILOT PRG	08.010	9140	1,000,000.00	970,000.00	---	30,000.00
FORENSIC EXAMS PS	08.050	9446	30,000.00	---	---	30,000.00
FUNDING FOR FALLEN	08.031	9610	100,000.00	3,132.84	---	96,867.16
DRUG TASK FORCES (Fund 0761)	08.005	9240	100.00	5.22	---	94.78
<u>Division of Fire Safety</u>						
F S ADMIN PS	08.155	1103	2,049,661.00	1,931,861.06	---	117,799.94
F S ADMIN E&E	08.155	1107	375,999.00	366,732.43	---	9,266.57
FIREFIGHTER TRAINING	08.165	7496	500,000.00	484,996.78	---	15,003.22

Capitol Police

CAPITOL POLICE PS	08.075	3300	1,280,594.00	1,277,367.18	---	3,226.82
CAPITOL POLICE E&E	08.075	3301	110,271.00	106,962.09	---	3,308.91

State Highway Patrol

SHP TECHNICAL SERVICE PS	08.130	0628	592,411.00	523,926.98	---	68,484.02
SHP ENFORCEMENT PS	08.090	1134	7,312,523.00	7,086,505.47	---	226,017.53
SHP ENFORCEMENT E&E	08.090	1139	882,530.00	838,875.11	---	43,654.89
STATE WATER PATROL PS	08.095	1171	3,460,564.00	3,312,180.79	---	148,383.21
STATE WATER PATROL E&E	08.095	1175	387,251.00	354,261.19	---	32,989.81
ST HWY PATROL LEASING	13.005	2006	83,311.00	81,326.68	---	1,984.32
SHP TECHNICAL SERVICE E&E	08.130	2283	37,222.00	32,707.36	---	4,514.64
GASOLINE PURCHASE	08.100	2335	448,547.00	325,852.12	---	122,694.88
SHP ACADEMY PS	08.115	2338	79,790.00	74,581.50	---	5,208.50
SHP NON HWY DUTIES PS	08.090	4336	1,056,816.00	859,919.86	---	196,896.14
SHP NON HWY DUTIES E&E	08.090	4337	43,422.00	40,881.36	---	2,540.64
CRIME LABS PS	08.110	4342	2,556,049.00	2,224,039.26	---	332,009.74
CRIME LABS E&E	08.110	4343	961,393.00	961,391.55	---	1.45
FRINGE BENEFITS PS	08.085	4344	12,006,822.00	10,776,033.88	---	1,230,788.12
FRINGE BENEFITS E&E	08.085	4347	977,765.00	797,543.67	---	180,221.33
SHP ADMIN E&E	08.080	4368	3,361.00	2,546.00	---	815.00
SHP ADMIN PS	08.080	6327	250,898.00	240,119.31	---	10,778.69
DPS-SHP INSTIT	13.015	7741	379,071.00	367,699.00	---	11,372.00
SHP ACADEMY E&E (Fund 0674)	08.115	3441	581,717.00	240,836.40	---	340,880.60
SHP ACADEMY PS (Fund 0674)	08.115	6328	100,471.00	88,971.46	---	11,499.54
FRINGE BENEFITS PS (Fund 0674)	08.085	6329	82,737.00	71,962.87	---	10,774.13
FRINGE BENEFITS E&E (Fund 0674)	08.085	6330	6,458.00	5,646.66	---	811.34
DPS-SHP INSTIT (Fund 0674)	13.015	7747	28,611.00	28,611.00	---	---
HP PERSONAL EQUIPMENT E&E (Fund 0793)	08.135	7045	65,000.00	8,672.85	---	56,327.15

Alcohol and Tobacco Control

REFUND UNUSED STICKERS	08.150	1161	55,000.00	20,393.33	---	34,606.67
ALCOHOL & TOBACCO CNTR PS	08.145	5283	755,949.00	680,262.56	---	75,686.44
ALCOHOL & TOBACCO CNTR EE	08.145	5284	87,492.00	84,860.74	---	2,631.26
ALCOHOL & TOBACCO CNTR PS (Fund 0625)	08.145	3650	112,572.00	78,257.82	---	34,314.18
ALCOHOL & TOBACCO CNTR EE (Fund 0625)	08.145	3651	33,046.00	30,651.10	---	2,394.90

Adjutant General

A G ADMIN PS	08.245	1226	1,032,632.00	1,001,650.54	---	30,981.46
A G ADMIN E&E	08.245	1228	125,133.00	121,379.00	---	3,754.00
A G FIELD SUPPORT PS	08.265	1229	695,358.00	674,476.20	---	20,881.80
A G FIELD SUPPORT E&E	08.265	1231	1,602,217.00	1,554,150.00	---	48,067.00
A G AIR SEARCH & RESCUE	08.290	3984	17,501.00	16,975.98	---	525.02
CONTRACT SERVICES PS	08.285	4502	433,642.00	420,497.47	---	13,144.53
CONTRACT SERVICES E&E	08.285	4503	19,773.00	19,180.00	---	593.00

**STATE OF MISSOURI
SUMMARY OF APPROPRIATION ACTIVITY
GENERAL FUND - GENERAL REVENUE FUNDS
FOR THE APPROPRIATION YEAR 2016**

	H.B. No.	Appr. No.	Appropriations	Expenditures and Transfers Out	Reappropriations to 2017	Lapse of Appropriations
NATIONAL GUARD TRUST E&E	08.250	4527	2,953,957.00	2,865,338.00	---	88,619.00
ABTMNT REMVAL & REMDIATN (Fund 0124)	17.140	8731	3,140,196.00	3,047,320.22	---	92,875.78
ELEVATOR IMPROVEMENTS (Fund 0124)	17.160	8738	325,484.00	25,816.41	---	299,667.59
ADJ GEN M&R NAT GUARD FAC (Fund 0124)	17.305	8743	3,742,313.00	2,469,003.26	---	1,273,309.74
<u>State Emergency Management Agency</u>						
A G SEMA PS	08.295	1237	1,258,532.00	1,242,859.00	---	15,673.00
A G SEMA E&E	08.295	1241	202,974.00	196,884.11	---	6,089.89
STATE AGENCY DISASTERS	08.305	3166	3,280,010.00	765,677.78	---	2,514,332.22
SEMA GRANT	08.305	3299	12,543,999.00	9,176,149.90	---	3,367,849.10
STATE AGENCY DISASTERS PS	08.305	8145	175,000.00	115,384.59	---	59,615.41
<u>Missouri Veterans Commission</u>						
VETERANS HOMES E&E	08.190	2341	750,000.00	727,497.76	---	22,502.24
<u>Missouri Gaming Commission</u>						
HORSE RACING BREEDERS (Fund 0605)	08.220	3295	5,000.00	5,000.00	---	---
<u>DEPARTMENT OF REVENUE</u>						
REVENUE LEASING	13.005	6090	606,470.00	588,333.42	---	18,136.58
REVENUE STATE OWNED	13.010	7666	1,905,218.00	1,848,061.00	---	57,157.00
<u>Legal Services Division</u>						
LEGAL SERV PS	04.020	1739	1,501,832.00	1,443,767.59	---	58,064.41
LEGAL SERV E&E	04.020	1740	155,533.00	149,391.70	---	6,141.30
HWY COLL LEGAL SERV PS	04.005	1766	1,159,019.00	1,055,003.23	---	104,015.77
<u>Administration Division</u>						
POSTAGE	04.025	0075	3,993,011.00	3,873,221.00	---	119,790.00
ADMINISTRATION PS	04.025	1751	1,147,219.00	1,147,002.44	---	216.56
ADMINISTRATION E&E	04.025	1752	211,326.00	202,731.54	---	8,594.46
HWY COLL ADMIN PS	04.005	1768	1,496,031.00	1,485,822.87	---	10,208.13
HWY COLL POSTAGE	04.005	1770	781,505.00	758,060.00	---	23,445.00
HWY COLL-POSTAGE DL	04.005	7880	720,287.00	708,474.72	---	11,812.28
ADMINISTRATION PS (Fund 0169)	04.025	3646	25,552.00	22,969.44	---	2,582.56
ADMINISTRATION E&E (Fund 0169)	04.025	3647	2,089,841.00	1,343,257.64	---	746,583.36

Motor Vehicle and Driver Licensing Division

MV/DL PS	04.015	1710	368,851.00	357,438.78	---	11,412.22
MV/DL E&E	04.015	1711	280,232.00	228,556.55	---	51,675.45
HWY COLL MV/DL PS	04.005	1762	4,092,440.00	3,756,127.86	---	336,312.14
HWY COLL MV/DL E&E	04.005	1763	1,746,691.00	1,694,188.00	---	52,503.00
EMBLEM USE FEE DISTRIB	04.055	3693	1,000.00	905.00	---	95.00
MV/DL SYSTEM PS	04.005	9424	175,000.00	65,321.00	---	109,679.00
MV/DL SYSTEM EE	04.005	9425	25,000.00	15,549.76	---	9,450.24

Taxation Division

DELINQUENT COLLECTN FEES	04.040	0096	3,300,000.00	2,926,105.42	---	373,894.58
GR REFUNDS (REG)	04.060	1243	1,414,400,000.00	1,404,698,968.35	---	9,701,031.65
TAXATION PS	04.010	1691	18,919,686.00	18,176,754.60	---	742,931.40
TAXATION E&E	04.010	1692	2,017,265.00	1,445,273.77	---	571,991.23
TAXATION MTC DUES EE	04.010	1695	212,401.00	206,029.00	---	6,372.00
HWY COLL TAX PS	04.005	1760	604,934.00	540,125.39	---	64,808.61
COUNTY STOCK INSUR TAX	04.095	2705	660,700.00	114,442.23	---	546,257.77
COUNTY FILING FEES	04.045	7024	465,000.00	274,924.50	---	190,075.50
DEBT OFFSET TAX CREDITS	04.100	7323	260,000.00	68,893.11	---	191,106.89
INTEGRATED TAX SYSTEM EE	04.010	7956	13,000,000.00	7,903,310.72	---	5,096,689.28
TAX AMNESTY ADMIN EE	04.010	9613	550,000.00	496,028.43	---	53,971.57
MODEX	04.010	9614	250,000.00	---	---	250,000.00
TAX AMNESTY ADMIN PS	04.010	9831	200,000.00	24,133.74	---	175,866.26

State Tax Commission

STATE TAX COMMISSION PS	04.030	0083	1,991,732.00	1,873,495.46	---	118,236.54
ASSESSMENT MAINTENANCE	04.035	1044	10,376,876.00	10,376,873.42	---	2.58
STATE TAX COMMISSION E&E	04.030	2138	173,577.00	168,568.00	---	5,009.00
AG LAND USE STUDY E&E	04.030	3460	3,798.00	3,684.00	---	114.00
ROLLING STOCK TAX CREDIT	04.036	8972	300,000.00	291,000.00	---	9,000.00
WOOD ENERGY	04.036	9620	1,000,000.00	71,638.00	---	928,362.00
ALTERNATIVE FUEL	04.036	9621	100,000.00	---	---	100,000.00

DEPARTMENT OF SOCIAL SERVICES

SOCIAL SERVICES LEASING	13.005	1434	9,551,303.00	9,134,140.20	---	417,162.80
SOCIAL SRVS STATE OWNED	13.010	7759	5,396,812.00	5,234,908.00	---	161,904.00
SOCIAL SERVICES INSTIT	13.015	7769	3,037,409.00	2,946,287.00	---	91,122.00
UNPROGRAMMED (Fund 0124)	17.135	8730	2.00	---	---	2.00
ELECTRICAL IMPROVEMENTS (Fund 0124)	17.150	8733	2.00	---	---	2.00
ELEVATOR IMPROVEMENTS (Fund 0124)	17.160	8738	2.00	---	---	2.00
PLUMBING IMPROVEMENTS (Fund 0124)	17.175	8741	10,500.00	---	---	10,500.00
STWIDE FMRF EXPENDITURE (Fund 0124)	18.025	9268	2.00	---	2.00	---

**STATE OF MISSOURI
SUMMARY OF APPROPRIATION ACTIVITY
GENERAL FUND - GENERAL REVENUE FUNDS
FOR THE APPROPRIATION YEAR 2016**

	H.B. No.	Appr. No.	Appropriations	Expenditures and Transfers Out	Reappropriations to 2017	Lapse of Appropriations
<u>Office of the Director</u>						
OFFICE OF DIRECTOR PS	11.005	4333	101,659.00	98,608.57	---	3,050.43
OFFICE OF DIRECTOR E&E	11.005	4334	33,543.00	32,537.00	---	1,006.00
MO MEDICAID AUD & COMP PS	11.020	7963	1,150,733.00	1,116,199.57	---	34,533.43
MO MEDICAID AUD & COMP EE	11.020	7964	185,578.00	180,011.00	---	5,567.00
SYSTEMS MANAGEMENT	11.025	8793	642,673.00	394,535.89	---	248,137.11
MODEX DATA FEED E&E	11.007	9120	125,000.00	---	---	125,000.00
HUMAN RESOURCE CENTER PS	11.015	9948	261,131.00	253,292.22	---	7,838.78
HUMAN RESOURCE CENTER E&E	11.015	9949	11,036.00	10,705.00	---	331.00
OFFICE OF DIRECTOR PS (Fund 0169)	11.005	3577	30,773.00	30,771.88	---	1.12
MO MEDICAID AUD & COMP EE (Fund 0974)	11.020	7968	82,087.00	---	---	82,087.00
REC AUDIT & COMPL CONTR (Fund 0974)	11.030	8018	1,200,000.00	97,939.01	---	1,102,060.99
<u>Division of Finance and Administrative Services</u>						
DELINQUENT CHLDREN	11.055	0738	1,504,000.00	1,356,530.00	---	147,470.00
FINANCE & ADMIN SRVS PS	11.040	3050	1,722,486.00	1,670,811.00	---	51,675.00
FINANCE & ADMIN SRVS E&E	11.040	3058	375,468.00	364,204.00	---	11,264.00
FINANCE & ADMIN SRVS PS (Fund 0169)	11.040	3113	48,847.00	48,828.29	---	18.71
RECPT & DISBRSMT REFUNDS (Fund 0885)	11.050	6931	2,650,000.00	2,567,998.00	---	82,002.00
<u>Division of Legal Services</u>						
LEGAL SERVICES PS	11.060	6353	1,555,162.00	1,508,503.11	---	46,658.89
LEGAL SERVICES E&E	11.060	6354	31,577.00	30,629.91	---	947.09
JUVENILE PILOT PROGRAM PS	11.060	9794	210,541.00	---	---	210,541.00
LEGAL SERVICES PS (Fund 0169)	11.060	2790	167,287.00	167,233.08	---	53.92
<u>Family Support Division</u>						
DOMESTIC VIOLENCE	11.155	0766	4,750,000.00	4,607,500.00	---	142,500.00
ADULT SUPPLEMENTATION	11.115	1403	33,525.00	28,838.00	---	4,687.00
SVS FOR VISUALLY IMPAIRED	11.165	1415	1,483,831.00	1,439,316.00	---	44,515.00
SUPPLEMENTAL NURSING CARE	11.120	2423	25,620,885.00	25,241,118.00	---	379,767.00
BLIND ADMIN PS	11.160	3401	777,764.00	754,412.76	---	23,351.24
BLIND ADMIN E&E	11.160	3402	132,737.00	128,755.00	---	3,982.00
CHILD ABUSE&NEGLECT PRVNT	11.215	3448	100,000.00	---	---	100,000.00
TEMPORARY ASSISTANCE	11.110	3596	7,856,800.00	7,856,800.00	---	---
CSE COUNTY REIMBURSEMENT	11.180	3689	1,840,279.00	1,785,071.00	---	55,208.00
EBT E&E	11.080	5255	1,926,622.00	1,857,562.29	---	69,059.71
COMMUNITY PARTNERSHIP PS	11.100	5650	91,129.00	40,208.07	---	50,920.93

COMMUNITY PARTNERSHIP	11.100	5651	492,372.00	477,601.00	---	14,771.00
MO MENTORING PARTNERSHIP	11.100	5823	75,000.00	72,750.00	---	2,250.00
CSE FIELD STAFF/OPS E&E	11.175	6261	2,533,904.00	2,457,887.00	---	76,017.00
FAMILY SUPPORT ADMIN PS	11.065	6269	626,493.00	607,697.29	---	18,795.71
FAMILY SUPPORT ADMIN E&E	11.065	6270	8,407.00	8,155.00	---	252.00
IM FIELD STAFF/OPS PS	11.070	6280	14,552,708.00	14,116,096.70	---	436,611.30
IM FIELD STAFF/OPS E&E	11.070	6281	3,207,874.00	3,111,638.00	---	96,236.00
FAMILY SUP STAFF TRNG	11.075	6290	113,693.00	110,282.00	---	3,411.00
COMMUNITY WORK SUPPORT	11.110	8308	1,855,554.00	1,799,887.00	---	55,667.00
VICTIMS OF SEXUAL ASSAULT	11.157	9014	500,000.00	472,421.52	---	27,578.48
ELGBLTY & ENRLLMNT SYS EE	11.095	9074	7,566,986.00	5,878,875.60	---	1,688,110.40
BLIND PENSIONS	11.125	9229	2,794,557.00	2,794,557.00	---	---
FAMIS	11.090	9325	575,453.00	558,189.00	---	17,264.00
CSE MEDIATION E&E (Fund 0169)	11.175	0931	615,000.00	45,750.00	---	569,250.00
CSE COUNTY REIMBURSEMENT (Fund 0169)	11.180	2325	800,424.00	---	---	800,424.00
CSE FIELD STAFF/OPS PS (Fund 0169)	11.175	6267	5,313,127.00	4,154,165.26	---	1,158,961.74
CSE FIELD STAFF/OPS E&E (Fund 0169)	11.175	6268	1,824,459.00	1,145,350.08	---	679,108.92
FAMILY SUPPORT ADMIN PS (Fund 0169)	11.065	6275	1,287,312.00	1,282,488.87	---	4,823.13

Children's Division

RESIDENTIAL TREATMENT SVS	11.220	0032	42,803,431.00	42,803,431.00	---	---
CASE MANAGEMENT CONTRACTS	11.235	1050	21,546,370.00	19,957,031.40	---	1,589,338.60
CHILD ASSESSMENT CENTERS	11.255	1386	1,649,475.00	1,599,991.00	---	49,484.00
PURCHASE OF CHILD CARE	11.285	3592	45,963,823.00	44,584,908.00	---	1,378,915.00
FOSTER CARE	11.220	4856	38,810,604.00	38,810,604.00	---	---
CHILDREN'S TREATMENT SVS	11.210	4861	12,186,218.00	11,820,631.00	---	365,587.00
ADOP/GUARDIANSHIP SUBSIDY	11.240	5701	59,017,490.00	59,017,490.00	---	---
CHILDREN'S ADMIN PS	11.195	6292	726,664.00	704,864.00	---	21,800.00
CHILDREN'S ADMIN E&E	11.195	6295	30,236.00	29,328.48	---	907.52
CHILD FIELD STAFF/OPS PS	11.200	6301	31,417,640.00	31,004,983.50	---	412,656.50
CHILD FIELD STAFF/OPS E&E	11.200	6302	2,248,361.00	2,180,910.00	---	67,451.00
CHILDREN'S STAFF TRNG	11.205	6307	979,766.00	774,610.00	---	205,156.00
CRISIS CARE	11.210	6861	2,050,000.00	1,558,796.30	---	491,203.70
TRANSITIONAL LIVING	11.250	6867	2,097,584.00	2,097,584.00	---	---
TUITION WAIVER PROGRAM	11.230	7931	188,848.00	183,183.00	---	5,665.00
FOSTER PARENT TRAINING	11.225	8140	403,479.00	403,412.79	---	66.21
FOSTER CARE OUTDOOR PRGRM	11.220	8293	183,385.00	117,720.64	---	65,664.36
HAND UP PILOT PROGRAM	11.285	8341	40,000.00	---	---	40,000.00
PURCHASE OF CHILD CARE PS	11.285	8362	14,450.00	13,934.66	---	515.34
SOCIAL INNOVATION GRANTS	11.223	8651	1,000,000.00	---	---	1,000,000.00
RECRUIT & RETENT PROG E&E	11.200	8701	572,787.00	555,555.00	---	17,232.00
CTS PROVIDER RATE	11.210	9871	292,524.00	88,732.00	---	203,792.00
FOSTER CARE PROVIDER RATE	11.220	9872	359,608.00	119,869.00	---	239,739.00
CASE MGMT PROVIDER RATE	11.235	9874	255,000.00	77,350.00	---	177,650.00

**STATE OF MISSOURI
SUMMARY OF APPROPRIATION ACTIVITY
GENERAL FUND - GENERAL REVENUE FUNDS
FOR THE APPROPRIATION YEAR 2016**

	H.B. No.	Appr. No.	Appropriations	Expenditures and Transfers Out	Reappropriations to 2017	Lapse of Appropriations
ADOPTION PROVIDER RATE	11.240	9876	1,093,105.00	364,368.00	---	728,737.00
RES TRTMNT PROVIDER RATE	11.220	9895	845,574.00	281,858.00	---	563,716.00
FOSTER CARE&ADOPT PARENTS (Fund 0979)	11.220	8085	5,000.00	---	---	5,000.00
<u>Division of Youth Services</u>						
JUVENILE COURT DIVERSION	11.300	0225	3,579,486.00	3,317,009.92	---	262,476.08
YOUTH SERVICES ADMIN PS	11.290	1421	1,190,020.00	1,154,319.00	---	35,701.00
YOUTH SERVICES ADMIN E&E	11.290	1422	80,694.00	78,273.00	---	2,421.00
YOUTH TREATMENT PRGM PS	11.295	1743	16,075,724.00	15,593,445.62	---	482,278.38
YOUTH TREATMENT PRGM E&E	11.295	1744	821,931.00	797,273.00	---	24,658.00
YOUTH TRT PRG OVERTIME PS	11.295	4328	873,298.00	847,099.00	---	26,199.00
YTH TRTMNT PROVIDER RATE	11.295	9878	22,429.00	---	---	22,429.00
STWIDE FMRF EXPENDITURE (Fund 0124)	17.155	8574	63,729.00	58,477.94	2.00	5,249.06
ROOFING MANAGEMENT SYSTEM (Fund 0124)	17.145	8732	31,973.00	31,972.50	---	0.50
FIRE SAFETY IMPROVEMENTS (Fund 0124)	17.165	8739	415,523.00	63,358.65	---	352,164.35
HTG VENTILATION & AC IMP (Fund 0124)	17.170	8740	1,420,048.00	865,359.85	---	554,688.15
EMERGENCY (Fund 0124)	17.135	8851	13,796.00	---	---	13,796.00
EMERGENCY (Fund 0124)	18.015	9270	66,015.00	66,014.90	---	0.10
PLUMBING IMPROVEMENTS (Fund 0124)	18.016	9902	4,719.00	4,718.70	---	0.30
HTG VENTILATION & AC IMP (Fund 0124)	18.018	9904	103,182.00	9,162.23	---	94,019.77
<u>MO HealthNet Division</u>						
WOMEN & MINORITY OUTREACH	11.410	1389	529,796.00	513,902.00	---	15,894.00
HOSPITAL CARE	11.510	1432	40,428,894.00	39,486,080.69	---	942,813.31
INFORMATION SYSTEMS	11.420	1438	7,386,283.00	7,164,695.00	---	221,588.00
MANAGED CARE	11.505	1783	315,479,991.00	315,377,671.70	---	102,319.30
HOME HEALTH	11.470	1797	2,481,116.00	2,115,294.13	---	365,821.87
PHARMACY	11.435	2525	160,871,695.00	160,555,980.94	---	315,714.06
CHILDREN'S HLTH INS PRGM	11.555	2866	3,864,122.00	3,819,024.59	---	45,097.41
PAGER PILOT	11.510	3361	150,000.00	---	---	150,000.00
MISSOURI RX PLAN E&E	11.435	4235	17,003,822.00	16,493,707.00	---	510,115.00
PACE	11.470	4422	2,654,635.00	2,392,274.93	---	262,360.07
MONITORING PROGRAM	11.510	4424	400,000.00	---	---	400,000.00
WOMEN'S HEALTH SRVC	11.550	4511	1,598,704.00	1,153,366.83	---	445,337.17
FQHC DISTRIBUTION	11.520	4868	6,108,559.00	5,858,667.72	---	249,891.28
NON-EMERGENCY TRANSPORT	11.485	5928	13,426,459.00	13,421,905.85	---	4,553.15
SCHOOL DISTRICT CLAIMING	11.590	6225	242,525.00	151,448.41	---	91,076.59
MO HEALTHNET ADMIN PS	11.400	6376	2,620,857.00	2,542,230.94	---	78,626.06

MO HEALTHNET ADMIN E&E	11.400	6377	693,766.00	672,953.00	---	20,813.00
NURSING FACILITIES	11.470	6472	142,097,015.00	138,551,538.13	---	3,545,476.87
CLINICAL SRVC MGMT	11.405	6764	461,917.00	448,059.00	---	13,858.00
PHARMACY-MED D-CLAWBACK	11.435	7238	192,945,469.00	192,945,469.00	---	---
PHYSICIAN RELATED PROF	11.455	8196	126,454,667.00	118,799,845.45	---	7,654,821.55
DENTAL	11.460	8198	928,681.00	726,113.31	---	202,567.69
PREMIUM PAYMENTS	11.465	8200	75,197,616.00	74,004,090.21	---	1,193,525.79
REHAB & SPECIALTY SVS	11.485	8204	77,620,631.00	76,126,217.56	---	1,494,413.44
BLIND PENSION HLTHCAR BEN	11.595	8416	26,672,798.00	25,966,864.00	---	705,934.00
RURAL HLTH CLINIC DENTAL	11.460	8709	500,000.00	---	---	500,000.00
FOSTER KIDS HEALTH HOME	11.527	8985	250,000.00	---	---	250,000.00
ASTHMA SERVICES	11.528	8987	400,000.00	---	---	400,000.00
COMPLEX REHAB TECH PRDCTS	11.490	8995	4,122,171.00	3,929,895.93	---	192,275.07
REGIONAL CARE COORDINATN	11.529	8997	200,000.00	---	---	200,000.00
CHAPS SPRINGFIELD PSD	11.485	9050	500,000.00	---	---	500,000.00
CHAPS ST. LOUIS PSD	11.485	9051	500,000.00	---	---	500,000.00
CHAPS CRAWFORD COUNTY PSD	11.485	9123	250,000.00	---	---	250,000.00
SHOW-ME HLTHY BABIES PRG	11.556	9380	3,480,285.00	682,193.38	---	2,798,091.62
SHOW-ME HEALTHY BABIES EE	11.556	9388	57,500.00	55,775.00	---	1,725.00
PRIM CARE PRACTICE PILOT	11.456	9397	100,000.00	---	---	100,000.00
MANAGED CARE EXPANSION	11.507	9791	165,397,754.00	165,255,542.34	---	142,211.66
KC PACE	11.470	9898	350,000.00	---	---	350,000.00
NURSING FACILITIES (Fund 0108)	11.470	0779	58,516,478.00	58,516,478.00	---	---
INFORMATION SYSTEMS (Fund 0108)	11.420	8477	430,000.00	430,000.00	---	---
MANAGED CARE EXPANSION (Fund 0108)	11.507	9864	33,848,436.00	33,848,436.00	---	---
IGT SAFETY NET HOSPITALS (Fund 0139)	11.540	5182	43,348,801.00	10,270,434.81	---	33,078,366.19
IGT DMH MEDICAID PROGRAM (Fund 0139)	11.545	7169	128,526,012.00	121,330,539.64	---	7,195,472.36
IGT HEALTH CARE HOME (Fund 0139)	11.525	8108	600,000.00	---	---	600,000.00
MANAGED CARE (Fund 0142)	11.505	0198	97,394,117.00	97,394,117.00	---	---
HOSPITAL CARE (Fund 0142)	11.510	0776	177,385,755.00	177,140,270.14	---	245,484.86
FRA FEDERAL (Fund 0142)	11.530	1605	1,103,346,573.00	1,100,542,308.83	---	2,804,264.17
WOMEN'S HEALTH SRVC (Fund 0142)	11.550	2531	167,756.00	76,427.95	---	91,328.05
CHILDREN'S HLTH INS PRGM (Fund 0142)	11.555	2868	7,719,204.00	2,632,930.47	---	5,086,273.53
MONITORING PROGRAM (Fund 0142)	11.510	6738	200,000.00	200,000.00	---	---
PAGER PILOT (Fund 0142)	11.510	6744	215,000.00	215,000.00	---	---
MO HEALTHNET ADMIN PS (Fund 0142)	11.400	6889	95,746.00	91,040.70	---	4,705.30
MO HEALTHNET ADMIN E&E (Fund 0142)	11.400	6910	7,708.00	7,708.00	---	---
HOSPITAL HEALTH HOMES (Fund 0142)	11.525	8259	1,853,934.00	1,853,934.00	---	---
FRA DHS REDISTRIBUTION (Fund 0142)	11.530	9197	1.00	---	---	1.00
PHARMACY (Fund 0144)	11.435	5586	61,745,023.00	59,800,000.00	---	1,945,023.00
WOMEN'S HEALTH SRVC (Fund 0144)	11.550	5724	49,034.00	---	---	49,034.00
PHARM FRA DISPENSING FEE (Fund 0144)	11.440	6741	108,308,926.00	97,125,828.80	---	11,183,097.20
MO HEALTHNET ADMIN PS (Fund 0144)	11.400	6884	26,085.00	---	---	26,085.00
MO HEALTHNET ADMIN E&E (Fund 0144)	11.400	6885	356.00	---	---	356.00
PHYSICIAN RELATED PROF (Fund 0144)	11.455	8295	10,000.00	219.00	---	9,781.00

STATE OF MISSOURI
SUMMARY OF APPROPRIATION ACTIVITY
GENERAL FUND - GENERAL REVENUE FUNDS
FOR THE APPROPRIATION YEAR 2016

	H.B. No.	Appr. No.	Appropriations	Expenditures and Transfers Out	Reappropriations to 2017	Lapse of Appropriations
HOSPITAL CARE (Fund 0144)	11.510	8296	15,709.00	15,709.00	---	---
MANAGED CARE EXPANSION (Fund 0144)	11.507	9866	907,611.00	907,282.50	---	328.50
MANAGED CARE (Fund 0470)	11.505	9807	2,240,154.00	---	---	2,240,154.00
DURABLE MED EQP PROV RATE (Fund 0470)	11.490	9809	55,131.00	53,476.97	---	1,654.03
HEMS PROVIDER RATE (Fund 0470)	11.485	9812	400,000.00	400,000.00	---	---
FQHC DISTRIBUTION (Fund 0470)	11.520	9813	38,417.00	---	---	38,417.00
PHYSICIAN PROVIDER RATE (Fund 0470)	11.455	9879	1,484,349.00	1,484,349.00	---	---
PRIM CARE PROVIDER RATE (Fund 0470)	11.455	9881	4,000,000.00	4,000,000.00	---	---
DENTAL PROVIDER RATE (Fund 0470)	11.460	9883	95,107.00	95,107.00	---	---
DENTAL BENEFITS PROV RATE (Fund 0470)	11.460	9885	3,237,422.00	---	---	3,237,422.00
NURSING HOMES PROV RATE (Fund 0470)	11.470	9887	6,746,884.00	6,746,884.00	---	---
HOME HEALTH PROVIDER RATE (Fund 0470)	11.470	9889	30,674.00	---	---	30,674.00
PACE PROVIDER RATE (Fund 0470)	11.470	9891	40,445.00	---	---	40,445.00
RHB & SPCLTY SVS PROV RTE (Fund 0470)	11.485	9901	647,875.00	647,875.00	---	---
PHARMACY (Fund 0625)	11.435	3706	23,541,034.00	---	---	23,541,034.00
PHYSICIAN RELATED PROF (Fund 0625)	11.455	3707	11,825,877.00	4,100,789.05	---	7,725,087.95
DENTAL (Fund 0625)	11.460	3708	848,773.00	317,497.68	---	531,275.32
NURSING FACILITIES (Fund 0625)	11.470	3709	17,973.00	---	---	17,973.00
REHAB & SPECIALTY SVS (Fund 0625)	11.485	3710	831,745.00	831,745.00	---	---
MANAGED CARE (Fund 0625)	11.505	3711	4,000,000.00	4,000,000.00	---	---
HOSPITAL GME (Fund 0625)	11.510	3713	10,000,000.00	10,000,000.00	---	---
DSS SAFETY NET (Fund 0625)	11.510	3714	30,365,444.00	30,365,444.00	---	---
MANAGED CARE EXPANSION (Fund 0625)	11.507	9868	14,053,814.00	94,848.00	---	13,958,966.00
SUPPL PMTS PRIVATE FACLTY (Fund 0724)	11.480	8237	---	---	---	---
PUBLIC FACLTY PASSTHROUGH (Fund 0724)	11.480	8239	3,989,174.00	3,674,502.00	---	314,672.00
PHARMACY (Fund 0885)	11.435	3057	3,800,000.00	3,800,000.00	---	---
MANAGED CARE EXPANSION (Fund 0885)	11.507	9870	7,080,502.00	7,080,502.00	---	---
<u>DEPARTMENT OF CORRECTIONS</u>						
CORRECTIONS LEASING	13.005	1112	6,123,824.00	5,805,405.69	---	318,418.31
ELECTRICAL IMPROVEMENTS (Fund 0124)	17.150	8733	2.00	---	---	2.00
ELEVATOR IMPROVEMENTS (Fund 0124)	17.160	8738	2.00	---	---	2.00
FIRE SAFETY IMPROVEMENTS (Fund 0124)	17.165	8739	2.00	---	---	2.00
STWIDE FMRF EXPENDITURE (Fund 0124)	18.025	9268	2.00	---	2.00	---

Office of the Director

POPULATION GROWTH POOL PS	09.020	1053	100.00	---	---	100.00
RESTITUTION PAYMENTS	09.030	3232	92,820.00	92,800.00	---	20.00
AMACHI	09.005	4605	384,093.00	372,570.00	---	11,523.00
OD STAFF PS	09.005	4774	4,336,440.00	4,136,001.26	---	200,438.74
OD STAFF E&E	09.005	4775	147,678.00	132,915.18	---	14,762.82
POPULATION GRWTH POOL E&E	09.020	5173	427,061.00	427,051.99	---	9.01
KC REENTRY PROGRAM	09.010	7529	178,000.00	172,600.00	---	5,400.00
ST. LOUIS REENTRY PROGRAM	09.010	8648	750,000.00	727,500.00	---	22,500.00
EX-OFFNDR REHAB RESOURCES	09.010	9981	40,000.00	40,000.00	---	---
INSTITUTIONAL GIFT TRUST (Fund 0925)	09.015	7168	30,000.00	15,297.46	---	14,702.54

Division of Human Services

DHS STAFF PS	09.035	1512	9,241,025.00	8,642,970.47	---	598,054.53
DHS STAFF E&E	09.035	1514	111,989.00	108,127.64	---	3,861.36
EMPLOYEE HEALTH & SAFETY	09.060	1658	580,135.00	579,885.53	---	249.47
COSTS IN CRIMINAL CASES	09.260	2257	39,817,168.00	39,815,394.23	---	1,773.77
GENERAL SERVICES E&E	09.040	2774	411,834.00	410,933.30	---	900.70
STAFF TRAINING	09.055	6024	913,909.00	913,757.62	---	151.38

Division of Rehabilitative Services

MEDICAL SERVICES E&E	09.190	2778	146,392,434.00	145,946,980.92	---	445,453.08
MEDICAL EQUIPMENT E&E	09.195	2782	299,087.00	283,210.65	---	15,876.35
DORS STAFF PS	09.185	6097	1,252,455.00	1,159,306.77	---	93,148.23
DORS STAFF E&E	09.185	6098	44,462.00	43,119.89	---	1,342.11
SUBSTANCE ABUSE SRV PS	09.200	7261	3,856,363.00	3,725,936.89	---	130,426.11
SUBSTANCE ABUSE SRV E&E	09.200	7262	5,341,536.00	5,292,282.80	---	49,253.20
ACADEMIC ED PS	09.210	7266	8,372,883.00	7,598,136.76	---	774,746.24

Division of Adult Institutions

EASTERN R&D CORR CTR PS	09.170	0673	19,404,996.00	18,729,702.08	---	675,293.92
OFFICERS CLOTHING	09.070	1356	1,031,174.00	1,030,487.34	---	686.66
VEHICLE REPLACEMENT	09.070	1357	979,858.00	979,858.00	---	---
INMATE CLOTHING	09.070	1367	3,153,859.00	3,153,628.23	---	230.77
INSTITUT COMM PURCHASES	09.070	1368	2,568,663.00	2,564,946.47	---	3,716.53
SOUTH CENTRL CORR CTR PS	09.175	1973	13,301,983.00	13,009,994.78	---	291,988.22
WESTERN R&D CORR CTR PS	09.150	2312	16,448,498.00	15,822,291.39	---	626,206.61
MARYVILLE TREATMT CENTER	09.155	2639	6,043,722.00	5,723,700.88	---	320,021.12
SOUTH EAST CORR CTR PS	09.180	3078	13,112,546.00	12,841,319.35	---	271,226.65
CROSSROADS CORR CTR	09.160	3740	12,574,846.00	11,479,953.95	---	1,094,892.05
MISSOURI EASTERN CORR CTR	09.110	4069	10,828,391.00	10,130,943.46	---	697,447.54
NORTHEAST CORR CTR	09.165	4127	17,018,571.00	16,127,082.70	---	891,488.30
CHILLICOTHE CORR CTR	09.115	4276	13,754,326.00	13,431,764.09	---	322,561.91
FUEL AND UTILITIES	09.045	4280	26,829,153.00	26,295,856.95	---	533,296.05
FOOD PURCHASES	09.050	4286	31,183,488.00	30,198,992.04	---	984,495.96

**STATE OF MISSOURI
SUMMARY OF APPROPRIATION ACTIVITY
GENERAL FUND - GENERAL REVENUE FUNDS
FOR THE APPROPRIATION YEAR 2016**

	H.B. No.	Appr. No.	Appropriations	Expenditures and Transfers Out	Reappropriations to 2017	Lapse of Appropriations
JEFFERSON CITY CORR CTR	09.085	4290	17,428,781.00	17,033,708.64	---	395,072.36
WOMENS EASTERN R&D	09.090	4294	13,930,196.00	13,545,371.94	---	384,824.06
OZARK CORR CTR	09.095	4296	5,591,119.00	5,346,609.85	---	244,509.15
TIPTON CORR CTR	09.145	4298	10,388,893.00	10,030,970.32	---	357,922.68
MOBERLY CORR CTR	09.100	4300	12,909,328.00	12,435,517.14	---	473,810.86
ALGOA CORR CTR	09.105	4302	10,739,649.00	10,047,533.10	---	692,115.90
DAI STAFF PS	09.075	4783	1,597,266.00	1,434,652.85	---	162,613.15
DAI STAFF E&E	09.075	4786	127,443.00	127,430.53	---	12.47
ST LOUIS COMM RELEASE CTR	09.225	4795	4,292,968.00	3,893,312.49	---	399,655.51
KC COMM RELEASE CTR	09.230	4797	827,629.00	386,642.84	---	440,986.16
BOONVILLE CORR CTR	09.120	5260	10,028,594.00	9,552,590.30	---	476,003.70
WAGE & DISCHARGE COSTS	09.080	5514	3,259,031.00	3,259,018.62	---	12.38
FARMINGTON CORR CTR	09.125	6284	19,348,144.00	19,027,355.43	---	320,788.57
FULTON RCP & DGN CORR CTR	09.140	7052	13,858,224.00	13,612,626.14	---	245,597.86
OVERTIME	09.065	7257	6,054,947.00	5,873,222.70	---	181,724.30
TOXICOLOGY	09.205	7264	517,125.00	500,245.91	---	16,879.09
WESTERN MO CORR CTR	09.130	8113	15,923,965.00	14,676,214.93	---	1,247,750.07
POTOSI CORR CTR	09.135	8115	11,053,952.00	10,636,121.61	---	417,830.39
MAINTENANCE & REPAIR	09.070	8820	5,629,607.00	5,625,330.13	---	4,276.87
KC REENTRY CENTER PS	09.181	9365	1,750,293.00	1,737,307.51	---	12,985.49
INSTITUTIONAL E&E POOL	09.070	9860	9,239,504.00	9,222,602.08	---	16,901.92
STWIDE FMRF EXPENDITURE (Fund 0124)	17.155	8574	682,749.00	348,173.77	2.00	334,573.23
UNPROGRAMMED (Fund 0124)	17.135	8730	1,911,279.00	1,783,749.88	---	127,529.12
ABTMNT REMVAL & REMDIATN (Fund 0124)	17.140	8731	160,200.00	160,199.63	---	0.37
ROOFING MANAGEMENT SYSTEM (Fund 0124)	17.145	8732	2,374,087.00	867,573.91	---	1,506,513.09
HTG VENTILATION & AC IMP (Fund 0124)	17.170	8740	2,446,478.00	2,376,193.41	---	70,284.59
PLUMBING IMPROVEMENTS (Fund 0124)	17.175	8741	121,067.00	---	---	121,067.00
EMERGENCY (Fund 0124)	17.135	8851	22,635.00	22,635.00	---	---
NECC BAR SCREEN (Fund 0124)	17.135	8854	593,189.00	221,486.21	---	371,702.79
EMERGENCY (Fund 0124)	18.015	9270	70,000.00	49.29	---	69,950.71
HTG VENTILATION & AC IMP (Fund 0124)	18.018	9904	269,723.00	194,510.10	---	75,212.90
LIFE SAFETY IMPROVEMENTS (Fund 0124)	18.019	9905	10,970.00	10,970.00	---	---
SECURITY IMPROVEMENTS (Fund 0124)	18.022	9911	973,828.00	973,827.22	---	0.78
<u>Division of Probation and Parole</u>						
DOC COMMAND CENTER E&E	09.235	1465	4,900.00	4,752.33	---	147.67
P&P STAFF PS	09.220	1738	64,790,621.00	62,847,067.96	---	1,943,553.04
P&P STAFF E&E	09.220	1742	3,592,863.00	3,591,633.41	---	1,229.59

TELECOMMUNICATIONS	09.025	5680	1,960,529.00	1,960,528.73	---	0.27
COM SUPERVISION CNT PS	09.255	7319	4,576,139.00	4,282,752.65	---	293,386.35
COM SUPERVISION CNT E&E	09.255	7320	410,718.00	397,888.22	---	12,829.78
CORRECTIONS STATE OWNED	13.010	7748	909,419.00	882,136.00	---	27,283.00
LOCAL SENTENCING INITIAT	09.240	8092	2,000,000.00	1,922,673.46	---	77,326.54
SECURITY IMPROVEMENTS (Fund 0124)	17.180	8742	40,818.00	39,027.93	---	1,790.07
UNPROGRAMMED M&R (Fund 0124)	18.015	9269	57,950.00	---	---	57,950.00
Subtotals			11,227,630,620.00	10,743,875,469.76	82,635,893.00	401,119,257.24

Appropriated Transfers Out To:

Fourth State Building Bond and Interest - Series A 2005 Fund (0206)	01.010	T001	12,212,875.00	12,147,978.36	---	64,896.64
Fourth State Building Bond and Interest - Series A 2010 Fund (0210)	01.010	T001	1,070,625.00	1,064,601.92	---	6,023.08
Fourth State Building Bond and Interest - Series A 2010 Fund (0212)	01.010	T001	16,742,400.00	16,634,833.34	---	107,566.66
Water Pollution Control Bond and Interest - Series A 2003 Fund (0203)	01.020	T002	2,478,600.00	2,459,368.56	---	19,231.44
Water Pollution Control Bond and Interest - Series A 2007 Fund (0207)	01.020	T002	2,000,332.00	1,989,140.35	---	11,191.65
Water Pollution Control Bond and Interest - Series A 2010 Fund (0209)	01.020	T002	8,501,562.00	8,453,591.39	---	47,970.61
Water Pollution Control Bond and Interest - Series A 2012 Fund (0213)	01.020	T002	5,629,150.00	5,523,287.17	---	105,862.83
Water Pollution Control Bond and Interest - Series A 2005 Fund (0218)	01.020	T002	8,755,229.00	8,697,439.02	---	57,789.98
Stormwater Control Bond and Interest - Series A 2010 Fund (0211)	01.030	T003	1,789,125.00	1,779,037.54	---	10,087.46
Outstanding Schools Trust Fund (0287)	02.245	T008	836,600,000.00	836,600,000.00	---	---
Academic Scholarship Fund (0840)	03.040	T010	15,676,666.00	15,206,366.00	---	470,300.00
Marguerite Ross Barnett Scholarship Fund (0131)	03.070	T017	363,375.00	352,474.00	---	10,901.00
Access Missouri Financial Assistance Fund (0791)	03.050	T025	47,665,640.00	46,235,671.00	---	1,429,969.00
General Revenue Fund (0101)	05.250	T032	197.00	197.00	---	---
After-School Retreat Reading and Assessment Grant Program Fund (0732)	04.135	T046	19.00	---	---	19.00
State Elections Subsidy Fund (0686)	12.070	T107	7,776,574.00	7,776,574.00	---	---
Election Admin Improvement Fund (0157)	12.080	T114	4,034,443.00	3,098,743.00	---	935,700.00
Missouri Water Development Fund (0174)	06.210	T117	467,753.00	467,748.55	---	4.45
Livestock Feed Crop Input Loan Fund (0914)	06.070	T128	5,000.00	---	---	5,000.00
Breast Cancer Awareness Trust Fund (0915)	04.135	T145	1,349.00	1,223.00	---	126.00
Facilities Maintenance Reserve Fund (0124)	18.010	T153	73,400,000.00	369,848.00	---	73,030,152.00
Intergovernmental Transfer Fund (0139)	10.065	T159	207,635,680.00	204,101,308.78	---	3,534,371.22

**STATE OF MISSOURI
SUMMARY OF APPROPRIATION ACTIVITY
GENERAL FUND - GENERAL REVENUE FUNDS
FOR THE APPROPRIATION YEAR 2016**

	H.B. No.	Appr. No.	Appropriations	Expenditures and Transfers Out	Reappropriations to 2017	Lapse of Appropriations
General Revenue Fund (0101)	11.535	T160	96,885,215.00	82,770,769.14	---	14,114,445.86
Line of Duty Compensation Fund (0939)	07.860	T167	450,000.00	125,000.00	---	325,000.00
Ambulance Service Reimb Allowance Fund (0958)	11.495	T200	18,236,543.00	7,509,382.00	---	10,727,161.00
State Legal Expense Fund (0692)	05.115	T204	11,450,000.00	11,386,338.64	---	63,661.36
A+ Schools Fund (0955)	03.060	T269	13,453,878.00	13,050,262.00	---	403,616.00
Debt Offset Escrow Fund (0753)	04.105	T270	13,797,384.00	12,620,680.85	---	1,176,703.15
Missouri Military Family Relief Fund (0719)	04.135	T278	46,898.00	46,897.57	---	0.43
Childhood Lead Testing Fund (0899)	04.135	T279	26,599.00	26,549.29	---	49.71
State Highways and Transportation Department Fund (0644)	14.045	T280	1,163,675.00	1,163,675.00	---	---
General Revenue Fund (0101)	05.525	T285	153,554.00	146,670.00	---	6,884.00
State Retirement Contributions Fund (0701)	05.450	T291	41,215.00	40,160.70	---	1,054.30
Social Security Contributions Fund (0702)	05.450	T291	73,949,514.00	72,058,320.67	---	1,891,193.33
Social Security Contributions Fund (0702)	05.450	T293	1,155,000.00	862,882.61	---	292,117.39
State Retirement Contributions Fund (0701)	05.465	T295	202,877,204.00	197,653,302.53	---	5,223,901.47
State Retirement Contributions Fund (0701)	05.465	T297	2,825,179.00	2,086,957.78	---	738,221.22
Missouri Consolidated Health Care Plan Benefit Fund (0765)	05.490	T302	239,214,813.00	238,843,592.82	---	371,220.18
Missouri Consolidated Health Care Plan Benefit Fund (0765)	05.490	T304	3,131,224.00	2,785,443.74	---	345,780.26
General Revenue Fund (0101)	05.250	T309	29,739.00	29,739.00	---	---
Missouri Supplemental Tax Increment Financing Fund (0848)	07.065	T352	16,400,000.00	15,462,328.76	---	937,671.24
Missouri Technology Investment Fund (0172)	07.040	T354	18,360,000.00	17,809,200.00	---	550,800.00
Missouri Job Development Fund (0600)	07.130	T355	8,805,677.00	8,541,507.00	---	264,170.00
Missouri Arts Council Trust Fund (0262)	07.100	T357	4,800,000.00	4,656,000.00	---	144,000.00
Missouri Humanities Council Trust Fund (0177)	07.105	T358	800,000.00	776,000.00	---	24,000.00
Division of Tourism Supplemental Revenue Fund (0274)	07.155	T359	21,448,443.00	20,804,990.00	---	643,453.00
Federal Reimbursement Allowance Fund (0142)	11.560	T412	632,107,500.00	605,032,611.00	---	27,074,889.00
General Revenue Fund (0101)	11.565	T413	632,107,500.00	605,032,611.00	---	27,074,889.00
Nursing Facility Federal Reimbursement Allowance Fund (0196)	11.570	T414	210,950,510.00	191,448,558.00	---	19,501,952.00
Library Networking Fund (0822)	12.115	T417	800,000.00	776,000.00	---	24,000.00
Abandoned Fund Account Fund (0863)	12.165	T418	2,762,460.00	2,762,459.73	---	0.27
Attorney General's Court Costs Fund (0603)	12.225	T423	165,600.00	165,600.00	---	---
Antitrust Revolving Fund (0666)	12.230	T424	69,000.00	69,000.00	---	---

Missouri Public Broadcasting Corporation						
Special Fund (0887)	07.110	T431	800,000.00	776,000.00	---	24,000.00
General Revenue Fund (0101)	05.250	T435	20,524.00	20,524.00	---	---
Missouri Qualified Biodiesel Producer						
Incentive Fund (0777)	06.020	T443	5,975,000.00	5,795,750.00	---	179,250.00
Hazardous Waste Fund (0676)	06.225	T453	961,176.00	961,176.00	---	---
State School Money Fund (0616)	02.235	T454	117,469,228.00	117,469,228.00	---	---
Historic Preservation Revolving Fund (0430)	06.295	T464	720,000.00	698,400.00	---	21,600.00
Labor and Industrial Relations Administrative						
Fund (0122)	07.805	T470	319,407.00	309,825.00	---	9,582.00
Utilicare Stabilization Fund (0134)	11.152	T482	4,000,000.00	3,880,000.00	---	120,000.00
General Revenue Fund (0101)	05.230	T486	1.00	---	---	1.00
General Revenue Fund (0101)	05.250	T496	372.00	372.00	---	---
General Revenue Fund (0101)	05.250	T497	2,493.00	2,493.00	---	---
General Revenue Fund (0101)	05.250	T501	4,109.00	4,109.00	---	---
Organ Donor Program Fund (0824)	04.135	T505	23,900.00	23,899.42	---	0.58
General Revenue Fund (0101)	05.235	T506	1.00	---	---	1.00
Foster Care and Adoptive Parents Retention						
and Recruitment Fund (0979)	04.135	T507	3,331.00	3,330.20	---	0.80
Developmental Disabilities Waiting List						
Equity Trust Fund (0986)	04.135	T509	972.00	972.00	---	---
Puppy Protection Trust Fund (0985)	04.135	T510	5,658.00	5,627.00	---	31.00
American Red Cross Trust Fund (0987)	04.135	T511	3,946.00	3,854.00	---	92.00
Natural Resources Cost Allocation Fund (0500)	06.330	T514	11,565.00	10,797.00	---	768.00
Natural Resources Cost Allocation Fund (0500)	06.330	T516	5,387.00	5,090.00	---	297.00
Judiciary Education and Training Fund (0847)	12.310	T524	1,372,957.00	1,372,957.00	---	---
Elderly Home-Delivered Meals Trust						
Fund (0296)	04.135	T526	67,318.00	67,317.64	---	0.36
Veterans Trust Fund (0579)	04.135	T527	71,772.00	71,771.41	---	0.59
Children's Trust Fund (0694)	04.135	T528	133,309.00	133,308.27	---	0.73
Missouri National Guard Trust Fund (0900)	04.135	T529	35,185.00	35,184.76	---	0.24
Natural Resources Cost Allocation Fund (0500)	06.330	T536	13,894.00	12,817.00	---	1,077.00
Circuit Courts Escrow Fund (0718)	04.110	T537	2,462,589.00	2,462,589.00	---	---
General Revenue Fund (0101)	05.225	T538	499,999,999.00	475,000,000.00	---	24,999,999.00
Budget Reserve Fund (0100)	05.230	T539	499,999,999.00	475,000,000.00	---	24,999,999.00
Conservation Commission Fund (0609)	05.245	T540	50,000.00	2,119.33	---	47,880.67
General Revenue Fund (0101)	05.245	T541	84,720.00	84,719.95	---	0.05
Professional and Practical Nursing Student Loan and						
Nurse Loan Repayment Fund (0565)	05.245	T541	90,000.00	90,000.00	---	---
State Highways and Transportation Department						
Fund (0644)	05.245	T541	269.00	268.95	---	0.05
General Revenue Fund (0101)	12.185	T548	2,552,368.00	413,309.27	---	2,139,058.73
Budget Reserve Fund (0100)	05.235	T550	2,999,999.00	1,413,397.27	---	1,586,601.73
General Revenue Fund (0101)	11.475	T558	10,990,982.00	---	---	10,990,982.00
Mental Health Intergovernmental Transfer						
Fund (0147)	05.225	T566	17,559,082.00	4,057,202.00	---	13,501,880.00

STATE OF MISSOURI
SUMMARY OF APPROPRIATION ACTIVITY
GENERAL FUND - GENERAL REVENUE FUNDS
FOR THE APPROPRIATION YEAR 2016

	H.B. No.	Appr. No.	Appropriations	Expenditures and Transfers Out	Reappropriations to 2017	Lapse of Appropriations
Blind Pension Fund (0621)	05.225	T566	57,440,918.00	13,272,300.00	---	44,168,618.00
Budget Reserve Fund (0100)	05.240	T571	39,849,333.00	39,849,332.00	---	1.00
General Revenue Fund (0101)	05.240	T572	1.00	---	---	1.00
General Revenue Fund (0101)	05.250	T574	1,652.00	1,652.00	---	---
Access Missouri Financial Assistance Fund (0791)	03.050	T576	50,000.00	50,000.00	---	---
Pharmacy Reimbursement Allowance Fund (0144)	11.445	T634	38,737,111.00	33,798,366.00	---	4,938,745.00
General Revenue Fund (0101)	11.450	T635	38,737,111.00	33,798,366.00	---	4,938,745.00
General Revenue Fund (0101)	05.250	T658	107,393.00	107,393.00	---	---
General Revenue Fund (0101)	05.250	T662	278.00	278.00	---	---
General Revenue Fund (0101)	05.250	T691	3,549.00	3,549.00	---	---
General Revenue Fund (0101)	05.250	T735	291.00	291.00	---	---
General Revenue Fund (0101)	05.250	T759	651.00	651.00	---	---
General Revenue Fund (0101)	05.250	T769	144,352.00	144,352.00	---	---
General Revenue Fund (0101)	05.250	T774	21,386.00	21,386.00	---	---
General Revenue Fund (0101)	05.250	T786	3,532.00	3,532.00	---	---
General Revenue Fund (0101)	05.250	T795	373.00	373.00	---	---
General Revenue Fund (0101)	05.250	T796	5,061.00	5,061.00	---	---
General Revenue Fund (0101)	05.250	T802	2,069.00	2,069.00	---	---
General Revenue Fund (0101)	05.250	T828	8,307.00	8,307.00	---	---
General Revenue Fund (0101)	05.250	T857	153,715.00	153,715.00	---	---
Drug Court Resources Fund (0733)	12.325	T884	6,736,778.00	6,736,778.00	---	---
Labor and Industrial Relations Administrative Fund (0122)	07.810	T889	143,901.00	139,584.00	---	4,317.00
Economic Development Administrative Fund (0547)	07.010	T897	55,900.00	55,900.00	---	---
General Revenue Fund (0101)	05.250	T914	748.00	748.00	---	---
Academic Scholarship Fund (0840)	03.040	T931	2,000,000.00	---	---	2,000,000.00
Fulton State Hospital Bond and Interest - Series A 2014 Fund (0396)	05.180	T932	14,200,000.00	5,660,693.88	---	8,539,306.12
State Supplemental Downtown Development Fund (0766)	07.075	T936	1,443,089.00	1,315,748.25	---	127,340.75
Downtown Revitalization Preservation Fund (0907)	07.085	T939	200,000.00	---	---	200,000.00
State Property Preservation Fund (0128)	05.100	T945	1.00	---	---	1.00
Pediatric Cancer Res Trust Fund (0959)	04.135	T947	4,206.00	4,206.00	---	---

Single-Purpose Animal Facilities Loan						
Guarantee Fund (0409)	06.050	T959	5,000.00	---	---	5,000.00
Agricultural Product Utilization Business						
Development Loan Program Fund (0412)	06.060	T960	15,000.00	---	---	15,000.00
Workers Memorial Fund (0895)	04.135	T976	18,009.00	18,008.78	---	0.22
Missouri National Guard Foundation Fund (0494)	04.135	T978	1,250.00	920.00	---	330.00
Access Missouri Financial Assistance						
Fund (0791)	03.050	T985	100.00	1.11	---	98.89
Access Missouri Financial Assistance						
Fund (0791)	03.050	T986	100.00	95.50	---	4.50
General Revenue Fund (0101)	04.140	T989	1,250.00	174.00	---	1,076.00
American Cancer Society, Heartland Division,						
Inc. Fund (0700)	04.135	T990	8,628.00	8,616.39	---	11.61
ALS Lou Gehrig's Disease Fund (0703)	04.135	T991	3,000.00	2,766.33	---	233.67
American Lung Association of Missouri						
Fund (0704)	04.135	T992	59.00	---	---	59.00
Muscular Dystrophy Association Fund (0707)	04.135	T993	2,000.00	1,469.11	---	530.89
Arthritis Foundation Fund (0708)	04.135	T994	1,367.00	1,367.00	---	---
National Multiple Sclerosis Society Fund (0709)	04.135	T995	2,449.00	2,449.00	---	---
American Diabetes Association Gateway						
Area Fund (0713)	04.135	T996	3,141.00	3,140.39	---	0.61
American Heart Association Fund (0714)	04.135	T997	4,886.00	3,945.00	---	941.00
March of Dimes Fund (0716)	04.135	T998	1,749.00	1,749.00	---	---
			<u>4,850,202,124.00</u>	<u>4,514,870,662.02</u>	<u>---</u>	<u>335,331,461.98</u>
Subtotals						
			<u>\$ 16,077,832,744.00</u>	<u>\$ 15,258,746,131.78</u>	<u>\$ 82,635,893.00</u>	<u>\$ 736,450,719.22</u>
Totals						

**STATE OF MISSOURI
SUMMARY OF APPROPRIATION ACTIVITY
GENERAL FUND - FEDERAL FUNDS
FOR THE APPROPRIATION YEAR 2016**

	H.B. No.	Appr. No.	Appropriations	Expenditures and Transfers Out	Reappropriations to 2017	Lapse of Appropriations
<u>JUDICIARY</u>						
Judiciary Fund (0137)						
JUDICIARY LEASING	13.005	6084	\$ 19,957.00	\$ 18,712.30	\$ ---	\$ 1,244.70
<u>Judicial Proceedings and Review</u>						
Judiciary Fund (0137)						
JUD PROCEED & REVIEW PS	12.300	6755	500,185.00	159,656.72	---	340,528.28
<u>Office of State Courts Administrator</u>						
Judiciary Fund (0137)						
COURT IMPROVE PROJ E&E	12.305	0734	5,609,649.00	3,397,515.12	---	2,212,133.88
JUDICIAL TRNG & ED E&E	12.305	6915	225,000.00	---	---	225,000.00
COURT IMPROVE PROJ PS	12.305	8378	2,371,978.00	1,802,962.54	---	569,015.46
<u>Circuit Courts</u>						
Third Party Liability Collections Fund (0120)						
CIRCUIT PERSONNEL PS	12.320	3754	263,938.00	172,020.25	---	91,917.75
CIRCUIT PERSONNEL E&E	12.320	3805	128,039.00	126,297.43	---	1,741.57
Judiciary Fund (0137)						
CIRCUIT PERSONNEL PS	12.320	0950	1,656,283.00	261,614.76	---	1,394,668.24
CIRCUIT PERSONNEL E&E	12.320	2003	329,661.00	82,291.96	---	247,369.04
<u>Public Defender</u>						
Office of the State Public Defender Fund (0112)						
GRANTS	12.400	4006	125,000.00	---	---	125,000.00
<u>EXECUTIVE</u>						
<u>Governor's Office</u>						
Economic Development - Community Development Block Grant (Administration) Fund (0123)						
FERGUSON COMMISSION	12.005	9786	275,000.00	---	---	275,000.00
Social Services and Other Sources Fund (0610)						
FERGUSON COMMISSION	12.005	9785	500,000.00	---	---	500,000.00

Elections

Election Admin Improvement Fund (0157)						
ELECTION ADMIN IMPRVM E&E	12.065	3562	3,737,263.00	2,598,831.12	---	1,138,431.88
SEC OF STATE PS	12.035	4490	273,249.00	241,723.50	---	31,525.50
FED ELECTION REFORM	12.065	6684	5,229,232.00	1,288,789.10	---	3,940,442.90
Election Improvement Revolving Loan Fund (0158)						
FED ELECTION REFORM	12.065	6810	50,000.00	41,360.95	---	8,639.05

Record Services

Secretary of State Records Fund (0150)						
REGRANT PROGRAM	12.085	6896	50,000.00	43,614.66	---	6,385.34
Secretary of State - Federal and Other Fund (0166)						
GRANTS AND PROJECTS	12.040	2522	200,000.00	---	---	200,000.00

Library Services

Secretary of State Fund (0195)						
SEC OF STATE PS	12.035	4193	249,085.00	197,572.68	---	51,512.32
SEC OF STATE E&E	12.035	4194	227,574.00	73,740.16	---	153,833.84
FED AID PUBLIC LIBRARY	12.105	4199	4,125,000.00	2,786,032.05	---	1,338,967.95

State Auditor

State Auditor - Federal Fund (0115)						
STATE AUDITOR PS	12.145	4508	871,442.00	590,494.50	---	280,947.50
STATE AUDITOR E&E	12.145	4509	30,123.00	30,120.43	---	2.57

Attorney General

Attorney General Fund (0136)						
DOMESTIC VIOLENCE	12.200	2885	100,000.00	---	---	100,000.00
ATTORNEY GENERAL LEASING	13.005	3186	128,323.00	117,082.20	---	11,240.80
MEDICAID FRAUD UNIT PS	12.205	4025	980,503.00	940,356.94	---	40,146.06
MEDICAID FRAUD UNIT E&E	12.205	4026	1,082,276.00	---	---	1,082,276.00
ATTORNEY GENERAL PS	12.195	4057	1,871,603.00	1,150,693.92	---	720,909.08
ATTORNEY GENERAL E&E	12.195	4058	761,011.00	472,156.92	---	288,854.08
ATTORNEY GENERAL ST OWNED	13.010	7779	133,121.00	133,121.00	---	---
BROADWAY BLDG RENOVATIONS	17.330	8632	68,202.00	56,399.46	---	11,802.54

Missouri Office of Prosecution Services

Attorney General Fund (0136)						
OFFICE OF PROS SVS PS	12.210	2019	186,042.00	161,804.74	---	24,237.26
OFFICE OF PROS SVS E&E	12.210	2318	885,326.00	117,427.37	---	767,898.63

**STATE OF MISSOURI
SUMMARY OF APPROPRIATION ACTIVITY
GENERAL FUND - FEDERAL FUNDS
FOR THE APPROPRIATION YEAR 2016**

	H.B. No.	Appr. No.	Appropriations	Expenditures and Transfers Out	Reappropriations to 2017	Lapse of Appropriations
<u>OFFICE OF ADMINISTRATION</u>						
Office of Administration Fund (0135)						
CMIA-FEDERAL PAYMENTS	05.220	9177	20,000.00	---	---	20,000.00
DISASTER REIMBURSEMENT	18.030	9278	250,000.00	---	250,000.00	---
<u>Commissioner's Office</u>						
Health Fund (0143)						
ALTERNATIVES TO ABORTION	05.155	8327	50,000.00	50,000.00	---	---
<u>Division of Accounting</u>						
Vocational Rehabilitation Fund (0104)						
UNEMPLOYMENT BENEFITS	05.480	5979	27,833.00	27,831.94	---	1.06
Elementary and Secondary Education Fund (0105)						
UNEMPLOYMENT BENEFITS	05.480	5980	7,193.00	3,160.00	---	4,033.00
TEACHER RETIREMENT CONTR	05.475	9857	53,000.00	12,371.81	---	40,628.19
Labor and Industrial Relations - Commission on Human Rights Fund (0117)						
UNEMPLOYMENT BENEFITS	05.480	2306	550.00	548.76	---	1.24
Third Party Liability Collections Fund (0120)						
UNEMPLOYMENT BENEFITS	05.480	7077	1,623.00	527.17	---	1,095.83
Labor and Industrial Relations Administrative Fund (0122)						
UNEMPLOYMENT BENEFITS	05.480	6145	6,863.00	5,312.23	---	1,550.77
Economic Development - Community Development Block Grant (Administration) Fund (0123)						
UNEMPLOYMENT BENEFITS	05.480	7473	410.00	---	---	410.00
Corrections Fund (0130)						
UNEMPLOYMENT BENEFITS	05.480	6796	4,239.00	---	---	4,239.00
Office of Administration Fund (0135)						
FLOOD CONTROL	05.260	0132	1,800,000.00	1,660,538.04	---	139,461.96
NATIONAL FOREST	05.265	0133	8,000,000.00	5,322,499.08	---	2,677,500.92
Attorney General Fund (0136)						
UNEMPLOYMENT BENEFITS	05.480	5981	6,168.00	1,436.96	---	4,731.04
Judiciary Fund (0137)						
UNEMPLOYMENT BENEFITS	05.480	5982	8,604.00	8,603.00	---	1.00
Natural Resources Fund (0140)						
UNEMPLOYMENT BENEFITS	05.480	6336	23,181.00	4,686.68	---	18,494.32
Health Fund (0143)						
UNEMPLOYMENT BENEFITS	05.480	5983	77,417.00	57,084.14	---	20,332.86

State Emergency Management Fund (0145)						
UNEMPLOYMENT BENEFITS	05.480	2321	7,468.00	---	---	7,468.00
Mental Health Fund (0148)						
UNEMPLOYMENT BENEFITS	05.480	5984	77,910.00	77,909.13	---	0.87
Public Safety Fund (0152)						
UNEMPLOYMENT BENEFITS	05.480	5985	2,590.00	---	---	2,590.00
Job Development and Training Fund (0155)						
UNEMPLOYMENT BENEFITS	05.480	5986	29,461.00	9,752.24	---	19,708.76
OA Information Technology Fund (0165)						
UNEMPLOYMENT BENEFITS	05.480	4264	6,766.00	149.58	---	6,616.42
Adjutant General Fund (0190)						
UNEMPLOYMENT BENEFITS	05.480	5987	13,863.00	9,964.02	---	3,898.98
Temporary Assistance for Needy Families Fund (0199)						
UNEMPLOYMENT BENEFITS	05.480	5988	17,381.00	16,336.95	---	1,044.05
Social Services and Other Sources Fund (0610)						
UNEMPLOYMENT BENEFITS	05.480	3176	211,107.00	211,106.21	---	0.79
TEACHER RETIREMENT CONTR	05.475	5172	7,000.00	5,416.28	---	1,583.72
Justice Assistance Grant Program Fund (0782)						
UNEMPLOYMENT BENEFITS	05.480	7474	1,491.00	---	---	1,491.00
Unemployment Compensation Administration Fund (0948)						
UNEMPLOYMENT BENEFITS	05.480	2242	30,281.00	16,799.30	---	13,481.70

Information Technology Services Division

Labor and Industrial Relations Administrative Fund (0122)						
FED DOLIR IT CONSOL PS	05.020	1987	3,516,734.00	2,772,425.45	---	744,308.55
FED DOLIR IT CONSOL E&E	05.020	3654	419,981.00	238,973.04	---	181,007.96
OA Information Technology Fund (0165)						
FED IT CONSOLIDATION PS	05.020	1283	14,880,356.00	10,364,757.68	---	4,515,598.32
FED IT CONSOLIDATION E&E	05.020	1285	55,958,077.00	40,176,727.55	---	15,781,349.45

Office of Child Advocate

Office of Administration Fund (0135)						
OFFICE CHILD ADVOCATE PS	05.130	6323	121,726.00	121,725.20	---	0.80
OFFICE CHILD ADVOCATE E&E	05.130	6324	18,774.00	18,774.00	---	---

DEPARTMENT OF AGRICULTURE

Agriculture Fund (0133)						
AGRICULTURE STATE OWNED	13.010	7677	18,798.00	18,793.47	---	4.53

**STATE OF MISSOURI
SUMMARY OF APPROPRIATION ACTIVITY
GENERAL FUND - FEDERAL FUNDS
FOR THE APPROPRIATION YEAR 2016**

	H.B. No.	Appr. No.	Appropriations	Expenditures and Transfers Out	Reappropriations to 2017	Lapse of Appropriations
<u>Office of the Director</u>						
Agriculture Fund (0133)						
DIRECTOR'S OFFICE E&E	06.005	0531	284,883.00	---	---	284,883.00
DIR OFFICE FED PS	06.005	3234	195,386.00	149,589.81	---	45,796.19
DIR OFFICE FED E&E	06.005	3257	684,124.00	217,202.78	---	466,921.22
<u>Division of Animal Health</u>						
Agriculture Fund (0133)						
ANIMAL HEALTH ADMIN PS	06.085	0245	791,905.00	744,894.92	---	47,010.08
ANIMAL HEALTH ADMIN E&E	06.085	8829	566,383.00	254,725.13	---	311,657.87
<u>Division of Grain Inspection and Warehousing</u>						
Agriculture Fund (0133)						
GRAIN REGULATORY SVS PS	06.095	6119	35,624.00	5,238.51	---	30,385.49
GRAIN REGULATORY SVS E&E	06.095	6120	36,211.00	3,830.60	---	32,380.40
<u>Division of Plant Industries</u>						
Agriculture Fund (0133)						
PLANT INDUSTRIES PRGM PS	06.105	0255	464,532.00	426,408.77	---	38,123.23
PLANT INDUSTRIES PRGM E&E	06.105	0259	720,918.00	342,225.55	---	378,692.45
GYPSY MOTH CNTRL PRGM	06.105	1825	60,000.00	---	---	60,000.00
GYPSY MOTH CNTRL PRGM PS	06.105	3559	30,344.00	11,712.00	---	18,632.00
GYPSY MOTH CNTRL PRGM E&E	06.105	3560	11,388.00	10,517.27	---	870.73
<u>Division of Weights, Measures and Consumer Protection</u>						
Agriculture Fund (0133)						
WEIGHTS & MEASURES E&E	06.110	2572	50,000.00	2,905.56	---	47,094.44
WEIGHTS & MEASURES PS	06.110	6662	37,539.00	35,739.62	---	1,799.38
<u>Agriculture Business Development</u>						
Agriculture Fund (0133)						
AGRI BUSINESS DEV PS	06.030	5279	22,986.00	1,706.64	---	21,279.36
AGRI BUSINESS DEV E&E	06.030	5280	175,000.00	109,250.10	---	65,749.90

Missouri State Fair

Agriculture Fund (0133)							
MSF-TORNADO SHELTERS/REST	17.205	8251	1,424,096.00	487,498.20	---	936,597.80	

State Land Survey

Agriculture Fund (0133)						
LAND SURVEY RESTOR PROJ	06.115	8831	60,000.00	---	---	60,000.00

**DEPARTMENT OF INSURANCE,
FINANCIAL INSTITUTIONS AND
PROFESSIONAL REGISTRATION**

MDI Fund (0192)						
HEALTH INSUR COUNSELING	07.435	0794	1,250,000.00	1,170,275.06	---	79,724.94
IMPLEMENT FED GRANTS PS	07.410	7885	468,722.00	145,652.40	---	323,069.60
IMPLEMENT FED GRANTS E&E	07.410	7886	64,511.00	6,743.39	---	57,767.61

DEPARTMENT OF ECONOMIC DEVELOPMENT

Job Development and Training Fund (0155)						
DED LEASING	13.005	1980	1,029,074.00	828,148.21	---	200,925.79
DED STATE OWNED	13.010	7692	743,900.00	743,900.00	---	---
Energy Federal Fund (0866)						
DED STATE OWNED	13.010	8841	43,772.00	43,764.48	---	7.52

Administrative Services

Economic Development - Community Development Block Grant (Administration) Fund (0123)						
ADMINISTRATIVE SVS PS	07.005	1018	47,889.00	23,034.00	---	24,855.00
ADMINISTRATIVE SVS E&E	07.005	2275	1,777.00	200.52	---	1,576.48
Job Development and Training Fund (0155)						
ADMINISTRATIVE SVS PS	07.005	1019	1,058,763.00	694,170.78	---	364,592.22
ADMINISTRATIVE SVS E&E	07.005	2172	420,691.00	71,192.45	---	349,498.55

Division of Business and Community Services

Economic Development - Community Development Block Grant (Pass-through) Fund (0118)						
CDBG REAPPROPRIATIONS	07.045	9363	54,725,000.00	31,105,168.05	---	23,619,831.95
CDBG BUDGET YEAR APPROPS	07.045	9364	15,000,000.00	1,909,041.95	---	13,090,958.05
Economic Development - Community Development Block Grant (Administration) Fund (0123)						
CDBG ADMIN PS	07.045	9359	791,143.00	423,472.30	---	367,670.70
CDBG ADMIN EE	07.045	9360	250,251.00	148,311.60	---	101,939.40

**STATE OF MISSOURI
SUMMARY OF APPROPRIATION ACTIVITY
GENERAL FUND - FEDERAL FUNDS
FOR THE APPROPRIATION YEAR 2016**

	H.B. No.	Appr. No.	Appropriations	Expenditures and Transfers Out	Reappropriations to 2017	Lapse of Appropriations
Economic Development Fund (0129)						
IDEA PROGRAM	07.050	8088	6,886,222.00	2,948,474.98	---	3,937,747.02
GROW MO PROGRAM	07.050	8089	2,500,000.00	---	---	2,500,000.00
Job Development and Training Fund (0155)						
MARKETING PS	07.015	2429	50,371.00	---	---	50,371.00
MO ECO RES INFO CNTR PS	07.015	3701	1,500,474.00	957,394.57	---	543,079.43
MO ECO RES INFO CNTR E&E	07.015	3702	302,933.00	69,106.79	---	233,826.21
Community Service Commission Fund (0197)						
MO COMMUNITY SVS COMM	07.090	2184	3,750,000.00	3,748,300.77	---	1,699.23
MO COMMUNITY SVS COMM PS	07.090	3642	195,863.00	177,738.81	---	18,124.19
<u>Division of Workforce Development</u>						
Job Development and Training Fund (0155)						
WORKFORCE DEVELOPMENT PS	07.115	0584	16,563,598.00	10,203,601.96	---	6,359,996.04
JOB TRAINING	07.120	0585	76,859,293.00	46,610,619.97	---	30,248,673.03
TAA & JTPA PROGRAMS	07.120	0594	15,000,000.00	4,393,595.32	---	10,606,404.68
WORKFORCE DEVELOPMENT E&E	07.115	2190	4,018,529.00	1,481,587.79	---	2,536,941.21
WOMEN'S COUNCIL ADMIN PS	07.145	7040	57,337.00	36,481.92	---	20,855.08
WOMEN'S COUNCIL ADMIN E&E	07.145	7041	12,765.00	3,056.84	---	9,708.16
Show-Me Heroes Fund (0995)						
WORKFORCE DEVELOPMENT	07.115	3048	500,000.00	240,072.24	---	259,927.76
<u>Division of Energy</u>						
Energy Federal Fund (0866)						
ENERGY DIV OPERATING PS	07.160	8800	1,189,716.00	992,838.11	---	196,877.89
ENERGY DIV OPERATING E&E	07.160	8804	465,125.00	335,614.59	---	129,510.41
ENERGY EFFICIENT SERVICES	07.160	8808	10,000,000.00	4,807,272.59	---	5,192,727.41
ENERGY EFFICIENT SERV ENC	07.160	8809	12,000,000.00	---	---	12,000,000.00
<u>Missouri Council on the Arts</u>						
Economic Development - Missouri Council on the Arts Fund (0138)						
MO ARTS COUNCIL E&E	07.095	2188	632,514.00	358,132.42	---	274,381.58
MO ARTS COUNCIL PS	07.095	4357	345,139.00	231,476.01	---	113,662.99

**DEPARTMENT OF ELEMENTARY AND
SECONDARY EDUCATION**

Vocational Rehabilitation Fund (0104)						
DESE LEASING	13.005	1035	2,015,583.00	1,895,845.40	---	119,737.60
FED GRANTS & DONATIONS PS	02.050	1583	3,500.00	---	---	3,500.00
DESE STATE OWNED	13.010	7660	648,626.00	646,827.24	---	1,798.76
FED GRANTS & DONATIONS EE	02.050	9052	46,500.00	---	---	46,500.00
Elementary and Secondary Education Fund (0105)						
DESE LEASING	13.005	1034	1,495.00	1,494.60	---	0.40
FED GRANTS & DONATIONS	02.050	4206	9,950,000.00	1,414,468.69	---	8,535,531.31
DESE STATE OWNED	13.010	7661	313,308.00	302,923.38	---	10,384.62
Charter Public School Commission Federal Fund (0175)						
CHARTER PUB SCHL FED	02.215	9260	500,000.00	---	---	500,000.00
Assistive Technology Fund (0188)						
DESE LEASING	13.005	2486	30,885.00	28,881.48	---	2,003.52

**Division of Financial and Administrative
Services**

Vocational Rehabilitation Fund (0104)						
REFUNDS	02.010	8855	20,000.00	15,574.80	---	4,425.20
Elementary and Secondary Education Fund (0105)						
SCHOOL NUTRITION SERVICES	02.035	0496	293,925,900.00	293,798,458.49	---	127,441.51
DIV OF GENERAL ADMIN PS	02.005	0538	1,909,771.00	1,576,567.56	---	333,203.44
DIV OF GENERAL ADMIN E&E	02.005	2296	691,084.00	629,363.59	---	61,720.41
REFUNDS	02.010	7893	50,000.00	35,846.30	---	14,153.70

Division of Learning Services

Elementary and Secondary Education Fund (0105)						
CHILD CARE DEV TRAINING	02.060	0027	399,500.00	213,564.24	---	185,935.76
CHARTER SCHOOLS	02.115	0047	2,432,000.00	1,108,487.05	---	1,323,512.95
TITLE I IASA	02.085	0500	250,000,000.00	250,000,000.00	---	---
VOC ED-DISTRIBUTIONS	02.075	0513	23,300,000.00	18,698,970.53	---	4,601,029.47
EARLY CHILDHOOD PROGRAM	02.060	0947	500,000.00	324,239.14	---	175,760.86
SCHOOL AGE AFTERSCHL PROG	02.065	0948	21,908,383.00	17,763,840.08	---	4,144,542.92
SPECIAL EDUCATION-GRANT	02.160	2265	274,873,391.00	220,443,099.92	---	54,430,291.08
TROOPS TO TEACHERS E&E	02.155	2435	153,610.00	12,257.07	---	141,352.93
FEDERAL REFUGEES	02.130	3033	300,000.00	265,821.10	---	34,178.90
MO HISTORY TEACHERS PRG	02.080	4162	543.00	---	---	543.00
FIRST STEPS	02.170	4580	10,993,757.00	7,175,646.78	---	3,818,110.22
OTHER FEDERAL GRANTS	02.090	4600	1,500,000.00	819,537.78	---	680,462.22
PERFORM BASED ASSESSMENT	02.070	5632	8,800,000.00	3,921,108.01	---	4,878,891.99
RURAL/LOW INC SCHL GRANTS	02.120	5875	3,500,000.00	3,242,764.64	---	257,235.36
LANGUAGE ACQUISITION	02.125	5876	5,400,000.00	5,400,000.00	---	---

**STATE OF MISSOURI
SUMMARY OF APPROPRIATION ACTIVITY
GENERAL FUND - FEDERAL FUNDS
FOR THE APPROPRIATION YEAR 2016**

	H.B. No.	Appr. No.	Appropriations	Expenditures and Transfers Out	Reappropriations to 2017	Lapse of Appropriations
AP/DUAL CREDIT	02.100	6102	315,875.00	191,966.00	---	123,909.00
TITLE II IMP TEACHER QLTY	02.110	6218	52,000,000.00	41,437,418.43	---	10,562,581.57
DIV OF LEARNING SRVS PS	02.055	7812	6,556,017.00	4,987,802.48	---	1,568,214.52
DIV OF LEARNING SRVS E&E	02.055	7813	3,679,393.00	2,318,209.94	---	1,361,183.06
PATHWAYS TO PROSPRITY NET	02.075	9193	200,000.00	---	---	200,000.00
ADULT ED & LITERACY	02.150	9428	9,999,155.00	7,703,163.62	---	2,295,991.38
<u>Office of Special Education</u>						
Elementary and Secondary Education Fund (0105)						
BOARD OPERATED PS	02.015	0020	708,519.00	110,411.62	---	598,107.38
BOARD OPERATED E&E	02.015	2301	4,001,668.00	1,174,527.44	---	2,827,140.56
BD OPERATING MEDICAID E&E	02.015	3574	1,000,000.00	449,198.30	---	550,801.70
Assistive Technology Fund (0188)						
MO ASSISTIVE TECH-PS	02.225	2346	233,671.00	169,882.73	---	63,788.27
MO ASSISTIVE TECH-EE	02.225	2350	570,138.00	370,161.31	---	199,976.69
<u>Office of Adult Learning and Rehabilitation Services</u>						
Vocational Rehabilitation Fund (0104)						
VOCATIONAL REHAB GRANT	02.135	0507	42,660,946.00	40,262,682.50	---	2,398,263.50
DISABILITY DETERMIN GRANT	02.140	0512	21,000,000.00	19,199,206.37	---	1,800,793.63
ADULT LEARN&REHAB SERV PS	02.055	0523	27,925,903.00	27,612,343.17	---	313,559.83
VOC REHAB GRANT FROM DMH	02.135	1294	1,000,000.00	1,000,000.00	---	---
ADULT LEARN&REHAB SERV EE	02.055	2317	3,015,474.00	2,703,205.16	---	312,268.84
INDEPENDENT LIVING CNTRS	02.145	2808	1,292,546.00	1,283,899.93	---	8,646.07
<u>DEPARTMENT OF HIGHER EDUCATION</u>						
<u>Higher Education Administration</u>						
Higher Education Fund (0116)						
IMPROVE TEACHER GRNT PS	03.025	0795	38,045.00	33,462.30	---	4,582.70
IMPROVE TEACHER GRNT E&E	03.025	0796	10,000.00	6,351.08	---	3,648.92
IMPROVING TEACHER GRANT	03.025	1305	1,735,954.00	1,141,648.81	---	594,305.19
FED GRANTS/DONATIONS E&E	03.030	5316	1,009,500.00	---	---	1,009,500.00
FED GRANTS/DONATIONS PS	03.030	6228	28,000.00	---	---	28,000.00
FED GRANTS/DONATIONS	03.030	6229	838,500.00	---	---	838,500.00
GEAR-UP Scholarship Program Fund (0737)						
GEAR UP SCHOLARSHIPS	03.095	5655	4,000,000.00	3,500,130.97	---	499,869.03

**DEPARTMENT OF HEALTH AND
SENIOR SERVICES**

Health Fund (0143)						
HEALTH LEASING	13.005	4182	2,052,064.00	1,959,117.37	---	92,946.63
REFUNDS	10.620	7330	100,000.00	8,175.30	---	91,824.70
HEALTH STATE OWNED	13.010	7758	946,259.00	946,259.00	---	---
DHSS - INSTITUTIONAL	13.015	8142	10,652.00	10,652.00	---	---

Office of the Director

Health Fund (0143)						
PUBLIC HEALTH LAB PS	10.740	4174	717,782.00	717,782.00	---	---
PUBLIC HEALTH LAB E&E	10.740	4175	1,302,055.00	1,263,799.88	---	38,255.12
OFC OF MINORITY HLTH PS	10.730	7146	62,038.00	24,254.40	---	37,783.60
OFC OF MINORITY HLTH E&E	10.730	7147	104,621.00	---	---	104,621.00
OFC WOMEN'S HEALTH PS	10.720	8171	195,687.00	144,303.81	---	51,383.19
OPCRH PS	10.720	8175	568,904.00	494,374.62	---	74,529.38
OPCRH E&E	10.720	8176	274,227.00	274,227.00	---	---
OPCRH PROGRAM	10.720	8183	978,866.00	948,129.15	---	30,736.85
SEXUAL VIOLNC VIC SVC E&E	10.720	8288	15,460.00	11,301.60	---	4,158.40
SEXUAL VIOLNC VICTIMS SVC	10.720	8289	776,674.00	656,634.42	---	120,039.58
DIRECTOR'S OFFICE PS	10.600	8445	1,211,604.00	1,110,262.89	---	101,341.11
DIRECTOR'S OFFICE E&E	10.600	8446	120,986.00	99,693.85	---	21,292.15

Administration

Health Fund (0143)						
FEDERAL GRANTS E&E	10.625	2123	3,000,001.00	1,989,210.33	---	1,010,790.67
FEDERAL GRANTS PS	10.625	3946	100,999.00	70,767.72	---	30,231.28
ADMIN SHARED EXPENSES E&E	10.605	6806	50,277.00	30,258.19	---	20,018.81
DIVISION OF ADMIN PS	10.605	7695	2,397,921.00	2,394,242.47	---	3,678.53
DIVISION OF ADMIN E&E	10.605	7696	2,171,053.00	1,645,135.56	---	525,917.44

Division of Community and Public Health

Health Fund (0143)						
DIV COMM&PUBLIC HLTH PS	10.700	1217	14,384,940.00	13,801,387.16	---	583,552.84
DIV COMM&PUBLIC HLTH E&E	10.700	1218	3,163,480.00	2,905,223.58	---	258,256.42
DIV COMM&PUBLIC HLTH PROG	10.710	1256	27,763,461.00	26,467,234.76	---	1,296,226.24
MEDICATIONS	10.710	1493	46,440,078.00	39,737,314.38	---	6,702,763.62
SUMMER FOOD SVS PRGM DIST	10.715	1662	13,200,000.00	13,079,088.38	---	120,911.62
DCPH MEDICAID PS	10.700	1964	1,393,519.00	1,391,866.92	---	1,652.08
DCPH MEDICAID E&E	10.700	1966	57,954.00	53,272.95	---	4,681.05
DCPH PROG MEDICAID	10.710	1974	250,980.00	224,586.34	---	26,393.66
BRAIN INJRY SVS MEDICAID	10.710	2002	191,947.00	169,499.11	---	22,447.89
MEDICAL LOAN PROGRAM	10.725	3934	174,446.00	174,446.00	---	---

**STATE OF MISSOURI
SUMMARY OF APPROPRIATION ACTIVITY
GENERAL FUND - FEDERAL FUNDS
FOR THE APPROPRIATION YEAR 2016**

	H.B. No.	Appr. No.	Appropriations	Expenditures and Transfers Out	Reappropriations to 2017	Lapse of Appropriations
OFFICE OF EMERG COORD E&E	10.735	5641	16,570,116.00	10,484,718.79	---	6,085,397.21
OFFICE OF EMERG COORD PS	10.735	5903	1,858,315.00	1,583,921.97	---	274,393.03
WIC SUPP FOOD DISTRIBUT	10.715	7730	127,344,984.00	116,594,436.00	---	10,750,548.00
LOCAL PUBLIC HLT	10.705	8397	10,700,000.00	10,700,000.00	---	---
CHILD-ADULT CARE FOOD PRG	10.715	8456	54,635,867.00	54,448,938.30	---	186,928.70
TOBACCO CESSATION	10.712	9012	50,000.00	42,427.00	---	7,573.00
BRAIN INJURY WAIVER E&E	10.710	9861	598,381.00	---	---	598,381.00
ADOLESCENT HEALTH E&E	10.700	9984	133,521.00	17,296.72	---	116,224.28
ADOLESCENT HEALTH PROG	10.710	9986	2,186,539.00	1,683,882.15	---	502,656.85
<u>Division of Senior and Disability Services</u>						
Health Fund (0143)						
DIV SENIOR&DISABILITY PS	10.800	1260	3,029,440.00	3,029,428.72	---	11.28
DIV SENIOR&DISABILITY E&E	10.800	1261	436,917.00	267,091.80	---	169,825.20
DSDS MEDICAID PS	10.800	2012	7,187,455.00	7,186,734.33	---	720.67
DSDS MEDICAID E&E	10.800	2013	737,293.00	650,122.22	---	87,170.78
IN HOME SVS MEDICAID	10.815	2029	525,208,339.00	521,951,256.19	---	3,257,082.81
ADULT PROTECTIVE SERV PRG	10.810	2980	167,028.00	5,050.85	---	161,977.15
AAA CONTRACTS	10.820	2981	34,500,000.00	29,362,324.31	---	5,137,675.69
HCBS REASSESSMENT	10.815	8256	1,009,731.00	899,754.20	---	109,976.80
HCBS REASSESSMENT PS	10.815	8824	490,269.00	469,497.03	---	20,771.97
HCBS RATE PSD	10.815	9855	7,387,599.00	7,387,599.00	---	---
HCBS NURSING RATE PSD	10.815	9856	1,726,504.00	1,726,504.00	---	---
<u>Division of Regulation and Licensure</u>						
Health Fund (0143)						
DIV OF REG&LICENSURE PS	10.900	1266	7,933,549.00	7,792,516.38	---	141,032.62
DIV OF REG&LICENSURE E&E	10.900	1269	778,837.00	778,834.51	---	2.49
CHILD CARE IMPROVE PRGM	10.905	1812	436,675.00	359,390.19	---	77,284.81
DRL MEDICAID PS	10.900	2018	3,918,593.00	3,818,592.48	---	100,000.52
DRL MEDICAID E&E	10.900	2021	304,187.00	303,274.15	---	912.85
<u>DEPARTMENT OF TRANSPORTATION</u>						
Multimodal Operations Fund (0126)						
FRINGES MULTIMODAL PS	04.405	0102	230,220.00	200,747.60	---	29,472.40
GRANTS-SEC 5303	04.480	0437	11,000,000.00	5,171,071.63	---	5,828,928.37
GRANTS-SEC 5309 (SEC 3)	04.475	1316	1,400,000.00	400,993.61	---	999,006.39
IMPROVED PASSENGER RAIL	04.490	1880	13,000,000.00	6,101,539.77	---	6,898,460.23

SUPPORT TO MULTIMODAL DIV	04.445	4272	83,500.00	44,398.28	---	39,101.72
FED RAIL PORT & FRT ASST	04.540	8158	1,000,000.00	---	---	1,000,000.00
BUS & BUS FAC TRNSIT GRNT	04.485	8249	4,400,000.00	---	---	4,400,000.00
CI GRANTS SEC 5310 (16)	04.460	8493	10,600,000.00	7,545,708.47	---	3,054,291.53
SMALL URBAN&RURAL TRAN	04.470	8726	17,995,000.00	17,991,256.41	---	3,743.59
STATE SAFETY OVERSIGHT	04.500	8785	505,962.00	224,539.01	---	281,422.99
MULTIMODAL OPS ADMIN PS	04.440	8901	310,513.00	276,674.12	---	33,838.88
MULTIMODAL OPS ADMIN E&E	04.440	8902	269,600.00	26,884.63	---	242,715.37
FEDERAL AVIATION ASSIST	04.530	8905	35,000,000.00	27,969,133.90	---	7,030,866.10
ORGANIZATIONAL DUES	04.400	9169	5,000.00	5,000.00	---	---
Transportation - Highway Safety Fund (0149)						
MAINTENANCE PS	04.415	6309	312,943.00	255,231.13	---	57,711.87
MAINTENANCE E&E	04.415	6310	54,393.00	54,393.00	---	---
FRINGES MAINTENANCE PS	04.405	6312	230,885.00	190,647.95	---	40,237.05
HIGHWAY SAFETY GRANTS	04.415	6314	18,977,120.00	16,451,603.52	---	2,525,516.48
MCSAP/Division of Transportation Fund (0185)						
MOTOR CARRIER SFTY ASSIST	04.415	6315	1,999,725.00	1,724,780.68	---	274,944.32

**DEPARTMENT OF LABOR AND
INDUSTRIAL RELATIONS**

Labor and Industrial Relations - Commission
on Human Rights Fund (0117)

DOLIR LEASING	13.005	2464	6,399.00	5,286.61	---	1,112.39
DOLIR STATE OWNED	13.010	7714	34,140.00	34,099.68	---	40.32

Labor and Industrial Relations Administrative
Fund (0122)

DOLIR LEASING	13.005	2625	1,336.00	1,291.68	---	44.32
DOLIR STATE OWNED	13.010	7715	250,017.00	250,017.00	---	---

Division of Labor Standards Fund (0186)

DOLIR STATE OWNED	13.010	7721	4,340.00	4,339.80	---	0.20
-------------------	--------	------	----------	----------	-----	------

Unemployment Compensation Administration
Fund (0948)

DOLIR LEASING	13.005	3233	68,404.00	68,073.88	---	330.12
DOLIR STATE OWNED	13.010	7723	920,319.00	920,319.00	---	---

Labor Director and Administration

Labor and Industrial Relations Administrative
Fund (0122)

DIRECTOR AND STAFF PS	07.800	1869	2,544,717.00	2,364,394.55	---	180,322.45
DIRECTOR AND STAFF EE	07.800	1870	1,408,167.00	695,498.25	---	712,668.75
LIFE INSURANCE COSTS	07.800	2926	65,000.00	42,473.83	---	22,526.17

Unemployment Compensation Administration
Fund (0948)

DIRECTOR AND STAFF E&E	07.800	5834	1,450,000.00	311,708.72	---	1,138,291.28
------------------------	--------	------	--------------	------------	-----	--------------

**STATE OF MISSOURI
SUMMARY OF APPROPRIATION ACTIVITY
GENERAL FUND - FEDERAL FUNDS
FOR THE APPROPRIATION YEAR 2016**

	H.B. No.	Appr. No.	Appropriations	Expenditures and Transfers Out	Reappropriations to 2017	Lapse of Appropriations
<u>Division of Labor Standards</u>						
Division of Labor Standards Fund (0186)						
ON-SITE CONSULT/LS PS	07.825	5890	705,901.00	634,296.85	---	71,604.15
ON-SITE CONSULT/LS E&E	07.825	5891	290,893.00	108,184.41	---	182,708.59
MINE SAFETY TRNG PRGM PS	07.830	5892	183,543.00	71,138.50	---	112,404.50
MINE SAFETY TRNG PRGM E&E	07.830	5893	165,081.00	133,291.83	---	31,789.17
DLS ADMINISTRATION E&E	07.820	8676	32,670.00	---	---	32,670.00
<u>Division of Employment Security</u>						
Unemployment Compensation Administration Fund (0948)						
ADMIN EMP SEC PS	07.875	0694	23,540,513.00	16,644,500.97	---	6,896,012.03
ADMIN EMP SEC E&E	07.875	0696	8,247,871.00	3,214,236.27	---	5,033,634.73
EMPLOYMENT & TRAINING PAY	07.880	3910	11,000,000.00	6,289,412.75	---	4,710,587.25
<u>Human Rights Commission</u>						
Labor and Industrial Relations - Commission on Human Rights Fund (0117)						
COMM ON HUMAN RIGHTS PS	07.900	5996	933,085.00	757,047.95	---	176,037.05
COMM ON HUMAN RIGHTS E&E	07.900	5998	202,984.00	129,927.05	---	73,056.95
<u>Labor and Industrial Relations Commission</u>						
Unemployment Compensation Administration Fund (0948)						
INDUSTRIAL COMMISSION PS	07.815	3094	489,240.00	440,814.08	---	48,425.92
INDUSTRIAL COMMISSION E&E	07.815	3095	31,298.00	17,490.41	---	13,807.59
<u>DEPARTMENT OF MENTAL HEALTH</u>						
Mental Health Intergovernmental Transfer Fund (0147)						
REFUNDS	10.030	4411	100.00	---	---	100.00
Mental Health Fund (0148)						
REFUNDS	10.030	4406	250,000.00	79,963.47	---	170,036.53
MENTAL HEALTH STATE OWNED	13.010	7752	198,414.00	197,861.32	---	552.68

Office of the Director

Mental Health Intergovernmental Transfer

Fund (0147)

DMH INTERGOVERNMENTAL	10.060	5906	8,000,000.00	4,057,202.00	---	3,942,798.00
Mental Health Fund (0148)						
DMH FEDERAL FUND E&E	10.045	2049	2,461,728.00	90,946.22	---	2,370,781.78
DIRECTOR'S OFFICE PS	10.005	0670	73,258.00	31,852.61	---	41,405.39
DIRECTOR'S OFFICE E&E	10.005	2045	52,013.00	16,835.75	---	35,177.25
STAFF TRAINING	10.025	2247	289,500.00	184,556.42	---	104,943.58
OPERATIONAL SUPPORT PS	10.020	5311	895,261.00	691,784.23	---	203,476.77
OPERATIONAL SUPPORT E&E	10.020	5312	853,430.00	481,998.48	---	371,431.52
DMH INTERGOVERNMENTAL	10.060	5905	15,000,000.00	7,004,625.00	---	7,995,375.00
HEALTHCARE TECHNOLOGY PS	10.020	6979	10,323.00	---	---	10,323.00
STAFF TRAINING PS	10.025	7025	180,285.00	180,087.68	---	197.32
CHILD SYSTEM OF CARE PS	10.050	7243	39,392.00	27,708.00	---	11,684.00
CHILD SYSTEM OF CARE E&E	10.050	7244	861,479.00	736,320.78	---	125,158.22
DMH FEDERAL FUND PS	10.045	9373	117,404.00	23,012.50	---	94,391.50

Division of Alcohol and Drug Abuse

Mental Health Fund (0148)

SHELTER PLUS CARE GRANTS	10.055	1681	13,044,520.00	11,806,258.00	---	1,238,262.00
ADA TREATMENT SVS E&E	10.110	2051	735,309.00	324,451.82	---	410,857.18
ADA ADMIN PS	10.100	2151	870,596.00	688,005.04	---	182,590.96
ADA ADMIN E&E	10.100	2152	175,220.00	161,499.14	---	13,720.86
PREVENTION & EDU SVS	10.105	2154	4,600,103.00	3,960,478.61	---	639,624.39
HOUSING FOR VETERANS	10.055	2781	715,000.00	715,000.00	---	---
SATOP	10.120	3899	407,458.00	407,458.00	---	---
PREVENTION & EDU SVS PS	10.105	4143	144,847.00	88,960.63	---	55,886.37
PREVENTION & EDU SVS E&E	10.105	4144	192,363.00	154,304.95	---	38,058.05
TOBACCO INVESTIGTNS PS	10.105	4145	19,908.00	---	---	19,908.00
TOBACCO INVESTIGTNS E&E	10.105	4146	90,194.00	---	---	90,194.00
ADA TREATMENT SERVICES	10.110	4149	29,498,640.00	19,469,955.09	---	10,028,684.91
ADA TREATMENT SVS PS	10.110	4150	895,665.00	669,983.54	---	225,681.46
COMMUNITY 2000	10.105	4650	2,121,484.00	1,657,757.38	---	463,726.62
SCHOOL BASED PREVENTION	10.105	4651	1,264,177.00	866,568.82	---	397,608.18
ADA FED MEDICAID	10.110	6677	34,958,653.00	28,192,974.50	---	6,765,678.50
ACCESS RECOVERY GRANT PS	10.110	7037	161,592.00	147,089.32	---	14,502.68
ACCESS RECOVERY GRANT E&E	10.110	7038	693,550.00	114,354.98	---	579,195.02
ACCESS RECOVERY TREATMENT	10.110	7039	3,825,740.00	2,103,864.28	---	1,721,875.72
SATOP PS	10.120	7246	21,263.00	2,458.41	---	18,804.59
ADA PREVENTION PS	10.105	7831	308,046.00	268,506.11	---	39,539.89
ADA PREVENTION E&E	10.105	7832	145,613.00	72,185.74	---	73,427.26
SATOP-MEDICAID	10.120	8791	488,858.00	---	---	488,858.00
ADA TREATMENT PRVDR RATE	10.110	9837	526,453.00	---	---	526,453.00
SATOP PROVIDER RATE	10.120	9842	7,332.00	---	---	7,332.00

**STATE OF MISSOURI
SUMMARY OF APPROPRIATION ACTIVITY
GENERAL FUND - FEDERAL FUNDS
FOR THE APPROPRIATION YEAR 2016**

	H.B. No.	Appr. No.	Appropriations	Expenditures and Transfers Out	Reappropriations to 2017	Lapse of Appropriations
<u>Division of Comprehensive Psychiatric Services</u>						
Mental Health Fund (0148)						
CTR FOR BEHAV MED PS	10.330	0208	244,582.00	73,478.52	---	171,103.48
METRO STL PSY CTR PS	10.320	0874	430,101.00	392,152.45	---	37,948.55
NW MO PSY REHAB CENTER PS	10.305	1003	794,338.00	787,051.80	---	7,286.20
STL PSY REHAB CTR PS	10.310	1004	435,934.00	435,934.00	---	---
ADULT COMMUNITY PRGM PS	10.210	1480	285,092.00	213,342.52	---	71,749.48
YOUTH COMMUNITY PRGM PS	10.225	1483	206,596.00	153,020.50	---	53,575.50
HOMELESS MENTALLY ILL	10.210	1686	964,080.00	964,080.00	---	---
CPS ADMIN PS	10.200	1846	630,696.00	462,474.49	---	168,221.51
CPS ADMIN E&E	10.200	1847	330,566.00	163,922.73	---	166,643.27
ADULT COMMUNITY PRGM E&E	10.210	2054	2,723,736.00	1,025,422.69	---	1,698,313.31
ADULT COMMUNITY PROGRAM	10.210	2055	37,863,470.00	24,499,749.62	---	13,363,720.38
YOUTH COMMUNITY PRGM E&E	10.225	2058	1,089,690.00	407,794.53	---	681,895.47
YOUTH COMMUNITY PROGRAM	10.225	2059	6,538,205.00	1,536,301.31	---	5,001,903.69
FORENSIC SUPPORT SVS PS	10.220	2630	4,319.00	4,313.52	---	5.48
SEMO MHC-SORTS PS	10.325	2631	28,266.00	28,266.00	---	---
FULTON HSP PHAR CONTR E&E	10.300	2634	223,224.00	223,224.00	---	---
NW MO PRC PHAR CONTR E&E	10.305	2635	105,903.00	105,903.00	---	---
STL PRC PHAR CONTR E&E	10.310	2636	93,210.00	93,210.00	---	---
SEMO MHC PHAR CONTR E&E	10.325	2638	219,538.00	219,538.00	---	---
CTR BEHAV MED PHAR CNT EE	10.330	2640	133,930.00	63,097.00	---	70,833.00
HAWTHORN CPH PHAR CNT E&E	10.335	2641	93,210.00	93,210.00	---	---
CTR FOR BEHAV MED E&E	10.330	2642	499,152.00	216,821.81	---	282,330.19
MEDICATION COST INCREASES	10.230	2767	916,243.00	---	---	916,243.00
HEALTHCARE TECHNOLOGY E&E	10.020	3628	506,650.00	481,635.00	---	25,015.00
SUICIDE PREVENTION E&E	10.200	4654	150,000.00	76,931.40	---	73,068.60
HAWTHORN PSY HOSPTL PS	10.335	5567	1,868,506.00	1,868,502.93	---	3.07
HAWTHORN PSY HOSPTL E&E	10.335	5568	104,691.00	104,691.00	---	---
ADULT CP FED MEDICAID	10.210	6678	164,867,598.00	142,525,052.51	---	22,342,545.49
YOUTH CP FED MEDICAID	10.225	6679	42,936,694.00	36,666,310.51	---	6,270,383.49
CPS FACILITY SUPPORT-E&E	10.205	6773	3,403,191.00	3,114,291.19	---	288,899.81
SOUTHEAST MO MHC PS	10.325	6938	291,794.00	291,794.00	---	---
NW MO PSY REHAB OVERTIME	10.305	7189	11,416.00	11,416.00	---	---
STL PSY REHAB OVERTIME	10.310	7191	945.00	945.00	---	---
HAWTHORN HOSP OVERTIME	10.335	7194	7,330.00	7,330.00	---	---
METRO STL PSY OVERTIME	10.320	7198	1,160.00	1,160.00	---	---

FULTON STATE HOSPITAL PS	10.300	7356	953,309.00	953,309.00	---	---
FULTON STATE HOSPITAL E&E	10.300	7357	395,671.00	356,171.00	---	39,500.00
FORENSIC SUPPORT SVS E&E	10.220	8394	37,235.00	36,512.68	---	722.32
ADULT COM PRG SW	10.210	8928	265,380.00	185,338.87	---	80,041.13
ADULT COM PRG SW MEDICAID	10.210	8929	6,009,810.00	2,287,418.72	---	3,722,391.28
ACP PROVIDER RATE	10.210	9838	2,473,014.00	---	---	2,473,014.00
YCP PROVIDER RATE	10.225	9839	644,051.00	---	---	644,051.00
ACP SOUTHWEST PRVDR RATE	10.210	9843	90,147.00	---	---	90,147.00

Division of Developmental Disabilities

Mental Health Fund (0148)

BELLEFONTAINE MEDICAID PS	10.525	0886	8,682,896.00	8,176,476.44	---	506,419.56
DD COMMUNITY PROGRAMS PS	10.410	1683	960,681.00	774,762.57	---	185,918.43
DD COMMUNITY PROGRAMS E&E	10.410	1684	177,376.00	167,645.62	---	9,730.38
DD ADMIN PS	10.400	1913	313,824.00	186,273.66	---	127,550.34
DD ADMIN E&E	10.400	1914	58,877.00	58,877.00	---	---
COMMUNITY PROGRAMS	10.410	1922	8,757,673.00	7,686,226.99	---	1,071,446.01
COMMUNITY PRG-MEDICAID MT	10.410	2074	29,729,023.00	14,139,100.58	---	15,589,922.42
DD COM SUP STAFF PS	10.415	2200	8,029,006.00	6,310,431.35	---	1,718,574.65
BELLEFONTAINE MEDICAID EE	10.525	2347	645,187.00	361,407.62	---	283,779.38
HIGGINSVILLE MEDICAID PS	10.530	3027	7,593,123.00	7,555,604.27	---	37,518.73
KANSAS CITY RO E&E	10.505	3028	111,314.00	90,832.41	---	20,481.59
SIKESTON RO E&E	10.510	3029	27,582.00	27,582.00	---	---
ST LOUIS RC E&E	10.520	3030	235,754.00	181,121.27	---	54,632.73
DEV DISABILITS GRANT PS	10.420	4163	386,849.00	349,214.93	---	37,634.07
DEV DISABILITS GRANT E&E	10.420	4164	1,171,512.00	815,882.21	---	355,629.79
ST LOUIS DDTC MEDICAID PS	10.545	5538	12,971,712.00	11,654,385.32	---	1,317,326.68
ST LOUIS DDTC MEDICAID EE	10.545	5543	1,018,656.00	331,626.07	---	687,029.93
DD FED MEDICAID	10.410	6680	471,594,343.00	421,228,376.82	---	50,365,966.18
CENTRAL MO RO PS	10.500	7126	650,938.00	512,750.06	---	138,187.94
KANSAS CITY RO PS	10.505	7129	1,219,523.00	1,052,932.50	---	166,590.50
SIKESTON RO PS	10.510	7133	237,935.00	208,983.37	---	28,951.63
SPRINGFIELD RO PS	10.515	7134	371,327.00	301,372.72	---	69,954.28
ST. LOUIS RO PS	10.520	7135	1,036,180.00	786,029.63	---	250,150.37
CENTRAL MO RO E&E	10.500	7137	110,333.00	108,637.83	---	1,695.17
SPRINGFIELD RO E&E	10.515	7143	41,508.00	5,463.10	---	36,044.90
SW COMM SRVC DD MEDICD PS	10.540	7794	5,605,112.00	4,431,847.37	---	1,173,264.63
SE MO RES SVS MEDICAID PS	10.550	7795	4,326,118.00	4,239,703.45	---	86,414.55
SE MO RES OVERTIME MEDIC	10.550	7796	84,767.00	84,767.00	---	---
HIGGINSVILLE MEDICAID E&E	10.530	7841	441,517.00	440,776.58	---	740.42
SW COMM SRVC DD MEDICD EE	10.540	7842	359,918.00	329,860.20	---	30,057.80
SE MO RES SVS MEDICAID EE	10.550	7843	633,271.00	625,423.05	---	7,847.95
BELLEFONTAINE MED OVRTIME	10.525	7942	39,319.00	39,319.00	---	---
NW COMMUNITY SRVS MED-PS	10.530	7944	15,184.00	8,728.80	---	6,455.20

**STATE OF MISSOURI
SUMMARY OF APPROPRIATION ACTIVITY
GENERAL FUND - FEDERAL FUNDS
FOR THE APPROPRIATION YEAR 2016**

	H.B. No.	Appr. No.	Appropriations	Expenditures and Transfers Out	Reappropriations to 2017	Lapse of Appropriations
HIGGINSVILLE HC MED OVT	10.530	7947	93,739.00	93,739.00	---	---
DD FAMILY PRTNSHP PRG MED	10.410	8994	2,700,000.00	---	---	2,700,000.00
MHC NORTHWEST COM MED PS	10.535	9172	10,136,000.00	7,983,307.08	---	2,152,692.92
MHC NORTHWEST COM MED E&E	10.535	9175	362,239.00	348,199.24	---	14,039.76
TARGETED CASE MGMT MED	10.410	9412	40,844,137.00	40,844,137.00	---	---
SW COMM SVCS OVERTIME	10.540	9442	223,300.00	223,300.00	---	---
CP PROVIDER RATE	10.410	9841	7,986,577.00	7,986,577.00	---	---
DD REBASING PSD	10.410	9850	11,731,400.00	8,733,048.87	---	2,998,351.13
<u>DEPARTMENT OF NATURAL RESOURCES</u>						
Natural Resources Fund (0140)						
REFUND ACCOUNTS	06.315	2736	9,445.00	---	---	9,445.00
DNR LEASING	13.005	4306	281,939.00	262,638.88	---	19,300.12
DNR STATE OWNED	13.010	7689	242,530.00	242,530.00	---	---
DNR INTEGRATED DATA SYSTM	06.300	8948	431,011.00	431,011.00	---	---
Abandoned Mine Reclamation Fund (0697)						
REFUND ACCOUNTS	06.315	3545	165.00	---	---	165.00
<u>Department Operations</u>						
Natural Resources Fund (0140)						
DEPT OPERATIONS PS	06.200	1810	1,399,232.00	1,265,025.70	---	134,206.30
DEPT OPERATIONS E&E	06.200	1811	413,142.00	79,257.57	---	333,884.43
<u>Water Resources Center</u>						
Natural Resources Fund (0140)						
WATER RESOURCES PS	06.205	5247	408,334.00	260,357.48	---	147,976.52
WATER RESOURCES E&E	06.205	5248	184,570.00	136,015.43	---	48,554.57
<u>Soil and Water Conservation Program</u>						
Natural Resources Fund (0140)						
DEMONSTRATION PROJECTS	06.220	8046	1,000,000.00	91,362.23	---	908,637.77
<u>Division of Environmental Quality</u>						
Natural Resources Fund (0140)						
ENVIRONMENT EMERG RESPONS	06.225	1358	50,000.00	---	---	50,000.00
ENVIRONMENTAL QUALITY PS	06.225	1860	920,409.00	894,660.38	---	25,748.62
ENVIRONMENTAL QUALITY E&E	06.225	1871	337,118.00	2,672.54	---	334,445.46

TECHNCL ASSIST GRANTS DEQ	06.225	2231	999,812.00	233,245.00	---	766,567.00
LEAKING UNDRGRD STOR TANK	06.225	2506	420,000.00	91,096.35	---	328,903.65
WATER QUALITY STUDY GRANT	06.225	3476	11,950,000.00	4,992,281.34	---	6,957,718.66
REGIONAL OFFICES PS	06.225	5341	3,139,751.00	2,944,965.87	---	194,785.13
REGIONAL OFFICES E&E	06.225	5350	514,920.00	361,979.35	---	152,940.65
AIR POLLUTION CNTRL PS	06.225	5367	1,003,706.00	904,797.12	---	98,908.88
AIR POLLUTION CNTRL E&E	06.225	5372	452,580.00	34,001.21	---	418,578.79
HAZARDOUS WASTE PS	06.225	5376	3,689,980.00	3,507,523.66	---	182,456.34
HAZARDOUS WASTE E&E	06.225	5382	405,001.00	289,928.48	---	115,072.52
LAND RECLAMATION PS	06.225	5397	556,541.00	417,161.73	---	139,379.27
LAND RECLAMATION E&E	06.225	5402	105,694.00	61,779.57	---	43,914.43
ENVIRONMENTAL SVS PS	06.225	5408	1,510,649.00	1,361,349.67	---	149,299.33
ENVIRONMENTAL SVS E&E	06.225	5418	789,797.00	411,509.60	---	378,287.40
SOLID WASTE MGMT E&E	06.225	6058	200.00	---	---	200.00
WATER PROTECTION PRG PS	06.225	7173	3,085,807.00	2,829,890.82	---	255,916.18
WATER PROTECTION PRG E&E	06.225	7177	2,009,159.00	1,235,261.07	---	773,897.93
CLEANUP CONTROLLED SUBST	06.225	7182	150,000.00	107,047.62	---	42,952.38
AIR POLL CONTROL GRANTS	06.225	7452	2,600,000.00	281,273.91	---	2,318,726.09
ABANDNED MINE LAND RECLMT	06.225	7455	3,732,500.00	1,739,294.11	---	1,993,205.89
SMALL OPERATOR ASSIST	06.225	7606	10,000.00	---	---	10,000.00
SUPERFUND CLEANUP	06.225	8053	975,000.00	557,581.47	---	417,418.53
WATER QUALITY STUDY ENC	06.225	8536	24,565,000.00	---	---	24,565,000.00
AIR POLLUTION CONTROL ENC	06.225	8537	4,400,000.00	---	---	4,400,000.00
Abandoned Mine Reclamation Fund (0697)						
LAND RECLAMATION-EE	06.225	6879	13.00	---	---	13.00

Missouri Geological Survey

Natural Resources Fund (0140)

MGS OPERATIONS PS	06.260	2401	762,321.00	620,536.05	---	141,784.95
MGS OPERATIONS E&E	06.260	2408	294,108.00	114,579.15	---	179,528.85

Missouri State Parks

Natural Resources Fund (0140)

HISTORIC PRESERVATION PS	06.290	1883	399,334.00	363,248.12	---	36,085.88
HISTORIC PRESERVATION E&E	06.290	1884	50,026.00	35,527.42	---	14,498.58
STATE PARK OPERATION PS	06.285	1946	174,197.00	91,003.32	---	83,193.68
STATE PARK OPERATION E&E	06.285	1947	31,306.00	9,528.05	---	21,777.95
DNR SPENDING AUTHORITY	17.215	6600	2,150,579.00	271,142.32	1,879,436.00	0.68
STATE PARK GRANTS	06.285	7819	250,000.00	129,470.00	---	120,530.00
OUTDOOR RECREATION GRANTS	06.285	7821	3,600,000.00	1,989,881.68	---	1,610,118.32
HISTORIC PRESERV GRANTS	06.290	7822	600,000.00	218,508.55	---	381,491.45
OUTDOOR RECREATION ENC	06.285	8538	7,900,000.00	---	---	7,900,000.00
DNR CI SPENDING AUTHORITY	17.225	8563	49,530.00	---	49,530.00	---
DNR M&R SPENDING AUTHORITY	18.045	9286	1,300,000.00	180,486.98	1,119,513.00	0.02
DNR CI SPENDING AUTHORITY	18.045	9307	500,000.00	---	500,000.00	---

**STATE OF MISSOURI
SUMMARY OF APPROPRIATION ACTIVITY
GENERAL FUND - FEDERAL FUNDS
FOR THE APPROPRIATION YEAR 2016**

	H.B. No.	Appr. No.	Appropriations	Expenditures and Transfers Out	Reappropriations to 2017	Lapse of Appropriations
<u>DEPARTMENT OF PUBLIC SAFETY</u>						
State Emergency Management Fund (0145)						
PUBLIC SAFETY LEASING	13.005	7470	6,831.00	6,763.23	---	67.77
PUBLIC SAFETY STATE OWNED	13.010	7729	18,939.00	14,807.19	---	4,131.81
Justice Assistance Grant Program Fund (0782)						
PUBLIC SAFETY LEASING	13.005	4215	16,512.00	14,968.82	---	1,543.18
<u>Office of the Director</u>						
Public Safety - Juvenile Accountability						
Incentive Block Grant Fund (0121)						
JUV JUS ACCTABILITY GRANT	08.015	1584	600,000.00	263,206.19	---	336,793.81
DIRECTOR ADMIN PS	08.005	1603	58,667.00	6,967.12	---	51,699.88
DIRECTOR ADMIN E&E	08.005	1604	13,320.00	2,110.00	---	11,210.00
Public Safety Fund (0152)						
NARCOTICS CONTROL ASSIST	08.020	0961	180,000.00	62,756.86	---	117,243.14
VICTIM OF CRIME ACT	08.040	0962	37,000,000.00	6,301,039.02	---	30,698,960.98
JUV JUS DELINQUENCY PREV	08.010	1377	840,042.00	526,702.48	---	313,339.52
DIRECTOR ADMIN E&E	08.005	1429	716,286.00	158,429.17	---	557,856.83
VIOLENCE AGAINST WOMEN	08.045	2331	2,894,232.00	2,005,764.23	---	888,467.77
RESIDENTIAL SUBST ABUSE	08.065	3390	600,000.00	395,102.64	---	204,897.36
DIRECTOR ADMIN PS	08.005	4340	389,962.00	343,685.49	---	46,276.51
NATL FORENSIC IMPRV PRGM	08.055	6043	225,000.00	52,170.79	---	172,829.21
DIR ADMIN FED GRANTS PS	08.005	8638	45,000.00	---	---	45,000.00
DIR ADMIN FED GRANTS E&E	08.005	8639	4,955,000.00	1,011,443.00	---	3,943,557.00
HUMAN TRAFFICKING	08.045	9007	100,000.00	---	---	100,000.00
Labor and Industrial Relations - Crime Victims						
Fund (0191)						
CRIME VICTIMS COMP	08.050	4052	3,900,000.00	2,997,962.00	---	902,038.00
Public Safety - Homeland Security Fund (0193)						
HOMELAND SECURITY GRNT PS	08.005	7115	1,264,275.00	856,247.17	---	408,027.83
HOMELAND SECURITY GRANTS	08.005	7116	27,120,000.00	12,627,076.38	---	14,492,923.62
Justice Assistance Grant Program Fund (0782)						
DIRECTOR ADMIN PS	08.005	2248	306,969.00	243,333.68	---	63,635.32
DIRECTOR ADMIN E&E	08.005	2250	99,800.00	29,941.51	---	69,858.49
NARCOTICS CONTROL ASSIST	08.020	2251	4,900,000.00	3,679,821.88	---	1,220,178.12

State Highway Patrol

Public Safety Fund (0152)

HIGH INTSTY DRUG TRAFFG	08.080	0625	2,598,000.00	2,425,061.84	---	172,938.16
SHP TECHNICAL SERVICE PS	08.130	0629	471,899.00	219,099.76	---	252,799.24
SHP ACADEMY E&E	08.115	0972	59,655.00	34,677.88	---	24,977.12
VEH & DRIVER SAFETY E&E	08.120	0974	350,000.00	---	---	350,000.00
SHP ENFORCEMENT PS	08.090	1135	5,213,389.00	1,969,675.81	---	3,243,713.19
SHP ENFORCEMENT E&E	08.090	1140	5,852,940.00	1,923,538.70	---	3,929,401.30
SHP TECHNICAL SERVICE E&E	08.130	2284	4,995,285.00	3,709,903.85	---	1,285,381.15
FRINGE BENEFITS PS	08.085	4345	3,817,893.00	1,748,064.38	---	2,069,828.62
FRINGE BENEFITS E&E	08.085	4348	158,429.00	29,747.84	---	128,681.16
STATE WATER PATROL E&E	08.095	5674	2,226,991.00	1,784,997.15	---	441,993.85
ST HWY PATROL LEASING	13.005	7879	5,714.00	5,649.96	---	64.04
SHP ADMIN PS	08.080	8402	47,202.00	24,298.02	---	22,903.98
STATE WATER PATROL PS	08.095	8414	278,761.00	214,294.21	---	64,466.79
CRIME LABS PS	08.110	9478	117,789.00	117,038.49	---	750.51
CRIME LABS E&E	08.110	9479	900,000.00	200,152.95	---	699,847.05
Federal Drug Seizure Fund (0194)						
ST HWY PATROL LEASING	13.005	0810	76,127.00	73,610.24	---	2,516.76
SHP ENFORCEMENT E&E	08.090	7183	1,043,448.00	295,705.59	---	747,742.41
STATE WATER PATROL E&E	08.095	7184	16,499.00	---	---	16,499.00

Alcohol and Tobacco Control

Public Safety Fund (0152)

ALCOHOL & TOBACCO CNTR PS	08.145	3088	102,110.00	---	---	102,110.00
ALCOHOL & TOBACCO CNTR EE	08.145	3089	63,442.00	60,827.79	---	2,614.21

Adjutant General

Adjutant General Fund (0190)

A G FIELD SUPPORT PS	08.265	0909	99,889.00	---	---	99,889.00
NATIONAL GUARD LEASING	13.025	3195	1,656,676.00	306,991.80	---	1,349,684.20
CONTRACT SERVICES PS	08.285	6463	12,444,986.00	8,756,864.43	---	3,688,121.57
CONTRACT SERVICES E&E	08.285	6464	14,803,556.00	9,517,087.01	---	5,286,468.99
CONTRACT SERVICES REFUNDS	08.285	6465	865,561.00	117,817.15	---	747,743.85
A G FIELD SUPPORT E&E	08.265	7277	98,417.00	70,000.00	---	28,417.00
ADJ GEN D&C NATGD FAC STW	17.310	8573	2,611,025.00	1,903,665.79	707,359.00	0.21
ADJ GEN M&R NAT GUARD FAC	17.305	8631	12,468,386.00	7,590,495.02	4,877,890.00	0.98
ADJ GEN M&R NAT GUARD FAC	18.065	9303	10,000,000.00	288,934.06	9,711,065.00	0.94
ADJ GEN D&C NATGD FAC STW	18.065	9312	10,000,000.00	2,713,967.01	7,286,032.00	0.99
Federal Drug Seizure Fund (0194)						
A G ADMIN E&E	08.245	7185	120,000.00	118,195.95	---	1,804.05

State Emergency Management Agency

Health Fund (0143)

CERT PS	08.295	8789	1,134,329.00	975,992.28	---	158,336.72
CERT E&E	08.295	8790	120,000.00	118,005.37	---	1,994.63

**STATE OF MISSOURI
SUMMARY OF APPROPRIATION ACTIVITY
GENERAL FUND - FEDERAL FUNDS
FOR THE APPROPRIATION YEAR 2016**

	H.B. No.	Appr. No.	Appropriations	Expenditures and Transfers Out	Reappropriations to 2017	Lapse of Appropriations
State Emergency Management Fund (0145)						
MERC DISTRIBUTIONS	08.300	0648	750,000.00	477,170.34	---	272,829.66
SEMA GRANT	08.305	1235	12,499,853.00	7,466,042.57	---	5,033,810.43
A G SEMA PS	08.295	1238	1,285,602.00	1,270,139.56	---	15,462.44
A G SEMA E&E	08.295	6466	824,057.00	819,828.63	---	4,228.37
Missouri Disaster Fund (0663)						
AG SEMA PS	08.295	8253	269,922.00	229,275.92	---	40,646.08
AG SEMA E&E	08.295	8254	33,950.00	---	---	33,950.00
SEMA GRANT	08.305	8415	100,505,222.00	74,432,430.87	---	26,072,791.13
<u>Missouri Veterans Commission</u>						
Missouri Veterans Commission - Federal Fund (0184)						
STL VETS STORAGE BLDG	17.285	8569	729,872.00	---	729,872.00	---
ELEC MEDICAL RECORDS	17.290	8571	1,601,600.00	---	1,601,600.00	---
MVC CAMERON M&R PROJECTS	17.280	8621	342,742.00	---	342,742.00	---
MVC CAPE GIRARDEAU M&R	17.280	8623	2,688,675.00	---	2,688,675.00	---
MVC MEXICO M&R PROJECTS	17.280	8625	517,317.00	---	---	517,317.00
MVC ST JAMES M&R PROJS	17.280	8627	4,205,157.00	---	4,205,157.00	---
MVC WARRNSBG NURSE & FIRE	17.280	8629	492,376.00	---	---	492,376.00
ANTI WANDER SYSTEMS	17.295	8635	1,107,287.00	818,291.52	288,995.00	0.48
<u>DEPARTMENT OF REVENUE</u>						
<u>Legal Services Division</u>						
Revenue - Federal Fund (0132)						
LEGAL SERV E&E	04.020	1741	211,154.00	57,383.60	---	153,770.40
LEGAL SERV PS	04.020	6733	208,484.00	103,386.14	---	105,097.86
<u>Administration Division</u>						
Revenue - Federal Fund (0132)						
ADMINISTRATION PS	04.025	3644	53,170.00	36,927.36	---	16,242.64
ADMINISTRATION E&E	04.025	3645	3,470,006.00	2,335,136.91	---	1,134,869.09
<u>Motor Vehicle and Driver Licensing Division</u>						
Revenue - Federal Fund (0132)						
MV/DL PS	04.015	1712	2,695.00	---	---	2,695.00
MV/DL E&E	04.015	1713	160,776.00	---	---	160,776.00

DEPARTMENT OF SOCIAL SERVICES

Third Party Liability Collections Fund (0120)						
SOCIAL SRVS STATE OWNED	13.010	7760	26.00	0.84	---	25.16
Family Services Donations Fund (0167)						
FED GRANTS & DONATIONS	11.010	9946	33,999.00	---	---	33,999.00
Temporary Assistance for Needy Families Fund (0199)						
SOCIAL SRVS STATE OWNED	13.010	7762	125,583.00	125,583.00	---	---
Social Services and Other Sources Fund (0610)						
SOCIAL SERVICES LEASING	13.005	1435	5,301,830.00	4,926,239.03	---	375,590.97
SOCIAL SRVS STATE OWNED	13.010	7764	661,501.00	635,422.47	---	26,078.53
OPERATIONAL M&R	17.155	8579	94,921.00	93,856.37	1,064.00	0.63
CRITICAL M&R	18.025	9275	300,000.00	177,900.88	122,099.00	0.12

Office of the Director

Social Services and Other Sources Fund (0610)						
OFFICE OF DIRECTOR PS	11.005	2956	144,220.00	143,304.39	---	915.61
HUMAN RESOURCE CENTER PS	11.015	2996	197,878.00	196,026.00	---	1,852.00
HUMAN RESOURCE CENTER E&E	11.015	2997	29,749.00	29,746.00	---	3.00
OFFICE OF DIRECTOR E&E	11.005	3065	1,197.00	1,197.00	---	---
MO MEDICAID AUD & COMP PS	11.020	8028	1,582,652.00	1,581,433.48	---	1,218.52
MO MEDICAID AUD & COMP EE	11.020	8030	860,039.00	51,805.93	---	808,233.07
SYSTEMS MANAGEMENT	11.025	8794	3,969,576.00	1,427,693.04	---	2,541,882.96
MODEX DATA FEED E&E	11.007	9121	125,000.00	---	---	125,000.00
FED GRANTS & DONATIONS	11.010	9942	9,443,552.00	1,171,640.18	---	8,271,911.82

Division of Finance and Administrative Services

Pharmacy Rebates Fund (0114)						
RECPT & DISBRSM T REFUNDS	11.050	6932	25,000.00	---	---	25,000.00
Third Party Liability Collections Fund (0120)						
RECPT & DISBRSM T REFUNDS	11.050	6930	369,000.00	102,738.60	---	266,261.40
Title XIX Fund (0163)						
RECPT & DISBRSM T REFUNDS	11.050	6929	5,528,000.00	5,066,148.92	---	461,851.08
Federal and Other Fund (0189)						
RECPT & DISBRSM T REFUNDS	11.050	6348	1,500,000.00	95,527.05	---	1,404,472.95
Temporary Assistance for Needy Families Fund (0199)						
RECPT & DISBRSM T REFUNDS	11.050	6927	27,000.00	709.18	---	26,290.82
Social Services and Other Sources Fund (0610)						
FINANCE & ADMIN SRVS PS	11.040	3117	1,049,305.00	963,480.85	---	85,824.15
FINANCE & ADMIN SRVS E&E	11.040	3118	170,113.00	170,113.00	---	---
REVENUE MAXIMATION E&E	11.045	6169	5,250,000.00	744,254.00	---	4,505,746.00
RECPT & DISBRSM T REFUNDS	11.050	6926	5,000,000.00	132,845.86	---	4,867,154.14

**STATE OF MISSOURI
SUMMARY OF APPROPRIATION ACTIVITY
GENERAL FUND - FEDERAL FUNDS
FOR THE APPROPRIATION YEAR 2016**

	H.B. No.	Appr. No.	Appropriations	Expenditures and Transfers Out	Reappropriations to 2017	Lapse of Appropriations
<u>Division of Legal Services</u>						
Third Party Liability Collections Fund (0120)						
LEGAL SERVICES PS	11.060	1009	571,974.00	571,867.77	---	106.23
LEGAL SERVICES E&E	11.060	1011	90,076.00	55,776.00	---	34,300.00
Social Services and Other Sources Fund (0610)						
LEGAL SERVICES PS	11.060	2964	3,072,595.00	3,015,899.66	---	56,695.34
LEGAL SERVICES E&E	11.060	2965	390,834.00	378,423.99	---	12,410.01
<u>Family Support Division</u>						
Family Services Donations Fund (0167)						
SVS FOR VISUALLY IMPAIRED	11.165	4854	99,995.00	---	---	99,995.00
POLK COUNTY TRUST	11.085	8462	10,000.00	8,887.80	---	1,112.20
Temporary Assistance for Needy Families Fund (0199)						
ADOLESCENT PROGRAM	11.100	3208	600,000.00	600,000.00	---	---
TEMPORARY ASSISTANCE	11.110	3597	83,148,186.00	52,214,345.01	---	30,933,840.99
COMMUNITY WORK SUPPORT	11.110	3616	20,394,658.00	17,722,007.67	---	2,672,650.33
FAMIS	11.090	4040	1,084,032.00	1,084,032.00	---	---
COMMUNITY PARTNERSHIP	11.100	5652	4,519,624.00	4,519,624.00	---	---
FAMILY SUPPORT ADMIN PS	11.065	6271	635,108.00	628,901.48	---	6,206.52
FAMILY SUPPORT ADMIN E&E	11.065	6272	1,906,084.00	1,905,269.00	---	815.00
IM FIELD STAFF/OPS PS	11.070	6282	19,609,866.00	18,807,634.13	---	802,231.87
IM FIELD STAFF/OPS E&E	11.070	6283	2,654,182.00	2,653,661.90	---	520.10
EBT E&E	11.080	8258	146,888.00	---	---	146,888.00
TANF DOMESTIC VIOLENCE	11.155	8782	1,600,000.00	1,541,011.39	---	58,988.61
EMRGNCY SHLTR DV VICTIMS	11.155	9013	562,137.00	532,441.25	---	29,695.75
MO MENTORING PARTNERSHIP	11.100	9185	508,700.00	432,030.03	---	76,669.97
TANF FOOD BANKS	11.110	9402	10,000,000.00	9,999,999.96	---	0.04
TANF OUT OF SCHL SUPPORT	11.110	9403	2,000,000.00	2,000,000.00	---	---
TANF BEFORE&AFTER SCHOOL	11.110	9404	1,000,000.00	1,000,000.00	---	---
TANF TUTORING PRG	11.110	9405	1,000,000.00	400,756.93	---	599,243.07
TANF SUMMER JOBS PROG	11.110	9406	11,500,000.00	7,714,511.07	---	3,785,488.93
TANF STATE PARKS YTH CORPS	11.110	9407	2,500,000.00	1,304,948.34	---	1,195,051.66
TANF FOSTER CARE JOBS PRG	11.110	9408	1,000,000.00	486,872.91	---	513,127.09
TANF JOBS FOR AMER GRADS	11.110	9409	750,000.00	464,869.12	---	285,130.88
TANF SUMMER JOBS PROG PS	11.110	9443	200,000.00	111,754.52	---	88,245.48
TANF SUMMER JOBS PROG E&E	11.110	9444	50,000.00	5,134.04	---	44,865.96

Social Services and Other Sources Fund (0610)

FOOD DISTRIBUTION PRGM	11.145	0179	1,500,000.00	1,342,537.06	---	157,462.94
SVS FOR VISUALLY IMPAIRED	11.165	1416	6,372,075.00	3,958,423.84	---	2,413,651.16
BLIND ADMIN PS	11.160	1462	3,009,145.00	2,639,509.62	---	369,635.38
BLIND ADMIN E&E	11.160	1466	743,274.00	401,917.18	---	341,356.82
REFUGEE ASSISTANCE	11.130	3159	3,806,226.00	2,158,499.20	---	1,647,726.80
COMMUNITY SVS BLOCK GRANT	11.135	4499	23,637,000.00	20,555,467.77	---	3,081,532.23
ENERGY ASSISTANCE	11.150	4860	70,547,867.00	62,614,169.59	---	7,933,697.41
EBT E&E	11.080	5257	1,399,859.00	1,231,178.71	---	168,680.29
COMMUNITY PARTNERSHIP	11.100	5653	3,402,175.00	3,402,175.00	---	---
MO MENTORING PARTNERSHIP	11.100	5824	935,000.00	710,028.84	---	224,971.16
CSE FIELD STAFF/OPS PS	11.175	6263	18,970,486.00	16,479,333.35	---	2,491,152.65
CSE FIELD STAFF/OPS E&E	11.175	6264	5,709,213.00	4,509,151.27	---	1,200,061.73
FAMILY SUPPORT ADMIN PS	11.065	6273	4,616,715.00	4,302,240.81	---	314,474.19
FAMILY SUPPORT ADMIN E&E	11.065	6274	8,974,775.00	8,838,527.58	---	136,247.42
IM FIELD STAFF/OPS PS	11.070	6285	32,095,067.00	30,547,886.98	---	1,547,180.02
IM FIELD STAFF/OPS E&E	11.070	6286	8,050,631.00	7,970,877.36	---	79,753.64
FAMILY SUP STAFF TRNG	11.075	6291	133,974.00	94,755.86	---	39,218.14
CSE COUNTY REIMBURSEMENT	11.180	7548	14,886,582.00	13,029,484.35	---	1,857,097.65
DISTRIBUTION PASS THROUGH	11.185	7549	86,500,000.00	41,451,695.21	---	45,048,304.79
FOOD NUTRITION & EMP TRNG	11.105	7658	12,981,261.00	11,512,150.72	---	1,469,110.28
BUSINESS ENTERPRISES	11.170	7901	35,000,000.00	34,449,135.06	---	550,864.94
EMERGENCY SOLUTIONS PROG	11.140	8400	4,130,000.00	2,451,646.66	---	1,678,353.34
ELGBLT & ENRLLMNT SYS EE	11.095	9075	63,459,631.00	44,108,850.33	---	19,350,780.67
LIHEAP WEATHERIZATION	11.150	9164	7,000,000.00	6,443,847.02	---	556,152.98
FAMIS	11.090	9326	138,339.00	138,339.00	---	---
SNAP EMPLY TRAINING GRANT	11.107	9423	6,204,532.00	---	---	6,204,532.00
DOMESTIC VIOLENCE	11.155	9818	2,116,524.00	2,074,256.31	---	42,267.69

Children's Division

Third Party Liability Collections Fund (0120)

CHILDREN'S ADMIN E&E	11.195	6300	50,000.00	47,848.07	---	2,151.93
----------------------	--------	------	-----------	-----------	-----	----------

Temporary Assistance for Needy Families Fund (0199)

PURCHASE OF CHILD CARE	11.285	0180	24,488,748.00	8,776,363.83	---	15,712,384.17
CHILDREN'S TREATMENT SVS	11.210	1611	1,573,418.00	781,621.87	---	791,796.13
RESIDENTIAL TREATMENT SVS	11.220	1612	1,366,385.00	1,363,205.85	---	3,179.15
CHILD ABUSE&NEGLECT PRVNT	11.215	9410	1,190,000.00	1,126,148.99	---	63,851.01

Social Services and Other Sources Fund (0610)

RESIDENTIAL TREATMENT SVS	11.220	0034	24,139,744.00	22,783,596.00	---	1,356,148.00
CHILD ASSESSMENT CENTERS	11.255	0937	800,000.00	800,000.00	---	---
CASE MANAGEMENT CONTRACTS	11.235	1051	17,101,933.00	15,984,195.63	---	1,117,737.37
IV-E AUTH JUVENILE COURT	11.260	1737	400,000.00	37,104.90	---	362,895.10
PURCHASE OF CHILD CARE	11.285	3593	94,931,908.00	94,931,908.00	---	---
ADOPTION RESOURCE CENTERS	11.245	4359	300,000.00	262,500.00	---	37,500.00

**STATE OF MISSOURI
SUMMARY OF APPROPRIATION ACTIVITY
GENERAL FUND - FEDERAL FUNDS
FOR THE APPROPRIATION YEAR 2016**

	H.B. No.	Appr. No.	Appropriations	Expenditures and Transfers Out	Reappropriations to 2017	Lapse of Appropriations
FOSTER CARE	11.220	4858	23,702,984.00	23,689,162.28	---	13,821.72
ADOP/GUARDIANSHIP SUBSIDY	11.240	5702	22,772,278.00	22,767,496.21	---	4,781.79
CHILDREN'S ADMIN PS	11.195	6296	3,203,158.00	3,200,621.73	---	2,536.27
CHILDREN'S ADMIN E&E	11.195	6297	2,661,367.00	2,661,367.00	---	---
CHILD FIELD STAFF/OPS PS	11.200	6303	44,938,581.00	44,861,822.05	---	76,758.95
CHILD FIELD STAFF/OPS E&E	11.200	6304	4,378,301.00	4,378,301.00	---	---
CHILDREN'S STAFF TRNG	11.205	6308	491,992.00	195,828.46	---	296,163.54
CHILD ABUSE/NEGLECT GRANT	11.270	6375	188,316.00	140,659.78	---	47,656.22
TRANSITIONAL LIVING	11.250	6868	821,303.00	821,303.00	---	---
CHILDREN'S TREATMENT CPT	11.210	7069	630,000.00	601,857.70	---	28,142.30
INDEPENDENT LIVING	11.250	7560	2,999,900.00	2,391,616.22	---	608,283.78
EDUCAT TRAINING VOUCHER	11.230	7932	1,050,000.00	1,050,000.00	---	---
FOSTER PARENT TRAINING	11.225	8141	172,920.00	172,807.50	---	112.50
IV-E AUTHORITY-CASAs	11.265	8261	200,000.00	19,394.37	---	180,605.63
FOSTER CARE OUTDOOR PRGRM	11.220	8294	316,615.00	176,321.20	---	140,293.80
HAND UP PILOT PROGRAM	11.285	8342	60,000.00	---	---	60,000.00
PURCHASE OF CHILD CARE PS	11.285	8363	515,453.00	491,195.11	---	24,257.89
HEAD START COLLABORATION	11.280	8474	300,000.00	---	---	300,000.00
RECRUIT & RETENT PROG E&E	11.200	8702	793,132.00	793,132.00	---	---
ADOPT RES CTR-JC & SPGFLD	11.245	8768	300,000.00	300,000.00	---	---
EXTREME RECRUITMENT PROGM	11.245	8772	900,000.00	825,000.00	---	75,000.00
CHILDREN'S TREATMENT SVS	11.210	9318	6,458,175.00	6,458,175.00	---	---
FOSTER CARE PROVIDER RATE	11.220	9873	249,897.00	249,897.00	---	---
CASE MGMT PROVIDER RATE	11.235	9875	255,000.00	85,000.00	---	170,000.00
ADOPTION PROVIDER RATE	11.240	9877	177,947.00	177,947.00	---	---
RES TRTMNT PROVIDER RATE	11.220	9897	750,736.00	750,736.00	---	---
<u>Division of Youth Services</u>						
Social Services and Other Sources Fund (0610)						
YOUTH SERVICES ADMIN PS	11.290	2966	500,200.00	500,150.25	---	49.75
YOUTH SERVICES ADMIN E&E	11.290	2968	100,340.00	100,340.00	---	---
YOUTH TREATMENT PRGM PS	11.295	2969	23,089,430.00	20,944,783.73	---	2,144,646.27
YOUTH TREATMENT PRGM E&E	11.295	2970	6,496,018.00	6,495,507.75	---	510.25
SOCIAL SERVICES INSTIT	13.015	7770	769,092.00	769,092.00	---	---
DYS Child Benefits Fund (0727)						
YOUTH TREATMENT PRGM	11.295	9181	200,000.00	735.87	---	199,264.13

MO HealthNet Division

Pharmacy Rebates Fund (0114)

PHARMACY	11.435	1394	229,804,828.00	205,421,851.59	---	24,382,976.41
MANAGED CARE EXPANSION	11.507	9865	581,199.00	581,199.00	---	---

Third Party Liability Collections Fund (0120)

MO HEALTHNET ADMIN PS	11.400	1387	390,618.00	380,162.99	---	10,455.01
MO HEALTHNET ADMIN E&E	11.400	1388	488,041.00	488,041.00	---	---
TPL CONTRACTS	11.415	1393	3,000,000.00	2,577,743.72	---	422,256.28
CLINICAL SRVC MGMT	11.405	6904	924,911.00	900,146.43	---	24,764.57
NURSING FACILITIES	11.470	6953	6,992,981.00	6,992,981.00	---	---
PHARMACY	11.435	6995	4,217,574.00	4,217,574.00	---	---

Title XIX Fund (0163)

MANAGED CARE	11.505	1784	780,917,662.00	780,741,333.74	---	176,328.26
HOME HEALTH	11.470	1798	4,530,289.00	3,842,697.85	---	687,591.15
PHARMACY	11.435	2526	822,021,385.00	728,067,781.03	---	93,953,603.97
WOMEN'S HEALTH SRVC	11.550	2530	8,801,755.00	5,877,658.15	---	2,924,096.85
CHILDREN'S HLTH INS PRGM	11.555	2867	69,599,002.00	63,331,540.27	---	6,267,461.73
NEMT-OTHER DEPARTMENTS	11.485	3453	6,460,100.00	3,367,622.27	---	3,092,477.73
PACE	11.470	4423	4,536,482.00	4,130,938.68	---	405,543.32
IGT SAFETY NET HOSPITALS	11.540	5183	71,505,748.00	22,666,760.02	---	48,838,987.98
NON-EMERGENCY TRANSPORT	11.485	5929	23,870,679.00	20,960,887.02	---	2,909,791.98
SCHOOL DISTRICT CLAIMING	11.590	6226	39,653,770.00	31,347,998.41	---	8,305,771.59
HOSPITAL CARE	11.510	6471	374,862,406.00	374,529,211.04	---	333,194.96
NURSING FACILITIES	11.470	6473	376,779,872.00	366,071,052.87	---	10,708,819.13
PHYS PYMTS SAFETY NET	11.515	6660	8,000,000.00	8,000,000.00	---	---
MONITORING PROGRAM	11.510	6739	600,000.00	200,000.00	---	400,000.00
PAGER PILOT	11.510	6745	365,000.00	215,000.00	---	150,000.00
IGT DMH MEDICAID PROGRAM	11.545	7170	221,900,719.00	209,876,162.29	---	12,024,556.71
FQHC DISTRIBUTION	11.520	7933	7,696,009.00	4,396,198.82	---	3,299,810.18
IGT HEALTH CARE HOME	11.525	8109	3,000,000.00	---	---	3,000,000.00
PHYSICIAN RELATED PROF	11.455	8197	242,727,559.00	242,537,557.06	---	190,001.94
DENTAL	11.460	8199	3,214,416.00	3,214,037.75	---	378.25
PREMIUM PAYMENTS	11.465	8201	145,628,522.00	142,630,952.62	---	2,997,569.38
REHAB & SPECIALTY SVS	11.485	8205	151,126,164.00	151,126,105.50	---	58.50
SUPPL PYMTS PUBLIC FACLT	11.480	8236	6,961,594.00	6,332,312.00	---	629,282.00
HOSPITAL HEALTH HOMES	11.525	8260	3,900,000.00	3,274,470.92	---	625,529.08
RURAL HLTH CLINIC DENTAL	11.460	8710	750,000.00	---	---	750,000.00
GROUND AMBULANCE	11.505	8713	1,537,928.00	1,537,928.00	---	---
FOSTER KIDS HEALTH HOME	11.527	8986	450,000.00	---	---	450,000.00
ASTHMA SERVICES	11.528	8988	3,600,000.00	---	---	3,600,000.00
COMPLEX REHAB TECH PRDCTS	11.490	8996	7,229,164.00	6,186,080.78	---	1,043,083.22
REGIONAL CARE COORDINATN	11.529	8998	1,800,000.00	---	---	1,800,000.00
SHOW-ME HLTHY BABIES PRG	11.556	9383	10,077,505.00	1,612,740.10	---	8,464,764.90
PRIM CARE PRACTICE PILOT	11.456	9399	300,000.00	---	---	300,000.00
MANAGED CARE EXPANSION	11.507	9792	396,250,802.00	396,244,988.41	---	5,813.59

**STATE OF MISSOURI
SUMMARY OF APPROPRIATION ACTIVITY
GENERAL FUND - FEDERAL FUNDS
FOR THE APPROPRIATION YEAR 2016**

	H.B. No.	Appr. No.	Appropriations	Expenditures and Transfers Out	Reappropriations to 2017	Lapse of Appropriations
PHYSICIAN PROVIDER RATE	11.455	9880	2,562,404.00	2,562,404.00	---	---
PRIM CARE PROVIDER RATE	11.455	9882	6,906,017.00	6,906,017.00	---	---
DENTAL PROVIDER RATE	11.460	9884	164,181.00	164,181.00	---	---
DENTAL BENEFITS PROV RATE	11.460	9886	5,589,422.00	---	---	5,589,422.00
NURSING HOMES PROV RATE	11.470	9888	11,647,020.00	11,647,020.00	---	---
HOME HEALTH PROVIDER RATE	11.470	9890	52,951.00	---	---	52,951.00
PACE PROVIDER RATE	11.470	9892	69,819.00	---	---	69,819.00
RHB & SPCLTY SVS PROV RTE	11.485	9893	1,118,415.00	1,118,415.00	---	---
DURABLE MED EQP PROV RATE	11.490	9894	95,171.00	---	---	95,171.00
KC PACE	11.470	9899	604,276.00	---	---	604,276.00
HEMS PROVIDER RATE	11.485	9900	690,602.00	690,602.00	---	---
Social Services and Other Sources Fund (0610)						
MO HEALTHNET ADMIN E&E	11.400	0215	3,334,371.00	3,026,517.72	---	307,853.28
WOMEN & MINORITY OUTREACH	11.410	1391	568,625.00	552,296.00	---	16,329.00
TPL CONTRACTS	11.415	1392	3,000,000.00	2,577,743.70	---	422,256.30
INFORMATION SYSTEMS	11.420	1439	43,366,963.00	31,981,562.54	---	11,385,400.46
INFO SYS MMIS EE	11.420	4192	12,033,387.00	4,041,778.55	---	7,991,608.45
MO HEALTHNET ADMIN PS	11.400	6378	5,395,307.00	5,266,801.17	---	128,505.83
CLINICAL SRVC MGMT	11.405	6767	12,214,032.00	11,598,523.85	---	615,508.15
MONEY FOLLOWS THE PERSON	11.430	8398	532,549.00	374,364.47	---	158,184.53
SHOW-ME HEALTHY BABIES EE	11.556	9389	57,500.00	57,500.00	---	---
Federal Stimulus - Social Services Fund (2292)						
HEALTH TECH INCENTIVES	11.425	7962	60,000,000.00	21,885,935.33	---	38,114,064.67
<u>DEPARTMENT OF CORRECTIONS</u>						
<u>Office of the Director</u>						
Corrections Fund (0130)						
AMACHI	09.005	4607	71,024.00	71,024.00	---	---
FEDERAL PROGRAMS PS	09.015	8102	2,343,506.00	1,296,691.47	---	1,046,814.53
FEDERAL PROGRAMS EE	09.015	8103	2,456,446.00	595,471.20	---	1,860,974.80
<u>Division of Human Services</u>						
Corrections Fund (0130)						
FOOD PURCHASES	09.050	4287	250,000.00	24,920.00	---	225,080.00
Subtotals			9,184,042,098.00	7,935,501,728.16	36,361,029.00	1,212,179,340.84

Appropriated Transfers Out To:

General Revenue Fund (0101)	10.070	T047	1,550,000.00	1,550,000.00	---	---
OA Information Technology Fund (0165)	06.335	T112	2,693,271.00	1,900,000.00	---	793,271.00
General Revenue Fund (0101)	05.525	T284	4,930,832.00	4,067,325.00	---	863,507.00
General Revenue Fund (0101)	05.525	T285	3,512.00	3,512.00	---	---
Social Security Contributions Fund (0702)	05.450	T292	31,376,358.00	27,654,815.30	---	3,721,542.70
Social Security Contributions Fund (0702)	05.450	T293	86,938.00	80,416.82	---	6,521.18
State Retirement Contributions Fund (0701)	05.465	T296	73,898,803.00	66,480,004.46	---	7,418,798.54
State Retirement Contributions Fund (0701)	05.465	T297	213,070.00	198,398.57	---	14,671.43
Missouri Consolidated Health Care Plan Benefit Fund (0765)	05.490	T303	99,501,643.00	92,287,102.02	---	7,214,540.98
Missouri Consolidated Health Care Plan Benefit Fund (0765)	05.490	T304	270,986.00	269,073.17	---	1,912.83
Economic Development Administrative Fund (0547)	07.010	T344	958,600.00	---	---	958,600.00
Insurance Dedicated Fund (0566)	07.415	T364	150,000.00	---	---	150,000.00
Missouri Office of Prosecution Services Fund (0680)	12.215	T465	100,000.00	---	---	100,000.00
Labor and Industrial Relations Administrative Fund (0122)	07.805	T471	4,210,747.00	3,028,628.00	---	1,182,119.00
General Revenue Fund (0101)	05.245	T541	332.00	331.03	---	0.97
Natural Resources Cost Allocation Fund (0500)	05.245	T541	22,752.00	22,752.00	---	---
General Revenue Fund (0101)	10.075	T545	125,179,424.00	121,331,955.17	---	3,847,468.83
State Road Fund (0320)	04.420	T565	7,000,000.00	195,736.00	---	6,804,264.00
Budget Reserve Fund (0100)	05.230	T567	4,057,202.00	4,057,202.00	---	---
Budget Reserve Fund (0100)	05.235	T568	148.00	147.81	---	0.19
Multimodal Operations Fund (0126)	04.495	T618	13,000,000.00	6,101,539.77	---	6,898,460.23
OA Information Technology Fund (0165)	10.015	T640	100,000.00	57,251.22	---	42,748.78
General Revenue Fund (0101)	05.250	T652	1,706,665.00	1,706,665.00	---	---
General Revenue Fund (0101)	05.250	T653	149,900.00	149,900.00	---	---
Labor and Industrial Relations Administrative Fund (0122)	07.810	T890	29,717.00	29,717.00	---	---
Labor and Industrial Relations Administrative Fund (0122)	07.810	T891	4,924,815.00	3,521,670.00	---	1,403,145.00
Economic Development Administrative Fund (0547)	07.010	T898	58,746.00	58,746.00	---	---
General Revenue Fund (0101)	10.080	T906	59,000,000.00	44,478,676.00	---	14,521,324.00
Subtotals			435,174,461.00	379,231,564.34	---	55,942,896.66
Totals			\$ 9,619,216,559.00	\$ 8,314,733,292.50	\$ 36,361,029.00	\$ 1,268,122,237.50

**STATE OF MISSOURI
SUMMARY OF APPROPRIATION ACTIVITY
SPECIAL REVENUE FUNDS
FOR THE APPROPRIATION YEAR 2016**

	H.B. No.	Appr. No.	Appropriations	Expenditures and Transfers Out	Reappropriations to 2017	Lapse of Appropriations
<u>LEGISLATURE</u>						
<u>Committee on Legislative Research</u>						
Statutory Revision Fund (0546)						
LEG RES-PUBLISH STATUTES	12.520	3035	\$ 209,005.00	\$ 99,305.62	\$ ---	\$ 109,699.38
<u>JUDICIARY</u>						
Judiciary Education and Training Fund (0847)						
JUDICIARY LEASING	13.005	6085	122,315.00	122,070.18	---	244.82
<u>Office of State Courts Administrator</u>						
Statewide Court Automation Fund (0270)						
COURT AUTOMATION PS	12.305	0735	1,622,906.00	1,357,976.68	---	264,929.32
COURT AUTOMATION E&E	12.305	3137	3,595,125.00	3,097,013.18	---	498,111.82
Crime Victims' Compensation Fund (0681)						
ICM SUPPORT E&E	12.305	7087	887,200.00	868,273.35	---	18,926.65
Basic Civil Legal Services Fund (0757)						
BASIC LEGAL SERV CIP-PS	12.305	6845	90,709.00	90,708.00	---	1.00
BASIC LEGAL SERV CIP-EE	12.305	6846	5,953.00	4,563.60	---	1,389.40
BASIC LEGAL SERVICES	12.305	9167	5,000,000.00	3,967,919.48	---	1,032,080.52
State Court Administration Revolving Fund (0831)						
STATE COURTS ADMIN E&E	12.305	3031	60,000.00	18,193.58	---	41,806.42
Judiciary Education and Training Fund (0847)						
JUDICIAL TRNG & ED PS	12.305	4186	581,817.00	517,109.50	---	64,707.50
JUDICIAL TRNG & ED E&E	12.305	4187	843,688.00	722,210.42	---	121,477.58
<u>Circuit Courts</u>						
State Court Administration Revolving Fund (0831)						
CIRCUIT PERSONNEL E&E	12.320	6239	170,000.00	63,951.16	---	106,048.84
Domestic Relations Resolution Fund (0852)						
DOMESTIC RELATIONS	12.320	4618	300,000.00	197,956.92	---	102,043.08
<u>Legal Defense and Defender</u>						
Legal Defense and Defender Fund (0670)						
PUBLIC DEFENDER COMM PS	12.400	0951	132,537.00	132,536.25	---	0.75
PUBLIC DEFENDER COMM	12.400	7673	2,850,756.00	1,150,108.37	---	1,700,647.63

EXECUTIVE**Secretary of State**

Secretary of State's Technology Trust
Account Fund (0266)

SEC OF STATE STATE OWNED	13.010	7774	6,526.00	6,526.00	---	---
Local Records Preservation Fund (0577)						
SEC OF STATE LEASING	13.005	6081	1,974.00	1,973.96	---	0.04
SEC OF STATE STATE OWNED	13.010	7775	17,026.00	5,706.96	---	11,319.04

Record Services

Local Records Preservation Fund (0577)

SEC OF STATE PS	12.035	9491	1,009,843.00	595,433.55	---	414,409.45
SEC OF STATE E&E	12.035	9492	319,969.00	40,889.55	---	279,079.45
LOCAL RECORDS GRANTS	12.090	9835	400,000.00	---	---	400,000.00
Missouri State Archives - St. Louis Trust Fund (0770)						
DOCUMENT PRESERVATION	12.095	0781	1.00	---	---	1.00
State Document Preservation Fund (0836)						
DOCUMENT PRESERVATION E&E	12.095	3994	25,000.00	---	---	25,000.00

Information Technology Services

Secretary of State's Technology Trust
Account Fund (0266)

SEC OF STATE PS	12.035	2221	368,644.00	308,595.80	---	60,048.20
SEC OF STATE E&E	12.035	2222	2,411,180.00	2,266,911.17	---	144,268.83

State Auditor

Conservation Commission Fund (0609)

STATE AUDITOR PS	12.145	2209	44,846.00	44,845.90	---	0.10
STATE AUDITOR E&E	12.145	2211	2,611.00	2,608.20	---	2.80
Parks Sales Tax Fund (0613)						
STATE AUDITOR PS	12.145	0059	22,399.00	22,398.75	---	0.25
Soil and Water Sales Tax Fund (0614)						
STATE AUDITOR PS	12.145	0060	21,606.00	21,605.94	---	0.06

State Treasurer

Treasurer's Information Fund (0255)

TREASURER'S INFO FUND	12.150	0747	8,000.00	926.85	---	7,073.15
-----------------------	--------	------	----------	--------	-----	----------

Attorney General

Gaming Commission Fund (0286)

ATTORNEY GENERAL PS	12.195	2314	112,392.00	112,392.00	---	---
ATTORNEY GENERAL E&E	12.195	3333	30,747.00	30,747.00	---	---
ATTORNEY GENERAL ST OWNED	13.010	7780	4,494.00	4,477.44	---	16.56

**STATE OF MISSOURI
SUMMARY OF APPROPRIATION ACTIVITY
SPECIAL REVENUE FUNDS
FOR THE APPROPRIATION YEAR 2016**

	H.B. No.	Appr. No.	Appropriations	Expenditures and Transfers Out	Reappropriations to 2017	Lapse of Appropriations
Natural Resources Protection - Water Pollution Permit Fee Subaccount Fund (0568)						
ATTORNEY GENERAL PS	12.195	1521	38,102.00	38,102.00	---	---
ATTORNEY GENERAL E&E	12.195	1522	4,715.00	4,715.00	---	---
ATTORNEY GENERAL ST OWNED	13.010	7782	8,986.00	8,954.76	---	31.24
Solid Waste Management Fund (0570)						
ATTORNEY GENERAL PS	12.195	1523	38,102.00	38,102.00	---	---
ATTORNEY GENERAL E&E	12.195	1524	5,215.00	5,215.00	---	---
Motor Vehicle Commission Fund (0588)						
ATTORNEY GENERAL PS	12.195	9618	39,463.00	39,463.00	---	---
ATTORNEY GENERAL E&E	12.195	9619	11,300.00	11,300.00	---	---
Health Spa Regulatory Fund (0589)						
ATTORNEY GENERAL E&E	12.195	0806	5,000.00	5,000.00	---	---
Natural Resources Protection - Air Pollution Permit Fee Subaccount Fund (0594)						
ATTORNEY GENERAL PS	12.195	1525	38,071.00	38,071.00	---	---
ATTORNEY GENERAL E&E	12.195	1526	4,715.00	4,715.00	---	---
Soil and Water Sales Tax Fund (0614)						
ATTORNEY GENERAL PS	12.195	1527	12,694.00	12,694.00	---	---
ATTORNEY GENERAL E&E	12.195	1528	2,267.00	2,267.00	---	---
Workers' Compensation Fund (0652)						
ATTORNEY GENERAL PS	12.195	2316	274,202.00	253,635.48	---	20,566.52
ATTORNEY GENERAL LEASING	13.005	3188	82,704.00	76,099.19	---	6,604.81
ATTORNEY GENERAL E&E	12.195	7588	204,053.00	7,975.08	---	196,077.92
ATTORNEY GENERAL ST OWNED	13.010	7783	29,584.00	29,584.00	---	---
Workers' Compensation - Second Injury Fund (0653)						
ATTORNEY GENERAL LEASING	13.005	3189	82,704.00	76,099.19	---	6,604.81
ATTORNEY GENERAL PS	12.195	4011	2,032,256.00	1,884,596.83	---	147,659.17
ATTORNEY GENERAL E&E	12.195	4012	1,068,526.00	936,284.43	---	132,241.57
ATTORNEY GENERAL ST OWNED	13.010	7784	29,540.00	29,540.00	---	---
Hazardous Waste Fund (0676)						
ATTORNEY GENERAL PS	12.195	1556	293,240.00	293,240.00	---	---
ATTORNEY GENERAL E&E	12.195	1557	14,880.00	14,880.00	---	---
ATTORNEY GENERAL LEASING	13.005	2005	6,766.00	6,277.92	---	488.08
ATTORNEY GENERAL ST OWNED	13.010	7786	8,986.00	8,954.76	---	31.24
Safe Drinking Water Fund (0679)						
ATTORNEY GENERAL PS	12.195	1558	12,725.00	12,725.00	---	---
ATTORNEY GENERAL E&E	12.195	1559	2,265.00	2,265.00	---	---

Missouri Office of Prosecution Services Fund (0680)						
ATTORNEY GENERAL LEASING	13.005	2022	33,895.00	33,812.39	---	82.61
Attorney General Trust Fund (0794)						
ATY GENERAL TRUST E&E	12.220	7053	4,000,000.00	91,862.65	---	3,908,137.35
Inmate Incarceration Reimbursement Act Revolving Fund (0828)						
ATTORNEY GENERAL E&E	12.195	4183	45,640.00	39,974.11	---	5,665.89
ATTORNEY GENERAL PS	12.195	4204	96,237.00	94,943.51	---	1,293.49
ATTORNEY GENERAL ST OWNED	13.010	7787	9,023.00	8,955.96	---	67.04
Mined Land Reclamation Fund (0906)						
ATTORNEY GENERAL PS	12.195	1560	12,694.00	12,694.00	---	---
ATTORNEY GENERAL E&E	12.195	1561	2,262.00	2,262.00	---	---

Missouri Office of Prosecution Services

Missouri Office of Prosecution Services Fund (0680)						
OFFICE OF PROS SVS PS	12.210	7337	319,371.00	275,348.44	---	44,022.56
OFFICE OF PROS SVS E&E	12.210	7338	1,713,795.00	473,372.32	---	1,240,422.68
Missouri Office of Prosecution Services Revolving Fund (0844)						
OFFICE OF PROS SVS E&E	12.210	4106	150,000.00	36,232.30	---	113,767.70

OFFICE OF ADMINISTRATION

Division of Accounting

Nursing Facility Quality of Care Fund (0271)						
UNEMPLOYMENT BENEFITS	05.480	6341	2,647.00	700.62	---	1,946.38
Division of Tourism Supplemental Revenue Fund (0274)						
UNEMPLOYMENT BENEFITS	05.480	6971	11.00	---	---	11.00
Health Initiatives Fund (0275)						
UNEMPLOYMENT BENEFITS	05.480	5990	4,248.00	775.84	---	3,472.16
TEACHER RETIREMENT CONTR	05.475	6105	500.00	23.85	---	476.15
Gaming Commission Fund (0286)						
UNEMPLOYMENT BENEFITS	05.480	6671	4,939.00	4,310.20	---	628.80
Mental Health Earnings Fund (0288)						
UNEMPLOYMENT BENEFITS	05.480	8132	727.00	726.04	---	0.96
Animal Care Reserve Fund (0295)						
UNEMPLOYMENT BENEFITS	05.480	6672	661.00	659.79	---	1.21
Missouri Public Health Services Fund (0298)						
UNEMPLOYMENT BENEFITS	05.480	2310	1,316.00	204.09	---	1,111.91
Veterans' Commission Capital Improvement Trust Fund (0304)						
UNEMPLOYMENT BENEFITS	05.480	6893	9,237.00	9,236.00	---	1.00

**STATE OF MISSOURI
SUMMARY OF APPROPRIATION ACTIVITY
SPECIAL REVENUE FUNDS
FOR THE APPROPRIATION YEAR 2016**

	H.B. No.	Appr. No.	Appropriations	Expenditures and Transfers Out	Reappropriations to 2017	Lapse of Appropriations
Commodity Council Merchandising Fund (0406)						
UNEMPLOYMENT BENEFITS	05.480	7029	2,488.00	---	---	2,488.00
Insurance Examiners Fund (0552)						
UNEMPLOYMENT BENEFITS	05.480	6674	8,320.00	---	---	8,320.00
Professional and Practical Nursing Student Loan and Nurse Loan Repayment Fund (0565)						
UNEMPLOYMENT BENEFITS	05.480	4489	89.00	---	---	89.00
Insurance Dedicated Fund (0566)						
UNEMPLOYMENT BENEFITS	05.480	6002	19,852.00	4,591.00	---	15,261.00
Natural Resources Protection - Water Pollution Permit Fee Subaccount Fund (0568)						
UNEMPLOYMENT BENEFITS	05.480	6797	3,237.00	---	---	3,237.00
Solid Waste Management Fund (0570)						
UNEMPLOYMENT BENEFITS	05.480	6675	5,760.00	118.03	---	5,641.97
Chemical Emergency Preparedness Fund (0587)						
UNEMPLOYMENT BENEFITS	05.480	3006	4,467.00	---	---	4,467.00
Motor Vehicle Commission Fund (0588)						
UNEMPLOYMENT BENEFITS	05.480	6718	2,587.00	85.94	---	2,501.06
Public Service Commission Fund (0607)						
UNEMPLOYMENT BENEFITS	05.480	6343	4,894.00	409.26	---	4,484.74
Conservation Commission Fund (0609)						
UNEMPLOYMENT BENEFITS	05.480	2240	134,264.00	69,422.56	---	64,841.44
Parks Sales Tax Fund (0613)						
UNEMPLOYMENT BENEFITS	05.480	6237	249,601.00	79,499.29	---	170,101.71
Soil and Water Sales Tax Fund (0614)						
UNEMPLOYMENT BENEFITS	05.480	6238	5,760.00	---	---	5,760.00
Social Services Educational Improvement Fund (0620)						
TEACHER RETIREMENT CONTR	05.475	3440	1,500.00	829.88	---	670.12
UNEMPLOYMENT BENEFITS	05.480	6003	15,218.00	5,368.58	---	9,849.42
State Board of Nursing Fund (0635)						
UNEMPLOYMENT BENEFITS	05.480	6799	228.00	226.52	---	1.48
Real Estate Commission Fund (0638)						
UNEMPLOYMENT BENEFITS	05.480	0790	1,240.00	1,238.82	---	1.18
State Highways and Transportation Department Fund (0644)						
HWY PATROL UNEMPLOY	05.485	6365	169,942.00	22,807.02	---	147,134.98

Grain Inspection Fees Fund (0647)						
UNEMPLOYMENT BENEFITS	05.480	6004	19,190.00	15,522.22	---	3,667.78
Workers' Compensation Fund (0652)						
UNEMPLOYMENT BENEFITS	05.480	6005	28,371.00	458.00	---	27,913.00
Workers' Compensation - Second Injury Fund (0653)						
UNEMPLOYMENT BENEFITS	05.480	6346	4,977.00	2,160.00	---	2,817.00
Groundwater Protection Fund (0660)						
UNEMPLOYMENT BENEFITS	05.480	6347	18.00	---	---	18.00
Petroleum Inspection Fund (0662)						
UNEMPLOYMENT BENEFITS	05.480	3763	6,141.00	6,140.00	---	1.00
Legal Defense and Defender Fund (0670)						
UNEMPLOYMENT BENEFITS	05.480	6749	6,903.00	---	---	6,903.00
Hazardous Waste Fund (0676)						
UNEMPLOYMENT BENEFITS	05.480	6151	6.00	---	---	6.00
Safe Drinking Water Fund (0679)						
UNEMPLOYMENT BENEFITS	05.480	7080	1,930.00	1,929.34	---	0.66
Crime Victims' Compensation Fund (0681)						
UNEMPLOYMENT BENEFITS	05.480	7513	1,335.00	1,333.94	---	1.06
Economic Development Advancement Fund (0783)						
UNEMPLOYMENT BENEFITS	05.480	7475	1,229.00	---	---	1,229.00
Early Childhood Development, Education and Care Fund (0859)						
UNEMPLOYMENT BENEFITS	05.480	4268	261.00	---	---	261.00
Missouri National Guard Trust Fund (0900)						
UNEMPLOYMENT BENEFITS	05.480	1157	4,154.00	1,241.00	---	2,913.00
Special Employment Security Fund (0949)						
UNEMPLOYMENT BENEFITS	05.480	6750	1,600.00	---	---	1,600.00
Aviation Trust Fund (0952)						
UNEMPLOYMENT BENEFITS	05.480	8162	1,313.00	1,311.89	---	1.11
Ambulance Service Reimb Allowance Fund (0958)						
UNEMPLOYMENT BENEFITS	05.480	8880	11.00	10.55	---	0.45
Agriculture Protection Fund (0970)						
UNEMPLOYMENT BENEFITS	05.480	8135	93.00	91.60	---	1.40
<u>Information Technology Services Division</u>						
Elevator Safety Fund (0257)						
DPS IT CONSOLIDATION E&E	05.020	1296	10,190.00	9,368.25	---	821.75
Missouri Arts Council Trust Fund (0262)						
DED IT CONSOLIDATION E&E	05.020	1297	22,660.00	12,091.14	---	10,568.86
Missouri Commission for the Deaf Board of Certification of Interpreters Fund (0264)						
DESE IT CONSOLIDATION E&E	05.020	1298	3,999.00	30.94	---	3,968.06
DESE IT CONSOLIDATION PS	05.020	8637	5,050.00	1,974.15	---	3,075.85

**STATE OF MISSOURI
SUMMARY OF APPROPRIATION ACTIVITY
SPECIAL REVENUE FUNDS
FOR THE APPROPRIATION YEAR 2016**

	H.B. No.	Appr. No.	Appropriations	Expenditures and Transfers Out	Reappropriations to 2017	Lapse of Appropriations
Nursing Facility Quality of Care Fund (0271)						
DHSS IT CONSOLIDATION PS	05.020	1301	315,513.00	246,997.45	---	68,515.55
DHSS IT CONSOLIDATION E&E	05.020	1302	104,038.00	18,963.18	---	85,074.82
Division of Tourism Supplemental Revenue Fund (0274)						
DED IT CONSOLIDATION E&E	05.020	1303	55,478.00	17,095.79	---	38,382.21
Health Initiatives Fund (0275)						
DSS IT CONSOLIDATION PS	05.020	1306	4.00	---	---	4.00
DHSS IT CONSOLIDATION E&E	05.020	1308	53,000.00	32,133.13	---	20,866.87
DSS IT CONSOLIDATION EE	05.020	2227	67.00	65.00	---	2.00
Lottery Proceeds Fund (0291)						
DESE IT CONSOLIDATION E&E	05.020	1313	97,124.00	71,291.71	---	25,832.29
Animal Health Laboratory Fee Fund (0292)						
MDA IT CONSOLIDATION E&E	05.020	1315	5,925.00	5,925.00	---	---
Mammography Fund (0293)						
DHSS IT CONSOLIDATION E&E	05.020	1327	4,637.00	2,844.17	---	1,792.83
Animal Care Reserve Fund (0295)						
MDA IT CONSOLIDATION E&E	05.020	1332	9,407.00	6,817.41	---	2,589.59
Elderly Home-Delivered Meals Trust Fund (0296)						
DOR IT CONSOLIDATION E&E	05.020	2912	10,970.00	10,970.00	---	---
Missouri Public Health Services Fund (0298)						
DHSS IT CONSOLIDATION E&E	05.020	1333	741,218.00	404,566.36	---	336,651.64
DHSS IT CONSOLIDATION PS	05.020	2234	232,300.00	157,972.59	---	74,327.41
Livestock Brands Fund (0299)						
MDA IT CONSOLIDATION E&E	05.020	1337	2,998.00	---	---	2,998.00
Veterans' Commission Capital Improvement Trust Fund (0304)						
DPS IT CONSOLIDATION E&E	05.020	1338	111,578.00	111,191.90	---	386.10
Commodity Council Merchandising Fund (0406)						
MDA IT CONSOLIDATION E&E	05.020	1340	876.00	5.16	---	870.84
Division of Credit Unions Fund (0548)						
DIFP IT CONSOLIDATION E&E	05.020	1372	13,306.00	13,241.56	---	64.44
Division of Finance Fund (0550)						
DIFP IT CONSOLIDATION PS	05.020	1375	55,205.00	11,552.78	---	43,652.22
DIFP IT CONSOLIDATION E&E	05.020	1376	123,388.00	123,387.73	---	0.27
Insurance Examiners Fund (0552)						
DOI IT CONSOLIDATION E&E	05.020	1378	121,328.00	39,364.63	---	81,963.37

Deaf Relay Service and Equipment Distribution Program Fund (0559)						
DESE IT CONSOLIDATION E&E	05.020	2343	12,990.00	---	---	12,990.00
Professional and Practical Nursing Student Loan and Nurse Loan Repayment Fund (0565)						
DHSS IT CONSOLIDATION E&E	05.020	1381	5,595.00	2,923.13	---	2,671.87
DHSS IT CONSOLIDATION PS	05.020	7852	1,515.00	---	---	1,515.00
Insurance Dedicated Fund (0566)						
DOI IT CONSOLIDATION PS	05.020	1383	517,571.00	493,267.23	---	24,303.77
DOI IT CONSOLIDATION E&E	05.020	1395	401,044.00	244,764.04	---	156,279.96
Livestock Sales and Markets Fees Fund (0581)						
MDA IT CONSOLIDATION E&E	05.020	1412	260.00	---	---	260.00
Chemical Emergency Preparedness Fund (0587)						
DPS IT CONSOLIDATION E&E	05.020	1447	11,425.00	5,664.87	---	5,760.13
Motor Vehicle Commission Fund (0588)						
DOR IT CONSOLIDATION PS	05.020	2235	66,677.00	53,171.47	---	13,505.53
DOR IT CONSOLIDATION E&E	05.020	2859	42,805.00	42,805.00	---	---
Conservation Commission Fund (0609)						
DOR IT CONSOLIDATION E&E	05.020	2917	33,198.00	33,198.00	---	---
Livestock Dealer Law Enforcement and Administration Fund (0624)						
MDA IT CONSOLIDATION E&E	05.020	1489	95.00	---	---	95.00
State Highways and Transportation Department Fund (0644)						
DOR IT CONSOLIDATION PS	05.020	2237	875,732.00	764,584.67	---	111,147.33
DOR IT CONSOLIDATION E&E	05.020	2239	1,902,388.00	1,845,316.00	---	57,072.00
Milk Inspection Fees Fund (0645)						
MDA IT CONSOLIDATION E&E	05.020	1505	4,961.00	191.26	---	4,769.74
Health and Senior Services Document Services Fund (0646)						
DHSS IT CONSOLIDATION PS	05.020	1506	17.00	---	---	17.00
DHSS IT CONSOLIDATION E&E	05.020	1507	108,306.00	224.21	---	108,081.79
Grain Inspection Fees Fund (0647)						
MDA IT CONSOLIDATION E&E	05.020	1509	33,845.00	2,485.49	---	31,359.51
Workers' Compensation Fund (0652)						
DOLIR IT CONSOLIDATION EE	05.020	1511	324,460.00	314,358.43	---	10,101.57
Missouri Land Survey Fund (0668)						
MDA IT CONSOLIDATION E&E	05.020	8835	178,285.00	10,159.36	---	168,125.64
Hazardous Waste Fund (0676)						
DHSS IT CONSOLIDATION E&E	05.020	3690	8,700.00	6,442.78	---	2,257.22
Safe Drinking Water Fund (0679)						
DHSS IT CONSOLIDATION E&E	05.020	7891	1,305.00	---	---	1,305.00

**STATE OF MISSOURI
SUMMARY OF APPROPRIATION ACTIVITY
SPECIAL REVENUE FUNDS
FOR THE APPROPRIATION YEAR 2016**

	H.B. No.	Appr. No.	Appropriations	Expenditures and Transfers Out	Reappropriations to 2017	Lapse of Appropriations
Crime Victims' Compensation Fund (0681)						
DPS IT CONSOLIDATION E&E	05.020	1590	3,999.00	2,638.78	---	1,360.22
DPS/DOLIR IT CONSOL E&E	05.020	1659	21,542.00	5,059.14	---	16,482.86
DPS/DOLIR IT CONSOL PS	05.020	2339	3,600.00	3,600.00	---	---
Agriculture Business Development Fund (0683)						
MDA IT CONSOLIDATION E&E	05.020	1602	2,491.00	---	---	2,491.00
Children's Trust Fund (0694)						
OA IT CONSOLDIATION E&E	05.020	3613	1,275.00	1,239.53	---	35.47
Proprietary School Certification Fund (0729)						
DHE IT CONSOLIDATION PS	05.020	8887	10,605.00	1,456.45	---	9,148.55
DHE IT CONSOLIDATION E&E	05.020	8888	47,525.00	47,523.00	---	2.00
Boiler and Pressure Vessels Safety Fund (0744)						
DPS IT CONSOLIDATION E&E	05.020	2135	14,520.00	14,476.62	---	43.38
Missouri Rx Plan Fund (0779)						
DSS IT CONSOLIDATION E&E	05.020	2333	15,000.00	15,000.00	---	---
Putative Father Registry Fund (0780)						
DHSS IT CONSOLIDATION E&E	05.020	1625	12,300.00	5,123.27	---	7,176.73
Organ Donor Program Fund (0824)						
DHSS IT CONSOLIDATION E&E	05.020	1627	22,000.00	21,594.53	---	405.47
Child Labor Enforcement Fund (0826)						
DOLIR IT CONSOLIDATION EE	05.020	1628	14,995.00	41.78	---	14,953.22
Early Childhood Development, Education and Care Fund (0859)						
DHSS IT CONSOLIDATION E&E	05.020	1630	23,849.00	6,057.86	---	17,791.14
DSS IT CONSOLIDATION PS	05.020	1632	1.00	---	---	1.00
Guaranty Agency Operating Fund (0880)						
DHE IT CONSOLIDATION PS	05.020	1633	591,474.00	268,918.23	---	322,555.77
DHE IT CONSOLIDATION E&E	05.020	1634	248,030.00	122,132.44	---	125,897.56
Agriculture Development Fund (0904)						
MDA IT CONSOLIDATION E&E	05.020	1652	880.00	5.16	---	874.84
Special Employment Security Fund (0949)						
DOLIR IT CONSOLIDATION EE	05.020	1656	109,999.00	96,570.69	---	13,428.31
Unemployment Automation Fund (0953)						
DOLIR IT CONSOLIDATION PS	05.020	4398	1,001,329.00	995,210.57	---	6,118.43
DOLIR IT CNSL COMP SYSTEM	05.020	4446	12,103,388.00	11,096,474.74	---	1,006,913.26
Agriculture Protection Fund (0970)						
MDA IT CONSOLIDATION E&E	05.020	8455	70,654.00	32,871.63	---	37,782.37
MDA IT CONSOLIDATION PS	05.020	8886	67,005.00	1,838.47	---	65,166.53

**Division of Facilities Management,
Design and Construction**

State Capitol Commission Fund (0745)						
2ND STATE CAPITOL COMM	05.085	6364	25,000.00	---	---	25,000.00
Rebuild Damaged Infrastr Fund (0814)						
REBUILDING INFRASTRUCTURE	17.202	8721	8,443,663.00	8,443,663.00	---	---

Division of General Services

Conservation Commission Fund (0609)						
WORKERS' COMP & SIF TAX	05.530	3439	73,000.00	72,991.69	---	8.31
WORKERS' COMPENSATION	05.520	4542	1,200,000.00	735,707.74	---	464,292.26

Children's Trust Fund

Children's Trust Fund (0694)						
CTF PROGRAMS	05.135	5608	3,360,000.00	1,859,916.92	---	1,500,083.08
OA STATE OWNED	13.010	7675	12,966.00	12,952.39	---	13.61
CHILDREN'S TRUST FUND PS	05.135	8371	218,624.00	215,872.72	---	2,751.28
CHILDREN'S TRUST FUND E&E	05.135	8372	119,104.00	65,720.83	---	53,383.17

DEPARTMENT OF AGRICULTURE

Animal Health Laboratory Fee Fund (0292)						
AGRICULTURE LEASING	13.005	2475	49,140.00	43,834.14	---	5,305.86
AGRICULTURE STATE OWNED	13.010	7808	31,500.00	31,500.00	---	---
Animal Care Reserve Fund (0295)						
AGRICULTURE STATE OWNED	13.010	7678	1,854.00	1,852.80	---	1.20
Commodity Council Merchandising Fund (0406)						
AGRICULTURE STATE OWNED	13.010	7679	2,639.00	2,639.00	---	---
Milk Inspection Fees Fund (0645)						
AGRICULTURE STATE OWNED	13.010	7681	4,597.00	4,597.00	---	---
Grain Inspection Fees Fund (0647)						
AGRICULTURE LEASING	13.005	1474	25,694.00	25,690.08	---	3.92
AGRICULTURE STATE OWNED	13.010	7682	3,300.00	3,299.76	---	0.24
Petroleum Inspection Fund (0662)						
AGRICULTURE LEASING	13.005	0653	6,384.00	6,383.04	---	0.96
AGRICULTURE STATE OWNED	13.010	7683	103,806.00	103,775.52	---	30.48
Boll Weevil Suppression and Eradication Fund (0823)						
AGRICULTURE STATE OWNED	13.010	7685	2.00	0.12	---	1.88
Agriculture Development Fund (0904)						
AGRICULTURE STATE OWNED	13.010	7686	1,497.00	1,497.00	---	---
Agriculture Protection Fund (0970)						
AGRICULTURE LEASING	13.005	8194	3,216.00	3,161.07	---	54.93
AGRICULTURE STATE OWNED	13.010	8245	261,629.00	261,629.00	---	---

**STATE OF MISSOURI
SUMMARY OF APPROPRIATION ACTIVITY
SPECIAL REVENUE FUNDS
FOR THE APPROPRIATION YEAR 2016**

	H.B. No.	Appr. No.	Appropriations	Expenditures and Transfers Out	Reappropriations to 2017	Lapse of Appropriations
<u>Office of the Director</u>						
Animal Health Laboratory Fee Fund (0292)						
DIRECTOR'S OFFICE PS	06.005	7904	22,826.00	22,314.03	---	511.97
DIRECTOR'S OFFICE E&E	06.005	7905	2,500.00	2,500.00	---	---
Animal Care Reserve Fund (0295)						
DIRECTOR'S OFFICE PS	06.005	7906	22,767.00	22,348.67	---	418.33
DIRECTOR'S OFFICE E&E	06.005	7907	2,494.00	2,494.00	---	---
Grain Inspection Fees Fund (0647)						
DIRECTOR'S OFFICE PS	06.005	7922	28,163.00	27,830.31	---	332.69
DIRECTOR'S OFFICE E&E	06.005	7923	1,982.00	1,982.00	---	---
Petroleum Inspection Fund (0662)						
DIRECTOR'S OFFICE PS	06.005	7926	6,712.00	6,354.56	---	357.44
DIRECTOR'S OFFICE E&E	06.005	7927	2,940.00	2,940.00	---	---
Missouri Land Survey Fund (0668)						
DIRECTOR'S OFFICE PS	06.005	8875	18,299.00	17,276.32	---	1,022.68
DIRECTOR'S OFFICE E&E	06.005	8876	901.00	901.00	---	---
Veterinary Student Loan Payment Fund (0803)						
VETERINARY ST LOAN PRG	06.015	3209	180,000.00	116,400.00	---	63,600.00
Agriculture Protection Fund (0970)						
DIRECTOR'S OFFICE PS	06.005	7855	754,471.00	754,468.29	---	2.71
DIRECTOR'S OFFICE E&E	06.005	7856	130,225.00	130,225.00	---	---
REFUND ACCOUNT	06.005	7857	13,500.00	1,222.77	---	12,277.23
<u>Division of Animal Health</u>						
Animal Health Laboratory Fee Fund (0292)						
ANIMAL HEALTH ADMIN PS	06.085	1222	105,370.00	5,212.50	---	100,157.50
ANIMAL HEALTH ADMIN E&E	06.085	2186	842,050.00	841,565.21	---	484.79
Animal Care Reserve Fund (0295)						
ANIMAL HEALTH ADMIN PS	06.085	1224	455,752.00	256,213.73	---	199,538.27
ANIMAL HEALTH ADMIN E&E	06.085	2187	64,956.00	11,041.31	---	53,914.69
Livestock Brands Fund (0299)						
LIVESTOCK BRANDS PRGM	06.085	1227	30,698.00	20,262.41	---	10,435.59
ANIMAL HEALTH ADMIN PS	06.085	8720	109.00	---	---	109.00
Livestock Sales and Markets Fees Fund (0581)						
LIVESTOCK MARKETS	06.085	9462	30,690.00	5,000.04	---	25,689.96
Missouri Pet Spay/Neuter Fund (0747)						
ANIMAL HEALTH ADMIN E&E	06.085	2830	50,000.00	14,200.00	---	35,800.00

Agriculture Protection Fund (0970)						
ANIMAL HEALTH ADMIN E&E	06.085	7863	2,462.00	525.36	---	1,936.64
Large Carnivore Fund (0988)						
ANIMAL HEALTH ADMIN E&E	06.085	8215	5,000.00	---	---	5,000.00
<u>Division of Grain Inspection and Warehousing</u>						
Commodity Council Merchandising Fund (0406)						
COMMODITY MERCHNDNG PS	06.095	2417	74,586.00	52,770.05	---	21,815.95
COMMODITY MERCHNDNG E&E	06.095	2418	19,576.00	16,827.57	---	2,748.43
Aquaculture Marketing Development Fund (0573)						
MO AQUACULTURE COUNCIL	06.100	2419	11,000.00	4,851.01	---	6,148.99
Apple Merchandising Fund (0615)						
RES & MKT DEV OF APPLES	06.100	2421	11,000.00	---	---	11,000.00
Grain Inspection Fees Fund (0647)						
GRAIN INSPECTION SVS E&E	06.095	2388	569,770.00	515,289.72	---	54,480.28
GRAIN INSPECTION SVS PS	06.095	3201	1,676,271.00	1,647,766.54	---	28,504.46
PAYMENT OF FED USER FEE	06.095	4552	100,000.00	99,252.49	---	747.51
Missouri Wine Marketing and Research Development Fund (0855)						
WINE MKTNG & RESEARCH	06.100	0554	111,000.00	31,035.12	---	79,964.88
Agriculture Protection Fund (0970)						
GRAIN REGULATORY SVS E&E	06.095	7865	44,170.00	32,004.52	---	12,165.48
<u>Division of Plant Industries</u>						
Boll Weevil Suppression and Eradication Fund (0823)						
BOLL WEEVIL ERADICAT PS	06.105	0556	39,875.00	2,566.80	---	37,308.20
BOLL WEEVIL ERADICAT E&E	06.105	0557	24,657.00	---	---	24,657.00
Agriculture Protection Fund (0970)						
HEMP PS	06.105	1001	74,065.00	39,519.50	---	34,545.50
HEMP E&E	06.105	1002	65,000.00	57,103.27	---	7,896.73
PLANT INDUSTRIES PRGM PS	06.105	7866	1,689,259.00	1,657,169.36	---	32,089.64
PLANT INDUSTRIES PRGM E&E	06.105	7867	520,038.00	461,458.11	---	58,579.89
GYPSY MOTH CNTRL PRGM PS	06.105	7868	131,262.00	119,511.96	---	11,750.04
GYPSY MOTH CNTRL PRGM E&E	06.105	7869	58,000.00	24,262.82	---	33,737.18
<u>Division of Weights, Measures and Consumer Protection</u>						
Petroleum Inspection Fund (0662)						
WEIGHTS & MEASURES E&E	06.110	2573	1,508,565.00	355,200.45	---	1,153,364.55
WEIGHTS & MEASURES PS	06.110	8381	1,568,666.00	1,253,677.50	---	314,988.50
Agriculture Protection Fund (0970)						
WEIGHTS & MEASURES PS	06.110	7870	524,704.00	523,794.55	---	909.45
WEIGHTS & MEASURES E&E	06.110	7871	304,271.00	234,028.39	---	70,242.61

**STATE OF MISSOURI
SUMMARY OF APPROPRIATION ACTIVITY
SPECIAL REVENUE FUNDS
FOR THE APPROPRIATION YEAR 2016**

	H.B. No.	Appr. No.	Appropriations	Expenditures and Transfers Out	Reappropriations to 2017	Lapse of Appropriations
<u>State Milk Board</u>						
Milk Inspection Fees Fund (0645)						
STATE MILK BOARD PS	06.135	0265	441,261.00	279,013.80	---	162,247.20
STATE MILK BOARD E&E	06.135	0267	212,407.00	125,633.35	---	86,773.65
MILK BOARD LOCAL HLTH	06.135	0268	736,022.00	560,657.96	---	175,364.04
State Contracted Manufacturing Dairy Plant Inspection and Grading Fee Fund (0661)						
DAIRY PLNT INSPCTIONS E&E	06.135	7362	4,305.00	---	---	4,305.00
DAIRY PLNT INSPECTIONS PD	06.135	9055	247.00	---	---	247.00
<u>Agriculture Business Development</u>						
Agriculture Business Development Fund (0683)						
AGRI BUS GOV'S CONF ON AG	06.030	2114	210,638.00	147,382.89	---	63,255.11
AGRI BUSINESS DEV PS	06.030	7345	17,931.00	17,126.78	---	804.22
AGRI BUSINESS DEV E&E	06.030	7346	216,735.00	189,556.93	---	27,178.07
AGRI BUSINESS DEV NON-TRD	06.030	9978	10,000.00	---	---	10,000.00
Agriculture Development Fund (0904)						
AG DEVELOPMENT PRGM PS	06.080	5394	75,419.00	46,822.50	---	28,596.50
AG DEVELOPMENT PRGM E&E	06.080	5395	41,744.00	26,140.49	---	15,603.51
AG DEVEL FUND INVESTMENTS	06.080	9913	100,000.00	9,000.00	---	91,000.00
Agriculture Protection Fund (0970)						
AGRI BUSINESS DEV PS	06.030	7859	1,181,975.00	1,172,641.81	---	9,333.19
AGRI BUSINESS DEV E&E	06.030	7860	513,371.00	513,371.00	---	---
AGRI MISSOURI PROGRAM PS	06.035	7861	36,428.00	36,313.07	---	114.93
AGRI MISSOURI PROGRAM E&E	06.035	7862	218,756.00	193,940.43	---	24,815.57
URBAN AGRICULTURE PROGRAM	06.030	8331	25,000.00	16,858.85	---	8,141.15
DELTA REGNL AUTH ORG DUES	06.030	9194	76,501.00	76,501.00	---	---
AGRI BUSINESS DEV NON-TRD	06.030	9979	40,000.00	35,754.39	---	4,245.61
Livestock Feed and Crop Loan Program Fund (0978)						
AG&SMALL BUS DEV AUTH PS	06.045	8212	11,211.00	---	---	11,211.00
AG&SMALL BUS DEV AUTH E&E	06.045	8213	2,000.00	---	---	2,000.00
<u>Missouri State Fair</u>						
State Fair Trust Fund (0951)						
FUNDING TO START FAIR	06.125	3812	9,900.00	3,092.00	---	6,808.00
Agriculture Protection Fund (0970)						
STATE FAIR ADMIN PS	06.120	7872	521,000.00	520,934.18	---	65.82
MSF-TORNADO SHELTERS/REST	17.205	8252	493,733.00	168,426.21	---	325,306.79

State Land Survey

Missouri Land Survey Fund (0668)

LAND SURVEY OPERATIONS PS	06.115	8825	887,514.00	620,538.09	---	266,975.91
LAND SURVEY OPERATIONS E&E	06.115	8826	206,830.00	178,704.19	---	28,125.81
LAND SURVEY RESTOR PROJ	06.115	8832	90,000.00	49,000.00	---	41,000.00

**DEPARTMENT OF INSURANCE,
FINANCIAL INSTITUTIONS AND
PROFESSIONAL REGISTRATION**

Division of Credit Unions Fund (0548)

INSURANCE STATE OWNED	13.010	7708	23,741.00	23,740.67	---	0.33
-----------------------	--------	------	-----------	-----------	-----	------

Division of Finance Fund (0550)

INSURANCE LEASING	13.005	3739	49,631.00	47,180.72	---	2,450.28
INSURANCE STATE OWNED	13.010	7709	177,088.00	177,088.00	---	---

Insurance Examiners Fund (0552)

INSURANCE EXAMINATIONS PS	07.425	0793	3,306,259.00	3,289,339.04	---	16,919.96
INSURANCE EXAMINATIONS EE	07.425	2042	765,674.00	247,059.03	---	518,614.97
INSURANCE REFUNDS	07.430	2681	60,000.00	---	---	60,000.00
INSURANCE LEASING	13.005	3734	11,215.00	11,119.08	---	95.92
INSURANCE STATE OWNED	13.010	7710	83,856.00	83,856.00	---	---

Insurance Dedicated Fund (0566)

INSURANCE LEASING	13.005	6082	6,864.00	6,537.36	---	326.64
HEALTH INSUR COUNSELING	07.435	7021	200,000.00	200,000.00	---	---
INSURANCE STATE OWNED	13.010	7711	324,111.00	324,070.20	---	40.80
INSURANCE OPERATIONS PS	07.420	9907	7,838,488.00	7,497,589.33	---	340,898.67
INSURANCE OPERATIONS E&E	07.420	9908	2,013,092.00	1,284,897.88	---	728,194.12
INSURANCE REFUNDS	07.430	9909	75,000.00	20,464.09	---	54,535.91

Consumer Restitution Fund (0792)

INSURANCE OPERATIONS	07.420	3703	5,000.00	---	---	5,000.00
----------------------	--------	------	----------	-----	-----	----------

Division of Credit Unions

Division of Credit Unions Fund (0548)

CREDIT UNIONS E&E	07.440	2195	119,055.00	109,825.22	---	9,229.78
CREDIT UNIONS PS	07.440	3657	1,155,135.00	981,208.07	---	173,926.93

Division of Finance

Division of Finance Fund (0550)

DIV OF FINANCE E&E	07.445	2196	780,026.00	637,112.45	---	142,913.55
DIV OF FINANCE PS	07.445	3658	7,729,645.00	7,202,351.85	---	527,293.15
OUT-OF-STATE EXAMS E&E	07.445	6138	48,250.00	15,260.63	---	32,989.37
ORGANIZATIONAL DUES	07.445	9355	100,000.00	93,712.00	---	6,288.00

**STATE OF MISSOURI
SUMMARY OF APPROPRIATION ACTIVITY
SPECIAL REVENUE FUNDS
FOR THE APPROPRIATION YEAR 2016**

	H.B. No.	Appr. No.	Appropriations	Expenditures and Transfers Out	Reappropriations to 2017	Lapse of Appropriations
<u>Professional Registration</u>						
State Board of Accountancy Fund (0627)						
BOARD OF ACCOUNTANCY E&E	07.470	2214	171,991.00	171,926.65	---	64.35
BOARD OF ACCOUNTANCY PS	07.470	3666	289,477.00	276,965.52	---	12,511.48
State Board of Podiatric Medicine Fund (0629)						
PODIATRIC MEDICINE	07.520	0839	13,734.00	13,243.86	---	490.14
State Board of Chiropractic Examiners Fund (0630)						
CHIROPRACTIC EXAMINERS	07.480	0820	131,820.00	54,998.07	---	76,821.93
Board of Embalmers and Funeral Directors Fund (0633)						
EMBALMERS & FUNERAL DIR	07.495	0833	164,200.00	163,738.06	---	461.94
Board of Registration for Healing Arts Fund (0634)						
BD FOR HEALING ART E&E	07.500	2230	753,115.00	442,990.49	---	310,124.51
BD FOR HEALING ART PS	07.500	3673	1,865,917.00	1,670,245.63	---	195,671.37
State Board of Nursing Fund (0635)						
BOARD OF NURSING E&E	07.505	2244	577,518.00	412,321.37	---	165,196.63
BOARD OF NURSING PS	07.505	3675	1,243,601.00	1,119,069.44	---	124,531.56
Optometry Fund (0636)						
BOARD OF OPTOMETRY	07.510	0836	34,726.00	8,789.32	---	25,936.68
Board of Pharmacy Fund (0637)						
BOARD OF PHARMACY E&E	07.515	2262	694,930.00	433,672.29	---	261,257.71
PHARMACY CRIM HISTORY	07.515	2586	5,000.00	---	---	5,000.00
BOARD OF PHARMACY PS	07.515	3677	1,068,432.00	1,007,286.63	---	61,145.37
Real Estate Commission Fund (0638)						
MO REAL ESTATE COMM E&E	07.525	2266	276,669.00	132,579.95	---	144,089.05
MO REAL ESTATE COMM PS	07.525	3679	935,769.00	776,522.51	---	159,246.49
Veterinary Medical Board Fund (0639)						
TESTING SERVICES	07.530	0329	50,000.00	---	---	50,000.00
MO VETERINARY MEDICAL BD	07.530	0840	57,975.00	35,464.43	---	22,510.57
Dental Board Fund (0677)						
DENTAL BOARD E&E	07.490	2224	237,475.00	106,876.79	---	130,598.21
DENTAL BOARD PS	07.490	3671	386,905.00	288,254.88	---	98,650.12
State Board for Architects, Professional Engineers, Land Surveyors and Landscape Architects Fund (0678)						
ARCH PE & LAND SURV E&E	07.475	2223	301,397.00	193,418.60	---	107,978.40
ARCH PE & LAND SURV PS	07.475	3667	390,782.00	303,319.59	---	87,462.41

Board of Cosmetology and Barber Examiners
Fund (0785)

BD COSM & BARBERS E&E	07.485	1673	272,899.00	266,188.20	---	6,710.80
CRIMINAL HISTORY CHECKS	07.485	1674	1,000.00	---	---	1,000.00

DEPARTMENT OF CONSERVATION

Conservation Commission Fund (0609)

MDC STWIDE CONSTRUCTION	17.265	8566	19,300,000.00	13,919,784.70	5,380,215.00	0.30
MDC STWIDE CONSTRUCTION	18.050	9310	33,000,000.00	12,327,113.49	20,672,886.00	0.51

Director's Office

Conservation Commission Fund (0609)

DIRECTORS OFFICE PS	06.600	9367	4,575,866.00	4,375,380.01	---	200,485.99
DIRECTORS OFFICE EE	06.600	9368	11,739,113.00	11,734,721.14	---	4,391.86

Administrative Services Division

Conservation Commission Fund (0609)

ADMINISTRATIVE SVS PS	06.605	9369	4,388,652.00	3,993,824.80	---	394,827.20
ADMINISTRATIVE SVS EE	06.605	9370	18,481,564.00	18,462,698.14	---	18,865.86

Design and Development Division

Conservation Commission Fund (0609)

DESIGN AND DEVELOPMENT PS	06.610	9371	7,148,865.00	6,721,407.86	---	427,457.14
DESIGN AND DEVELOPMENT EE	06.610	9372	2,971,911.00	2,742,726.39	---	229,184.61

Fisheries Division

Conservation Commission Fund (0609)

FISHERIES PS	06.615	9374	7,088,005.00	6,920,127.87	---	167,877.13
FISHERIES EE	06.615	9375	4,087,035.00	4,008,673.51	---	78,361.49

Forestry Division

Conservation Commission Fund (0609)

FORESTRY PS	06.620	9376	8,899,658.00	8,466,099.08	---	433,558.92
FORESTRY EE	06.620	9429	5,721,105.00	5,569,558.84	---	151,546.16

Human Resources Division

Conservation Commission Fund (0609)

HUMAN RESOURCES PS	06.625	9430	13,706,744.00	12,424,169.08	---	1,282,574.92
HUMAN RESOURCES EE	06.625	9431	1,051,456.00	1,049,723.92	---	1,732.08

Outreach and Education Division

Conservation Commission Fund (0609)

OUTREACH AND EDUCATION PS	06.630	9432	7,189,340.00	7,073,807.50	---	115,532.50
OUTREACH AND EDUCATION EE	06.630	9433	7,055,933.00	6,784,962.41	---	270,970.59

**STATE OF MISSOURI
SUMMARY OF APPROPRIATION ACTIVITY
SPECIAL REVENUE FUNDS
FOR THE APPROPRIATION YEAR 2016**

	H.B. No.	Appr. No.	Appropriations	Expenditures and Transfers Out	Reappropriations to 2017	Lapse of Appropriations
<u>Private Land Services Division</u>						
Conservation Commission Fund (0609)						
PRIVATE LAND SERVICES PS	06.635	9434	3,734,443.00	3,563,449.00	---	170,994.00
PRIVATE LAND SERVICES EE	06.635	9435	4,100,752.00	4,100,750.82	---	1.18
<u>Protection Division</u>						
Conservation Commission Fund (0609)						
PROTECTION PS	06.640	9436	10,141,680.00	9,816,776.42	---	324,903.58
PROTECTION EE	06.640	9437	1,556,728.00	1,553,292.61	---	3,435.39
<u>Resource Science Division</u>						
Conservation Commission Fund (0609)						
RESOURCE SCIENCE PS	06.645	9438	5,501,491.00	5,185,314.86	---	316,176.14
RESOURCE SCIENCE EE	06.645	9439	2,715,555.00	2,570,540.93	---	145,014.07
<u>Wildlife Division</u>						
Conservation Commission Fund (0609)						
WILDLIFE PS	06.650	9440	8,945,048.00	8,755,989.18	---	189,058.82
WILDLIFE EE	06.650	9441	8,704,808.00	8,420,333.31	---	284,474.69
<u>DEPARTMENT OF ECONOMIC DEVELOPMENT</u>						
Missouri Arts Council Trust Fund (0262)						
DED LEASING	13.005	2468	38,450.00	38,370.38	---	79.62
Division of Tourism Supplemental Revenue Fund (0274)						
DED LEASING	13.005	1982	4,058.00	3,968.19	---	89.81
DED STATE OWNED	13.010	7698	101,170.00	101,165.98	---	4.02
Manufactured Housing Fund (0582)						
DED LEASING	13.005	3128	17,227.00	16,522.47	---	704.53
Public Service Commission Fund (0607)						
DED LEASING	13.005	1986	921,954.00	910,379.49	---	11,574.51
DED STATE OWNED	13.010	7707	79,868.00	79,868.00	---	---
Special Employment Security Fund (0949)						
DED LEASING	13.005	6633	216,038.00	216,038.00	---	---

Division of Business and Community Services

Economic Development Advancement

Fund (0783)

EDAF REFUNDS	07.015	4525	866.00	864.85	---	1.15
BUS RECRUITM & MARKET-E&E	07.015	7521	2,250,000.00	2,249,369.94	---	630.06
MAINSTREET PROGRAM	07.055	8657	42,614.00	42,614.00	---	---

Missouri Supplemental Tax Increment

Financing Fund (0848)

STATE TIF PROGRAM	07.060	4351	16,400,000.00	15,462,328.76	---	937,671.24
-------------------	--------	------	---------------	---------------	-----	------------

Division of Workforce Development

Missouri Community College Job Training

Program Fund (0563)

COMM COLL NEW JOBS TRNG	07.135	0906	16,000,000.00	2,816,373.51	---	13,183,626.49
-------------------------	--------	------	---------------	--------------	-----	---------------

Special Employment Security Fund (0949)

LABOR EXCHANGE SERVICES	07.120	8865	2,000,000.00	1,452,967.32	---	547,032.68
-------------------------	--------	------	--------------	--------------	-----	------------

Division of Tourism

Division of Tourism Supplemental Revenue

Fund (0274)

TOURISM PS	07.150	1030	1,677,931.00	1,362,158.26	---	315,772.74
TOURISM E&E	07.150	2192	20,391,680.00	18,501,953.58	---	1,889,726.42
FILM OFFICE E&E	07.150	8704	100,115.00	84,239.53	---	15,875.47

Tourism Marketing Fund (0650)

TOURISM E&E	07.150	8403	24,500.00	7,746.90	---	16,753.10
-------------	--------	------	-----------	----------	-----	-----------

Public Service Commission

Deaf Relay Service and Equipment

Distribution Program Fund (0559)

PUBLIC SERVICE COMM E&E	07.185	9834	2,495,808.00	769,057.09	---	1,726,750.91
-------------------------	--------	------	--------------	------------	-----	--------------

Manufactured Housing Fund (0582)

MANUFACTD HOUSING REFUNDS	07.170	0817	10,000.00	---	---	10,000.00
MANUF HOUSING ADMIN E&E	07.170	2194	354,466.00	92,626.51	---	261,839.49
MANUFACTD HOUSING PRGM	07.170	3102	20,000.00	2,371.51	---	17,628.49
MANUF HOUSING ADMIN PS	07.170	3991	351,714.00	257,128.62	---	94,585.38

Public Service Commission Fund (0607)

PSC REFUNDS	07.185	0818	10,000.00	---	---	10,000.00
PUBLIC SERVICE COMM PS	07.185	1428	10,675,717.00	10,177,687.72	---	498,029.28
PUBLIC SERVICE COMM E&E	07.185	2203	2,536,462.00	1,527,554.88	---	1,008,907.12

Manufactured Housing Consumer Recovery

Fund (0909)

MANUF HOUSING CONSUMER RC	07.170	4452	192,000.00	3,565.00	---	188,435.00
---------------------------	--------	------	------------	----------	-----	------------

**STATE OF MISSOURI
SUMMARY OF APPROPRIATION ACTIVITY
SPECIAL REVENUE FUNDS
FOR THE APPROPRIATION YEAR 2016**

	H.B. No.	Appr. No.	Appropriations	Expenditures and Transfers Out	Reappropriations to 2017	Lapse of Appropriations
<u>Office of the Public Counsel</u>						
Public Service Commission Fund (0607)						
OFC OF PUBLIC COUNSEL PS	07.180	7897	707,172.00	697,664.35	---	9,507.65
OFC OF PUBLIC COUNSEL E&E	07.180	7898	304,481.00	304,461.67	---	19.33
<u>Division of Energy</u>						
Utilicare Stabilization Fund (0134)						
ENERGY EFFICIENT SERVICES	07.160	8807	100.00	---	---	100.00
Missouri Alternative Fuel Vehicle Loan Fund (0886)						
ENERGY EFFICIENT SERVICES	07.160	8813	2,000.00	---	---	2,000.00
REFUND ACCOUNTS	07.160	8818	50.00	---	---	50.00
<u>Missouri Council on the Arts</u>						
Missouri Arts Council Trust Fund (0262)						
MO ARTS COUNCIL E&E	07.095	0989	8,443,414.00	3,829,641.96	---	4,613,772.04
MO ARTS COUNCIL PS	07.095	2881	555,055.00	226,301.97	---	328,753.03
INCENTIVES AND TECH ASST	07.095	2943	600,000.00	317,279.00	---	282,721.00
Missouri Public Broadcasting Corporation Special Fund (0887)						
PUBLIC TELEVISION GRANTS	07.095	1687	800,000.00	776,000.00	---	24,000.00
<u>Missouri Housing Development Commission</u>						
Missouri Housing Trust Fund (0254)						
MO HOUSING DEVELOP COMM	07.165	0980	4,450,000.00	3,056,342.56	---	1,393,657.44
<u>DEPARTMENT OF ELEMENTARY AND SECONDARY EDUCATION</u>						
Deaf Relay Service and Equipment Distribution Program Fund (0559)						
DESE LEASING	13.005	2478	21,546.00	20,214.72	---	1,331.28
<u>Division of Financial and Administrative Services</u>						
School District Bonds Fund (0248)						
SCHOOL DISTRICT BONDS	02.045	0113	492,000.00	429,375.70	---	62,624.30
Outstanding Schools Trust Fund (0287)						
FOUNDATION-FORMULA	02.015	0678	200,062.00	200,062.00	---	---

FOUNDATION-FORMULA-NC Lottery Proceeds Fund (0291)	02.015	9109	836,600,000.00	836,490,233.50	---	109,766.50
FOUNDATION-TRANSPORTATION	02.015	2362	69,273,102.00	69,273,102.00	---	---
FOUNDATION-FORMULA	02.015	5667	41,196,844.00	41,196,844.00	---	---
State School Money Fund (0616)						
FOUNDATION-FORMULA	02.015	0679	67,030,507.00	67,030,507.00	---	---
FOUNDATION-FORMULA-NC	02.015	8966	117,469,228.00	117,469,228.00	---	---
School District Trust Fund (0688)						
SCHOOL DISTRICT TRUST FND	02.040	5240	854,000,000.00	854,000,000.00	---	---
Classroom Trust Fund (0784)						
FOUNDATION-FORMULA	02.015	2079	343,456,910.00	329,899,994.72	---	13,556,915.28

Division of Learning Services

Lottery Proceeds Fund (0291)						
HIGH NEED FUND	02.165	0657	19,590,000.00	19,590,000.00	---	---
PERFORM BASED ASSESSMENT	02.070	1289	4,311,255.00	4,311,255.00	---	---
VIRTUAL EDUCATION E&E	02.015	4269	389,778.00	389,778.00	---	---
FOUNDATION-EARLY SPEC ED	02.015	5645	16,548,507.00	16,548,507.00	---	---
DFS/DMH SCHOOL PLACEMENTS	02.175	5677	7,768,606.00	7,768,606.00	---	---
KC TUTORING PROGRAM	02.027	8321	100,000.00	97,000.00	---	3,000.00
Children's Service Commission Fund (0601)						
CHILDREN'S SERVICE COMM	02.230	2820	8,000.00	---	---	8,000.00
State School Money Fund (0616)						
FERMAN MEMORIAL-GIFTED	02.095	5640	9,027.00	2,138.28	---	6,888.72
Part C Early Intervention Fund (0788)						
MEDICAID REIM-FIRST STEPS	02.170	2258	10,000,000.00	5,539,999.00	---	4,460,001.00
PART C EARLY INTERVENTION	02.170	2259	3,000,000.00	1,730,674.23	---	1,269,325.77
Early Childhood Development, Education and Care Fund (0859)						
EARLY CHILDHOOD PROGRAM	02.060	0028	10,694,141.00	10,103,341.81	---	590,799.19
FIRST STEPS	02.170	3180	578,644.00	561,285.00	---	17,359.00
FOUNDATION-EARLY CHLD DEV	02.015	8118	5,000,000.00	5,000,000.00	---	---
FOUNDATION-EARLY SPEC ED	02.015	8322	17,412,900.00	17,412,900.00	---	---
DIV OF LEARNING SRVS PS	02.055	8848	60,890.00	59,088.00	---	1,802.00
EARLY CHILDHOOD PROV DIST	02.060	9959	1,000,000.00	872,803.85	---	127,196.15
Charter Public School Commission Revolving Fund (0860)						
CHARTER PUB SCHL REVOLV	02.215	9261	750,000.00	---	---	750,000.00

Office of Special Education

Missouri Commission for the Deaf Board of Certification of Interpreters Fund (0264)						
COMM FOR THE DEAF E&E	02.220	0111	150,000.00	110,586.33	---	39,413.67
Bingo Proceeds for Education Fund (0289)						
BOARD OPERATED E&E	02.015	2303	1,876,355.00	1,775,147.01	---	101,207.99

**STATE OF MISSOURI
SUMMARY OF APPROPRIATION ACTIVITY
SPECIAL REVENUE FUNDS
FOR THE APPROPRIATION YEAR 2016**

	H.B. No.	Appr. No.	Appropriations	Expenditures and Transfers Out	Reappropriations to 2017	Lapse of Appropriations
Deaf Relay Service and Equipment Distribution Program Fund (0559)						
MO ASSISTIVE TECH-PS	02.225	2351	224,774.00	187,685.17	---	37,088.83
MO ASSISTIVE TECH-EE	02.225	2365	1,639,703.00	925,677.73	---	714,025.27
Handicapped Children's Trust Fund (0618)						
SCHOOL SEVERELY HANDICAP	02.210	2280	200,000.00	---	---	200,000.00
Missouri Commission for the Deaf and Assistive Technology Trust Fund (0781)						
MO ASSISTIVE TECH-EE	02.225	2370	1,080,000.00	849,327.08	---	230,672.92
<u>Office of Adult Learning and Rehabilitation Services</u>						
Lottery Proceeds Fund (0291)						
VOCATIONAL REHAB GRANT	02.135	2806	1,400,000.00	1,400,000.00	---	---
<u>DEPARTMENT OF HIGHER EDUCATION</u>						
<u>Higher Education Administration</u>						
Lottery Proceeds Fund (0291)						
CROWDER COLLEGE	03.200	2492	477,418.00	463,095.00	---	14,323.00
EAST CENTRAL COLLEGE	03.200	2494	385,227.00	373,670.00	---	11,557.00
JEFFERSON COLLEGE	03.200	2496	537,312.00	521,193.00	---	16,119.00
METROPOLITAN COM COLLEGE	03.200	2498	2,737,299.00	2,655,180.00	---	82,119.00
MINERAL AREA COLLEGE	03.200	2500	412,518.00	400,142.00	---	12,376.00
MOBERLY AREA COM COLLEGE	03.200	2502	278,808.00	270,444.00	---	8,364.00
NORTH CENTRAL MO COLLEGE	03.200	2504	168,890.00	163,823.00	---	5,067.00
OZARKS TECH COM COLLEGE	03.200	2511	702,237.00	681,170.00	---	21,067.00
ST CHARLES CNTY COM COL	03.200	2513	486,747.00	472,145.00	---	14,602.00
ST LOUIS COM COLLEGE	03.200	2516	3,642,515.00	3,533,240.00	---	109,275.00
STATE FAIR COM COLLEGE	03.200	2518	382,096.00	370,633.00	---	11,463.00
THREE RIVERS COM COLLEGE	03.200	2520	278,924.00	270,556.00	---	8,368.00
MINORITY TEACH SCHLSHPS	03.075	4545	169,000.00	162,136.26	---	6,863.74
DHE Out-of-State Program Fund (0420)						
COORDINATION ADMIN PS	03.005	8395	37,875.00	22,593.43	---	15,281.57
COORDINATION ADMIN E&E	03.005	8396	16,850.00	---	---	16,850.00
Proprietary School Certification Fund (0729)						
PROPRIETARY SCH ADMIN PS	03.010	8391	191,788.00	190,523.84	---	1,264.16
PROPRIETARY SCH ADMIN E&E	03.010	8392	112,148.00	22,823.93	---	89,324.07

Access Missouri Financial Assistance
Fund (0791)

ACCESS MISSOURI	03.055	2179	69,500,000.00	68,208,489.60	---	1,291,510.40
Kids' Chance Scholarship Fund (0878)						
KIDS CHANCE SCHLSPS	03.080	4442	15,000.00	8,000.00	---	7,000.00
Guaranty Agency Operating Fund (0880)						
LOAN PROGRAM ADMIN PS	03.100	0998	2,272,307.00	1,679,528.52	---	592,778.48
LOAN PROGRAM ADMIN E&E	03.100	2169	7,325,693.00	1,370,889.76	---	5,954,803.24
FEDERAL LOAN COMPLIANCE	03.100	3134	500,000.00	1,231.80	---	498,768.20
COLLECTION INVOICING	03.100	5075	8,000,000.00	6,152,951.35	---	1,847,048.65
LOAN PROGRAM ADMIN	03.100	7256	890,000.00	743,855.47	---	146,144.53
COORDINATION ADMIN PS	03.005	9023	239,204.00	239,179.09	---	24.91
COORDINATION ADMIN E&E	03.005	9024	45,354.00	44,342.22	---	1,011.78
Federal Student Loan Reserve Fund (0881)						
LOAN PRGM REVOLVING FUND	03.110	0067	170,000,000.00	87,868,935.21	---	82,131,064.79

State Colleges and Universities

Lottery Proceeds Fund (0291)

UNIVERSITY OF CENTRAL MO	03.210	1539	6,050,959.00	5,869,430.00	---	181,529.00
SOUTHEAST MO STATE UNIV	03.215	1540	4,935,757.00	4,787,684.00	---	148,073.00
MO STATE UNIVERSITY	03.220	1545	9,670,119.00	9,380,015.00	---	290,104.00
TRUMAN STATE UNIVERSITY	03.230	1546	4,576,165.00	4,438,880.00	---	137,285.00
NORTHWEST MO STATE UNIV	03.235	1547	3,342,740.00	3,242,458.00	---	100,282.00
MO SOUTHERN ST UNIVERSITY	03.240	1549	2,431,511.00	2,358,566.00	---	72,945.00
MO WESTERN ST UNIVERSITY	03.245	1550	2,394,327.00	2,322,497.00	---	71,830.00
HARRIS STOWE ST UNIV	03.250	1551	1,148,979.00	1,114,510.00	---	34,469.00
UNIV OF MISSOURI CAMPUSES	03.255	1552	46,842,748.00	45,437,466.00	---	1,405,282.00
LINCOLN UNIVERSITY	03.225	1554	1,814,072.00	1,759,650.00	---	54,422.00
STATE TECH COLLEGE OF MO	03.205	6227	536,217.00	520,130.00	---	16,087.00
Spinal Cord Injury Fund (0578)						
SPINAL CORD INJURY	03.265	5628	1,500,000.00	1,500,000.00	---	---
State Seminary Moneys Fund (0623)						
SEMINARY FUND INV INCOME	03.285	0616	275,000.00	46,750.00	---	228,250.00

**DEPARTMENT OF HEALTH AND
SENIOR SERVICES**

Nursing Facility Quality of Care Fund (0271)						
REFUNDS	10.620	7331	9,240.00	5,858.00	---	3,382.00
Mammography Fund (0293)						
REFUNDS	10.620	2873	1,000.00	600.00	---	400.00
Missouri Public Health Services Fund (0298)						
REFUNDS	10.620	7334	30,000.00	10,243.21	---	19,756.79
Endowed Care Cemetery Audit Fund (0562)						
REFUNDS	10.620	7492	2,899.00	1,411.91	---	1,487.09

**STATE OF MISSOURI
SUMMARY OF APPROPRIATION ACTIVITY
SPECIAL REVENUE FUNDS
FOR THE APPROPRIATION YEAR 2016**

	H.B. No.	Appr. No.	Appropriations	Expenditures and Transfers Out	Reappropriations to 2017	Lapse of Appropriations
Professional and Practical Nursing Student Loan and Nurse Loan Repayment Fund (0565)						
REFUNDS	10.620	7335	2,500.00	136.00	---	2,364.00
Health and Senior Services Document Services Fund (0646)						
REFUNDS	10.620	7336	10,000.00	185.04	---	9,814.96
Criminal Record System Fund (0671)						
REFUNDS	10.620	4486	333.00	---	---	333.00
Children's Trust Fund (0694)						
REFUNDS	10.620	7493	13,495.00	7,059.75	---	6,435.25
Brain Injury Fund (0742)						
REFUNDS	10.620	8345	100.00	---	---	100.00
Organ Donor Program Fund (0824)						
REFUNDS	10.620	8024	30.00	29.44	---	0.56
<u>Office of the Director</u>						
Health Initiatives Fund (0275)						
OFC WOMEN'S HEALTH E&E	10.720	8170	401.00	389.00	---	12.00
OPCRH E&E	10.720	8178	14,450.00	14,016.00	---	434.00
OPCRH PS	10.720	8304	95,981.00	93,101.78	---	2,879.22
Missouri Public Health Services Fund (0298)						
PUBLIC HEALTH LAB PS	10.740	0222	1,350,779.00	1,045,171.47	---	305,607.53
PUBLIC HEALTH LAB E&E	10.740	0223	3,809,143.00	3,205,116.48	---	604,026.52
HEALTH LAB MEDICAID E&E	10.740	1935	450,000.00	380,490.06	---	69,509.94
Professional and Practical Nursing Student Loan and Nurse Loan Repayment Fund (0565)						
OPCRH PS	10.720	8179	74,261.00	59,875.29	---	14,385.71
OPCRH E&E	10.720	8182	8,900.00	7,756.15	---	1,143.85
Safe Drinking Water Fund (0679)						
PUBLIC HEALTH LAB E&E	10.740	4530	434,532.00	396,256.19	---	38,275.81
<u>Administration</u>						
Nursing Facility Quality of Care Fund (0271)						
DIVISION OF ADMIN E&E	10.605	6114	430,000.00	291,998.40	---	138,001.60
Mammography Fund (0293)						
DIVISION OF ADMIN E&E	10.605	3750	25,000.00	19,584.00	---	5,416.00
Missouri Public Health Services Fund (0298)						
DIVISION OF ADMIN PS	10.605	1799	130,536.00	32,940.08	---	97,595.92
DIVISION OF ADMIN E&E	10.605	1800	99,525.00	4,260.07	---	95,264.93

Professional and Practical Nursing Student Loan and Nurse Loan Repayment Fund (0565)						
DIVISION OF ADMIN E&E	10.605	3751	30,000.00	24,507.45	---	5,492.55
Health and Senior Services Document Services Fund (0646)						
DIVISION OF ADMIN E&E	10.605	7697	44,571.00	2,620.31	---	41,950.69
Putative Father Registry Fund (0780)						
DIVISION OF ADMIN E&E	10.605	3259	25,000.00	20,192.06	---	4,807.94
Organ Donor Program Fund (0824)						
DIVISION OF ADMIN E&E	10.605	3752	30,000.00	24,031.84	---	5,968.16
<u>Division of Community and Public Health</u>						
Health Initiatives Fund (0275)						
DIV COMM&PUBLIC HLTH PS	10.700	1219	990,423.00	960,709.56	---	29,713.44
DIV COMM&PUBLIC HLTH E&E	10.700	7653	518,791.00	502,703.97	---	16,087.03
DCPH MEDICAID E&E	10.700	7800	35,831.00	34,225.17	---	1,605.83
ADOLESCENT HEALTH	10.700	9985	1,228.00	1,191.00	---	37.00
Missouri Public Health Services Fund (0298)						
DIV COMM&PUBLIC HLTH PS	10.700	1232	390,318.00	302,003.70	---	88,314.30
DIV COMM&PUBLIC HLTH E&E	10.700	1233	83,053.00	49,779.48	---	33,273.52
GENETICS PROGRAM	10.710	1690	1,549,750.00	1,499,569.31	---	50,180.69
Professional and Practical Nursing Student Loan and Nurse Loan Repayment Fund (0565)						
NURSE LOAN PROGRAM	10.725	3937	499,752.00	496,500.00	---	3,252.00
Insurance Dedicated Fund (0566)						
POISON CONTROL HOTLINE EE	10.735	8700	1,000,000.00	1,000,000.00	---	---
Health and Senior Services Document Services Fund (0646)						
DIV COMM&PUBLIC HLTH PS	10.700	1234	71,287.00	5,122.71	---	66,164.29
DIV COMM&PUBLIC HLTH E&E	10.700	1236	69,048.00	3,902.85	---	65,145.15
Hazardous Waste Fund (0676)						
DIV COMM&PUBLIC HLTH PS	10.700	1663	204,687.00	181,358.66	---	23,328.34
DIV COMM&PUBLIC HLTH E&E	10.700	1664	66,883.00	62,348.30	---	4,534.70
Brain Injury Fund (0742)						
BRAIN INJURY SERVICES	10.710	7527	874,900.00	637,037.98	---	237,862.02
Putative Father Registry Fund (0780)						
DIV COMM&PUBLIC HLTH PS	10.700	1247	77,463.00	68,476.15	---	8,986.85
DIV COMM&PUBLIC HLTH E&E	10.700	1251	27,748.00	27,748.00	---	---
Organ Donor Program Fund (0824)						
DIV COMM&PUBLIC HLTH PS	10.700	1225	110,763.00	61,821.93	---	48,941.07
DIV COMM&PUBLIC HLTH E&E	10.700	1230	81,887.00	59,881.95	---	22,005.05
DIV COMM&PUBLIC HLTH PROG	10.710	1257	45,000.00	36,558.28	---	8,441.72
Governor's Council on Physical Fitness Institution Gift Trust Fund (0924)						
DIV COMM&PUBLIC HLTH E&E	10.700	2431	47,500.00	---	---	47,500.00

**STATE OF MISSOURI
SUMMARY OF APPROPRIATION ACTIVITY
SPECIAL REVENUE FUNDS
FOR THE APPROPRIATION YEAR 2016**

	H.B. No.	Appr. No.	Appropriations	Expenditures and Transfers Out	Reappropriations to 2017	Lapse of Appropriations
<u>Division of Senior and Disability Services</u>						
Elderly Home-Delivered Meals Trust Fund (0296)						
AAA CONTRACTS	10.820	4521	62,958.00	53,543.00	---	9,415.00
<u>Division of Regulation and Licensure</u>						
Nursing Facility Federal Reimbursement Allowance Fund (0196)						
DIV OF REG&LICENSURE E&E	10.900	7107	725,000.00	622,599.78	---	102,400.22
Nursing Facility Quality of Care Fund (0271)						
DIV OF REG&LICENSURE PS	10.900	1270	871,304.00	558,235.98	---	313,068.02
DIV OF REG&LICENSURE E&E	10.900	1271	1,022,832.00	835,046.45	---	187,785.55
Mammography Fund (0293)						
DIV OF REG&LICENSURE PS	10.900	1275	64,124.00	61,167.23	---	2,956.77
DIV OF REG&LICENSURE E&E	10.900	1276	13,110.00	10,761.57	---	2,348.43
Early Childhood Development, Education and Care Fund (0859)						
DIV OF REG&LICENSURE PS	10.900	1278	215,556.00	209,083.38	---	6,472.62
DIV OF REG&LICENSURE E&E	10.900	1280	57,197.00	55,481.00	---	1,716.00
<u>DEPARTMENT OF TRANSPORTATION</u>						
Motorcycle Safety Trust Fund (0246)						
MAINTENANCE E&E	04.415	6311	425,000.00	288,893.90	---	136,106.10
Grade Crossing Safety Account Fund (0290)						
RR GRADE CROSSING HAZARDS	04.515	6179	4,000,000.00	2,775,275.41	---	1,224,724.59
State Highways and Transportation Department Fund (0644)						
ST HWY&TRANSP DP FUND REF	04.430	6172	35,240.00	29,269.64	---	5,970.36
MOTOR FUEL TAX REFUND	04.430	6173	30,000,000.00	16,616,915.08	---	13,383,084.92
Railroad Expense Fund (0659)						
MULTIMODAL OPS ADMIN PS	04.440	6174	457,787.00	354,177.04	---	103,609.96
MULTIMODAL OPS ADMIN E&E	04.440	6175	145,000.00	69,476.14	---	75,523.86
SUPPORT TO MULTIMODAL DIV	04.445	6180	135,000.00	83,578.23	---	51,421.77
FRINGES MULTIMODAL PS	04.405	6181	343,661.00	250,328.43	---	93,332.57
ORGANIZATIONAL DUES	04.400	9170	5,000.00	5,000.00	---	---
State Transportation Fund (0675)						
FRINGES MULTIMODAL PS	04.405	0115	116,357.00	91,857.63	---	24,499.37
SUPPORT TO MULTIMODAL DIV	04.445	0436	35,000.00	17,396.55	---	17,603.45
TRANSIT FUNDS COUNTED	04.455	0786	560,875.00	560,875.00	---	---

MO AMTRAK STATIONS	04.510	1046	25,000.00	25,000.00	---	---
MULTIMODAL OPS ADMIN E&E	04.440	2270	26,220.00	10,885.02	---	15,334.98
PORT AUTH FINANCIAL ASST	04.535	7489	400,000.00	400,000.00	---	---
ELDRLY&DISAB TRAN ASSTIST	04.465	7512	1,274,478.00	1,274,477.98	---	0.02
FREIGHT ENHANCEMENT FUNDS	04.545	8248	850,000.00	850,000.00	---	---
STATE SAFETY OVERSIGHT	04.500	8786	126,491.00	56,134.74	---	70,356.26
MULTIMODAL OPS ADMIN PS	04.440	9939	159,323.00	129,259.16	---	30,063.84
State Transportation Assistance Revolving Fund (0841)						
MULTIMODAL REVOLVING LOAN	04.450	4404	1,000,000.00	994.80	---	999,005.20
Aviation Trust Fund (0952)						
AIRPORT CI & MAINT	04.520	1045	10,000,000.00	6,169,738.48	---	3,830,261.52
MULTIMODAL OPS ADMIN PS	04.440	4660	494,332.00	459,507.71	---	34,824.29
MULTIMODAL OPS ADMIN E&E	04.440	4661	24,827.00	20,926.36	---	3,900.64
FRINGES MULTIMODAL PS	04.405	4662	369,551.00	320,031.76	---	49,519.24
SUPPORT TO MULTIMODAL DIV	04.445	4857	75,567.00	73,905.86	---	1,661.14
MID-MO AIRPORT MASTRPLANG	04.525	8687	350,000.00	271,209.00	---	78,791.00

DEPARTMENT OF LABOR AND INDUSTRIAL RELATIONS

Workers' Compensation Fund (0652)						
DOLIR LEASING	13.005	3236	229,802.00	227,648.48	---	2,153.52
DOLIR STATE OWNED	13.010	7722	363,923.00	363,812.52	---	110.48
Special Employment Security Fund (0949)						
DOLIR STATE OWNED	13.010	7724	41,038.00	41,038.00	---	---
CRITICAL M&R	17.155	8578	32,906.00	32,906.00	---	---
CRITICAL M&R	18.025	9274	400,000.00	331,028.14	68,971.00	0.86

Division of Labor Standards

Workers' Compensation Fund (0652)						
ON-SITE CONSULT/LS PS	07.825	7254	122,914.00	122,905.91	---	8.09
ON-SITE CONSULT/LS E&E	07.825	7275	33,042.00	33,035.10	---	6.90
MINE SAFETY TRNG PRGM PS	07.830	7645	72,836.00	50,186.25	---	22,649.75
MINE SAFETY TRNG PRGM E&E	07.830	7647	12,119.00	5,221.35	---	6,897.65
Child Labor Enforcement Fund (0826)						
CHILD LABOR E&E	07.820	8680	179,450.00	5,800.97	---	173,649.03
State Mine Inspection Fund (0973)						
MINE & CAVE INSPECTION PS	07.820	8681	46,561.00	39,374.95	---	7,186.05
MINE & CAVE INSPCTION E&E	07.820	8682	7,400.00	6,258.21	---	1,141.79

Division of Worker's Compensation

Tort Victims Compensation Fund (0622)						
ADMIN WORK COMP E&E	07.840	5259	4,836.00	13.24	---	4,822.76
TORT VICTIMS COMP PAYMENT	07.865	6107	1,000,000.00	---	---	1,000,000.00

**STATE OF MISSOURI
SUMMARY OF APPROPRIATION ACTIVITY
SPECIAL REVENUE FUNDS
FOR THE APPROPRIATION YEAR 2016**

	H.B. No.	Appr. No.	Appropriations	Expenditures and Transfers Out	Reappropriations to 2017	Lapse of Appropriations
Workers' Compensation Fund (0652)						
ADMIN WORK COMP PS	07.840	0690	8,854,310.00	7,390,632.67	---	1,463,677.33
ADMIN WORK COMP E&E	07.840	0693	10,373,648.00	1,209,664.45	---	9,163,983.55
Workers' Compensation - Second Injury Fund (0653)						
SECOND INJURY FUND CLAIMS	07.845	4636	119,891,230.00	103,544,278.85	---	16,346,951.15
SECOND INJURY REFUNDS	07.850	6106	500,000.00	4,617.59	---	495,382.41
Workers Memorial Fund (0895)						
WORKERS COMP MEMORIAL	14.105	1572	40,000.00	---	---	40,000.00
<u>Division of Employment Security</u>						
War on Terror Unemployment Compensation Fund (0736)						
WAR ON TERROR E&E	07.890	3761	45,000.00	---	---	45,000.00
WAR ON TERROR	07.890	3762	45,000.00	---	---	45,000.00
Special Employment Security Fund (0949)						
SPECIAL EMP SECURITY E&E	07.885	2945	6,500,000.00	3,989,195.85	---	2,510,804.15
SPECIAL EMP SECURITY PS	07.885	5414	551,873.00	548,957.16	---	2,915.84
FEDERAL INTEREST PAYMENTS	07.885	6685	4,000,001.00	---	---	4,000,001.00
Unemployment Automation Fund (0953)						
ADMIN EMP SEC PS	07.875	4391	691,642.00	691,639.54	---	2.46
UI MODERNIZATION E&E	07.875	8409	16,143.00	15,721.83	---	421.17
<u>Labor and Industrial Relations Commission</u>						
Workers' Compensation Fund (0652)						
INDUSTRIAL COMMISSION PS	07.815	3096	430,406.00	366,492.08	---	63,913.92
INDUSTRIAL COMMISSION E&E	07.815	4526	27,530.00	19,272.89	---	8,257.11
<u>DEPARTMENT OF MENTAL HEALTH</u>						
Compulsive Gamblers Fund (0249)						
REFUNDS	10.030	4412	100.00	---	---	100.00
MENTAL HEALTH STATE OWNED	13.010	7753	1,399.00	1,399.00	---	---
Health Initiatives Fund (0275)						
REFUNDS	10.030	4407	100.00	---	---	100.00
MENTAL HEALTH STATE OWNED	13.010	7754	6,294.00	6,105.00	---	189.00

Mental Health Earnings Fund (0288)						
REFUNDS	10.030	4409	50,000.00	31,546.50	---	18,453.50
MENTAL HEALTH STATE OWNED	13.010	7755	3,497.00	---	---	3,497.00
Mental Health Trust Fund (0926)						
REFUNDS	10.030	4410	25,000.00	1,673.80	---	23,326.20
<u>Office of the Director</u>						
Mental Health Earnings Fund (0288)						
STAFF TRAINING	10.025	6780	100,000.00	97,429.02	---	2,570.98
Mental Health Trust Fund (0926)						
MENTAL HLT TRUST FUND PS	10.040	4136	443,700.00	100,717.21	---	342,982.79
MENTAL HLT TRUST FUND E&E	10.040	4137	900,000.00	650,856.16	---	249,143.84
MENTAL HLT TRUST FUND PD	10.040	9096	100,000.00	100,000.00	---	---
<u>Division of Alcohol and Drug Abuse</u>						
Compulsive Gamblers Fund (0249)						
COMPULSIVE GAMBLING TRTMT	10.115	0313	211,016.00	117,162.47	---	93,853.53
COMPULSIVE GAMBLING PS	10.115	2451	41,646.00	9,993.96	---	31,652.04
COMPULSIVE GAMBLING E&E	10.115	2452	3,133.00	452.94	---	2,680.06
COMP GAMBLING PRVDR RATE	10.115	9845	3,165.00	3,165.00	---	---
Health Initiatives Fund (0275)						
ADA ADMIN PS	10.100	1839	46,938.00	45,529.95	---	1,408.05
ADA TREATMENT-MEDICAID MT	10.110	2044	2,907,561.00	2,907,560.98	---	0.02
COMMUNITY 2000	10.105	3145	82,148.00	82,148.00	---	---
ADA TREATMENT SERVICES	10.110	4151	3,245,791.00	3,245,791.00	---	---
SATOP PS	10.120	7247	198,532.00	198,531.98	---	0.02
SATOP E&E	10.120	7248	38,802.00	38,802.00	---	---
Mental Health Earnings Fund (0288)						
SATOP	10.120	3901	6,479,413.00	4,930,454.45	---	1,548,958.55
SATOP-MEDICAID MATCH	10.120	8842	298,754.00	---	---	298,754.00
SATOP PROVIDER RATE	10.120	9847	107,785.00	107,785.00	---	---
<u>Division of Comprehensive Psychiatric Services</u>						
Mental Health Housing Trust Fund (0277)						
ADULT COMMUNITY PROGRAM	10.210	9205	2,500.00	2,062.13	---	437.87
Mental Health Earnings Fund (0288)						
ADULT COMMUNITY PROGRAM	10.210	3551	583,740.00	---	---	583,740.00
CPS FACILITY SUPPORT-E&E	10.205	6774	1,688,409.00	1,079,895.30	---	608,513.70
CPS FACILITY SUPPORT-PS	10.205	8211	219,553.00	128,594.30	---	90,958.70
ADULT COM PRG SW PS	10.315	8931	2,286,042.00	1,505,671.91	---	780,370.09

**STATE OF MISSOURI
SUMMARY OF APPROPRIATION ACTIVITY
SPECIAL REVENUE FUNDS
FOR THE APPROPRIATION YEAR 2016**

	H.B. No.	Appr. No.	Appropriations	Expenditures and Transfers Out	Reappropriations to 2017	Lapse of Appropriations
<u>DEPARTMENT OF NATURAL RESOURCES</u>						
Missouri Air Emission Reduction Fund (0267)						
REFUND ACCOUNTS	06.315	1591	15,988.00	10,589.00	---	5,399.00
DNR INTEGRATED DATA SYSTM	06.300	8949	32,711.00	32,711.00	---	---
Natural Resources Protection Fund (0555)						
ENVIRONMENTAL RESTORATION	06.305	2415	6,057,917.00	5,930,593.69	---	127,323.31
Natural Resources Protection - Water Pollution Permit Fee Subaccount Fund (0568)						
REFUND ACCOUNTS	06.315	2739	46,982.00	21,404.74	---	25,577.26
ENVIRONMENTAL RESTORATION	06.305	4301	100,000.00	---	---	100,000.00
DNR INTEGRATED DATA SYSTM	06.300	8950	217,254.00	217,254.00	---	---
Solid Waste Management - Scrap Tire Subaccount Fund (0569)						
REFUND ACCOUNTS	06.315	3536	1,165.00	---	---	1,165.00
DNR INTEGRATED DATA SYSTM	06.300	8951	506.00	506.00	---	---
Solid Waste Management Fund (0570)						
REFUND ACCOUNTS	06.315	3537	1,165.00	60.00	---	1,105.00
DNR INTEGRATED DATA SYSTM	06.300	8952	9,510.00	9,510.00	---	---
Metallic Minerals Waste Management Fund (0575)						
REFUND ACCOUNTS	06.315	3538	165.00	---	---	165.00
DNR INTEGRATED DATA SYSTM	06.300	8953	293.00	293.00	---	---
Natural Resources Protection - Air Pollution Asbestos Fee Subaccount Fund (0584)						
REFUND ACCOUNTS	06.315	2740	9,930.00	3,230.00	---	6,700.00
Underground Storage Tank Regulation Program Fund (0586)						
REFUND ACCOUNTS	06.315	2742	4,965.00	120.00	---	4,845.00
DNR INTEGRATED DATA SYSTM	06.300	8955	2,821.00	2,821.00	---	---
Natural Resources Protection - Air Pollution Permit Fee Subaccount Fund (0594)						
REFUND ACCOUNTS	06.315	2743	62,082.00	790.00	---	61,292.00
DNR INTEGRATED DATA SYSTM	06.300	8956	102,641.00	102,641.00	---	---
Water and Wastewater Loan Revolving Fund (0602)						
REFUND ACCOUNTS	06.315	3539	10,498.00	---	---	10,498.00
Parks Sales Tax Fund (0613)						
REFUND ACCOUNTS	06.315	3374	65,723.00	64,661.29	---	1,061.71

Soil and Water Sales Tax Fund (0614)						
REFUND ACCOUNTS	06.315	3540	329.00	---	---	329.00
Water and Wastewater Loan Fund (0649)						
REFUND ACCOUNTS	06.315	3541	165.00	---	---	165.00
Groundwater Protection Fund (0660)						
REFUND ACCOUNTS	06.315	2744	3,165.00	130.00	---	3,035.00
DNR INTEGRATED DATA SYSTM	06.300	8958	42,323.00	38,811.00	---	3,512.00
Hazardous Waste Fund (0676)						
REFUND ACCOUNTS	06.315	2746	59,688.00	35,312.21	---	24,375.79
DNR INTEGRATED DATA SYSTM	06.300	8959	41,642.00	41,642.00	---	---
Safe Drinking Water Fund (0679)						
REFUND ACCOUNTS	06.315	2745	14,726.00	10,544.79	---	4,181.21
DNR INTEGRATED DATA SYSTM	06.300	8960	26,046.00	26,046.00	---	---
Oil and Gas Remedial Fund (0699)						
REFUND ACCOUNTS	06.315	7418	750.00	---	---	750.00
Storm Water Loan Revolving Fund (0754)						
REFUND ACCOUNTS	06.315	6865	200.00	---	---	200.00
Rural Water and Sewer Loan Revolving Fund (0755)						
REFUND ACCOUNTS	06.315	6866	165.00	---	---	165.00
Geologic Resources Fund (0801)						
REFUND ACCOUNTS	06.315	2891	1,500.00	1,102.00	---	398.00
Concentrated Animal Feeding Operation Indemnity Fund (0834)						
REFUND ACCOUNTS	06.315	4451	450.00	---	---	450.00
Dry-Cleaning Environmental Response Trust Fund (0898)						
REFUND ACCOUNTS	06.315	3129	4,000.00	---	---	4,000.00
DNR INTEGRATED DATA SYSTM	06.300	8961	1,119.00	1,119.00	---	---
Mined Land Reclamation Fund (0906)						
REFUND ACCOUNTS	06.315	2748	8,995.00	2,870.00	---	6,125.00
DNR INTEGRATED DATA SYSTM	06.300	8962	20,247.00	20,247.00	---	---
Babler State Park Fund (0911)						
REFUND ACCOUNTS	06.315	3375	417.00	---	---	417.00
<u>Department Operations</u>						
Solid Waste Management Fund (0570)						
DT OP-CONTRACT AUDITS E&E	06.200	2295	150,000.00	10,074.00	---	139,926.00
Soil and Water Sales Tax Fund (0614)						
DT OP-CONTRACT AUDITS E&E	06.200	2299	250,000.00	106,944.87	---	143,055.13
Water and Wastewater Loan Fund (0649)						
DEPT OPERATIONS E&E	06.200	1816	27,000.00	---	---	27,000.00

**STATE OF MISSOURI
SUMMARY OF APPROPRIATION ACTIVITY
SPECIAL REVENUE FUNDS
FOR THE APPROPRIATION YEAR 2016**

	H.B. No.	Appr. No.	Appropriations	Expenditures and Transfers Out	Reappropriations to 2017	Lapse of Appropriations
<u>Soil and Water Conservation Program</u>						
Soil and Water Sales Tax Fund (0614)						
SPECIAL AREA LAND TREATMT	06.220	1420	200,000.00	53,766.37	---	146,233.63
SOIL & WATER RES GRANT	06.220	1423	400,000.00	51,889.01	---	348,110.99
COST SHARE GRANT	06.220	1425	35,000,000.00	33,371,464.74	---	1,628,535.26
CONSERVATION MONITOR PRG	06.220	1427	650,000.00	311,837.51	---	338,162.49
SOIL & WATER CONSERV PS	06.220	5338	1,374,443.00	993,554.40	---	380,888.60
SOIL & WATER CONSERV E&E	06.220	5339	629,982.00	211,315.99	---	418,666.01
GRANTS TO SOIL DISTRICTS	06.220	7607	11,680,570.00	10,938,022.81	---	742,547.19
<u>Division of Environmental Quality</u>						
Missouri Air Emission Reduction Fund (0267)						
AIR POLLUTION CNTRL PS	06.225	4381	774,504.00	752,962.94	---	21,541.06
AIR POLLUTION CNTRL E&E	06.225	4384	458,342.00	71,796.40	---	386,545.60
REGIONAL OFFICES PS	06.225	8858	204,388.00	202,163.80	---	2,224.20
REGIONAL OFFICES E&E	06.225	8863	30,133.00	14,991.37	---	15,141.63
Natural Resources Protection Fund (0555)						
HAZARDOUS WASTE PS	06.225	5377	284,755.00	276,649.61	---	8,105.39
HAZARDOUS WASTE E&E	06.225	5383	40,114.00	33,898.13	---	6,215.87
AIR POLLUTION CNTRL E&E	06.225	5494	19.00	---	---	19.00
WATER PROTECTION PRG E&E	06.225	7178	22,827.00	---	---	22,827.00
ENVIRONMENTAL SVS PS	06.225	7359	60,383.00	5,077.31	---	55,305.69
ENVIRONMENTAL SVS E&E	06.225	7364	58,869.00	924.64	---	57,944.36
WATER PROTECTION PRG PS	06.225	8219	66,700.00	13,458.01	---	53,241.99
Natural Resources Protection - Water Pollution						
Permit Fee Subaccount Fund (0568)						
WATER QUALITY STUDY GRANT	06.225	1359	2,250,000.00	1,839,635.49	---	410,364.51
TECHNCL ASSIST GRANTS DEQ	06.225	4387	750,000.00	43,997.00	---	706,003.00
REGIONAL OFFICES PS	06.225	5342	1,075,745.00	889,738.15	---	186,006.85
REGIONAL OFFICES E&E	06.225	5351	183,798.00	84,824.68	---	98,973.32
ENVIRONMENTAL SVS PS	06.225	5410	208,873.00	201,783.86	---	7,089.14
CONSTRUCTION GRNTS&LOANS	06.225	6955	7,750,000.00	6,764,664.80	---	985,335.20
WATER PROTECTION PRG PS	06.225	7174	2,447,890.00	2,294,526.73	---	153,363.27
WATER PROTECTION PRG E&E	06.225	7179	810,058.00	343,652.57	---	466,405.43
WATER INFRASTRUCTURE ENC	06.225	8760	6,489,999.00	---	---	6,489,999.00
WATER QUALITY STUDY ENC	06.225	8761	1,435,000.00	---	---	1,435,000.00
Solid Waste Management - Scrap Tire						
Subaccount Fund (0569)						
SOLID WASTE MANAGEMENT	06.225	1419	3,000,000.00	895,993.02	---	2,104,006.98

REGIONAL OFFICES PS	06.225	5343	237,729.00	204,889.76	---	32,839.24
REGIONAL OFFICES E&E	06.225	5352	55,248.00	25,100.63	---	30,147.37
SOLID WASTE MGMT PS	06.225	5389	273,366.00	180,622.51	---	92,743.49
SOLID WASTE MGMT E&E	06.225	5392	67,001.00	7,134.16	---	59,866.84
Solid Waste Management Fund (0570)						
SOLID WASTE MANAGEMENT	06.225	1418	9,998,820.00	5,619,598.03	---	4,379,221.97
REGIONAL OFFICES PS	06.225	5344	397,942.00	342,014.99	---	55,927.01
REGIONAL OFFICES E&E	06.225	5353	111,815.00	45,007.15	---	66,807.85
SOLID WASTE MGMT PS	06.225	5390	1,503,304.00	1,222,342.57	---	280,961.43
SOLID WASTE MGMT E&E	06.225	5393	472,853.00	177,843.18	---	295,009.82
HAZARDOUS WASTE PS	06.225	5529	11,582.00	9,212.22	---	2,369.78
ENVIRONMENTAL SVS PS	06.225	7363	78,953.00	75,368.36	---	3,584.64
ENVIRONMENTAL SVS E&E	06.225	7365	10,108.00	8,742.93	---	1,365.07
WATER PROTECTION PRG PS	06.225	8220	377.00	259.15	---	117.85
SOLID WASTE DSTRCT GRANTS	06.225	9161	6,500,000.00	1,409,282.23	---	5,090,717.77
Metallic Minerals Waste Management Fund (0575)						
LAND RECLAMATION PS	06.225	5398	61,635.00	16,413.92	---	45,221.08
LAND RECLAMATION E&E	06.225	5403	13,761.00	6,640.62	---	7,120.38
Natural Resources Protection - Air Pollution Asbestos Fee Subaccount Fund (0584)						
AIR POLLUTION CNTRL PS	06.225	5368	160,641.00	109,757.04	---	50,883.96
AIR POLLUTION CNTRL E&E	06.225	5373	36,691.00	19,568.65	---	17,122.35
REGIONAL OFFICES PS	06.225	6013	55,093.00	---	---	55,093.00
Underground Storage Tank Regulation Program Fund (0586)						
HAZARDOUS WASTE PS	06.225	5379	91,364.00	46,592.82	---	44,771.18
HAZARDOUS WASTE E&E	06.225	5385	51,553.00	20,388.74	---	31,164.26
WATER PROTECTION PRG PS	06.225	8221	677.00	292.00	---	385.00
Natural Resources Protection - Air Pollution Permit Fee Subaccount Fund (0594)						
AIR POLL CONTROL GRANTS	06.225	1364	1,272,621.00	48,515.96	---	1,224,105.04
REGIONAL OFFICES PS	06.225	5346	567,308.00	472,864.69	---	94,443.31
REGIONAL OFFICES E&E	06.225	5355	160,905.00	58,852.71	---	102,052.29
AIR POLLUTION CNTRL PS	06.225	5369	2,861,382.00	2,350,908.25	---	510,473.75
AIR POLLUTION CNTRL E&E	06.225	5374	583,573.00	87,158.07	---	496,414.93
ENVIRONMENTAL SVS PS	06.225	5412	656,282.00	599,959.99	---	56,322.01
ENVIRONMENTAL SVS E&E	06.225	5422	332,879.00	303,497.04	---	29,381.96
Water and Wastewater Loan Revolving Fund (0602)						
WATER & WASTEWATER LOAN	06.225	1446	205,582,627.00	126,641,554.23	---	78,941,072.77
DRINKING WATER LOAN	06.225	5470	28,593,444.00	5,790,163.10	---	22,803,280.90
WATER INFRASTRUCTURE ENC	06.225	8508	210,439,825.00	---	---	210,439,825.00
Soil and Water Sales Tax Fund (0614)						
REGIONAL OFFICES E&E	06.225	5474	19,436.00	6,307.16	---	13,128.84

**STATE OF MISSOURI
SUMMARY OF APPROPRIATION ACTIVITY
SPECIAL REVENUE FUNDS
FOR THE APPROPRIATION YEAR 2016**

	H.B. No.	Appr. No.	Appropriations	Expenditures and Transfers Out	Reappropriations to 2017	Lapse of Appropriations
Water and Wastewater Loan Fund (0649)						
DRINKING WATER LOAN	06.225	1442	45,000,000.00	20,010,033.44	---	24,989,966.56
WATER & WASTEWATER LOAN	06.225	1450	35,528,640.00	32,638,783.43	---	2,889,856.57
REGIONAL OFFICES E&E	06.225	5356	1.00	---	---	1.00
WATER PROTECTION PRG PS	06.225	6954	939,753.00	833,093.99	---	106,659.01
WATER PROTECTION PRG E&E	06.225	7180	81,675.00	40,206.76	---	41,468.24
WATER INFRASTRUCTURE ENC	06.225	8757	110,000,000.00	---	---	110,000,000.00
Hazardous Waste Fund (0676)						
SUPERFUND CLEANUP	06.225	1172	2,803,944.00	1,330,696.88	---	1,473,247.12
ENVIRONMENT EMERG RESPONS	06.225	3082	500,000.00	92,960.43	---	407,039.57
REGIONAL OFFICES E&E	06.225	5357	24,049.00	21,200.15	---	2,848.85
HAZARDOUS WASTE PS	06.225	5380	1,559,122.00	1,454,670.44	---	104,451.56
HAZARDOUS WASTE E&E	06.225	5386	180,792.00	157,538.85	---	23,253.15
ENVIRONMENTAL SVS PS	06.225	5413	80,740.00	69,308.81	---	11,431.19
ENVIRONMENTAL SVS E&E	06.225	5423	25,621.00	21,344.01	---	4,276.99
REGIONAL OFFICES PS	06.225	7790	214,096.00	176,467.43	---	37,628.57
WATER PROTECTION PRG PS	06.225	8222	299.00	251.00	---	48.00
Safe Drinking Water Fund (0679)						
DRINKING WATER ANALYSIS	06.225	3382	599,852.00	285,315.00	---	314,537.00
REGIONAL OFFICES PS	06.225	5348	799,563.00	782,497.41	---	17,065.59
REGIONAL OFFICES E&E	06.225	5358	221,342.00	202,120.17	---	19,221.83
ENVIRONMENTAL SVS PS	06.225	5415	591,510.00	543,773.65	---	47,736.35
WATER PROTECTION PRG PS	06.225	7175	477,437.00	211,385.41	---	266,051.59
WATER PROTECTION PRG E&E	06.225	7181	730,435.00	621,167.59	---	109,267.41
Storm Water Loan Revolving Fund (0754)						
STORMWATER CONTROL LOANS	06.225	6848	1,014,141.00	---	---	1,014,141.00
WATER INFRASTRUCTURE ENC	06.225	8759	5,500,000.00	---	---	5,500,000.00
Rural Water and Sewer Loan Revolving Fund (0755)						
RURAL WATER&SEWER LOANS	06.225	6849	700,000.00	335,421.95	---	364,578.05
WATER INFRASTRUCTURE ENC	06.225	8758	1,100,000.00	---	---	1,100,000.00
Concentrated Animal Feeding Operation Indemnity Fund (0834)						
CAFO CLOSURES	06.225	3480	60,000.00	---	---	60,000.00
Dry-Cleaning Environmental Response Trust Fund (0898)						
HAZARDOUS WASTE PS	06.225	5467	88,862.00	24,903.44	---	63,958.56
HAZARDOUS WASTE E&E	06.225	5468	6,845.00	1,272.34	---	5,572.66
DRYCLEANERS CLEANUP	06.225	5469	350,000.00	141,584.72	---	208,415.28

Mined Land Reclamation Fund (0906)						
LAND RECLAMATION PS	06.225	5400	447,866.00	337,460.16	---	110,405.84
LAND RECLAMATION E&E	06.225	5405	211,776.00	36,017.13	---	175,758.87
LAND RECLMT BOND FORFEIT	06.225	7453	700,000.00	1,680.00	---	698,320.00
<u>Missouri Geological Survey</u>						
Natural Resources Protection Fund (0555)						
MGS OPERATIONS PS	06.260	8970	10,000.00	1,371.79	---	8,628.21
MGS OPERATIONS E&E	06.260	9195	2,000.00	9.23	---	1,990.77
Natural Resources Protection - Water Pollution						
Permit Fee Subaccount Fund (0568)						
MGS OPERATIONS PS	06.260	2161	14,233.00	1,191.56	---	13,041.44
MGS OPERATIONS E&E	06.260	2162	5,072.00	1,244.51	---	3,827.49
Solid Waste Management Fund (0570)						
MGS OPERATIONS PS	06.260	2163	163,500.00	160,591.80	---	2,908.20
MGS OPERATIONS E&E	06.260	2164	22,480.00	19,185.19	---	3,294.81
Groundwater Protection Fund (0660)						
MGS OPERATIONS PS	06.260	1956	501,148.00	432,651.13	---	68,496.87
MGS OPERATIONS E&E	06.260	2411	97,405.00	65,906.63	---	31,498.37
Hazardous Waste Fund (0676)						
MGS OPERATIONS PS	06.260	2165	152,368.00	150,372.66	---	1,995.34
MGS OPERATIONS E&E	06.260	2171	31,010.00	31,010.00	---	---
Oil and Gas Remedial Fund (0699)						
OIL & GAS REMEDIAL FUND	06.260	7767	150,000.00	---	---	150,000.00
MGS OPERATIONS PS	06.260	7801	7,298.00	---	---	7,298.00
MGS OPERATIONS E&E	06.260	7802	7,625.00	---	---	7,625.00
Geologic Resources Fund (0801)						
MGS OPERATIONS PS	06.260	2861	115,986.00	85,717.41	---	30,268.59
MGS OPERATIONS E&E	06.260	2889	18,270.00	7,549.90	---	10,720.10
Dry-Cleaning Environmental Response						
Trust Fund (0898)						
MGS OPERATIONS PS	06.260	2206	18,716.00	---	---	18,716.00
MGS OPERATIONS E&E	06.260	2208	1,384.00	---	---	1,384.00
<u>Missouri State Parks</u>						
Parks Sales Tax Fund (0613)						
STATE PARKS OPERATION E&E	06.285	0664	9,978,722.00	8,680,089.33	---	1,298,632.67
LEVY DISTRICT PAYMENTS	06.285	1942	15,000.00	12,551.14	---	2,448.86
STATE PARKS OPERATION PS	06.285	2082	19,882,916.00	19,789,379.93	---	93,536.07
BRUCE R WATKINS CENTER	06.285	7814	100,000.00	100,000.00	---	---
PAYMENT IN LIEU OF TAXES	06.285	7815	30,000.00	11,755.65	---	18,244.35
PRJS ST & HIST PROPERTIES	17.220	8585	929,815.00	428,894.31	500,920.00	0.69
DNR WATER WASTE IMPROV	17.220	8587	2,050,000.00	244,812.06	1,805,187.00	0.94
STATE PARKS OPERATION	06.285	9059	1.00	---	---	1.00
PRJS ST & HIST PROPERTIES	18.045	9281	209,780.00	499.62	209,280.00	0.38

**STATE OF MISSOURI
SUMMARY OF APPROPRIATION ACTIVITY
SPECIAL REVENUE FUNDS
FOR THE APPROPRIATION YEAR 2016**

	H.B. No.	Appr. No.	Appropriations	Expenditures and Transfers Out	Reappropriations to 2017	Lapse of Appropriations
DNR WATER WASTE IMPROV	18.045	9283	600,000.00	2,077.65	597,922.00	0.35
CATASTROPHIC PROJECTS	18.045	9284	900,000.00	488,264.73	411,735.00	0.27
IMPROVEMENTS STATE PARKS	18.045	9305	11,135,970.00	6,429,391.39	4,706,578.00	0.61
Meramec-Onondaga State Parks Fund (0698)						
STATE PARKS OPERATION E&E	06.285	2085	85,000.00	83,558.58	---	1,441.42
Economic Development Advancement Fund (0783)						
HISTORIC PRESERVATION PS	06.290	2834	100,936.00	87,957.70	---	12,978.30
HISTORIC PRESERVATION E&E	06.290	2837	10,853.00	7,714.43	---	3,138.57
Babler State Park Fund (0911)						
STATE PARKS OPERATION PS	06.285	2086	55,082.00	48,966.33	---	6,115.67
STATE PARKS OPERATION E&E	06.285	2087	75,000.00	59,210.14	---	15,789.86
<u>DEPARTMENT OF PUBLIC SAFETY</u>						
Veterans' Commission Capital Improvement Trust Fund (0304)						
DPS-INSTITUTIONAL	13.015	7735	2,786,011.00	2,786,011.00	---	---
PUBLIC SAFETY LEASING	13.005	8315	170,092.00	126,872.01	---	43,219.99
PUBLIC SAFETY STATE OWNED	13.010	8316	103,012.00	100,803.30	---	2,208.70
CRITICAL M&R	17.155	8575	459,794.00	400,671.40	59,122.00	0.60
CRITICAL M&R	18.025	9277	500,000.00	211,453.94	288,546.00	0.06
State Highways and Transportation Department Fund (0644)						
CRITICAL M&R	17.155	8576	275,290.00	108,698.07	166,591.00	0.93
CRITICAL M&R	18.025	9276	750,000.00	121,057.68	628,942.00	0.32
<u>Office of the Director</u>						
Missouri Crime Prevention Information and Programming Fund (0253)						
DIRECTOR ADMIN E&E	08.005	2328	1,000.00	---	---	1,000.00
Peace Officer Standards and Training Commission Fund (0281)						
POST TRAINING	08.070	1645	1,400,000.00	1,164,503.36	---	235,496.64
State Forensic Laboratory Fund (0591)						
STATE FORENSIC LABS	08.060	8770	399,200.00	357,911.49	---	41,288.51

Services to Victims Fund (0592)						
DIRECTOR ADMIN PS	08.005	0782	70,064.00	41,573.30	---	28,490.70
DIRECTOR ADMIN E&E	08.005	0783	15,042.00	3,042.95	---	11,999.05
STATE SERVICES TO VICTIMS	08.035	8866	3,600,000.00	3,323,024.32	---	276,975.68
Crime Victims' Compensation Fund (0681)						
CRIME VICTIMS COMP	08.050	2279	4,837,329.00	3,419,064.81	---	1,418,264.19
DIRECTOR ADMIN E&E	08.005	5220	1,453,268.00	1,399,481.99	---	53,786.01
STATE SERVICES TO VICTIMS	08.035	5668	50,000.00	48,261.50	---	1,738.50
DIRECTOR ADMIN PS	08.005	8769	458,521.00	408,813.68	---	49,707.32
Antiterrorism Fund (0759)						
DIRECTOR ADMIN E&E	08.005	7530	10,000.00	3,524.46	---	6,475.54
MODEX Fund (0867)						
MODEX PS	08.005	8795	73,508.00	70,008.00	---	3,500.00
MODEX E&E	08.005	8798	778,000.00	596,621.50	---	181,378.50
Deputy Sheriff Salary Supplementation Fund (0913)						
MOSMART	08.025	7930	7,200,000.00	4,320,379.58	---	2,879,620.42
<u>Division of Fire Safety</u>						
Elevator Safety Fund (0257)						
F S ADMIN PS	08.155	5629	387,982.00	342,424.74	---	45,557.26
F S ADMIN E&E	08.155	5630	108,765.00	88,325.37	---	20,439.63
Chemical Emergency Preparedness Fund (0587)						
FIREFIGHTER TRAINING	08.165	1382	100,000.00	81,136.00	---	18,864.00
Boiler and Pressure Vessels Safety Fund (0744)						
F S ADMIN PS	08.155	6103	375,060.00	369,910.54	---	5,149.46
F S ADMIN E&E	08.155	6104	76,948.00	71,840.53	---	5,107.47
Missouri Explosives Safety Act Administration Fund (0804)						
F S ADMIN PS	08.155	2836	86,085.00	78,054.91	---	8,030.09
F S ADMIN E&E	08.155	2857	12,027.00	4,211.70	---	7,815.30
Fire Education Fund (0821)						
FIREFIGHTER TRAINING	08.165	0682	320,000.00	282,962.96	---	37,037.04
Cigarette Fire Safety and Firefighter Protection Fund (0937)						
FIRE SAFE CIGARETTE PS	08.160	6782	20,605.00	14,230.56	---	6,374.44
FIRE SAFE CIGARETTE E&E	08.160	6783	10,204.00	10,195.04	---	8.96
<u>State Highway Patrol</u>						
Gaming Commission Fund (0286)						
SHP TECHNICAL SERVICE PS	08.130	0636	21,121.00	14,968.47	---	6,152.53
SHP ENFORCEMENT E&E	08.090	1647	357,488.00	341,189.47	---	16,298.53
GASOLINE PURCHASE	08.100	1648	775,366.00	324,374.43	---	450,991.57
SHP ADMIN PS	08.080	2797	34,195.00	32,924.50	---	1,270.50

**STATE OF MISSOURI
SUMMARY OF APPROPRIATION ACTIVITY
SPECIAL REVENUE FUNDS
FOR THE APPROPRIATION YEAR 2016**

	H.B. No.	Appr. No.	Appropriations	Expenditures and Transfers Out	Reappropriations to 2017	Lapse of Appropriations
FRINGE BENEFITS PS	08.085	3276	365,033.00	153,088.56	---	211,944.44
FRINGE BENEFITS E&E	08.085	3277	332,909.00	304,724.28	---	28,184.72
SHP ADMIN E&E	08.080	4369	4,802.00	4,642.76	---	159.24
VEHICLE REPLACEMENT	08.105	4371	549,074.00	---	---	549,074.00
SHP ACADEMY PS	08.115	5917	171,292.00	165,166.23	---	6,125.77
SHP ACADEMY E&E	08.115	5918	79,440.00	63,443.76	---	15,996.24
DPS-SHP INSTIT	13.015	7744	50,281.00	50,281.00	---	---
RPLCMNT OF TROOP F GARAGE	17.275	9146	357,137.00	357,137.00	---	---
Highway Patrol Inspection Fund (0297)						
VEH & DRIVER SAFETY E&E	08.120	1379	360,632.00	344,697.33	---	15,934.67
VEH & DRIVER SAFETY PS	08.120	8476	126,250.00	69,177.12	---	57,072.88
FRINGE BENEFITS PS	08.085	8837	74,926.00	51,229.99	---	23,696.01
FRINGE BENEFITS E&E	08.085	8838	7,594.00	4,019.99	---	3,574.01
Missouri State Water Patrol Fund (0400)						
STATE WATER PATROL PS	08.095	3595	1,606,352.00	1,384,796.37	---	221,555.63
STATE WATER PATROL E&E	08.095	3598	790,000.00	374,021.61	---	415,978.39
FRINGE BENEFITS PS	08.085	8036	1,239,377.00	1,048,773.31	---	190,603.69
FRINGE BENEFITS E&E	08.085	8037	104,165.00	87,327.10	---	16,837.90
SHP ADMIN PS	08.080	8836	96,759.00	75,587.95	---	21,171.05
SHP ENFORCEMENT PS	08.090	8839	86,091.00	37,044.01	---	49,046.99
State Forensic Laboratory Fund (0591)						
CRIME LABS E&E	08.110	8771	327,633.00	312,061.49	---	15,571.51
State Highways and Transportation Department Fund (0644)						
SHP TECHNICAL SERVICE PS	08.130	0630	14,023,229.00	12,874,788.86	---	1,148,440.14
SHP ADMIN PS	08.080	1130	5,785,841.00	5,604,697.61	---	181,143.39
SHP ADMIN E&E	08.080	1133	422,589.00	380,497.84	---	42,091.16
SHP ENFORCEMENT PS	08.090	1136	69,384,627.00	66,906,519.99	---	2,478,107.01
SHP ACADEMY PS	08.115	1143	1,308,227.00	1,261,895.88	---	46,331.12
SHP ACADEMY E&E	08.115	1148	73,576.00	66,340.08	---	7,235.92
VEH & DRIVER SAFETY PS	08.120	1150	10,866,272.00	10,350,553.59	---	515,718.41
VEH & DRIVER SAFETY E&E	08.120	1154	1,021,875.00	981,612.08	---	40,262.92
SHP ENFORCEMENT E&E	08.090	1430	5,905,036.00	5,723,855.29	---	181,180.71
SHP TECHNICAL SERVICE E&E	08.130	2285	13,500,001.00	12,431,344.52	---	1,068,656.48
ST HWY PATROL LEASING	13.005	3194	999,761.00	969,599.67	---	30,161.33
REFUND UNUSED STICKERS	08.125	3284	100,000.00	42,903.00	---	57,097.00
FRINGE BENEFITS PS	08.085	4346	75,883,054.00	71,756,666.67	---	4,126,387.33
FRINGE BENEFITS E&E	08.085	4349	6,419,769.00	5,191,476.37	---	1,228,292.63

VEHICLE REPLACEMENT	08.105	4370	4,818,182.00	4,425,657.28	---	392,524.72
GASOLINE PURCHASE	08.100	4472	6,313,699.00	2,958,124.68	---	3,355,574.32
CRIME LABS PS	08.110	5296	3,802,818.00	3,563,674.34	---	239,143.66
CRIME LABS E&E	08.110	5297	909,249.00	867,282.00	---	41,967.00
INTEROPERABLE SYSTEM HWY	08.090	7101	5,000,000.00	4,782,532.94	---	217,467.06
DPS HP STATE OWNED	13.010	7740	124,299.00	120,570.00	---	3,729.00
DPS-SHP INSTIT	13.015	7745	1,666,866.00	1,616,860.00	---	50,006.00
INTEROPERABLE ONGOING HWY	08.090	7900	4,100,000.00	3,961,051.93	---	138,948.07
MSHP ACADEMY BULLET TRAP	17.270	8593	376,520.00	316,941.02	59,578.00	0.98
MSHP ACADEMY ELEVATR REPL	17.270	8594	337,474.00	12,194.60	325,279.00	0.40
MSHP HANGAR/OFF HVAC REPL	17.270	8595	157,134.00	6,045.69	151,088.00	0.31
MSHP HQ COOLING TOWR REPL	17.270	8596	111,913.00	25,368.41	86,544.00	0.59
MSHP HQ DRIVEWAY MAINT	17.270	8597	172,326.00	172,081.00	245.00	---
MSHP HQ ELEVATOR REPLCMNT	17.270	8598	337,474.00	12,194.60	325,279.00	0.40
MSHP HQ HVAC & WATER REPL	17.270	8599	491,586.00	18,892.83	472,693.00	0.17
MSHP HQ MECHANICAL MODIF	17.270	8600	57,404.00	12,725.28	44,678.00	0.72
MSHP HQ UPS UNIT REPLCMNT	17.270	8601	168,618.00	123,189.32	45,428.00	0.68
MSHP TROOP A BOILER & RTU	17.270	8602	224,181.00	222,415.08	1,765.00	0.92
MSHP TROOP A CDL ROOF REP	17.270	8603	154,810.00	143,518.63	11,291.00	0.37
MSHP TROOP A FIRING RANGE	17.270	8604	122,874.00	74,832.00	48,042.00	---
MSHP TROOP A ROOF REPLCMT	17.270	8605	182,456.00	174,272.62	8,183.00	0.38
MSHP TROOP B FIRNG & HVAC	17.270	8606	189,040.00	7,179.27	181,860.00	0.73
MSHP TROOP C CDL CONC REP	17.270	8607	665,429.00	294,306.42	371,122.00	0.58
MSHP TROOP D RTU REPLCMNT	17.270	8608	158,745.00	11,755.80	146,989.00	0.20
MSHP TROOP E HVAC REPLCMT	17.270	8609	188,260.00	182,832.94	5,427.00	0.06
MSHP TROOP E PIPE REPLCMT	17.270	8610	276,946.00	252,345.30	24,600.00	0.70
MSHP TROOP F FAN REPLCMNT	17.270	8612	40,540.00	1,511.42	39,028.00	0.58
MSHP TROOP F ROOF REPLCMT	17.270	8613	106,338.00	87,534.64	18,803.00	0.36
MSHP TROOP G AHU REPLCMNT	17.270	8614	146,142.00	39,688.45	106,453.00	0.55
MSHP TROOP G BULLET TRAP	17.270	8615	51,375.00	17,650.63	33,724.00	0.37
MSHP TROOP G HQ ROOF REP	17.270	8616	142,508.00	69,285.96	73,222.00	0.04
MSHP TROOP G CL ROOF REP	17.270	8617	52,121.00	3,460.56	48,660.00	0.44
MSHP TROOP H FIRING REPL	17.270	8618	45,821.00	22,171.81	23,649.00	0.19
MSHP TROOP I AHU REPLCMT	17.270	8619	179,937.00	4,360.18	175,576.00	0.82
MSHP TROOP I ROOF REPLMT	17.270	8620	157,546.00	1,400.00	156,146.00	---
RPLCMNT OF TROOP F GARAGE	17.275	9147	3,577,381.00	3,132,736.11	---	444,644.89
CARTHGE RADIO TWR RPLCMNT	18.055	9289	69,300.00	---	69,300.00	---
TROOP A RADIO TRR RPLCMNT	18.055	9290	466,501.00	---	466,501.00	---
TROOP D RADIO TRR RPLCMNT	18.055	9291	466,501.00	---	466,501.00	---
GEN HQ EXTERIOR REPAIRS	18.055	9292	53,063.00	13,240.50	39,822.00	0.50
TROOP C ROOF REPLACEMENT	18.055	9293	64,094.00	8,457.99	55,636.00	0.01
GEN HQ ROOF REPLACEMENT	18.055	9294	202,914.00	---	202,914.00	---
TROOP A HQ SWR LN RPLCMNT	18.055	9295	189,810.00	---	189,810.00	---
TROOP F CDL ROOF RPLCMNT	18.055	9296	37,032.00	---	37,032.00	---
TROOP F HQ LED LIGHTING	18.055	9297	37,777.00	---	37,777.00	---

**STATE OF MISSOURI
SUMMARY OF APPROPRIATION ACTIVITY
SPECIAL REVENUE FUNDS
FOR THE APPROPRIATION YEAR 2016**

	H.B. No.	Appr. No.	Appropriations	Expenditures and Transfers Out	Reappropriations to 2017	Lapse of Appropriations
TROOP I HQ LED LIGHTING	18.055	9298	35,579.00	---	35,579.00	---
TROOP G HQ LED LIGHTING	18.055	9299	38,977.00	---	38,977.00	---
Criminal Record System Fund (0671)						
SHP TECHNICAL SERVICE PS	08.130	0635	3,692,231.00	3,680,943.79	---	11,287.21
SHP ADMIN PS	08.080	2121	41,827.00	38,928.05	---	2,898.95
SHP TECHNICAL SERVICE E&E	08.130	2286	4,050,243.00	1,952,074.28	---	2,098,168.72
FBI BACKGROUND CHARGES	08.130	7163	2,500,000.00	2,184,489.00	---	315,511.00
FRINGE BENEFITS PS	08.085	8867	3,252,663.00	2,972,987.89	---	279,675.11
FRINGE BENEFITS E&E	08.085	8868	258,883.00	152,417.22	---	106,465.78
SHP ENFORCEMENT PS	08.090	8870	110,384.00	109,593.24	---	790.76
CRIME LABS PS	08.110	8872	187,056.00	147,419.61	---	39,636.39
CRIME LABS E&E	08.110	8873	2,575.00	2,575.00	---	---
Highway Patrol's Motor Vehicle and Aircraft Revolving Fund (0695)						
SHP ENFORCEMENT E&E	08.090	1967	465,125.00	413,469.15	---	51,655.85
FRINGE BENEFITS PS	08.085	2900	4,681.00	---	---	4,681.00
FRINGE BENEFITS E&E	08.085	2901	657.00	446.66	---	210.34
SHP ENFORCEMENT PS	08.090	2903	7,889.00	---	---	7,889.00
VEHICLE REPLACEMENT	08.105	6461	7,713,448.00	7,545,297.00	---	168,151.00
Highway Patrol Traffic Records Fund (0758)						
SHP TECHNICAL SERVICE PS	08.130	3682	77,564.00	74,027.99	---	3,536.01
SHP ENFORCEMENT E&E	08.090	6892	245,242.00	51,501.22	---	193,740.78
FRINGE BENEFITS PS	08.085	7284	62,004.00	61,754.51	---	249.49
FRINGE BENEFITS E&E	08.085	7285	5,017.00	2,783.22	---	2,233.78
DNA Profiling Analysis Fund (0772)						
CRIME LABS PS	08.110	7280	63,382.00	62,748.08	---	633.92
CRIME LABS E&E	08.110	7281	1,478,305.00	985,257.33	---	493,047.67
FRINGE BENEFITS PS	08.085	7282	53,043.00	44,733.47	---	8,309.53
FRINGE BENEFITS E&E	08.085	7283	6,046.00	2,336.58	---	3,709.42
Criminal Justice Network and Technology Revolving Fund (0842)						
SHP TECHNICAL SERVICE E&E	08.130	4113	2,699,050.00	1,979,089.41	---	719,960.59
MULES/AMBER ALERT INTRFCE	08.130	9163	120,000.00	---	---	120,000.00
<u>Adjutant General</u>						
Missouri National Guard Training Site Fund (0269)						
TRAINING SITE REVOLVING	08.280	3154	330,000.00	175,452.44	---	154,547.56
CONTRACT SERVICES PS	08.285	6942	20,072.00	---	---	20,072.00

Veterans' Commission Capital Improvement
Trust Fund (0304)

VETS RECOGNITION PRG E&E	08.255	3430	136,732.00	5,150.40	---	131,581.60
VETS RECOGNITION PRG PS	08.255	6843	93,390.00	80,172.00	---	13,218.00
Missouri National Guard Trust Fund (0900)						
NATIONAL GUARD TRUST FUND	08.250	1863	1,764,400.00	763,350.52	---	1,001,049.48
NATIONAL GUARD TRUST PS	08.250	7278	1,266,104.00	1,097,344.42	---	168,759.58
NATIONAL GUARD TRUST E&E	08.250	7279	1,461,847.00	502,532.04	---	959,314.96
CONTRACT SERVICES E&E	08.285	7524	673,925.00	494,491.89	---	179,433.11

State Emergency Management Agency

Chemical Emergency Preparedness
Fund (0587)

A G SEMA PS	08.295	3882	159,491.00	145,101.30	---	14,389.70
A G SEMA E&E	08.295	3883	85,117.00	74,059.71	---	11,057.29
MERC DISTRIBUTIONS	08.300	3884	650,000.00	468,394.00	---	181,606.00

Missouri Veterans Commission

Veterans' Commission Capital Improvement
Trust Fund (0304)

VETERANS HOMES PS	08.190	0639	29,148.00	26,432.96	---	2,715.04
MVC ST LOUIS M&R PROJS	17.280	1318	73,750.00	73,749.50	---	0.50
ADMIN & SERVICE PS	08.170	4481	3,559,452.00	3,371,113.38	---	188,338.62
ADMIN & SERVICE E&E	08.170	4482	1,307,855.00	977,897.70	---	329,957.30
VETERANS SVS OFFICER PRGM	08.185	5052	1,600,000.00	1,387,094.55	---	212,905.45
STL VETS STORAGE BLDG	17.285	8570	1,076,625.00	90,363.00	986,262.00	---
ELEC MEDICAL RECORDS	17.290	8572	1,306,791.00	532,274.65	774,516.00	0.35
MVC CAMERON M&R PROJECTS	17.280	8622	524,300.00	25,454.93	498,845.00	0.07
MVC CAPE GIRARDEAU M&R	17.280	8624	3,966,030.00	96,256.39	3,869,773.00	0.61
MVC MEXICO M&R PROJECTS	17.280	8626	791,350.00	126,616.79	200,000.00	464,733.21
MVC ST JAMES M&R PROJS	17.280	8628	6,202,980.00	269,575.28	5,933,404.00	0.72
MVC WARRNSBG NURSE & FIRE	17.280	8630	1,386,499.00	---	1,386,499.00	---
ANTI WANDER SYSTEMS	17.295	8636	2,010,808.00	440,618.47	1,570,189.00	0.53
JACKSONVILLE STORAGE BLDG	18.060	9311	194,880.00	---	194,880.00	---
ST JAMES VETS CEM RENOV	18.060	9994	230,290.00	10,220.00	220,068.00	2.00
SPRNGFLD VETS CEM CONCRT	18.060	9995	275,000.00	7,792.50	267,207.00	0.50
Veterans Trust Fund (0579)						
ADMIN & SERVICE E&E	08.170	0981	23,832.00	23,832.00	---	---
VETERANS HOMES E&E	08.190	2345	49,980.00	49,980.00	---	---
World War II Memorial Trust Fund (0891)						
WORLD WAR II MEMORIAL	08.180	9996	375,000.00	370,720.89	---	4,279.11
WWI Memorial Trust Fund (0993)						
WORLD WAR I MEMORIAL	08.175	9004	150,000.00	130,000.00	---	20,000.00

**STATE OF MISSOURI
SUMMARY OF APPROPRIATION ACTIVITY
SPECIAL REVENUE FUNDS
FOR THE APPROPRIATION YEAR 2016**

	H.B. No.	Appr. No.	Appropriations	Expenditures and Transfers Out	Reappropriations to 2017	Lapse of Appropriations
<u>Missouri Gaming Commission</u>						
Compulsive Gamblers Fund (0249)						
GAMING E&E	08.200	3087	56,310.00	1,226.85	---	55,083.15
Gaming Commission Fund (0286)						
GAMING COMM FRINGES PS	08.205	1542	6,605,754.00	5,814,750.00	---	791,004.00
GAMING COMM FRINGES E&E	08.205	1543	267,317.00	158,264.36	---	109,052.64
GAMING COMM REFUNDS	08.210	1651	100,000.00	39,761.94	---	60,238.06
GAMING & BINGO PS	08.200	2990	14,455,898.00	13,729,659.41	---	726,238.59
GAMING & BINGO E&E	08.200	2991	1,726,519.00	1,279,283.44	---	447,235.56
GAMING COM LEASING	13.005	3198	389,964.00	375,856.98	---	14,107.02
GAMING COM STATE OWNED	13.010	7883	76,256.00	76,206.36	---	49.64
Bingo Proceeds for Education Fund (0289)						
BINGO REFUNDS	08.215	2994	5,000.00	---	---	5,000.00
<u>DEPARTMENT OF REVENUE</u>						
<u>Legal Services Division</u>						
Motor Vehicle Commission Fund (0588)						
LEGAL SERV PS	04.020	1745	452,814.00	327,536.17	---	125,277.83
LEGAL SERV E&E	04.020	1746	28,118.00	20,655.70	---	7,462.30
State Highways and Transportation Department Fund (0644)						
HWY COLL ATTORNEY FEES	04.005	0889	5,000.00	---	---	5,000.00
HWY COLL LEGAL SERV PS	04.005	1777	1,061,019.00	1,022,945.55	---	38,073.45
HWY COLL LEGAL SERV E&E	04.005	1778	102,035.00	98,135.82	---	3,899.18
Tobacco Control Special Fund (0984)						
TOBACCO CONT ENFORCMNT PS	04.020	8246	41,450.00	---	---	41,450.00
TOBACCO CONT ENFORCMNT EE	04.020	8247	3,323.00	---	---	3,323.00
<u>Administration Division</u>						
Health Initiatives Fund (0275)						
POSTAGE	04.025	1636	5,373.00	5,212.00	---	161.00
Motor Vehicle Commission Fund (0588)						
POSTAGE	04.025	6869	44,029.00	44,029.00	---	---
Conservation Commission Fund (0609)						
POSTAGE	04.025	6240	1,343.00	1,343.00	---	---

Department Fund (0644)						
HWY COLL ADMIN PS	04.005	1791	647,791.00	647,777.29	---	13.71
HWY COLL ADMIN E&E	04.005	1794	209,696.00	190,684.40	---	19,011.60
HWY COLL POSTAGE	04.005	1796	2,171,153.00	2,106,018.00	---	65,135.00
<u>Motor Vehicle and Driver Licensing Division</u>						
Motor Vehicle Commission Fund (0588)						
MV/DL PS	04.015	1714	194,853.00	194,365.26	---	487.74
MV/DL E&E	04.015	1715	245,840.00	194,175.78	---	51,664.22
State Highways and Transportation						
Department Fund (0644)						
HWY COLL MV/DL PS	04.005	1773	4,266,816.00	4,099,391.76	---	167,424.24
HWY COLL MV/DL E&E	04.005	1774	3,851,573.00	3,736,026.00	---	115,547.00
Revenue Specialty Plate Fund (0775)						
MV/DL PS	04.015	1722	6,796.00	---	---	6,796.00
MV/DL E&E	04.015	1723	9,953.00	250.00	---	9,703.00
<u>Taxation Division</u>						
Health Initiatives Fund (0275)						
CIGARETTE TAX REFUNDS	04.090	1640	125,000.00	7,351.78	---	117,648.22
TAXATION PS	04.010	1701	51,835.00	49,499.07	---	2,335.93
TAXATION E&E	04.010	1702	4,163.00	2,947.08	---	1,215.92
Gaming Proceeds for Education Fund (0285)						
FED & OTHER FUND REFUNDS	04.065	3004	19,150.00	---	---	19,150.00
Gaming Commission Fund (0286)						
FED & OTHER FUND REFUNDS	04.065	0929	5,000.00	---	---	5,000.00
Solid Waste Management - Scrap Tire						
Subaccount Fund (0569)						
FED & OTHER FUND REFUNDS	04.065	1592	15,000.00	---	---	15,000.00
Motor Vehicle Commission Fund (0588)						
FED & OTHER FUND REFUNDS	04.065	7292	5,000.00	4,011.00	---	989.00
Conservation Commission Fund (0609)						
TAXATION PS	04.010	1706	566,076.00	563,366.10	---	2,709.90
TAXATION E&E	04.010	1707	8,277.00	4,620.62	---	3,656.38
State School Money Fund (0616)						
CIGARETTE TAX REFUNDS	04.090	1641	25,000.00	8,546.33	---	16,453.67
State Highways and Transportation						
Department Fund (0644)						
HIGHWAY FUND REFUNDS	04.070	1245	2,290,564.00	447,528.10	---	1,843,035.90
REFUNDS OF MOTOR FUEL TAX	04.080	1248	10,914,000.00	10,047,049.60	---	866,950.40
HWY COLL TAX PS	04.005	1771	1,104,984.00	1,071,072.40	---	33,911.60
HWY COLL TAX E&E	04.005	1772	170,190.00	24,175.35	---	146,014.65
Workers' Compensation Fund (0652)						
WORKERS COMP REFUNDS	04.085	8360	2,000,000.00	308,555.28	---	1,691,444.72

**STATE OF MISSOURI
SUMMARY OF APPROPRIATION ACTIVITY
SPECIAL REVENUE FUNDS
FOR THE APPROPRIATION YEAR 2016**

	H.B. No.	Appr. No.	Appropriations	Expenditures and Transfers Out	Reappropriations to 2017	Lapse of Appropriations
Petroleum Inspection Fund (0662)						
TAXATION PS	04.010	1708	34,020.00	27,449.00	---	6,571.00
TAXATION E&E	04.010	1709	2,818.00	1,235.12	---	1,582.88
Motor Fuel Tax Fund (0673)						
DIST TO CITIES MFT FUND	04.050	1246	188,000,000.00	185,676,268.58	---	2,323,731.42
Fair Share Fund (0687)						
CIGARETTE TAX REFUNDS	04.090	1642	11,000.00	3,798.36	---	7,201.64
Revenue Specialty Plate Fund (0775)						
FED & OTHER FUND REFUNDS	04.065	7295	5,850.00	5,000.00	---	850.00
Aviation Trust Fund (0952)						
AVIATION TRUST REFUNDS	04.075	9815	50,000.00	5,772.00	---	44,228.00
<u>DEPARTMENT OF SOCIAL SERVICES</u>						
Nursing Facility Quality of Care Fund (0271)						
SOCIAL SERVICES LEASING	13.005	0666	74,622.00	68,313.19	---	6,308.81
Health Initiatives Fund (0275)						
SOCIAL SRVS STATE OWNED	13.010	7763	16,971.00	16,462.00	---	509.00
Social Services Educational Improvement Fund (0620)						
SOCIAL SRVS STATE OWNED	13.010	7765	5,057.00	3,981.60	---	1,075.40
DELMINA WDS BLDG REPLCMNT	18.070	9313	50,813.00	---	50,813.00	---
Early Childhood Development, Education and Care Fund (0859)						
SOCIAL SRVS STATE OWNED	13.010	7768	479.00	465.00	---	14.00
Medicaid Provider Enrollment Fund (0990)						
MO MEDICAID AUD & COMP EE	11.020	8218	51,500.00	49,991.54	---	1,508.46
<u>Family Support Division</u>						
Utilicare Stabilization Fund (0134)						
ENERGY ASSISTANCE	11.153	2523	4,000,000.00	3,863,521.00	---	136,479.00
Health Initiatives Fund (0275)						
IM FIELD STAFF/OPS PS	11.070	6287	796,754.00	771,534.63	---	25,219.37
IM FIELD STAFF/OPS E&E	11.070	6288	27,917.00	27,079.00	---	838.00
ELGBLTY & ENRLLMNT SYS EE	11.095	8480	1,000,000.00	881,452.91	---	118,547.09
Blind Pension Fund (0621)						
BLIND PENSIONS	11.125	1407	34,313,866.00	30,844,395.29	---	3,469,470.71

Blindness Education, Screening and
Treatment Program Fund (0892)

SVS FOR VISUALLY IMPAIRED	11.165	3643	349,000.00	349,000.00	---	---
---------------------------	--------	------	------------	------------	-----	-----

Children's Division

Health Initiatives Fund (0275)

CHILD FIELD STAFF/OPS PS	11.200	6305	71,104.00	68,665.34	---	2,438.66
CHILD FIELD STAFF/OPS E&E	11.200	6306	27,846.00	27,011.00	---	835.00
CHILD ASSESSMENT CENTERS	11.255	8299	501,048.00	468,736.37	---	32,311.63

Early Childhood Development, Education
and Care Fund (0859)

CHILDHOOD DEVELOPMENT	11.285	0731	3,500,000.00	3,103,132.92	---	396,867.08
PURCHASE OF CHILD CARE	11.285	2273	2,676,737.00	2,596,435.00	---	80,302.00
CHILDREN'S ADMIN PS	11.195	6298	45,829.00	---	---	45,829.00
CHILDREN'S ADMIN E&E	11.195	6299	11,548.00	---	---	11,548.00
CHILDHOOD DEV CERTIF	11.215	8792	3,074,500.00	2,927,195.90	---	147,304.10

Division of Youth Services

Health Initiatives Fund (0275)

YOUTH TREATMENT PRGM PS	11.295	3608	133,418.00	129,414.55	---	4,003.45
YOUTH TREATMENT PRGM E&E	11.295	3609	9,106.00	8,333.00	---	773.00

Gaming Commission Fund (0286)

JUVENILE COURT DIVERSION	11.300	0186	500,000.00	428,835.38	---	71,164.62
--------------------------	--------	------	------------	------------	-----	-----------

Social Services Educational Improvement
Fund (0620)

YOUTH TREATMENT PRGM PS	11.295	1748	3,175,038.00	3,175,017.63	---	20.37
YOUTH TREATMENT PRGM E&E	11.295	1749	3,852,302.00	3,051,582.30	---	800,719.70

Youth Services Products Fund (0764)

YOUTH TREATMENT PRGM E&E	11.295	6870	5,000.00	---	---	5,000.00
--------------------------	--------	------	----------	-----	-----	----------

Youth Services Treatment Fund (0843)

DYS ADVISORY BOARD E&E	11.290	8298	999.00	---	---	999.00
------------------------	--------	------	--------	-----	-----	--------

MO HealthNet Division

MO HealthNet Managed Care Organization
Reimbursement Allowance Fund (0160)

MANAGED CARE	11.505	9204	5,000.00	3,926.07	---	1,073.93
--------------	--------	------	----------	----------	-----	----------

Nursing Facility Federal Reimbursement
Allowance Fund (0196)

NFRA FEDERAL	11.585	1606	325,332,526.00	318,920,465.59	---	6,412,060.41
REHAB & SPECIALTY SVS	11.485	5409	1,414,043.00	1,414,043.00	---	---
NURSING FACILITIES	11.470	5654	9,134,756.00	9,134,756.00	---	---

Nursing Facility Quality of Care Fund (0271)

MO HEALTHNET ADMIN PS	11.400	1753	84,344.00	80,834.21	---	3,509.79
MO HEALTHNET ADMIN E&E	11.400	1754	10,281.00	10,281.00	---	---

Health Initiatives Fund (0275)

MO HEALTHNET ADMIN E&E	11.400	0216	41,385.00	39,676.87	---	1,708.13
MO HEALTHNET ADMIN PS	11.400	1670	421,893.00	396,680.09	---	25,212.91

**STATE OF MISSOURI
SUMMARY OF APPROPRIATION ACTIVITY
SPECIAL REVENUE FUNDS
FOR THE APPROPRIATION YEAR 2016**

	H.B. No.	Appr. No.	Appropriations	Expenditures and Transfers Out	Reappropriations to 2017	Lapse of Appropriations
MANAGED CARE	11.505	1785	8,055,080.00	7,813,427.92	---	241,652.08
HOME HEALTH	11.470	2821	159,305.00	98,347.26	---	60,957.74
PHARMACY	11.435	3066	969,293.00	940,213.87	---	29,079.13
PHYSICIAN RELATED PROF	11.455	3067	1,427,081.00	1,384,269.00	---	42,812.00
DENTAL	11.460	3070	71,162.00	69,027.00	---	2,135.00
REHAB & SPECIALTY SVS	11.485	3072	194,881.00	167,796.81	---	27,084.19
INFORMATION SYSTEMS	11.420	8257	1,591,687.00	1,543,936.00	---	47,751.00
MANAGED CARE EXPANSION	11.507	9867	10,259,642.00	9,951,853.00	---	307,789.00
Life Sciences Research Trust Fund (0763)						
PHARMACY	11.435	3051	23,056,250.00	12,879,143.00	---	10,177,107.00
MANAGED CARE	11.505	7166	21,272,544.00	17,663,585.00	---	3,608,959.00
MANAGED CARE EXPANSION	11.507	9869	171,206.00	171,206.00	---	---
Missouri Rx Plan Fund (0779)						
MISSOURI RX PLAN	11.435	1024	6,982,425.00	5,793,839.53	---	1,188,585.47
CLINICAL SRVC MGMT	11.405	2036	1,560,595.00	616,443.39	---	944,151.61
MO HEALTHNET ADMIN PS	11.400	2849	760,005.00	759,223.53	---	781.47
MO HEALTHNET ADMIN E&E	11.400	2850	55,553.00	---	---	55,553.00
Ambulance Service Reimbursement Allowance Fund (0958)						
REHAB & SPECIALTY SVS REV	11.485	5907	9,069,225.00	9,068,837.99	---	387.01
MO HEALTHNET ADMIN PS	11.400	7366	18,018.00	16,684.76	---	1,333.24
MO HEALTHNET ADMIN E&E	11.400	7367	3,466.00	3,466.00	---	---
REHAB & SPECIALTY SVS EXP	11.485	7368	12,453,522.00	12,362,940.50	---	90,581.50
GROUND AMBULANCE	11.505	8714	1,453,111.00	1,453,111.00	---	---
<u>DEPARTMENT OF CORRECTIONS</u>						
Correctional Substance Abuse Earnings Fund (0853)						
REACT	09.200	7263	140,000.00	119,183.50	---	20,816.50
<u>Office of the Director</u>						
Inmate Incarceration Reimbursement Act Revolving Fund (0828)						
INMATE INCAR REIMB ACT	09.020	8244	750,000.00	9.28	---	749,990.72
Subtotals			5,336,431,782.00	4,473,565,270.40	56,074,552.00	806,791,959.60

Appropriated Transfers Out To:

School District Bonds Fund (0248)	02.260	T009	392,000.00	392,000.00	---	---
Access Missouri Financial Assistance Fund (0791)	03.050	T027	50,000.00	---	---	50,000.00
Access Missouri Financial Assistance Fund (0791)	03.050	T030	11,916,667.00	11,559,167.00	---	357,500.00
General Revenue Fund (0101)	05.250	T035	29,364.00	29,364.00	---	---
General Revenue Fund (0101)	05.250	T039	163,752.00	163,752.00	---	---
General Revenue Fund (0101)	05.250	T043	25,805.00	25,805.00	---	---
Access Missouri Financial Assistance Fund (0791)	08.235	T048	5,000,000.00	5,000,000.00	---	---
General Revenue Fund (0101)	05.250	T049	687.00	687.00	---	---
General Revenue Fund (0101)	10.425	T053	2,650,000.00	2,181,870.00	---	468,130.00
General Revenue Fund (0101)	07.535	T054	16,500.00	4,310.97	---	12,189.03
Professional Registration Fees Fund (0689)	07.540	T058	186,721.00	91,231.80	---	95,489.20
Natural Resources Cost Allocation Fund (0500)	06.330	T061	84,353.00	79,696.00	---	4,657.00
Natural Resources Cost Allocation Fund (0500)	06.330	T064	23,149.00	21,871.00	---	1,278.00
Natural Resources Cost Allocation Fund (0500)	06.330	T065	251,203.00	237,339.00	---	13,864.00
Natural Resources Cost Allocation Fund (0500)	06.330	T066	38,872.00	36,726.00	---	2,146.00
Natural Resources Cost Allocation Fund (0500)	06.330	T067	153,702.00	145,218.00	---	8,484.00
Natural Resources Cost Allocation Fund (0500)	06.330	T068	4,394.00	4,152.00	---	242.00
Natural Resources Cost Allocation Fund (0500)	06.330	T069	15,745.00	14,877.00	---	868.00
Natural Resources Cost Allocation Fund (0500)	06.330	T071	6,863.00	6,484.00	---	379.00
Natural Resources Cost Allocation Fund (0500)	06.330	T072	314,497.00	297,142.00	---	17,355.00
Natural Resources Cost Allocation Fund (0500)	06.330	T073	239,810.00	226,575.00	---	13,235.00
General Revenue Fund (0101)	05.250	T074	36,627.00	36,627.00	---	---
Natural Resources Cost Allocation Fund (0500)	06.330	T075	42,011.00	39,693.00	---	2,318.00
Natural Resources Cost Allocation Fund (0500)	06.330	T076	587.00	555.00	---	32.00
General Revenue Fund (0101)	05.250	T079	1,278.00	1,278.00	---	---
Natural Resources Cost Allocation Fund (0500)	06.330	T080	126,096.00	119,137.00	---	6,959.00
Natural Resources Cost Allocation Fund (0500)	06.330	T081	164,262.00	155,197.00	---	9,065.00
Natural Resources Cost Allocation Fund (0500)	06.330	T083	6,138.00	5,799.00	---	339.00
Natural Resources Cost Allocation Fund (0500)	06.330	T084	38,543.00	11,976.00	---	26,567.00
Natural Resources Cost Allocation Fund (0500)	06.330	T087	217,563.00	200,710.00	---	16,853.00
Natural Resources Cost Allocation Fund (0500)	06.330	T090	59,706.00	55,081.00	---	4,625.00
Natural Resources Cost Allocation Fund (0500)	06.330	T091	652,288.00	601,758.00	---	50,530.00
Natural Resources Cost Allocation Fund (0500)	06.330	T092	100,256.00	92,489.00	---	7,767.00
Natural Resources Cost Allocation Fund (0500)	06.330	T093	430,238.00	396,909.00	---	33,329.00
Natural Resources Cost Allocation Fund (0500)	06.330	T095	11,333.00	10,454.00	---	879.00
Natural Resources Cost Allocation Fund (0500)	06.330	T096	40,608.00	37,462.00	---	3,146.00
Natural Resources Cost Allocation Fund (0500)	06.330	T098	17,700.00	16,328.00	---	1,372.00
Natural Resources Cost Allocation Fund (0500)	06.330	T099	811,128.00	748,280.00	---	62,848.00
Natural Resources Cost Allocation Fund (0500)	06.330	T100	2,279,399.00	2,102,823.00	---	176,576.00
Natural Resources Cost Allocation Fund (0500)	06.330	T101	755,395.00	622,487.00	---	132,908.00
Natural Resources Cost Allocation Fund (0500)	06.330	T105	368,409.00	339,870.00	---	28,539.00
Natural Resources Cost Allocation Fund (0500)	06.330	T108	423,654.00	390,836.00	---	32,818.00

**STATE OF MISSOURI
SUMMARY OF APPROPRIATION ACTIVITY
SPECIAL REVENUE FUNDS
FOR THE APPROPRIATION YEAR 2016**

	H.B. No.	Appr. No.	Appropriations	Expenditures and Transfers Out	Reappropriations to 2017	Lapse of Appropriations
Natural Resources Cost Allocation Fund (0500)	06.330	T110	20,726.00	19,120.00	---	1,606.00
Mental Health Fund (0148)	10.425	T124	4,392,365.00	3,766,521.00	---	625,844.00
General Revenue Fund (0101)	05.250	T135	1,844.00	1,844.00	---	---
General Revenue Fund (0101)	05.250	T136	1,028.00	1,028.00	---	---
Basic Civil Legal Services Fund (0757)	07.870	T139	351,351.00	6,070.90	---	345,280.10
Economic Development Administrative Fund (0547)	07.010	T141	41,233.00	20,266.03	---	20,966.97
Natural Resources Cost Allocation Fund (0500)	06.330	T142	14,258.00	13,901.00	---	357.00
Natural Resources Cost Allocation Fund (0500)	06.330	T143	133.00	124.00	---	9.00
Natural Resources Cost Allocation Fund (0500)	06.330	T144	32,318.00	29,816.00	---	2,502.00
Manufactured Housing Consumer Recovery Fund (0909)	07.175	T147	192,000.00	---	---	192,000.00
General Revenue Fund (0101)	11.500	T201	18,236,543.00	7,509,382.00	---	10,727,161.00
State Legal Expense Fund (0692)	05.115	T235	130,000.00	20,508.15	---	109,491.85
General Revenue Fund (0101)	05.250	T241	2,057.00	2,057.00	---	---
Natural Resources Cost Allocation Fund (0500)	06.330	T242	66,311.00	62,652.00	---	3,659.00
Natural Resources Cost Allocation Fund (0500)	06.330	T243	171,025.00	157,777.00	---	13,248.00
State Highways and Transportation Department Fund (0644)	04.160	T244	20,000.00	---	---	20,000.00
State Legal Expense Fund (0692)	05.115	T261	10,000.00	6,831.00	---	3,169.00
State Legal Expense Fund (0692)	05.115	T268	500,000.00	499,585.77	---	414.23
General Revenue Fund (0101)	04.120	T271	2,500,000.00	2,500,000.00	---	---
General Revenue Fund (0101)	04.125	T272	300,000.00	291,796.00	---	8,204.00
General Revenue Fund (0101)	04.130	T273	300,000.00	291,796.00	---	8,204.00
A+ Schools Fund (0955)	03.060	T274	21,659,448.00	21,009,665.00	---	649,783.00
General Revenue Fund (0101)	05.525	T285	1,003,343.00	750,948.00	---	252,395.00
Social Security Contributions Fund (0702)	05.450	T293	17,202,281.00	15,450,026.38	---	1,752,254.62
State Retirement Contributions Fund (0701)	05.465	T297	38,009,991.00	33,428,735.18	---	4,581,255.82
Missouri Consolidated Health Care Plan Benefit Fund (0765)	05.490	T304	30,187,194.00	28,380,708.97	---	1,806,485.03
Natural Resources Cost Allocation Fund (0500)	06.330	T316	344,740.00	322,449.00	---	22,291.00
Natural Resources Cost Allocation Fund (0500)	06.330	T317	9,432.00	8,805.00	---	627.00
Natural Resources Cost Allocation Fund (0500)	06.330	T318	142,354.00	132,891.00	---	9,463.00
Missouri Technology Investment Fund (0172)	07.030	T319	15,000.00	12,541.28	---	2,458.72
Natural Resources Cost Allocation Fund (0500)	06.330	T323	49,697.00	46,394.00	---	3,303.00
Natural Resources Cost Allocation Fund (0500)	06.330	T324	541,197.00	505,301.00	---	35,896.00
Natural Resources Cost Allocation Fund (0500)	06.330	T325	83,448.00	77,901.00	---	5,547.00
Natural Resources Cost Allocation Fund (0500)	06.330	T326	33,800.00	31,552.00	---	2,248.00
Natural Resources Cost Allocation Fund (0500)	06.330	T328	14,733.00	13,753.00	---	980.00

Natural Resources Cost Allocation Fund (0500)	06.330	T329	675,148.00	630,241.00	---	44,907.00
Natural Resources Cost Allocation Fund (0500)	06.330	T330	3,044,006.00	2,828,242.00	---	215,764.00
Natural Resources Cost Allocation Fund (0500)	06.330	T331	170,954.00	165,465.00	---	5,489.00
Natural Resources Cost Allocation Fund (0500)	06.330	T332	63,000.00	61,426.00	---	1,574.00
Natural Resources Cost Allocation Fund (0500)	06.330	T336	289,570.00	271,119.00	---	18,451.00
Natural Resources Cost Allocation Fund (0500)	06.330	T337	352,631.00	329,189.00	---	23,442.00
General Revenue Fund (0101)	05.250	T345	13,120.00	13,120.00	---	---
Economic Development Administrative Fund (0547)	07.010	T346	162,974.00	65,670.25	---	97,303.75
Economic Development Administrative Fund (0547)	07.010	T351	390,799.00	224,197.89	---	166,601.11
Division of Finance Fund (0550)	07.450	T360	50,000.00	17,272.80	---	32,727.20
Division of Finance Fund (0550)	07.455	T361	1,200,000.00	1,027,651.46	---	172,348.54
Kids' Chance Scholarship Fund (0878)	07.840	T365	50,000.00	50,000.00	---	---
Professional Registration Fees Fund (0689)	07.540	T369	176,701.00	145,172.60	---	31,528.40
Professional Registration Fees Fund (0689)	07.540	T370	278,472.00	184,843.68	---	93,628.32
Professional Registration Fees Fund (0689)	07.540	T371	241,144.00	229,139.95	---	12,004.05
Professional Registration Fees Fund (0689)	07.540	T373	143,327.00	127,435.49	---	15,891.51
Professional Registration Fees Fund (0689)	07.540	T374	237,471.00	217,422.60	---	20,048.40
Professional Registration Fees Fund (0689)	07.540	T376	283,797.00	252,473.42	---	31,323.58
Professional Registration Fees Fund (0689)	07.540	T377	100,584.00	30,843.09	---	69,740.91
Professional Registration Fees Fund (0689)	07.540	T378	56,348.00	34,122.34	---	22,225.66
Professional Registration Fees Fund (0689)	07.540	T379	836,714.00	684,501.02	---	152,212.98
Professional Registration Fees Fund (0689)	07.540	T380	143,879.00	125,224.32	---	18,654.68
Professional Registration Fees Fund (0689)	07.540	T381	71,215.00	56,398.17	---	14,816.83
Professional Registration Fees Fund (0689)	07.540	T382	433,431.00	318,832.38	---	114,598.62
Professional Registration Fees Fund (0689)	07.540	T383	88,470.00	53,159.39	---	35,310.61
Professional Registration Fees Fund (0689)	07.540	T384	42,037.00	2,953.21	---	39,083.79
Professional Registration Fees Fund (0689)	07.540	T387	21,524.00	21,069.37	---	454.63
Professional Registration Fees Fund (0689)	07.540	T388	1,070,760.00	778,149.20	---	292,610.80
Professional Registration Fees Fund (0689)	07.540	T389	118,152.00	96,291.64	---	21,860.36
Professional Registration Fees Fund (0689)	07.540	T390	102,381.00	93,012.29	---	9,368.71
Professional Registration Fees Fund (0689)	07.540	T391	318,869.00	291,041.97	---	27,827.03
Professional Registration Fees Fund (0689)	07.540	T392	42,473.00	38,864.03	---	3,608.97
Professional Registration Fees Fund (0689)	07.540	T393	348,058.00	317,714.94	---	30,343.06
Professional Registration Fees Fund (0689)	07.540	T394	419,574.00	220,119.62	---	199,454.38
Professional Registration Fees Fund (0689)	07.540	T395	127,692.00	96,650.49	---	31,041.51
Professional Registration Fees Fund (0689)	07.540	T396	66,549.00	63,537.59	---	3,011.41
Professional Registration Fees Fund (0689)	07.540	T397	540,206.00	275,838.54	---	264,367.46
Professional Registration Fees Fund (0689)	07.540	T398	188,724.00	171,608.55	---	17,115.45
DIFP Administrative Fund (0503)	07.405	T401	35,000.00	6,577.58	---	28,422.42
General Revenue Fund (0101)	05.250	T402	1,829.00	1,829.00	---	---
Missouri Veterans' Homes Fund (0460)	08.195	T405	30,000,000.00	4,400,000.00	---	25,600,000.00
Veterans' Commission Capital Improvement Trust Fund (0304)	08.225	T406	32,000,000.00	26,506,819.71	---	5,493,180.29

**STATE OF MISSOURI
SUMMARY OF APPROPRIATION ACTIVITY
SPECIAL REVENUE FUNDS
FOR THE APPROPRIATION YEAR 2016**

	H.B. No.	Appr. No.	Appropriations	Expenditures and Transfers Out	Reappropriations to 2017	Lapse of Appropriations
Missouri National Guard Trust Fund (0900)	08.230	T407	4,000,000.00	4,000,000.00	---	---
Health Access Incentive Fund (0276)	10.610	T411	759,624.00	736,835.00	---	22,789.00
General Revenue Fund (0101)	11.575	T415	210,950,510.00	191,448,558.00	---	19,501,952.00
Nursing Facility Quality of Care Fund (0271)	11.580	T416	1,500,000.00	1,500,000.00	---	---
General Revenue Fund (0101)	07.535	T422	91,250.00	60,729.88	---	30,520.12
General Revenue Fund (0101)	05.250	T425	17,985.00	---	---	17,985.00
Professional Registration Fees Fund (0689)	07.540	T430	1,664,242.00	1,635,024.38	---	29,217.62
General Revenue Fund (0101)	05.250	T433	35,430.00	35,430.00	---	---
State School Money Fund (0616)	02.240	T438	18,593,648.00	18,593,648.00	---	---
Classroom Trust Fund (0784)	02.255	T452	14,204,297.00	14,204,297.00	---	---
Classroom Trust Fund (0784)	02.250	T456	329,252,613.00	315,960,546.76	---	13,292,066.24
Federal Student Loan Reserve Fund (0881)	03.120	T463	1,000,000.00	---	---	1,000,000.00
Labor and Industrial Relations Administrative Fund (0122)	07.805	T472	943,657.00	837,144.00	---	106,513.00
Professional Registration Fees Fund (0689)	07.540	T474	121,254.00	114,010.57	---	7,243.43
State Road Fund (0320)	04.435	T479	528,000,000.00	460,760,009.76	---	67,239,990.24
Natural Resources Cost Allocation Fund (0500)	06.330	T481	181,089.00	169,052.00	---	12,037.00
General Revenue Fund (0101)	05.250	T493	221.00	221.00	---	---
General Revenue Fund (0101)	05.250	T498	1,403.00	1,403.00	---	---
Economic Development Administrative Fund (0547)	07.010	T503	16,114.00	9,244.32	---	6,869.68
Labor and Industrial Relations Administrative Fund (0122)	07.805	T522	100,000.00	100,000.00	---	---
Guaranty Agency Operating Fund (0880)	03.105	T525	15,000,000.00	6,926,592.44	---	8,073,407.56
General Revenue Fund (0101)	05.245	T541	2,213.00	2,213.00	---	---
Board of Registration for Healing Arts Fund (0634)	05.245	T541	6,700.00	6,700.00	---	---
Real Estate Commission Fund (0638)	05.245	T541	2,105.00	2,105.00	---	---
Abandoned Fund Account Fund (0863)	05.245	T541	600.00	600.00	---	---
General Revenue Fund (0101)	07.460	T544	50,000.00	13,437.71	---	36,562.29
General Revenue Fund (0101)	12.185	T548	324,780.00	324,775.26	---	4.74
State Road Fund (0320)	08.140	T549	2,000,000.00	---	---	2,000,000.00
General Revenue Fund (0101)	05.250	T551	927.00	927.00	---	---
General Revenue Fund (0101)	05.250	T552	86,608.00	86,608.00	---	---
Compulsive Gamblers Fund (0249)	08.240	T553	289,850.00	150,000.00	---	139,850.00
Budget Reserve Fund (0100)	05.230	T567	70,942,798.00	13,272,300.00	---	57,670,498.00
Budget Reserve Fund (0100)	05.235	T568	499,852.00	37,326.36	---	462,525.64
Veterinary Student Loan Payment Fund (0803)	06.010	T579	120,000.00	116,387.30	---	3,612.70
General Revenue Fund (0101)	07.535	T580	19,000.00	2,612.50	---	16,387.50
General Revenue Fund (0101)	07.535	T581	122,100.00	107,620.81	---	14,479.19

General Revenue Fund (0101)	07.535	T582	14,400.00	5,528.98	---	8,871.02
General Revenue Fund (0101)	07.535	T584	8,000.00	---	---	8,000.00
General Revenue Fund (0101)	07.535	T585	32,900.00	32,085.10	---	814.90
General Revenue Fund (0101)	07.535	T587	35,600.00	5,224.12	---	30,375.88
General Revenue Fund (0101)	07.535	T588	31,200.00	2,014.75	---	29,185.25
General Revenue Fund (0101)	07.535	T589	1,200.00	---	---	1,200.00
General Revenue Fund (0101)	07.535	T590	85,000.00	9,496.69	---	75,503.31
General Revenue Fund (0101)	07.535	T591	10,500.00	7,705.93	---	2,794.07
General Revenue Fund (0101)	07.535	T592	7,200.00	---	---	7,200.00
General Revenue Fund (0101)	07.535	T593	100,000.00	2,071.65	---	97,928.35
General Revenue Fund (0101)	07.535	T594	17,500.00	13,129.40	---	4,370.60
General Revenue Fund (0101)	07.535	T595	1,200.00	---	---	1,200.00
General Revenue Fund (0101)	07.535	T597	6,000.00	5,033.67	---	966.33
General Revenue Fund (0101)	07.535	T598	135,000.00	79,509.34	---	55,490.66
General Revenue Fund (0101)	07.535	T599	8,960.00	2,685.11	---	6,274.89
General Revenue Fund (0101)	07.535	T600	13,408.00	---	---	13,408.00
General Revenue Fund (0101)	07.535	T601	119,000.00	19,581.02	---	99,418.98
General Revenue Fund (0101)	07.535	T602	16,000.00	1,330.55	---	14,669.45
General Revenue Fund (0101)	07.535	T603	33,500.00	10,062.63	---	23,437.37
General Revenue Fund (0101)	07.535	T604	149,000.00	64,373.13	---	84,626.87
General Revenue Fund (0101)	07.535	T605	28,000.00	7,295.98	---	20,704.02
General Revenue Fund (0101)	07.535	T606	7,800.00	1,133.16	---	6,666.84
General Revenue Fund (0101)	07.535	T607	250,000.00	154,584.48	---	95,415.52
General Revenue Fund (0101)	07.535	T608	55,000.00	9,969.07	---	45,030.93
General Revenue Fund (0101)	07.535	T609	31,000.00	26,739.28	---	4,260.72
General Revenue Fund (0101)	07.535	T612	1,000.00	---	---	1,000.00
General Revenue Fund (0101)	07.535	T613	13,000.00	---	---	13,000.00
Professional Registration Fees Fund (0689)	07.540	T614	13,444.00	5,090.38	---	8,353.62
Professional Registration Fees Fund (0689)	07.540	T615	341,082.00	306,907.30	---	34,174.70
General Revenue Fund (0101)	05.250	T621	672.00	672.00	---	---
Veterans' Commission Capital Improvement Trust Fund (0304)	08.260	T624	150.00	---	---	150.00
General Revenue Fund (0101)	05.250	T627	26,461.00	26,461.00	---	---
General Revenue Fund (0101)	05.250	T629	76,477.00	76,477.00	---	---
State Highways and Transportation Department Fund (0644)	04.155	T632	560,178,001.00	538,544,430.10	---	21,633,570.90
General Revenue Fund (0101)	05.250	T643	1,215.00	1,215.00	---	---
General Revenue Fund (0101)	05.250	T644	459.00	459.00	---	---
General Revenue Fund (0101)	05.250	T664	3,559.00	3,559.00	---	---
General Revenue Fund (0101)	05.250	T665	918.00	918.00	---	---
General Revenue Fund (0101)	05.250	T669	32,123.00	32,123.00	---	---
General Revenue Fund (0101)	05.250	T671	560.00	560.00	---	---
General Revenue Fund (0101)	05.250	T672	6,518.00	6,518.00	---	---
General Revenue Fund (0101)	05.250	T673	8,004.00	8,004.00	---	---
General Revenue Fund (0101)	05.250	T674	163.00	163.00	---	---

**STATE OF MISSOURI
SUMMARY OF APPROPRIATION ACTIVITY
SPECIAL REVENUE FUNDS
FOR THE APPROPRIATION YEAR 2016**

	H.B. No.	Appr. No.	Appropriations	Expenditures and Transfers Out	Reappropriations to 2017	Lapse of Appropriations
General Revenue Fund (0101)	05.250	T676	1,013.00	1,013.00	---	---
General Revenue Fund (0101)	05.250	T678	21,567.00	21,567.00	---	---
General Revenue Fund (0101)	05.250	T679	20,008.00	20,008.00	---	---
General Revenue Fund (0101)	05.250	T680	2,630.00	2,630.00	---	---
General Revenue Fund (0101)	05.250	T681	46,174.00	46,174.00	---	---
General Revenue Fund (0101)	05.250	T682	9,323.00	9,323.00	---	---
General Revenue Fund (0101)	05.250	T685	362,666.00	362,666.00	---	---
General Revenue Fund (0101)	05.250	T690	12,364.00	12,364.00	---	---
General Revenue Fund (0101)	05.250	T692	535,927.00	535,927.00	---	---
General Revenue Fund (0101)	05.250	T693	70,896.00	70,896.00	---	---
General Revenue Fund (0101)	05.250	T694	12,991.00	12,991.00	---	---
General Revenue Fund (0101)	05.250	T695	7,032.00	7,032.00	---	---
General Revenue Fund (0101)	05.250	T696	881.00	881.00	---	---
General Revenue Fund (0101)	05.250	T697	5,101.00	5,101.00	---	---
General Revenue Fund (0101)	05.250	T699	12,651.00	12,651.00	---	---
General Revenue Fund (0101)	05.250	T700	54,083.00	54,083.00	---	---
General Revenue Fund (0101)	05.250	T701	206.00	206.00	---	---
General Revenue Fund (0101)	05.250	T702	1,135.00	1,135.00	---	---
General Revenue Fund (0101)	05.250	T703	812.00	812.00	---	---
General Revenue Fund (0101)	05.250	T723	1,728.00	1,728.00	---	---
General Revenue Fund (0101)	05.250	T725	15,013.00	15,013.00	---	---
General Revenue Fund (0101)	05.250	T726	420.00	420.00	---	---
General Revenue Fund (0101)	05.250	T727	105,203.00	105,203.00	---	---
General Revenue Fund (0101)	05.250	T728	46,071.00	46,071.00	---	---
General Revenue Fund (0101)	05.250	T729	11,119.00	11,119.00	---	---
General Revenue Fund (0101)	05.250	T730	20,544.00	20,544.00	---	---
General Revenue Fund (0101)	05.250	T731	5,558.00	5,558.00	---	---
General Revenue Fund (0101)	05.250	T732	816.00	816.00	---	---
General Revenue Fund (0101)	05.250	T733	900.00	900.00	---	---
General Revenue Fund (0101)	05.250	T734	130,971.00	130,971.00	---	---
General Revenue Fund (0101)	05.250	T736	22,424.00	22,424.00	---	---
General Revenue Fund (0101)	05.250	T737	96,460.00	96,460.00	---	---
General Revenue Fund (0101)	05.250	T740	1,824.00	1,824.00	---	---
General Revenue Fund (0101)	05.250	T741	823.00	823.00	---	---
General Revenue Fund (0101)	05.250	T743	9,989.00	9,989.00	---	---
General Revenue Fund (0101)	05.250	T745	5,475.00	5,475.00	---	---
General Revenue Fund (0101)	05.250	T747	3,989.00	3,989.00	---	---
General Revenue Fund (0101)	05.250	T748	2,399.00	2,399.00	---	---

General Revenue Fund (0101)	05.250	T750	2,009.00	2,009.00	---	---
General Revenue Fund (0101)	05.250	T751	8,501.00	8,501.00	---	---
General Revenue Fund (0101)	05.250	T752	8,276.00	8,276.00	---	---
General Revenue Fund (0101)	05.250	T753	159.00	159.00	---	---
General Revenue Fund (0101)	05.250	T754	6,720.00	6,720.00	---	---
General Revenue Fund (0101)	05.250	T755	35,126.00	35,126.00	---	---
General Revenue Fund (0101)	05.250	T756	69,497.00	69,497.00	---	---
General Revenue Fund (0101)	05.250	T763	185,375.00	185,375.00	---	---
General Revenue Fund (0101)	05.250	T766	37,911.00	37,911.00	---	---
General Revenue Fund (0101)	05.250	T767	523.00	523.00	---	---
General Revenue Fund (0101)	05.250	T770	5,118.00	5,118.00	---	---
General Revenue Fund (0101)	05.250	T772	974.00	974.00	---	---
General Revenue Fund (0101)	05.250	T773	450.00	450.00	---	---
General Revenue Fund (0101)	05.250	T776	12,373.00	12,373.00	---	---
General Revenue Fund (0101)	05.250	T777	36,563.00	36,563.00	---	---
General Revenue Fund (0101)	05.250	T778	14,531.00	14,531.00	---	---
General Revenue Fund (0101)	05.250	T779	135.00	135.00	---	---
General Revenue Fund (0101)	05.250	T780	22,917.00	22,917.00	---	---
General Revenue Fund (0101)	05.250	T781	11,394.00	11,394.00	---	---
General Revenue Fund (0101)	05.250	T782	1,943.00	1,943.00	---	---
General Revenue Fund (0101)	05.250	T783	10,235.00	10,235.00	---	---
General Revenue Fund (0101)	05.250	T784	503.00	503.00	---	---
General Revenue Fund (0101)	05.250	T785	25,468.00	25,468.00	---	---
General Revenue Fund (0101)	05.250	T788	140,952.00	140,952.00	---	---
General Revenue Fund (0101)	05.250	T789	470,426.00	470,426.00	---	---
General Revenue Fund (0101)	05.250	T791	7,499.00	7,499.00	---	---
General Revenue Fund (0101)	05.250	T792	7,831.00	7,831.00	---	---
General Revenue Fund (0101)	05.250	T793	23,529.00	23,529.00	---	---
General Revenue Fund (0101)	05.250	T797	11,120.00	11,120.00	---	---
General Revenue Fund (0101)	05.250	T799	13,320.00	13,320.00	---	---
General Revenue Fund (0101)	05.250	T801	1,563.00	1,563.00	---	---
General Revenue Fund (0101)	05.250	T803	37,689.00	37,689.00	---	---
General Revenue Fund (0101)	05.250	T804	1,292.00	1,292.00	---	---
General Revenue Fund (0101)	05.250	T805	6,938.00	6,938.00	---	---
General Revenue Fund (0101)	05.250	T806	42,215.00	42,215.00	---	---
General Revenue Fund (0101)	05.250	T807	4,255.00	4,255.00	---	---
General Revenue Fund (0101)	05.250	T808	67,876.00	67,876.00	---	---
General Revenue Fund (0101)	05.250	T809	1,085.00	1,085.00	---	---
General Revenue Fund (0101)	05.250	T816	1,346.00	1,346.00	---	---
General Revenue Fund (0101)	05.250	T817	1,423.00	1,423.00	---	---
General Revenue Fund (0101)	05.250	T818	3,880.00	3,880.00	---	---
General Revenue Fund (0101)	05.250	T823	290.00	290.00	---	---
General Revenue Fund (0101)	05.250	T827	5,693.00	5,693.00	---	---
General Revenue Fund (0101)	05.250	T831	927.00	927.00	---	---
General Revenue Fund (0101)	05.250	T837	733.00	733.00	---	---

**STATE OF MISSOURI
SUMMARY OF APPROPRIATION ACTIVITY
SPECIAL REVENUE FUNDS
FOR THE APPROPRIATION YEAR 2016**

	H.B. No.	Appr. No.	Appropriations	Expenditures and Transfers Out	Reappropriations to 2017	Lapse of Appropriations
General Revenue Fund (0101)	05.250	T838	9,594.00	9,594.00	---	---
General Revenue Fund (0101)	05.250	T839	366.00	366.00	---	---
General Revenue Fund (0101)	05.250	T840	387.00	387.00	---	---
General Revenue Fund (0101)	05.250	T844	2,079.00	2,079.00	---	---
General Revenue Fund (0101)	05.250	T845	595.00	595.00	---	---
General Revenue Fund (0101)	05.250	T846	418.00	418.00	---	---
General Revenue Fund (0101)	05.250	T848	376.00	376.00	---	---
General Revenue Fund (0101)	05.250	T850	347,276.00	---	---	347,276.00
General Revenue Fund (0101)	05.250	T856	1,036.00	1,036.00	---	---
General Revenue Fund (0101)	05.250	T864	1,655.00	1,655.00	---	---
General Revenue Fund (0101)	05.250	T868	4,512.00	4,512.00	---	---
General Revenue Fund (0101)	05.250	T872	705.00	705.00	---	---
General Revenue Fund (0101)	05.250	T875	38,323.00	38,323.00	---	---
General Revenue Fund (0101)	05.250	T878	67,292.00	67,292.00	---	---
Water Pollution Control Bond and Interest - Series A 2010 Fund (0209)	01.020	T883	1,104,292.76	1,104,292.76	---	---
Water Pollution Control Bond and Interest - Series A 2005 Fund (0218)	01.020	T883	1,644,541.24	1,644,541.24	---	---
Labor and Industrial Relations Administrative Fund (0122)	07.810	T892	943,553.00	837,082.00	---	106,471.00
DIFP Administrative Fund (0503)	07.405	T894	40,000.00	19,473.35	---	20,526.65
DIFP Administrative Fund (0503)	07.405	T895	125,000.00	80,032.55	---	44,967.45
Social Security Contributions Fund (0702)	05.455	T900	8,165,349.00	7,308,375.55	---	856,973.45
Professional Registration Fees Fund (0689)	07.545	T903	200,000.00	---	---	200,000.00
Natural Resources Cost Allocation Fund (0500)	06.330	T904	15,316.00	14,389.00	---	927.00
Labor and Industrial Relations Administrative Fund (0122)	07.810	T909	230,531.00	230,531.00	---	---
General Revenue Fund (0101)	05.250	T913	7,110.00	7,110.00	---	---
General Revenue Fund (0101)	05.250	T915	152.00	152.00	---	---
General Revenue Fund (0101)	05.250	T920	5,586.00	5,586.00	---	---
General Revenue Fund (0101)	05.250	T930	3,792.00	3,792.00	---	---
State Legal Expense Fund (0692)	05.115	T949	100,000.00	73,563.63	---	26,436.37
State School Money Fund (0616)	02.265	T961	1,500,000.00	1,292,166.41	---	207,833.59
General Revenue Fund (0101)	05.250	T965	7,105.00	7,105.00	---	---
General Revenue Fund (0101)	05.250	T966	7,022.00	7,022.00	---	---
General Revenue Fund (0101)	05.250	T969	744.00	744.00	---	---
General Revenue Fund (0101)	07.535	T982	1,000.00	---	---	1,000.00
Professional Registration Fees Fund (0689)	07.540	T983	3,737.00	3,064.66	---	672.34

Natural Resources Cost Allocation Fund (0500)	06.330	T984	82,742.00	59,879.00	---	22,863.00
Guaranty Agency Operating Fund (0880)	03.105	T988	100.00	0.01	---	99.99
General Revenue Fund (0101)	04.140	T989	8,919.00	358.89	---	8,560.11
			<u>2,020,205,755.00</u>	<u>1,769,925,841.93</u>	<u>---</u>	<u>250,279,913.07</u>
Subtotals						
			<u>\$ 7,356,637,537.00</u>	<u>\$ 6,243,491,112.33</u>	<u>\$ 56,074,552.00</u>	<u>\$ 1,057,071,872.67</u>
Totals						

**STATE OF MISSOURI
SUMMARY OF APPROPRIATION ACTIVITY
DEBT SERVICE FUNDS
FOR THE APPROPRIATION YEAR 2016**

	H.B. No.	Appr. No.	Appropriations	Expenditures and Transfers Out	Reappropriations to 2017	Lapse of Appropriations
<u>OFFICE OF ADMINISTRATION</u>						
<u>Division of Accounting</u>						
Fulton State Hospital Bond and Interest - Series A 2014 Fund (0396)						
FSH DEBT SERVICE	05.185	8921	\$ 13,800,000.00	\$ 5,658,818.76	\$ ---	\$ 8,141,181.24
FSH ISSUANCE COST	05.185	8922	400,000.00	---	---	400,000.00
<u>Board of Fund Commissioners</u>						
Water Pollution Control Bond and Interest - Series A 2003 Fund (0203)						
STATE WPC BONDS	01.025	6903	2,472,344.00	2,472,343.75	---	0.25
Fourth State Building Bond and Interest - Series A 2005 Fund (0206)						
4TH STATE BUILDING BONDS	01.015	1111	11,804,125.00	11,804,125.00	---	---
Water Pollution Control Bond and Interest - Series A 2007 Fund (0207)						
STATE WPC BONDS	01.025	2037	1,992,332.00	1,992,331.25	---	0.75
Water Pollution Control Bond and Interest - Series A 2010 Fund (0209)						
STATE WPC BONDS	01.025	7806	9,621,625.00	9,621,625.00	---	---
Fourth State Building Bond and Interest - Series A 2010 Fund (0210)						
4TH STATE BUILDING BONDS	01.015	7804	1,068,375.00	1,068,375.00	---	---
Stormwater Control Bond and Interest - Series A 2010 Fund (0211)						
STORMWATER CNTRL BONDS	01.035	7805	1,787,250.00	1,787,250.00	---	---
Fourth State Building Bond and Interest - Series A 2010 Fund (0212)						
4TH STATE BUILDING BONDS	01.015	8405	12,006,400.00	12,006,400.00	---	---
Water Pollution Control Bond and Interest - Series A 2012 Fund (0213)						
STATE WPC BONDS	01.025	8406	14,280,250.00	14,280,250.00	---	---
Water Pollution Control Bond and Interest - Series A 2005 Fund (0218)						
STATE WPC BONDS	01.025	1119	8,876,125.00	8,876,125.00	---	---

Stormwater Control Bond and Interest - Series A 2005 Fund (0219)						
STORMWATER CNTRL BONDS	01.035	1120	3,331,250.00	3,331,250.00	---	---
Stormwater Control Bond and Interest - Series A 2002 Fund (0239)						
STORMWATER CNTRL BONDS	01.035	5199	571,900.00	571,900.00	---	---

DEPARTMENT OF TRANSPORTATION

State Road Bond Fund (0319)						
DEBT SERVICE ON BONDS	04.410	7485	<u>175,265,550.00</u>	<u>175,265,548.86</u>	<u>---</u>	<u>1.14</u>
Subtotals			<u>257,277,526.00</u>	<u>248,736,342.62</u>	<u>---</u>	<u>8,541,183.38</u>
Appropriated Transfers Out To:						
Stormwater Control Bond and Interest- Series						
A 2010 Fund (0211)	05.245	T541	<u>35,763.00</u>	<u>35,761.73</u>	<u>---</u>	<u>1.27</u>
Subtotals			<u>35,763.00</u>	<u>35,761.73</u>	<u>---</u>	<u>1.27</u>
Totals			<u>\$ 257,313,289.00</u>	<u>\$ 248,772,104.35</u>	<u>\$ ---</u>	<u>\$ 8,541,184.65</u>

**STATE OF MISSOURI
SUMMARY OF APPROPRIATION ACTIVITY
CAPITAL PROJECTS FUNDS
FOR THE APPROPRIATION YEAR 2016**

	<u>H.B. No.</u>	<u>Appr. No.</u>	<u>Appropriations</u>	<u>Expenditures and Transfers Out</u>	<u>Reappropriations to 2017</u>	<u>Lapse of Appropriations</u>
<u>OFFICE OF ADMINISTRATION</u>						
State Historical Society Series A 2016 Fund (0390) STATE HIST SOCIETY BLDG	19.221	1166	\$ 35,000,000.00	\$ 349,655.85	\$ 34,650,344.00	\$ 0.15
<u>Division of Accounting</u>						
State Road Fund (0320) UNEMPLOYMENT BENEFITS	05.480	1141	683,660.00	110,308.90	---	573,351.10
<u>Division of Facilities Management,</u>						
<u>Design and Construction</u>						
BPB Series B 2015 Capitol Bond Proceeds Fund (0313)						
STATE CAPITOL BLDG REPRS	19.145	1127	40,000,000.00	2,288,979.37	37,711,020.00	0.63
STATE CAPITOL ANNEX RPRS	19.150	1128	35,000,000.00	244,655.86	34,755,344.00	0.14
BPB Series B 2015 State Facilities Bond Proceeds Fund (0316)						
OA MAINTENANCE & REPAIR	19.140	1126	13,444,468.00	83,788.52	13,360,679.00	0.48
<u>DEPARTMENT OF AGRICULTURE</u>						
<u>Missouri State Fair</u>						
BPB Series B 2015 State Facilities Bond Proceeds Fund (0316)						
STATE FAIR MAINT & REPR	19.155	1129	2,876,500.00	---	2,876,500.00	---
<u>DEPARTMENT OF ELEMENTARY AND SECONDARY EDUCATION</u>						
BPB Series B 2015 State Facilities Bond Proceeds Fund (0316)						
DESE MAINTENANCE & REPAIR	19.135	1125	4,499,739.00	74,613.75	4,425,125.00	0.25
<u>DEPARTMENT OF HIGHER EDUCATION</u>						
<u>State Colleges and Universities</u>						
BPB Series A 2015 Bond Proceeds Fund (0312) UMC LAFFERRE HALL	17.125	9136	37,311,634.00	17,893,027.49	19,418,606.00	0.51
BPB Series B 2015 Education Bond						

Proceeds Fund (0317)

CROWDER COLLEGE M&R	19.020	1040	1,983,872.00	463,383.61	1,520,488.00	0.39
EAST CENTRAL COLLEGE M&R	19.025	1041	1,849,015.00	201,261.13	1,647,753.00	0.87
JEFFERSON COLLEGE M&R	19.030	1042	2,122,144.00	---	2,122,144.00	---
METROPOLITAN COLLEGE M&R	19.035	1056	4,002,094.00	1,011,713.60	2,990,380.00	0.40
MINERAL AREA COLLEGE M&R	19.040	1060	1,882,981.00	549,091.20	1,333,889.00	0.80
MOBERLY AREA COLLEGE M&R	19.045	1062	2,068,081.00	164,749.86	1,903,331.00	0.14
NORTH CENTRAL COLLEGE M&R	19.050	1068	1,518,406.00	948,943.50	569,462.00	0.50
OZARKS TECH COLLEGE M&R	19.055	1069	3,312,940.00	---	3,312,940.00	---
ST CHARLES COLLEGE M&R	19.060	1072	2,382,612.00	897,666.41	1,484,945.00	0.59
ST LOUIS COLLEGE M&R	19.065	1073	5,245,143.00	450,258.08	4,794,884.00	0.92
STATE FAIR COLLEGE M&R	19.070	1076	1,994,724.00	83,902.91	1,910,821.00	0.09
THREE RIVERS COLLEGE M&R	19.075	1080	1,900,868.00	---	1,900,868.00	---
STATE TECH COLLEGE M&R	19.080	1109	1,071,984.00	109,276.95	962,707.00	0.05
UNIV OF CENTRAL MO M&R	19.085	1113	12,262,520.00	645,614.93	11,616,905.00	0.07
SOUTHEAST MO ST UNIV M&R	19.090	1114	10,082,458.00	73,493.26	10,008,964.00	0.74
MISSOURI STATE UNIV M&R	19.095	1115	18,925,377.00	378,394.73	18,546,982.00	0.27
LINCOLN UNIV M&R	19.100	1116	4,039,140.00	2,375,051.64	1,664,088.00	0.36
TRUMAN STATE UNIV M&R	19.105	1117	9,209,822.00	1,140,001.23	8,069,820.00	0.77
NW MO STATE UNIV M&R	19.110	1118	6,884,126.00	393,015.75	6,491,110.00	0.25
MO SOUTHERN ST UNIV M&R	19.115	1121	5,228,422.00	657,837.95	4,570,584.00	0.05
MO WESTERN ST UNIV M&R	19.120	1122	4,810,951.00	2,029,177.05	2,781,773.00	0.95
HARRIS-STOWE UNIV M&R	19.125	1123	2,204,580.00	210,951.49	1,993,628.00	0.51
UNIV OF MISSOURI M&R	19.130	1124	56,517,740.00	1,461,782.58	55,055,957.00	0.42
State Historical Society Series A 2016 Fund (0390)						
STL BUSINESS INCUBATOR	19.180	1043	8,000,000.00	---	---	8,000,000.00

DEPARTMENT OF TRANSPORTATION

State Road Fund (0320)

FLEET FAC & INFO SYS E&E	04.425	0118	61,000,000.00	60,087,328.33	---	912,671.67
DEBT SERVICE ON BONDS	04.410	3550	133,195,311.00	104,971,466.56	---	28,223,844.44
MAINTENANCE E&E	04.415	4399	223,906,284.00	184,355,670.78	---	39,550,613.22
CONSTRUCTION E&E	04.410	4402	19,558,170.00	18,785,029.62	---	773,140.38
CONSTRUCTION	04.410	4403	933,811,499.00	818,994,328.01	---	114,817,170.99
ADMINISTRATION PS	04.400	7435	18,362,108.00	17,601,506.89	---	760,601.11
ADMINISTRATION E&E	04.400	7436	7,347,562.00	5,752,336.66	---	1,595,225.34
FRINGES ADMIN PS	04.405	7438	13,850,867.00	11,992,238.80	---	1,858,628.20
FRINGES ADMIN E&E	04.405	7439	15,797,243.00	14,903,578.94	---	893,664.06
CONSTRUCTION PS	04.410	7440	65,972,745.00	59,896,078.89	---	6,076,666.11
FRINGES CONSTRUCTION PS	04.405	7443	50,128,728.00	42,492,122.69	---	7,636,605.31
FRINGES CONSTRUCTION E&E	04.405	7444	607,107.00	600,757.91	---	6,349.09
MAINTENANCE PS	04.415	7445	140,243,966.00	130,514,570.56	---	9,729,395.44

**STATE OF MISSOURI
SUMMARY OF APPROPRIATION ACTIVITY
CAPITAL PROJECTS FUNDS
FOR THE APPROPRIATION YEAR 2016**

	H.B. No.	Appr. No.	Appropriations	Expenditures and Transfers Out	Reappropriations to 2017	Lapse of Appropriations
FRINGES MAINTENANCE PS	04.405	7448	112,811,871.00	98,898,540.57	---	13,913,330.43
FRINGES MAINTENANCE E&E	04.405	7449	6,633,778.00	6,462,645.12	---	171,132.88
FLEET FAC & INFO SYS PS	04.425	7464	14,039,533.00	10,471,850.42	---	3,567,682.58
FRINGES FLT FAC&INFO-PS	04.405	7466	10,298,358.00	7,475,173.13	---	2,823,184.87
FRINGES FLT FAC&INFO-E&E	04.405	7467	244,493.00	148,369.05	---	96,123.95
MULTIMODAL OPS ADMIN PS	04.440	7468	462,873.00	442,405.64	---	20,467.36
FRINGES MULTIMODAL PS	04.405	7469	326,456.00	286,301.82	---	40,154.18
MULTIMODAL OPS ADMIN E&E	04.440	8904	39,852.00	20,047.70	---	19,804.30
ORGANIZATIONAL DUES	04.400	9168	70,000.00	59,612.00	---	10,388.00
State Road Fund - Series 2008 Fund (0321)						
CONSTRUCTION BONDS	04.410	2622	1.00	---	---	1.00
<u>DEPARTMENT OF MENTAL HEALTH</u>						
BPB Series B 2015 State Facilities Bond Proceeds Fund (0316)						
DMH MAINTENANCE & REPAIR	19.170	1144	15,006,465.00	592,643.32	14,413,821.00	0.68
Fulton State Hospital Series A 2014 Bond Proceeds Fund (0397)						
FSH RPLCMNT DESIGN & CONS	17.190	9354	196,459,036.00	34,459,508.35	161,999,527.00	0.65
<u>DEPARTMENT OF NATURAL RESOURCES</u>						
<u>Division of Environmental Quality</u>						
Stormwater - Series A 2002 - 37H Fund (0302)						
STORMWATER GRANTS	06.225	6137	10,000.00	---	---	10,000.00
Water Pollution Control Series A 2007 - 37G Fund (0329)						
RURAL WTR SWR GRNT & LOAN	06.225	3263	10,000.00	---	---	10,000.00
Water Pollution Control Series A 2007 - 37E Fund (0330)						
WASTEWATER FACILITY GRANT	06.225	3260	10,000.00	---	---	10,000.00
RURAL WTR SWR GRNT & LOAN	06.225	3262	10,000.00	---	---	10,000.00

Missouri State Parks

BPB Series B 2015 State Facilities Bond

Proceeds Fund (0316)

CNTRL RGN REPRS & UPGRDS	19.191	1149	653,720.00	1,619.99	652,100.00	0.01
LAKES RGN REPRS & UPGRDS	19.196	1151	3,005,070.00	11,621.18	2,993,448.00	0.82
NE RGN REPRS & UPGRDS	19.201	1159	2,054,654.00	---	2,054,654.00	---
KC RGN REPRS & UPGRDS	19.206	1162	713,068.00	---	713,068.00	---
SE RGN REPRS & UPGRDS	19.211	1163	1,581,992.00	---	1,581,992.00	---
STL RGN REPRS & UPGRDS	19.216	1164	1,991,496.00	245,385.56	1,746,110.00	0.44

DEPARTMENT OF PUBLIC SAFETY**Missouri Veterans Commission**

BPB Series B 2015 State Facilities Bond

Proceeds Fund (0316)

MVC MAINTENANCE & REPAIR	19.160	1138	14,500,000.00	293,441.10	14,206,558.00	0.90
--------------------------	--------	------	---------------	------------	---------------	------

DEPARTMENT OF SOCIAL SERVICES**Division of Youth Services**

BPB Series B 2015 State Facilities Bond

Proceeds Fund (0316)

DYS MAINTENANCE & REPAIR	19.175	1147	3,970,367.00	56,920.35	3,913,446.00	0.65
--------------------------	--------	------	--------------	-----------	--------------	------

DEPARTMENT OF CORRECTIONS

BPB Series B 2015 State Facilities Bond

Proceeds Fund (0316)

DOC MAINTENANCE & REPAIR	19.165	1142	13,521,545.00	415,238.32	13,106,306.00	0.68
--------------------------	--------	------	---------------	------------	---------------	------

Subtotals			2,420,522,219.00	1,666,578,935.86	511,833,071.00	242,110,212.14
-----------	--	--	------------------	------------------	----------------	----------------

Appropriated Transfers Out To:

Social Security Contributions Fund (0702)	05.450	T293	17,909,992.00	15,754,162.65	---	2,155,829.35
State Retirement Contributions Fund (0701)	05.465	T297	210,935.00	195,825.65	---	15,109.35
Missouri Consolidated Health Care Plan						
Benefit Fund (0765)	05.490	T304	297,019.00	229,046.06	---	67,972.94
State Road Fund (0320)	05.245	T541	10.00	9.36	---	0.64

Subtotals			18,417,956.00	16,179,043.72	---	2,238,912.28
-----------	--	--	---------------	---------------	-----	--------------

Totals			\$ 2,438,940,175.00	\$ 1,682,757,979.58	\$ 511,833,071.00	\$ 244,349,124.42
--------	--	--	---------------------	---------------------	-------------------	-------------------

**STATE OF MISSOURI
SUMMARY OF APPROPRIATION ACTIVITY
PERMANENT FUNDS
FOR THE APPROPRIATION YEAR 2016**

	H.B. No.	Appr. No.	Appropriations	Expenditures and Transfers Out	Reappropriations to 2017	Lapse of Appropriations
<u>DEPARTMENT OF HEALTH AND SENIOR SERVICES</u>						
<u>Division of Community and Public Health</u>						
Champ W. Smith and Mary C. Smith Memorial Endowment Trust Fund (0873)						
CHILD W/SPECIAL NEEDS	10.710	7727	\$ 10,000.00	\$ ---	\$ ---	\$ 10,000.00
<u>DEPARTMENT OF NATURAL RESOURCES</u>						
Confederate Memorial Park Fund (0812)						
REFUND ACCOUNTS	06.315	3546	165.00	---	---	165.00
Subtotals			10,165.00	---	---	10,165.00
<u>Appropriated Transfers Out To:</u>						
State School Money Fund (0616)	05.245	T541	6,397.00	6,396.73	---	0.27
Subtotals			6,397.00	6,396.73	---	0.27
Totals			\$ 16,562.00	\$ 6,396.73	\$ ---	\$ 10,165.27

**STATE OF MISSOURI
SUMMARY OF APPROPRIATION ACTIVITY
ENTERPRISE FUNDS
FOR THE APPROPRIATION YEAR 2016**

	H.B. No.	Appr. No.	Appropriations	Expenditures and Transfers Out	Reappropriations to 2017	Lapse of Appropriations
<u>EXECUTIVE</u>						
<u>Attorney General</u>						
Petroleum Storage Tank Insurance Fund (0585)						
ATTORNEY GENERAL PS	12.195	4203	\$ 79,620.00	\$ 71,914.83	\$ ---	\$ 7,705.17
Lottery Enterprise Fund (0657)						
ATTORNEY GENERAL PS	12.195	3335	56,946.00	56,946.00	---	---
ATTORNEY GENERAL ST OWNED	13.010	7785	4,501.00	4,477.68	---	23.32
<u>OFFICE OF ADMINISTRATION</u>						
<u>Division of Accounting</u>						
Federal Surplus Property Fund (0407)						
CMIA-FEDERAL PAYMENTS	05.220	9203	20,000.00	---	---	20,000.00
State Fair Fee Fund (0410)						
UNEMPLOYMENT BENEFITS	05.480	5991	22,030.00	7,202.18	---	14,827.82
State Park Earnings Fund (0415)						
UNEMPLOYMENT BENEFITS	05.480	5992	27,465.00	6,915.87	---	20,549.13
Missouri Veterans' Homes Fund (0460)						
UNEMPLOYMENT BENEFITS	05.480	5993	175,804.00	134,584.45	---	41,219.55
Petroleum Storage Tank Insurance Fund (0585)						
UNEMPLOYMENT BENEFITS	05.480	6152	115.00	114.15	---	0.85
Lottery Enterprise Fund (0657)						
UNEMPLOYMENT BENEFITS	05.480	6146	4,752.00	3,121.48	---	1,630.52
<u>Information Technology Services Division</u>						
Federal Surplus Property Fund (0407)						
OA IT CONSOLDIATION E&E	05.020	3605	112,639.00	31,500.00	---	81,139.00
Single-Purpose Animal Facilities Loan Program Fund (0408)						
MDA IT CONSOLIDATION E&E	05.020	1342	1,155.00	15.47	---	1,139.53
State Fair Fee Fund (0410)						
MDA IT CONSOLIDATION E&E	05.020	1344	9,624.00	2,608.40	---	7,015.60
Missouri Veterans' Homes Fund (0460)						
DPS IT CONSOLIDATION PS	05.020	1349	368,239.00	291,277.17	---	76,961.83
DPS IT CONSOLIDATION E&E	05.020	1350	921,952.00	496,275.78	---	425,676.22
Missouri Wine and Grape Fund (0787)						
MDA IT CONSOLIDATION E&E	05.020	1993	10,117.00	9,885.63	---	231.37

Division of Purchasing

Federal Surplus Property Fund (0407)

FIXED PRICE VEHICLE PRGM	05.050	0825	1,495,994.00	1,212,479.41	---	283,514.59
SURPLUS PROP RECYCLE PS	05.055	7018	47,876.00	47,876.00	---	---
SURPLUS PROPERTY PS	05.050	9347	778,706.00	547,471.06	---	231,234.94
SURPLUS PROPERTY E&E	05.050	9348	595,698.00	285,457.56	---	310,240.44
SURPLUS PROP RECYCLE E&E	05.055	9349	50,322.00	49,978.37	---	343.63

DEPARTMENT OF AGRICULTURESingle-Purpose Animal Facilities Loan Program
Fund (0408)

AGRICULTURE STATE OWNED	13.010	7680	4,189.00	4,186.08	---	2.92
State Fair Fee Fund (0410)						
AGRICULTURE INSTITUTIONAL	13.015	7687	497,177.00	497,177.00	---	---
Missouri Dairy Industry Revitalization Fund (0414)						
DAIRY IND REVITALIZATION	06.140	9357	2,500,000.00	---	---	2,500,000.00
Missouri Wine and Grape Fund (0787)						
AGRICULTURE STATE OWNED	13.010	8404	2,654.00	2,652.60	---	1.40

Office of the Director

State Fair Fee Fund (0410)

DIRECTOR'S OFFICE PS	06.005	8871	32,841.00	32,305.32	---	535.68
DIRECTOR'S OFFICE E&E	06.005	8874	3,597.00	3,597.00	---	---
Missouri Wine and Grape Fund (0787)						
DIRECTOR'S OFFICE PS	06.005	7928	13,683.00	12,714.31	---	968.69
DIRECTOR'S OFFICE E&E	06.005	7929	1,499.00	1,499.00	---	---

Agriculture Business DevelopmentSingle-Purpose Animal Facilities Loan Program
Fund (0408)

AG&SMALL BUS DEV AUTH PS	06.045	1790	111,628.00	70,080.00	---	41,548.00
AG&SMALL BUS DEV AUTH E&E	06.045	1795	46,006.00	3,758.75	---	42,247.25
Single-Purpose Animal Facilities Loan Guarantee Fund (0409)						
SINGL ANIMAL FAC LOAN PRG	06.055	6887	201,046.00	---	---	201,046.00
Agricultural Product Utilization and Business Development Loan Guarantee Fund (0411)						
MO VALUE-ADDED LOAN PRG	06.065	6888	624,501.00	---	---	624,501.00
Agricultural Product Utilization Grant Fund (0413)						
AG&SMALL BUS DEV AUTH E&E	06.045	9249	100.00	75.17	---	24.83
Missouri Wine and Grape Fund (0787)						
WINE AND GRAPE BOARD E&E	06.040	2107	1,598,695.00	1,469,018.60	---	129,676.40
WINE AND GRAPE BOARD PS	06.040	2130	263,952.00	258,534.79	---	5,417.21

**STATE OF MISSOURI
SUMMARY OF APPROPRIATION ACTIVITY
ENTERPRISE FUNDS
FOR THE APPROPRIATION YEAR 2016**

	H.B. No.	Appr. No.	Appropriations	Expenditures and Transfers Out	Reappropriations to 2017	Lapse of Appropriations
<u>Missouri State Fair</u>						
State Fair Fee Fund (0410)						
FUNDING TO START FAIR	06.125	0228	74,250.00	69,540.00	---	4,710.00
STATE FAIR ADMIN PS	06.120	0270	1,333,411.00	1,026,195.85	---	307,215.15
STATE FAIR ADMIN E&E	06.120	0274	2,599,740.00	2,431,901.36	---	167,838.64
STATE FAIR EQUIP REPLACE	06.130	1878	165,962.00	61,402.10	---	104,559.90
<u>State Land Survey</u>						
Land Survey Revolving Service Fund (0426)						
LAND SURVEY OPERATIONS E&E	06.115	8827	80,000.00	75,949.52	---	4,050.48
<u>DEPARTMENT OF NATURAL RESOURCES</u>						
State Park Earnings Fund (0415)						
SALES TAX GR REIMBURSE	06.320	2379	240,000.00	26,803.93	---	213,196.07
REFUND ACCOUNTS	06.315	2737	44,946.00	41,830.38	---	3,115.62
Natural Resources Revolving Services Fund (0425)						
DNR REVOLVING FUND	06.310	2132	2,921,745.00	2,619,421.09	---	302,323.91
SALES TAX GR REIMBURSE	06.320	3085	10,000.00	872.60	---	9,127.40
REFUND ACCOUNTS	06.315	3372	1,419.00	389.69	---	1,029.31
Historic Preservation Revolving Fund (0430)						
REFUND ACCOUNTS	06.315	3373	165.00	---	---	165.00
Petroleum Storage Tank Insurance Fund (0585)						
PETROLEUM RELATED ACT PS	06.230	0925	711,006.00	708,720.91	---	2,285.09
PETROLEUM RELATED ACT E&E	06.230	0926	68,354.00	68,354.00	---	---
DNR INTEGRATED DATA SYSTM	06.300	8954	43,255.00	---	---	43,255.00
<u>Petroleum Storage Tank Insurance Board</u>						
Petroleum Storage Tank Insurance Fund (0585)						
PETRO STORAGE TANK REFUND	06.280	2880	70,000.00	43,449.26	---	26,550.74
PETRO STORAGE TANK BD PS	06.280	3532	125,049.00	125,047.68	---	1.32
PETRO STORAGE TANK BD E&E	06.280	3533	2,095,354.00	1,172,488.03	---	922,865.97
PETRO STORAGE TANK INSUR	06.280	3534	20,000,000.00	16,523,546.23	---	3,476,453.77

Environmental Improvement and Energy Resources

State Environmental Improvement Authority
Fund (0654)

EIERA	06.340	8029	1.00	---	---	1.00
-------	--------	------	------	-----	-----	------

Department Operations

State Park Earnings Fund (0415)

DT OP-CONTRACT AUDITS E&E	06.200	2293	100,000.00	59,210.81	---	40,789.19
---------------------------	--------	------	------------	-----------	-----	-----------

Natural Resources Revolving Services
Fund (0425)

DEPT OPERATIONS PS	06.200	2141	41,894.00	25,905.45	---	15,988.55
--------------------	--------	------	-----------	-----------	-----	-----------

DEPT OPERATIONS E&E	06.200	2143	5,129.00	316.84	---	4,812.16
---------------------	--------	------	----------	--------	-----	----------

Missouri Geological Survey

Natural Resources Revolving Services
Fund (0425)

MGS OPERATIONS PS	06.260	1907	16,056.00	15,552.44	---	503.56
-------------------	--------	------	-----------	-----------	-----	--------

Missouri State Parks

State Park Earnings Fund (0415)

STATE PARK OPERATION PS	06.285	1940	1,296,835.00	986,017.87	---	310,817.13
-------------------------	--------	------	--------------	------------	-----	------------

STATE PARK OPERATION E&E	06.285	1941	1,702,740.00	1,150,411.59	---	552,328.41
--------------------------	--------	------	--------------	--------------	-----	------------

DNR SPENDING AUTHORITY	17.215	6599	35,476,608.00	23,705,972.58	11,770,635.00	0.42
------------------------	--------	------	---------------	---------------	---------------	------

GIFTS TO PARKS	06.285	7816	1,250,000.00	126,941.58	---	1,123,058.42
----------------	--------	------	--------------	------------	-----	--------------

PARKS RESALE	06.285	7817	1,750,000.00	1,184,918.01	---	565,081.99
--------------	--------	------	--------------	--------------	-----	------------

PARKS CONCESSIONS DEFAULT	06.285	7818	199,350.00	11,327.35	---	188,022.65
---------------------------	--------	------	------------	-----------	-----	------------

STATE PARK GRANTS	06.285	7820	250,000.00	63,720.67	---	186,279.33
-------------------	--------	------	------------	-----------	-----	------------

LAND PURCHASES ST PARKS	17.225	8534	227,595.00	134,995.00	92,600.00	---
-------------------------	--------	------	------------	------------	-----------	-----

DNR CI SPENDING AUTHORITY	17.225	8564	524,977.00	---	524,977.00	---
---------------------------	--------	------	------------	-----	------------	-----

PARKS CONCESSIONS DEFAULT PS	06.285	8764	51,914.00	51,667.27	---	246.73
------------------------------	--------	------	-----------	-----------	-----	--------

PRJS ST & HIST PROPERTIES	18.045	9282	200,000.00	114,128.00	85,872.00	---
---------------------------	--------	------	------------	------------	-----------	-----

DNR ROADS PARKING TRAILS	18.045	9285	390,000.00	98,788.17	291,211.00	0.83
--------------------------	--------	------	------------	-----------	------------	------

DNR M&R SPENDING AUTHORITY	18.045	9287	---	---	---	---
----------------------------	--------	------	-----	-----	-----	-----

IMPROVEMENTS STATE PARKS	18.045	9304	11,890,750.00	9,876,480.00	2,014,270.00	---
--------------------------	--------	------	---------------	--------------	--------------	-----

LAND PURCHASES ST PARKS	18.045	9306	325,000.00	---	325,000.00	---
-------------------------	--------	------	------------	-----	------------	-----

DNR CI SPENDING AUTHORITY	18.045	9308	---	---	---	---
---------------------------	--------	------	-----	-----	-----	-----

INTER EXHIBITS ST PARKS	18.045	9309	30,000.00	---	30,000.00	---
-------------------------	--------	------	-----------	-----	-----------	-----

VICKSBURG MONUMENT	06.285	9980	375,000.00	---	---	375,000.00
--------------------	--------	------	------------	-----	-----	------------

Historic Preservation Revolving Fund (0430)

HISTORIC PRESERVATION PS	06.290	1885	198,954.00	181,731.79	---	17,222.21
--------------------------	--------	------	------------	------------	-----	-----------

HISTORIC PRESERVATION E&E	06.290	1886	31,314.00	16,012.09	---	15,301.91
---------------------------	--------	------	-----------	-----------	-----	-----------

HISTORIC PRESERV GRANTS	06.290	7823	1,807,243.00	253,707.00	---	1,553,536.00
-------------------------	--------	------	--------------	------------	-----	--------------

HISTORIC PROPERTIES	18.045	9288	500,000.00	---	500,000.00	---
---------------------	--------	------	------------	-----	------------	-----

**STATE OF MISSOURI
SUMMARY OF APPROPRIATION ACTIVITY
ENTERPRISE FUNDS
FOR THE APPROPRIATION YEAR 2016**

	H.B. No.	Appr. No.	Appropriations	Expenditures and Transfers Out	Reappropriations to 2017	Lapse of Appropriations
<u>DEPARTMENT OF PUBLIC SAFETY</u>						
<u>Missouri Veterans Commission</u>						
Missouri Veterans' Homes Fund (0460)						
VETERANS HOMES PS	08.190	2342	52,373,750.00	50,204,428.42	---	2,169,321.58
VETERANS HOMES E&E	08.190	2344	22,118,246.00	21,179,374.10	---	938,871.90
REFUNDS	08.190	4570	1,274,400.00	470,860.37	---	803,539.63
VETERANS HOMES OVERTIME	08.190	7110	1,572,932.00	1,572,208.49	---	723.51
ADMIN & SERVICE PS	08.170	8735	523,440.00	398,897.82	---	124,542.18
ADMIN & SERVICE E&E	08.170	8737	131,588.00	80,297.89	---	51,290.11
<u>DEPARTMENT OF REVENUE</u>						
<u>Taxation Division</u>						
Petroleum Storage Tank Insurance Fund (0585)						
TAXATION PS	04.010	1704	27,834.00	25,681.21	---	2,152.79
TAXATION E&E	04.010	1705	1,071.00	211.92	---	859.08
<u>Missouri Lottery Commission</u>						
Lottery Enterprise Fund (0657)						
LOTTERY LEASING	13.005	3307	361,250.00	336,188.29	---	25,061.71
LOTTERY COMMISSION PRIZES	04.170	6215	174,075,218.00	174,075,217.56	---	0.44
LOTTERY INSTITUTIONAL	13.015	7669	120,775.00	120,775.00	---	---
LOTTERY ADVERTISING PD	04.165	8652	16,000,000.00	15,998,981.47	---	1,018.53
VENDOR PAYMENTS FOR GAMES	04.165	9001	28,371,477.00	28,371,477.00	---	---
LOTTERY COMMISSION PS	04.165	9156	6,936,517.00	6,782,746.69	---	153,770.31
LOTTERY HQ ROOF RPLCMNT	18.005	9330	1,043,218.00	---	1,043,218.00	---
LOTTERY COMMISSION E&E	04.165	9157	8,847,515.00	7,734,315.15	---	1,113,199.85
LOTTERY HQ RPLC UPS SYS	18.005	9332	430,501.00	23,438.00	407,063.00	---
Subtotals			414,120,871.00	376,044,516.63	17,084,846.00	20,991,508.37

Appropriated Transfers Out To:

General Revenue Fund (0101)	05.250	T044	17,013.00	17,013.00	---	---
Natural Resources Cost Allocation Fund (0500)	06.330	T062	23,634.00	22,328.00	---	1,306.00
Natural Resources Cost Allocation Fund (0500)	06.330	T063	1,975.00	1,867.00	---	108.00
Natural Resources Cost Allocation Fund (0500)	06.330	T070	41,978.00	39,661.00	---	2,317.00
Natural Resources Cost Allocation Fund (0500)	06.330	T088	224,642.00	207,240.00	---	17,402.00
Natural Resources Cost Allocation Fund (0500)	06.330	T089	18,778.00	17,324.00	---	1,454.00
Natural Resources Cost Allocation Fund (0500)	06.330	T097	129,112.00	119,110.00	---	10,002.00
Lottery Proceeds Fund (0291)	04.175	T275	308,993,403.00	308,993,403.00	---	---
General Revenue Fund (0101)	05.525	T285	2,288,593.00	2,245,346.00	---	43,247.00
Social Security Contributions Fund (0702)	05.450	T293	5,113,637.00	4,603,900.05	---	509,736.95
State Retirement Contributions Fund (0701)	05.465	T297	10,963,395.00	10,591,502.25	---	371,892.75
Missouri Consolidated Health Care Plan						
Benefit Fund (0765)	05.490	T304	15,534,483.00	14,992,321.98	---	542,161.02
Natural Resources Cost Allocation Fund (0500)	06.330	T320	299,996.00	278,733.00	---	21,263.00
Natural Resources Cost Allocation Fund (0500)	06.330	T322	25,077.00	23,300.00	---	1,777.00
Natural Resources Cost Allocation Fund (0500)	06.330	T327	98,698.00	92,501.00	---	6,197.00
Social Services and Other Sources Fund (0610)	05.060	T432	30,000.00	30,000.00	---	---
General Revenue Fund (0101)	05.250	T495	2,382.00	2,382.00	---	---
State Highways and Transportation						
Department Fund (0644)	04.150	T534	3,750,000.00	2,471,721.00	---	1,278,279.00
General Revenue Fund (0101)	05.245	T541	488,963.00	---	---	488,963.00
General Revenue Fund (0101)	05.250	T704	1,074.00	1,074.00	---	---
General Revenue Fund (0101)	05.250	T705	43,004.00	43,004.00	---	---
General Revenue Fund (0101)	05.250	T707	87,585.00	87,585.00	---	---
General Revenue Fund (0101)	05.250	T709	903.00	903.00	---	---
General Revenue Fund (0101)	05.250	T710	111.00	111.00	---	---
General Revenue Fund (0101)	05.250	T711	276,802.00	276,802.00	---	---
General Revenue Fund (0101)	05.250	T749	87,886.00	87,886.00	---	---
General Revenue Fund (0101)	05.250	T765	13,797.00	13,797.00	---	---
General Revenue Fund (0101)	05.250	T813	596.00	596.00	---	---
Subtotals			348,557,517.00	345,261,411.28	---	3,296,105.72
Totals			<u>\$ 762,678,388.00</u>	<u>\$ 721,305,927.91</u>	<u>\$ 17,084,846.00</u>	<u>\$ 24,287,614.09</u>

**STATE OF MISSOURI
SUMMARY OF APPROPRIATION ACTIVITY
INTERNAL SERVICE FUNDS
FOR THE APPROPRIATION YEAR 2016**

	H.B. No.	Appr. No.	Appropriations	Expenditures and Transfers Out	Reappropriations to 2017	Lapse of Appropriations
<u>LEGISLATURE</u>						
<u>Senate</u>						
Senate Revolving Fund (0535)						
SENATE CONTINGENT EXP	12.500	4505	\$ 40,000.00	\$ ---	\$ ---	\$ 40,000.00
<u>House of Representatives</u>						
House of Representatives Revolving Fund (0520)						
HOUSE REVOLVING FUND	12.505	3165	45,000.00	9,666.56	---	35,333.44
<u>JUDICIARY</u>						
<u>Judicial Proceedings and Review</u>						
Supreme Court Publications Revolving Fund (0525)						
JUD PROCEED & REVIEW E&E	12.300	4506	150,000.00	33,712.95	---	116,287.05
<u>EXECUTIVE</u>						
<u>State Treasurer</u>						
Central Check Mailing Service Revolving Fund (0515)						
STATE TREASURER PS	12.150	0843	12,139.00	10,615.50	---	1,523.50
STATE TREASURER E&E	12.150	2212	225,000.00	71,908.28	---	153,091.72
<u>OFFICE OF ADMINISTRATION</u>						
State Facility Maintenance and Operation Fund (0501)						
OA LEASING	13.005	1066	247,448.00	213,656.63	---	33,791.37
OA STATE OWNED	13.010	7674	528,300.00	502,451.10	---	25,848.90
Office of Administration Revolving Administrative Trust Fund (0505)						
OA LEASING	13.005	1067	176,949.00	131,459.45	---	45,489.55
<u>Division of Accounting</u>						
Natural Resources Cost Allocation Fund (0500)						
UNEMPLOYMENT BENEFITS	05.480	6155	23,699.00	1,775.84	---	21,923.16

State Facility Maintenance and Operation
Fund (0501)

UNEMPLOYMENT BENEFITS	05.480	5994	66,949.00	3,681.93	---	63,267.07
MDFB LEASE/PURCHASE	05.170	6753	2,427,407.00	2,427,395.71	---	11.29
DIFP Administrative Fund (0503)						
UNEMPLOYMENT BENEFITS	05.480	6715	283.00	---	---	283.00
Office of Administration Revolving Administrative Trust Fund (0505)						
UNEMPLOYMENT BENEFITS	05.480	5999	4,000.00	---	---	4,000.00
Working Capital Revolving Fund (0510)						
UNEMPLOYMENT BENEFITS	05.480	6000	7,997.00	6,200.61	---	1,796.39
Economic Development Administrative Fund (0547)						
UNEMPLOYMENT BENEFITS	05.480	6673	1,196.00	---	---	1,196.00
Professional Registration Fees Fund (0689)						
UNEMPLOYMENT BENEFITS	05.480	6006	5,118.00	2,830.05	---	2,287.95

Information Technology Services Division

Natural Resources Cost Allocation Fund (0500)

DNR IT CONSOLIDATION PS	05.020	1351	2,297,166.00	1,959,245.20	---	337,920.80
DNR IT CONSOLIDATION E&E	05.020	1360	3,395,680.00	3,373,849.15	---	21,830.85
State Facility Maintenance and Operation Fund (0501)						
OA IT CONSOLIDATION PS	05.020	3610	92,380.00	72,698.34	---	19,681.66
OA IT CONSOLIDATION E&E	05.020	3611	328,084.00	327,713.81	---	370.19
DIFP Administrative Fund (0503)						
DIFP IT CONSOLIDATION PS	05.020	3691	102,381.00	16,812.05	---	85,568.95
DIFP IT CONSOLIDATION E&E	05.020	3692	26,836.00	23,267.00	---	3,569.00
Office of Administration Revolving Administrative Trust Fund (0505)						
OA IT CONSOLIDATION PS	05.020	3601	10,100.00	---	---	10,100.00
OA IT CONSOLIDATION E&E	05.020	3602	25,000.00	---	---	25,000.00
Working Capital Revolving Fund (0510)						
DOC IT CONSOLIDATION PS	05.020	1362	54,334.00	14,302.78	---	40,031.22
DOC IT CONSOLIDATION E&E	05.020	1363	175,390.00	84,284.57	---	91,105.43
Inmate Fund (0540)						
DOC IT CONSOLIDATION E&E	05.020	2253	15,200.00	---	---	15,200.00
Social Services Administrative Trust Fund (0545)						
DSS IT CONSOLIDATION PS	05.020	1365	27.00	---	---	27.00
DSS IT CONSOLIDATION E&E	05.020	1366	400,622.00	26,444.00	---	374,178.00

**STATE OF MISSOURI
SUMMARY OF APPROPRIATION ACTIVITY
INTERNAL SERVICE FUNDS
FOR THE APPROPRIATION YEAR 2016**

	H.B. No.	Appr. No.	Appropriations	Expenditures and Transfers Out	Reappropriations to 2017	Lapse of Appropriations
Economic Development Administrative Fund (0547)						
DED IT CONSOLIDATION PS	05.020	1369	441,489.00	53,950.67	---	387,538.33
DED IT CONSOLIDATION E&E	05.020	1371	731,390.00	48,216.91	---	683,173.09
Professional Registration Fees Fund (0689)						
DIFP IT CONSOLIDATION PS	05.020	1615	363,945.00	360,983.33	---	2,961.67
DIFP IT CONSOLIDATION E&E	05.020	1616	1,591,704.00	565,924.97	---	1,025,779.03
MO Revolving Info Tech Trust Fund (0980)						
OA IT CONSOLIDATION PS	05.020	8110	7,440,862.00	6,305,923.69	---	1,134,938.31
OA IT CONSOLIDATION E&E	05.020	8111	38,732,527.00	30,182,268.61	---	8,550,258.39
TELECOM REVOLVING FUND	05.025	8112	44,700,697.00	30,449,094.20	---	14,251,602.80
ITSD UC DEBT PAYMENT	05.190	8114	3,419,186.00	3,419,185.72	---	0.28
<u>Division of Facilities Management,</u>						
<u>Design and Construction</u>						
State Facility Maintenance and Operation Fund (0501)						
FM DC OPERATIONS E&E	05.080	2148	34,152,987.00	34,152,110.68	---	876.32
FM DC OPERATIONS PS	05.080	2605	19,077,521.00	18,287,334.23	---	790,186.77
FACILITY SERVICES	05.090	2607	2,000,000.00	894,809.12	---	1,105,190.88
MANSION DONATIONS	05.075	3046	60,000.00	18,979.70	---	41,020.30
Office of Administration Revolving Administrative Trust Fund (0505)						
MULTI TENANT ST OWN	13.020	2777	378,314.00	317,737.66	---	60,576.34
MULTI TENANT INSTIT	13.020	3741	591,400.00	581,136.56	---	10,263.44
MULTI TENANT LEASING	13.020	6194	530,286.00	2,647.11	---	527,638.89
COST REIMBURSEMENT	18.040	9280	241,700.00	117.03	241,582.00	0.97
<u>Division of General Services</u>						
Office of Administration Revolving Administrative Trust Fund (0505)						
DIV OF GENERAL SERVS PS	05.095	4538	2,849,404.00	2,408,075.19	---	441,328.81
DIV OF GENERAL SERVS E&E	05.095	4540	979,728.00	587,710.38	---	392,017.62
REBILLABLE EXPENSES	05.110	6259	16,000,000.00	11,960,181.73	---	4,039,818.27

Division of Personnel

Office of Administration Revolving Administrative

Trust Fund (0505)

DIV PERSONNEL E&E	05.035	2249	471,489.00	278,946.96	---	192,542.04
DIV PERSONNEL PS	05.035	8007	175,913.00	38,506.16	---	137,406.84
MO Revolving Info Tech Trust Fund (0980)						
OA HR CONSOLIDATION PS	05.035	8379	91,199.00	81,602.67	---	9,596.33
OA HR CONSOLIDATION E&E	05.035	8380	3,600.00	3,542.39	---	57.61

Division of Purchasing

Office of Administration Revolving Administrative

Trust Fund (0505)

BID & PERFORM BOND REFUND	05.045	7349	3,000,000.00	---	---	3,000,000.00
---------------------------	--------	------	--------------	-----	-----	--------------

Missouri Public Entity Risk Management

Office of Administration Revolving Administrative

Trust Fund (0505)

MOPERM PS	05.145	8471	670,077.00	666,277.88	---	3,799.12
MOPERM E&E	05.145	8472	47,500.00	11,509.79	---	35,990.21

**DEPARTMENT OF INSURANCE,
FINANCIAL INSTITUTIONS AND
PROFESSIONAL REGISTRATION**

DIFP Administrative Fund (0503)

DEPT ADMINISTRATION PS	07.400	3652	142,772.00	140,238.96	---	2,533.04
DEPT ADMINISTRATION E&E	07.400	3653	38,126.00	28,681.26	---	9,444.74

Professional Registration Fees Fund (0689)

INSURANCE LEASING	13.005	3736	9,088.00	7,913.26	---	1,174.74
INSURANCE STATE OWNED	13.010	7712	188,369.00	188,362.32	---	6.68

Professional Registration

Professional Registration Fees Fund (0689)

EXAMINATION & OTHER FEES	07.465	1010	252,000.00	103,460.00	---	148,540.00
PR ADMINISTRATION PS	07.465	1032	3,429,538.00	3,274,899.92	---	154,638.08
PR ADMINISTRATION E&E	07.465	2207	1,037,295.00	768,605.76	---	268,689.24
PR REFUNDS	07.465	5407	125,000.00	37,160.30	---	87,839.70

DEPARTMENT OF ECONOMIC DEVELOPMENT

Economic Development Administrative

Fund (0547)

DED STATE OWNED	13.010	7706	43,876.00	43,876.00	---	---
-----------------	--------	------	-----------	-----------	-----	-----

**STATE OF MISSOURI
SUMMARY OF APPROPRIATION ACTIVITY
INTERNAL SERVICE FUNDS
FOR THE APPROPRIATION YEAR 2016**

	H.B. No.	Appr. No.	Appropriations	Expenditures and Transfers Out	Reappropriations to 2017	Lapse of Appropriations
<u>Administrative Services</u>						
Economic Development Administrative Fund (0547)						
REFUNDS	07.005	0812	12,000.00	---	---	12,000.00
ADMINISTRATIVE SVS E&E	07.005	2174	347,173.00	90,594.35	---	256,578.65
ADMINISTRATIVE SVS PS	07.005	3614	791,483.00	699,284.71	---	92,198.29
<u>Division of Business and Community Services</u>						
Economic Development Administrative Fund (0547)						
SALES PS	07.015	2404	6,949.00	---	---	6,949.00
MARKETING PS	07.015	2430	44,556.00	---	---	44,556.00
<u>DEPARTMENT OF MENTAL HEALTH</u>						
Mental Health Interagency Payments Fund (0109)						
REFUNDS	10.030	4417	100.00	---	---	100.00
Inmate Fund (0540)						
REFUNDS	10.030	4418	100.00	---	---	100.00
<u>Division of Alcohol and Drug Abuse</u>						
Mental Health Interagency Payments Fund (0109)						
ADA TREATMENT SERVICES	10.110	7648	30,000.00	---	---	30,000.00
Inmate Fund (0540)						
ADA TREATMENT SVC	10.110	1047	3,513,779.00	2,763,779.00	---	750,000.00
<u>Division of Comprehensive Psychiatric Services</u>						
Mental Health Interagency Payments Fund (0109)						
ADULT COMMUNITY PROGRAM	10.210	1856	1,310,572.00	50,441.14	---	1,260,130.86
FULTON STATE HOSPITAL E&E	10.300	5273	250,000.00	198,754.25	---	51,245.75
YOUTH COMMUNITY PROGRAM	10.225	7425	600,000.00	591,778.33	---	8,221.67
Office of Administration Revolving Administrative Trust Fund (0505)						
COST REIMBURSEMENT	18.040	9280	8,300.00	8,300.00	---	---

Division of Developmental Disabilities

Mental Health Interagency Payments Fund (0109)

DFS CLIENTS	10.410	0399	10,755,000.00	7,993,303.52	---	2,761,696.48
COMMUNITY PROGRAMS	10.410	7649	555,500.00	2,766.53	---	552,733.47
CP PROVIDER RATE	10.410	9840	166,880.00	---	---	166,880.00

DEPARTMENT OF NATURAL RESOURCES

Natural Resources Cost Allocation Fund (0500)

REFUND ACCOUNTS	06.315	2738	3,478.00	704.10	---	2,773.90
DNR LEASING	13.005	4307	1,144,292.00	1,037,279.04	---	107,012.96
DNR STATE OWNED	13.010	7690	503,502.00	503,353.56	---	148.44

Department Operations

Natural Resources Cost Allocation Fund (0500)

DEPT OPERATIONS PS	06.200	1813	2,325,284.00	2,324,511.11	---	772.89
DEPT OPERATIONS E&E	06.200	1815	534,389.00	531,568.22	---	2,820.78

Division of Environmental Quality

Natural Resources Cost Allocation Fund (0500)

ENVIRONMENTAL QUALITY PS	06.225	1873	276,620.00	271,297.26	---	5,322.74
ENVIRONMENTAL QUALITY E&E	06.225	1879	151,837.00	98,661.40	---	53,175.60
REGIONAL OFFICES PS	06.225	7316	379,611.00	331,204.00	---	48,407.00

Missouri Geological Survey

Natural Resources Cost Allocation Fund (0500)

MGS OPERATIONS PS	06.260	2402	16,418.00	16,417.58	---	0.42
MGS OPERATIONS E&E	06.260	2409	4,105.00	3,729.41	---	375.59

Missouri State Parks

Natural Resources Cost Allocation Fund (0500)

STATE PARK OPERATION PS	06.285	1952	890,143.00	789,531.45	---	100,611.55
STATE PARK OPERATION E&E	06.285	1953	68,159.00	62,379.46	---	5,779.54

DEPARTMENT OF PUBLIC SAFETY**Adjutant General**

Adjutant General Revolving Fund (0530)

A G ARMORY RENTALS	08.270	4767	25,000.00	10,000.00	---	15,000.00
--------------------	--------	------	-----------	-----------	-----	-----------

DEPARTMENT OF SOCIAL SERVICES**Division of Finance and Administrative Services**

Social Services Administrative Trust Fund (0545)

FINANCE & ADMIN SRVS PS	11.040	3115	4,068.00	---	---	4,068.00
-------------------------	--------	------	----------	-----	-----	----------

**STATE OF MISSOURI
SUMMARY OF APPROPRIATION ACTIVITY
INTERNAL SERVICE FUNDS
FOR THE APPROPRIATION YEAR 2016**

	H.B. No.	Appr. No.	Appropriations	Expenditures and Transfers Out	Reappropriations to 2017	Lapse of Appropriations
FINANCE & ADMIN SRVS E&E	11.040	3116	317.00	---	---	317.00
CENTRALIZED INVENTORY SYS	11.040	3119	1,200,000.00	1,011,901.85	---	188,098.15
<u>DEPARTMENT OF CORRECTIONS</u>						
Working Capital Revolving Fund (0510)						
FUEL AND UTILITIES	09.045	4281	1,425,607.00	1,252,919.24	---	172,687.76
CORRECTIONS LEASING	13.005	6073	174,914.00	172,630.46	---	2,283.54
Inmate Fund (0540)						
REENTRY E&E	09.010	5539	199,500.00	105,994.97	---	93,505.03
<u>Division of Human Services</u>						
Inmate Fund (0540)						
DHS STAFF PS	09.035	6067	140,870.00	87,548.50	---	53,321.50
DHS STAFF E&E	09.035	6068	34,068.00	---	---	34,068.00
<u>Division of Offender Rehabilitative Services</u>						
Working Capital Revolving Fund (0510)						
VOCATIONAL ENTERPRIS E&E	09.215	2776	22,000,000.00	16,569,509.42	---	5,430,490.58
VOCATIONAL ENTERPRISES PS	09.215	2967	7,037,734.00	5,627,325.46	---	1,410,408.54
<u>Division of Adult Institutions</u>						
Inmate Fund (0540)						
BOONVILLE CORR CTR	09.120	1083	35,554.00	---	---	35,554.00
OZARK CORR CTR PS	09.095	1996	273,383.00	---	---	273,383.00
TIPTON CORR CTR	09.145	6069	91,881.00	---	---	91,881.00
KC COMM RELEASE CTR	09.230	6072	24,680.00	8,737.50	---	15,942.50
CHILLICOTHE CORR CTR PS	09.115	6112	29,173.00	---	---	29,173.00
KC REENTRY CENTER PS	09.181	9366	24,681.00	24,465.00	---	216.00
<u>Division of Probation and Parole</u>						
Inmate Fund (0540)						
RESIDENTIAL TRTMNT FAC	09.245	1467	3,989,458.00	3,395,871.94	---	593,586.06
ELECTRONIC MONITORING	09.250	2228	1,780,289.00	742,437.65	---	1,037,851.35
LOCAL SENTENCING INITIAT	09.240	2302	40,000.00	39,990.00	---	10.00

DOC COMMAND CENTER PS	09.235	2921	566,600.00	522,047.56	---	44,552.44
P&P STAFF E&E	09.220	6071	4,703,605.00	1,351,764.87	---	3,351,840.13
COM SUPERVISION CNT E&E	09.255	7642	440,000.00	329,955.29	---	110,044.71

Subtotals			263,825,279.00	205,206,680.76	241,582.00	58,377,016.24
-----------	--	--	----------------	----------------	------------	---------------

Appropriated Transfers Out To:

State Legal Expense Fund (0692)	05.115	T234	17,435.00	---	---	17,435.00
General Revenue Fund (0101)	05.525	T285	1,115,831.00	1,002,638.00	---	113,193.00
Social Security Contributions Fund (0702)	05.450	T293	3,917,392.00	3,196,997.86	---	720,394.14
State Retirement Contributions Fund (0701)	05.465	T297	9,741,367.00	7,728,089.01	---	2,013,277.99
Missouri Consolidated Health Care Plan Benefit Fund (0765)	05.490	T304	10,713,696.00	10,380,038.43	---	333,657.57
General Revenue Fund (0101)	05.225	T483	1.00	---	---	1.00
Hearing Instrument Specialist Fund (0247)	05.245	T541	5.51	5.51	---	---
State Committee of Interpreters Fund (0256)	05.245	T541	14.68	14.68	---	---
Board of Geologist Registration Fund (0263)	05.245	T541	18.35	18.35	---	---
Missouri Real Estate Appraisers and Appraisal Management Company Fund (0561)	05.245	T541	55.97	55.97	---	---
Endowed Care Cemetery Audit Fund (0562)	05.245	T541	2.75	2.75	---	---
Licensed Social Workers Fund (0574)	05.245	T541	144.98	144.98	---	---
State Committee of Psychologists Fund (0580)	05.245	T541	48.63	48.63	---	---
State Board of Accountancy Fund (0627)	05.245	T541	439.53	439.52	---	0.01
State Board of Podiatric Medicine Fund (0629)	05.245	T541	7.34	7.34	---	---
State Board of Chiropractic Examiners Fund (0630)	05.245	T541	48.63	48.63	---	---
Board of Embalmers and Funeral Directors Fund (0633)	05.245	T541	129.38	129.38	---	---
Board of Registration for Healing Arts Fund (0634)	05.245	T541	867.14	867.11	---	0.03
State Board of Nursing Fund (0635)	05.245	T541	2,650.96	2,650.87	---	0.09
Optometry Fund (0636)	05.245	T541	27.53	27.53	---	---
Board of Pharmacy Fund (0637)	05.245	T541	701.05	701.03	---	0.02
Real Estate Commission Fund (0638)	05.245	T541	848.79	848.76	---	0.03
Veterinary Medical Board Fund (0639)	05.245	T541	101.81	101.81	---	---
Committee of Professional Counselors Fund (0672)	05.245	T541	109.19	109.19	---	---
Dental Board Fund (0677)	05.245	T541	222.06	222.05	---	0.01
State Board for Architects, Professional Engineers, Land Surveyors and Landscape Architects Fund (0678)	05.245	T541	576.26	576.24	---	0.02
Athletic Fund (0693)	05.245	T541	44.96	44.96	---	---
Athletic Agent Fund (0774)	05.245	T541	1.84	1.84	---	---
Board of Cosmetology and Barber Examiners Fund (0785)	05.245	T541	1,681.97	1,681.91	---	0.06

**STATE OF MISSOURI
SUMMARY OF APPROPRIATION ACTIVITY
INTERNAL SERVICE FUNDS
FOR THE APPROPRIATION YEAR 2016**

	H.B. No.	Appr. No.	Appropriations	Expenditures and Transfers Out	Reappropriations to 2017	Lapse of Appropriations
Board of Private Investigators and Private Fire						
Investigator Examiners Fund (0802)	05.245	T541	16.52	16.52	---	---
Marital and Family Therapists' Fund (0820)	05.245	T541	5.51	5.51	---	---
Respiratory Care Practitioners Fund (0833)	05.245	T541	93.59	93.59	---	---
Missouri Board of Occupational Therapy Fund (0845)	05.245	T541	96.35	96.35	---	---
Dietitian Fund (0857)	05.245	T541	37.62	37.62	---	---
Interior Designer Council Fund (0877)	05.245	T541	1.84	1.84	---	---
Acupuncturist Fund (0882)	05.245	T541	2.75	2.75	---	---
Tattoo Fund (0883)	05.245	T541	32.12	32.12	---	---
Massage Therapy Fund (0884)	05.245	T541	140.39	140.39	---	---
General Revenue Fund (0101)	12.185	T548	122,852.00	122,851.71	---	0.29
DIFP Administrative Fund (0503)	07.405	T896	200,000.00	176,889.70	---	23,110.30
State Board of Nursing Fund (0635)	07.550	T902	320,000.00	---	---	320,000.00
E-Procurement and State Technology Fund (0495)	05.030	T979	2,000,000.00	---	---	2,000,000.00
Subtotals			28,157,750.00	22,616,680.44	---	5,541,069.56
Totals			\$ 291,983,029.00	\$ 227,823,361.20	\$ 241,582.00	\$ 63,918,085.80

**STATE OF MISSOURI
SUMMARY OF APPROPRIATION ACTIVITY
AGENCY FUNDS
FOR THE APPROPRIATION YEAR 2016**

	<u>H.B. No.</u>	<u>Appr. No.</u>	<u>Appropriations</u>	<u>Expenditures and Transfers Out</u>	<u>Reappropriations to 2017</u>	<u>Lapse of Appropriations</u>
<u>JUDICIARY</u>						
<u>Circuit Courts</u>						
Circuit Courts Escrow Fund (0718)						
CIRCUIT COURT DEBT OFFSET	12.320	1209	\$ 2,462,589.00	\$ 2,235,559.99	\$ ---	\$ 227,029.01
CIRCUIT CT DEBT OFFSET EE	12.320	1210	5,500.00	---	---	5,500.00
<u>Debt Offset Escrow Fund</u>						
Debt Offset Escrow Fund (0753)						
DEBT OFFSET ESCROW FUND	12.400	3023	1,200,000.00	995,229.25	---	204,770.75
<u>OFFICE OF ADMINISTRATION</u>						
<u>Division of Accounting</u>						
State Retirement Contributions Fund (0701)						
RETIREMENT SYSTEM CONTR	05.470	9179	338,706,920.00	318,496,253.96	---	20,210,666.04
Social Security Contributions Fund (0702)						
OASDHI CONTRIBUTIONS	05.460	0136	158,795,974.00	147,007,467.25	---	11,788,506.75
Missouri Consolidated Health Care Plan Benefit Fund (0765)						
MOCHCP CONTRIBUTIONS	05.495	1335	391,550,559.00	388,314,146.43	---	3,236,412.57
Missouri State Employees' Voluntary Life Insurance Fund (0910)						
VOLUNTARY LIFE INSURANCE	05.505	0045	3,900,000.00	3,611,967.94	---	288,032.06
<u>Division of Purchasing</u>						
Proceeds of Surplus Property Sales Fund (0710)						
SURPLUS PROP SALE PROCEED	05.065	1576	299,894.00	254,456.71	---	45,437.29
<u>DEPARTMENT OF AGRICULTURE</u>						
<u>Division of Animal Health</u>						
Agriculture Bond Trustee Fund (0756)						
BOND TRUSTEE ACCOUNT	06.085	3120	129,000.00	---	---	129,000.00

DEPARTMENT OF ECONOMIC DEVELOPMENT**Division of Workforce Development**

Missouri Community College Job Retention

Training Program Fund (0717)

JOB RETENTION TRG PRG	07.140	7151	10,000,000.00	6,452,185.62	---	3,547,814.38
-----------------------	--------	------	---------------	--------------	-----	--------------

**DEPARTMENT OF ELEMENTARY AND
SECONDARY EDUCATION****Office of Special Education**

Debt Offset Escrow Fund (0753)

MOAT-DEBT OFFSET ESCROW	02.225	9112	1,000.00	---	---	1,000.00
-------------------------	--------	------	----------	-----	-----	----------

DEPARTMENT OF HIGHER EDUCATION**Higher Education Administration**

Debt Offset Escrow Fund (0753)

LOAN PRGM REFUND OFFSET	03.115	2000	750,000.00	562,669.97	---	187,330.03
-------------------------	--------	------	------------	------------	-----	------------

CC TAX REFUND OFFSET	03.200	3386	2,556,000.00	2,042,096.10	---	513,903.90
----------------------	--------	------	--------------	--------------	-----	------------

Proprietary School Bond Fund (0760)

PROPRIETARY SCHOOL BOND	03.015	7986	400,000.00	---	---	400,000.00
-------------------------	--------	------	------------	-----	-----	------------

State Colleges and Universities

Debt Offset Escrow Fund (0753)

STATE TECH COLLEGE OF MO	03.205	0076	30,000.00	---	---	30,000.00
--------------------------	--------	------	-----------	-----	-----	-----------

UNIVERSITY OF CENTRAL MO	03.210	2004	200,000.00	140,986.02	---	59,013.98
--------------------------	--------	------	------------	------------	-----	-----------

SOUTHEAST MO STATE UNIV	03.215	2008	200,000.00	97,038.53	---	102,961.47
-------------------------	--------	------	------------	-----------	-----	------------

MO STATE UNIVERSITY	03.220	2011	300,000.00	244,924.02	---	55,075.98
---------------------	--------	------	------------	------------	-----	-----------

LINCOLN UNIVERSITY	03.225	2014	200,000.00	36,063.24	---	163,936.76
--------------------	--------	------	------------	-----------	-----	------------

TRUMAN STATE UNIVERSITY	03.230	2017	200,000.00	9,011.55	---	190,988.45
-------------------------	--------	------	------------	----------	-----	------------

NORTHWEST MO STATE UNIV	03.235	2020	200,000.00	83,733.10	---	116,266.90
-------------------------	--------	------	------------	-----------	-----	------------

MO SOUTHERN ST UNIVERSITY	03.240	2023	200,000.00	3,759.16	---	196,240.84
---------------------------	--------	------	------------	----------	-----	------------

MO WESTERN ST UNIVERSITY	03.245	2026	200,000.00	179,397.72	---	20,602.28
--------------------------	--------	------	------------	------------	-----	-----------

HARRIS STOWE ST UNIV	03.250	2030	200,000.00	81,565.59	---	118,434.41
----------------------	--------	------	------------	-----------	-----	------------

UNIV OF MISSOURI CAMPUSES	03.255	2034	1,400,000.00	579,603.00	---	820,397.00
---------------------------	--------	------	--------------	------------	-----	------------

**DEPARTMENT OF HEALTH AND
SENIOR SERVICES**

Debt Offset Escrow Fund (0753)

DEBT OFFSET ESCROW	10.615	0258	20,000.00	6,147.97	---	13,852.03
--------------------	--------	------	-----------	----------	-----	-----------

REFUNDS	10.620	7340	9,995.00	---	---	9,995.00
---------	--------	------	----------	-----	-----	----------

**STATE OF MISSOURI
SUMMARY OF APPROPRIATION ACTIVITY
AGENCY FUNDS
FOR THE APPROPRIATION YEAR 2016**

	H.B. No.	Appr. No.	Appropriations	Expenditures and Transfers Out	Reappropriations to 2017	Lapse of Appropriations
<u>Division of Community and Public Health</u>						
Breast Cancer Awareness Trust Fund (0915)						
DIV COMM&PUBLIC HLTH PROG	10.710	8370	5,000.00	4,981.89	---	18.11
<u>DEPARTMENT OF LABOR AND INDUSTRIAL RELATIONS</u>						
<u>Division of Employment Security</u>						
Debt Offset Escrow Fund (0753)						
DEBT OFFSET ESCROW FUND	07.895	2146	5,000,000.00	1,167,694.72	---	3,832,305.28
<u>DEPARTMENT OF MENTAL HEALTH</u>						
Debt Offset Escrow Fund (0753)						
REFUNDS	10.030	1837	100,000.00	9,201.43	---	90,798.57
<u>DEPARTMENT OF PUBLIC SAFETY</u>						
<u>Adjutant General</u>						
Missouri Military Family Relief Fund (0719)						
MO MILITARY FAMILY RELIEF	08.275	1173	140,000.00	116,291.30	---	23,708.70
MO MIL FAMILY RELIEF E&E	08.275	2925	10,000.00	---	---	10,000.00
<u>DEPARTMENT OF REVENUE</u>						
American Cancer Society, Heartland Division, Inc. Fund (0700)						
INCOME TAX CHECK OFF DIST	04.145	7296	12,200.00	9,088.02	---	3,111.98
ALS Lou Gehrig's Disease Fund (0703)						
INCOME TAX CHECK OFF DIST	04.145	7297	3,500.00	3,423.28	---	76.72
Muscular Dystrophy Association Fund (0707)						
INCOME TAX CHECK OFF DIST	04.145	7299	2,500.00	884.52	---	1,615.48
Arthritis Foundation Fund (0708)						
INCOME TAX CHECK OFF DIST	04.145	7300	2,500.00	1,368.44	---	1,131.56
National Multiple Sclerosis Society Fund (0709)						
INCOME TAX CHECK OFF DIST	04.145	7301	3,500.00	1,879.70	---	1,620.30
American Diabetes Association Gateway Area Fund (0713)						
INCOME TAX CHECK OFF DIST	04.145	7302	4,500.00	3,014.07	---	1,485.93

American Heart Association Fund (0714)						
INCOME TAX CHECK OFF DIST	04.145	7303	3,800.00	3,793.86	---	6.14
March of Dimes Fund (0716)						
INCOME TAX CHECK OFF DIST	04.145	7304	4,500.00	2,307.42	---	2,192.58
Debt Offset Escrow Fund (0753)						
DEBT OFFSET	04.115	3985	289,000.00	288,689.61	---	310.39
DEBT OFFSET ST RECIPROCAL	04.115	6957	875,119.00	617,847.31	---	257,271.69
Pediatric Cancer Res Trust Fund (0959)						
INCOME TAX CHECK OFF DIST	04.145	1187	6,000.00	5,822.75	---	177.25
American Red Cross Trust Fund (0987)						
INCOME TAX CHECK OFF DIST	04.145	8166	7,000.00	4,489.23	---	2,510.77

DEPARTMENT OF SOCIAL SERVICES

Family Support Division

Debt Offset Escrow Fund (0753)						
DISTRIBUTION PASS THROUGH	11.185	1716	9,000,000.00	3,102,318.86	---	5,897,681.14
Subtotals			929,586,550.00	876,777,359.53	---	52,809,190.47

Appropriated Transfers Out To:

Child Support Enforcement Fund (0169)	11.190	T492	245,000.00	---	---	245,000.00
Social Services and Other Sources Fund (0610)	11.190	T494	955,000.00	---	---	955,000.00
General Revenue Fund (0101)	12.180	T546	100,000.00	25,978.81	---	74,021.19
Inmate Fund (0540)	09.220	T623	1,300,000.00	1,100,000.00	---	200,000.00
General Revenue Fund (0101)	05.070	T975	228,327.32	228,327.32	---	---
Vocational Rehabilitation Fund (0104)	05.070	T975	11,098.29	11,098.29	---	---
Elementary and Secondary Education Fund (0105)	05.070	T975	191.40	191.40	---	---
Mental Health Interagency Payments Fund (0109)	05.070	T975	131.80	131.80	---	---
Labor and Industrial Relations Administrative Fund (0122)	05.070	T975	236.78	236.78	---	---
Economic Development - Community Development Block Grant (Administration) Fund (0123)	05.070	T975	269.37	269.37	---	---
Natural Resources Fund (0140)	05.070	T975	2,785.45	2,785.45	---	---
Health Fund (0143)	05.070	T975	956.30	956.30	---	---
State Emergency Management Fund (0145)	05.070	T975	873.18	873.18	---	---
Public Safety Fund (0152)	05.070	T975	6,962.89	6,962.89	---	---
Job Development and Training Fund (0155)	05.070	T975	262.80	262.80	---	---
OA Information Technology Fund (0165)	05.070	T975	7,990.05	7,990.05	---	---
Missouri Veterans Commission Fund (0184)	05.070	T975	267.30	267.30	---	---
Adjutant General Fund (0190)	05.070	T975	15,634.45	15,634.45	---	---
Secretary of State's Technology Trust Account Fund (0266)	05.070	T975	3,769.04	3,769.04	---	---
Statewide Court Automation Fund (0270)	05.070	T975	171.58	171.58	---	---
Animal Health Laboratory Fee Fund (0292)	05.070	T975	3,851.77	3,851.77	---	---

**STATE OF MISSOURI
SUMMARY OF APPROPRIATION ACTIVITY
AGENCY FUNDS
FOR THE APPROPRIATION YEAR 2016**

	H.B. No.	Appr. No.	Appropriations	Expenditures and Transfers Out	Reappropriations to 2017	Lapse of Appropriations
Federal Surplus Property Fund (0407)	05.070	T975	208,662.06	208,662.06	---	---
State Fair Fee Fund (0410)	05.070	T975	16,855.47	16,855.47	---	---
State Park Earnings Fund (0415)	05.070	T975	443,241.79	443,241.79	---	---
Natural Resources Revolving Services Fund (0425)	05.070	T975	183,616.02	183,616.02	---	---
Missouri Veterans' Homes Fund (0460)	05.070	T975	12,804.43	12,804.43	---	---
Natural Resources Cost Allocation Fund (0500)	05.070	T975	898.48	898.48	---	---
State Facility Maintenance and Operation Fund (0501)	05.070	T975	3,084.29	3,084.29	---	---
Office of Administration Revolving Administrative Trust Fund (0505)	05.070	T975	691,440.54	691,440.54	---	---
Working Capital Revolving Fund (0510)	05.070	T975	4,715.08	4,715.08	---	---
Senate Revolving Fund (0535)	05.070	T975	3,369.95	3,369.95	---	---
Economic Development Administrative Fund (0547)	05.070	T975	285.45	285.45	---	---
Division of Finance Fund (0550)	05.070	T975	258.21	258.21	---	---
Deaf Relay Service and Equipment Distribution Program Fund (0559)	05.070	T975	342.86	342.86	---	---
Solid Waste Management Fund (0570)	05.070	T975	124.58	124.58	---	---
Natural Resources Protection - Air Pollution Permit Fee Subaccount Fund (0594)	05.070	T975	90.00	90.00	---	---
Public Service Commission Fund (0607)	05.070	T975	4,195.06	4,195.06	---	---
Social Services and Other Sources Fund (0610)	05.070	T975	518.10	518.10	---	---
Parks Sales Tax Fund (0613)	05.070	T975	20,045.63	20,045.63	---	---
State Board of Nursing Fund (0635)	05.070	T975	146.03	146.03	---	---
State Highways and Transportation Department Fund (0644)	05.070	T975	69,192.14	69,192.14	---	---
Lottery Enterprise Fund (0657)	05.070	T975	4,027.58	4,027.58	---	---
Petroleum Inspection Fund (0662)	05.070	T975	2,609.46	2,609.46	---	---
Missouri Land Survey Fund (0668)	05.070	T975	2,700.00	2,700.00	---	---
Highway Patrol Academy Fund (0674)	05.070	T975	483.83	483.83	---	---
State Board for Architects, Professional Engineers, Land Surveyors and Landscape Architects Fund (0678)	05.070	T975	125.40	125.40	---	---
Safe Drinking Water Fund (0679)	05.070	T975	705.38	705.38	---	---
Professional Registration Fees Fund (0689)	05.070	T975	3,547.22	3,547.22	---	---
Highway Patrol's Motor Vehicle and Aircraft Revolving Fund (0695)	05.070	T975	37,295.42	37,295.42	---	---

Unemployment Compensation Administration						
Fund (0948)	05.070	T975	410.86	410.86	---	---
Agriculture Protection Fund (0970)	05.070	T975	138.51	138.51	---	---
MO Revolving Info Tech Trust Fund (0980)	05.070	T975	161.70	161.70	---	---
BPB A 2006 Chillicothe Prison Fund (9015)	05.070	T975	128.70	128.70	---	---
General Revenue Fund (0101)	04.140	T989	3,500.00	2.00	---	3,498.00
			<u>4,603,500.00</u>	<u>3,125,980.81</u>	<u>---</u>	<u>1,477,519.19</u>
Subtotals						
			<u>4,603,500.00</u>	<u>3,125,980.81</u>	<u>---</u>	<u>1,477,519.19</u>
Totals			<u>\$ 934,190,050.00</u>	<u>\$ 879,903,340.34</u>	<u>\$ ---</u>	<u>\$ 54,286,709.66</u>

**STATE OF MISSOURI
SUMMARY OF APPROPRIATION ACTIVITY
PRIVATE PURPOSE TRUST FUNDS
FOR THE APPROPRIATION YEAR 2016**

	H.B. No.	Appr. No.	Appropriations	Expenditures and Transfers Out	Reappropriations to 2017	Lapse of Appropriations
<u>EXECUTIVE</u>						
<u>State Treasurer</u>						
Abandoned Fund Account Fund (0863)						
STATE TREASURER PS	12.150	0870	\$ 569,256.00	\$ 528,211.48	\$ ---	\$ 41,044.52
STATE TREASURER E&E	12.150	0872	98,600.00	67,178.88	---	31,421.12
AF ADVERTISING & AUCTIONS	12.150	1321	1,475,000.00	1,337,313.84	---	137,686.16
AF CLAIMS	12.160	3173	41,000,000.00	38,888,066.50	---	2,111,933.50
<u>DEPARTMENT OF HIGHER EDUCATION</u>						
<u>State Colleges and Universities</u>						
State Seminary Fund (0872)						
SEMINARY FUND INVESTMENTS	03.280	0633	3,000,000.00	---	---	3,000,000.00
<u>DEPARTMENT OF SOCIAL SERVICES</u>						
<u>Children's Division</u>						
Alternative Care Trust Fund (0905)						
FOSTER CARE CHILDRENS ACC	11.275	8181	15,000,000.00	12,509,805.35	---	2,490,194.65
Subtotals			61,142,856.00	53,330,576.05	---	7,812,279.95
Appropriated Transfers Out To:						
General Revenue Fund (0101)	05.525	T285	750.00	---	---	750.00
Social Security Contributions Fund (0702)	05.450	T293	46,591.00	37,569.36	---	9,021.64
State Retirement Contributions Fund (0701)	05.465	T297	107,193.00	93,277.83	---	13,915.17
Missouri Consolidated Health Care Plan						
Benefit Fund (0765)	05.490	T304	166,692.00	146,819.24	---	19,872.76
General Revenue Fund (0101)	12.170	T547	51,510,368.00	51,510,367.16	---	0.84
Mental Health Trust Fund (0926)	10.035	T938	100,000.00	7,106.88	---	92,893.12
State Public School Fund (0817)	12.190	T973	2,437,396.00	2,437,395.37	---	0.63
Subtotals			54,368,990.00	54,232,535.84	---	136,454.16
Totals			\$ 115,511,846.00	\$ 107,563,111.89	\$ ---	\$ 7,948,734.11

STATE OF MISSOURI
NOTES TO THE APPROPRIATION ACTIVITY REPORT
APPROPRIATION YEAR 2016

Note 1 – Basis of Accounting

The Appropriation Activity Report is prepared on a budgetary (non-GAAP) basis of accounting that records revenues when cash is received and expenditures when the liabilities are recorded.

Revenues and expenditures are reported during a twelve-month period, July 1 through June 30. During a one-month lapse period that ends July 31, corrections can be made to the revenues and expenditures processed during the period July 1 through June 30.

Note 2 – General Fund

The General Fund includes General Revenue Funds and Federal Funds.

<u>Fund Number</u>	<u>Fund Name</u>
General Revenue Funds:	
0100	Budget Reserve
0101	General Revenue
0103	Missouri Farmland Trust
0108	Uncompensated Care
0113	Health Interagency Payments
0124	Facilities Maintenance Reserve
0128	State Property Preservation
0131	Marguerite Ross Barnett Scholarship
0139	Intergovernmental Transfer
0142	Federal Reimbursement Allowance
0144	Pharmacy Reimbursement Allowance
0161	Title XIX – Patient Placement - GR
0164	State Treasurer's General Operations
0169	Child Support Enforcement
0172	Missouri Technology Investment
0173	Microenterprise Loan
0174	Missouri Water Development
0176	General Revenue Reimbursements
0177	Missouri Humanities Council Trust
0198	Post Closure
0250	Missouri Capital Access Program
0273	Missouri Small Business Incubators
0276	Health Access Incentive
0280	Business Extension Service Team
0283	Energy Analysis Account
0284	Independent Living Center
0421	MO Senior Svc Protection
0435	Habilitation Center Room & Board
0438	Martin Luther King Jr. State Celebration Commission
0470	Tax Amnesty
0491	Higher Education Capital
0495	E-Procurement and State Technology
0497	Surplus Revenue

STATE OF MISSOURI
NOTES TO THE APPROPRIATION ACTIVITY REPORT
APPROPRIATION YEAR 2016

Note 2 – General Fund (continued)

<u>Fund Number</u>	<u>Fund Name</u>
General Revenue Funds:	
0537	Quality Improvement Revolving
0556	Youth Service and Conservation Corps
0564	Nurse Training Incentive
0567	International Promotions Revolving
0571	Missouri Qualified Fuel Ethanol Producer Incentive
0590	Missouri CASA
0595	Regional Convention and Sports Complex
0598	Health Professional Student Loan and Loan Repayment Program
0599	Video Instructional Development and Educational Opportunity
0600	Missouri Job Development
0603	Attorney General's Court Costs
0605	Missouri Breeders
0625	Healthy Families Trust
0626	State Guaranty Student Loan
0631	Merchandising Practices Revolving
0643	Healthy Families Trust Fund-Tobacco Prevention, Education and Cessation Account
0648	Petition Audit Revolving Trust
0651	Excellence in Education
0655	Missouri Prospective Teachers Loan
0656	Environmental Radiation Monitoring
0658	Department of Health – Donated
0664	Infrastructure Development
0666	Antitrust Revolving
0667	Energy Set-Aside Program
0674	Highway Patrol Academy
0686	State Elections Subsidy
0692	State Legal Expense
0715	ADA Compliance
0722	Office of Admin-Donated
0723	Grants and Contributions
0724	Long-Term Support UPL
0725	Blind Pension Premium
0730	Biodiesel Fuel Revolving
0732	After-School Retreat Reading and Assessment Grant Program
0733	Drug Court Resources
0734	Missouri Senior Rx
0741	Investors Restitution
0743	Missouri Commission for the Deaf and Hard of Hearing
0761	MoSMART
0766	State Supplemental Downtown Development

STATE OF MISSOURI
NOTES TO THE APPROPRIATION ACTIVITY REPORT
APPROPRIATION YEAR 2016

Note 2 – General Fund (continued)

<u>Fund Number</u>	<u>Fund Name</u>
General Revenue Funds:	
0767	State Supplemental Rural Development
0773	Coordinating Board for Early Childhood
0777	Missouri Qualified Biodiesel Producer Incentive
0793	Highway Patrol Expense
0799	Fire Safety Standards Loan
0808	MO Sci/Tech/Eng/Math Initiative
0815	MP WRP Renewable Water Program
0818	AH Comm Ed Due Process Hearing
0822	Library Networking
0829	Investor Education and Protection
0830	Property Reuse
0835	Community Development
0840	Academic Scholarship
0856	Advantage Missouri Trust
0861	Innovation Education Campus
0862	Charter Public School Commission Trust
0875	Controlled Substances Cleanup
0885	Premium
0888	Fine Collections Center Interest Revolving
0889	Assistive Technology Loan Revolving
0894	National Guard Pilot Instruction Program
0899	Childhood Lead Testing
0907	Downtown Revitalization Preservation
0914	Livestock Feed Crop Input Loan
0916	Entrepreneurial Development and Intellectual Property Right Protection
0920	School for Blind Trust
0922	School for Deaf Trust
0925	Institution Gift Trust
0928	Secretary of State – Wolfner State Library
0930	DMH Local Tax Matching
0935	Energy Futures
0936	Criminal Nonsupport Court Resources
0939	Line of Duty Compensation
0943	Teacher Choice Compensation
0950	Children's Special Health Care Needs
0955	A+ Schools
0961	Concealed Carry Permit
0971	MO Youth Challenge Foundation
0974	Recovery Audit and Compliance
0979	Foster Care & Adopt Parents Retention & Recruitment
0982	Clark & Lewis Discovery
0983	AP Incentive Grant
0985	Puppy Protection Trust
0986	Develop Disabilities Waiting List Equity Trust

STATE OF MISSOURI
NOTES TO THE APPROPRIATION ACTIVITY REPORT
APPROPRIATION YEAR 2016

Fund Number	Fund Name
----------------	-----------

General Revenue Funds:

Federal Funds:

0104-0199	<i>(excluding Fund Numbers listed above and 0109, 0134, 0160, 0170, and 0196)</i>
0417	Inter-Agency Council
0610	Social Services Federal & Other Sources
0663	Missouri Disaster
0697	Abandoned Mined Reclamation
0727	DYS Child Benefits
0737	GEAR-UP Scholarship Program
0782	Justice Assistance Grant Program
0866	Energy Federal
0948	Unemployment Compensation Administration
0995	Show-Me Heroes
2000-2089	Federal Budget Stabilization
2200-2296	Federal Stimulus

This reporting is consistent with Missouri's Comprehensive Annual Financial Report.

Note 3 – General Revenue Fund

Operational results for the General Revenue Fund (Fund 0101) for fiscal year 2016 are as follows:

Revenues

Taxes	\$ 10,037,745,031
Licenses, Fees, and Permits	87,477,228
Sales, Services, Leases and Rentals	7,799,843
Contributions and Intergovernmental	2,957,225
Interest, Penalties, and Unclaimed Property	12,619,623
Refunds	9,126,025
Miscellaneous Revenues	25,108,373
Subtotal	<u>10,182,833,348</u>
Transfers In	<u>1,636,388,257</u>
Total Revenues and Transfers In	<u>11,819,221,605</u>

Expenditures

Personal Service	1,020,128,189
Expense and Equipment	405,886,164
Capital Improvements	7,927,337
Program Specific	5,823,208,207
Refunds	1,404,951,759
Subtotal	<u>8,662,101,656</u>
Transfers Out	<u>3,290,724,753</u>
Total Expenditures and Transfers Out	<u>11,952,826,409</u>
Excess Expenditures and Transfers Out	<u><u>\$ (133,604,804)</u></u>

STATE OF MISSOURI
NOTES TO THE APPROPRIATION ACTIVITY REPORT
APPROPRIATION YEAR 2016

Note 4 – Refunds

In fiscal year 2016, refunds in the amount of \$1,483,152,229 for all funds and \$1,407,570,815 for the general revenue funds are reported on a separate line on page 3 and page 5 of this report. Refunds are reported as program specific expenditures on all remaining pages.

Note 5 – Debt Service

Debt Service includes payments made by the Office of Administration and Department of Transportation for the General Obligation Bonds, the Board of Public Building Bonds, Fulton State Hospital Bonds, State Historical Society Bonds, State Road Bonds and certain capital lease payments. Other debt payments are reported as operating costs of the department which pays them.