

STATE OF MISSOURI

APPROPRIATION ACTIVITY REPORT




APPROPRIATION YEAR 2017

**OFFICE OF ADMINISTRATION
DIVISION OF ACCOUNTING**

APPROPRIATION ACTIVITY REPORT

APPROPRIATION YEAR 2017



STATE OF MISSOURI

ERIC R. GREITENS
GOVERNOR

SARAH H. STEELMAN
COMMISSIONER
OFFICE OF ADMINISTRATION

STACY NEAL
DIRECTOR
DIVISION OF ACCOUNTING

Eric R. Greitens
Governor



Sarah H. Steelman
Commissioner

State of Missouri
OFFICE OF ADMINISTRATION
Division of Accounting
570 Truman Building, 301 West High Street
Post Office Box 809
Jefferson City, Missouri 65102
(573) 751-2971
INTERNET: <http://www.oa.mo.gov/acct>
E-MAIL: acctmail@oa.mo.gov

Stacy Neal
Director

September 29, 2017

The Honorable Eric R. Greitens
Governor of Missouri
State Capitol
Jefferson City, Missouri 65101

Dear Governor Greitens:

I am pleased to submit the Appropriation Activity Report of the State of Missouri for the appropriation year July 1, 2016 through July 31, 2017.

This report, together with the annual combined financial report of the Missouri Department of Revenue and the Office of the State Treasurer, will fulfill the statutory requirements for financial reporting under Section 32.060 of the Missouri Revised Statutes.

These statements present a comparative analysis of revenues to expenditures and appropriations to expenditures for Appropriation Year 2017. This report also includes a detailed analysis of appropriations and expenditures by departments, fund groups, and major categories. This report is prepared on a budgetary (non-GAAP) basis of accounting. Under the budgetary basis of accounting, revenues are recorded when cash is received and expenditures when the liabilities for them are recorded.

Sincerely,

A handwritten signature in cursive script that reads "Stacy Neal".

Stacy Neal
Director

STATE OF MISSOURI
REVENUES - ALL FUNDS AND GENERAL REVENUE FUNDS
FOR FISCAL YEARS 2017 AND 2016

	Fiscal Year 2017		Fiscal Year 2016	
	All Funds	General Revenue Funds	All Funds	General Revenue Funds
<u>TAXES</u>				
Sales and Use Tax	\$ 3,599,816,205	\$ 2,147,158,067	\$ 3,532,047,115	\$ 2,110,506,576
Income Tax	7,763,362,417	7,753,172,813	7,648,753,678	7,639,875,694
Premium Tax	432,560,007	313,865,048	400,734,264	277,295,870
Commodity Tax	138,253,735	31,679,287	139,968,284	30,642,821
Corporation Franchise Tax	2,743,150	2,743,150	19,512,409	19,512,409
Motor Vehicle Fuel/Use Tax	735,552,982	---	727,231,478	---
Inheritance Tax	55,785	55,785	56,183	56,183
Miscellaneous Taxes	500,760,726	110,460,898	499,407,823	111,543,493
Total Taxes	13,173,105,007	10,359,135,048	12,967,711,234	10,189,433,046
<u>LICENSES, FEES AND PERMITS</u>				
Licenses and Permits	389,798,401	7,706,586	389,581,794	7,835,550
Collection Fees	32,330,843	32,330,443	32,230,771	32,230,271
Registration Fees	45,774,612	35,803,429	46,495,396	35,551,815
Regulatory Fees	65,726,992	919,403	66,317,523	966,269
Inspection Fees	12,782,362	1,121,089	12,096,896	31,957
Court Fees	33,635,353	11,902,652	35,253,537	12,082,956
Financial Institute Exam Fees	12,757,400	---	11,737,470	---
Admission Fees	42,421,150	---	44,166,866	---
Miscellaneous Fees	73,715,552	1,132,362	72,452,193	1,283,208
Total Licenses, Fees and Permits	708,942,665	90,915,964	710,332,446	89,982,026
<u>SALES</u>				
Bond Sales	102,130,224	---	210,116,282	---
Working Capital Revolving Fund Sales	28,006,925	---	28,122,002	---
Lottery Sales	506,939,548	---	544,750,138	---
Sales	37,509,735	8,232,599	34,492,089	574,607
Total Sales	674,586,432	8,232,599	817,480,511	574,607
<u>LEASES AND RENTALS</u>				
Concessions and Recreational Rentals and Leases	3,327,913	---	3,135,505	---
Miscellaneous Leases and Rentals	30,973,950	33,513	30,793,488	6,720
Total Leases and Rentals	34,301,863	33,513	33,928,993	6,720

STATE OF MISSOURI
REVENUES - ALL FUNDS AND GENERAL REVENUE FUNDS
FOR FISCAL YEARS 2017 AND 2016

	Fiscal Year 2017		Fiscal Year 2016	
	All Funds	General Revenue Funds	All Funds	General Revenue Funds
<u>SERVICES</u>				
Medicaid Services	355,410,349	4,992,343	331,191,869	3,371,640
Medicare Services	9,098,685	3,617,517	6,509,624	1,675,193
Other Medical Services	5,175,981	4,633,717	5,176,816	5,169,226
Other Services	639,867	1,321	693,989	---
Interagency Services	187,155,950	587,497	187,944,975	480,386
Total Services	557,480,832	13,832,395	531,517,273	10,696,445
<u>CONTRIBUTIONS AND INTER- GOVERNMENTAL RECEIPTS</u>				
Federal Grants	10,380,697,889	1,535,420,424	10,040,820,971	1,522,336,158
Others	98,183,949	32,121,365	77,451,224	29,780,876
Total Contributions and Intergovernmental Receipts	10,478,881,838	1,567,541,789	10,118,272,195	1,552,117,034
<u>INTEREST, PENALTIES AND UNCLAIMED PROPERTIES</u>				
Interest	32,714,585	13,369,696	26,794,305	11,527,157
Penalties	45,520,568	29,033,814	31,835,758	12,140,789
Unclaimed Properties	96,045,299	22,062	94,232,684	70,193
Total Interest, Penalties and Unclaimed Properties	174,280,452	42,425,572	152,862,747	23,738,139
<u>REFUNDS</u>				
Medicare-Medicaid Refunds	745,882,821	1,599,026	764,065,387	2,594,480
School Refunds	5,052,303	3,241,255	7,496,666	5,518,594
Cost Reimbursements	989,773	989,773	1,107,583	1,107,584
Miscellaneous Refunds	7,610,052	1,491,577	9,765,352	871,062
Total Refunds	759,534,949	7,321,631	782,434,988	10,091,720
<u>MISCELLANEOUS RECEIPTS</u>				
Redeposit of Investment/ Loan Principal	99,551,777	---	84,183,654	---
Bond Account	6,843,143	6,796,213	8,020,533	8,020,417
Miscellaneous Receipts	601,088,827	181,677,913	541,899,278	123,584,263
Total Miscellaneous Receipts	707,483,747	188,474,126	634,103,465	131,604,680
TOTAL REVENUES	\$ 27,268,597,785	\$ 12,277,912,637	\$ 26,748,643,852	\$ 12,008,244,417

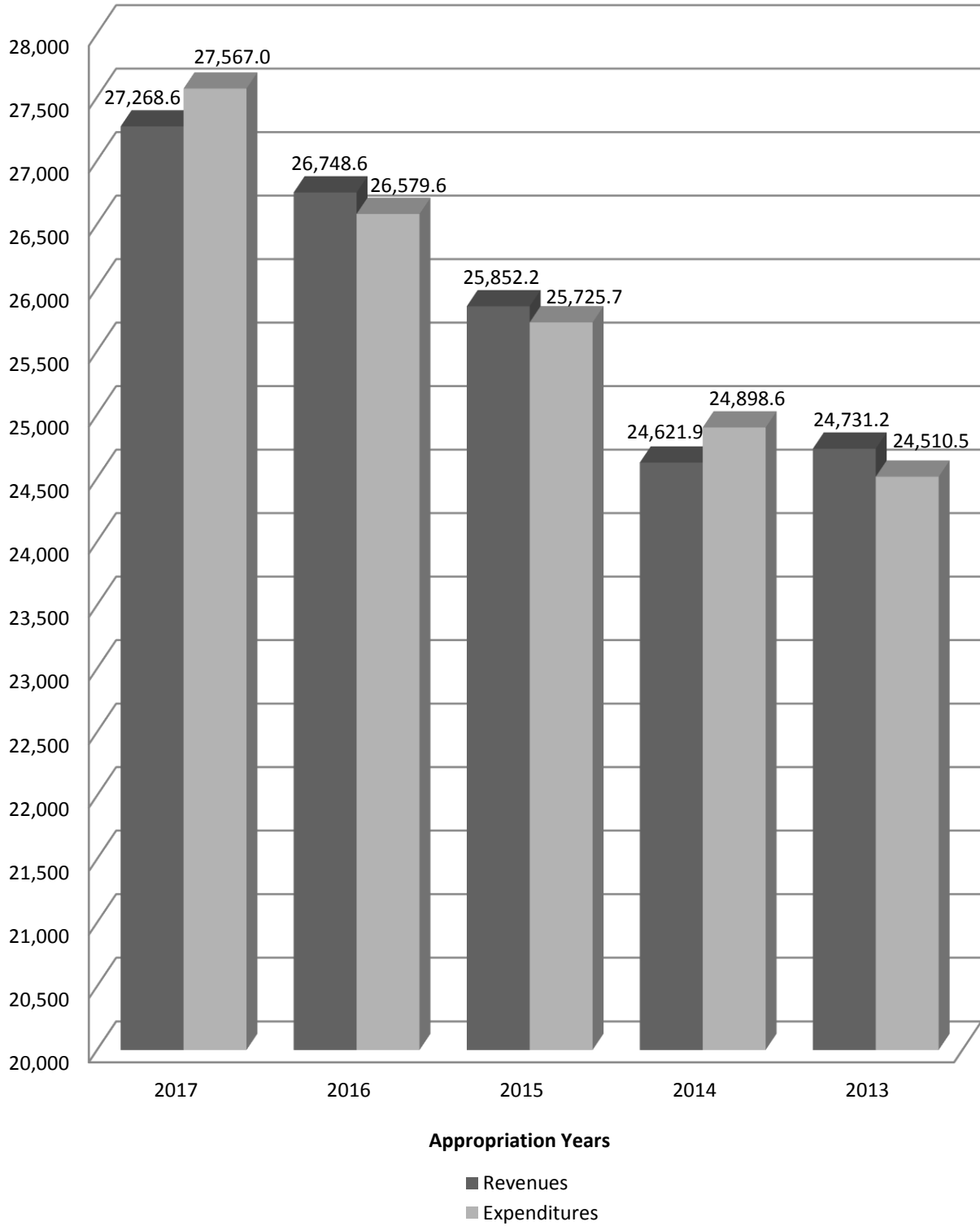
The notes are an integral part of this report.

STATE OF MISSOURI
SCHEDULE OF REVENUES, EXPENDITURES AND TRANSFERS
FOR THE PAST FIVE YEARS - ALL FUNDS

	Fiscal Year 2017	Fiscal Year 2016	Fiscal Year 2015	Fiscal Year 2014	Fiscal Year 2013
<u>REVENUES AND TRANSFERS IN</u>					
Revenues					
Taxes	\$ 13,173,105,007	\$ 12,967,711,234	\$ 12,541,717,374	\$ 11,869,443,677	\$ 11,676,366,854
Licenses, Fees and Permits	708,942,665	710,332,446	695,127,494	679,686,602	674,540,360
Sales, Services, Leases and Rentals	1,164,238,903	1,172,810,495	1,068,106,536	1,116,617,509	1,142,025,239
Bond Sale Proceeds	102,130,224	210,116,282	167,828,087	---	---
Contributions and Intergovernmental	10,478,881,838	10,118,272,195	9,923,155,343	9,601,290,267	9,611,364,001
Interest, Penalties and Unclaimed Properties	174,280,452	152,862,747	206,738,970	168,018,653	220,996,381
Refunds	759,534,949	782,434,988	572,738,567	565,905,072	658,773,546
Miscellaneous Revenues	707,483,747	634,103,465	676,825,095	620,931,744	747,149,521
Total Revenues	27,268,597,785	26,748,643,852	25,852,237,466	24,621,893,524	24,731,215,902
Total Transfers In	7,196,919,595	7,105,485,879	8,974,325,440	8,530,933,555	8,570,416,890
Total Revenues and Transfers In	\$ 34,465,517,380	\$ 33,854,129,731	\$ 34,826,562,906	\$ 33,152,827,079	\$ 33,301,632,792
	Appropriation Year 2017	Appropriation Year 2016	Appropriation Year 2015	Appropriation Year 2014	Appropriation Year 2013
<u>EXPENDITURES AND TRANSFERS OUT</u>					
Expenditures					
Personal Service Expense and Equipment	\$ 3,240,596,296	\$ 3,176,085,889	\$ 3,170,114,957	\$ 3,087,988,897	\$ 3,019,378,816
Capital Improvements	1,754,235,700	1,738,457,981	1,615,156,512	1,726,725,087	1,568,000,379
Program Specific	778,342,344	810,808,113	851,988,111	815,159,382	970,109,216
Refunds (Note 4)	20,284,032,754	19,371,112,668	18,786,178,564	17,929,150,094	17,691,109,151
Total Expenditures	1,509,796,531	1,483,152,229	1,302,239,194	1,339,570,508	1,261,946,163
Total Expenditures	27,567,003,625	26,579,616,880	25,725,677,338	24,898,593,968	24,510,543,725
Transfers Out	7,196,919,595	7,105,485,879	8,974,325,440	8,530,933,555	8,570,416,890
Total Expenditures and Transfers Out	34,763,923,220	33,685,102,759	34,700,002,778	33,429,527,523	33,080,960,615
Excess Revenues and Transfers In (Expenditures and Transfers Out)	\$ (298,405,840)	\$ 169,026,972	\$ 126,560,128	\$ (276,700,444)	\$ 220,672,177

The notes are an integral part of this report.

**STATE OF MISSOURI
CHART OF REVENUES AND EXPENDITURES
FOR THE PAST FIVE YEARS - ALL FUNDS
Millions of Dollars**

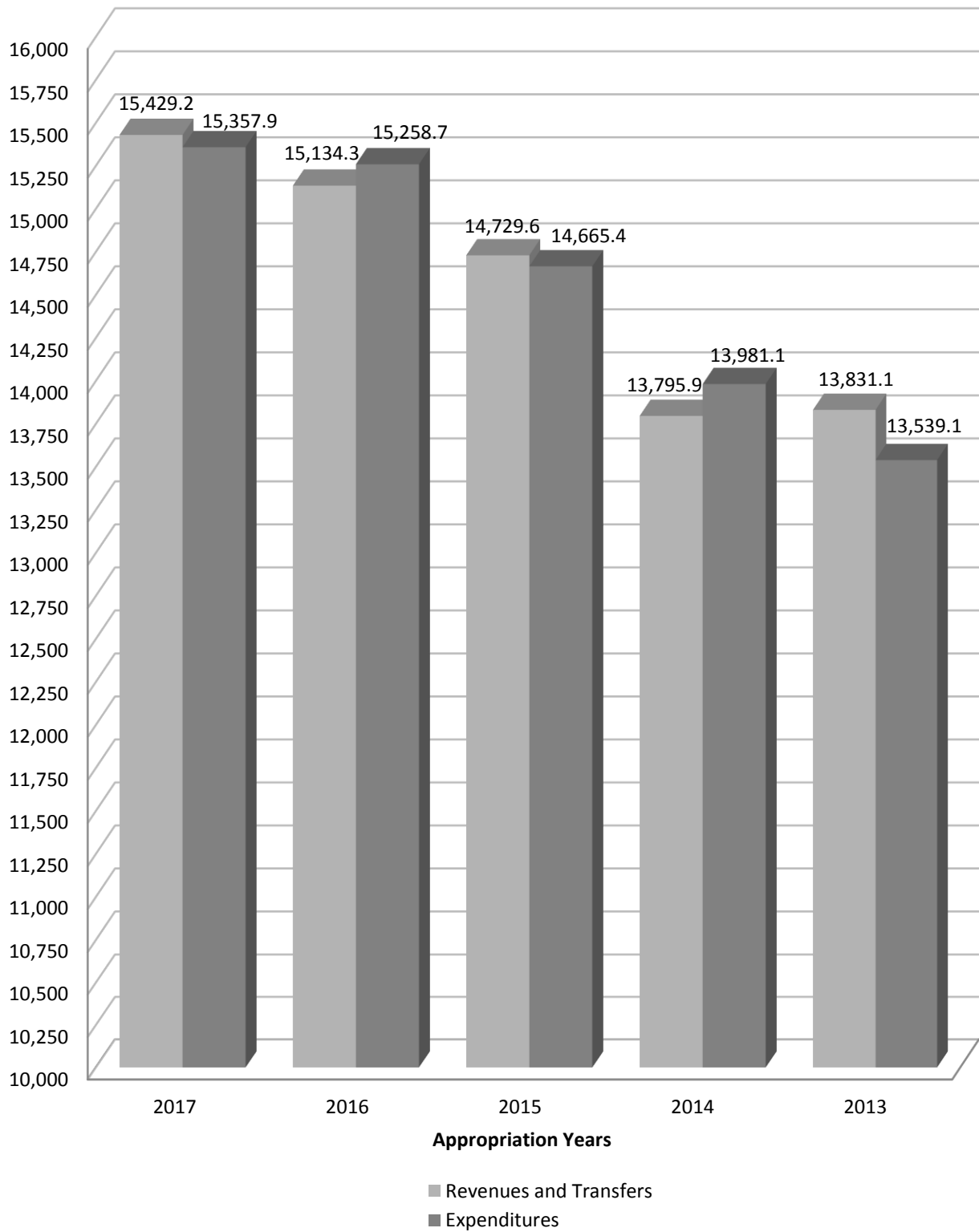


STATE OF MISSOURI
SCHEDULE OF REVENUES, EXPENDITURES AND TRANSFERS
FOR THE PAST FIVE YEARS - GENERAL REVENUE FUNDS

	Fiscal Year 2017	Fiscal Year 2016	Fiscal Year 2015	Fiscal Year 2014	Fiscal Year 2013
<u>REVENUES AND TRANSFERS IN</u>					
Revenues					
Sales and Use Tax	\$ 2,147,158,067	\$ 2,110,506,576	\$ 2,014,782,137	\$ 1,968,935,803	\$ 1,897,067,525
Individual Income Tax	7,320,814,886	7,173,379,139	6,889,756,401	6,407,762,438	6,367,970,826
Corporate Income Tax	432,357,927	466,496,555	526,559,234	479,259,473	469,484,778
County Foreign Insurance Tax	280,409,451	247,271,010	239,199,446	202,591,569	191,233,043
Liquor Taxes and Licenses	25,601,633	24,760,965	27,591,588	27,227,515	26,075,287
Beer Taxes and Licenses	7,666,892	7,798,378	7,708,889	7,887,262	8,044,713
Corporation Franchise Tax	2,743,150	19,512,409	32,211,295	61,314,630	56,194,216
Inheritance Tax	55,785	56,183	92,215	129,700	174,751
Miscellaneous Taxes	143,916,496	141,568,353	132,052,564	136,089,564	140,687,865
Interest on Deposits and Investments	13,369,696	11,527,157	10,430,841	12,446,857	13,438,534
Licenses, Fees and Permits	89,326,725	88,065,504	88,927,987	82,227,408	79,773,111
Sales, Services, Leases and Rentals	22,098,507	11,277,772	8,353,515	8,223,943	17,625,617
Refunds	7,321,631	10,091,720	12,494,533	9,974,574	34,238,556
All Other Sources	1,785,071,791	1,695,932,696	1,759,762,882	1,620,158,525	1,727,751,284
Total Revenues	12,277,912,637	12,008,244,417	11,749,923,527	11,024,229,261	11,029,760,106
Total Transfers In	3,151,271,787	3,126,066,935	2,979,680,923	2,771,688,874	2,801,368,525
Total Revenues and Transfers In	\$ 15,429,184,424	\$ 15,134,311,352	\$ 14,729,604,450	\$ 13,795,918,135	\$ 13,831,128,631
	Appropriation Year 2017	Appropriation Year 2016	Appropriation Year 2015	Appropriation Year 2014	Appropriation Year 2013
<u>EXPENDITURES AND TRANSFERS OUT</u>					
Expenditures					
Personal Service	\$ 1,052,885,210	\$ 1,032,166,433	\$ 1,030,946,467	\$ 999,402,979	\$ 986,130,554
Expense and Equipment	467,550,704	447,850,678	443,713,182	426,683,546	399,485,603
Capital Improvements	12,466,150	34,590,866	44,213,463	19,630,823	22,839,825
Program Specific	7,895,220,383	7,821,696,678	5,509,545,630	5,289,024,441	5,074,816,425
Refunds (Note 4)	1,418,618,549	1,407,570,815	1,225,462,280	1,281,115,329	1,181,401,043
Total Expenditures	10,846,740,996	10,743,875,470	8,253,881,022	8,015,857,118	7,664,673,450
Transfers Out	4,511,111,526	4,514,870,662	6,411,519,155	5,965,261,654	5,874,428,432
Total Expenditures and Transfers Out	15,357,852,522	15,258,746,132	14,665,400,177	13,981,118,772	13,539,101,882
Excess Revenues and Transfers In (Expenditures and Transfers Out)	\$ 71,331,902	\$ (124,434,780)	\$ 64,204,273	\$ (185,200,637)	\$ 292,026,749

The notes are an integral part of this report.

**STATE OF MISSOURI
CHART OF REVENUES, EXPENDITURES AND TRANSFERS
FOR THE PAST FIVE YEARS – GENERAL REVENUE FUNDS
Millions of Dollars**

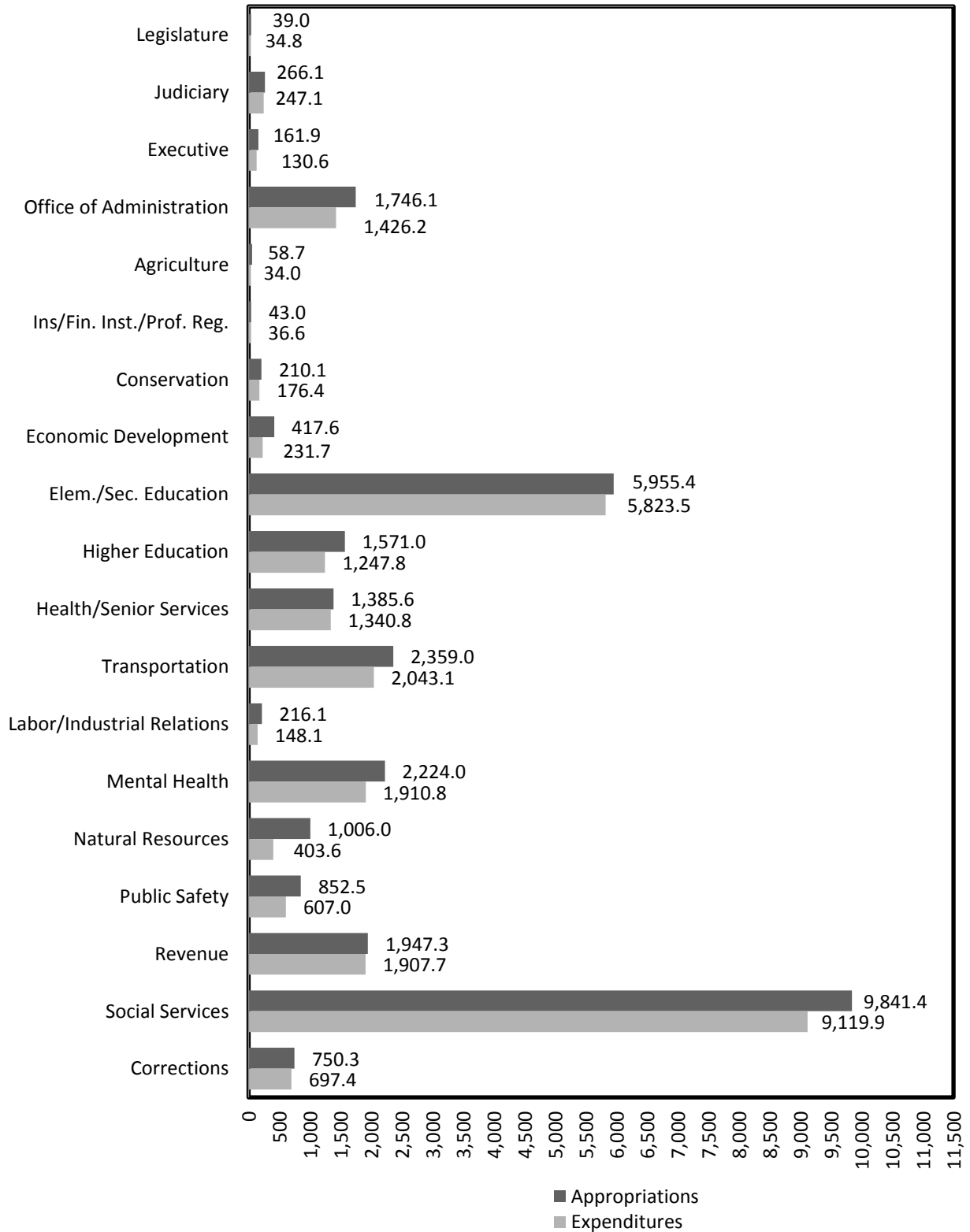


STATE OF MISSOURI
SUMMARY OF APPROPRIATION ACTIVITY BY DEPARTMENT
ALL FUNDS
FOR THE APPROPRIATION YEAR 2017

	Appropriations	Expenditures and Transfers Out June 30, 2017	Lapse Period Corrections and Transfers Out	Total Expenditures and Transfers Out	Reappropriations to 2018	Lapse of Appropriations
Legislature	\$ 38,972,789.00	\$ 34,784,925.47	\$ ---	\$ 34,784,925.47	\$ ---	\$ 4,187,863.53
Judiciary	266,062,324.00	247,062,617.27	4,068.34	247,066,685.61	---	18,995,638.39
Executive	161,891,301.00	130,610,585.73	(3,436.86)	130,607,148.87	---	31,284,152.13
Office of Administration	1,746,051,526.00	1,426,240,811.67	(10,004.43)	1,426,230,807.24	101,791,099.00	218,029,619.76
Agriculture	58,671,462.00	33,976,072.68	84.98	33,976,157.66	2,684,479.00	22,010,825.34
Insurance, Financial Institutions and Professional Registration	43,006,171.00	36,609,200.64	420.47	36,609,621.11	---	6,396,549.89
Conservation	210,080,972.00	176,429,918.98	(1,711.55)	176,428,207.43	21,696,328.00	11,956,436.57
Economic Development	417,646,955.00	231,673,101.65	816.82	231,673,918.47	48.00	185,972,988.53
Elementary and Secondary Education	5,955,369,911.00	5,823,536,939.17	(2,710.80)	5,823,534,228.37	3,225,442.00	128,610,240.63
Higher Education	1,570,974,416.00	1,247,767,561.56	63.22	1,247,767,624.78	100,330,394.00	222,876,397.22
Health and Senior Services	1,385,579,056.00	1,340,805,201.11	(1,657.64)	1,340,803,543.47	---	44,775,512.53
Transportation	2,359,045,753.00	2,043,055,383.78	---	2,043,055,383.78	---	315,990,369.22
Labor and Indus- trial Relations	216,135,221.00	148,098,502.85	(343.90)	148,098,158.95	20,438.00	68,016,624.05
Mental Health	2,224,006,140.00	1,910,765,481.71	2,314.21	1,910,767,795.92	120,798,301.00	192,440,043.08
Natural Resources	1,006,032,526.00	403,607,042.54	---	403,607,042.54	20,407,036.00	582,018,447.46
Public Safety	852,470,521.00	607,014,376.23	(477.25)	607,013,898.98	75,004,169.00	170,452,453.02
Revenue	1,947,255,004.00	1,907,722,503.79	(4,540.74)	1,907,717,963.05	1,050,343.00	38,486,697.95
Social Services	9,841,438,231.00	9,122,325,235.88	(2,415,475.10)	9,119,909,760.78	3,891,006.00	717,637,464.22
Corrections	750,290,351.00	697,349,659.04	1,093.36	697,350,752.40	11,206,245.00	41,733,353.60
Subtotals	31,050,980,630.00	27,569,435,121.75	(2,431,496.87)	27,567,003,624.88	462,105,328.00	3,021,871,677.12
Appropriated Transfers Out	7,848,553,609.00	7,196,918,702.04	893.04	7,196,919,595.08	---	651,634,013.92
Totals	\$ 38,899,534,239.00	\$ 34,766,353,823.79	\$ (2,430,603.83)	\$ 34,763,923,219.96	\$ 462,105,328.00	\$ 3,673,505,691.04

The notes are an integral part of this report.

STATE OF MISSOURI
CHART OF APPROPRIATIONS AND EXPENDITURES BY DEPARTMENT
ALL FUNDS
FOR THE APPROPRIATION YEAR 2017
Millions of Dollars

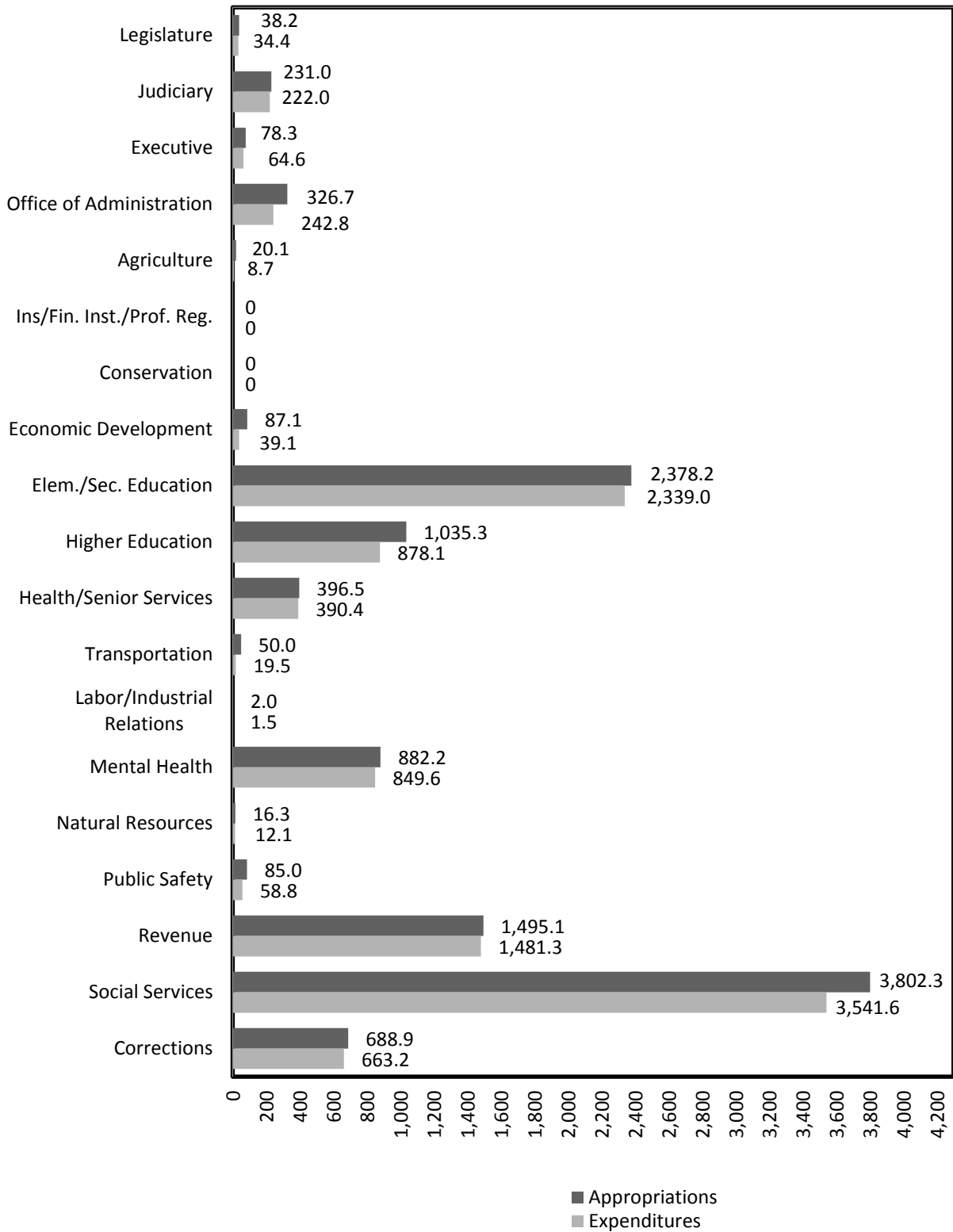


STATE OF MISSOURI
SUMMARY OF APPROPRIATION ACTIVITY BY DEPARTMENT
GENERAL REVENUE FUNDS
FOR THE APPROPRIATION YEAR 2017

	Appropriations	Expenditures and Transfers Out June 30, 2017	Lapse Period Corrections and Transfers Out	Total Expenditures and Transfers Out	Reappropriations to 2018	Lapse of Appropriations
Legislature	\$ 38,212,050.00	\$ 34,395,523.27	\$ ---	\$ 34,395,523.27	\$ ---	\$ 3,816,526.73
Judiciary	230,956,444.00	222,029,836.40	(470.75)	222,029,365.65	---	8,927,078.35
Executive	78,302,963.00	64,597,617.69	(74.96)	64,597,542.73	---	13,705,420.27
Office of Administration	326,711,709.00	242,759,992.89	(4,609.56)	242,755,383.33	55,739,142.00	28,217,183.67
Agriculture	20,061,466.00	8,705,870.71	---	8,705,870.71	48.00	11,355,547.29
Insurance, Financial Institutions and Professional Registration	---	---	---	---	---	---
Conservation	---	---	---	---	---	---
Economic Development	87,125,419.00	39,111,802.84	187.87	39,111,990.71	48.00	48,013,380.29
Elementary and Secondary Education	2,378,167,761.00	2,339,013,629.71	(2,838.13)	2,339,010,791.58	48.00	39,156,921.42
Higher Education	1,035,266,473.00	878,114,747.40	25.29	878,114,772.69	12,521,906.00	144,629,794.31
Health and Senior Services	396,509,848.00	390,434,961.71	(530.05)	390,434,431.66	---	6,075,416.34
Transportation	50,044,129.00	19,485,651.70	---	19,485,651.70	---	30,558,477.30
Labor and Indus- trial Relations	1,987,456.00	1,514,538.65	---	1,514,538.65	48.00	472,869.35
Mental Health	882,174,068.00	849,594,388.72	1,820.37	849,596,209.09	311,727.00	32,266,131.91
Natural Resources	16,307,955.00	12,077,697.49	1,167.72	12,078,865.21	105,880.00	4,123,209.79
Public Safety	85,036,324.00	58,802,993.06	(13,382.01)	58,789,611.05	48.00	26,246,664.95
Revenue	1,495,106,421.00	1,481,264,684.19	(4,500.74)	1,481,260,183.45	---	13,846,237.55
Social Services	3,802,272,967.00	3,541,580,709.53	58,326.60	3,541,639,036.13	48.00	260,633,882.87
Corrections	688,894,390.00	663,220,135.19	1,093.36	663,221,228.55	48.00	25,673,113.45
Subtotals	11,613,137,843.00	10,846,704,781.15	36,215.01	10,846,740,996.16	68,678,991.00	697,717,855.84
Appropriated Transfers Out	4,900,778,020.00	4,511,112,289.09	(763.15)	4,511,111,525.94	---	389,666,494.06
Totals	\$ 16,513,915,863.00	\$ 15,357,817,070.24	\$ 35,451.86	\$ 15,357,852,522.10	\$ 68,678,991.00	\$ 1,087,384,349.90

The notes are an integral part of this report.

STATE OF MISSOURI
CHART OF APPROPRIATIONS AND EXPENDITURES BY DEPARTMENT
GENERAL REVENUE FUNDS
FOR THE APPROPRIATION YEAR 2017
Millions of Dollars



**STATE OF MISSOURI
OPERATING COSTS AND FLOW THROUGH PAYMENTS BY DEPARTMENT
ALL FUNDS
APPROPRIATION YEAR 2017**

Each year State departments receive appropriations. These appropriations include expenditures to operate the department, expenditures made for the benefit of other departments, and distributions to other entities such as local governments or school districts. The "operating costs" are the expenditures made from the department's appropriations which are used to provide that department's services. The "flow through payments" includes expenditures used to fund other entities' or other departments' expenses and distributions to individuals, other entities, or other departments for ultimate expenditure.

An analysis of an agency's operating costs gives a better indication of its effectiveness because operating costs are directly controlled by the agency's management. Flow through payments are normally the result of statutory or grant requirements. The spending of these moneys is more directly controlled by the entity or department which receives the flow through moneys.

The schedule on the following page shows that the moneys appropriated to an agency are not totally used for operation of that agency. This schedule shows appropriated expenditures for appropriation year 2017. However, these figures do not include appropriated expenditures of \$1,470,659,258.29 for refunds for overpayment of taxes and fees or investment of State money.

Expenditures for retirement, social security, health care, reimbursements to Employment Security, and statewide insurance in the amount of \$928,593,158.31 have been allocated to the various departments. Most of the funding was appropriated to the Office of Administration.

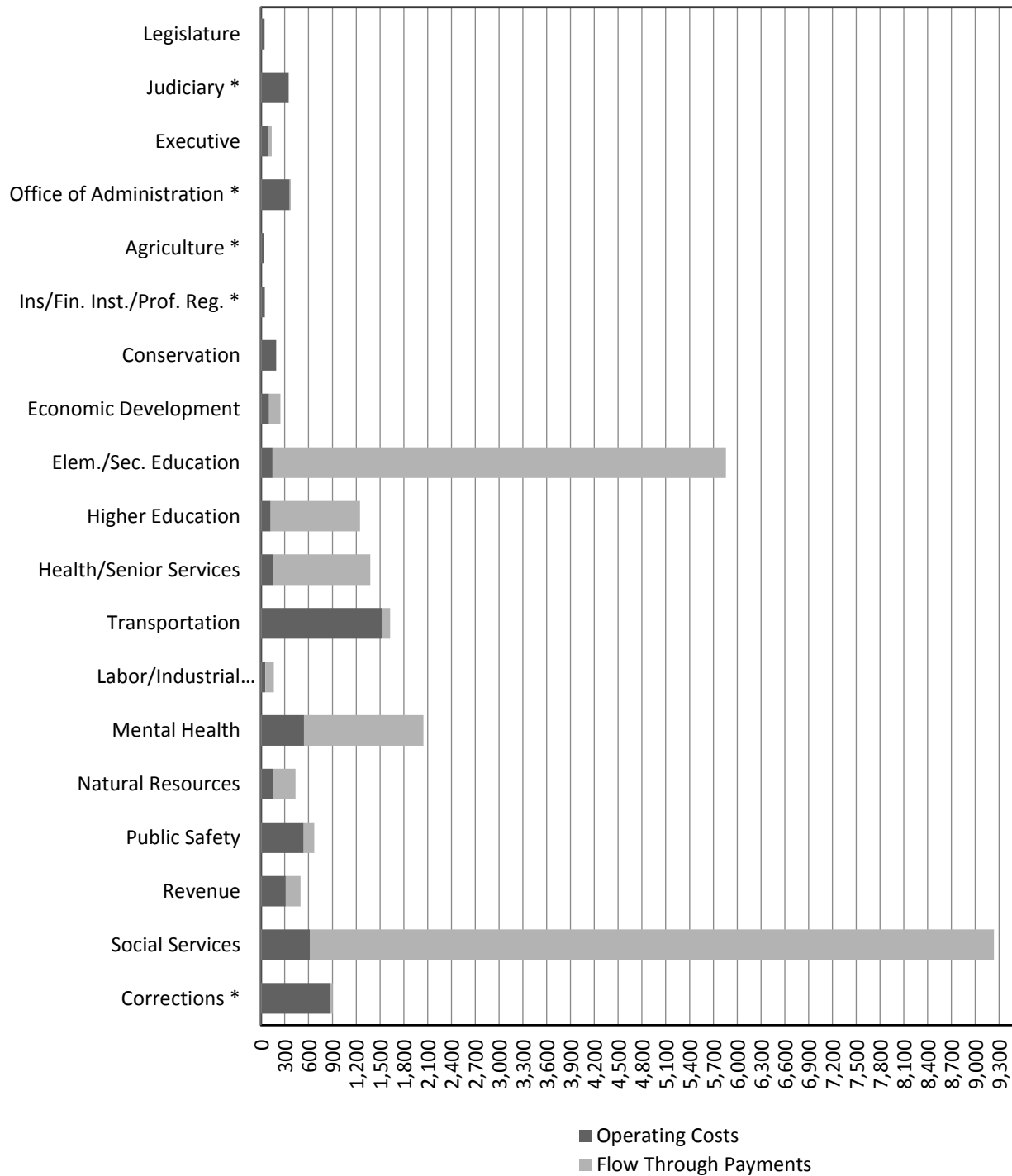
The expenditures for debt service are segregated as they represent operating expenditures of the State as a whole. These expenditures are normally administered by the Office of Administration.

**STATE OF MISSOURI
OPERATING COSTS AND FLOW THROUGH PAYMENTS BY DEPARTMENT
ALL FUNDS
APPROPRIATION YEAR 2017**

	Operating Costs	Flow Through Payments
Legislature	\$ 46,578,457.19	\$ ---
Judiciary	345,771,715.12	7,955,647.84
Executive	86,951,828.05	48,454,966.78
Office of Administration (Note 5)	361,739,721.16	14,780,641.51
Agriculture	37,489,659.68	4,095,854.37
Insurance, Financial Institutions and Professional Registration	47,478,088.96	1,419,999.69
Conservation	193,097,809.60	---
Economic Development	101,531,032.81	144,581,723.18
Elementary and Secondary Education	144,771,169.25	5,712,953,452.56
Higher Education	123,637,348.17	1,124,217,614.83
Health and Senior Services	149,007,131.50	1,227,768,881.93
Transportation (Note 5)	1,526,949,741.08	101,828,362.40
Labor and Industrial Relations	56,265,855.89	107,154,131.02
Mental Health	542,470,763.40	1,503,819,641.85
Natural Resources	154,200,119.75	279,837,679.20
Public Safety	539,176,131.37	133,846,173.64
Revenue	310,928,785.99	188,406,389.52
Social Services	614,478,098.06	8,622,103,585.46
Corrections	863,846,656.30	40,649,576.43
Debt Service (Note 5)	586,099,931.05	---
	<hr/>	<hr/>
Totals	\$ 6,832,470,044.38	\$ 19,263,874,322.21
	<hr/>	<hr/>

The notes are an integral part of this report.

STATE OF MISSOURI
CHART OF OPERATING COSTS AND FLOW THROUGH PAYMENTS BY DEPARTMENT
ALL FUNDS
FOR THE APPROPRIATION YEAR 2017
Millions of Dollars



* Immaterial Flow Through amounts not shown on this scale.

**STATE OF MISSOURI
SUMMARY OF EXPENDITURES BY MAJOR CATEGORY
AND FUND GROUP AND TRANSFERS OUT BY FUND GROUP
FOR THE APPROPRIATION YEAR 2017**

	Personal Service	Expense and Equipment	Capital Improvements	Program Specific	Appropriated Transfers Out	Totals
General Fund						
General Revenue						
Funds	\$ 1,052,885,209.96	\$ 467,550,704.30	\$ 12,466,150.21	\$ 9,313,838,931.69	\$ 4,511,111,525.94	\$ 15,357,852,522.10
Federal Funds	391,755,085.20	344,403,212.54	5,029,657.74	7,769,567,121.77	409,566,855.91	8,920,321,933.16
Special Revenue Funds	421,072,496.02	243,762,501.01	36,384,639.37	3,875,611,725.72	1,791,149,263.10	6,367,980,625.22
Debt Service Funds	---	---	---	244,881,795.29	238,415.28	245,120,210.57
Capital Projects Funds	393,926,984.39	320,434,247.38	710,649,033.66	474,423,298.35	16,537,741.58	1,915,971,305.36
Permanent Funds	---	---	---	---	---	---
Enterprise Funds	65,677,479.10	236,141,153.73	13,743,568.93	18,784,037.56	375,736,884.16	710,083,123.48
Internal Service Funds	45,718,973.18	140,372,962.60	69,294.00	22,467,403.75	23,791,509.00	232,420,142.53
Agency Funds	868,987,804.28	34,450.95	---	19,535,017.94	4,227,431.19	892,784,704.36
Private Purpose Trust Funds	572,263.46	1,536,467.65	---	54,719,953.15	64,559,968.92	121,388,653.18
Totals	<u>\$ 3,240,596,295.59</u>	<u>\$ 1,754,235,700.16</u>	<u>\$ 778,342,343.91</u>	<u>\$ 21,793,829,285.22</u>	<u>\$ 7,196,919,595.08</u>	<u>\$ 34,763,923,219.96</u>

The notes are an integral part of this report.

STATE OF MISSOURI
SUMMARY OF EXPENDITURES BY DEPARTMENT,
FUND GROUP AND MAJOR CATEGORY AND TRANSFERS OUT BY FUND GROUP
FOR THE APPROPRIATION YEAR 2017

	General Fund		Special Revenue Funds	Debt Service Funds	Capital Projects Funds	Permanent Funds	Enterprise Funds	Internal Service Funds	Agency Funds	Private Purpose Trust Funds	Totals
	General Revenue Funds	Federal Funds									
Legislature											
Personal Service	\$ 26,433,468.68	\$ ---	\$ 90,115.61	\$ ---	\$ ---	\$ ---	\$ ---	\$ ---	\$ ---	\$ ---	\$ 26,523,584.29
Expense and Equipment	7,956,607.59	---	284,046.47	---	---	---	---	15,240.12	---	---	8,255,894.18
Capital Improvements	---	---	---	---	---	---	---	---	---	---	---
Program Specific	5,447.00	---	---	---	---	---	---	---	---	---	5,447.00
Judiciary											
Personal Service	182,529,793.69	3,980,401.96	2,084,151.99	---	---	---	---	---	---	---	188,594,347.64
Expense and Equipment	25,550,440.18	6,240,174.60	4,732,471.10	---	---	---	---	25,941.95	---	---	36,549,027.83
Capital Improvements	13,808.02	---	---	---	---	---	---	---	---	---	13,808.02
Program Specific	13,935,323.76	676,622.73	4,132,333.92	---	---	---	---	---	3,165,221.71	---	21,909,502.12
Executive											
Personal Service	32,165,817.24	3,270,861.79	3,783,364.74	---	---	---	121,188.20	11,677.50	---	572,263.46	39,925,172.93
Expense and Equipment	14,707,649.85	3,999,363.38	4,372,697.40	---	---	---	4,197.00	72,654.88	---	1,536,467.65	24,693,030.16
Capital Improvements	---	---	---	---	---	---	---	---	---	---	---
Program Specific	17,724,075.64	4,764,182.76	418,087.25	---	---	---	---	---	---	43,082,600.13	65,988,945.78
Office of Administration											
Personal Service	35,384,996.95	12,811,291.23	3,396,154.10	---	---	---	879,362.91	31,855,811.37	868,987,804.28	---	953,315,420.84
Expense and Equipment	80,122,952.38	34,218,559.02	9,579,497.05	---	1,948,898.39	---	2,085,610.53	112,568,131.72	34,450.95	---	240,558,100.04
Capital Improvements	7,340,869.45	---	---	---	12,949,396.17	---	---	69,294.00	---	---	20,359,559.62
Program Specific	119,906,564.55	6,667,101.36	3,030,168.30	69,202,961.14	1,359,721.56	---	125,192.99	11,500,476.70	205,540.14	---	211,997,726.74
Agriculture											
Personal Service	3,463,680.38	1,559,053.93	9,824,758.44	---	---	---	1,436,116.54	---	---	---	16,283,609.29
Expense and Equipment	1,247,287.64	910,147.80	4,854,265.23	---	6,022.67	---	4,597,389.53	---	---	---	11,615,112.87
Capital Improvements	120,187.89	---	---	---	186,045.20	---	---	---	---	---	306,233.09
Program Specific	3,874,714.80	834,975.90	963,973.61	---	---	---	97,538.10	---	---	---	5,771,202.41
Insurance, Financial Institutions and Professional Registration											
Personal Service	---	---	24,990,847.36	---	---	---	---	3,472,514.47	---	---	28,463,361.83
Expense and Equipment	---	---	5,437,401.11	---	---	---	---	1,137,990.97	---	---	6,575,392.08
Capital Improvements	---	---	---	---	---	---	---	---	---	---	---
Program Specific	---	1,219,999.69	247,369.50	---	---	---	---	103,498.01	---	---	1,570,867.20
Conservation											
Personal Service	---	---	79,296,692.15	---	---	---	---	---	---	---	79,296,692.15
Expense and Equipment	---	---	60,105,044.43	---	---	---	---	---	---	---	60,105,044.43
Capital Improvements	---	---	21,376,973.28	---	---	---	---	---	---	---	21,376,973.28
Program Specific	---	---	15,649,497.57	---	---	---	---	---	---	---	15,649,497.57
Economic Development											
Personal Service	3,961,224.82	14,039,330.56	12,909,636.28	---	---	---	---	785,483.33	---	---	31,695,674.99
Expense and Equipment	3,639,430.35	3,868,475.50	23,296,526.09	---	---	---	---	121,830.52	---	---	30,926,262.46
Capital Improvements	---	---	---	---	---	---	---	---	---	---	---
Program Specific	31,511,335.54	95,029,015.19	36,482,873.27	---	---	---	---	---	6,028,757.02	---	169,051,981.02
Elementary and Secondary Education											
Personal Service	30,330,457.33	35,789,442.00	236,125.09	---	---	---	---	---	---	---	66,356,024.42
Expense and Equipment	46,847,960.64	19,360,505.10	6,641,046.26	---	964,594.98	---	---	---	---	---	73,814,106.98
Capital Improvements	771,062.15	125,667.26	---	---	235,135.70	---	---	---	---	---	1,131,865.11
Program Specific	2,261,061,311.46	960,858,375.62	2,460,312,544.78	---	---	---	---	---	---	---	5,682,232,231.86
Higher Education											
Personal Service	436,335.86	28,564.95	2,160,955.34	---	---	---	---	---	---	---	2,625,856.15
Expense and Equipment	464,470.13	4,250.06	9,023,192.75	---	---	---	---	---	---	---	9,491,912.94
Capital Improvements	---	---	---	---	---	---	---	---	---	---	---
Program Specific	877,213,966.70	1,085,074.92	269,179,007.44	---	83,235,602.07	---	---	---	4,936,204.56	---	1,235,649,855.69

STATE OF MISSOURI
SUMMARY OF EXPENDITURES BY DEPARTMENT,
FUND GROUP AND MAJOR CATEGORY AND TRANSFERS OUT BY FUND GROUP
FOR THE APPROPRIATION YEAR 2017

	General Fund		Special Revenue Funds	Debt Service Funds	Capital Projects Funds	Permanent Funds	Enterprise Funds	Internal Service Funds	Agency Funds	Private Purpose Trust Funds	Totals
	General Revenue Funds	Federal Funds									
Health and Senior Services											
Personal Service	26,422,479.36	44,587,628.43	3,965,555.83	---	---	---	---	---	---	---	74,975,663.62
Expense and Equipment	5,496,787.39	17,463,141.25	6,132,801.93	---	---	---	---	---	---	---	29,092,730.57
Capital Improvements	---	---	---	---	---	---	---	---	---	---	---
Program Specific	358,515,164.91	873,114,718.87	5,095,085.09	---	---	---	---	---	10,180.41	---	1,236,735,149.28
Transportation											
Personal Service	---	953,482.39	1,682,712.16	---	393,926,984.39	---	---	---	---	---	396,563,178.94
Expense and Equipment	---	3,591,252.50	221,902.54	---	308,230,127.11	---	---	---	---	---	312,043,282.15
Capital Improvements	---	---	25,262.69	---	643,106,438.12	---	---	---	---	---	643,131,700.81
Program Specific	19,485,651.70	77,392,546.58	28,932,214.73	175,678,834.15	389,827,974.72	---	---	---	---	---	691,317,221.88
Labor and Industrial Relations											
Personal Service	1,187,487.98	20,114,158.06	9,218,714.56	---	---	---	---	---	---	---	30,520,360.60
Expense and Equipment	124,446.74	5,693,531.23	3,028,324.33	---	---	---	---	---	---	---	8,846,302.30
Capital Improvements	---	---	---	---	---	---	---	---	---	---	---
Program Specific	202,603.93	7,930,060.64	99,526,576.69	---	---	---	---	---	1,072,254.79	---	108,731,496.05
Mental Health											
Personal Service	191,933,579.90	65,504,243.68	1,796,249.75	---	---	---	---	---	---	---	259,234,073.33
Expense and Equipment	73,956,441.96	11,278,869.87	1,782,958.48	---	6,446,979.59	---	93,708.83	---	---	---	93,558,958.73
Capital Improvements	2,537,669.44	126,586.39	9,000.00	---	49,479,792.41	---	---	---	---	---	52,153,048.24
Program Specific	581,168,517.79	902,472,668.22	11,445,542.81	---	---	---	10,729,631.60	5,355.20	---	---	1,505,821,715.62
Natural Resources											
Personal Service	6,028,854.90	15,278,889.21	37,525,874.07	---	---	---	2,260,699.85	3,793,416.35	---	---	64,887,734.38
Expense and Equipment	3,482,780.50	5,475,085.16	15,228,018.09	---	1,070,285.43	---	10,211,778.37	2,207,789.47	---	---	37,675,737.02
Capital Improvements	268,482.87	99,406.55	8,488,777.64	---	1,808,379.90	---	13,554,638.72	---	---	---	24,219,685.68
Program Specific	2,298,746.94	5,713,899.11	251,917,866.57	---	---	---	16,893,372.84	---	---	---	276,823,885.46
Public Safety											
Personal Service	35,420,049.08	19,124,556.62	214,869,303.98	---	---	---	54,141,160.82	---	---	---	323,555,070.50
Expense and Equipment	13,682,279.53	30,089,348.54	75,736,499.03	---	134,508.65	---	21,009,172.54	10,000.00	---	---	140,661,808.29
Capital Improvements	1,061,979.80	4,376,483.80	6,418,472.12	---	2,093,829.45	---	182,324.33	---	---	---	14,133,089.50
Program Specific	8,625,302.64	106,364,360.31	11,957,702.62	---	---	---	1,656,049.99	---	60,515.13	---	128,663,930.69
Revenue											
Personal Service	30,546,626.92	151,583.14	8,132,349.78	---	---	---	6,838,950.78	---	---	---	45,669,510.62
Expense and Equipment	21,657,465.31	2,320,274.94	6,208,058.45	---	---	---	198,233,005.76	---	---	---	228,418,804.46
Capital Improvements	---	---	---	---	---	---	6,605.88	---	---	---	6,605.88
Program Specific	1,429,056,091.22	---	203,487,010.09	---	---	---	11,883.64	---	1,068,057.14	---	1,633,623,042.09
Social Services											
Personal Service	79,614,301.17	153,122,910.42	5,108,934.79	---	---	---	---	---	---	---	237,846,146.38
Expense and Equipment	61,165,860.42	199,240,566.64	6,592,959.60	---	317,044.54	---	---	905,336.27	---	---	268,221,767.47
Capital Improvements	259,619.53	11,081.18	14,404.60	---	205,694.90	---	---	---	---	---	490,800.21
Program Specific	3,400,599,255.01	4,725,372,495.87	472,759,010.98	---	---	---	---	---	2,982,931.84	11,637,353.02	8,613,351,046.72
Corrections											
Personal Service	367,026,055.70	1,438,686.83	---	---	---	---	---	5,800,070.16	---	---	374,264,812.69
Expense and Equipment	107,447,843.69	649,666.95	504,790.67	---	1,315,786.02	---	---	23,214,337.87	---	---	133,132,425.20
Capital Improvements	92,471.06	290,432.56	51,749.04	---	584,321.81	---	---	---	---	---	1,018,974.47
Program Specific	188,654,858.10	71,024.00	74,860.50	---	---	---	---	133,797.44	---	---	188,934,540.04
Transfers Out											
Appropriated	4,511,111,525.94	409,566,855.91	1,791,149,263.10	238,415.28	16,537,741.58	---	375,736,884.16	23,791,509.00	4,227,431.19	64,559,968.92	7,196,919,595.08
Totals	\$ 15,357,852,522.10	\$ 8,920,321,933.16	\$ 6,367,980,625.22	\$ 245,120,210.57	\$ 1,915,971,305.36	\$ ---	\$ 710,083,123.48	\$ 232,420,142.53	\$ 892,784,704.36	\$ 121,388,653.18	\$ 34,763,923,219.96

The notes are an integral part of this report.

STATE OF MISSOURI
SUMMARY OF APPROPRIATIONS BY FUND GROUP
FOR THE APPROPRIATION YEAR 2017

	<u>Appropriations</u>	<u>Expenditures and Appropriated Transfers Out</u>	<u>Reappropriations to 2018</u>	<u>Lapse of Appropriations</u>
General Fund:				
General Revenue Funds	\$ 16,513,915,863.00	\$ 15,357,852,522.10	\$ 68,678,991.00	\$ 1,087,384,349.90
Federal Funds	10,083,456,134.00	8,920,321,933.16	46,355,808.00	1,116,778,392.84
Special Revenue Funds	7,417,014,967.00	6,367,980,625.22	47,938,702.00	1,001,095,639.78
Debt Service Funds	252,233,434.00	245,120,210.57	---	7,113,223.43
Capital Projects Funds	2,486,462,467.00	1,915,971,305.36	293,203,086.00	277,288,075.64
Permanent Funds	10,165.00	---	---	10,165.00
Enterprise Funds	775,249,892.00	710,083,123.48	5,687,159.00	59,479,609.52
Internal Service Funds	292,162,291.00	232,420,142.53	241,582.00	59,500,566.47
Agency Funds	949,302,360.00	892,784,704.36	---	56,517,655.64
Private Purpose Trust Funds	<u>129,726,666.00</u>	<u>121,388,653.18</u>	<u>---</u>	<u>8,338,012.82</u>
Totals	<u><u>\$ 38,899,534,239.00</u></u>	<u><u>\$ 34,763,923,219.96</u></u>	<u><u>\$ 462,105,328.00</u></u>	<u><u>\$ 3,673,505,691.04</u></u>

The notes are an integral part of this report.

STATE OF MISSOURI
SUMMARY OF APPROPRIATIONS BY FUND AND DEPARTMENT
GENERAL REVENUE FUNDS
FOR THE APPROPRIATION YEAR 2017

	Appropriations	Expenditures and Appropriated Transfers Out	Reappropriations to 2018	Lapse of Appropriations
<u>General Revenue - 0101</u>				
Legislature	\$ 38,212,050.00	\$ 34,395,523.27	\$ ---	\$ 3,816,526.73
Judiciary	223,171,803.00	215,327,328.84	---	7,844,474.16
Executive	64,983,202.00	57,377,372.93	---	7,605,829.07
Office of Administration	206,601,699.00	188,722,658.06	31,120.00	17,847,920.94
Agriculture	9,911,863.00	4,664,604.91	---	5,247,258.09
Economic Development	14,729,293.00	7,599,967.99	---	7,129,325.01
Elementary and Secondary Education	2,369,659,270.00	2,334,807,259.75	---	34,852,010.25
Higher Education	972,353,809.00	822,662,914.64	12,521,906.00	137,168,988.36
Health and Senior Services	393,367,806.00	388,557,354.25	---	4,810,451.75
Transportation	30,044,129.00	19,485,651.70	---	10,558,477.30
Labor and Industrial Relations	1,532,408.00	1,364,538.65	---	167,869.35
Mental Health	853,881,290.00	831,700,982.42	311,679.00	21,868,628.58
Natural Resources	14,881,746.00	11,231,304.87	105,832.00	3,544,609.13
Public Safety	82,545,685.00	56,685,381.47	---	25,860,303.53
Revenue	1,492,990,516.00	1,479,931,066.07	---	13,059,449.93
Social Services	1,811,121,198.00	1,707,795,076.15	---	103,326,121.85
Corrections	686,051,624.00	660,405,538.27	---	25,646,085.73
<u>Uncompensated Care - 0108</u>				
Social Services	92,794,914.00	92,794,913.96	---	0.04
<u>Facilities Maintenance Reserve - 0124</u>				
Office of Administration	91,853,699.00	28,497,279.93	55,458,022.00	7,898,397.07
Agriculture	189,678.00	189,627.80	48.00	2.20
Economic Development	48.00	---	48.00	---
Elementary and Secondary Education	830,148.00	830,096.34	48.00	3.66
Labor and Industrial Relations	48.00	---	48.00	---
Mental Health	1,594,218.00	1,594,166.04	48.00	3.96
Natural Resources	271,567.00	271,515.95	48.00	3.05
Public Safety	1,495,782.00	1,495,732.08	48.00	1.92
Social Services	839,026.00	838,975.12	48.00	2.88
Corrections	2,812,766.00	2,812,714.65	48.00	3.35
<u>State Property Preservation - 0128</u>				
Office of Administration	1.00	---	---	1.00
<u>Marquerite Ross Barnett Scholarship - 0131</u>				
Higher Education	500,000.00	409,521.48	---	90,478.52
<u>Intergovernmental Transfer - 0139</u>				
Social Services	174,020,400.00	135,272,933.18	---	38,747,466.82
<u>Federal Reimbursement Allowance - 0142</u>				
Office of Administration	27.00	25.11	---	1.89
Social Services	1,459,311,183.00	1,356,304,502.90	---	103,006,680.10
<u>Pharmacy Reimbursement Allowance - 0144</u>				
Office of Administration	850.00	---	---	850.00
Social Services	171,014,227.00	160,301,969.30	---	10,712,257.70

STATE OF MISSOURI
SUMMARY OF APPROPRIATIONS BY FUND AND DEPARTMENT
GENERAL REVENUE FUNDS
FOR THE APPROPRIATION YEAR 2017

	Appropriations	Expenditures and Appropriated Transfers Out	Reappropriations to 2018	Lapse of Appropriations
<u>State Treasurer's General</u>				
<u>Operations - 0164</u>				
Executive	2,101,769.00	1,984,291.25	---	117,477.75
Office of Administration	5,183.00	---	---	5,183.00
<u>Child Support Enforcement - 0169</u>				
Office of Administration	1,192,969.00	7,527.47	---	1,185,441.53
Revenue	2,115,905.00	1,329,117.38	---	786,787.62
Social Services	4,869,354.00	4,001,167.55	---	868,186.45
<u>Missouri Technology</u>				
<u>Investment - 0172</u>				
Economic Development	22,910,000.00	13,356,944.74	---	9,553,055.26
<u>Missouri Water Development - 0174</u>				
Natural Resources	477,098.00	477,097.48	---	0.52
<u>Missouri Humanities Council</u>				
<u>Trust - 0177</u>				
Economic Development	3,610,000.00	1,423,050.00	---	2,186,950.00
<u>Post Closure - 0198</u>				
Natural Resources	424,075.00	2,880.00	---	421,195.00
<u>Health Access Incentive - 0276</u>				
Office of Administration	7,690.00	3,857.26	---	3,832.74
Health and Senior Services	792,837.00	731,395.35	---	61,441.65
<u>Independent Living Center - 0284</u>				
Elementary and Secondary Education	390,556.00	346,556.00	---	44,000.00
<u>Missouri Moves - 0418</u>				
Transportation	20,000,000.00	---	---	20,000,000.00
<u>Habilitation Center Room and</u>				
<u>Board - 0435</u>				
Mental Health	3,416,027.00	2,864,509.41	---	551,517.59
<u>Martin Luther King, Jr. State</u>				
<u>Celebration Commission - 0438</u>				
Labor and Industrial Relations	5,000.00	---	---	5,000.00
<u>E-Procurement and State</u>				
<u>Technology - 0495</u>				
Office of Administration	2,000,000.00	1,151,275.18	---	848,724.82
<u>Quality Improvement</u>				
<u>Revolving - 0537</u>				
Higher Education	75,000.00	68,574.54	---	6,425.46
<u>International Promotions</u>				
<u>Revolving - 0567</u>				
Office of Administration	2,762.00	---	---	2,762.00
Economic Development	1,402,238.00	485,428.73	---	916,809.27

STATE OF MISSOURI
SUMMARY OF APPROPRIATIONS BY FUND AND DEPARTMENT
GENERAL REVENUE FUNDS
FOR THE APPROPRIATION YEAR 2017

	Appropriations	Expenditures and Appropriated Transfers Out	Reappropriations to 2018	Lapse of Appropriations
<u>Missouri CASA - 0590</u>				
Judiciary	100,000.00	75,747.84	---	24,252.16
<u>Missouri Job Development - 0600</u>				
Office of Administration	7,000.00	5,868.27	---	1,131.73
Economic Development	14,514,643.00	11,406,527.91	---	3,108,115.09
<u>Attorney General's Court Costs - 0603</u>				
Executive	187,000.00	132,057.58	---	54,942.42
<u>Missouri Breeders - 0605</u>				
Public Safety	5,000.00	5,000.00	---	---
<u>Healthy Families Trust - 0625</u>				
Office of Administration	750.00	---	---	750.00
Higher Education	437,640.00	437,640.00	---	---
Mental Health	2,269,427.00	2,269,326.99	---	100.01
Public Safety	147,870.00	101,634.88	---	46,235.12
Social Services	68,825,980.00	68,825,979.32	---	0.68
<u>Merchandising Practices Revolving - 0631</u>				
Executive	3,886,429.00	2,438,402.66	---	1,448,026.34
<u>Petition Audit Revolving Trust - 0648</u>				
Executive	893,463.00	146,904.55	---	746,558.45
<u>Excellence In Education - 0651</u>				
Office of Administration	184,680.00	78,014.82	---	106,665.18
Elementary and Secondary Education	2,947,889.00	2,269,076.98	---	678,812.02
<u>Environmental Radiation Monitoring - 0656</u>				
Office of Administration	2,591.00	2,590.70	---	0.30
Health and Senior Services	95,362.00	95,362.00	---	---
Natural Resources	253,468.00	96,066.91	---	157,401.09
<u>Department of Health - Donated - 0658</u>				
Office of Administration	20,564.00	2,337.64	---	18,226.36
Health and Senior Services	2,154,508.00	992,084.25	---	1,162,423.75
<u>Antitrust Revolving - 0666</u>				
Executive	646,626.00	270,433.31	---	376,192.69
<u>Energy Set-Aside Program - 0667</u>				
Office of Administration	86,243.00	18,210.69	---	68,032.31
Economic Development	22,585,571.00	2,922,613.38	---	19,662,957.62
<u>Highway Patrol Academy - 0674</u>				
Office of Administration	140.00	138.72	---	1.28
Public Safety	776,987.00	466,248.21	---	310,738.79
<u>State Elections Subsidy - 0686</u>				
Executive	707,977.00	707,976.97	---	0.03

STATE OF MISSOURI
SUMMARY OF APPROPRIATIONS BY FUND AND DEPARTMENT
GENERAL REVENUE FUNDS
FOR THE APPROPRIATION YEAR 2017

	Appropriations	Expenditures and Appropriated Transfers Out	Reappropriations to 2018	Lapse of Appropriations
<u>State Legal Expense - 0692</u>				
Office of Administration	24,262,435.00	24,233,445.76	---	28,989.24
<u>Office of Administration Donated - 0722</u>				
Office of Administration	80,000.00	10,449.66	---	69,550.34
<u>Grants and Contributions - 0723</u>				
Office of Administration	250,000.00	---	250,000.00	---
<u>Long-Term Support UPL - 0724</u>				
Social Services	4,659,096.00	1,972,794.00	---	2,686,302.00
<u>Biodiesel Fuel Revolving - 0730</u>				
Economic Development	28,828.00	---	---	28,828.00
<u>Drug Court Resources - 0733</u>				
Judiciary	7,684,641.00	6,626,288.97	---	1,058,352.03
<u>Investors Restitution - 0741</u>				
Executive	2,000,000.00	188,828.36	---	1,811,171.64
<u>Missouri Commission for the Deaf and Hard of Hearing - 0743</u>				
Office of Administration	2,026.00	---	---	2,026.00
Elementary and Secondary Education	153,437.00	---	---	153,437.00
<u>State Supplemental Downtown Development - 0766</u>				
Economic Development	1,555,451.00	1,336,370.99	---	219,080.01
<u>Missouri Qualified Biodiesel Producer Incentive - 0777</u>				
Agriculture	9,903,925.00	3,850,638.00	---	6,053,287.00
<u>Highway Patrol Expense - 0793</u>				
Public Safety	65,000.00	35,614.41	---	29,385.59
<u>Multipurpose Water Resource Program - 0815</u>				
Natural Resources	1.00	---	---	1.00
<u>AH Comm Ed Due Process Hearing - 0818</u>				
Office of Administration	133,684.00	17,304.24	---	116,379.76
<u>Library Networking - 0822</u>				
Executive	1,110,000.00	785,588.27	---	324,411.73
<u>Investor Education and Protection - 0829</u>				
Executive	1,756,497.00	536,103.02	---	1,220,393.98
Office of Administration	3,057.00	3,056.37	---	0.63

STATE OF MISSOURI
SUMMARY OF APPROPRIATIONS BY FUND AND DEPARTMENT
GENERAL REVENUE FUNDS
FOR THE APPROPRIATION YEAR 2017

	Appropriations	Expenditures and Appropriated Transfers Out	Reappropriations to 2018	Lapse of Appropriations
<u>Academic Scholarship - 0840</u>				
Higher Education	22,176,666.00	20,207,825.00	---	1,968,841.00
<u>Advantage Missouri Trust - 0856</u>				
Higher Education	15,000.00	---	---	15,000.00
<u>Charter Public School Commission Trust - 0862</u>				
Elementary and Secondary Education	2,000,000.00	---	---	2,000,000.00
<u>Premium - 0885</u>				
Social Services	13,530,502.00	13,530,498.32	---	3.68
<u>Assistive Technology Loan Revolving - 0889</u>				
Elementary and Secondary Education	636,961.00	198,022.29	---	438,938.71
<u>Childhood Lead Testing - 0899</u>				
Office of Administration	13,032.00	807.92	---	12,224.08
Health and Senior Services	69,335.00	58,235.81	---	11,099.19
<u>Downtown Revitalization Preservation - 0907</u>				
Economic Development	200,000.00	135,012.71	---	64,987.29
<u>Livestock Feed Crop Input Loan - 0914</u>				
Agriculture	50,000.00	---	---	50,000.00
<u>School for the Blind Trust - 0920</u>				
Elementary and Secondary Education	1,500,000.00	542,147.72	---	957,852.28
<u>School for the Deaf Trust - 0922</u>				
Elementary and Secondary Education	49,500.00	17,632.50	---	31,867.50
<u>Institution Gift Trust - 0925</u>				
Office of Administration	90.00	---	---	90.00
Agriculture	5,000.00	---	---	5,000.00
Higher Education	108,358.00	23,832.59	---	84,525.41
Corrections	30,000.00	2,975.63	---	27,024.37
<u>Secretary of State - Wolfner State Library - 0928</u>				
Executive	30,000.00	29,583.83	---	416.17
<u>DMH Local Tax Matching - 0930</u>				
Mental Health	21,003,106.00	11,167,224.23	---	9,835,881.77
<u>Energy Futures - 0935</u>				
Economic Development	5,589,347.00	446,074.26	---	5,143,272.74
<u>Line of Duty Compensation- 0939</u>				
Labor and Industrial Relations	450,000.00	150,000.00	---	300,000.00

STATE OF MISSOURI
SUMMARY OF APPROPRIATIONS BY FUND AND DEPARTMENT
GENERAL REVENUE FUNDS
FOR THE APPROPRIATION YEAR 2017

	Appropriations	Expenditures and Appropriated Transfers Out	Reappropriations to 2018	Lapse of Appropriations
	<hr/>	<hr/>	<hr/>	<hr/>
<u>Children's Special Health Care Needs - 0950</u>				
Health and Senior Services	30,000.00	---	---	30,000.00
<u>A+ Schools - 0955</u>				
Higher Education	39,500,000.00	34,291,464.44	---	5,208,535.56
<u>Recovery Audit and Compliance - 0974</u>				
Office of Administration	537.00	535.53	---	1.47
Social Services	1,282,087.00	226.33	---	1,281,860.67
<u>Foster Care and Adoptive Parents Retention and Recruitment - 0979</u>				
Social Services	5,000.00	---	---	5,000.00
<u>AP Incentive Grant - 0983</u>				
Higher Education	100,000.00	13,000.00	---	87,000.00
<u>Puppy Protection Trust - 0985</u>				
Agriculture	1,000.00	1,000.00	---	---
<u>Developmental Disabilities Waiting List Equity Trust - 0986</u>				
Mental Health	10,000.00	---	---	10,000.00
Subtotals	11,613,137,843.00	10,846,740,996.16	68,678,991.00	697,717,855.84
Appropriated Transfers Out	4,900,778,020.00	4,511,111,525.94	---	389,666,494.06
Totals	<u>\$ 16,513,915,863.00</u>	<u>\$ 15,357,852,522.10</u>	<u>\$ 68,678,991.00</u>	<u>\$ 1,087,384,349.90</u>

STATE OF MISSOURI
SUMMARY OF APPROPRIATIONS BY FUND AND DEPARTMENT
FEDERAL FUNDS
FOR THE APPROPRIATION YEAR 2017

	Appropriations	Expenditures and Appropriated Transfers Out	Reappropriations to 2018	Lapse of Appropriations
<u>Vocational Rehabilitation - 0104</u>				
Office of Administration	\$ 24,080.00	\$ 24,079.31	\$ ---	\$ 0.69
Elementary and Secondary Education	104,496,241.00	97,669,992.45	---	6,826,248.55
<u>Elementary and Secondary Education - 0105</u>				
Office of Administration	37,093.00	8,907.01	---	28,185.99
Elementary and Secondary Education	980,915,424.00	918,039,927.09	---	62,875,496.91
<u>Office of the State Public Defender - 0112</u>				
Judiciary	125,000.00	---	---	125,000.00
<u>Pharmacy Rebates - 0114</u>				
Social Services	261,832,650.00	261,807,650.00	---	25,000.00
<u>State Auditor - Federal - 0115</u>				
Executive	918,993.00	627,928.59	---	291,064.41
Office of Administration	1,000.00	---	---	1,000.00
<u>Higher Education - 0116</u>				
Office of Administration	3,100.00	---	---	3,100.00
Higher Education	2,248,806.00	1,117,889.93	---	1,130,916.07
<u>Labor and Industrial Relations - Commission on Human Rights - 0117</u>				
Office of Administration	1,215.00	---	---	1,215.00
Labor and Industrial Relations	1,208,442.00	933,200.29	---	275,241.71
<u>Economic Development - Community Development Block Grant - Pass-through - 0118</u>				
Economic Development	59,725,000.00	30,620,515.54	---	29,104,484.46
<u>Third Party Liability Collections - 0120</u>				
Judiciary	397,256.00	293,363.92	---	103,892.08
Office of Administration	2,023.00	1,633.14	---	389.86
Social Services	17,114,452.00	16,939,466.93	---	174,985.07
<u>Public Safety - Juvenile Accountability Incentive Block Grant - 0121</u>				
Public Safety	102,812.00	101,605.92	---	1,206.08
<u>Labor and Industrial Relations Administrative - 0122</u>				
Office of Administration	4,008,332.00	2,796,735.85	---	1,211,596.15
Labor and Industrial Relations	4,306,561.00	3,300,929.36	---	1,005,631.64
<u>Economic Development - Community Development Block Grant - Administration - 0123</u>				
Executive	275,000.00	---	---	275,000.00
Office of Administration	410.00	---	---	410.00
Economic Development	1,107,840.00	651,331.85	---	456,508.15

STATE OF MISSOURI
SUMMARY OF APPROPRIATIONS BY FUND AND DEPARTMENT
FEDERAL FUNDS
FOR THE APPROPRIATION YEAR 2017

	Appropriations	Expenditures and Appropriated Transfers Out	Reappropriations to 2018	Lapse of Appropriations
<u>Multimodal Operations - 0126</u>				
Office of Administration	1,650.00	---	---	1,650.00
Transportation	106,014,616.00	63,196,442.75	---	42,818,173.25
<u>Economic Development - 0129</u>				
Economic Development	9,386,222.00	928,454.94	---	8,457,767.06
<u>Corrections - 0130</u>				
Office of Administration	739.00	---	---	739.00
Corrections	5,167,846.00	2,449,810.34	---	2,718,035.66
<u>Revenue - Federal - 0132</u>				
Revenue	4,111,573.00	2,471,858.08	---	1,639,714.92
<u>Agriculture - 0133</u>				
Office of Administration	1,000.00	---	---	1,000.00
Agriculture	7,275,554.00	3,304,177.63	---	3,971,376.37
<u>Office of Administration - 0135</u>				
Office of Administration	10,217,014.00	2,939,003.74	250,000.00	7,028,010.26
<u>Attorney General - 0136</u>				
Executive	6,176,341.00	3,217,294.85	---	2,959,046.15
Office of Administration	6,918.00	240.69	---	6,677.31
<u>Judiciary - 0137</u>				
Judiciary	14,392,654.00	10,603,835.37	---	3,788,818.63
Office of Administration	18,529.00	5,041.36	---	13,487.64
<u>Economic Development - Missouri Council on the Arts - 0138</u>				
Economic Development	984,557.00	673,938.60	---	310,618.40
<u>Natural Resources - 0140</u>				
Office of Administration	10,181.00	5,341.71	---	4,839.29
Natural Resources	92,748,508.00	26,567,280.03	4,302,765.00	61,878,462.97
<u>Health - 0143</u>				
Office of Administration	112,827.00	33,969.49	---	78,857.51
Health and Senior Services	971,126,906.00	935,165,488.55	---	35,961,417.45
Public Safety	1,277,016.00	1,060,552.12	---	216,463.88
<u>State Emergency Management - 0145</u>				
Office of Administration	5,468.00	---	---	5,468.00
Public Safety	15,480,552.00	13,755,684.02	---	1,724,867.98
<u>Mental Health Intergovernmental Transfer - 0147</u>				
Mental Health	8,000,100.00	5,990,162.00	---	2,009,938.00
<u>Mental Health - 0148</u>				
Office of Administration	91,477.00	59,505.76	---	31,971.24
Mental Health	1,119,602,200.00	973,392,206.16	---	146,209,993.84

STATE OF MISSOURI
SUMMARY OF APPROPRIATIONS BY FUND AND DEPARTMENT
FEDERAL FUNDS
FOR THE APPROPRIATION YEAR 2017

	Appropriations	Expenditures and Appropriated Transfers Out	Reappropriations to 2018	Lapse of Appropriations
<u>Transportation - Highway</u>				
<u>Safety - 0149</u>				
Transportation	20,608,121.00	16,764,313.91	---	3,843,807.09
<u>Secretary of State Records - 0150</u>				
Executive	50,000.00	10,459.59	---	39,540.41
<u>Public Safety - 0152</u>				
Office of Administration	9,590.00	---	---	9,590.00
Public Safety	72,505,864.00	35,877,840.83	---	36,628,023.17
<u>Job Development and Training - 0155</u>				
Office of Administration	16,284.00	16,283.14	---	0.86
Economic Development	118,296,287.00	69,795,493.15	---	48,500,793.85
<u>Election Admin Improvement - 0157</u>				
Executive	9,245,208.00	5,310,681.88	---	3,934,526.12
Office of Administration	1,028.00	1,026.66	---	1.34
<u>Election Improvement Revolving</u>				
<u>Loan - 0158</u>				
Executive	50,000.00	---	---	50,000.00
<u>Title XIX - 0163</u>				
Social Services	4,180,326,256.00	3,942,017,114.79	---	238,309,141.21
<u>OA Information Technology - 0165</u>				
Office of Administration	71,136,808.00	44,103,950.42	---	27,032,857.58
<u>Secretary of State - Federal and</u>				
<u>Other - 0166</u>				
Executive	200,000.00	---	---	200,000.00
<u>Family Services Donations - 0167</u>				
Social Services	143,994.00	8,764.38	---	135,229.62
<u>Charter Public School Commission</u>				
<u>Federal - 0175</u>				
Elementary and Secondary Education	500,000.00	---	---	500,000.00
<u>Missouri Veterans Commission -</u>				
<u>Federal - 0184</u>				
Public Safety	9,857,041.00	1,267.50	8,254,173.00	1,601,600.50
<u>MCSAP/Division of Transportation - 0185</u>				
Transportation	1,999,725.00	1,976,524.81	---	23,200.19
<u>Division of Labor Standards - 0186</u>				
Labor and Industrial Relations	1,398,754.00	876,384.04	---	522,369.96
<u>Assistive Technology - 0188</u>				
Office of Administration	2,166.00	---	---	2,166.00
Elementary and Secondary Education	839,477.00	424,070.44	---	415,406.56

STATE OF MISSOURI
SUMMARY OF APPROPRIATIONS BY FUND AND DEPARTMENT
FEDERAL FUNDS
FOR THE APPROPRIATION YEAR 2017

	Appropriations	Expenditures and Appropriated Transfers Out	Reappropriations to 2018	Lapse of Appropriations
<u>Federal and Other - 0189</u>				
Social Services	1,500,000.00	110,915.26	---	1,389,084.74
<u>Adjutant General - 0190</u>				
Office of Administration	17,086.00	17,084.97	---	1.03
Public Safety	69,802,332.00	28,630,856.68	33,485,026.00	7,686,449.32
<u>Labor and Industrial Relations - Crime Victims - Federal - 0191</u>				
Public Safety	3,900,000.00	2,617,143.13	---	1,282,856.87
<u>MDI - 0192</u>				
Insurance, Financial Institutions and Professional Registration	1,792,607.00	1,219,999.69	---	572,607.31
<u>Public Safety - Homeland Security - 0193</u>				
Public Safety	23,409,561.00	14,111,352.23	---	9,298,208.77
<u>Federal Drug Seizure - 0194</u>				
Public Safety	659,806.00	422,186.24	---	237,619.76
<u>Secretary of State - 0195</u>				
Executive	4,606,640.00	2,868,043.02	---	1,738,596.98
<u>Community Service Commission - 0197</u>				
Office of Administration	9,687.00	---	---	9,687.00
Economic Development	3,949,780.00	3,913,447.22	---	36,332.78
<u>Temporary Assistance for Needy Families - 0199</u>				
Office of Administration	4,336,958.00	3,530,465.17	---	806,492.83
Social Services	192,010,881.00	134,847,760.34	---	57,163,120.66
<u>Social Services and Other Sources - 0610</u>				
Executive	500,000.00	---	---	500,000.00
Office of Administration	300,377.00	141,252.63	---	159,124.37
Social Services	819,948,288.00	690,923,258.32	63,844.00	128,961,185.68
<u>Missouri Disaster - 0663</u>				
Public Safety	100,815,629.00	59,781,051.10	---	41,034,577.90
<u>Abandoned Mine Reclamation - 0697</u>				
Natural Resources	178.00	---	---	178.00
<u>DYS Child Benefits - 0727</u>				
Social Services	200,000.00	25,422.19	---	174,577.81
<u>Justice Assistance Grant Program - 0782</u>				
Office of Administration	700.00	698.76	---	1.24
Public Safety	5,329,477.00	3,595,209.50	---	1,734,267.50

STATE OF MISSOURI
SUMMARY OF APPROPRIATIONS BY FUND AND DEPARTMENT
FEDERAL FUNDS
FOR THE APPROPRIATION YEAR 2017

	Appropriations	Expenditures and Appropriated Transfers Out	Reappropriations to 2018	Lapse of Appropriations
<u>Energy Federal - 0866</u>				
Office of Administration	800.00	---	---	800.00
Economic Development	18,764,853.00	6,290,968.20	---	12,473,884.80
<u>Unemployment Compensation</u>				
<u>Administration - 0948</u>				
Office of Administration	34,366.00	11,731.80	---	22,634.20
Labor and Industrial Relations	46,223,256.00	28,627,236.24	---	17,596,019.76
<u>Show-Me Heroes - 0995</u>				
Economic Development	500,000.00	62,671.75	---	437,328.25
<u>Federal Stimulus - Social</u>				
<u>Services - 2292</u>				
Social Services	40,000,000.00	31,066,701.90	---	8,933,298.10
Subtotals	9,636,862,043.00	8,510,755,077.25	46,355,808.00	1,079,751,157.75
Appropriated Transfers Out	446,594,091.00	409,566,855.91	---	37,027,235.09
Totals	<u>\$ 10,083,456,134.00</u>	<u>\$ 8,920,321,933.16</u>	<u>\$ 46,355,808.00</u>	<u>\$ 1,116,778,392.84</u>

**STATE OF MISSOURI
SUMMARY OF APPROPRIATIONS BY FUND AND DEPARTMENT
SPECIAL REVENUE FUNDS
FOR THE APPROPRIATION YEAR 2017**

	Appropriations	Expenditures and Appropriated Transfers Out	Reappropriations to 2018	Lapse of Appropriations
<u>Utilicare Stabilization - 0134</u>				
Economic Development	\$ 100.00	\$ ---	\$ ---	\$ 100.00
Social Services	4,000,000.00	3,895,979.00	---	104,021.00
<u>MO HealthNet Managed Care Organization Reimbursement Allowance - 0160</u>				
Office of Administration	88.00	---	---	88.00
Social Services	5,000.00	---	---	5,000.00
<u>Nursing Facility Federal Reimbursement Allowance - 0196</u>				
Health and Senior Services	725,000.00	705,623.44	---	19,376.56
Social Services	339,591,483.00	336,202,907.64	---	3,388,575.36
<u>Motorcycle Safety Trust - 0246</u>				
Transportation	425,000.00	290,857.04	---	134,142.96
<u>School District Bonds - 0248</u>				
Elementary and Secondary Education	492,000.00	439,392.52	---	52,607.48
<u>Compulsive Gamblers - 0249</u>				
Mental Health	264,377.00	123,018.57	---	141,358.43
Public Safety	56,310.00	1,265.68	---	55,044.32
<u>Missouri Crime Prevention Information and Programming - 0253</u>				
Public Safety	1,000.00	---	---	1,000.00
<u>Missouri Housing Trust - 0254</u>				
Economic Development	4,450,000.00	3,182,734.12	---	1,267,265.88
<u>Treasurer's Information - 0255</u>				
Executive	8,000.00	177.41	---	7,822.59
<u>Elevator Safety - 0257</u>				
Office of Administration	21,990.00	20,523.02	---	1,466.98
Public Safety	450,356.00	417,245.82	---	33,110.18
<u>Missouri Arts Council Trust - 0262</u>				
Office of Administration	22,660.00	15,905.90	---	6,754.10
Economic Development	10,905,922.00	5,664,191.34	---	5,241,730.66
<u>Missouri Commission for the Deaf Board of Certification of Interpreters - 0264</u>				
Office of Administration	9,150.00	1,176.55	---	7,973.45
Elementary and Secondary Education	150,000.00	77,461.47	---	72,538.53
<u>Secretary of State's Technology Trust Account - 0266</u>				
Executive	2,793,477.00	2,607,249.30	---	186,227.70
Office of Administration	10,000.00	---	---	10,000.00

STATE OF MISSOURI
SUMMARY OF APPROPRIATIONS BY FUND AND DEPARTMENT
SPECIAL REVENUE FUNDS
FOR THE APPROPRIATION YEAR 2017

	Appropriations	Expenditures and Appropriated Transfers Out	Reappropriations to 2018	Lapse of Appropriations
<u>Missouri Air Emission Reduction - 0267</u>				
Natural Resources	1,586,966.00	1,113,659.61	---	473,306.39
<u>Missouri National Guard Training Site - 0269</u>				
Public Safety	350,474.00	162,701.53	---	187,772.47
<u>Statewide Court Automation - 0270</u>				
Judiciary	5,250,489.00	3,063,856.68	---	2,186,632.32
<u>Nursing Facility Quality of Care - 0271</u>				
Office of Administration	428,509.00	275,571.17	---	152,937.83
Health and Senior Services	2,350,802.00	1,556,100.55	---	794,701.45
Social Services	171,219.00	137,553.91	---	33,665.09
<u>Division of Tourism Supplemental Revenue - 0274</u>				
Office of Administration	55,607.00	14,134.69	---	41,472.31
Economic Development	26,807,487.00	20,002,792.35	---	6,804,694.65
<u>Health Initiatives - 0275</u>				
Office of Administration	55,319.00	45,323.77	---	9,995.23
Health and Senior Services	1,678,834.00	1,623,147.50	---	55,686.50
Mental Health	6,530,744.00	6,524,627.47	---	6,116.53
Revenue	187,406.00	63,519.33	---	123,886.67
Social Services	32,697,684.00	32,544,887.77	---	152,796.23
<u>School Building Revolving - 0279</u>				
Revenue	840.00	840.00	---	---
<u>Peace Officer Standards and Training Commission - 0281</u>				
Public Safety	1,400,000.00	951,566.98	---	448,433.02
<u>Gaming Proceeds for Education - 0285</u>				
Revenue	15,000.00	---	---	15,000.00
<u>Gaming Commission - 0286</u>				
Executive	149,584.00	149,584.00	---	---
Office of Administration	3,109.00	3,108.00	---	1.00
Public Safety	26,769,273.00	23,301,432.86	---	3,467,840.14
Revenue	4,160.00	---	---	4,160.00
Social Services	500,000.00	488,974.80	---	11,025.20
<u>Outstanding Schools Trust - 0287</u>				
Elementary and Secondary Education	836,660,488.00	836,639,605.76	---	20,882.24
<u>Mental Health Earnings - 0288</u>				
Mental Health	11,164,363.00	7,373,385.58	---	3,790,977.42
<u>Bingo Proceeds for Education - 0289</u>				
Elementary and Secondary Education	1,876,355.00	1,618,535.64	---	257,819.36
Public Safety	5,000.00	---	---	5,000.00

STATE OF MISSOURI
SUMMARY OF APPROPRIATIONS BY FUND AND DEPARTMENT
SPECIAL REVENUE FUNDS
FOR THE APPROPRIATION YEAR 2017

	Appropriations	Expenditures and Appropriated Transfers Out	Reappropriations to 2018	Lapse of Appropriations
<u>Grade Crossing Safety</u>				
<u>Account - 0290</u>				
Transportation	4,000,000.00	1,409,010.36	---	2,590,989.64
<u>Lottery Proceeds - 0291</u>				
Office of Administration	97,124.00	94,196.00	---	2,928.00
Elementary and Secondary Education	172,030,832.00	167,949,694.66	---	4,081,137.34
Higher Education	94,402,585.00	91,529,936.88	---	2,872,648.12
<u>Animal Health Laboratory Fee - 0292</u>				
Office of Administration	5,925.00	1,011.08	---	4,913.92
Agriculture	1,087,758.00	1,065,660.96	---	22,097.04
<u>Mammography - 0293</u>				
Office of Administration	4,637.00	2,553.21	---	2,083.79
Health and Senior Services	104,516.00	85,850.30	---	18,665.70
<u>Animal Care Reserve - 0295</u>				
Office of Administration	11,115.00	241.98	---	10,873.02
Agriculture	782,477.00	727,253.46	---	55,223.54
<u>Elderly Home-Delivered Meals</u>				
<u>Trust - 0296</u>				
Office of Administration	10,970.00	8,776.32	---	2,193.68
Health and Senior Services	62,958.00	62,958.00	---	---
<u>Highway Patrol Inspection - 0297</u>				
Public Safety	571,927.00	534,291.25	---	37,635.75
<u>Missouri Public Health Services - 0298</u>				
Office of Administration	1,070,315.00	887,262.25	---	183,052.75
Health and Senior Services	8,843,939.00	7,693,522.41	---	1,150,416.59
<u>Livestock Brands - 0299</u>				
Office of Administration	2,998.00	---	---	2,998.00
Agriculture	30,809.00	13,235.23	---	17,573.77
<u>Veterans Commission Capital</u>				
<u>Improvement Trust - 0304</u>				
Office of Administration	150,445.00	145,971.52	---	4,473.48
Public Safety	33,369,430.00	11,932,923.80	18,325,117.00	3,111,389.20
<u>Missouri State Water Patrol - 0400</u>				
Public Safety	4,077,021.00	3,457,755.85	---	619,265.15
<u>Commodity Council</u>				
<u>Merchandising - 0406</u>				
Office of Administration	2,364.00	---	---	2,364.00
Agriculture	78,485.00	73,181.01	---	5,303.99
<u>Department of Revenue</u>				
<u>Technology - 0416</u>				
Revenue	3,000,000.00	---	---	3,000,000.00

STATE OF MISSOURI
SUMMARY OF APPROPRIATIONS BY FUND AND DEPARTMENT
SPECIAL REVENUE FUNDS
FOR THE APPROPRIATION YEAR 2017

	Appropriations	Expenditures and Appropriated Transfers Out	Reappropriations to 2018	Lapse of Appropriations
<u>DHE Out-of-State Program - 0420</u>				
Higher Education	55,483.00	32,119.79	---	23,363.21
<u>Oil and Gas Resources - 0543</u>				
Natural Resources	116,340.00	---	---	116,340.00
<u>Division of Alcohol and Tobacco Control - 0544</u>				
Office of Administration	228,425.00	91,426.74	---	136,998.26
Public Safety	1,874,410.00	1,534,434.96	---	339,975.04
<u>Statutory Revision - 0546</u>				
Legislature	660,739.00	374,162.08	---	286,576.92
<u>Division of Credit Unions - 0548</u>				
Office of Administration	36,106.00	18,710.36	---	17,395.64
Insurance, Financial Institutions and Professional Registration	1,346,288.00	1,169,992.72	---	176,295.28
<u>Division of Finance - 0550</u>				
Office of Administration	209,744.00	141,593.66	---	68,150.34
Insurance, Financial Institutions and Professional Registration	9,279,469.00	8,254,512.17	---	1,024,956.83
<u>Insurance Examiners - 0552</u>				
Office of Administration	122,148.00	49,840.58	---	72,307.42
Insurance, Financial Institutions and Professional Registration	4,326,679.00	3,504,947.52	---	821,731.48
<u>Natural Resources Protection - 0555</u>				
Natural Resources	6,547,579.00	1,335,441.23	---	5,212,137.77
<u>Deaf Relay Service and Equipment Distribution Program - 0559</u>				
Office of Administration	12,990.00	---	---	12,990.00
Economic Development	2,495,808.00	722,700.10	---	1,773,107.90
Elementary and Secondary Education	1,890,595.00	1,086,366.88	---	804,228.12
<u>Endowed Care Cemetery Audit - 0562</u>				
Health and Senior Services	2,899.00	1,316.33	---	1,582.67
<u>Missouri Works Community College New Job Training Program - 0563</u>				
Economic Development	16,000,000.00	4,379,900.75	---	11,620,099.25
<u>Professional and Practical Nursing Student Loan and Nurse Loan Repayment - 0565</u>				
Office of Administration	7,229.00	3,665.61	---	3,563.39
Health and Senior Services	616,898.00	584,872.26	---	32,025.74

STATE OF MISSOURI
SUMMARY OF APPROPRIATIONS BY FUND AND DEPARTMENT
SPECIAL REVENUE FUNDS
FOR THE APPROPRIATION YEAR 2017

	Appropriations	Expenditures and Appropriated Transfers Out	Reappropriations to 2018	Lapse of Appropriations
<u>Insurance Dedicated - 0566</u>				
Office of Administration	944,818.00	684,143.43	---	260,674.57
Insurance, Financial Institutions and Professional Registration	10,936,552.00	9,755,890.38	---	1,180,661.62
Health and Senior Services	1,000,000.00	1,000,000.00	---	---
<u>Natural Resources Protection - Water Pollution Permit Fee Subaccount - 0568</u>				
Executive	51,960.00	51,960.00	---	---
Office of Administration	3,205.00	3,203.75	---	1.25
Natural Resources	26,932,370.00	14,199,680.74	---	12,732,689.26
<u>Solid Waste Management - Scrap Tire Subaccount - 0569</u>				
Natural Resources	3,645,236.00	1,351,952.51	---	2,293,283.49
Revenue	10,000.00	---	---	10,000.00
<u>Solid Waste Management - 0570</u>				
Executive	44,079.00	44,079.00	---	---
Office of Administration	2,260.00	6.89	---	2,253.11
Natural Resources	19,427,624.00	9,921,050.97	---	9,506,573.03
<u>Aquaculture Marketing Development - 0573</u>				
Agriculture	11,000.00	4,710.26	---	6,289.74
<u>Metallic Minerals Waste Management - 0575</u>				
Natural Resources	77,086.00	26,970.31	---	50,115.69
<u>Local Records Preservation - 0577</u>				
Executive	1,756,971.00	655,150.46	---	1,101,820.54
<u>Spinal Cord Injury - 0578</u>				
Higher Education	1,500,000.00	1,500,000.00	---	---
<u>Veterans' Trust - 0579</u>				
Public Safety	73,812.00	72,332.19	---	1,479.81
<u>Livestock Sales and Markets Fees - 0581</u>				
Office of Administration	260.00	---	---	260.00
Agriculture	30,690.00	4,863.56	---	25,826.44
<u>Manufactured Housing - 0582</u>				
Economic Development	764,353.00	403,625.32	---	360,727.68
<u>Natural Resources Protection - Air Pollution Asbestos Fee Subaccount - 0584</u>				
Natural Resources	215,670.00	128,712.77	---	86,957.23

STATE OF MISSOURI
SUMMARY OF APPROPRIATIONS BY FUND AND DEPARTMENT
SPECIAL REVENUE FUNDS
FOR THE APPROPRIATION YEAR 2017

	Appropriations	Expenditures and Appropriated Transfers Out	Reappropriations to 2018	Lapse of Appropriations
<u>Underground Storage Tank Regulation Program - 0586</u>				
Natural Resources	156,722.00	118,549.32	---	38,172.68
<u>Chemical Emergency Preparedness - 0587</u>				
Office of Administration	13,392.00	2,169.46	---	11,222.54
Public Safety	997,799.00	800,371.42	---	197,427.58
<u>Motor Vehicle Commission - 0588</u>				
Executive	51,552.00	51,552.00	---	---
Office of Administration	113,327.00	92,649.83	---	20,677.17
Revenue	983,607.00	687,454.26	---	296,152.74
<u>Health Spa Regulatory - 0589</u>				
Executive	5,000.00	5,000.00	---	---
<u>State Forensic Laboratory - 0591</u>				
Public Safety	726,833.00	566,179.89	---	160,653.11
<u>Services to Victims - 0592</u>				
Public Safety	3,686,507.00	3,118,874.33	---	567,632.67
<u>Natural Resources Protection - Air Pollution Permit Fee Subaccount - 0594</u>				
Executive	43,547.00	32,853.31	---	10,693.69
Office of Administration	17.00	15.91	---	1.09
Natural Resources	6,703,384.00	4,002,828.63	---	2,700,555.37
<u>Children's Service Commission - 0601</u>				
Elementary and Secondary Education	8,000.00	---	---	8,000.00
<u>Water and Wastewater Loan Revolving - 0602</u>				
Natural Resources	437,976,394.00	115,281,411.14	---	322,694,982.86
<u>Public Service Commission - 0607</u>				
Office of Administration	21,770.00	750.31	---	21,019.69
Economic Development	15,609,889.00	13,645,141.50	---	1,964,747.50
<u>Conservation Commission - 0609</u>				
Executive	48,354.00	48,313.31	---	40.69
Office of Administration	1,439,206.00	1,039,558.96	---	399,647.04
Conservation	210,080,972.00	176,428,207.43	21,696,328.00	11,956,436.57
Revenue	587,017.00	516,722.55	---	70,294.45
<u>Parks Sales Tax - 0613</u>				
Executive	22,847.00	22,713.24	---	133.76
Office of Administration	185,301.00	91,118.01	---	94,182.99
Natural Resources	44,681,575.00	37,762,322.21	4,498,873.00	2,420,379.79

STATE OF MISSOURI
SUMMARY OF APPROPRIATIONS BY FUND AND DEPARTMENT
SPECIAL REVENUE FUNDS
FOR THE APPROPRIATION YEAR 2017

	Appropriations	Expenditures and Appropriated Transfers Out	Reappropriations to 2018	Lapse of Appropriations
<u>Soil and Water Sales Tax - 0614</u>				
Executive	37,253.00	37,126.19	---	126.81
Office of Administration	3,760.00	---	---	3,760.00
Natural Resources	58,032,252.00	52,351,000.24	---	5,681,251.76
<u>Apple Merchandising - 0615</u>				
Agriculture	11,000.00	3,912.00	---	7,088.00
<u>State School Money - 0616</u>				
Elementary and Secondary Education	200,366,988.00	195,821,129.85	---	4,545,858.15
Revenue	25,000.00	20,267.50	---	4,732.50
<u>Handicapped Children's Trust - 0618</u>				
Elementary and Secondary Education	200,000.00	2,303.50	---	197,696.50
<u>Social Services Educational Improvement - 0620</u>				
Office of Administration	11,718.00	4,968.36	---	6,749.64
Social Services	7,857,423.00	7,156,629.81	436,408.00	264,385.19
<u>Blind Pension - 0621</u>				
Social Services	34,750,906.00	31,504,748.79	---	3,246,157.21
<u>Tort Victims' Compensation - 0622</u>				
Labor and Industrial Relations	1,004,836.00	361,760.80	---	643,075.20
<u>State Seminary Moneys - 0623</u>				
Higher Education	275,000.00	44,857.00	---	230,143.00
<u>Livestock Dealer Law Enforcement and Administration - 0624</u>				
Office of Administration	95.00	---	---	95.00
<u>State Board of Accountancy - 0627</u>				
Insurance, Financial Institutions and Professional Registration	467,259.00	444,514.63	---	22,744.37
<u>State Board of Podiatric Medicine - 0629</u>				
Insurance, Financial Institutions and Professional Registration	13,734.00	10,480.01	---	3,253.99
<u>State Board of Chiropractic Examiners - 0630</u>				
Insurance, Financial Institutions and Professional Registration	131,820.00	57,150.79	---	74,669.21
<u>Board of Embalmers and Funeral Directors - 0633</u>				
Insurance, Financial Institutions and Professional Registration	164,200.00	120,874.30	---	43,325.70
<u>Board of Registration for Healing Arts - 0634</u>				
Office of Administration	3,500.00	---	---	3,500.00
Insurance, Financial Institutions and Professional Registration	2,656,349.00	2,055,810.50	---	600,538.50

STATE OF MISSOURI
SUMMARY OF APPROPRIATIONS BY FUND AND DEPARTMENT
SPECIAL REVENUE FUNDS
FOR THE APPROPRIATION YEAR 2017

	Appropriations	Expenditures and Appropriated Transfers Out	Reappropriations to 2018	Lapse of Appropriations
<u>State Board of Nursing - 0635</u>				
Office of Administration	7,152.00	7,150.88	---	1.12
Insurance, Financial Institutions and Professional Registration	1,845,989.00	1,633,833.70	---	212,155.30
Higher Education	2,000,000.00	1,789,841.00	---	210,159.00
<u>Optometry - 0636</u>				
Insurance, Financial Institutions and Professional Registration	34,726.00	23,286.37	---	11,439.63
<u>Board of Pharmacy - 0637</u>				
Office of Administration	4,500.00	---	---	4,500.00
Insurance, Financial Institutions and Professional Registration	1,763,217.00	1,409,392.38	---	353,824.62
<u>Real Estate Commission - 0638</u>				
Office of Administration	2,997.00	2,995.58	---	1.42
Insurance, Financial Institutions and Professional Registration	1,231,154.00	1,009,828.99	---	221,325.01
<u>Veterinary Medical Board - 0639</u>				
Insurance, Financial Institutions and Professional Registration	107,975.00	30,837.90	---	77,137.10
<u>State Highways and Transportation Department - 0644</u>				
Office of Administration	2,940,577.00	2,677,038.97	---	263,538.03
Transportation	30,906,040.00	18,495,444.69	---	12,410,595.31
Public Safety	247,337,569.00	229,765,974.68	2,961,586.00	14,610,008.32
Revenue	30,976,772.00	28,231,610.71	---	2,745,161.29
<u>Milk Inspection Fees - 0645</u>				
Office of Administration	4,961.00	---	---	4,961.00
Agriculture	1,403,317.00	990,463.84	---	412,853.16
<u>Health and Senior Services Document Services - 0646</u>				
Office of Administration	108,323.00	156.15	---	108,166.85
Health and Senior Services	195,216.00	78,321.52	---	116,894.48
<u>Grain Inspection Fees - 0647</u>				
Office of Administration	56,126.00	25,863.61	---	30,262.39
Agriculture	2,689,555.00	2,553,765.15	---	135,789.85
<u>Water and Wastewater Loan - 0649</u>				
Natural Resources	198,246,028.00	66,137,673.98	---	132,108,354.02
<u>Tourism Marketing - 0650</u>				
Economic Development	24,500.00	6,726.72	---	17,773.28
<u>Workers' Compensation - 0652</u>				
Executive	591,250.00	278,058.00	---	313,192.00
Office of Administration	3,334,747.00	423,786.44	---	2,910,960.56
Labor and Industrial Relations	11,945,277.00	9,938,284.60	---	2,006,992.40
Revenue	2,000,000.00	267,357.75	---	1,732,642.25

STATE OF MISSOURI
SUMMARY OF APPROPRIATIONS BY FUND AND DEPARTMENT
SPECIAL REVENUE FUNDS
FOR THE APPROPRIATION YEAR 2017

	Appropriations	Expenditures and Appropriated Transfers Out	Reappropriations to 2018	Lapse of Appropriations
<u>Workers' Compensation - Second Injury - 0653</u>				
Executive	3,248,936.00	2,924,726.40	---	324,209.60
Office of Administration	2,977.00	---	---	2,977.00
Labor and Industrial Relations	134,560,833.00	99,197,941.84	---	35,362,891.16
<u>Railroad Expense - 0659</u>				
Transportation	1,100,929.00	792,453.14	---	308,475.86
<u>Groundwater Protection - 0660</u>				
Office of Administration	18.00	---	---	18.00
Natural Resources	650,552.00	594,458.08	---	56,093.92
<u>State Contracted Manufacturing Dairy Plant Inspection and Grading Fee - 0661</u>				
Agriculture	4,552.00	---	---	4,552.00
<u>Petroleum Inspection - 0662</u>				
Office of Administration	4,750.00	2,113.93	---	2,636.07
Agriculture	2,494,924.00	2,065,622.32	---	429,301.68
Revenue	37,519.00	28,399.17	---	9,119.83
<u>Missouri Land Survey - 0668</u>				
Office of Administration	178,785.00	29,365.24	---	149,419.76
Agriculture	1,211,391.00	764,963.28	---	446,427.72
<u>Legal Defense and Defender - 0670</u>				
Judiciary	2,985,943.00	1,032,481.34	---	1,953,461.66
Office of Administration	1,403.00	---	---	1,403.00
<u>Criminal Record System - 0671</u>				
Office of Administration	4,500.00	---	---	4,500.00
Health and Senior Services	333.00	---	---	333.00
Public Safety	14,268,022.00	9,839,348.56	---	4,428,673.44
<u>Motor Fuel Tax - 0673</u>				
Revenue	188,000,000.00	188,000,000.00	---	---
<u>State Transportation - 0675</u>				
Transportation	5,078,784.00	4,936,735.97	---	142,048.03
<u>Hazardous Waste - 0676</u>				
Executive	328,535.00	327,990.36	---	544.64
Office of Administration	8,706.00	8,628.47	---	77.53
Health and Senior Services	275,665.00	267,133.70	---	8,531.30
Natural Resources	5,734,820.00	4,411,072.92	---	1,323,747.08
<u>Dental Board - 0677</u>				
Insurance, Financial Institutions and Professional Registration	632,117.00	398,723.68	---	233,393.32

STATE OF MISSOURI
SUMMARY OF APPROPRIATIONS BY FUND AND DEPARTMENT
SPECIAL REVENUE FUNDS
FOR THE APPROPRIATION YEAR 2017

	Appropriations	Expenditures and Appropriated Transfers Out	Reappropriations to 2018	Lapse of Appropriations
<u>State Board for Architects, Professional Engineers, Land Surveyors and Landscape Architects - 0678</u>				
Office of Administration	850.00	---	---	850.00
Insurance, Financial Institutions and Profession Registration	699,996.00	527,524.02	---	172,471.98
<u>Safe Drinking Water - 0679</u>				
Executive	15,245.00	5,231.67	---	10,013.33
Office of Administration	44,659.00	2,817.81	---	41,841.19
Health and Senior Services	434,532.00	430,374.83	---	4,157.17
Natural Resources	4,043,503.00	3,083,061.27	---	960,441.73
<u>Missouri Office of Prosecution Services - 0680</u>				
Executive	2,074,351.00	750,433.63	---	1,323,917.37
Office of Administration	1,750.00	---	---	1,750.00
<u>Crime Victims' Compensation - 0681</u>				
Judiciary	887,200.00	887,200.00	---	---
Office of Administration	45,773.00	20,345.50	---	25,427.50
Public Safety	6,861,474.00	4,539,435.62	---	2,322,038.38
<u>Agriculture Business Development - 0683</u>				
Office of Administration	2,491.00	---	---	2,491.00
Agriculture	455,663.00	307,197.72	---	148,465.28
<u>Fair Share - 0687</u>				
Revenue	11,000.00	9,007.76	---	1,992.24
<u>School District Trust - 0688</u>				
Elementary and Secondary Education	884,800,000.00	884,800,000.00	---	---
<u>Children's Trust - 0694</u>				
Office of Administration	3,164,637.00	2,262,134.89	---	902,502.11
Health and Senior Services	13,495.00	6,582.38	---	6,912.62
<u>Highway Patrol's Motor Vehicle, Aircraft, Watercraft Revolving - 0695</u>				
Public Safety	8,024,458.00	7,609,438.66	---	415,019.34
<u>Meramec-Onondaga State Parks - 0698</u>				
Natural Resources	85,000.00	79,928.73	---	5,071.27
<u>Oil and Gas Remedial - 0699</u>				
Natural Resources	165,719.00	---	---	165,719.00
<u>Proprietary School Certification - 0729</u>				
Office of Administration	67,223.00	50,167.37	---	17,055.63
Higher Education	308,171.00	206,787.01	---	101,383.99

STATE OF MISSOURI
SUMMARY OF APPROPRIATIONS BY FUND AND DEPARTMENT
SPECIAL REVENUE FUNDS
FOR THE APPROPRIATION YEAR 2017

	<u>Appropriations</u>	<u>Expenditures and Appropriated Transfers Out</u>	<u>Reappropriations to 2018</u>	<u>Lapse of Appropriations</u>
<u>War on Terror Unemployment Compensation - 0736</u>				
Labor and Industrial Relations	90,000.00	---	---	90,000.00
<u>Brain Injury - 0742</u>				
Health and Senior Services	875,000.00	542,826.91	---	332,173.09
<u>Boiler and Pressure Vessels Safety - 0744</u>				
Office of Administration	14,520.00	12,632.83	---	1,887.17
Public Safety	441,699.00	441,410.27	---	288.73
<u>State Capitol Commission - 0745</u>				
Legislature	15,000.00	---	---	15,000.00
Office of Administration	25,000.00	---	---	25,000.00
<u>Missouri Pet Spay/Neuter - 0747</u>				
Agriculture	50,000.00	14,730.00	---	35,270.00
<u>Storm Water Loan Revolving - 0754</u>				
Natural Resources	6,514,341.00	---	---	6,514,341.00
<u>Rural Water and Sewer Loan Revolving - 0755</u>				
Natural Resources	2,166,315.00	355,548.64	---	1,810,766.36
<u>Basic Civil Legal Services - 0757</u>				
Judiciary	5,098,498.00	4,187,309.07	---	911,188.93
<u>Highway Patrol Traffic Records - 0758</u>				
Public Safety	388,108.00	158,115.92	---	229,992.08
<u>Antiterrorism - 0759</u>				
Public Safety	10,000.00	4,051.47	---	5,948.53
<u>Life Sciences Research Trust - 0763</u>				
Social Services	35,526,746.00	35,526,746.00	---	---
<u>Youth Services Products - 0764</u>				
Social Services	5,000.00	---	---	5,000.00
<u>Missouri State Archives - St. Louis Trust - 0770</u>				
Executive	1.00	---	---	1.00
<u>DNA Profiling Analysis - 0772</u>				
Public Safety	1,603,626.00	746,847.44	---	856,778.56
<u>Revenue Specialty Plate - 0775</u>				
Revenue	26,885.00	---	---	26,885.00
<u>Missouri Rx Plan - 0779</u>				
Office of Administration	17,511.00	2,510.00	---	15,001.00
Social Services	8,046,680.00	6,495,680.33	---	1,550,999.67

STATE OF MISSOURI
SUMMARY OF APPROPRIATIONS BY FUND AND DEPARTMENT
SPECIAL REVENUE FUNDS
FOR THE APPROPRIATION YEAR 2017

	Appropriations	Expenditures and Appropriated Transfers Out	Reappropriations to 2018	Lapse of Appropriations
<u>Putative Father Registry - 0780</u>				
Office of Administration	12,300.00	4,649.31	---	7,650.69
Health and Senior Services	131,761.00	75,684.78	---	56,076.22
<u>Missouri Commission for the Deaf and Assistive Technology Trust - 0781</u>				
Elementary and Secondary Education	1,080,000.00	1,064,446.66	---	15,553.34
<u>Economic Development Advancement - 0783</u>				
Office of Administration	2,879.00	---	---	2,879.00
Economic Development	2,292,615.00	2,259,201.04	---	33,413.96
Natural Resources	113,808.00	107,509.46	---	6,298.54
<u>Classroom Trust - 0784</u>				
Elementary and Secondary Education	343,971,832.00	343,971,832.00	---	---
<u>Board of Cosmetology and Barber Examiners - 0785</u>				
Insurance, Financial Institutions and Professional Registration	273,899.00	268,017.91	---	5,881.09
<u>Part C Early Intervention - 0788</u>				
Elementary and Secondary Education	13,000,000.00	5,648,465.68	---	7,351,534.32
<u>Access Missouri Financial Assistance - 0791</u>				
Higher Education	76,500,000.00	75,316,053.49	---	1,183,946.51
<u>Consumer Restitution - 0792</u>				
Insurance, Financial Institutions and Professional Registration	5,000.00	---	---	5,000.00
<u>Attorney General Trust - 0794</u>				
Executive	4,000,000.00	371,090.03	---	3,628,909.97
<u>Geologic Resources - 0801</u>				
Natural Resources	138,935.00	97,802.61	---	41,132.39
<u>Veterinary Student Loan Payment - 0803</u>				
Agriculture	180,000.00	116,400.00	---	63,600.00
<u>Missouri Explosives Safety Act Administration - 0804</u>				
Public Safety	99,833.00	56,821.62	---	43,011.38
<u>Fire Education - 0821</u>				
Public Safety	320,000.00	183,671.10	---	136,328.90
<u>Boll Weevil Suppression and Eradication - 0823</u>				
Agriculture	65,330.00	2,760.05	---	62,569.95

STATE OF MISSOURI
SUMMARY OF APPROPRIATIONS BY FUND AND DEPARTMENT
SPECIAL REVENUE FUNDS
FOR THE APPROPRIATION YEAR 2017

	Appropriations	Expenditures and Appropriated Transfers Out	Reappropriations to 2018	Lapse of Appropriations
<u>Organ Donor Program - 0824</u>				
Office of Administration	272,000.00	22,396.49	---	249,603.51
Health and Senior Services	269,890.00	210,283.61	---	59,606.39
<u>Child Labor Enforcement - 0826</u>				
Office of Administration	14,995.00	28.28	---	14,966.72
Labor and Industrial Relations	179,450.00	5,666.81	---	173,783.19
<u>Inmate Incarceration Reimbursement Act Revolving - 0828</u>				
Executive	152,864.00	126,002.00	---	26,862.00
Corrections	750,000.00	556,539.71	---	193,460.29
<u>State Court Administration Revolving - 0831</u>				
Judiciary	230,000.00	149,951.70	---	80,048.30
<u>Concentrated Animal Feeding Operation Indemnity - 0834</u>				
Natural Resources	60,450.00	---	---	60,450.00
<u>State Document Preservation - 0836</u>				
Executive	25,000.00	6,114.60	---	18,885.40
<u>State Transportation Assistance Revolving - 0841</u>				
Transportation	1,100,000.00	301,204.58	---	798,795.42
<u>Criminal Justice Network and Technology Revolving - 0842</u>				
Public Safety	2,819,050.00	2,692,998.00	---	126,052.00
<u>Youth Services Treatment - 0843</u>				
Social Services	999.00	---	---	999.00
<u>Missouri Office of Prosecution Services Revolving - 0844</u>				
Executive	150,000.00	64,586.01	---	85,413.99
<u>Judiciary Education and Training - 0847</u>				
Judiciary	1,564,591.00	1,458,940.23	---	105,650.77
<u>Missouri Supplemental Tax Increment Financing - 0848</u>				
Economic Development	23,772,860.00	19,433,134.40	---	4,339,725.60
<u>Domestic Relations Resolution - 0852</u>				
Judiciary	300,000.00	169,217.99	---	130,782.01
<u>Correctional Substance Abuse Earnings - 0853</u>				
Corrections	140,000.00	74,860.50	---	65,139.50

STATE OF MISSOURI
SUMMARY OF APPROPRIATIONS BY FUND AND DEPARTMENT
SPECIAL REVENUE FUNDS
FOR THE APPROPRIATION YEAR 2017

	Appropriations	Expenditures and Appropriated Transfers Out	Reappropriations to 2018	Lapse of Appropriations
<u>Missouri Wine Marketing and Research Development - 0855</u>				
Agriculture	111,000.00	26,692.70	---	84,307.30
<u>Early Childhood Development, Education and Care - 0859</u>				
Office of Administration	24,111.00	11,174.20	---	12,936.80
Elementary and Secondary Education	28,747,793.00	28,070,481.51	---	677,311.49
Health and Senior Services	277,064.00	268,751.81	---	8,312.19
Social Services	7,633,275.00	7,358,935.00	---	274,340.00
<u>Charter Public School Commission Revolving - 0860</u>				
Elementary and Secondary Education	750,000.00	---	---	750,000.00
<u>MODEX - 0867</u>				
Public Safety	853,278.00	539,683.65	---	313,594.35
<u>Kids' Chance Scholarship - 0878</u>				
Higher Education	15,000.00	9,000.00	---	6,000.00
<u>Guaranty Agency Operating - 0880</u>				
Office of Administration	853,833.00	364,434.46	---	489,398.54
Higher Education	17,322,788.00	11,535,755.82	---	5,787,032.18
<u>Federal Student Loan Reserve - 0881</u>				
Higher Education	160,000,000.00	98,398,804.54	---	61,601,195.46
<u>Missouri Alternative Fuel Vehicle Loan - 0886</u>				
Economic Development	2,050.00	---	---	2,050.00
<u>Missouri Public Broadcasting Corporation Special - 0887</u>				
Economic Development	1,010,000.00	772,850.00	---	237,150.00
<u>Blindness Education, Screening and Treatment Program - 0892</u>				
Social Services	349,000.00	349,000.00	---	---
<u>Missouri Lead Abatement Loan - 0893</u>				
Health and Senior Services	1,000.00	---	---	1,000.00
<u>Workers Memorial - 0895</u>				
Labor and Industrial Relations	250,000.00	---	---	250,000.00
<u>Dry-Cleaning Environmental Response Trust - 0898</u>				
Natural Resources	455,754.00	188,495.52	---	267,258.48
<u>Missouri National Guard Trust - 0900</u>				
Office of Administration	1,404.00	---	---	1,404.00
Public Safety	5,191,597.00	2,444,019.38	---	2,747,577.62

STATE OF MISSOURI
SUMMARY OF APPROPRIATIONS BY FUND AND DEPARTMENT
SPECIAL REVENUE FUNDS
FOR THE APPROPRIATION YEAR 2017

	Appropriations	Expenditures and Appropriated Transfers Out	Reappropriations to 2018	Lapse of Appropriations
<u>Agriculture Development - 0904</u>				
Office of Administration	880.00	---	---	880.00
Agriculture	219,803.00	96,714.97	---	123,088.03
<u>Mined Land Reclamation - 0906</u>				
Executive	15,210.00	14,158.47	---	1,051.53
Natural Resources	1,397,582.00	402,355.57	---	995,226.43
<u>Manufactured Housing Consumer Recovery - 0909</u>				
Economic Development	192,000.00	---	---	192,000.00
<u>Babler State Park - 0911</u>				
Natural Resources	131,601.00	109,049.91	---	22,551.09
<u>Deputy Sheriff Salary Supplementation - 0913</u>				
Public Safety	7,200,000.00	2,960,171.03	---	4,239,828.97
<u>Governor's Council on Physical Fitness Institution Gift Trust - 0924</u>				
Health and Senior Services	47,500.00	92.52	---	47,407.48
<u>Mental Health Trust - 0926</u>				
Mental Health	2,402,574.00	1,012,719.42	---	1,389,854.58
<u>Cigarette Fire Safety and Firefighter Protection - 0937</u>				
Public Safety	31,221.00	20,613.79	---	10,607.21
<u>Special Employment Security - 0949</u>				
Office of Administration	111,099.00	107,446.31	---	3,652.69
Economic Development	2,216,038.00	2,216,038.00	---	---
Labor and Industrial Relations	7,188,846.00	2,025,121.55	20,390.00	5,143,334.45
<u>State Fair Trust - 0951</u>				
Agriculture	9,900.00	1,510.00	---	8,390.00
<u>Aviation Trust - 0952</u>				
Office of Administration	5,750.00	---	---	5,750.00
Transportation	10,979,915.00	4,636,386.34	---	6,343,528.66
Revenue	50,000.00	2,239.29	---	47,760.71
<u>Unemployment Automation - 0953</u>				
Office of Administration	13,128,001.00	6,199,945.75	---	6,928,055.25
Labor and Industrial Relations	721,618.00	194,088.82	---	527,529.18
<u>Ambulance Service Reimbursement Allowance - 0958</u>				
Office of Administration	3.00	2.51	---	0.49
Social Services	24,283,916.00	22,761,766.92	---	1,522,149.08
<u>Agriculture Protection - 0970</u>				
Office of Administration	142,969.00	28,457.15	---	114,511.85
Agriculture	7,229,768.00	6,809,360.77	---	420,407.23

STATE OF MISSOURI
SUMMARY OF APPROPRIATIONS BY FUND AND DEPARTMENT
SPECIAL REVENUE FUNDS
FOR THE APPROPRIATION YEAR 2017

	<u>Appropriations</u>	<u>Expenditures and Appropriated Transfers Out</u>	<u>Reappropriations to 2018</u>	<u>Lapse of Appropriations</u>
<u>State Mine Inspection - 0973</u>				
Labor and Industrial Relations	69,892.00	50,751.16	---	19,140.84
<u>Livestock Feed and Crop Loan Program - 0978</u>				
Agriculture	13,435.00	---	---	13,435.00
<u>Tobacco Control Special - 0984</u>				
Revenue	45,602.00	---	---	45,602.00
<u>Large Carnivore - 0988</u>				
Agriculture	5,000.00	---	---	5,000.00
<u>Medicaid Provider Enrollment - 0990</u>				
Social Services	51,500.00	51,500.00	---	---
<u>WWI Memorial Trust - 0993</u>				
Public Safety	150,000.00	128,000.00	---	22,000.00
Subtotals	5,437,870,128.00	4,576,831,362.12	47,938,702.00	813,100,063.88
Appropriated Transfers Out	<u>1,979,144,839.00</u>	<u>1,791,149,263.10</u>	<u>---</u>	<u>187,995,575.90</u>
Totals	<u><u>\$ 7,417,014,967.00</u></u>	<u><u>\$ 6,367,980,625.22</u></u>	<u><u>\$ 47,938,702.00</u></u>	<u><u>\$ 1,001,095,639.78</u></u>

STATE OF MISSOURI
SUMMARY OF APPROPRIATIONS BY FUND AND DEPARTMENT
DEBT SERVICE FUNDS
FOR THE APPROPRIATION YEAR 2017

	Appropriations	Expenditures and Appropriated Transfers Out	Reappropriations to 2018	Lapse of Appropriations
<u>Water Pollution Control Bond and Interest - Series A 2003 - 0203</u>				
Office of Administration	\$ 2,478,600.00	\$ 2,478,600.00	\$ ---	\$ ---
<u>Fourth State Building Bond and Interest - Series A 2005 - 0206</u>				
Office of Administration	12,212,875.00	12,212,875.00	---	---
<u>Water Pollution Control Bond and Interest - Series A 2007 - 0207</u>				
Office of Administration	2,000,332.00	2,000,331.25	---	0.75
<u>Water Pollution Control Bond and Interest - Series A 2010 - 0209</u>				
Office of Administration	9,612,125.00	9,612,125.00	---	---
<u>Fourth State Building Bond and Interest - Series A 2010 - 0210</u>				
Office of Administration	1,070,625.00	1,070,625.00	---	---
<u>Stormwater Control Bond and Interest - Series A 2010 - 0211</u>				
Office of Administration	1,789,125.00	1,789,125.00	---	---
<u>Fourth State Building Bond and Interest - Series A 2012 - 0212</u>				
Office of Administration	16,742,400.00	16,742,400.00	---	---
<u>Water Pollution Control Bond and Interest - Series A 2012 - 0213</u>				
Office of Administration	5,629,150.00	5,629,150.00	---	---
<u>Water Pollution Control Bond and Interest - Series A 2005 - 0218</u>				
Office of Administration	10,393,500.00	10,393,500.00	---	---
<u>State Road Bond - 0319</u>				
Transportation	175,866,285.00	175,678,834.15	---	187,450.85
<u>Fulton State Hospital Bond and Interest - Series 2014 - 0396</u>				
Office of Administration	14,200,000.00	7,274,229.89	---	6,925,770.11
Subtotals	251,995,017.00	244,881,795.29	---	7,113,221.71
Appropriated Transfers Out	238,417.00	238,415.28	---	1.72
Totals	\$ 252,233,434.00	\$ 245,120,210.57	\$ ---	\$ 7,113,223.43

STATE OF MISSOURI
SUMMARY OF APPROPRIATIONS BY FUND AND DEPARTMENT
CAPITAL PROJECTS FUNDS
FOR THE APPROPRIATION YEAR 2017

	Appropriations	Expenditures and Appropriated Transfers Out	Reappropriations to 2018	Lapse of Appropriations
<u>Stormwater Control -</u>				
<u>Series A 2002 - 37H - 0302</u>				
Natural Resources	\$ 10,000.00	\$ ---	\$ ---	\$ 10,000.00
<u>BPB Series A 2015 Bond</u>				
<u>Proceeds - 0312</u>				
Higher Education	19,418,604.00	18,453,730.01	964,873.00	0.99
<u>BPB Series B 2015 Capitol Bond</u>				
<u>Proceeds - 0313</u>				
Office of Administration	189,845.00	189,844.22	---	0.78
<u>BPB Series B 2015 State Facilities</u>				
<u>Bond Proceeds - 0316</u>				
Office of Administration	13,147,017.00	971,316.97	12,175,700.00	0.03
Agriculture	2,854,571.00	170,141.20	2,684,429.00	0.80
Elementary and Secondary Education	4,152,438.00	927,045.84	3,225,392.00	0.16
Mental Health	11,363,209.00	1,442,329.25	9,920,879.00	0.75
Natural Resources	8,513,782.00	1,651,089.35	6,862,690.00	2.65
Public Safety	12,648,033.00	669,815.35	11,978,217.00	0.65
Social Services	3,691,374.00	300,670.00	3,390,704.00	---
Corrections	11,837,357.00	631,161.32	11,206,195.00	0.68
<u>BPB Series B 2015 Education Bond</u>				
<u>Proceeds - 0317</u>				
Higher Education	127,310,839.00	40,467,251.11	86,843,577.00	10.89
<u>State Road - 0320</u>				
Office of Administration	507,488.00	94,051.22	---	413,436.78
Transportation	1,950,922,208.00	1,735,091,524.34	---	215,830,683.66
<u>State Road - Series 2008 - 0321</u>				
Transportation	1.00	---	---	1.00
<u>Water Pollution Control</u>				
<u>Series A 2007 - 37G - 0329</u>				
Natural Resources	10,000.00	---	---	10,000.00
<u>Water Pollution Control</u>				
<u>Series A 2007 - 37E - 0330</u>				
Natural Resources	20,000.00	---	---	20,000.00
<u>BPB Series A 2016 Capitol Bond</u>				
<u>Proceeds - 0362</u>				
Office of Administration	72,276,519.00	13,523,473.88	---	58,753,045.12
<u>BPB Series A 2016 State Facilities</u>				
<u>Bond Proceeds - 0363</u>				
Office of Administration	213,662.00	213,659.49	2.00	0.51
Agriculture	21,929.00	21,926.67	2.00	0.33
Elementary and Secondary Education	272,687.00	272,684.84	2.00	0.16
Mental Health	3,050,612.00	3,050,609.01	2.00	0.99
Natural Resources	1,227,590.00	1,227,575.98	12.00	2.02
Public Safety	1,558,525.00	1,558,522.75	2.00	0.25
Social Services	222,072.00	222,069.44	2.00	0.56
Corrections	1,268,949.00	1,268,946.51	2.00	0.49

STATE OF MISSOURI
SUMMARY OF APPROPRIATIONS BY FUND AND DEPARTMENT
CAPITAL PROJECTS FUNDS
FOR THE APPROPRIATION YEAR 2017

	<u>Appropriations</u>	<u>Expenditures and Appropriated Transfers Out</u>	<u>Reappropriations to 2018</u>	<u>Lapse of Appropriations</u>
<u>Board of Public Buildings</u>				
<u>Series A 2016 Education Bond</u>				
<u>Proceeds - 0364</u>				
Higher Education	24,314,667.00	24,314,620.95	38.00	8.05
<u>State Historical Society</u>				
<u>Series A 2016 - 0390</u>				
Office of Administration	34,650,344.00	1,265,670.34	33,384,673.00	0.66
<u>Fulton State Hospital Series</u>				
<u>2014 Bond Proceeds - 0397</u>				
Mental Health	161,999,527.00	51,433,833.74	110,565,693.00	0.26
Subtotals	2,467,673,849.00	1,899,433,563.78	293,203,086.00	275,037,199.22
Appropriated Transfers Out	18,788,618.00	16,537,741.58	---	2,250,876.42
Totals	<u>\$ 2,486,462,467.00</u>	<u>\$ 1,915,971,305.36</u>	<u>\$ 293,203,086.00</u>	<u>\$ 277,288,075.64</u>

STATE OF MISSOURI
SUMMARY OF APPROPRIATIONS BY FUND AND DEPARTMENT
PERMANENT FUNDS
FOR THE APPROPRIATION YEAR 2017

	Appropriations	Expenditures and Appropriated Transfers Out	Reappropriations to 2018	Lapse of Appropriations
<u>Confederate Memorial Park - 0812</u>				
Natural Resources	\$ 165.00	\$ ---	\$ ---	\$ 165.00
<u>Champ W. Smith and Mary C. Smith Memorial Endowment Trust - 0873</u>				
Health and Senior Services	10,000.00	---	---	10,000.00
Subtotals	10,165.00	---	---	10,165.00
Appropriated Transfers Out	---	---	---	---
Totals	<u>\$ 10,165.00</u>	<u>\$ ---</u>	<u>\$ ---</u>	<u>\$ 10,165.00</u>

**STATE OF MISSOURI
SUMMARY OF APPROPRIATIONS BY FUND AND DEPARTMENT
ENTERPRISE FUNDS
FOR THE APPROPRIATION YEAR 2017**

	Appropriations	Expenditures and Appropriated Transfers Out	Reappropriations to 2018	Lapse of Appropriations
<u>Federal Surplus Property - 0407</u>				
Office of Administration	\$ 3,117,768.00	\$ 1,930,555.73	\$ ---	\$ 1,187,212.27
<u>Single-Purpose Animal Facilities Loan Program - 0408</u>				
Office of Administration	1,155.00	---	---	1,155.00
Agriculture	126,724.00	82,225.24	---	44,498.76
<u>Single-Purpose Animal Facilities Loan Guarantee - 0409</u>				
Agriculture	201,046.00	---	---	201,046.00
<u>State Fair Fee - 0410</u>				
Office of Administration	53,454.00	9,415.41	---	44,038.59
Agriculture	4,734,303.00	4,379,324.73	---	354,978.27
<u>Agricultural Product Utilization and Business Development Loan Guarantee - 0411</u>				
Agriculture	624,501.00	---	---	624,501.00
<u>Agricultural Product Utilization Grant - 0413</u>				
Agriculture	100.00	---	---	100.00
<u>Missouri Dairy Industry Revitalization - 0414</u>				
Agriculture	2,500,000.00	70,000.00	---	2,430,000.00
<u>State Parks Earnings - 0415</u>				
Office of Administration	17,465.00	2,799.27	---	14,665.73
Natural Resources	25,394,390.00	19,445,979.70	3,636,816.00	2,311,594.30
<u>Natural Resources Revolving Services - 0425</u>				
Natural Resources	2,997,402.00	1,807,557.11	---	1,189,844.89
<u>Land Survey Revolving Service - 0426</u>				
Agriculture	80,000.00	26,641.56	---	53,358.44
<u>Historic Preservation Revolving - 0430</u>				
Natural Resources	3,251,654.00	1,083,919.85	1,000,000.00	1,167,734.15
<u>Missouri Veterans' Homes - 0460</u>				
Office of Administration	1,458,360.00	1,137,280.02	---	321,079.98
Public Safety	79,902,462.00	76,988,707.68	---	2,913,754.32
<u>Petroleum Storage Tank Insurance - 0585</u>				
Executive	81,212.00	63,103.20	---	18,108.80
Natural Resources	23,129,739.00	20,583,033.12	---	2,546,705.88
Revenue	29,462.00	27,430.09	---	2,031.91

STATE OF MISSOURI
SUMMARY OF APPROPRIATIONS BY FUND AND DEPARTMENT
ENTERPRISE FUNDS
FOR THE APPROPRIATION YEAR 2017

	<u>Appropriations</u>	<u>Expenditures and Appropriated Transfers Out</u>	<u>Reappropriations to 2018</u>	<u>Lapse of Appropriations</u>
<u>Department of Revenue</u>				
<u>Information - 0619</u>				
Revenue	5,000.00	---	---	5,000.00
<u>State Environmental Improvement</u>				
<u>Authority - 0654</u>				
Natural Resources	1.00	---	---	1.00
<u>Lottery Enterprise - 0657</u>				
Executive	62,282.00	62,282.00	---	---
Office of Administration	4,752.00	---	---	4,752.00
Revenue	73,467,127.00	57,702,522.62	1,050,343.00	14,714,261.38
<u>State Lottery - 0682</u>				
Revenue	147,360,494.00	147,360,493.35	---	0.65
<u>Missouri Wine and Grape - 0787</u>				
Office of Administration	10,117.00	10,116.00	---	1.00
Agriculture	1,886,411.00	1,572,852.64	---	313,558.36
Subtotals	370,497,381.00	334,346,239.32	5,687,159.00	30,463,982.68
Appropriated Transfers Out	404,752,511.00	375,736,884.16	---	29,015,626.84
Totals	<u>\$ 775,249,892.00</u>	<u>\$ 710,083,123.48</u>	<u>\$ 5,687,159.00</u>	<u>\$ 59,479,609.52</u>

STATE OF MISSOURI
SUMMARY OF APPROPRIATIONS BY FUND AND DEPARTMENT
INTERNAL SERVICE FUNDS
FOR THE APPROPRIATION YEAR 2017

	Appropriations	Expenditures and Appropriated Transfers Out	Reappropriations to 2018	Lapse of Appropriations
<u>Mental Health Interagency</u>				
<u>Payments - 0109</u>				
Mental Health	\$ 13,840,487.00	\$ 7,809,561.43	\$ ---	\$ 6,030,925.57
<u>Natural Resources Cost</u>				
<u>Allocation - 0500</u>				
Office of Administration	6,370,337.00	5,216,844.87	---	1,153,492.13
Natural Resources	6,417,556.00	6,001,205.82	---	416,350.18
<u>State Facility Maintenance and</u>				
<u>Operation - 0501</u>				
Office of Administration	59,843,032.00	57,267,792.45	---	2,575,239.55
<u>DIFP Administrative - 0503</u>				
Office of Administration	132,698.00	45,506.59	---	87,191.41
Insurance, Financial Institutions and Professional Registration	183,754.00	161,784.05	---	21,969.95
<u>Office of Administration Revolving</u>				
<u>Administrative Trust - 0505</u>				
Office of Administration	26,225,515.00	17,856,855.44	241,582.00	8,127,077.56
<u>Working Capital Revolving - 0510</u>				
Office of Administration	244,308.00	154,328.85	---	89,979.15
Corrections	30,852,262.00	23,747,888.42	---	7,104,373.58
<u>Central Check Mailing Service</u>				
<u>Revolving - 0515</u>				
Executive	237,382.00	84,332.38	---	153,049.62
<u>House of Representatives</u>				
<u>Revolving - 0520</u>				
Legislature	45,000.00	13,902.81	---	31,097.19
<u>Supreme Court Publications</u>				
<u>Revolving - 0525</u>				
Judiciary	150,000.00	25,941.95	---	124,058.05
<u>Adjutant General Revolving - 0530</u>				
Public Safety	25,000.00	10,000.00	---	15,000.00
<u>Senate Revolving - 0535</u>				
Legislature	40,000.00	1,337.31	---	38,662.69
<u>Inmate - 0540</u>				
Office of Administration	15,200.00	---	---	15,200.00
Mental Health	3,513,879.00	3,013,779.00	---	500,100.00
Corrections	11,379,547.00	5,400,317.05	---	5,979,229.95
<u>Social Services Administrative</u>				
<u>Trust - 0545</u>				
Office of Administration	400,649.00	---	---	400,649.00
Social Services	1,204,466.00	905,336.27	---	299,129.73

STATE OF MISSOURI
SUMMARY OF APPROPRIATIONS BY FUND AND DEPARTMENT
INTERNAL SERVICE FUNDS
FOR THE APPROPRIATION YEAR 2017

	<u>Appropriations</u>	<u>Expenditures and Appropriated Transfers Out</u>	<u>Reappropriations to 2018</u>	<u>Lapse of Appropriations</u>
<u>Economic Development</u>				
<u>Administrative - 0547</u>				
Office of Administration	1,126,034.00	147,899.83	---	978,134.17
Economic Development	1,263,375.00	907,313.85	---	356,061.15
<u>Professional Registration</u>				
<u>Fees - 0689</u>				
Office of Administration	1,239,378.00	939,890.82	---	299,487.18
Insurance, Financial Institutions and Professional Registration	5,113,387.00	4,552,219.40	---	561,167.60
<u>MO Revolving Info Tech Trust - 0980</u>				
Office of Administration	94,200,334.00	74,364,594.94	---	19,835,739.06
Subtotals	264,063,580.00	208,628,633.53	241,582.00	55,193,364.47
Appropriated Transfers Out	<u>28,098,711.00</u>	<u>23,791,509.00</u>	---	<u>4,307,202.00</u>
Totals	<u>\$ 292,162,291.00</u>	<u>\$ 232,420,142.53</u>	<u>\$ 241,582.00</u>	<u>\$ 59,500,566.47</u>

STATE OF MISSOURI
SUMMARY OF APPROPRIATIONS BY FUND AND DEPARTMENT
AGENCY FUNDS
FOR THE APPROPRIATION YEAR 2017

	Appropriations	Expenditures and Appropriated Transfers Out	Reappropriations to 2018	Lapse of Appropriations
<u>American Cancer Society, Heartland Division, Inc. - 0700</u>				
Revenue	\$ 13,500.00	\$ 6,288.36	\$ ---	\$ 7,211.64
<u>State Retirement Contributions - 0701</u>				
Office of Administration	346,841,559.00	323,245,377.06	---	23,596,181.94
<u>Social Security Contributions - 0702</u>				
Office of Administration	161,769,203.00	150,223,633.02	---	11,545,569.98
<u>ALS Lou Gehrig's Disease - 0703</u>				
Revenue	3,500.00	2,325.29	---	1,174.71
<u>Muscular Dystrophy Association - 0707</u>				
Revenue	2,500.00	1,300.90	---	1,199.10
<u>Arthritis Foundation - 0708</u>				
Revenue	2,500.00	818.41	---	1,681.59
<u>National Multiple Sclerosis Society - 0709</u>				
Revenue	3,500.00	2,272.54	---	1,227.46
<u>Proceeds of Surplus Property Sales - 0710</u>				
Office of Administration	299,894.00	239,991.09	---	59,902.91
<u>American Diabetes Association Gateway Area - 0713</u>				
Revenue	4,500.00	2,801.55	---	1,698.45
<u>American Heart Association - 0714</u>				
Revenue	3,500.00	2,718.09	---	781.91
<u>March of Dimes - 0716</u>				
Revenue	6,000.00	1,686.88	---	4,313.12
<u>Missouri Community College Job Retention Training Program - 0717</u>				
Economic Development	10,000,000.00	6,028,757.02	---	3,971,242.98
<u>Circuit Courts Escrow - 0718</u>				
Judiciary	2,524,249.00	2,069,224.06	---	455,024.94
<u>Missouri Military Family Relief - 0719</u>				
Public Safety	150,000.00	60,515.13	---	89,484.87

STATE OF MISSOURI
SUMMARY OF APPROPRIATIONS BY FUND AND DEPARTMENT
AGENCY FUNDS
FOR THE APPROPRIATION YEAR 2017

	Appropriations	Expenditures and Appropriated Transfers Out	Reappropriations to 2018	Lapse of Appropriations
<u>Debt Offset Escrow - 0753</u>				
Judiciary	1,200,000.00	1,095,997.65	---	104,002.35
Elementary and Secondary Education	1,000.00	---	---	1,000.00
Higher Education	6,636,000.00	4,936,204.56	---	1,699,795.44
Health and Senior Services	20,000.00	7,541.70	---	12,458.30
Labor and Industrial Relations	5,000,000.00	1,072,254.79	---	3,927,745.21
Mental Health	100,000.00	5,355.20	---	94,644.80
Revenue	1,164,119.00	1,041,898.61	---	122,220.39
Social Services	9,000,000.00	2,982,931.84	---	6,017,068.16
<u>Agriculture Bond Trustee - 0756</u>				
Agriculture	129,000.00	---	---	129,000.00
<u>Proprietary School Bond - 0760</u>				
Higher Education	400,000.00	---	---	400,000.00
<u>Missouri Consolidated Health Care Plan Benefit - 0765</u>				
Office of Administration	394,609,336.00	391,951,937.80	---	2,657,398.20
<u>Missouri State Employees' Voluntary Life Insurance - 0910</u>				
Office of Administration	3,900,000.00	3,566,856.40	---	333,143.60
<u>Breast Cancer Awareness Trust - 0915</u>				
Health and Senior Services	5,000.00	2,638.71	---	2,361.29
<u>Pediatric Cancer Res Trust - 0959</u>				
Revenue	3,500.00	3,385.27	---	114.73
<u>American Red Cross Trust - 0987</u>				
Revenue	7,000.00	2,561.24	---	4,438.76
Subtotals	943,799,360.00	888,557,273.17	---	55,242,086.83
Appropriated Transfers Out	5,503,000.00	4,227,431.19	---	1,275,568.81
Totals	<u>\$ 949,302,360.00</u>	<u>\$ 892,784,704.36</u>	<u>---</u>	<u>\$ 56,517,655.64</u>

STATE OF MISSOURI
SUMMARY OF APPROPRIATIONS BY FUND AND DEPARTMENT
PRIVATE PURPOSE TRUST FUNDS
FOR THE APPROPRIATION YEAR 2017

	Appropriations	Expenditures and Appropriated Transfers Out	Reappropriations to 2018	Lapse of Appropriations
<u>Abandoned Fund Account - 0863</u>				
Executive	\$ 45,571,264.00	\$ 45,191,331.24	\$ ---	\$ 379,932.76
<u>State Seminary - 0872</u>				
Higher Education	3,000,000.00	---	---	3,000,000.00
<u>Alternative Care Trust - 0905</u>				
Social Services	16,500,000.00	11,637,353.02	---	4,862,646.98
Subtotals	65,071,264.00	56,828,684.26	---	8,242,579.74
Appropriated Transfers Out	64,655,402.00	64,559,968.92	---	95,433.08
Totals	\$ 129,726,666.00	\$ 121,388,653.18	\$ ---	\$ 8,338,012.82

**STATE OF MISSOURI
SUMMARY OF APPROPRIATION ACTIVITY
GENERAL FUND - GENERAL REVENUE FUNDS
FOR THE APPROPRIATION YEAR 2017**

	H.B. No.	Appr. No.	Appropriations	Expenditures and Transfers Out	Reappropriations to 2018	Lapse of Appropriations
<u>LEGISLATURE</u>						
LEGISLATURE LEASING	13.005	7488	\$ 7,489.00	\$ 7,118.09	\$ ---	\$ 370.91
LEGISLATURE STATE OWNED	13.010	7771	1,586,249.00	1,538,662.00	---	47,587.00
<u>Senate</u>						
SENATORS' SALARIES	12.500	0003	1,226,610.00	1,153,119.51	---	73,490.49
SENATORS' MILEAGE	12.500	0004	87,406.00	70,073.19	---	17,332.81
SENATORS' PER DIEM	12.500	0005	226,100.00	226,100.00	---	---
JOINT CONTINGENT EXP E&E	12.500	1052	225,000.00	64,729.50	---	160,270.50
JOINT COMM ON ADMIN RULE	12.525	4189	139,435.00	125,994.98	---	13,440.02
JOINT COMM RETIREMENT SYS	12.525	4190	169,669.00	115,825.40	---	53,843.60
JOINT COMM MO HEALTHNT PS	12.525	9103	140,000.00	---	---	140,000.00
JOINT COMM MO HEALTHNT EE	12.525	9104	160,000.00	---	---	160,000.00
JOINT COMM EDUCATION	12.525	9201	76,245.00	67,425.84	---	8,819.16
SENATE CONTINGENT EXP	12.500	9801	10,462,942.00	9,161,939.47	---	1,301,002.53
<u>House of Representatives</u>						
REPS EXP VOUCHERS	12.505	1532	1,370,691.00	1,051,420.13	---	319,270.87
REPRESENTATIVES SALARIES	12.505	4257	5,861,145.00	5,795,611.93	---	65,533.07
REPRESENTATIVES MILEAGE	12.505	4258	395,491.00	340,395.19	---	55,095.81
REPRESENTATIVES PER DIEM	12.505	4259	1,290,960.00	1,290,960.00	---	---
HOUSE CONTINGENT EXPENSES	12.505	6725	12,442,864.00	12,028,074.49	---	414,789.51
NATL CONF ON ST LEGISLTRS	12.510	9000	240,000.00	208,398.00	---	31,602.00
<u>Committee on Legislative Research</u>						
COMM ON LEG RESEARCH	12.515	0013	660,790.00	560,712.88	---	100,077.12
LEG RES PUBLISH STATUTES	12.520	0014	450,000.00	---	---	450,000.00
RSA AUDIT/PROGRAM EVAL	12.515	2260	100,000.00	---	---	100,000.00
MO HLTHNT ACTUARIAL STUDY	12.515	2269	25,000.00	---	---	25,000.00
<u>Legislative Research - Oversight</u>						
LEG RESEARCH OVERSIGHT	12.515	3084	867,964.00	588,962.67	---	279,001.33

JUDICIARY

JUDICIARY LEASING	13.005	6083	2,277,085.00	2,156,606.33	---	120,478.67
JUDICIARY STATE OWNED	13.010	7789	221,618.00	214,969.00	---	6,649.00

Judicial Proceedings and Review

JUD PROCEED & REVIEW PS	12.300	0030	2,783,321.00	2,770,522.16	---	12,798.84
JUD PROCEED & REVIEW E&E	12.300	0033	1,282,409.00	1,136,284.71	---	146,124.29
SUP COURT JUDGES SALARIES	12.300	0907	1,211,987.00	1,138,850.35	---	73,136.65

Office of State Courts Administrator

STATE COURTS ADMIN E&E	12.305	0039	987,559.00	986,261.68	---	1,297.32
STATE COURTS ADMIN PS	12.305	0524	6,411,891.00	6,409,908.10	---	1,982.90
JUDICIAL REPORT	12.306	1732	100,000.00	---	---	100,000.00
ICM SUPPORT E&E	12.305	7083	3,608,298.00	3,604,928.26	---	3,369.74
OPD TRANSCRIPT COSTS	12.305	8689	582,053.00	565,632.10	---	16,420.90
JAPSER CO JUV DET CNTR	12.340	9612	100,000.00	---	---	100,000.00

Court of Appeals

APPEALS WEST DIST PS	12.315	0041	1,977,130.00	1,976,750.64	---	379.36
APPEALS WEST DIST E&E	12.315	0044	515,495.00	515,474.69	---	20.31
APPEALS EAST DIST PS	12.315	0046	2,666,215.00	2,663,667.38	---	2,547.62
APPEALS EAST DIST E&E	12.315	0050	491,369.00	491,368.44	---	0.56
APPEALS SOUTH DIST PS	12.315	0052	1,226,073.00	1,226,072.50	---	0.50
APPEALS-SOUTH DIST E&E	12.315	0054	248,101.00	248,101.00	---	---
JUDGES SALARIES WEST DIST	12.315	0847	1,706,364.00	1,706,344.17	---	19.83
JUDGES SALARIES EAST DIST	12.315	0848	2,201,391.00	2,200,493.82	---	897.18
JUDGES SALARIES SOUTH PS	12.315	0849	1,100,695.00	1,100,246.91	---	448.09

Circuit Courts

CP-JUDGES-COMM PS	12.320	0853	53,326,349.00	52,515,458.94	---	810,890.06
CP-STATUTORY PS	12.320	0856	15,846,594.00	15,740,921.41	---	105,672.59
46TH CIRCUIT PS	12.320	1733	327,413.00	133,066.05	---	194,346.95
5TH CRCT TRTMNT CRT PS	12.320	2690	55,416.00	---	---	55,416.00
26TH CRCT JUDGE PS	12.320	2692	206,585.00	107,040.07	---	99,544.93
5TH CRCT TRTMNT CRT EE	12.320	2694	1,448.00	---	---	1,448.00
26TH CRCT JUDGE EE	12.320	2695	5,000.00	4,722.40	---	277.60
JUVENILE PERSONNEL	12.320	2902	7,579,900.00	7,579,900.00	---	---
CP-NON-STATUTORY PS	12.320	3354	66,376,095.00	64,098,805.95	---	2,277,289.05
CASA PROGRAMS	12.320	4366	500,000.00	300,000.00	---	200,000.00
CIRCUIT PERSONNEL E&E	12.320	5274	5,489,110.00	5,489,085.64	---	24.36
CASA PROGRAMS (Fund 0590)	12.320	5196	100,000.00	75,747.84	---	24,252.16

**STATE OF MISSOURI
SUMMARY OF APPROPRIATION ACTIVITY
GENERAL FUND - GENERAL REVENUE FUNDS
FOR THE APPROPRIATION YEAR 2017**

	H.B. No.	Appr. No.	Appropriations	Expenditures and Transfers Out	Reappropriations to 2018	Lapse of Appropriations
<u>Drug Court Coord Commission</u>						
MEDICATN ASSISTED TRTMNT (Fund 0733)	12.330	2693	750,000.00	---	---	750,000.00
DRUG COURTS E&E (Fund 0733)	12.330	5197	6,723,698.00	6,434,412.47	---	289,285.53
DRUG COURTS PS (Fund 0733)	12.330	5902	210,943.00	191,876.50	---	19,066.50
<u>Other Programs</u>						
CRRD-INVESTIGATOR PS	12.320	1208	7,024.00	258.12	---	6,765.88
RETIR DISCPL & REMOVE PS	12.320	2204	195,826.00	194,159.95	---	1,666.05
RETIR. DISCPL & REMOV E&E	12.320	2205	50,667.00	48,001.05	---	2,665.95
APPELLATE JUDICIAL COMM	12.300	4211	7,741.00	5,971.36	---	1,769.64
<u>Public Defender System</u>						
PUBLIC DEFENDER SVS PS	12.400	0911	28,898,231.00	28,355,350.67	---	542,880.33
PUBLIC DEFENDER SVS E&E	12.400	0912	8,878,279.00	5,921,034.28	---	2,957,244.72
<u>Extraordinary</u>						
EXTRAORDINARY EXP/CONFLCT	12.400	8727	3,721,071.00	3,721,070.71	---	0.29
<u>EXECUTIVE</u>						
<u>Governor's Office</u>						
GOVERNORS OFFICE ST OWNED	13.010	2662	399,951.00	399,345.36	---	605.64
SPECIAL AUDITS	12.015	2749	30,000.00	---	---	30,000.00
GOVERNOR'S OFFICE	12.005	5600	2,151,258.00	2,151,258.00	---	---
GOV SECURITY DETAIL PS	12.005	9783	1,752,801.00	1,751,260.32	---	1,540.68
GOV SECURITY DETAIL EE	12.005	9784	68,000.00	67,997.29	---	2.71
<u>Mansion Operating</u>						
MANSION OPERATING EXP	12.005	5599	99,199.00	99,199.00	---	---
<u>National Guard Emergency Duty</u>						
NATIONAL GUARD EMERGENCY	12.010	0064	4,000,001.00	845,580.83	---	3,154,420.17
<u>Lieutenant Governor</u>						
LIEUTENANT GOVERNOR PS	12.025	0072	412,748.00	370,934.38	---	41,813.62
LT GOV OFFICE ST OWNED	13.010	2664	29,708.00	29,708.00	---	---
LIEUTENANT GOVERNOR E&E	12.025	5914	50,677.00	38,615.19	---	12,061.81

Secretary of State

SEC OF STATE PS	12.035	0073	7,603,512.00	7,436,480.32	---	167,031.68
SEC OF STATE E&E	12.035	0077	1,375,226.00	1,352,751.02	---	22,474.98
REFUNDS	12.045	0080	50,000.00	31,125.71	---	18,874.29
SEC OF STATE LEASING	13.005	6080	614,374.00	565,656.58	---	48,717.42
SEC OF STATE STATE OWNED	13.010	7773	911,050.00	883,718.00	---	27,332.00
SEC OF STATE STATE OWNED (Fund 0829)	13.010	7776	13,291.00	13,291.00	---	---

Elections

ELECTIONS PUBLIC NOTICE	12.055	0079	2,600,000.00	2,341,601.11	---	258,398.89
ABSENTEE BALLOTS	12.060	2041	190,000.00	111,070.17	---	78,929.83
SPECIAL ELECTION COSTS (Fund 0686)	12.075	0787	707,977.00	707,976.97	---	0.03

Securities

INVESTORS' RESTITUTION (Fund 0741)	12.050	5925	2,000,000.00	188,828.36	---	1,811,171.64
SEC OF STATE PS (Fund 0829)	12.035	5532	795,242.00	394,206.52	---	401,035.48
SEC OF STATE E&E (Fund 0829)	12.035	5533	947,964.00	128,605.50	---	819,358.50

Library Services

REAL	12.105	1048	2,750,000.00	2,000,000.00	---	750,000.00
STATE AID PUBLIC LIBRARY	12.100	4196	2,723,776.00	723,776.00	---	2,000,000.00
LIBRARY NETWORKING FUND (Fund 0822)	12.115	4200	1,110,000.00	785,588.27	---	324,411.73

Wolfner Library

SEC OF STATE E&E (Fund 0928)	12.035	4195	30,000.00	29,583.83	---	416.17
------------------------------	--------	------	-----------	-----------	-----	--------

State Auditor

STATE AUDITOR PS	12.145	0084	5,573,479.00	5,156,664.09	---	416,814.91
STATE AUDITOR E&E	12.145	0087	1,107,859.00	1,010,866.13	---	96,992.87
AUDITOR LEASING	13.005	3192	8,346.00	6,555.56	---	1,790.44
AUDITOR STATE OWNED	13.010	7777	179,235.00	173,858.00	---	5,377.00
STATE AUDITOR PS (Fund 0648)	12.145	8486	861,847.00	133,703.58	---	728,143.42
STATE AUDITOR E&E (Fund 0648)	12.145	8487	31,616.00	13,200.97	---	18,415.03

State Treasurer

DUPLICATE/OUTLAWED CHECKS	12.155	0093	3,115,000.00	3,101,374.28	---	13,625.72
EDWARD JONES DOME PAYMENT	12.151	2252	12,000,000.00	12,000,000.00	---	---
LINKED DEPOSIT REFUNDS	12.175	8364	2,500.00	---	---	2,500.00
STATE TREASURER PS (Fund 0164)	12.150	0844	1,649,870.00	1,548,561.51	---	101,308.49
STATE TREASURER E&E (Fund 0164)	12.150	0845	270,672.00	254,616.87	---	16,055.13
TREASURER STATE OWNED (Fund 0164)	13.010	7788	181,227.00	181,112.87	---	114.13

**STATE OF MISSOURI
SUMMARY OF APPROPRIATION ACTIVITY
GENERAL FUND - GENERAL REVENUE FUNDS
FOR THE APPROPRIATION YEAR 2017**

	H.B. No.	Appr. No.	Appropriations	Expenditures and Transfers Out	Reappropriations to 2018	Lapse of Appropriations
<u>Attorney General</u>						
ATTORNEY GENERAL PS	12.195	0095	10,816,630.00	10,708,260.32	---	108,369.68
MEDICAID FRAUD UNIT E&E	12.205	1678	393,949.00	199,456.72	---	194,492.28
ATTORNEY GENERAL LEASING	13.005	3184	345,284.00	335,103.00	---	10,181.00
MEDICAID FRAUD UNIT PS	12.205	3336	331,900.00	223,370.79	---	108,529.21
ATTORNEY GENERAL E&E	12.195	7586	2,769,154.00	2,747,080.32	---	22,073.68
ATTORNEY GENERAL ST OWNED	13.010	7778	416,965.00	404,456.00	---	12,509.00
ATTORNEY GENERAL E&E (Fund 0603)	12.195	2218	187,000.00	132,057.58	---	54,942.42
ATTORNEY GENERAL PS (Fund 0631)	12.195	1529	1,696,253.00	1,639,117.62	---	57,135.38
ATTORNEY GENERAL E&E (Fund 0631)	12.195	2315	2,190,176.00	799,285.04	---	1,390,890.96
ATTORNEY GENERAL PS (Fund 0666)	12.195	2215	392,226.00	212,195.46	---	180,030.54
ATTORNEY GENERAL E&E (Fund 0666)	12.195	3003	254,400.00	58,237.85	---	196,162.15
<u>Office of Prosecution Services</u>						
OFFICE OF PROS SVS PS	12.210	2933	81,601.00	81,266.90	---	334.10
OFFICE OF PROS SVS E&E	12.210	2937	29,019.00	28,983.54	---	35.46
<u>OFFICE OF ADMINISTRATION</u>						
GOVERNOR TRANSITION	05.290	1779	100,000.00	81,126.51	---	18,873.49
LT GOVERNOR TRANSITION	05.290	1780	5,000.00	4,143.75	---	856.25
SEC OF STATE TRANSITION	05.290	1781	10,000.00	8,000.00	---	2,000.00
TREASURER TRANSITION	05.290	1782	10,000.00	4,897.07	---	5,102.93
ATTY GENERAL TRANSITION	05.290	1786	10,000.00	9,785.69	---	214.31
OFFICE OF ADMINISTRATION	05.290	2823	15,000.00	14,785.41	---	214.59
<u>Commissioner's Office</u>						
COMMISSIONER'S OFFICE PS	05.005	0123	649,269.00	626,555.23	---	22,713.77
COMMISSIONER'S OFFICE E&E	05.005	2139	72,368.00	72,322.47	---	45.53
OFF EQUAL OPPORTUNITY PS	05.005	3568	204,277.00	197,471.80	---	6,805.20
OFF EQUAL OPPORTUNITY EE	05.005	3571	100,189.00	97,841.53	---	2,347.47
ALTERNATIVES TO ABORTION	05.160	8044	2,033,561.00	---	---	2,033,561.00
ALT TO ABORTION AWARENESS	05.160	8301	75,000.00	50,020.10	---	24,979.90
REGIONAL PLANNING COMM	05.285	9184	200,000.00	97,000.00	---	103,000.00
STATEWIDE DUES	05.265	9241	231,000.00	222,000.00	---	9,000.00
DISPARITY STUDY-DONATED (Fund 0722)	05.005	8116	80,000.00	10,449.66	---	69,550.34

Division of Accounting

REFUND DED W/H IN ERROR	05.500	0037	36,000.00	18,050.29	---	17,949.71
ACCOUNTING PS	05.010	0154	2,151,779.00	2,083,375.46	---	68,403.54
ACCOUNTING E&E	05.010	0157	116,895.00	116,130.80	---	764.20
HIST SCTY BLDG DEBT SERV	05.185	1249	2,700,000.00	2,333,529.52	---	366,470.48
UNEMPLOYMENT BENEFITS	05.480	2238	1,635,024.00	620,276.96	---	1,014,747.04
CMIA-FEDERAL PAYMENTS	05.230	2833	300,000.00	12,274.00	---	287,726.00
HR CONTINGENCY	05.515	3062	36,000.00	---	---	36,000.00
BPB ANNUAL FEES/EXPENSES	05.170	5275	30,654.00	21,133.75	---	9,520.25
L/P DEBT PAYMENTS	05.175	5281	13,666,057.00	13,666,056.26	---	0.74
MU BASKETBALL ARENA	05.180	5732	2,526,600.00	2,526,600.00	---	---
DEBT MANAGEMENT	05.210	6933	83,300.00	17,608.75	---	65,691.25
BPB DEBT SERVICE	05.165	8002	64,250,026.00	55,426,046.95	---	8,823,979.05
PROSECUTIONS/CAP CASE	05.280	9183	30,000.00	22,950.00	---	7,050.00
CAFETERIA PLAN	05.510	9301	1.00	---	---	1.00
BARTLE HALL	05.215	9352	2,000,000.00	2,000,000.00	---	---
JACKSON CO	05.220	9382	3,000,000.00	3,000,000.00	---	---
TEACHER RETIREMENT CONTR	05.475	9851	150,000.00	91,951.36	---	58,048.64
BPB DEBT SERVICE (Fund 0124)	05.165	9246	15,475,000.00	8,181,292.50	---	7,293,707.50
BPB ISSUANCE COST (Fund 0124)	05.165	9247	400,000.00	---	---	400,000.00
UNEMPLOYMENT BENEFITS OTH (Fund 0142)	05.480	8879	27.00	25.11	---	1.89
UNEMPLOYMENT BENEFITS (Fund 0144)	05.480	8642	850.00	---	---	850.00
UNEMPLOYMENT BENEFITS (Fund 0164)	05.480	2307	5,183.00	---	---	5,183.00
UNEMPLOYMENT BENEFITS (Fund 0169)	05.480	1920	10,367.00	7,527.47	---	2,839.53
UNEMPLOYMENT BENEFITS (Fund 0625)	05.480	3718	750.00	---	---	750.00
UNEMPLOYMENT BENEFITS (Fund 0667)	05.480	2183	2,000.00	---	---	2,000.00
UNEMPLOYMENT BENEFITS OTH (Fund 0674)	05.480	8041	140.00	138.72	---	1.28
UNEMPLOYMENT BENEFITS OTH (Fund 0829)	05.480	1156	3,057.00	3,056.37	---	0.63
UNEMPLOYMENT BENEFITS OTH (Fund 0974)	05.480	1176	537.00	535.53	---	1.47

Division of Budget and Planning

BUDGET & PLANNING E&E	05.015	2140	71,921.00	70,820.53	---	1,100.47
BUDGET & PLANNING PS	05.015	3434	1,644,182.00	1,520,878.60	---	123,303.40

Information Technology Services Division

SECURITY ENHANCEMENT PS	05.020	1168	1,477,466.00	1,432,420.40	---	45,045.60
GR IT CONSOLIDATION PS	05.020	1281	20,612,702.00	20,030,441.24	---	582,260.76
GR IT CONSOLIDATION E&E	05.020	1282	23,804,209.00	23,069,081.00	---	735,128.00
DOR IT CONSOLID HC PS	05.020	2854	1,714,886.00	1,659,067.33	---	55,818.67
DOR IT CONSOLID HC E&E	05.020	2855	4,231,845.00	4,104,138.00	---	127,707.00
SECURITY ENHANCEMENT E&E	05.020	8706	6,522,534.00	5,357,534.00	---	1,165,000.00
DSS IT CONSOLIDATION PS (Fund 0169)	05.020	1292	501,274.00	---	---	501,274.00
DSS IT CONSOLIDATION E&E (Fund 0169)	05.020	1293	681,328.00	---	---	681,328.00

**STATE OF MISSOURI
SUMMARY OF APPROPRIATION ACTIVITY
GENERAL FUND - GENERAL REVENUE FUNDS
FOR THE APPROPRIATION YEAR 2017**

	H.B. No.	Appr. No.	Appropriations	Expenditures and Transfers Out	Reappropriations to 2018	Lapse of Appropriations
DHSS IT CONSOLIDATION E&E (Fund 0276)	05.020	1309	7,690.00	3,857.26	---	3,832.74
E PROCUREMENT E&E (Fund 0495)	05.030	9180	2,000,000.00	1,151,275.18	---	848,724.82
DED IT CONSOLIDATION E&E (Fund 0567)	05.020	1396	2,762.00	---	---	2,762.00
DED IT CONSOLIDATION E&E (Fund 0600)	05.020	1451	7,000.00	5,868.27	---	1,131.73
DESE IT CONSOLIDATION E&E (Fund 0651)	05.020	1510	25,000.00	5,842.80	---	19,157.20
DESE IT CONSOLIDATION PS (Fund 0651)	05.020	8845	159,680.00	72,172.02	---	87,507.98
DHSS IT CONSOLIDATION E&E (Fund 0656)	05.020	8373	2,591.00	2,590.70	---	0.30
DHSS IT CONSOLIDATION PS (Fund 0658)	05.020	1513	51.00	---	---	51.00
DHSS IT CONSOLIDATION E&E (Fund 0658)	05.020	1516	20,513.00	2,337.64	---	18,175.36
DED IT CONSOLIDATION E&E (Fund 0667)	05.020	8834	84,243.00	18,210.69	---	66,032.31
DESE IT CONSOLIDATION E&E (Fund 0743)	05.020	1624	995.00	---	---	995.00
DESE IT CONSOLIDATION PS (Fund 0743)	05.020	8850	1,031.00	---	---	1,031.00
DHSS IT CONSOLIDATION E&E (Fund 0899)	05.020	1644	13,032.00	807.92	---	12,224.08
MDA IT CONSOLIDATION E&E (Fund 0925)	05.020	1654	90.00	---	---	90.00
<u>Division of Facilities Management,</u>						
<u>Design and Construction</u>						
OA LEASING	13.005	1059	765,331.00	576,139.74	---	189,191.26
CLARKSVILLE FLOOD WALL	18.100	2352	1,000,000.00	---	---	1,000,000.00
OA STATE OWNED	13.010	7670	3,016,207.00	2,786,826.67	---	229,380.33
STATE CAPITOL STRUC REPRS	17.275	8724	70,791.00	39,670.33	31,120.00	0.67
UNPROGRAMED M&R (Fund 0124)	18.020	1325	4,404,982.00	408,509.22	3,996,472.00	0.78
EMERGENCY (Fund 0124)	18.020	1326	1,199,982.00	---	1,199,982.00	---
HAZMAT REMEDIATION (Fund 0124)	18.025	1328	589,982.00	62,155.05	527,826.00	0.95
STWIDE FMRF EXPEND (Fund 0124)	18.030	1329	7,078,982.00	---	7,078,982.00	---
APPRAISALS & SURVEYS (Fund 0124)	18.030	1330	59,982.00	11,784.00	48,198.00	---
ENERGY CONSERV PROJS (Fund 0124)	18.035	1336	530,982.00	309,192.18	221,789.00	0.82
PLUMBING IMPROVEMENTS (Fund 0124)	18.021	2360	1,474,982.00	---	1,474,982.00	---
ELECTRICAL IMPROVEMENTS (Fund 0124)	18.022	2361	1,474,982.00	---	1,474,982.00	---
HTG VENTILATION & AC IMP (Fund 0124)	18.023	2364	5,899,982.00	---	5,899,982.00	---
LIFE SAFETY IMPROVEMENTS (Fund 0124)	18.024	2371	1,179,982.00	---	1,179,982.00	---
ROOFING MANAGEMENT SYSTEM (Fund 0124)	18.026	2372	4,424,982.00	---	4,424,982.00	---
SECURITY IMPROVEMENTS (Fund 0124)	18.027	2373	1,179,982.00	---	1,179,982.00	---
HEARING ROOM RENOVATIONS (Fund 0124)	18.029	2374	499,982.00	---	499,982.00	---
FMDC ESCO DEBT SERVICE (Fund 0124)	05.205	4468	4,875,710.00	4,671,028.36	---	204,681.64
STWIDE FMRF EXPENDITURE (Fund 0124)	17.210	8574	4,511,238.00	4,511,237.90	---	0.10

STWIDE FMRF EXPENDITURE (Fund 0124)	17.215	9268	7,118,786.00	2,373,707.61	4,745,078.00	0.39
UNPROGRAMMED M&R (Fund 0124)	17.175	9269	6,659,321.00	2,304,914.51	4,354,406.00	0.49
EMERGENCY (Fund 0124)	17.175	9270	2,370,133.00	41,168.39	2,328,964.00	0.61
APPRAISALS & SURVEYS (Fund 0124)	17.215	9271	8,019.00	2,500.00	5,519.00	---
HAZMAT REMEDIATION (Fund 0124)	17.185	9272	675,646.00	650,720.75	24,925.00	0.25
PLUMBING IMPROVEMENTS (Fund 0124)	17.250	9902	1,572,441.00	177,309.27	1,395,131.00	0.73
ELECTRICAL IMPROVEMENTS (Fund 0124)	17.205	9903	2,381,002.00	223,200.18	2,157,801.00	0.82
HTG VENTILATION & AC IMP (Fund 0124)	17.240	9904	8,620,877.00	1,014,873.48	7,606,003.00	0.52
LIFE SAFETY IMPROVEMENTS (Fund 0124)	17.230	9905	1,743,391.00	1,037,527.54	705,863.00	0.46
ROOFING MANAGEMENT SYSTEM (Fund 0124)	17.195	9910	4,153,421.00	2,499,909.63	1,653,511.00	0.37
SECURITY IMPROVEMENTS (Fund 0124)	17.260	9911	1,288,948.00	16,249.36	1,272,698.00	0.64
ENERGY CONSERVATION PROJS (Fund 0723)	17.295	9279	250,000.00	---	250,000.00	---
<u>Division of General Services</u>						
WORKERS' COMP & SIF TAX	05.530	3437	3,135,142.00	3,135,141.33	---	0.67
DIV OF GENERAL SERV PS	05.070	4537	889,610.00	847,989.25	---	41,620.75
DIV OF GENERAL SERV E&E	05.070	4539	75,353.00	72,591.79	---	2,761.21
WORKERS' COMPENSATION	05.520	4541	33,366,171.00	33,318,405.47	---	47,765.53
STATE PROP PRESERVE PMTS (Fund 0128)	05.110	6747	1.00	---	---	1.00
LEGAL EXPENSE FUND (Fund 0692)	05.125	1214	24,262,435.00	24,233,445.76	---	28,989.24
<u>Division of Personnel</u>						
DIV PERSONNEL PS	05.035	0187	2,805,868.00	2,713,199.60	---	92,668.40
DIV PERSONNEL E&E	05.035	0189	91,646.00	88,617.26	---	3,028.74
<u>Division of Purchasing</u>						
PURCHASING PS	05.040	0190	1,804,365.00	1,732,689.19	---	71,675.81
PURCHASING E&E	05.040	0193	77,203.00	54,107.63	---	23,095.37
<u>Administrative Hearing Commission</u>						
ADMIN HEARING COMM PS	05.130	7635	984,656.00	911,708.09	---	72,947.91
ADMIN HEARING COMM E&E	05.130	7636	82,552.00	50,264.45	---	32,287.55
ADMIN HEARING COMM PS (Fund 0818)	05.130	8411	76,969.00	17,304.24	---	59,664.76
ADMIN HEARING COMM E&E (Fund 0818)	05.130	8412	56,715.00	---	---	56,715.00
<u>Office of Child Advocate</u>						
OFFICE CHILD ADVOCATE PS	05.135	6321	175,313.00	169,838.76	---	5,474.24
OFFICE CHILD ADVOCATE E&E	05.135	6322	8,103.00	7,109.53	---	993.47
<u>Governor's Council on Disability</u>						
GOV CNSL ON DISABILITY PS	05.145	6880	178,993.00	158,448.67	---	20,544.33
GOV CNSL ON DISABILITY EE	05.145	6881	34,618.00	32,451.87	---	2,166.13

**STATE OF MISSOURI
SUMMARY OF APPROPRIATION ACTIVITY
GENERAL FUND - GENERAL REVENUE FUNDS
FOR THE APPROPRIATION YEAR 2017**

	H.B. No.	Appr. No.	Appropriations	Expenditures and Transfers Out	Reappropriations to 2018	Lapse of Appropriations
<u>Missouri Ethics Commission</u>						
MO ETHICS COMM E&E	05.155	0127	289,852.00	228,782.40	---	61,069.60
MO ETHICS COMM PS	05.155	0827	1,123,054.00	1,018,272.00	---	104,782.00
ETHICS COMMISSION LEASING	13.005	3271	99,124.00	90,593.35	---	8,530.65
<u>Board of Fund Commissioners</u>						
ESCROW & RELATED EXPENSES	01.005	1323	20,002.00	3,495.92	---	16,506.08
<u>DEPARTMENT OF AGRICULTURE</u>						
AGRICULTURE LEASING	13.005	1473	195,584.00	189,716.00	---	5,868.00
AGRICULTURE STATE OWNED	13.010	7676	85,875.00	83,299.00	---	2,576.00
FISHER DELTA-ASIAN CARP	06.005	9010	250,000.00	---	---	250,000.00
UNPROGRAMED M&R (Fund 0124)	18.020	1325	2.00	---	2.00	---
EMERGENCY (Fund 0124)	18.020	1326	2.00	---	2.00	---
HAZMAT REMEDIATION (Fund 0124)	18.025	1328	2.00	---	2.00	---
STWIDE FMRF EXPEND (Fund 0124)	18.030	1329	2.00	---	2.00	---
APPRAISALS & SURVEYS (Fund 0124)	18.030	1330	2.00	---	2.00	---
ENERGY CONSERV PROJS (Fund 0124)	18.035	1336	2.00	---	2.00	---
PLUMBING IMPROVEMENTS (Fund 0124)	18.021	2360	2.00	---	2.00	---
ELECTRICAL IMPROVEMENTS (Fund 0124)	18.022	2361	2.00	---	2.00	---
HTG VENTILATION & AC IMP (Fund 0124)	18.023	2364	2.00	---	2.00	---
LIFE SAFETY IMPROVEMENTS (Fund 0124)	18.024	2371	2.00	---	2.00	---
ROOFING MANAGEMENT SYSTEM (Fund 0124)	18.026	2372	2.00	---	2.00	---
SECURITY IMPROVEMENTS (Fund 0124)	18.027	2373	2.00	---	2.00	---
HEARING ROOM RENOVATIONS (Fund 0124)	18.029	2374	2.00	---	2.00	---
STWIDE FMRF EXPENDITURE (Fund 0124)	17.215	9268	100,121.00	100,118.28	2.00	0.72
UNPROGRAMMED M&R (Fund 0124)	17.175	9269	34,772.00	34,769.50	2.00	0.50
EMERGENCY (Fund 0124)	17.175	9270	2.00	---	2.00	---
APPRAISALS & SURVEYS (Fund 0124)	17.215	9271	2.00	---	2.00	---
HAZMAT REMEDIATION (Fund 0124)	17.185	9272	2.00	---	2.00	---
PLUMBING IMPROVEMENTS (Fund 0124)	17.250	9902	54,617.00	54,614.96	2.00	0.04
ELECTRICAL IMPROVEMENTS (Fund 0124)	17.205	9903	2.00	---	2.00	---
HTG VENTILATION & AC IMP (Fund 0124)	17.240	9904	2.00	---	2.00	---
LIFE SAFETY IMPROVEMENTS (Fund 0124)	17.230	9905	2.00	---	2.00	---

ROOFING MANAGEMENT SYSTEM (Fund 0124)	17.195	9910	128.00	125.06	2.00	0.94
SECURITY IMPROVEMENTS (Fund 0124)	17.260	9911	2.00	---	2.00	---
<u>Office of the Director</u>						
AG PROMOTION	06.005	2466	500,000.00	---	---	500,000.00
BIODIESEL INCENTIVE PRGM (Fund 0777)	06.025	7519	9,903,925.00	3,850,638.00	---	6,053,287.00
<u>Division of Animal Health</u>						
ANIMAL HEALTH ADMIN PS	06.095	0244	2,629,803.00	2,240,481.36	---	389,321.64
ANIMAL HEALTH ADMIN E&E	06.095	0247	907,293.00	746,349.53	---	160,943.47
INDEMNITIES	06.100	4388	10,000.00	---	---	10,000.00
GIFT TRUST FUND E&E (Fund 0925)	06.095	3121	5,000.00	---	---	5,000.00
ANIMAL HEALTH ADMIN E&E (Fund 0985)	06.095	8891	1,000.00	1,000.00	---	---
<u>Division of Grain Inspection and Warehousing</u>						
GRAIN REGULATORY SVS PS	06.105	0251	707,473.00	686,222.19	---	21,250.81
GRAIN REGULATORY SVS E&E	06.105	0253	85,928.00	83,350.00	---	2,578.00
<u>Division of Weights, Measures and Consumer Protection</u>						
WEIGHTS & MEASURES PS	06.120	0260	448,567.00	434,205.83	---	14,361.17
WEIGHTS & MEASURES E&E	06.120	7361	100,396.00	97,384.00	---	3,012.00
<u>State Milk Board</u>						
STATE MILK BOARD PS	06.145	5289	105,949.00	102,771.00	---	3,178.00
STATE MILK BOARD E&E	06.145	5290	852.00	826.00	---	26.00
<u>Agriculture Business Development</u>						
DELTA REGNL AUTH ORG DUES	06.030	1320	74,143.00	---	---	74,143.00
BEEF INITIATIVE	06.030	1580	2,000,000.00	---	---	2,000,000.00
INTL TRADE OFFICES	06.031	2472	1,000,000.00	---	---	1,000,000.00
COMMUNITY GARDEN PROJECT	06.030	2684	50,000.00	---	---	50,000.00
AGRI BUSINESS DEV E&E	06.030	5278	250,000.00	---	---	250,000.00
ABATTOIR	06.030	9777	10,000.00	---	---	10,000.00
LIVESTOCK FEED& CROP LOAN (Fund 0914)	06.075	3369	50,000.00	---	---	50,000.00
<u>Missouri State Fair</u>						
STATE FAIR PAVILION	06.140	2182	500,000.00	---	---	500,000.00

**STATE OF MISSOURI
SUMMARY OF APPROPRIATION ACTIVITY
GENERAL FUND - GENERAL REVENUE FUNDS
FOR THE APPROPRIATION YEAR 2017**

	H.B. No.	Appr. No.	Appropriations	Expenditures and Transfers Out	Reappropriations to 2018	Lapse of Appropriations
<u>DEPARTMENT OF ECONOMIC DEVELOPMENT</u>						
DED LEASING	13.005	1978	31,262.00	30,330.00	---	932.00
WORKFORCE DEV TRNING CNTR	18.135	2579	1,000,000.00	---	---	1,000,000.00
Y&F OUTRCH & CAREER CNTR	18.175	2657	2,000,000.00	---	---	2,000,000.00
DED STATE OWNED	13.010	7691	195,276.00	189,418.00	---	5,858.00
UNPROGRAMED M&R (Fund 0124)	18.020	1325	2.00	---	2.00	---
EMERGENCY (Fund 0124)	18.020	1326	2.00	---	2.00	---
HAZMAT REMEDIATION (Fund 0124)	18.025	1328	2.00	---	2.00	---
STWIDE FMRF EXPEND (Fund 0124)	18.030	1329	2.00	---	2.00	---
APPRAISALS & SURVEYS (Fund 0124)	18.030	1330	2.00	---	2.00	---
ENERGY CONSERV PROJS (Fund 0124)	18.035	1336	2.00	---	2.00	---
PLUMBING IMPROVEMENTS (Fund 0124)	18.021	2360	2.00	---	2.00	---
ELECTRICAL IMPROVEMENTS (Fund 0124)	18.022	2361	2.00	---	2.00	---
HTG VENTILATION & AC IMP (Fund 0124)	18.023	2364	2.00	---	2.00	---
LIFE SAFETY IMPROVEMENTS (Fund 0124)	18.024	2371	2.00	---	2.00	---
ROOFING MANAGEMENT SYSTEM (Fund 0124)	18.026	2372	2.00	---	2.00	---
SECURITY IMPROVEMENTS (Fund 0124)	18.027	2373	2.00	---	2.00	---
HEARING ROOM RENOVATIONS (Fund 0124)	18.029	2374	2.00	---	2.00	---
STWIDE FMRF EXPENDITURE (Fund 0124)	17.215	9268	2.00	---	2.00	---
UNPROGRAMMED M&R (Fund 0124)	17.175	9269	2.00	---	2.00	---
EMERGENCY (Fund 0124)	17.175	9270	2.00	---	2.00	---
APPRAISALS & SURVEYS (Fund 0124)	17.215	9271	2.00	---	2.00	---
HAZMAT REMEDIATION (Fund 0124)	17.185	9272	2.00	---	2.00	---
PLUMBING IMPROVEMENTS (Fund 0124)	17.250	9902	2.00	---	2.00	---
ELECTRICAL IMPROVEMENTS (Fund 0124)	17.205	9903	2.00	---	2.00	---
HTG VENTILATION & AC IMP (Fund 0124)	17.240	9904	2.00	---	2.00	---
LIFE SAFETY IMPROVEMENTS (Fund 0124)	17.230	9905	2.00	---	2.00	---
ROOFING MANAGEMENT SYSTEM (Fund 0124)	17.195	9910	2.00	---	2.00	---
SECURITY IMPROVEMENTS (Fund 0124)	17.260	9911	2.00	---	2.00	---
DED STATE OWNED (Fund 0667)	13.010	8840	23,824.00	23,581.35	---	242.65
<u>Administrative Services</u>						
ADMINISTRATIVE SVS E&E	07.005	2173	54,309.00	50,276.17	---	4,032.83
ADMINISTRATIVE SVS PS	07.005	3612	418,764.00	358,258.84	---	60,505.16

Division of Business and Community Services

MARKETING PS	07.015	2376	178,739.00	162,503.76	---	16,235.24
MARKETING E&E	07.015	2377	1,338,651.00	1,298,491.00	---	40,160.00
SALES PS	07.015	2391	1,262,415.00	1,188,193.98	---	74,221.02
SALES E&E	07.015	2393	132,020.00	128,059.00	---	3,961.00
FINANCE PS	07.015	2407	857,384.00	784,355.55	---	73,028.45
FINANCE E&E	07.015	2410	112,318.00	108,948.00	---	3,370.00
COMPLIANCE PS	07.015	2416	71,212.00	64,554.56	---	6,657.44
COMPLIANCE E&E	07.015	2422	21,336.00	20,696.00	---	640.00
COMMUNITY DEV CORPS	07.046	2514	150,000.00	---	---	150,000.00
MO COMMUNITY SVS COMM PS	07.090	3641	35,211.00	33,632.50	---	1,578.50
MO ECO RES INFO CNTR PS	07.015	3699	113,455.00	90,349.82	---	23,105.18
MO ECO RES INFO CNTR E&E	07.015	3700	19,160.00	18,585.00	---	575.00
INTRN TR & INVEST OFC E&E	07.015	7502	1,910,000.00	1,836,448.00	---	73,552.00
BRAC ANALYSIS	07.020	8312	250,000.00	242,500.00	---	7,500.00
RURAL REGIONAL DEV GRANTS	07.046	8976	250,000.00	---	---	250,000.00
CDBG ADMIN PS	07.045	9361	98,780.00	89,961.64	---	8,818.36
CDBG ADMIN EE	07.045	9362	155,005.00	150,355.00	---	4,650.00
MILITARY ADVOCATE PS	07.025	9400	125,360.00	122,300.00	---	3,060.00
MILITARY ADVOCATE EE	07.025	9401	226,640.00	42,083.52	---	184,556.48
MAINSTREET PROGRAM	07.055	9607	157,386.00	95,364.00	---	62,022.00
RESEARCH REACTOR (Fund 0172)	07.035	2524	2,000,000.00	---	---	2,000,000.00
RESEARCH DEV FACILITY (Fund 0172)	07.035	2527	2,500,000.00	---	---	2,500,000.00
MO TECH CORP-RAM E&E (Fund 0172)	07.035	3698	18,410,000.00	13,356,944.74	---	5,053,055.26
YOUTH ACADEMY (Fund 0177)	07.045	9781	2,000,000.00	---	---	2,000,000.00
MARKETING E&E (Fund 0567)	07.015	2384	1,402,238.00	485,428.73	---	916,809.27
MODESA (Fund 0766)	07.070	4245	1,507,209.00	1,294,160.44	---	213,048.56
FINANCE PS (Fund 0766)	07.015	8389	44,352.00	41,903.79	---	2,448.21
FINANCE E&E (Fund 0766)	07.015	8390	3,890.00	306.76	---	3,583.24
DWTN REVITAL PRSRVTN (Fund 0907)	07.080	2918	200,000.00	135,012.71	---	64,987.29

Division of Workforce Development

WORKFORCE AUTISM	07.115	0932	500,000.00	193,999.97	---	306,000.03
ADVANCED MANUF TRNING FAC	07.132	2272	300,000.00	141,000.00	---	159,000.00
CERT WORK READY COMMUNITY	07.120	8920	100,000.00	96,693.68	---	3,306.32
PRE APPRENTICESHIP PROG	07.120	9780	100,000.00	48,000.00	---	52,000.00
MO JOB DEVELOPMENT (Fund 0600)	07.125	0905	14,039,985.00	11,175,945.36	---	2,864,039.64
WORKFORCE DEVELOPMENT PS (Fund 0600)	07.115	2300	393,269.00	204,003.36	---	189,265.64
WORKFORCE DEVELOPMENT E&E (Fund 0600)	07.115	2323	81,389.00	26,579.19	---	54,809.81

**STATE OF MISSOURI
SUMMARY OF APPROPRIATION ACTIVITY
GENERAL FUND - GENERAL REVENUE FUNDS
FOR THE APPROPRIATION YEAR 2017**

	H.B. No.	Appr. No.	Appropriations	Expenditures and Transfers Out	Reappropriations to 2018	Lapse of Appropriations
<u>Division of Energy</u>						
WOOD ENERGY	07.160	2484	2,500,000.00	---	---	2,500,000.00
ALTERNATIVE FUEL	07.160	2485	50,000.00	---	---	50,000.00
ENERGY DIV OPERATING E&E	07.160	8844	14,610.00	14,610.00	---	---
ENERGY DIV OPERATING PS (Fund 0667)	07.160	8801	469,738.00	438,410.34	---	31,327.66
ENERGY DIV OPERATING E&E (Fund 0667)	07.160	8805	89,970.00	77,676.10	---	12,293.90
ENERGY EFFICIENT SERVICES (Fund 0667)	07.160	8810	7,000,000.00	2,382,945.59	---	4,617,054.41
ENERGY EFFICIENT SERV ENC (Fund 0667)	07.160	8811	15,000,000.00	---	---	15,000,000.00
REFUND ACCOUNTS (Fund 0667)	07.160	8816	2,039.00	---	---	2,039.00
ENERGY DIV OPERATING PS (Fund 0730)	07.160	8802	3,663.00	---	---	3,663.00
ENERGY EFFICIENT SERVICES (Fund 0730)	07.160	8812	25,000.00	---	---	25,000.00
REFUND ACCOUNTS (Fund 0730)	07.160	8817	165.00	---	---	165.00
ENERGY DIV OPERATING PS (Fund 0935)	07.160	8803	452,797.00	382,796.68	---	70,000.32
ENERGY DIV OPERATING E&E (Fund 0935)	07.160	8806	32,050.00	3,628.17	---	28,421.83
ENERGY EFFICIENT SERVICES (Fund 0935)	07.160	8814	2,100,000.00	59,649.41	---	2,040,350.59
ENERGY EFFICIENT SERV ENC (Fund 0935)	07.160	8815	3,000,000.00	---	---	3,000,000.00
REFUND ACCOUNTS (Fund 0935)	07.160	8819	4,500.00	---	---	4,500.00
<u>Missouri Council on the Arts</u>						
ARCHIVAL REPOSITORY (Fund 0177)	07.095	2595	50,000.00	50,000.00	---	---
MO HUMANITIES COUNCIL (Fund 0177)	07.095	7276	1,260,000.00	1,073,050.00	---	186,950.00
KC NEGRO LEAGUE MUSEUM (Fund 0177)	07.095	8335	250,000.00	250,000.00	---	---
AMERICAN JAZZ REDEV AUTHOR (Fund 0177)	07.095	9150	50,000.00	50,000.00	---	---
<u>DEPARTMENT OF ELEMENTARY AND SECONDARY EDUCATION</u>						
DESE LEASING	13.005	1033	466,363.00	399,486.16	---	66,876.84
COMMUNITY PARTNERSHIPS	02.017	1694	150,000.00	---	---	150,000.00
TRAUMA INFORMED	02.126	1755	200,000.00	---	---	200,000.00
STEM PILOT PROGRAM	02.027	2213	50,000.00	---	---	50,000.00
DESE STATE OWNED	13.010	7659	286,002.00	277,422.00	---	8,580.00
DESE INSTITUTIONAL	13.015	7663	3,889,157.00	3,772,482.00	---	116,675.00
UNPROGRAMED M&R (Fund 0124)	18.020	1325	2.00	---	2.00	---
EMERGENCY (Fund 0124)	18.020	1326	2.00	---	2.00	---
HAZMAT REMEDIATION (Fund 0124)	18.025	1328	2.00	---	2.00	---

STWIDE FMRF EXPEND (Fund 0124)	18.030	1329	2.00	---	2.00	---
APPRAISALS & SURVEYS (Fund 0124)	18.030	1330	2.00	---	2.00	---
ENERGY CONSERV PROJS (Fund 0124)	18.035	1336	2.00	---	2.00	---
PLUMBING IMPROVEMENTS (Fund 0124)	18.021	2360	2.00	---	2.00	---
ELECTRICAL IMPROVEMENTS (Fund 0124)	18.022	2361	2.00	---	2.00	---
HTG VENTILATION & AC IMP (Fund 0124)	18.023	2364	2.00	---	2.00	---
LIFE SAFETY IMPROVEMENTS (Fund 0124)	18.024	2371	2.00	---	2.00	---
ROOFING MANAGEMENT SYSTEM (Fund 0124)	18.026	2372	2.00	---	2.00	---
SECURITY IMPROVEMENTS (Fund 0124)	18.027	2373	2.00	---	2.00	---
HEARING ROOM RENOVATIONS (Fund 0124)	18.029	2374	2.00	---	2.00	---
STWIDE FMRF EXPENDITURE (Fund 0124)	17.215	9268	46,667.00	46,664.38	2.00	0.62
UNPROGRAMMED M&R (Fund 0124)	17.175	9269	4,687.00	4,684.74	2.00	0.26
EMERGENCY (Fund 0124)	17.175	9270	72,987.00	72,984.17	2.00	0.83
APPRAISALS & SURVEYS (Fund 0124)	17.215	9271	2.00	---	2.00	---
HAZMAT REMEDIATION (Fund 0124)	17.185	9272	24,505.00	24,502.42	2.00	0.58
PLUMBING IMPROVEMENTS (Fund 0124)	17.250	9902	26,005.00	26,002.90	2.00	0.10
ELECTRICAL IMPROVEMENTS (Fund 0124)	17.205	9903	2.00	---	2.00	---
HTG VENTILATION & AC IMP (Fund 0124)	17.240	9904	15,657.00	15,654.89	2.00	0.11
LIFE SAFETY IMPROVEMENTS (Fund 0124)	17.230	9905	93,979.00	93,976.22	2.00	0.78
ROOFING MANAGEMENT SYSTEM (Fund 0124)	17.195	9910	545,629.00	545,626.62	2.00	0.38
SECURITY IMPROVEMENTS (Fund 0124)	17.260	9911	2.00	---	2.00	---
DESE LEASING (Fund 0889)	13.005	6923	9,506.00	8,705.16	---	800.84

Division of Financial and Administrative Services

SCHOOL NUTRITION SERVICES	02.030	0495	3,412,151.00	3,412,151.00	---	---
DIV OF GENERAL ADMIN PS	02.005	0537	1,862,913.00	1,807,026.00	---	55,887.00
PAT PROV ACCRED/UNACCRED	02.015	1675	537,750.00	---	---	537,750.00
DIV OF GENERAL ADMIN E&E	02.005	2294	115,600.00	112,132.00	---	3,468.00
FOUNDATION-FORMULA	02.015	3661	1,911,051,403.00	1,911,051,403.00	---	---
FOUNDATION-SM SCHL PRG	02.015	9230	15,000,000.00	15,000,000.00	---	---
FOUNDATION-TRANSPORTATN	02.015	9231	36,024,611.00	14,392,020.00	---	21,632,591.00

Division of Learning Services

SHELTERED WORKSHOPS	02.180	0498	26,041,961.00	24,078,421.00	---	1,963,540.00
BLIND STUDENT LITERACY	02.190	1861	231,953.00	224,994.00	---	6,959.00
EARLY GRADE LITERACY PRGM	02.041	2535	103,000.00	99,910.00	---	3,090.00
PERFORM BASED ASSESSMENT	02.070	2536	13,472,213.00	11,472,213.00	---	2,000,000.00
DFS/DMH SCHOOL PLACEMENTS	02.175	2542	3,330,731.00	3,330,731.00	---	---
DYSLEXIA TRAINING	02.050	2602	100,000.00	3,990.00	---	96,010.00
SPECIAL OLYMPICS	02.205	2998	100,000.00	97,000.00	---	3,000.00
VIRTUAL EDUCATION E&E	02.015	3620	200,000.00	79,303.00	---	120,697.00
FIRST STEPS	02.170	4112	28,740,309.00	27,878,100.00	---	862,209.00

**STATE OF MISSOURI
SUMMARY OF APPROPRIATION ACTIVITY
GENERAL FUND - GENERAL REVENUE FUNDS
FOR THE APPROPRIATION YEAR 2017**

	H.B. No.	Appr. No.	Appropriations	Expenditures and Transfers Out	Reappropriations to 2018	Lapse of Appropriations
HIGH NEED FUND	02.165	7326	33,928,818.00	33,928,818.00	---	---
DIV OF LEARNING SRVS PS	02.050	7810	3,619,355.00	3,510,774.00	---	108,581.00
DIV OF LEARNING SRVS E&E	02.050	7811	264,224.00	256,297.00	---	7,927.00
EARLY CHILDHOOD PROGRAM	02.055	8339	198,200.00	192,254.00	---	5,946.00
URBAN TEACHING PROGRAM	02.020	8509	3,000,000.00	2,910,000.00	---	90,000.00
EARLY CHILDHOOD PROG MPP	02.055	8510	3,000,000.00	1,940,000.00	---	1,060,000.00
CHARACTER ED INITIATIVES	02.137	8666	10,000.00	9,700.00	---	300.00
MATH & SCIENCE TUTORING	02.019	9022	150,000.00	145,500.00	---	4,500.00
SCHOOL SAFETY TRNG GRANTS	02.025	9105	700,000.00	47,603.79	---	652,396.21
AP/DUAL CR LOW-INC ASSIST	02.095	9110	100,000.00	---	---	100,000.00
FOUNDATION-ERLY SPC ED	02.015	9232	148,286,845.00	148,286,845.00	---	---
FOUNDATION CAREER ED	02.015	9233	50,069,028.00	50,066,596.00	---	2,432.00
FOUNDATION-EARLY CHLD DEV	02.015	9234	12,462,250.00	12,462,250.00	---	---
SCHLRS & FINE ARTS ACADMS	02.031	9235	750,000.00	545,624.00	---	204,376.00
READERS FOR THE BLIND	02.185	9237	25,000.00	24,250.00	---	750.00
CHARTER PUB SCHL COMM PS	02.215	9258	153,000.00	148,524.62	---	4,475.38
CHARTER PUB SCHL COMM EE	02.215	9259	2,050,000.00	33,474.95	---	2,016,525.05
ADULT ED & LITERACY	02.150	9427	5,324,868.00	4,855,122.00	---	469,746.00
EXCELLENCE IN EDUC EE (Fund 0651)	02.050	2297	2,308,067.00	1,728,264.87	---	579,802.13
EXCELLENCE IN EDUC PS (Fund 0651)	02.050	6459	639,822.00	540,812.11	---	99,009.89
CHARTER PUB SCHL TRUST (Fund 0862)	02.215	9262	2,000,000.00	---	---	2,000,000.00
<u>Office of Special Education</u>						
BOARD OPERATED PS	02.015	0015	25,529,449.00	24,018,835.44	---	1,510,613.56
BOARD OPERATED E&E	02.015	2298	17,075,394.00	17,075,393.99	---	0.01
COMM FOR THE DEAF E&E	02.220	2322	133,071.00	129,079.00	---	3,992.00
COMM FOR THE DEAF PS	02.220	9919	312,476.00	269,558.41	---	42,917.59
COMM FOR THE DEAF E&E (Fund 0743)	02.220	6099	119,000.00	---	---	119,000.00
COMM FOR THE DEAF PS (Fund 0743)	02.220	7515	34,437.00	---	---	34,437.00
MO ASSISTIVE TECH-PS (Fund 0889)	02.225	2366	52,455.00	34,926.75	---	17,528.25
MO ASSISTIVE TECH-EE (Fund 0889)	02.225	2367	575,000.00	154,390.38	---	420,609.62
SCHOOL FOR BLIND (Fund 0920)	02.200	9806	1,500,000.00	542,147.72	---	957,852.28
SCHOOL FOR DEAF (Fund 0922)	02.195	0543	49,500.00	17,632.50	---	31,867.50

Office of Adult Learning and Rehabilitation**Services**

VOCATIONAL REHAB GRANT	02.135	0506	13,589,689.00	13,589,334.39	---	354.61
INDEPENDENT LIVING CNTRS	02.145	8908	3,561,486.00	2,872,641.00	---	688,845.00
INDEPENDENT LIVING CNTRS (Fund 0284)	02.145	2809	390,556.00	346,556.00	---	44,000.00

DEPARTMENT OF HIGHER EDUCATION

DHE STATE OWNED	13.010	7877	114,101.00	110,678.00	---	3,423.00
-----------------	--------	------	------------	------------	-----	----------

Higher Education Administration

COORDINATION ADMIN PS	03.005	0438	373,100.00	322,288.09	---	50,811.91
MIDWEST HIGHER ED. COMM	03.020	0459	115,000.00	115,000.00	---	---
STWIDE STUDNT WEB PRTL EE	03.026	1617	400,000.00	---	---	400,000.00
COLLEGE PREP PROGRAM	03.116	2095	450,000.00	---	---	450,000.00
COORDINATION ADMIN E&E	03.005	2167	140,703.00	136,482.00	---	4,221.00
GRANT & SCHLSHP ADMIN E&E	03.005	2168	30,175.00	22,131.71	---	8,043.29
MCC-STUDENT SUCCESS CTR	18.125	2385	1,300,000.00	---	---	1,300,000.00
UM REVIEW COMMISSION	03.006	2441	750,000.00	---	---	750,000.00
TIER 1 MED STU TRNING KC	03.129	2448	3,000,000.00	291,000.00	---	2,709,000.00
CROWDER COLLEGE	03.200	2489	4,539,892.00	3,985,580.00	---	554,312.00
EAST CENTRAL COLLEGE	03.200	2493	4,857,130.00	4,276,433.00	---	580,697.00
JEFFERSON COLLEGE	03.200	2495	6,986,304.00	6,139,530.00	---	846,774.00
METROPOLITAN COM COLLEGE	03.200	2497	28,502,607.00	25,079,682.00	---	3,422,925.00
MINERAL AREA COLLEGE	03.200	2499	4,827,571.00	4,243,301.00	---	584,270.00
MOBERLY AREA COM COLLEGE	03.200	2501	5,411,321.00	4,761,789.00	---	649,532.00
NORTH CENTRAL MO COLLEGE	03.200	2503	2,400,944.00	2,116,291.00	---	284,653.00
OZARKS TECH COM COLLEGE	03.200	2508	11,725,387.00	10,316,586.00	---	1,408,801.00
LEG HIGHER ED RVW TSKFRCE	03.035	2509	150,000.00	---	---	150,000.00
ST CHARLES CNTY COM COL	03.200	2512	7,911,699.00	6,965,238.00	---	946,461.00
ST LOUIS COM COLLEGE	03.200	2515	39,952,787.00	35,178,315.00	---	4,774,472.00
STATE FAIR COM COLLEGE	03.200	2517	5,282,258.00	4,644,398.00	---	637,860.00
THREE RIVERS COM COLLEGE	03.200	2519	4,546,333.00	4,000,165.00	---	546,168.00
OTC-REPUBLIC SITE	18.140	2610	1,000,000.00	---	---	1,000,000.00
STWIDE STUDNT WEB PRTL PD	03.026	2904	100,000.00	---	---	100,000.00
CROWDER COLLEGE M&R	03.200	3171	197,197.00	98,289.00	---	98,908.00
EAST CENTRAL COLLEGE M&R	03.200	3172	143,895.00	139,578.00	---	4,317.00
JEFFERSON COLLEGE M&R	03.200	3174	343,343.00	333,043.00	---	10,300.00
METROPOLITAN COLLEGE M&R	03.200	3177	1,186,906.00	1,151,299.00	---	35,607.00
MINERAL AREA COLLEGE M&R	03.200	3181	206,159.00	199,974.00	---	6,185.00
MOBERLY AREA COLLEGE M&R	03.200	3182	136,555.00	132,458.00	---	4,097.00
NORTH CENTRAL COLLEGE M&R	03.200	3183	49,818.00	48,323.00	---	1,495.00
OZARKS TECH COLLEGE M&R	03.200	3190	204,347.00	198,217.00	---	6,130.00

**STATE OF MISSOURI
SUMMARY OF APPROPRIATION ACTIVITY
GENERAL FUND - GENERAL REVENUE FUNDS
FOR THE APPROPRIATION YEAR 2017**

	H.B. No.	Appr. No.	Appropriations	Expenditures and Transfers Out	Reappropriations to 2018	Lapse of Appropriations
ST CHARLES COLLEGE M&R	03.200	3191	191,680.00	185,930.00	---	5,750.00
ST LOUIS COLLEGE M&R	03.200	3199	1,421,467.00	1,378,823.00	---	42,644.00
STATE FAIR COLLEGE M&R	03.200	3200	192,306.00	186,537.00	---	5,769.00
THREE RIVERS COLLEGE M&R	03.200	3203	123,045.00	119,354.00	---	3,691.00
GRANT & SCHLSHP ADMIN PS	03.005	3857	119,429.00	112,014.06	---	7,414.94
VETERANS SURVIVOR GRANT	03.080	4443	241,250.00	229,836.05	---	11,413.95
MIN ENIVRM LITERACY PRG	03.090	4550	32,964.00	27,405.00	---	5,559.00
PUBLIC SERVICE GRANT PRGM	03.080	8349	140,000.00	121,225.66	---	18,774.34
CROWDER COLLEGE OUTCOMES	03.155	8539	277,370.00	269,049.00	---	8,321.00
EAST CENTRAL OUTCOMES	03.155	8540	233,503.00	226,498.00	---	7,005.00
JEFFERSON COLLG OUTCOMES	03.155	8541	263,837.00	255,922.00	---	7,915.00
METROPOLITAN COM OUTCOMES	03.155	8542	1,081,603.00	1,049,155.00	---	32,448.00
MINERAL AREA OUTCOMES	03.155	8543	183,220.00	177,723.00	---	5,497.00
MOBERLY AREA COM OUTCOMES	03.155	8544	253,759.00	246,146.00	---	7,613.00
NORTH CENTRAL MO OUTCOMES	03.155	8545	138,833.00	134,668.00	---	4,165.00
OZARKS TECH COM OUTCOMES	03.155	8546	672,692.00	652,511.00	---	20,181.00
ST. CHARLES COM OUTCOMES	03.155	8547	373,491.00	362,286.00	---	11,205.00
ST. LOUIS COM OUTCOMES	03.155	8548	1,946,573.00	1,888,176.00	---	58,397.00
STATE FAIR COM OUTCOMES	03.155	8549	254,613.00	246,975.00	---	7,638.00
THREE RIVERS COM OUTCOMES	03.155	8550	215,344.00	208,884.00	---	6,460.00
CROWDER COLLEGE EQUITY	03.200	9062	435,457.00	422,393.00	---	13,064.00
EAST CENTRAL COLLG EQUITY	03.200	9063	380,242.00	368,835.00	---	11,407.00
JEFFERSON COLLEGE EQUITY	03.200	9064	553,042.00	536,451.00	---	16,591.00
METROPOLITAN COMM EQUITY	03.200	9065	2,077,768.00	2,015,435.00	---	62,333.00
MINERAL AREA COLLG EQUITY	03.200	9066	402,803.00	390,719.00	---	12,084.00
MOBERLY AREA COMM EQUITY	03.200	9067	479,265.00	464,887.00	---	14,378.00
NORTH CENTRAL MO EQUITY	03.200	9068	179,651.00	174,261.00	---	5,390.00
OZARKS TECH COMM EQUITY	03.200	9069	1,147,014.00	1,112,604.00	---	34,410.00
ST CHARLES CNT COM EQUITY	03.200	9070	669,036.00	648,965.00	---	20,071.00
ST LOUIS COMMUNTY EQUITY	03.200	9071	2,863,502.00	2,777,597.00	---	85,905.00
STATE FAIR COMMUN EQUITY	03.200	9072	456,184.00	442,498.00	---	13,686.00
THREE RIVERS COMM EQUITY	03.200	9073	400,052.00	388,050.00	---	12,002.00
HICKEY BLD-WEBB CITY-CC	17.015	9158	125,805.00	110,216.90	15,588.00	0.10
M ROSS BARNETT SCHLSHIP (Fund 0131)	03.080	0066	500,000.00	409,521.48	---	90,478.52
QUALITY IMPRVMENT REV E&E (Fund 0537)	03.005	4445	75,000.00	68,574.54	---	6,425.46
ACADEMIC SCHOLARSHIP PRGM (Fund 0840)	03.050	3858	22,176,666.00	20,207,825.00	---	1,968,841.00

ADVANTAGE MISSOURI PRGM (Fund 0856)	03.095	0062	15,000.00	---	---	15,000.00
LRNING OUTCOMES GRNTS PS (Fund 0925)	03.035	8460	23,358.00	2,033.71	---	21,324.29
LRNING OUTCOMES GRNTS EE (Fund 0925)	03.035	8461	12,000.00	11,798.88	---	201.12
LRNING OUTCOMES GRNTS (Fund 0925)	03.035	8463	53,000.00	---	---	53,000.00
MULTI-STATE MIL CRDT GRNT (Fund 0925)	03.035	9604	20,000.00	10,000.00	---	10,000.00
A+ SCHOOLS PROGRAM (Fund 0955)	03.070	7481	39,500,000.00	34,291,464.44	---	5,208,535.56
AP INCENTIVE GRANTS (Fund 0983)	03.080	8195	100,000.00	13,000.00	---	87,000.00

State Colleges and Universities

LINCOLN LAND GRANT MATCH	03.225	0150	2,000,000.00	889,163.00	---	1,110,837.00
MO KIDNEY PROGRAM	03.275	0632	1,750,000.00	1,697,500.00	---	52,500.00
STATE HISTORICAL SOCIETY	03.280	0643	3,210,855.00	2,387,028.00	---	823,827.00
MO STATE UNIVERSITY	03.220	0645	78,156,825.00	69,494,447.00	---	8,662,378.00
UNIVERSITY OF CENTRAL MO	03.210	0649	51,348,497.00	45,657,370.00	---	5,691,127.00
SOUTHEAST MO STATE UNIV	03.215	0650	42,371,917.00	37,675,693.00	---	4,696,224.00
TRUMAN STATE UNIVERSITY	03.230	0652	38,533,959.00	34,263,108.00	---	4,270,851.00
NORTHWEST MO STATE UNIV	03.235	0656	28,881,066.00	25,680,083.00	---	3,200,983.00
MO SOUTHERN ST UNIVERSITY	03.240	0659	21,984,452.00	19,547,847.00	---	2,436,605.00
MO WESTERN ST UNIVERSITY	03.245	0660	20,129,134.00	17,898,155.00	---	2,230,979.00
LINCOLN UNIVERSITY	03.225	0661	16,586,720.00	14,748,360.00	---	1,838,360.00
MSSU COOPERATIVE DENTAL	03.140	1578	2,000,000.00	1,131,669.00	---	868,331.00
THOMPSON CENTER CONST	18.005	1589	5,000,000.00	4,882,690.29	117,309.00	0.71
AUTISM SERVICES	03.145	1598	1,000,000.00	565,831.00	---	434,169.00
UMKC COOPERATIVE DENTAL	03.140	1600	1,000,000.00	565,831.00	---	434,169.00
COLUMBIA CAMPUS	03.255	1764	169,305,944.00	150,541,204.00	---	18,764,740.00
KANSAS CITY CAMPUS	03.255	1775	70,537,749.00	62,719,811.00	---	7,817,938.00
ROLLA CAMPUS	03.255	1787	48,365,151.00	43,004,676.00	---	5,360,475.00
ST LOUIS CAMPUS	03.255	1806	54,062,417.00	48,070,495.00	---	5,991,922.00
MU EXTENSION	03.255	1809	24,661,974.00	21,928,610.00	---	2,733,364.00
SYSTEM ADMINISTRATION	03.255	1829	9,764,669.00	8,682,421.00	---	1,082,248.00
UNIV-WIDE OPERATIONS	03.255	1872	6,920,920.00	6,153,851.00	---	767,069.00
ENGINEERING EXPANSION	03.147	2099	1,000,000.00	565,831.00	---	434,169.00
MSSU REYNOLDS HALL	18.075	2288	5,000,000.00	759,225.11	4,240,774.00	0.89
HARRIS-STOWE LABORATORY	18.105	2353	750,000.00	---	---	750,000.00
LU FEASIBILITY STUDY	18.110	2357	200,000.00	---	---	200,000.00
NW MO ST UNIV ADMIN BLDG	18.115	2358	1,000,000.00	1,000,000.00	---	---
MSU-GLASS HALL	18.120	2381	5,000,000.00	5,000,000.00	---	---
STATE TECH-HEALTH TECH	18.130	2398	1,000,000.00	---	---	1,000,000.00
MOS&T-CLAY CO ENGNR PRGRM	03.126	2442	1,000,000.00	254,051.00	---	745,949.00
MOS&T-PLTW	03.127	2443	400,000.00	113,169.00	---	286,831.00
SEMO-CYBER SECURITY PRGRM	03.128	2446	500,000.00	141,456.00	---	358,544.00
MU MED STUDENT TRNING KC	03.129	2447	2,000,000.00	194,001.00	---	1,805,999.00
HSSU GRADUATE PROGRAMS	03.131	2449	500,000.00	141,456.00	---	358,544.00

**STATE OF MISSOURI
SUMMARY OF APPROPRIATION ACTIVITY
GENERAL FUND - GENERAL REVENUE FUNDS
FOR THE APPROPRIATION YEAR 2017**

	H.B. No.	Appr. No.	Appropriations	Expenditures and Transfers Out	Reappropriations to 2018	Lapse of Appropriations
MUS&T ENGINEERING EXPANSN	03.147	2590	1,000,000.00	565,831.00	---	434,169.00
VETERINARY COLLEGE EQPMNT	03.255	2603	500,000.00	60,624.00	---	439,376.00
WATER WORKS FOR AG	03.255	2608	275,000.00	---	---	275,000.00
MSU-GREENWOOD LABS	18.145	2611	2,000,000.00	---	---	2,000,000.00
SEMO-GRAUEL HALL	18.150	2618	2,100,000.00	---	---	2,100,000.00
TSU-GREENWOOD SCHOOL	18.160	2633	4,500,000.00	---	---	4,500,000.00
MWSU-POTTER HALL	18.165	2650	150,000.00	150,000.00	---	---
UMKC/MSSU COOP DENTAL	18.155	2666	500,000.00	500,000.00	---	---
STATE TECH COLLEGE OF MO	03.205	2733	5,321,754.00	4,731,925.00	---	589,829.00
HARRIS STOWE ST UNIV	03.250	3426	9,170,409.00	8,154,025.00	---	1,016,384.00
UMC TELEMEDICINE	03.265	3775	3,000,000.00	1,333,750.00	---	1,666,250.00
DOCTORATE PHARMACY PRG	03.125	7638	2,000,000.00	1,131,669.00	---	868,331.00
STATE TECH COLLG OUTCOMES	03.155	8551	219,360.00	212,779.00	---	6,581.00
UNIV CENTRAL MO OUTCOMES	03.155	8552	2,313,024.00	2,243,633.00	---	69,391.00
SOUTHEAST MO OUTCOMES	03.155	8553	2,010,424.00	1,950,111.00	---	60,313.00
MO STATE UNIV OUTCOMES	03.155	8554	3,822,572.00	3,707,895.00	---	114,677.00
LINCOLN UNIV OUTCOMES	03.155	8555	687,332.00	666,712.00	---	20,620.00
TRUMAN STATE OUTCOMES	03.155	8556	1,571,549.00	1,524,403.00	---	47,146.00
NORTHWEST MO OUTCOMES	03.155	8557	947,751.00	919,318.00	---	28,433.00
MO SOUTHERN OUTCOMES	03.155	8558	893,094.00	866,301.00	---	26,793.00
MO WESTERN OUTCOMES	03.155	8559	824,621.00	799,882.00	---	24,739.00
HARRIS STOWE OUTCOMES	03.155	8560	77,601.00	75,273.00	---	2,328.00
UNIV OF MO OUTCOMES	03.155	8561	17,930,599.00	17,392,681.00	---	537,918.00
COOP MED SCHL-UM-COLUMBIA	03.135	8695	10,000,000.00	5,700,000.00	---	4,300,000.00
UMSL-BIOTECH	03.260	8984	450,000.00	254,625.00	---	195,375.00
UMKC NEIGHBRHD INITIATIVE	03.256	9020	400,000.00	172,444.00	---	227,556.00
UMKC FREE ENTERPRISE CNTR	17.145	9078	7,400,000.00	751,765.17	6,648,234.00	0.83
UMSL COLLEGE OF BUS ADMIN	17.150	9079	7,963,509.00	7,963,509.00	---	---
UMR EXPERIMENTAL MINE BLD	17.140	9081	1,040,629.00	1,040,629.00	---	---
UMC APPLIED LEARNING CNTR	17.155	9151	10,000,000.00	499,999.60	1.00	9,499,999.40
MO SOUTHERN-REYNOLDS HALL	17.115	9152	1,500,000.00	---	1,500,000.00	---
UMC TELEMEDICINE (Fund 0625)	03.265	4046	437,640.00	437,640.00	---	---

**DEPARTMENT OF HEALTH AND
SENIOR SERVICES**

DHSS - INSTITUTIONAL	13.015	1277	8,671.00	8,411.00	---	260.00
HEALTH LEASING	13.005	4181	1,665,019.00	1,588,518.75	---	76,500.25
REFUNDS	10.620	7328	50,000.00	21,431.06	---	28,568.94
HEALTH STATE OWNED	13.010	7757	774,030.00	750,339.20	---	23,690.80
REFUNDS (Fund 0276)	10.620	2874	5,000.00	---	---	5,000.00
REFUNDS (Fund 0658)	10.620	2799	15,133.00	11,200.84	---	3,932.16

Office of the Director

PUBLIC HEALTH LAB PS	10.745	0219	1,512,280.00	1,466,897.82	---	45,382.18
PUBLIC HEALTH LAB E&E	10.745	0220	403,335.00	391,235.00	---	12,100.00
HEALTH LAB MEDICAID E&E	10.745	1929	13,426.00	13,023.00	---	403.00
DIRECTOR'S OFFICE E&E	10.600	3914	16,712.00	16,211.00	---	501.00
PRIMO PROGRAM	10.730	4172	500,000.00	---	---	500,000.00
OFC OF MINORITY HLTH PS	10.735	7144	192,042.00	138,155.32	---	53,886.68
OFC OF MINORITY HLTH E&E	10.735	7145	194,324.00	171,575.63	---	22,748.37
DIRECTOR'S OFFICE PS	10.600	8443	452,074.00	438,512.00	---	13,562.00
ELKS MOBILE DENTAL E&E	10.725	9853	200,000.00	144,000.00	---	56,000.00
NEWBORN SCREENING PS	10.745	9862	113,631.00	60,222.00	---	53,409.00
NEWBORN SCREENING E&E	10.745	9863	79,998.00	77,598.00	---	2,400.00
PRIMO PROGRAM (Fund 0276)	10.730	3931	650,000.00	622,865.81	---	27,134.19
PRIMO PROGRAM (Fund 0658)	10.730	3932	1,106,236.00	635,000.00	---	471,236.00
DOH DONATED FUNDS PS (Fund 0658)	10.625	4631	104,047.00	70,451.21	---	33,595.79
DOH DONATED FUNDS E&E (Fund 0658)	10.625	4632	347,596.00	74,276.99	---	273,319.01
PUBLIC HEALTH LAB PS (Fund 0899)	10.745	7249	17,576.00	17,575.59	---	0.41
PUBLIC HEALTH LAB E&E (Fund 0899)	10.745	7250	46,368.00	35,297.92	---	11,070.08

Administration

ADMIN SHARED EXPENSES E&E	10.605	6805	32,655.00	31,675.00	---	980.00
DIVISION OF ADMIN PS	10.605	7693	202,764.00	196,681.00	---	6,083.00
DIVISION OF ADMIN E&E	10.605	7694	102,038.00	98,977.00	---	3,061.00
DIVISION OF ADMIN E&E (Fund 0276)	10.605	0217	50,000.00	23,329.27	---	26,670.73
DIVISION OF ADMIN E&E (Fund 0658)	10.605	9896	30,000.00	7,598.34	---	22,401.66
REFUNDS (Fund 0899)	10.620	5046	391.00	379.50	---	11.50
DIVISION OF ADMIN E&E (Fund 0899)	10.605	7251	5,000.00	4,982.80	---	17.20

Missouri Health Facilities Review

MHFRC PS	10.910	4176	110,113.00	88,925.43	---	21,187.57
MHFRC E&E	10.910	4177	8,568.00	8,301.85	---	266.15

**STATE OF MISSOURI
SUMMARY OF APPROPRIATION ACTIVITY
GENERAL FUND - GENERAL REVENUE FUNDS
FOR THE APPROPRIATION YEAR 2017**

	H.B. No.	Appr. No.	Appropriations	Expenditures and Transfers Out	Reappropriations to 2018	Lapse of Appropriations
<u>Division of Community and Public Health</u>						
BRAIN INJURY SERVICES	10.710	0262	820,931.00	796,303.00	---	24,628.00
DIV COMM&PUBLIC HLTH PS	10.700	1215	5,589,159.00	5,420,094.03	---	169,064.97
DIV COMM&PUBLIC HLTH PROG	10.710	1255	1,869,866.00	1,813,770.00	---	56,096.00
MEDICATIONS	10.710	1492	4,305,546.00	4,305,546.00	---	---
SHOW-ME HLTHY WOMENS EE	10.713	1720	500,000.00	485,000.00	---	15,000.00
DCPH MEDICAID PS	10.700	1962	813,192.00	792,076.29	---	21,115.71
DCPH PROG MEDICAID	10.710	1968	57,500.00	55,775.00	---	1,725.00
CSHCN PROG MEDICAID	10.710	1998	133,480.00	129,475.00	---	4,005.00
BRAIN INJRY SVS MEDICAID	10.710	1999	146,947.00	142,539.00	---	4,408.00
DIAPER BANK GRANTS	10.723	2133	100,000.00	---	---	100,000.00
CORD BLOOD DELIVERY E&E	10.745	2134	75,000.00	---	---	75,000.00
HIV/HVC PILOT	10.710	2490	500,000.00	---	---	500,000.00
BRAIN INJURY WAIVER PS	10.710	3025	26,130.00	8,988.46	---	17,141.54
CORE PUBLIC HLT FUNCTIONS	10.705	3944	3,322,692.00	3,223,009.00	---	99,683.00
GENETICS PROGRAM	10.710	7731	236,382.00	229,290.98	---	7,091.02
TOBACCO CESSATION	10.715	9011	50,000.00	24,250.00	---	25,750.00
CHILD W/SPECIAL NEEDS	10.710	9419	833,420.00	808,417.00	---	25,003.00
EPILEPSY EDUCATION E&E	10.710	9854	50,000.00	12,750.00	---	37,250.00
BRAIN INJURY WAIVER E&E	10.710	9859	723,870.00	4,340.43	---	719,529.57
ADOLESCENT HEALTH PS	10.700	9983	15,150.00	14,694.85	---	455.15
RADIOLOGCL SHIP INSPECT PS (Fund 0656)	10.700	8241	71,577.00	71,577.00	---	---
RADIOLOGCL SHIP INSPECT EE (Fund 0656)	10.700	8242	23,785.00	23,785.00	---	---
DIV COMM&PUBLIC HLTH PS (Fund 0658)	10.700	1242	185,118.00	27,815.07	---	157,302.93
DIV COMM&PUBLIC HLTH E&E (Fund 0658)	10.700	1244	333,830.00	154,979.95	---	178,850.05
SHOW-ME HLTHY WOMENS PRG (Fund 0658)	10.713	1726	32,548.00	10,761.85	---	21,786.15
CHILD W/SPECIAL NEEDS (Fund 0950)	10.710	7726	30,000.00	---	---	30,000.00
<u>Division of Senior and Disability Services</u>						
NON-MEDICAID PAS E&E	10.810	0934	832,033.00	688,932.95	---	143,100.05
DIV SENIOR&DISABILITY PS	10.800	1258	1,769,269.00	1,726,586.67	---	42,682.33
DIV SENIOR&DISABILITY E&E	10.800	1259	248,884.00	244,818.92	---	4,065.08
DSDS MEDICAID PS	10.800	2009	7,294,487.00	7,093,923.32	---	200,563.68
DSDS MEDICAID E&E	10.800	2010	724,455.00	688,359.07	---	36,095.93
IN HOME SVS MEDICAID	10.815	2028	331,982,947.00	331,982,947.00	---	---
NORC	10.830	2851	300,000.00	145,500.00	---	154,500.00

ALZHEIMER'S SERVICE	10.825	2907	550,000.00	266,750.00	---	283,250.00
NATURALIZATION ASSISTANCE	10.805	3274	200,000.00	97,000.00	---	103,000.00
ADULT PROTECTIVE SERV PRG	10.810	3383	208,032.00	147,962.66	---	60,069.34
AAA CONTRACTS	10.820	4519	11,805,720.00	11,251,544.00	---	554,176.00
HCBS REASSESSMENT	10.815	8255	874,000.00	808,979.86	---	65,020.14
HCBS REASSESSMENT PS	10.815	8822	626,000.00	609,989.42	---	16,010.58

Division of Regulation and Licensure

DIV OF REG&LICENSURE PS	10.900	1263	6,907,883.00	6,700,275.94	---	207,607.06
DIV OF REG&LICENSURE E&E	10.900	1264	630,325.00	610,365.00	---	19,960.00
DRL MEDICAID PS	10.900	2015	1,496,657.00	1,404,477.67	---	92,179.33
DRL MEDICAID E&E	10.900	2016	116,169.00	111,932.67	---	4,236.33
DIV OF REG&LICENSURE PS (Fund 0276)	10.900	1273	76,867.00	74,560.27	---	2,306.73
DIV OF REG&LICENSURE E&E (Fund 0276)	10.900	1274	10,970.00	10,640.00	---	330.00

DEPARTMENT OF TRANSPORTATION

MODOT PORT CI	18.010	1593	7,400,000.00	2,828,000.00	---	4,572,000.00
GRN CNTY RR GRADE CRSSING	04.490	1637	350,000.00	---	---	350,000.00
JOPLIN HANGERS	04.495	2474	1,000,000.00	---	---	1,000,000.00
PORT AUTH CI FINANCL ASST	04.505	2619	5,000,000.00	1,035,596.70	---	3,964,403.30
AIRPORT CI & MAINT	18.170	2667	2,000,000.00	2,000,000.00	---	---
ELDRLY&DISAB TRAN ASSTIST	04.455	2765	1,194,129.00	1,158,305.00	---	35,824.00
TRANSIT FUNDS FOR STATE	04.450	2817	500,000.00	363,750.00	---	136,250.00
STATE MATCH FOR AMTRAK	04.480	4265	9,600,000.00	9,100,000.00	---	500,000.00
AIRPORT CI & MAINT	17.466	9351	3,000,000.00	3,000,000.00	---	---
MO MOVES FUND NC (Fund 0418)	04.412	2540	20,000,000.00	---	---	20,000,000.00

**DEPARTMENT OF LABOR AND
INDUSTRIAL RELATIONS**

DOLIR LEASING	13.005	3229	11,880.00	8,076.01	---	3,803.99
DOLIR STATE OWNED	13.010	7713	53,874.00	51,391.80	---	2,482.20
UNPROGRAMED M&R (Fund 0124)	18.020	1325	2.00	---	2.00	---
EMERGENCY (Fund 0124)	18.020	1326	2.00	---	2.00	---
HAZMAT REMEDIATION (Fund 0124)	18.025	1328	2.00	---	2.00	---
STWIDE FMRF EXPEND (Fund 0124)	18.030	1329	2.00	---	2.00	---
APPRAISALS & SURVEYS (Fund 0124)	18.030	1330	2.00	---	2.00	---
ENERGY CONSERV PROJS (Fund 0124)	18.035	1336	2.00	---	2.00	---
PLUMBING IMPROVEMENTS (Fund 0124)	18.021	2360	2.00	---	2.00	---
ELECTRICAL IMPROVEMENTS (Fund 0124)	18.022	2361	2.00	---	2.00	---
HTG VENTILATION & AC IMP (Fund 0124)	18.023	2364	2.00	---	2.00	---
LIFE SAFETY IMPROVEMENTS (Fund 0124)	18.024	2371	2.00	---	2.00	---

**STATE OF MISSOURI
SUMMARY OF APPROPRIATION ACTIVITY
GENERAL FUND - GENERAL REVENUE FUNDS
FOR THE APPROPRIATION YEAR 2017**

	H.B. No.	Appr. No.	Appropriations	Expenditures and Transfers Out	Reappropriations to 2018	Lapse of Appropriations
ROOFING MANAGEMENT SYSTEM (Fund 0124)	18.026	2372	2.00	---	2.00	---
SECURITY IMPROVEMENTS (Fund 0124)	18.027	2373	2.00	---	2.00	---
HEARING ROOM RENOVATIONS (Fund 0124)	18.029	2374	2.00	---	2.00	---
STWIDE FMRF EXPENDITURE (Fund 0124)	17.215	9268	2.00	---	2.00	---
UNPROGRAMMED M&R (Fund 0124)	17.175	9269	2.00	---	2.00	---
EMERGENCY (Fund 0124)	17.175	9270	2.00	---	2.00	---
APPRAISALS & SURVEYS (Fund 0124)	17.215	9271	2.00	---	2.00	---
HAZMAT REMEDIATION (Fund 0124)	17.185	9272	2.00	---	2.00	---
PLUMBING IMPROVEMENTS (Fund 0124)	17.250	9902	2.00	---	2.00	---
ELECTRICAL IMPROVEMENTS (Fund 0124)	17.205	9903	2.00	---	2.00	---
HTG VENTILATION & AC IMP (Fund 0124)	17.240	9904	2.00	---	2.00	---
LIFE SAFETY IMPROVEMENTS (Fund 0124)	17.230	9905	2.00	---	2.00	---
ROOFING MANAGEMENT SYSTEM (Fund 0124)	17.195	9910	2.00	---	2.00	---
SECURITY IMPROVEMENTS (Fund 0124)	17.260	9911	2.00	---	2.00	---
<u>Division of Labor Standards</u>						
CHILD LABOR PS	07.820	8667	45,506.00	36,372.45	---	9,133.55
DLS ADMINISTRATION PS	07.820	8668	127,761.00	93,533.37	---	34,227.63
MINE & CAVE INSPECTION PS	07.820	8669	85,171.00	81,920.65	---	3,250.35
PREVAILING WAGE PS	07.820	8670	257,631.00	226,314.07	---	31,316.93
MINIMUM WAGE PS	07.820	8671	162,552.00	141,445.74	---	21,106.26
DLS ADMINISTRATION E&E	07.820	8672	20,717.00	10,718.74	---	9,998.26
MINE & CAVE INSPCTION E&E	07.820	8673	11,083.00	10,592.75	---	490.25
PREVAILING WAGE E&E	07.820	8674	15,906.00	12,765.91	---	3,140.09
MINIMUM WAGE E&E	07.820	8675	10,788.00	7,543.43	---	3,244.57
<u>State Board of Mediation</u>						
BOARD OF MEDIATION PS	07.835	0598	113,785.00	107,518.54	---	6,266.46
BOARD OF MEDIATION E&E	07.835	2324	8,976.00	6,548.79	---	2,427.21
<u>Division of Workers' Compensation</u>						
LINE OF DUTY COMP E&E (Fund 0939)	07.855	5544	450,000.00	150,000.00	---	300,000.00
<u>Human Rights Commission</u>						
COMM ON HUMAN RIGHTS PS	07.905	5995	523,573.00	489,630.16	---	33,942.84
COMM ON HUMAN RIGHTS E&E	07.905	5997	16,338.00	15,848.00	---	490.00

MLK JR COMMISSION E&E	07.905	8328	55,086.00	52,891.24	---	2,194.76
MLK JR STATE CELEBRTN E&E (Fund 0438)	07.905	8410	5,000.00	---	---	5,000.00

Labor and Industrial Relations Commission

INDUSTRIAL COMMISSION PS	07.815	3092	11,086.00	10,753.00	---	333.00
INDUSTRIAL COMMISSION E&E	07.815	3093	695.00	674.00	---	21.00

DEPARTMENT OF MENTAL HEALTH

MENTAL HEALTH LEASING	13.005	0655	2,194,967.00	1,964,967.64	---	229,999.36
REFUNDS	10.030	5519	200,000.00	9,292.43	---	190,707.57
OVERTIME PAY PS	10.010	7031	5,412,951.00	5,411,757.39	---	1,193.61
MENTAL HEALTH STATE OWNED	13.010	7751	781,743.00	727,808.64	---	53,934.36
MENTAL HEALTH INSTIT	13.015	7756	21,201,065.00	20,565,033.00	---	636,032.00
UNPROGRAMED M&R (Fund 0124)	18.020	1325	2.00	---	2.00	---
EMERGENCY (Fund 0124)	18.020	1326	2.00	---	2.00	---
HAZMAT REMEDIATION (Fund 0124)	18.025	1328	2.00	---	2.00	---
STWIDE FMRF EXPEND (Fund 0124)	18.030	1329	2.00	---	2.00	---
APPRAISALS & SURVEYS (Fund 0124)	18.030	1330	2.00	---	2.00	---
ENERGY CONSERV PROJS (Fund 0124)	18.035	1336	2.00	---	2.00	---
PLUMBING IMPROVEMENTS (Fund 0124)	18.021	2360	2.00	---	2.00	---
ELECTRICAL IMPROVEMENTS (Fund 0124)	18.022	2361	2.00	---	2.00	---
HTG VENTILATION & AC IMP (Fund 0124)	18.023	2364	2.00	---	2.00	---
LIFE SAFETY IMPROVEMENTS (Fund 0124)	18.024	2371	2.00	---	2.00	---
ROOFING MANAGEMENT SYSTEM (Fund 0124)	18.026	2372	2.00	---	2.00	---
SECURITY IMPROVEMENTS (Fund 0124)	18.027	2373	2.00	---	2.00	---
HEARING ROOM RENOVATIONS (Fund 0124)	18.029	2374	2.00	---	2.00	---
STWIDE FMRF EXPENDITURE (Fund 0124)	17.215	9268	452,914.00	452,911.58	2.00	0.42
UNPROGRAMMED M&R (Fund 0124)	17.175	9269	215,277.00	215,274.32	2.00	0.68
EMERGENCY (Fund 0124)	17.175	9270	20,991.00	20,988.98	2.00	0.02
APPRAISALS & SURVEYS (Fund 0124)	17.215	9271	2.00	---	2.00	---
HAZMAT REMEDIATION (Fund 0124)	17.185	9272	120,885.00	120,882.04	2.00	0.96
PLUMBING IMPROVEMENTS (Fund 0124)	17.250	9902	567,270.00	567,267.73	2.00	0.27
ELECTRICAL IMPROVEMENTS (Fund 0124)	17.205	9903	69,816.00	69,813.10	2.00	0.90
HTG VENTILATION & AC IMP (Fund 0124)	17.240	9904	13,727.00	13,725.00	2.00	---
LIFE SAFETY IMPROVEMENTS (Fund 0124)	17.230	9905	9,031.00	9,029.00	2.00	---
ROOFING MANAGEMENT SYSTEM (Fund 0124)	17.195	9910	124,277.00	124,274.29	2.00	0.71
SECURITY IMPROVEMENTS (Fund 0124)	17.260	9911	2.00	---	2.00	---
REFUNDS (Fund 0625)	10.030	4419	100.00	---	---	100.00
REFUNDS (Fund 0930)	10.030	4421	150,000.00	---	---	150,000.00

**STATE OF MISSOURI
SUMMARY OF APPROPRIATION ACTIVITY
GENERAL FUND - GENERAL REVENUE FUNDS
FOR THE APPROPRIATION YEAR 2017**

	H.B. No.	Appr. No.	Appropriations	Expenditures and Transfers Out	Reappropriations to 2018	Lapse of Appropriations
<u>Office of the Director</u>						
DIRECTOR'S OFFICE PS	10.005	0669	449,733.00	431,965.00	---	17,768.00
DIRECTOR'S OFFICE E&E	10.005	2043	9,354.00	9,073.00	---	281.00
STAFF TRAINING	10.025	4170	357,495.00	346,770.00	---	10,725.00
OPERATIONAL SUPPORT PS	10.020	5307	4,697,414.00	4,556,492.00	---	140,922.00
OPERATIONAL SUPPORT E&E	10.020	5310	354,986.00	344,336.00	---	10,650.00
HEALTHCARE TECHNOLOGY PS	10.020	6978	61,917.00	60,059.00	---	1,858.00
<u>Division of Alcohol and Drug Abuse</u>						
ADA TREATMENT-MEDICAID MT	10.110	2040	9,759,421.00	9,759,420.69	---	0.31
ADA ADMIN PS	10.100	2149	862,926.00	837,038.00	---	25,888.00
ADA ADMIN E&E	10.100	2150	20,729.00	20,107.00	---	622.00
PREVENTION & EDU SVS PS	10.105	2649	26,788.00	25,984.00	---	804.00
HOUSING	10.055	2792	255,000.00	247,350.00	---	7,650.00
ADA TREATMENT SERVICES	10.110	4147	31,478,346.00	31,478,346.00	---	---
ADA TREATMENT SVS PS	10.110	4148	534,296.00	518,267.00	---	16,029.00
COMMUNITY 2000	10.105	4649	1,002,216.00	972,149.56	---	30,066.44
ADA TREATMNT EX-OFFENDERS	10.110	8661	1,780,000.00	999,100.00	---	780,900.00
ADA PILOT PSD	10.110	9848	772,500.00	749,325.00	---	23,175.00
PREVENTION & EDU SVS E&E (Fund 0625)	10.105	3585	300,000.00	300,000.00	---	---
ADA TREATMENT-MEDICAID MT (Fund 0625)	10.110	3587	1,869,327.00	1,869,326.99	---	0.01
ADA TREATMENT SERVICES (Fund 0625)	10.110	3594	100,000.00	100,000.00	---	---
ADA TREATMENT-MEDICAID MT (Fund 0930)	10.110	3765	1,240,669.00	443,419.16	---	797,249.84
<u>Division of Comprehensive Psychiatric Services</u>						
MEDICATION COST INCREASES	10.235	0373	13,524,140.00	13,524,140.00	---	---
ADULT COMMUNITY PRGM PS	10.210	1479	90,538.00	87,822.00	---	2,716.00
YOUTH COMMUNITY PRGM PS	10.225	1481	52,633.00	51,054.00	---	1,579.00
HOMELESS MENTALLY ILL	10.210	1685	568,773.00	551,710.00	---	17,063.00
KC CRISIS INTRVNTN SRVC	10.210	1727	2,500,000.00	1,555,000.00	---	945,000.00
CPS ADMIN PS	10.200	1844	802,346.00	778,743.69	---	23,602.31
CPS ADMIN E&E	10.200	1845	49,324.00	48,129.00	---	1,195.00
CIVIL COMM LEGAL FEES	10.215	1864	635,350.00	635,346.98	---	3.02
OA CIVIL COMM LEGAL FEES	10.215	1865	132,550.00	119,660.00	---	12,890.00
FORENSIC SUPPORT SVS PS	10.220	1866	766,673.00	743,673.00	---	23,000.00

FORENSIC SUPPORT SVS E&E	10.220	1867	22,765.00	22,082.00	---	683.00
ADULT COMMUNITY PRGM E&E	10.210	2052	852,271.00	826,703.00	---	25,568.00
ADULT COMMUNITY PROGRAM	10.210	2053	44,637,502.00	43,437,502.00	---	1,200,000.00
YOUTH COMMUNITY PRGM E&E	10.225	2056	88,793.00	86,129.00	---	2,664.00
YOUTH COMMUNITY PROGRAM	10.225	2057	11,132,403.00	11,132,403.00	---	---
FULTON STATE HOSPITAL E&E	10.300	2061	7,071,617.00	6,846,718.00	---	224,899.00
NW MO PSY REHAB CTR E&E	10.305	2063	2,103,865.00	2,036,398.99	---	67,466.01
STL PSY REHAB CTR E&E	10.310	2064	2,603,076.00	2,520,961.00	---	82,115.00
HAWTHORN PSY HOSPTL E&E	10.335	2067	971,324.00	942,184.00	---	29,140.00
METRO STL PSY CTR E&E	10.320	2068	2,192,837.00	1,873,162.00	---	319,675.00
ADULT COM PRG-MEDICAID MT	10.210	2070	83,449,491.00	81,449,490.56	---	2,000,000.44
YOUTH COM PRG-MEDICAID MT	10.225	2071	23,249,168.00	23,249,168.00	---	---
SOUTHEAST MO MHC E&E	10.325	2083	2,914,934.00	2,827,486.00	---	87,448.00
CTR FOR BEHAV MED E&E	10.330	2090	2,282,020.00	2,210,559.00	---	71,461.00
ADLT COMMUNITY PRG EAST	10.210	2128	105,200.00	---	---	105,200.00
SEMO MHC-SORTS PS	10.325	2229	15,687,996.00	15,685,281.00	---	2,715.00
SEMO MHC-SORTS E&E	10.325	2246	3,758,922.00	3,194,045.99	---	564,876.01
MH TRAUMA KIDS MEDICAID	10.230	2465	500,000.00	---	---	500,000.00
SEMO MHC-SORTS OVERTIME	10.325	3206	86,807.00	86,807.00	---	---
HEALTHCARE TECHNOLOGY E&E	10.020	4169	614,811.00	596,367.00	---	18,444.00
CPS FACILITY SUP PRN-PS	10.205	6766	3,336,093.00	3,248,361.00	---	87,732.00
CPS FACILITY SUP PRN-E&E	10.205	6770	57,121.00	43,056.00	---	14,065.00
CPS FS LOSS OF BENEF E&E	10.205	6771	850,233.00	824,726.00	---	25,507.00
FULTON ST HOSP OVERTIME	10.300	7187	916,851.00	916,851.00	---	---
NW MO PSY REHAB OVERTIME	10.305	7188	169,263.00	169,263.00	---	---
STL PSY REHAB OVERTIME	10.310	7190	293,140.00	293,140.00	---	---
HAWTHORN HOSP OVERTIME	10.335	7193	65,854.00	65,854.00	---	---
METRO STL PSY OVERTIME	10.320	7197	17,384.00	17,384.00	---	---
SE MO MHC OVERTIME	10.325	7201	166,883.00	166,883.00	---	---
CTR BEHAV MED OVERTIME	10.330	7202	252,100.00	252,100.00	---	---
SEMO - PUB BLDG	10.325	7520	55,593.00	55,593.00	---	---
CPS HOSPITAL PROVIDER TAX	10.205	7652	16,000,000.00	13,778,804.00	---	2,221,196.00
FULTON-SORTS PS	10.300	7825	7,474,556.00	6,914,730.03	---	559,825.97
FULTON-SORTS OVERTIME	10.300	7826	62,834.00	62,834.00	---	---
FULTON-SORTS E&E	10.300	7827	1,961,905.00	1,792,333.00	---	169,572.00
CPS FACILITY SUPPORT-E&E	10.205	7833	607,216.00	589,000.00	---	18,216.00
CPS EATING DISORDER PS	10.210	8054	38,760.00	31,674.41	---	7,085.59
CPS EATING DISORDER E&E	10.210	8055	201,495.00	97,726.00	---	103,769.00
FSH RPLCMNT PLNG & DESIGN	17.265	8725	1,690,156.00	1,378,476.04	311,679.00	0.96
FULTON STATE HOSPITAL PS	10.300	9381	38,363,630.00	37,255,985.82	---	1,107,644.18
NW MO PSY REHAB CTR PS	10.305	9384	10,818,453.00	10,461,321.00	---	357,132.00
STL PSY REHAB CTR PS	10.310	9385	17,266,287.00	16,982,933.50	---	283,353.50
HAWTHORN PSY HOSPTL PS	10.335	9387	6,453,646.00	6,301,838.77	---	151,807.23

**STATE OF MISSOURI
SUMMARY OF APPROPRIATION ACTIVITY
GENERAL FUND - GENERAL REVENUE FUNDS
FOR THE APPROPRIATION YEAR 2017**

	H.B. No.	Appr. No.	Appropriations	Expenditures and Transfers Out	Reappropriations to 2018	Lapse of Appropriations
METRO STL PSY CTR PS	10.320	9391	6,837,870.00	6,620,787.69	---	217,082.31
SOUTHEAST MO MHC PS	10.325	9394	17,372,399.00	17,191,317.84	---	181,081.16
CTR FOR BEHAV MED PS	10.330	9395	13,634,823.00	13,218,428.20	---	416,394.80
MH TRAUMA TREATMENTS KIDS	10.230	9396	500,000.00	---	---	500,000.00
ADULT COM PRG-MEDICAID MT (Fund 0930)	10.210	3766	1,995,949.00	438,400.31	---	1,557,548.69
YOUTH COM PRG-MEDICAID MT (Fund 0930)	10.225	3767	887,879.00	634,285.84	---	253,593.16
<u>Division of Developmental Disabilities</u>						
CENTRAL MO RO PS	10.500	0461	3,187,873.00	3,092,237.00	---	95,636.00
KANSAS CITY RO PS	10.505	0464	2,853,086.00	2,767,493.00	---	85,593.00
SIKESTON RO PS	10.510	0469	1,710,317.00	1,659,007.00	---	51,310.00
SPRINGFIELD RO PS	10.515	0470	2,064,197.00	2,002,271.00	---	61,926.00
ST LOUIS RO PS	10.520	0471	4,273,736.00	4,144,286.65	---	129,449.35
DD-DAY HABILITATION	10.410	1728	8,000,000.00	8,000,000.00	---	---
DD ADMIN PS	10.400	1911	1,302,443.00	1,262,098.38	---	40,344.62
DD ADMIN E&E	10.400	1912	56,250.00	54,562.00	---	1,688.00
COMMUNITY PROGRAMS	10.410	1919	4,120,000.00	4,120,000.00	---	---
AUTISTIC CLIENTS	10.410	1928	4,889,514.00	4,889,514.00	---	---
AUTISM OUTREACH NE	10.410	1992	200,000.00	50,000.00	---	150,000.00
COMMUNITY PRG-MEDICAID MT	10.410	2072	294,225,804.00	294,225,804.00	---	---
CENTRAL MO RO E&E	10.500	2102	183,562.00	178,055.00	---	5,507.00
KANSAS CITY RO E&E	10.505	2112	283,011.00	274,521.00	---	8,490.00
SIKESTON RO E&E	10.510	2117	143,508.00	139,203.00	---	4,305.00
SPRINGFIELD RO E&E	10.515	2118	221,442.00	214,799.00	---	6,643.00
JOPLIN-AUTISTIC CLIENTS	10.410	2131	100,000.00	50,000.00	---	50,000.00
DD COM SUP STAFF PS	10.420	2198	2,000,774.00	1,940,751.00	---	60,023.00
ST LOUIS RO E&E	10.520	2332	384,747.00	373,205.00	---	11,542.00
ST ICF-ID REIMB ALLOW	10.405	2780	7,000,000.00	4,905,236.00	---	2,094,764.00
BELLEFONTAINE MEDICAID EE	10.525	3036	251,502.00	243,957.00	---	7,545.00
HIGGINSVILLE MEDICAID EE	10.530	3037	34,000.00	32,980.00	---	1,020.00
SW COMM SRVC DD MEDICD EE	10.540	3039	68,518.00	66,462.00	---	2,056.00
ST LOUIS DDTTC MEDICAID EE	10.545	3040	1,852,531.00	1,796,955.00	---	55,576.00
SOUTHEAST MO MEDICAID E&E	10.550	3041	19,844.00	19,249.00	---	595.00
ST LOUIS DDTTC MEDICAID PS	10.545	5541	4,434,648.00	4,301,609.00	---	133,039.00
DD COMMUNITY PROGRAMS PS	10.410	7426	567,790.00	548,456.70	---	19,333.30
DD COMMUNITY PROGRAMS E&E	10.410	7427	31,425.00	30,482.00	---	943.00

BELLEFONTAINE MEDICAID PS	10.525	7940	6,092,231.00	5,909,464.00	---	182,767.00
BELLEFONTAINE MED OVRTIME	10.525	7941	933,981.00	933,981.00	---	---
HIGGINSVILLE HC MED PS	10.530	7945	3,591,326.00	3,483,586.00	---	107,740.00
HIGGINSVILLE HC MED OVT	10.530	7946	399,475.00	399,475.00	---	---
SW COMM SRVC DD MEDICD PS	10.540	7953	2,237,835.00	2,170,700.00	---	67,135.00
SW COMM SRVC DD MEDICD OT	10.540	7954	9,422.00	9,422.00	---	---
SE MO RES SVCS MED PS	10.550	7955	1,907,122.00	1,858,990.83	---	48,131.17
SOUTHEAST MO MED RES OT	10.550	7957	191,564.00	191,564.00	---	---
AUTISM REGIONAL PROJECTS	10.410	8307	9,013,166.00	9,013,166.00	---	---
DD FAMILY PRTNSHP PRG MED	10.410	8993	300,000.00	145,500.00	---	154,500.00
NORTHWEST COM MED PS	10.535	9171	5,225,628.00	5,068,859.00	---	156,769.00
NORTHWEST COM MED E&E	10.535	9173	389,490.00	377,805.00	---	11,685.00
NORTHWEST COM MED OT	10.535	9176	742,698.00	742,698.00	---	---
TUBEROUS SCLEROSIS COMPLX	10.415	9398	1,250,000.00	117,500.00	---	1,132,500.00
TARGETED CASE MGMT MED	10.410	9411	26,010,309.00	24,010,309.00	---	2,000,000.00
HAB CENTER PROGRAM FUNDS (Fund 0435)	10.405	9250	3,416,027.00	2,864,509.41	---	551,517.59
DD COM PRG-MEDICAID MT (Fund 0930)	10.410	3768	15,728,609.00	9,502,705.92	---	6,225,903.08
TARGETED CASE MGMT MED (Fund 0930)	10.410	9422	1,000,000.00	148,413.00	---	851,587.00
DD WAITING LIST EQUITY TR (Fund 0986)	10.410	8206	10,000.00	---	---	10,000.00

DEPARTMENT OF NATURAL RESOURCES

SULLIVAN COUNTY LAKE PROJ	17.380	1167	458,733.00	458,733.00	---	---
WASTE WATER CONNECTION	06.202	2210	750,000.00	---	---	750,000.00
CALDWELL CO WATER PROJCTS	18.080	2308	2,000,000.00	---	---	2,000,000.00
SULLIVAN CO WATER PROJCTS	18.085	2309	1,700,000.00	1,594,167.47	105,832.00	0.53
DNR LEASING	13.005	4305	406,300.00	382,237.60	---	24,062.40
DNR STATE OWNED	13.010	7688	318,928.00	309,360.00	---	9,568.00
UNPROGRAMED M&R (Fund 0124)	18.020	1325	2.00	---	2.00	---
EMERGENCY (Fund 0124)	18.020	1326	2.00	---	2.00	---
HAZMAT REMEDIATION (Fund 0124)	18.025	1328	2.00	---	2.00	---
STWIDE FMRF EXPEND (Fund 0124)	18.030	1329	2.00	---	2.00	---
APPRAISALS & SURVEYS (Fund 0124)	18.030	1330	2.00	---	2.00	---
ENERGY CONSERV PROJCS (Fund 0124)	18.035	1336	2.00	---	2.00	---
PLUMBING IMPROVEMENTS (Fund 0124)	18.021	2360	2.00	---	2.00	---
ELECTRICAL IMPROVEMENTS (Fund 0124)	18.022	2361	2.00	---	2.00	---
HTG VENTILATION & AC IMP (Fund 0124)	18.023	2364	2.00	---	2.00	---
LIFE SAFETY IMPROVEMENTS (Fund 0124)	18.024	2371	2.00	---	2.00	---
ROOFING MANAGEMENT SYSTEM (Fund 0124)	18.026	2372	2.00	---	2.00	---
SECURITY IMPROVEMENTS (Fund 0124)	18.027	2373	2.00	---	2.00	---
HEARING ROOM RENOVATIONS (Fund 0124)	18.029	2374	2.00	---	2.00	---
EMERGENCY (Fund 0124)	17.175	9270	2.00	---	2.00	---
APPRAISALS & SURVEYS (Fund 0124)	17.215	9271	2.00	---	2.00	---

**STATE OF MISSOURI
SUMMARY OF APPROPRIATION ACTIVITY
GENERAL FUND - GENERAL REVENUE FUNDS
FOR THE APPROPRIATION YEAR 2017**

	H.B. No.	Appr. No.	Appropriations	Expenditures and Transfers Out	Reappropriations to 2018	Lapse of Appropriations
ELECTRICAL IMPROVEMENTS (Fund 0124)	17.205	9903	2.00	---	2.00	---
HTG VENTILATION & AC IMP (Fund 0124)	17.240	9904	2.00	---	2.00	---
LIFE SAFETY IMPROVEMENTS (Fund 0124)	17.230	9905	2.00	---	2.00	---
SECURITY IMPROVEMENTS (Fund 0124)	17.260	9911	2.00	---	2.00	---
REFUND ACCOUNTS (Fund 0656)	06.315	7799	250.00	---	---	250.00
DNR INTEGRATED DATA SYSTM (Fund 0656)	06.300	8957	15,237.00	15,224.86	---	12.14
<u>Department Operations</u>						
DEPT OPERATIONS PS	06.200	1804	199,992.00	193,992.00	---	6,000.00
DEPT OPERATIONS E&E	06.200	1807	109,485.00	106,200.00	---	3,285.00
<u>Division of Environmental Quality</u>						
SOLID WASTE FORFEITRES PS	06.225	4303	946.00	---	---	946.00
REGIONAL OFFICES PS	06.225	5340	2,200,815.00	2,132,185.17	---	68,629.83
REGIONAL OFFICES E&E	06.225	5349	212,897.00	180,740.26	---	32,156.74
ENVIRONMENTAL SVS PS	06.225	5406	1,159,528.00	1,122,452.36	---	37,075.64
ENVIRONMENTAL SVS E&E	06.225	5417	317,949.00	308,392.40	---	9,556.60
WATER PROTECTION PRG PS	06.225	7172	400,471.00	388,457.00	---	12,014.00
WATER PROTECTION PRG E&E	06.225	7176	166,506.00	161,511.00	---	4,995.00
SOLID WASTE FORFEITRS E&E	06.225	9056	15,192.00	5,635.14	---	9,556.86
SOLID WASTE FORFEITRES PS (Fund 0198)	06.225	4304	102.00	---	---	102.00
SOLID WASTE FORFEITRS E&E (Fund 0198)	06.225	9057	423,973.00	2,880.00	---	421,093.00
HAZARDOUS WASTE PS (Fund 0656)	06.225	6841	44,962.00	34,002.21	---	10,959.79
HAZARDOUS WASTE E&E (Fund 0656)	06.225	6842	160,582.00	42,231.74	---	118,350.26
ENVIRONMENTAL SVS PS (Fund 0656)	06.225	7847	12,517.00	3,341.31	---	9,175.69
ENVIRONMENTAL SVS E&E (Fund 0656)	06.225	7848	19,920.00	1,266.79	---	18,653.21
<u>Missouri Geological Survey</u>						
MGS OPERATIONS PS	06.260	2395	2,295,952.00	2,154,424.85	---	141,527.15
MGS OPERATIONS E&E	06.260	2396	1,793,052.00	1,732,816.62	---	60,235.38
STWIDE FMRF EXPENDITURE (Fund 0124)	17.215	9268	592.00	590.00	2.00	---
UNPROGRAMMED M&R (Fund 0124)	17.175	9269	192,554.00	192,551.29	2.00	0.71
HAZMAT REMEDIATION (Fund 0124)	17.185	9272	2,108.00	2,105.12	2.00	0.88
PLUMBING IMPROVEMENTS (Fund 0124)	17.250	9902	7,132.00	7,129.15	2.00	0.85
ROOFING MANAGEMENT SYSTEM (Fund 0124)	17.195	9910	69,143.00	69,140.39	2.00	0.61

CLARENCE CANNON PAYMENT (Fund 0174)	06.270	2916	477,098.00	477,097.48	---	0.52
MULTIPURPOSE WTR RES PGM (Fund 0815)	06.260	1618	1.00	---	---	1.00

Missouri State Parks

VICKSBURG MONUMENT	06.285	2462	375,000.00	---	---	375,000.00
--------------------	--------	------	------------	-----	-----	------------

DEPARTMENT OF PUBLIC SAFETY

PUBLIC SAFETY LEASING	13.005	6075	3,471.00	3,367.00	---	104.00
PUBLIC SAFETY STATE OWNED	13.010	7728	226,390.00	219,598.00	---	6,792.00
UNPROGRAMED M&R (Fund 0124)	18.020	1325	2.00	---	2.00	---
EMERGENCY (Fund 0124)	18.020	1326	2.00	---	2.00	---
HAZMAT REMEDIATION (Fund 0124)	18.025	1328	2.00	---	2.00	---
STWIDE FMRF EXPEND (Fund 0124)	18.030	1329	2.00	---	2.00	---
APPRAISALS & SURVEYS (Fund 0124)	18.030	1330	2.00	---	2.00	---
ENERGY CONSERV PROJS (Fund 0124)	18.035	1336	2.00	---	2.00	---
PLUMBING IMPROVEMENTS (Fund 0124)	18.021	2360	2.00	---	2.00	---
ELECTRICAL IMPROVEMENTS (Fund 0124)	18.022	2361	2.00	---	2.00	---
HTG VENTILATION & AC IMP (Fund 0124)	18.023	2364	2.00	---	2.00	---
LIFE SAFETY IMPROVEMENTS (Fund 0124)	18.024	2371	2.00	---	2.00	---
ROOFING MANAGEMENT SYSTEM (Fund 0124)	18.026	2372	2.00	---	2.00	---
SECURITY IMPROVEMENTS (Fund 0124)	18.027	2373	2.00	---	2.00	---
HEARING ROOM RENOVATIONS (Fund 0124)	18.029	2374	2.00	---	2.00	---
STWIDE FMRF EXPENDITURE (Fund 0124)	17.210	8574	52,530.00	52,530.00	---	---
STWIDE FMRF EXPENDITURE (Fund 0124)	17.215	9268	742,881.00	742,878.87	2.00	0.13
UNPROGRAMMED M&R (Fund 0124)	17.175	9269	261,701.00	261,698.18	2.00	0.82
EMERGENCY (Fund 0124)	17.175	9270	2.00	---	2.00	---
APPRAISALS & SURVEYS (Fund 0124)	17.215	9271	2.00	---	2.00	---
HAZMAT REMEDIATION (Fund 0124)	17.185	9272	2.00	---	2.00	---
PLUMBING IMPROVEMENTS (Fund 0124)	17.250	9902	2.00	---	2.00	---
ELECTRICAL IMPROVEMENTS (Fund 0124)	17.205	9903	100,704.00	100,701.43	2.00	0.57
HTG VENTILATION & AC IMP (Fund 0124)	17.240	9904	2.00	---	2.00	---
LIFE SAFETY IMPROVEMENTS (Fund 0124)	17.230	9905	2.00	---	2.00	---
ROOFING MANAGEMENT SYSTEM (Fund 0124)	17.195	9910	337,926.00	337,923.60	2.00	0.40
SECURITY IMPROVEMENTS (Fund 0124)	17.260	9911	2.00	---	2.00	---

Office of the Director

DIRECTOR ADMIN PS	08.005	1097	966,906.00	950,551.23	---	16,354.77
GRANTS FOR CCW ISSUANCE	08.025	2457	1,630,000.00	---	---	1,630,000.00
JAIL MANAGEMENT SYSTEM	08.025	2458	1,000,000.00	---	---	1,000,000.00
MULTIMODAL BIOMET ID SYS	08.025	2459	2,500,000.00	---	---	2,500,000.00
INTERNET SEX CRIME PS	08.030	2941	35,700.00	17,894.20	---	17,805.80
INTERNET SEX CRIME E&E	08.030	2951	10,000.00	6,971.79	---	3,028.21

**STATE OF MISSOURI
SUMMARY OF APPROPRIATION ACTIVITY
GENERAL FUND - GENERAL REVENUE FUNDS
FOR THE APPROPRIATION YEAR 2017**

	H.B. No.	Appr. No.	Appropriations	Expenditures and Transfers Out	Reappropriations to 2018	Lapse of Appropriations
FORENSIC EXAMS	08.055	3168	1,600,000.00	1,318,448.66	---	281,551.34
INTERNET SEX CRM TSF GNTS	08.030	3231	1,455,000.00	1,395,786.50	---	59,213.50
DIRECTOR ADMIN E&E	08.005	8094	147,668.00	132,098.14	---	15,569.86
DRUG TASK FORCES	08.005	8562	1,849,765.00	1,798,595.00	---	51,170.00
DRUG TASK FORCES PS	08.005	8779	45,699.00	39,318.68	---	6,380.32
DRUG TASK FORCES E&E	08.005	8780	5,235.00	4,828.54	---	406.46
FORNSIC EXAMS-CHILD ABUSE	08.055	8974	1,422,000.00	1,006,242.60	---	415,757.40
AT-RISK EDUCATN PILOT PRG	08.010	9140	1,000,000.00	---	---	1,000,000.00
FORENSIC EXAMS PS	08.055	9446	30,600.00	27,158.00	---	3,442.00
FUNDING FOR FALLEN	08.035	9610	100,000.00	3,263.03	---	96,736.97
<u>Division of Fire Safety</u>						
F S ADMIN PS	08.160	1103	2,164,417.00	1,983,895.42	---	180,521.58
F S ADMIN E&E	08.160	1107	496,209.00	290,840.28	---	205,368.72
FIREFIGHTER TRAINING	08.170	7496	538,000.00	288,647.66	---	249,352.34
<u>Capitol Police</u>						
CAPITOL POLICE PS	08.080	3300	1,344,398.00	1,303,375.86	---	41,022.14
CAPITOL POLICE E&E	08.080	3301	112,497.00	83,580.53	---	28,916.47
<u>State Highway Patrol</u>						
SHP TECHNICAL SERVICE PS	08.135	0628	604,259.00	564,225.00	---	40,034.00
SHP ENFORCEMENT PS	08.095	1134	7,888,145.00	7,538,182.61	---	349,962.39
SHP ENFORCEMENT E&E	08.095	1139	1,993,330.00	1,868,042.89	---	125,287.11
STATE WATER PATROL PS	08.100	1171	3,601,600.00	3,460,444.69	---	141,155.31
STATE WATER PATROL E&E	08.100	1175	387,251.00	169,401.72	---	217,849.28
ST HWY PATROL LEASING	13.005	2006	174,785.00	156,898.58	---	17,886.42
SHP TECHNICAL SERVICE E&E	08.135	2283	170,292.00	120,516.23	---	49,775.77
GASOLINE PURCHASE	08.105	2335	472,112.00	400,980.52	---	71,131.48
VEHICLE REPLACEMENT	08.110	2336	125,950.00	122,171.00	---	3,779.00
SHP ACADEMY PS	08.120	2338	81,386.00	78,191.50	---	3,194.50
SHP NON HWY DUTIES PS	08.095	4336	1,077,952.00	953,288.54	---	124,663.46
SHP NON HWY DUTIES E&E	08.095	4337	43,422.00	38,395.79	---	5,026.21
CRIME LABS PS	08.115	4342	2,607,171.00	2,485,433.14	---	121,737.86
CRIME LABS E&E	08.115	4343	961,393.00	932,545.40	---	28,847.60
FRINGE BENEFITS PS	08.090	4344	12,597,394.00	11,718,833.83	---	878,560.17

FRINGE BENEFITS E&E	08.090	4347	1,005,889.00	939,005.54	---	66,883.46
SHP ADMIN E&E	08.085	4368	3,361.00	3,124.00	---	237.00
SHP ADMIN PS	08.085	6327	255,915.00	203,199.31	---	52,715.69
DPS-SHP INSTIT	13.015	7741	467,987.00	453,947.00	---	14,040.00
SHP ACADEMY E&E (Fund 0674)	08.120	3441	581,717.00	287,586.91	---	294,130.09
SHP ACADEMY PS (Fund 0674)	08.120	6328	102,481.00	92,416.88	---	10,064.12
FRINGE BENEFITS PS (Fund 0674)	08.090	6329	85,131.00	78,998.70	---	6,132.30
FRINGE BENEFITS E&E (Fund 0674)	08.090	6330	7,658.00	7,245.72	---	412.28
HP PERSONAL EQUIPMENT E&E (Fund 0793)	08.140	7045	65,000.00	35,614.41	---	29,385.59

Alcohol and Tobacco Control

REFUND UNUSED STICKERS	08.155	1161	55,000.00	16,301.67	---	38,698.33
ALCOHOL & TOBACCO CNTR PS (Fund 0625)	08.150	3650	114,824.00	68,588.88	---	46,235.12
ALCOHOL & TOBACCO CNTR EE (Fund 0625)	08.150	3651	33,046.00	33,046.00	---	---

Adjutant General

A G ADMIN PS	08.250	1226	1,053,285.00	1,021,383.84	---	31,901.16
A G ADMIN E&E	08.250	1228	245,133.00	117,779.00	---	127,354.00
A G FIELD SUPPORT PS	08.265	1229	709,265.00	687,438.30	---	21,826.70
A G FIELD SUPPORT E&E	08.265	1231	1,741,217.00	1,688,980.00	---	52,237.00
A G AIR SEARCH & RESCUE	08.290	3984	17,501.00	16,975.94	---	525.06
CONTRACT SERVICES PS	08.285	4502	442,317.00	428,867.82	---	13,449.18
CONTRACT SERVICES E&E	08.285	4503	19,773.00	19,180.00	---	593.00
NATIONAL GUARD TRUST E&E	08.255	4527	3,343,957.00	3,243,638.00	---	100,319.00
NATIONAL GUARD LEASING	13.025	8031	25,000.00	22,026.00	---	2,974.00

State Emergency Management Agency

A G SEMA PS	08.295	1237	1,283,705.00	1,100,455.26	---	183,249.74
A G SEMA E&E	08.295	1241	202,974.00	196,843.64	---	6,130.36
TASKFORCE 1 EMERGENCIES	08.296	2460	750,000.00	295,309.03	---	454,690.97
TASKFORCE 1 TRAINING	08.296	2685	500,000.00	485,000.00	---	15,000.00
STATE AGENCY DISASTERS	08.305	3166	2,935,010.00	1,180,778.60	---	1,754,231.40
SEMA GRANT	08.305	3299	14,043,999.00	2,101,478.57	---	11,942,520.43
STATE AGENCY DISASTERS PS	08.305	8145	520,000.00	428,261.90	---	91,738.10

Missouri Veterans Commission

VETERANS HOME DEVELOPMENT	18.060	1597	500,000.00	---	---	500,000.00
VETERANS HOMES E&E	08.195	2341	750,000.00	363,750.00	---	386,250.00
ADMIN & SERVICES PS	08.175	8734	204,000.00	189,645.49	---	14,354.51

Missouri Gaming Commission

HORSE RACING BREEDERS (Fund 0605)	08.225	3295	5,000.00	5,000.00	---	---
-----------------------------------	--------	------	----------	----------	-----	-----

**STATE OF MISSOURI
SUMMARY OF APPROPRIATION ACTIVITY
GENERAL FUND - GENERAL REVENUE FUNDS
FOR THE APPROPRIATION YEAR 2017**

	H.B. No.	Appr. No.	Appropriations	Expenditures and Transfers Out	Reappropriations to 2018	Lapse of Appropriations
<u>DEPARTMENT OF REVENUE</u>						
REVENUE LEASING	13.005	6090	609,990.00	490,225.83	---	119,764.17
REVENUE STATE OWNED	13.010	7666	1,862,803.00	1,806,919.00	---	55,884.00
<u>Legal Services Division</u>						
LEGAL SERV PS	04.020	1739	1,531,869.00	1,485,740.75	---	46,128.25
LEGAL SERV E&E	04.020	1740	155,533.00	150,491.58	---	5,041.42
HWY COLL LEGAL SERV PS	04.005	1766	1,182,199.00	1,083,450.20	---	98,748.80
<u>Administration Division</u>						
POSTAGE	04.025	0075	4,113,379.00	3,869,610.00	---	243,769.00
ADMINISTRATION PS	04.025	1751	1,144,666.00	1,144,606.91	---	59.09
ADMINISTRATION E&E	04.025	1752	211,326.00	204,962.75	---	6,363.25
HWY COLL ADMIN PS	04.005	1768	1,668,142.00	1,608,294.04	---	59,847.96
HWY COLL POSTAGE	04.005	1770	804,991.00	757,355.00	---	47,636.00
HWY COLL-POSTAGE DL	04.005	7880	737,587.00	640,476.48	---	97,110.52
ADMINISTRATION PS (Fund 0169)	04.025	3646	26,064.00	23,410.35	---	2,653.65
ADMINISTRATION E&E (Fund 0169)	04.025	3647	2,089,841.00	1,305,707.03	---	784,133.97
<u>Motor Vehicle and Driver Licensing Division</u>						
MV/DL PS	04.015	1710	381,741.00	290,842.36	---	90,898.64
MV/DL E&E	04.015	1711	355,025.00	233,357.24	---	121,667.76
HWY COLL MV/DL PS	04.005	1762	4,174,286.00	3,843,730.39	---	330,555.61
HWY COLL MV/DL E&E	04.005	1763	1,746,691.00	1,644,148.34	---	102,542.66
EMBLEM USE FEE DISTRIB	04.060	3693	1,000.00	600.00	---	400.00
MV/DL SYSTEM PS	04.005	9424	178,500.00	100,511.20	---	77,988.80
MV/DL SYSTEM EE	04.005	9425	25,000.00	4,116.34	---	20,883.66
<u>Taxation Division</u>						
DELINQUENT COLLECTN FEES	04.045	0096	3,300,000.00	2,767,573.61	---	532,426.39
GR REFUNDS (REG)	04.065	1243	1,415,661,391.00	1,415,656,889.52	---	4,501.48
TAXATION PS	04.010	1691	19,616,808.00	18,853,183.10	---	763,624.90
TAXATION E&E	04.010	1692	3,863,953.00	1,889,769.47	---	1,974,183.53
TAXATION MTC DUES EE	04.010	1695	212,401.00	206,029.00	---	6,372.00
HWY COLL TAX PS	04.005	1760	474,841.00	252,347.97	---	222,493.03
COUNTY STOCK INSUR TAX	04.100	2705	660,700.00	115,389.52	---	545,310.48

COUNTY FILING FEES	04.050	7024	465,000.00	280,879.50	---	184,120.50
DEBT OFFSET TAX CREDITS	04.105	7323	260,000.00	146,178.33	---	113,821.67
INTEGRATED TAX SYSTEM EE	04.010	7956	13,000,000.00	7,472,483.19	---	5,527,516.81
ROLLING STOCK TAX CREDIT	04.040	8972	600,000.00	291,000.00	---	309,000.00
MODEX	04.010	9614	250,000.00	---	---	250,000.00

State Tax Commission

STATE TAX COMMISSION PS	04.030	0083	2,038,297.00	1,860,509.65	---	177,787.35
ASSESSMENT MAINTENANCE	04.035	1044	11,531,622.00	10,615,708.50	---	915,913.50
STATE TAX COMMISSION E&E	04.030	2138	166,977.00	160,002.30	---	6,974.70
AG LAND USE STUDY E&E	04.030	3460	3,798.00	3,684.00	---	114.00

DEPARTMENT OF SOCIAL SERVICES

SOCIAL SERVICES LEASING	13.005	1434	9,498,966.00	9,213,996.96	---	284,969.04
SOCIAL SRVS STATE OWNED	13.010	7759	5,336,885.00	5,176,768.00	---	160,117.00
UNPROGRAMED M&R (Fund 0124)	18.020	1325	2.00	---	2.00	---
EMERGENCY (Fund 0124)	18.020	1326	2.00	---	2.00	---
HAZMAT REMEDIATION (Fund 0124)	18.025	1328	2.00	---	2.00	---
STWIDE FMRF EXPEND (Fund 0124)	18.030	1329	2.00	---	2.00	---
APPRAISALS & SURVEYS (Fund 0124)	18.030	1330	2.00	---	2.00	---
ENERGY CONSERV PROJS (Fund 0124)	18.035	1336	2.00	---	2.00	---
PLUMBING IMPROVEMENTS (Fund 0124)	18.021	2360	2.00	---	2.00	---
ELECTRICAL IMPROVEMENTS (Fund 0124)	18.022	2361	2.00	---	2.00	---
HTG VENTILATION & AC IMP (Fund 0124)	18.023	2364	2.00	---	2.00	---
LIFE SAFETY IMPROVEMENTS (Fund 0124)	18.024	2371	2.00	---	2.00	---
ROOFING MANAGEMENT SYSTEM (Fund 0124)	18.026	2372	2.00	---	2.00	---
SECURITY IMPROVEMENTS (Fund 0124)	18.027	2373	2.00	---	2.00	---
HEARING ROOM RENOVATIONS (Fund 0124)	18.029	2374	2.00	---	2.00	---
STWIDE FMRF EXPENDITURE (Fund 0124)	17.215	9268	1,546.00	1,543.80	2.00	0.20
UNPROGRAMMED M&R (Fund 0124)	17.175	9269	2.00	---	2.00	---
EMERGENCY (Fund 0124)	17.175	9270	83,041.00	83,038.14	2.00	0.86
APPRAISALS & SURVEYS (Fund 0124)	17.215	9271	2.00	---	2.00	---
HAZMAT REMEDIATION (Fund 0124)	17.185	9272	3,048.00	3,045.91	2.00	0.09
PLUMBING IMPROVEMENTS (Fund 0124)	17.250	9902	85,857.00	85,854.70	2.00	0.30
ELECTRICAL IMPROVEMENTS (Fund 0124)	17.205	9903	2.00	---	2.00	---
HTG VENTILATION & AC IMP (Fund 0124)	17.240	9904	348,752.00	348,749.65	2.00	0.35
LIFE SAFETY IMPROVEMENTS (Fund 0124)	17.230	9905	242,174.00	242,171.92	2.00	0.08
ROOFING MANAGEMENT SYSTEM (Fund 0124)	17.195	9910	24,865.00	24,862.13	2.00	0.87
SECURITY IMPROVEMENTS (Fund 0124)	17.260	9911	49,711.00	49,708.87	2.00	0.13
MO MEDICAID AUD & COMP EE (Fund 0974)	11.020	7968	82,087.00	---	---	82,087.00

**STATE OF MISSOURI
SUMMARY OF APPROPRIATION ACTIVITY
GENERAL FUND - GENERAL REVENUE FUNDS
FOR THE APPROPRIATION YEAR 2017**

	H.B. No.	Appr. No.	Appropriations	Expenditures and Transfers Out	Reappropriations to 2018	Lapse of Appropriations
<u>Office of the Director</u>						
OFFICE OF DIRECTOR PS	11.005	4333	104,308.00	101,172.06	---	3,135.94
OFFICE OF DIRECTOR E&E	11.005	4334	33,543.00	32,537.00	---	1,006.00
MO MEDICAID AUD & COMP PS	11.020	7963	1,190,957.00	1,155,224.03	---	35,732.97
MO MEDICAID AUD & COMP EE	11.020	7964	185,578.00	147,992.45	---	37,585.55
SYSTEMS MANAGEMENT	11.025	8793	642,673.00	533,146.67	---	109,526.33
HUMAN RESOURCE CENTER PS	11.015	9948	266,353.00	258,356.00	---	7,997.00
HUMAN RESOURCE CENTER E&E	11.015	9949	11,036.00	10,705.00	---	331.00
OFFICE OF DIRECTOR PS (Fund 0169)	11.005	3577	30,773.00	22,159.06	---	8,613.94
REC AUDIT & COMPL CONTR (Fund 0974)	11.030	8018	1,200,000.00	226.33	---	1,199,773.67
<u>Division of Finance and Administrative Services</u>						
DELINQUENT CHILIDREN	11.055	0738	1,504,000.00	1,219,820.00	---	284,180.00
FINANCE & ADMIN SRVS PS	11.040	3050	1,757,913.00	1,705,176.00	---	52,737.00
FINANCE & ADMIN SRVS E&E	11.040	3058	375,468.00	364,204.00	---	11,264.00
FINANCE & ADMIN SRVS PS (Fund 0169)	11.040	3113	48,847.00	29,757.28	---	19,089.72
RECPT & DISBRSMT REFUNDS (Fund 0885)	11.050	6931	2,650,000.00	2,649,996.32	---	3.68
<u>Division of Legal Services</u>						
LEGAL SERVICES PS	11.060	6353	1,589,611.00	1,541,923.00	---	47,688.00
LEGAL SERVICES E&E	11.060	6354	31,577.00	30,630.00	---	947.00
LEGAL SERVICES PS (Fund 0169)	11.060	2790	167,287.00	158,367.62	---	8,919.38
<u>Family Support Division</u>						
DOMESTIC VIOLENCE	11.175	0766	4,750,000.00	4,607,500.00	---	142,500.00
ADULT SUPPLEMENTATION	11.125	1403	33,525.00	24,758.00	---	8,767.00
SVS FOR VISUALLY IMPAIRED	11.190	1415	1,483,831.00	1,439,315.99	---	44,515.01
COMMUNITY PARTNERSHIP EE	11.100	1571	139,956.00	135,757.00	---	4,199.00
SUPPLEMENTAL NURSING CARE	11.130	2423	25,620,885.00	25,104,468.58	---	516,416.42
MEDES MODEX DATA FEED	11.095	2553	97,500.00	---	---	97,500.00
CSEC MODEX DATA FEED	11.200	2556	130,350.00	---	---	130,350.00
BLIND ADMIN PS	11.185	3401	793,319.00	769,519.00	---	23,800.00
BLIND ADMIN E&E	11.185	3402	132,737.00	128,755.00	---	3,982.00
TEMPORARY ASSISTANCE	11.115	3596	7,856,800.00	7,856,800.00	---	---
CSE COUNTY REIMBURSEMENT	11.205	3689	2,240,491.00	2,173,276.00	---	67,215.00

EBT E&E	11.080	5255	1,926,622.00	1,543,112.03	---	383,509.97
COMMUNITY PARTNERSHIP	11.100	5651	492,372.00	477,601.00	---	14,771.00
CSE FIELD STAFF/OPS PS	11.200	6260	3,141,391.00	3,047,149.00	---	94,242.00
CSE FIELD STAFF/OPS E&E	11.200	6261	3,593,790.00	3,485,976.00	---	107,814.00
FAMILY SUPPORT ADMIN PS	11.065	6269	1,387,419.00	1,345,795.85	---	41,623.15
FAMILY SUPPORT ADMIN E&E	11.065	6270	8,407.00	8,155.00	---	252.00
IM FIELD STAFF/OPS PS	11.070	6280	14,843,763.00	14,398,449.98	---	445,313.02
IM FIELD STAFF/OPS E&E	11.070	6281	3,207,874.00	3,111,638.00	---	96,236.00
FAMILY SUP STAFF TRNG	11.075	6290	113,693.00	110,282.00	---	3,411.00
COMMUNITY WORK SUPPORT	11.115	8308	1,855,554.00	1,799,887.00	---	55,667.00
VICTIMS OF SEXUAL ASSAULT	11.180	9014	500,000.00	470,516.40	---	29,483.60
ELGBLTY & ENRLLMNT SYS EE	11.095	9074	7,566,986.00	7,285,723.79	---	281,262.21
BLIND PENSIONS	11.135	9229	3,233,950.00	3,233,950.00	---	---
FAMIS	11.090	9325	575,453.00	558,189.00	---	17,264.00
CSE MEDIATION E&E (Fund 0169)	11.200	0931	615,000.00	---	---	615,000.00
CSE COUNTY REIMBURSEMENT (Fund 0169)	11.205	2325	400,212.00	400,212.00	---	---
CSE FIELD STAFF/OPS PS (Fund 0169)	11.200	6267	2,277,999.00	2,070,317.44	---	207,681.56
CSE FIELD STAFF/OPS E&E (Fund 0169)	11.200	6268	764,573.00	764,573.00	---	---
FAMILY SUPPORT ADMIN PS (Fund 0169)	11.065	6275	564,663.00	555,781.15	---	8,881.85

Children's Division

RESIDENTIAL TREATMENT SVS	11.245	0032	46,247,666.00	46,247,666.00	---	---
CASE MANAGEMENT CONTRACTS	11.260	1050	22,081,870.00	21,419,414.00	---	662,456.00
CHILD ASSESSMENT CENTERS	11.280	1386	1,649,475.00	1,526,456.13	---	123,018.87
CHILDHOOD DEVELOPMENT	11.305	1569	3,500,000.00	3,056,325.81	---	443,674.19
CHILDHOOD DEV CERTIF	11.240	1570	3,074,500.00	2,921,500.53	---	152,999.47
SCHOOL VIOLENCE HOTLINE	11.220	1575	50,000.00	14,698.77	---	35,301.23
KC RESOURCE CENTER	11.270	2558	30,000.00	---	---	30,000.00
STL RESOURCE CENTER	11.270	2559	30,000.00	---	---	30,000.00
SPGFD RESOURCE CENTER	11.270	2562	30,000.00	---	---	30,000.00
JC RESOURCE CENTER	11.270	2564	30,000.00	---	---	30,000.00
JC EXTREME RECRUITMENT	11.270	2565	400,000.00	---	---	400,000.00
PURCHASE OF CHILD CARE	11.305	3592	36,782,158.00	32,678,693.00	---	4,103,465.00
FOSTER CARE	11.245	4856	41,923,144.00	41,923,144.00	---	---
CHILDREN'S TREATMENT SVS	11.235	4861	12,800,518.00	12,416,502.00	---	384,016.00
ADOP/GUARDIANSHIP SUBSIDY	11.265	5701	65,917,814.00	65,916,974.00	---	840.00
CHILDREN'S ADMIN PS	11.220	6292	741,198.00	718,962.00	---	22,236.00
CHILDREN'S ADMIN E&E	11.220	6295	30,236.00	29,329.00	---	907.00
CHILD FIELD STAFF/OPS PS	11.225	6301	32,453,990.00	31,084,529.92	---	1,369,460.08
CHILD FIELD STAFF/OPS E&E	11.225	6302	2,248,361.00	2,177,384.70	---	70,976.30
CHILDREN'S STAFF TRNG	11.230	6307	979,766.00	946,554.84	---	33,211.16
CRISIS CARE	11.235	6861	2,050,000.00	1,629,642.31	---	420,357.69
TRANSITIONAL LIVING	11.275	6867	2,097,584.00	1,972,317.53	---	125,266.47

**STATE OF MISSOURI
SUMMARY OF APPROPRIATION ACTIVITY
GENERAL FUND - GENERAL REVENUE FUNDS
FOR THE APPROPRIATION YEAR 2017**

	H.B. No.	Appr. No.	Appropriations	Expenditures and Transfers Out	Reappropriations to 2018	Lapse of Appropriations
TUITION WAIVER PROGRAM	11.255	7931	188,848.00	183,183.00	---	5,665.00
FOSTER PARENT TRAINING	11.250	8140	403,479.00	360,269.56	---	43,209.44
FOSTER CARE OUTDOOR PRGRM	11.245	8293	183,385.00	---	---	183,385.00
HAND UP PILOT PROGRAM	11.305	8341	40,000.00	---	---	40,000.00
PURCHASE OF CHILD CARE PS	11.305	8362	14,739.00	14,295.12	---	443.88
RECRUIT & RETENT PROG E&E	11.225	8701	572,787.00	555,603.00	---	17,184.00
FOSTER CARE&ADOPT PARENTS (Fund 0979)	11.245	8085	5,000.00	---	---	5,000.00
<u>Division of Youth Services</u>						
JUVENILE COURT DIVERSION	11.320	0225	3,579,486.00	3,292,101.00	---	287,385.00
YOUTH SERVICES ADMIN PS	11.310	1421	1,213,819.00	1,177,404.00	---	36,415.00
YOUTH SERVICES ADMIN E&E	11.310	1422	80,694.00	78,273.00	---	2,421.00
YOUTH TREATMENT PRGM PS	11.315	1743	16,397,242.00	15,905,324.79	---	491,917.21
YOUTH TREATMENT PRGM E&E	11.315	1744	869,032.00	842,961.00	---	26,071.00
YOUTH TRT PRG OVERTIME PS	11.315	4328	890,764.00	864,039.70	---	26,724.30
SOCIAL SERVICES INSTIT	13.015	7769	3,137,032.00	3,042,921.00	---	94,111.00
<u>MO HealthNet Division</u>						
WOMEN & MINORITY OUTREACH	11.410	1389	529,796.00	513,902.00	---	15,894.00
HOSPITAL CARE	11.510	1432	35,423,431.00	35,423,431.00	---	---
INFORMATION SYSTEMS	11.420	1438	11,386,283.00	11,044,695.00	---	341,588.00
MANAGED CARE	11.505	1783	479,239,154.00	472,078,160.57	---	7,160,993.43
HOME HEALTH	11.470	1797	2,552,515.00	1,771,073.26	---	781,441.74
NURSING HOMES PROV RATE	11.470	1875	6,944,934.00	6,944,934.00	---	---
COMMUNITY HEALTH WORKER	11.520	1890	1,000,000.00	970,000.00	---	30,000.00
CHAPS-AMBULANCE	11.485	2092	600,000.00	---	---	600,000.00
PHARMACY	11.435	2525	89,497,494.00	33,903,607.69	---	55,593,886.31
CHILDREN'S HLTH INS PRGM	11.555	2866	14,504,145.00	12,031,392.07	---	2,472,752.93
PAGER PILOT	11.510	3361	150,000.00	---	---	150,000.00
MISSOURI RX PLAN E&E	11.435	4235	18,602,844.00	16,499,692.75	---	2,103,151.25
MONITORING PROGRAM	11.510	4424	400,000.00	---	---	400,000.00
WOMEN'S HEALTH SRVC	11.550	4511	10,790,923.00	6,542,042.80	---	4,248,880.20
FQHC DISTRIBUTION	11.520	4868	5,183,830.00	5,068,552.00	---	115,278.00
NON-EMERGENCY TRANSPORT	11.485	5928	15,626,583.00	13,853,533.74	---	1,773,049.26
SCHOOL DISTRICT CLAIMING	11.595	6225	242,525.00	188,815.44	---	53,709.56
MO HEALTHNET ADMIN PS	11.400	6376	2,673,274.00	2,593,076.00	---	80,198.00

MO HEALTHNET ADMIN E&E	11.400	6377	693,766.00	672,953.00	---	20,813.00
NURSING FACILITIES	11.470	6472	152,890,618.00	151,052,683.86	---	1,837,934.14
CLINICAL SRVC MGMT	11.405	6764	461,917.00	448,059.00	---	13,858.00
PHARMACY-MED D-CLAWBACK	11.435	7238	198,071,188.00	198,071,188.00	---	---
PHYSICIAN RELATED PROF	11.455	8196	154,778,061.00	145,666,309.90	---	9,111,751.10
DENTAL	11.460	8198	4,346,912.00	4,346,832.31	---	79.69
PREMIUM PAYMENTS	11.465	8200	80,347,214.00	77,999,990.30	---	2,347,223.70
REHAB & SPECIALTY SVS	11.485	8204	79,680,604.00	79,658,190.00	---	22,414.00
BLIND PENSION HLTHCAR BEN	11.600	8416	25,668,198.00	25,668,198.00	---	---
COMPLEX REHAB TECH PRDCTS	11.490	8995	4,178,400.00	3,698,201.96	---	480,198.04
REGIONAL CARE COORDINATN	11.527	8997	200,000.00	---	---	200,000.00
SHOW-ME HLTHY BABIES PRG	11.560	9380	3,461,466.00	3,461,466.00	---	---
SHOW-ME HEALTHY BABIES EE	11.560	9388	20,000.00	19,400.00	---	600.00
NURSING FACILITIES (Fund 0108)	11.470	0779	58,516,478.00	58,516,478.00	---	---
MANAGED CARE (Fund 0108)	11.505	1182	33,848,436.00	33,848,436.00	---	---
INFORMATION SYSTEMS (Fund 0108)	11.420	8477	430,000.00	429,999.96	---	0.04
IGT SAFETY NET HOSPITALS (Fund 0139)	11.540	5182	38,348,801.00	6,277,009.00	---	32,071,792.00
IGT DMH MEDICAID PROGRAM (Fund 0139)	11.545	7169	135,071,599.00	128,995,924.18	---	6,075,674.82
IGT HEALTH CARE HOME (Fund 0139)	11.525	8108	600,000.00	---	---	600,000.00
MANAGED CARE (Fund 0142)	11.505	0198	97,394,117.00	97,394,117.00	---	---
HOSPITAL CARE (Fund 0142)	11.510	0776	177,385,755.00	177,385,755.00	---	---
FRA FEDERAL (Fund 0142)	11.530	1605	1,071,437,804.00	1,071,437,800.46	---	3.54
CHILDREN'S HLTH INS PRGM (Fund 0142)	11.555	2868	7,719,204.00	7,719,204.00	---	---
MONITORING PROGRAM (Fund 0142)	11.510	6738	200,000.00	200,000.00	---	---
PAGER PILOT (Fund 0142)	11.510	6744	215,000.00	208,462.27	---	6,537.73
MO HEALTHNET ADMIN PS (Fund 0142)	11.400	6889	97,661.00	97,522.17	---	138.83
MO HEALTHNET ADMIN E&E (Fund 0142)	11.400	6910	7,708.00	7,708.00	---	---
HOSPITAL HEALTH HOMES (Fund 0142)	11.525	8259	1,853,934.00	1,853,934.00	---	---
FRA DHS REDISTRIBUTION (Fund 0142)	11.530	9197	103,000,000.00	---	---	103,000,000.00
MANAGED CARE (Fund 0144)	11.505	1185	---	---	---	---
PHARMACY (Fund 0144)	11.435	5586	62,652,634.00	59,678,512.00	---	2,974,122.00
PHARM FRA DISPENSING FEE (Fund 0144)	11.440	6741	108,308,926.00	100,602,330.25	---	7,706,595.75
MO HEALTHNET ADMIN PS (Fund 0144)	11.400	6884	26,602.00	---	---	26,602.00
MO HEALTHNET ADMIN E&E (Fund 0144)	11.400	6885	356.00	---	---	356.00
PHYSICIAN RELATED PROF (Fund 0144)	11.455	8295	10,000.00	8,250.07	---	1,749.93
HOSPITAL CARE (Fund 0144)	11.510	8296	15,709.00	12,876.98	---	2,832.02
FQHC DISTRIBUTION (Fund 0625)	14.200	3104	57,881.00	57,881.00	---	---
SHOW-ME HLTHY BABIES PRG (Fund 0625)	14.210	3105	2,164,314.00	2,164,314.00	---	---
PHYSICIAN RELATED PROF (Fund 0625)	11.455	3707	11,825,877.00	11,825,877.00	---	---
DENTAL (Fund 0625)	11.460	3708	661,608.00	661,608.00	---	---
NURSING FACILITIES (Fund 0625)	11.470	3709	5,056,036.00	5,056,035.97	---	0.03
REHAB & SPECIALTY SVS (Fund 0625)	11.485	3710	1,528,712.00	1,528,712.00	---	---
MANAGED CARE (Fund 0625)	11.505	3711	6,851,905.00	6,851,904.35	---	0.65

**STATE OF MISSOURI
SUMMARY OF APPROPRIATION ACTIVITY
GENERAL FUND - GENERAL REVENUE FUNDS
FOR THE APPROPRIATION YEAR 2017**

	H.B. No.	Appr. No.	Appropriations	Expenditures and Transfers Out	Reappropriations to 2018	Lapse of Appropriations
HOSPITAL CARE (Fund 0625)	14.195	3712	314,203.00	314,203.00	---	---
HOSPITAL GME (Fund 0625)	11.510	3713	10,000,000.00	10,000,000.00	---	---
DSS SAFETY NET (Fund 0625)	11.510	3714	30,365,444.00	30,365,444.00	---	---
SUPPL PMTS PRIVATE FACLTY (Fund 0724)	11.480	8237	---	---	---	---
PUBLIC FACLTY PASSTHROUGH (Fund 0724)	11.480	8239	4,659,096.00	1,972,794.00	---	2,686,302.00
MANAGED CARE (Fund 0885)	11.505	1183	7,080,502.00	7,080,502.00	---	---
PHARMACY (Fund 0885)	11.435	3057	3,800,000.00	3,800,000.00	---	---

DEPARTMENT OF CORRECTIONS

CORRECTIONS LEASING	13.005	1112	5,993,482.00	5,597,551.25	---	395,930.75
CORRECTIONS STATE OWNED	13.010	7748	1,010,994.00	980,664.00	---	30,330.00
UNPROGRAMED M&R (Fund 0124)	18.020	1325	2.00	---	2.00	---
EMERGENCY (Fund 0124)	18.020	1326	2.00	---	2.00	---
HAZMAT REMEDIATION (Fund 0124)	18.025	1328	2.00	---	2.00	---
STWIDE FMRF EXPEND (Fund 0124)	18.030	1329	2.00	---	2.00	---
APPRAISALS & SURVEYS (Fund 0124)	18.030	1330	2.00	---	2.00	---
ENERGY CONSERV PROJS (Fund 0124)	18.035	1336	2.00	---	2.00	---
PLUMBING IMPROVEMENTS (Fund 0124)	18.021	2360	2.00	---	2.00	---
ELECTRICAL IMPROVEMENTS (Fund 0124)	18.022	2361	2.00	---	2.00	---
HTG VENTILATION & AC IMP (Fund 0124)	18.023	2364	2.00	---	2.00	---
LIFE SAFETY IMPROVEMENTS (Fund 0124)	18.024	2371	2.00	---	2.00	---
ROOFING MANAGEMENT SYSTEM (Fund 0124)	18.026	2372	2.00	---	2.00	---
SECURITY IMPROVEMENTS (Fund 0124)	18.027	2373	2.00	---	2.00	---
HEARING ROOM RENOVATIONS (Fund 0124)	18.029	2374	2.00	---	2.00	---
STWIDE FMRF EXPENDITURE (Fund 0124)	17.215	9268	29,301.00	29,298.69	2.00	0.31
UNPROGRAMMED M&R (Fund 0124)	17.175	9269	85,010.00	85,008.00	2.00	---
EMERGENCY (Fund 0124)	17.175	9270	210,376.00	210,373.92	2.00	0.08
APPRAISALS & SURVEYS (Fund 0124)	17.215	9271	2.00	---	2.00	---
HAZMAT REMEDIATION (Fund 0124)	17.185	9272	2.00	---	2.00	---
PLUMBING IMPROVEMENTS (Fund 0124)	17.250	9902	239,389.00	239,386.30	2.00	0.70
ELECTRICAL IMPROVEMENTS (Fund 0124)	17.205	9903	1,183.00	1,180.17	2.00	0.83
HTG VENTILATION & AC IMP (Fund 0124)	17.240	9904	515,648.00	515,645.53	2.00	0.47
LIFE SAFETY IMPROVEMENTS (Fund 0124)	17.230	9905	2.00	---	2.00	---
ROOFING MANAGEMENT SYSTEM (Fund 0124)	17.195	9910	1,474,496.00	1,474,493.57	2.00	0.43
SECURITY IMPROVEMENTS (Fund 0124)	17.260	9911	257,331.00	257,328.47	2.00	0.53
INSTITUTIONAL GIFT TRUST (Fund 0925)	09.015	7168	30,000.00	2,975.63	---	27,024.37

Office of the Director

POPULATION GROWTH POOL PS	09.020	1053	532,838.00	459,302.42	---	73,535.58
RESTITUTION PAYMENTS	09.025	3232	109,520.00	109,500.00	---	20.00
AMACHI	09.005	4605	384,093.00	372,569.69	---	11,523.31
OD STAFF PS	09.005	4774	4,427,061.00	4,255,136.29	---	171,924.71
OD STAFF E&E	09.005	4775	147,678.00	136,794.87	---	10,883.13
POPULATION GRWTH POOL E&E	09.020	5173	558,202.00	555,102.11	---	3,099.89
KC REENTRY PROGRAM	09.010	7529	178,000.00	153,048.79	---	24,951.21
OVERTIME	09.065	7257	6,176,046.00	5,984,008.85	---	192,037.15
ST. LOUIS REENTRY PROGRAM	09.010	8648	250,000.00	---	---	250,000.00
EX-OFFNDR REHAB RESOURCES	09.010	9981	40,000.00	---	---	40,000.00

Division of Human Services

DHS STAFF PS	09.035	1512	9,316,849.00	8,955,270.98	---	361,578.02
DHS STAFF E&E	09.035	1514	111,989.00	107,718.63	---	4,270.37
EMPLOYEE HEALTH & SAFETY	09.060	1658	580,135.00	580,101.17	---	33.83
REIMBURSEMENTS TO COUNTIES	09.260	2479	39,530,272.00	35,787,850.86	---	3,742,421.14
EXTRADITIONS	09.260	2480	1,900,000.00	1,842,984.51	---	57,015.49
CERTIFICATES OF DELIVERY	09.260	2481	1,900,000.00	1,842,974.64	---	57,025.36
GENERAL SERVICES E&E	09.040	2774	411,834.00	411,793.65	---	40.35
FUEL AND UTILITIES	09.045	4280	27,664,815.00	26,979,494.06	---	685,320.94
FOOD PURCHASES	09.050	4286	31,183,488.00	29,348,849.57	---	1,834,638.43
TELECOMMUNICATIONS	09.030	5680	2,045,529.00	2,045,510.79	---	18.21
STAFF TRAINING	09.055	6024	993,909.00	989,770.60	---	4,138.40

Division of Rehabilitative Services

MEDICAL SERVICES E&E	09.195	2778	148,469,910.00	148,259,908.28	---	210,001.72
MEDICAL EQUIPMENT E&E	09.200	2782	299,087.00	289,599.22	---	9,487.78
DORS STAFF PS	09.190	6097	1,253,172.00	1,129,582.24	---	123,589.76
DORS STAFF E&E	09.190	6098	44,462.00	42,954.66	---	1,507.34
SUBSTANCE ABUSE SRV PS	09.205	7261	3,957,822.00	3,740,824.60	---	216,997.40
SUBSTANCE ABUSE SRV E&E	09.205	7262	5,596,500.00	5,286,723.84	---	309,776.16
ACADEMIC ED PS	09.215	7266	8,598,241.00	7,646,888.71	---	951,352.29

Division of Adult Institutions

EASTERN R&D CORR CTR PS	09.170	0673	19,793,097.00	19,286,681.92	---	506,415.08
OFFICERS CLOTHING	09.070	1356	801,174.00	798,970.90	---	2,203.10
VEHICLE REPLACEMENT	09.070	1357	979,858.00	979,858.00	---	---
INMATE CLOTHING	09.070	1367	3,153,859.00	3,153,844.61	---	14.39
INSTITUT COMM PURCHASES	09.070	1368	2,568,663.00	2,568,663.00	---	---
SOUTH CENTRL CORR CTR PS	09.175	1973	13,568,026.00	13,299,292.50	---	268,733.50
WESTERN R&D CORR CTR PS	09.150	2312	16,744,272.00	15,993,634.80	---	750,637.20
MARYVILLE TREATMT CENTER	09.155	2639	6,164,597.00	5,851,182.61	---	313,414.39

**STATE OF MISSOURI
SUMMARY OF APPROPRIATION ACTIVITY
GENERAL FUND - GENERAL REVENUE FUNDS
FOR THE APPROPRIATION YEAR 2017**

	H.B. No.	Appr. No.	Appropriations	Expenditures and Transfers Out	Reappropriations to 2018	Lapse of Appropriations
SOUTH EAST CORR CTR PS	09.180	3078	13,308,291.00	12,986,144.19	---	322,146.81
CROSSROADS CORR CTR	09.160	3740	12,826,348.00	11,775,699.83	---	1,050,648.17
MISSOURI EASTERN CORR CTR	09.110	4069	11,044,960.00	10,445,942.44	---	599,017.56
NORTHEAST CORR CTR	09.165	4127	17,325,686.00	16,079,450.74	---	1,246,235.26
CHILLICOTHE CORR CTR	09.115	4276	14,029,415.00	13,875,307.44	---	154,107.56
JEFFERSON CITY CORR CTR	09.085	4290	17,743,817.00	17,133,359.07	---	610,457.93
WOMENS EASTERN R&D	09.090	4294	14,208,801.00	14,018,580.15	---	190,220.85
OZARK CORR CTR	09.095	4296	5,702,942.00	5,558,587.53	---	144,354.47
TIPTON CORR CTR	09.145	4298	10,596,672.00	10,276,881.46	---	319,790.54
MOBERLY CORR CTR	09.100	4300	13,167,515.00	12,579,817.60	---	587,697.40
ALGOA CORR CTR	09.105	4302	10,954,445.00	10,412,822.02	---	541,622.98
DAI STAFF PS	09.075	4783	1,604,209.00	1,481,105.89	---	123,103.11
DAI STAFF E&E	09.075	4786	127,443.00	123,604.69	---	3,838.31
ST LOUIS COMM RELEASE CTR	09.230	4795	4,387,828.00	4,213,050.67	---	174,777.33
BOONVILLE CORR CTR	09.120	5260	10,229,167.00	9,548,075.25	---	681,091.75
WAGE & DISCHARGE COSTS	09.080	5514	3,259,031.00	3,161,194.90	---	97,836.10
FARMINGTON CORR CTR	09.125	6284	19,701,936.00	19,087,210.08	---	614,725.92
FULTON RCP & DGN CORR CTR	09.140	7052	14,135,681.00	13,712,457.08	---	423,223.92
TOXICOLOGY	09.210	7264	517,125.00	501,287.81	---	15,837.19
WESTERN MO CORR CTR	09.130	8113	16,242,445.00	14,857,859.36	---	1,384,585.64
POTOSI CORR CTR	09.135	8115	11,275,032.00	10,804,921.32	---	470,110.68
MAINTENANCE & REPAIR	09.070	8820	5,550,270.00	5,550,118.78	---	151.22
KC REENTRY CENTER PS	09.185	9365	3,536,190.00	2,981,664.09	---	554,525.91
INSTITUTIONAL E&E POOL	09.070	9860	9,469,504.00	9,461,959.19	---	7,544.81
<u>Division of Probation and Parole</u>						
DOC COMMAND CENTER E&E	09.235	1465	4,900.00	4,712.04	---	187.96
EM PILOT	09.250	1609	500,000.00	---	---	500,000.00
P&P STAFF PS	09.225	1738	65,858,903.00	63,905,664.63	---	1,953,238.37
P&P STAFF E&E	09.225	1742	3,592,863.00	3,484,535.12	---	108,327.88
DOC COMMAND CENTER PS	09.235	2646	579,462.00	534,843.25	---	44,618.75
COM SUPERVISION CNT PS	09.255	7319	4,201,214.00	4,154,805.69	---	46,408.31
COM SUPERVISION CNT E&E	09.255	7320	930,055.00	901,714.25	---	28,340.75
LOCAL SENTENCING INITIAT	09.240	8092	2,000,000.00	967,554.09	---	1,032,445.91
Subtotals			11,613,137,843.00	10,846,740,996.16	68,678,991.00	697,717,855.84

Appropriated Transfers Out To:

Fourth State Building Bond and Interest - Series A 2010 Fund (0210)	01.010	T001	1,070,875.00	1,063,353.40	---	4,524.60
Fourth State Building Bond and Interest - Series A 2012 Fund (0212)	01.010	T001	24,798,400.00	24,696,315.73	---	105,081.27
Water Pollution Control Bond and Interest - Series A 2007 Fund (0207)	01.020	T002	2,010,432.00	1,996,413.69	---	11,738.31
Water Pollution Control Bond and Interest - Series A 2010 Fund (0209)	01.020	T002	8,499,182.00	8,431,533.82	---	49,574.18
Water Pollution Control Bond and Interest - Series A 2012 Fund (0213)	01.020	T002	15,021,567.00	14,953,998.68	---	87,922.32
Stormwater Control Bond and Interest - Series A 2010 Fund (0211)	01.030	T003	1,787,750.00	1,739,301.71	---	48,448.29
Outstanding Schools Trust Fund (0287)	02.245	T008	836,600,000.00	836,600,000.00	---	---
Academic Scholarship Fund (0840)	03.045	T010	17,191,366.00	17,191,366.00	---	---
Marguerite Ross Barnett Scholarship Fund (0131)	03.075	T017	413,375.00	400,974.00	---	12,401.00
Access Missouri Financial Assistance Fund (0791)	03.055	T025	49,665,640.00	48,175,671.00	---	1,489,969.00
General Revenue Fund (0101)	05.260	T032	251.00	251.00	---	---
Facilities Maintenance Reserve Fund (0124)	18.015	T042	73,400,000.00	---	---	73,400,000.00
State School Money Fund (0616)	02.270	T045	2,000.00	1,807.81	---	192.19
Missouri Dairy Industry Revitalization Fund (0414)	06.085	T050	2,500,000.00	70,000.00	---	2,430,000.00
State Capitol Commission Fund (0745)	12.506	T059	15,000.00	---	---	15,000.00
State Elections Subsidy Fund (0686)	12.070	T107	4,284,000.00	3,213,000.00	---	1,071,000.00
Election Admin Improvement Fund (0157)	12.080	T114	4,034,443.00	273,894.78	---	3,760,548.22
Missouri Water Development Fund (0174)	06.265	T117	477,098.00	477,097.48	---	0.52
Missouri Moves Fund (0418)	04.411	T127	20,000,000.00	---	---	20,000,000.00
Livestock Feed Crop Input Loan Fund (0914)	06.070	T128	5,000.00	---	---	5,000.00
General Revenue Fund (0101)	14.110	T152	5,800,000.00	5,694,870.02	---	105,129.98
Intergovernmental Transfer Fund (0139)	10.065	T159	216,335,680.00	211,907,838.43	---	4,427,841.57
General Revenue Fund (0101)	11.535	T160	96,885,215.00	82,911,914.25	---	13,973,300.75
Line of Duty Compensation Fund (0939)	07.860	T167	450,000.00	149,981.00	---	300,019.00
Ambulance Service Reimbursement Allowance Fund (0958)	11.495	T200	19,522,756.00	7,671,671.00	---	11,851,085.00
State Legal Expense Fund (0692)	05.120	T204	19,995,000.00	19,983,783.64	---	11,216.36
A+ Schools Fund (0955)	03.065	T269	15,953,878.00	12,475,262.00	---	3,478,616.00
Debt Offset Escrow Fund (0753)	04.110	T270	13,797,384.00	12,784,590.37	---	1,012,793.63
Missouri Military Family Relief Fund (0719)	04.140	T278	52,000.00	38,302.07	---	13,697.93
Childhood Lead Testing Fund (0899)	04.140	T279	25,000.00	19,167.58	---	5,832.42
State Highways and Transportation Department Fund (0644)	14.040	T280	137,256.00	137,256.00	---	---
General Revenue Fund (0101)	05.525	T285	73,418.00	72,752.00	---	666.00
Social Security Contributions Fund (0702)	05.450	T291	76,057,250.00	73,811,258.29	---	2,245,991.71
Social Security Contributions Fund (0702)	05.450	T293	854,175.00	671,485.04	---	182,689.96

**STATE OF MISSOURI
SUMMARY OF APPROPRIATION ACTIVITY
GENERAL FUND - GENERAL REVENUE FUNDS
FOR THE APPROPRIATION YEAR 2017**

	H.B. No.	Appr. No.	Appropriations	Expenditures and Transfers Out	Reappropriations to 2018	Lapse of Appropriations
State Retirement Contributions Fund (0701)	05.465	T295	208,143,086.00	201,434,861.04	---	6,708,224.96
State Retirement Contributions Fund (0701)	05.465	T297	2,228,138.00	1,609,834.89	---	618,303.11
Missouri Consolidated Health Care Plan Benefit Fund (0765)	05.490	T302	242,878,844.00	242,625,889.46	---	252,954.54
Missouri Consolidated Health Care Plan Benefit Fund (0765)	05.490	T304	2,272,637.00	2,026,445.33	---	246,191.67
General Revenue Fund (0101)	05.260	T309	22,704.00	22,704.00	---	---
Missouri Supplemental Tax Increment Financing Fund (0848)	07.065	T352	23,772,860.00	19,433,134.40	---	4,339,725.60
Missouri Technology Investment Fund (0172)	07.040	T354	22,910,000.00	13,356,900.00	---	9,553,100.00
Missouri Job Development Fund (0600)	07.130	T355	6,315,666.00	5,126,196.00	---	1,189,470.00
Missouri Arts Council Trust Fund (0262)	07.100	T357	6,060,000.00	4,637,100.00	---	1,422,900.00
Missouri Humanities Council Trust Fund (0177)	07.105	T358	1,010,000.00	772,850.00	---	237,150.00
Division of Tourism Supplemental Revenue Fund (0274)	07.155	T359	25,948,443.00	20,714,990.00	---	5,233,453.00
Federal Reimbursement Allowance Fund (0142)	11.565	T412	632,107,500.00	579,680,537.00	---	52,426,963.00
General Revenue Fund (0101)	11.570	T413	632,107,500.00	579,680,537.00	---	52,426,963.00
Nursing Facility Federal Reimbursement Allowance Fund (0196)	11.575	T414	210,950,510.00	195,053,491.00	---	15,897,019.00
Library Networking Fund (0822)	12.120	T417	1,010,000.00	772,850.00	---	237,150.00
Abandoned Fund Account Fund (0863)	12.165	T418	3,889,808.00	3,889,807.48	---	0.52
Attorney General's Court Costs Fund (0603)	12.225	T423	165,600.00	165,600.00	---	---
Antitrust Revolving Fund (0666)	12.230	T424	69,000.00	69,000.00	---	---
Missouri Public Broadcasting Corporation Special Fund (0887)	07.110	T431	1,010,000.00	772,850.00	---	237,150.00
General Revenue Fund (0101)	05.260	T435	23,671.00	23,671.00	---	---
Missouri Qualified Biodiesel Producer Incentive Fund (0777)	06.020	T443	9,903,925.00	3,850,638.00	---	6,053,287.00
Hazardous Waste Fund (0676)	06.225	T453	961,176.00	961,176.00	---	---
State School Money Fund (0616)	02.235	T454	129,928,228.00	129,928,228.00	---	---
Historic Preservation Revolving Fund (0430)	06.295	T464	930,000.00	695,250.00	---	234,750.00
Labor and Industrial Relations Administrative Fund (0122)	07.805	T470	321,772.00	312,119.00	---	9,653.00
Utilicare Stabilization Fund (0134)	11.165	T482	4,000,000.00	---	---	4,000,000.00
General Revenue Fund (0101)	05.260	T497	2,710.00	2,710.00	---	---

General Revenue Fund (0101)	05.260	T501	3,493.00	3,493.00	---	---
Organ Donor Program Fund (0824)	04.140	T505	36,000.00	23,234.21	---	12,765.79
General Revenue Fund (0101)	05.245	T506	1.00	---	---	1.00
Foster Care and Adoptive Parents Retention and Recruitment Fund (0979)	04.140	T507	5,000.00	3,484.91	---	1,515.09
Developmental Disabilities Waiting List Equity Trust Fund (0986)	04.140	T509	5,000.00	1,186.57	---	3,813.43
Puppy Protection Trust Fund (0985)	04.140	T510	10,000.00	7,350.63	---	2,649.37
American Red Cross Trust Fund (0987)	04.140	T511	10,000.00	3,525.00	---	6,475.00
Natural Resources Cost Allocation Fund (0500)	06.330	T514	7,590.00	7,000.00	---	590.00
Natural Resources Cost Allocation Fund (0500)	06.330	T516	3,080.00	2,965.00	---	115.00
Judiciary Education and Training Fund (0847)	12.310	T524	1,387,567.00	1,387,567.00	---	---
Elderly Home-Delivered Meals Trust Fund (0296)	04.140	T526	65,000.00	53,655.41	---	11,344.59
Veterans Trust Fund (0579)	04.140	T527	70,000.00	48,808.72	---	21,191.28
Children's Trust Fund (0694)	04.140	T528	102,700.00	67,622.23	---	35,077.77
Missouri National Guard Trust Fund (0900)	04.140	T529	25,000.00	15,297.96	---	9,702.04
Natural Resources Cost Allocation Fund (0500)	06.330	T536	8,891.00	8,020.00	---	871.00
Circuit Courts Escrow Fund (0718)	04.115	T537	2,518,749.00	2,210,258.18	---	308,490.82
General Revenue Fund (0101)	05.235	T538	500,000,000.00	500,000,000.00	---	---
Budget Reserve Fund (0100)	05.240	T539	500,000,000.00	500,000,000.00	---	---
Secretary of State's Technology Trust Account Fund (0266)	05.255	T540	128,865.00	90,024.73	---	38,840.27
Nursing Facility Quality of Care Fund (0271)	05.255	T540	286.00	200.00	---	86.00
State School Money Fund (0616)	05.255	T540	4,132.00	2,886.70	---	1,245.30
General Revenue Fund (0101)	05.255	T541	1.00	0.01	---	0.99
Investors Restitution Fund (0741)	05.255	T541	1,379.00	1,378.49	---	0.51
General Revenue Fund (0101)	12.185	T548	3,000,000.00	---	---	3,000,000.00
Budget Reserve Fund (0100)	05.245	T550	2,999,999.00	2,265,945.20	---	734,053.80
General Revenue Fund (0101)	11.475	T558	10,990,982.00	---	---	10,990,982.00
Mental Health Intergovernmental Transfer Fund (0147)	05.235	T566	23,305,253.00	5,990,162.00	---	17,315,091.00
Blind Pension Fund (0621)	05.235	T566	51,694,747.00	13,287,129.00	---	38,407,618.00
Budget Reserve Fund (0100)	05.250	T571	1,556,828.00	1,556,828.00	---	---
General Revenue Fund (0101)	05.250	T572	1.00	---	---	1.00
General Revenue Fund (0101)	05.260	T574	4,647.00	4,647.00	---	---
Access Missouri Financial Assistance Fund (0791)	03.055	T576	50,000.00	30,000.00	---	20,000.00
Access Missouri Financial Assistance Fund (0791)	03.055	T577	2,000,000.00	---	---	2,000,000.00
Pharmacy Reimbursement Allowance Fund (0144)	11.445	T634	38,737,111.00	35,463,699.00	---	3,273,412.00
General Revenue Fund (0101)	11.450	T635	38,737,111.00	35,463,699.00	---	3,273,412.00
General Revenue Fund (0101)	05.260	T658	105,354.00	105,354.00	---	---

**STATE OF MISSOURI
SUMMARY OF APPROPRIATION ACTIVITY
GENERAL FUND - GENERAL REVENUE FUNDS
FOR THE APPROPRIATION YEAR 2017**

	H.B. No.	Appr. No.	Appropriations	Expenditures and Transfers Out	Reappropriations to 2018	Lapse of Appropriations
General Revenue Fund (0101)	05.260	T662	173.00	173.00	---	---
General Revenue Fund (0101)	05.260	T691	3,059.00	3,059.00	---	---
General Revenue Fund (0101)	05.260	T735	554.00	554.00	---	---
General Revenue Fund (0101)	05.260	T759	1,480.00	1,480.00	---	---
General Revenue Fund (0101)	05.260	T769	594,791.00	594,791.00	---	---
General Revenue Fund (0101)	05.260	T774	44,580.00	44,580.00	---	---
General Revenue Fund (0101)	05.260	T786	3,901.00	3,901.00	---	---
General Revenue Fund (0101)	05.260	T795	15,865.00	15,865.00	---	---
General Revenue Fund (0101)	05.260	T796	5,154.00	5,154.00	---	---
General Revenue Fund (0101)	05.260	T802	1,863.00	1,863.00	---	---
General Revenue Fund (0101)	05.260	T828	5,282.00	5,282.00	---	---
General Revenue Fund (0101)	05.260	T857	132,682.00	132,682.00	---	---
Drug Court Resources Fund (0733)	12.325	T884	7,491,971.00	6,741,971.00	---	750,000.00
Labor and Industrial Relations Administrative Fund (0122)	07.810	T889	146,051.00	141,669.00	---	4,382.00
Economic Development Administrative Fund (0547)	07.010	T897	55,900.00	55,900.00	---	---
General Revenue Fund (0101)	05.260	T914	706.00	706.00	---	---
Academic Scholarship Fund (0840)	03.045	T931	2,000,000.00	1,600,000.00	---	400,000.00
Fulton State Hospital Bond and Interest - Series 2014 Fund (0396)	05.190	T932	14,200,000.00	6,910,845.17	---	7,289,154.83
State Supplemental Downtown Development Fund (0766)	07.075	T936	1,553,651.00	1,347,388.63	---	206,262.37
Downtown Revitalization Preservation Fund (0907)	07.085	T939	200,000.00	135,012.71	---	64,987.29
State Property Preservation Fund (0128)	05.105	T945	1.00	---	---	1.00
Pediatric Cancer Res Trust Fund (0959)	04.140	T947	5,000.00	2,928.69	---	2,071.31
Single-Purpose Animal Facilities Loan Guarantee Fund (0409)	06.050	T959	5,000.00	---	---	5,000.00
Agricultural Product Utilization Business Development Loan Program Fund (0412)	06.050	T960	15,000.00	---	---	15,000.00
Workers Memorial Fund (0895)	04.140	T976	14,200.00	6,050.81	---	8,149.19
Missouri National Guard Foundation Fund (0494)	04.140	T978	6,000.00	721.00	---	5,279.00
General Revenue Fund (0101)	04.145	T989	1,120.00	71.00	---	1,049.00
American Cancer Society, Heartland Division, Inc. Fund (0700)	04.140	T990	10,000.00	6,487.15	---	3,512.85

ALS Lou Gehrig's Disease Fund (0703)	04.140	T991	5,000.00	1,627.00	---	3,373.00
Muscular Dystrophy Association Fund (0707)	04.140	T993	4,000.00	626.00	---	3,374.00
Arthritis Foundation Fund (0708)	04.140	T994	2,000.00	735.00	---	1,265.00
National Multiple Sclerosis Society Fund (0709)	04.140	T995	4,100.00	1,831.00	---	2,269.00
American Diabetes Association Gateway Area Fund (0713)	04.140	T996	5,000.00	2,982.61	---	2,017.39
American Heart Association Fund (0714)	04.140	T997	5,000.00	2,922.83	---	2,077.17
March of Dimes Fund (0716)	04.140	T998	5,000.00	1,764.00	---	3,236.00
Subtotals			<u>4,900,778,020.00</u>	<u>4,511,111,525.94</u>	<u>---</u>	<u>389,666,494.06</u>
Totals			<u><u>\$ 16,513,915,863.00</u></u>	<u><u>\$ 15,357,852,522.10</u></u>	<u><u>\$ 68,678,991.00</u></u>	<u><u>\$ 1,087,384,349.90</u></u>

**STATE OF MISSOURI
SUMMARY OF APPROPRIATION ACTIVITY
GENERAL FUND - FEDERAL FUNDS
FOR THE APPROPRIATION YEAR 2017**

	H.B. No.	Appr. No.	Appropriations	Expenditures and Transfers Out	Reappropriations to 2018	Lapse of Appropriations
<u>JUDICIARY</u>						
Judiciary Fund (0137)						
JUDICIARY LEASING	13.005	6084	\$ 20,137.00	\$ 19,605.59	\$ ---	\$ 531.41
<u>Judicial Proceedings and Review</u>						
Judiciary Fund (0137)						
JUD PROCEED & REVIEW PS	12.300	6755	510,189.00	134,708.61	---	375,480.39
<u>Office of State Courts Administrator</u>						
Judiciary Fund (0137)						
COURT IMPROVE PROJ E&E	12.305	0734	5,609,649.00	5,148,309.79	---	461,339.21
JUDICIAL TRNG & ED E&E	12.305	6915	225,000.00	---	---	225,000.00
COURT IMPROVE PROJ PS	12.305	8378	2,419,416.00	2,003,731.67	---	415,684.33
<u>Circuit Courts</u>						
Third Party Liability Collections Fund (0120)						
CIRCUIT PERSONNEL PS	12.320	3754	269,217.00	171,994.69	---	97,222.31
CIRCUIT PERSONNEL E&E	12.320	3805	128,039.00	121,369.23	---	6,669.77
Judiciary Fund (0137)						
CIRCUIT PERSONNEL PS	12.320	0950	3,778,602.00	1,669,966.99	---	2,108,635.01
CIRCUIT PERSONNEL E&E	12.320	2003	1,829,661.00	1,627,512.72	---	202,148.28
<u>Public Defender</u>						
Office of the State Public Defender Fund (0112)						
GRANTS	12.400	4006	125,000.00	---	---	125,000.00
<u>EXECUTIVE</u>						
<u>Governor's Office</u>						
Economic Development - Community Development Block Grant (Administration) Fund (0123)						
FERGUSON COMMISSION	12.005	9786	275,000.00	---	---	275,000.00
Social Services and Other Sources Fund (0610)						
FERGUSON COMMISSION	12.005	9785	500,000.00	---	---	500,000.00

Elections

Election Admin Improvement Fund (0157)						
ELECTION ADMIN IMPRVM E&E	12.065	3562	5,229,232.00	3,508,131.90	---	1,721,100.10
SEC OF STATE PS	12.035	4490	278,713.00	138,835.55	---	139,877.45
FED ELECTION REFORM	12.065	6684	3,737,263.00	1,663,714.43	---	2,073,548.57
Election Improvement Revolving Loan Fund (0158)						
FED ELECTION REFORM	12.065	6810	50,000.00	---	---	50,000.00

Record Services

Secretary of State Records Fund (0150)						
REGRANT PROGRAM	12.085	6896	50,000.00	10,459.59	---	39,540.41
Secretary of State - Federal and Other Fund (0166)						
GRANTS AND PROJECTS	12.040	2522	200,000.00	---	---	200,000.00

Library Services

Secretary of State Fund (0195)						
SEC OF STATE PS	12.035	4193	254,066.00	138,451.97	---	115,614.03
SEC OF STATE E&E	12.035	4194	227,574.00	73,607.44	---	153,966.56
FED AID PUBLIC LIBRARY	12.110	4199	4,125,000.00	2,655,983.61	---	1,469,016.39

State Auditor

State Auditor - Federal Fund (0115)						
STATE AUDITOR PS	12.145	4508	888,870.00	597,805.59	---	291,064.41
STATE AUDITOR E&E	12.145	4509	30,123.00	30,123.00	---	---

Attorney General

Attorney General Fund (0136)						
DOMESTIC VIOLENCE	12.200	2885	100,000.00	---	---	100,000.00
ATTORNEY GENERAL LEASING	13.005	3186	119,577.00	119,437.11	---	139.89
MEDICAID FRAUD UNIT PS	12.205	4025	1,000,114.00	1,000,114.00	---	---
MEDICAID FRAUD UNIT E&E	12.205	4026	1,082,276.00	108,006.45	---	974,269.55
ATTORNEY GENERAL PS	12.195	4057	1,909,034.00	1,203,276.71	---	705,757.29
ATTORNEY GENERAL E&E	12.195	4058	761,011.00	273,979.62	---	487,031.38
ATTORNEY GENERAL ST OWNED	13.010	7779	129,240.00	128,863.68	---	376.32

Missouri Office of Prosecution Services

Attorney General Fund (0136)						
OFFICE OF PROS SVS PS	12.210	2019	202,603.00	192,377.97	---	10,225.03
OFFICE OF PROS SVS E&E	12.210	2318	872,486.00	191,239.31	---	681,246.69

**STATE OF MISSOURI
SUMMARY OF APPROPRIATION ACTIVITY
GENERAL FUND - FEDERAL FUNDS
FOR THE APPROPRIATION YEAR 2017**

	<u>H.B. No.</u>	<u>Appr. No.</u>	<u>Appropriations</u>	<u>Expenditures and Transfers Out</u>	<u>Reappropriations to 2018</u>	<u>Lapse of Appropriations</u>
<u>OFFICE OF ADMINISTRATION</u>						
Office of Administration Fund (0135)						
CMIA-FEDERAL PAYMENTS	05.230	9177	20,000.00	---	---	20,000.00
DISASTER REIMBURSEMENT	17.290	9278	250,000.00	---	250,000.00	---
<u>Commissioner's Office</u>						
Health Fund (0143)						
ALTERNATIVES TO ABORTION	05.160	8327	50,000.00	---	---	50,000.00
Temporary Assistance for Needy Families Fund (0199)						
ALTRNTVS TO ABORTION-TANF	05.160	1267	4,300,000.00	3,508,616.42	---	791,383.58
<u>Division of Accounting</u>						
Vocational Rehabilitation Fund (0104)						
UNEMPLOYMENT BENEFITS	05.480	5979	24,080.00	24,079.31	---	0.69
Elementary and Secondary Education Fund (0105)						
UNEMPLOYMENT BENEFITS	05.480	5980	4,093.00	---	---	4,093.00
TEACHER RETIREMENT CONTR	05.475	9857	33,000.00	8,907.01	---	24,092.99
State Auditor - Federal Fund (0115)						
UNEMPLOYMENT BENEFITS	05.480	6333	1,000.00	---	---	1,000.00
Higher Education Fund (0116)						
UNEMPLOYMENT BENEFITS	05.480	6335	3,100.00	---	---	3,100.00
Labor and Industrial Relations - Commission on Human Rights Fund (0117)						
UNEMPLOYMENT BENEFITS	05.480	2306	1,215.00	---	---	1,215.00
Third Party Liability Collections Fund (0120)						
UNEMPLOYMENT BENEFITS	05.480	7077	2,023.00	1,633.14	---	389.86
Labor and Industrial Relations Administrative Fund (0122)						
UNEMPLOYMENT BENEFITS	05.480	6145	1,281.00	1,280.00	---	1.00
Economic Development - Community Development Block Grant (Administration) Fund (0123)						
UNEMPLOYMENT BENEFITS	05.480	7473	410.00	---	---	410.00
Multimodal Operations Fund (0126)						
UNEMPLOYMENT BENEFITS	05.480	8355	1,650.00	---	---	1,650.00

Corrections Fund (0130)						
UNEMPLOYMENT BENEFITS	05.480	6796	739.00	---	---	739.00
Agriculture Fund (0133)						
UNEMPLOYMENT BENEFITS	05.480	1152	1,000.00	---	---	1,000.00
Office of Administration Fund (0135)						
FLOOD CONTROL	05.270	0132	1,800,000.00	39,713.52	---	1,760,286.48
NATIONAL FOREST	05.275	0133	8,000,000.00	2,756,490.47	---	5,243,509.53
UNEMPLOYMENT BENEFITS	05.480	7896	4,000.00	---	---	4,000.00
Attorney General Fund (0136)						
UNEMPLOYMENT BENEFITS	05.480	5981	6,918.00	240.69	---	6,677.31
Judiciary Fund (0137)						
UNEMPLOYMENT BENEFITS	05.480	5982	18,529.00	5,041.36	---	13,487.64
Natural Resources Fund (0140)						
UNEMPLOYMENT BENEFITS	05.480	6336	10,181.00	5,341.71	---	4,839.29
Health Fund (0143)						
UNEMPLOYMENT BENEFITS	05.480	5983	62,827.00	33,969.49	---	28,857.51
State Emergency Management Fund (0145)						
UNEMPLOYMENT BENEFITS	05.480	2321	5,468.00	---	---	5,468.00
Mental Health Fund (0148)						
UNEMPLOYMENT BENEFITS	05.480	5984	91,477.00	59,505.76	---	31,971.24
Public Safety Fund (0152)						
UNEMPLOYMENT BENEFITS	05.480	5985	9,590.00	---	---	9,590.00
Job Development and Training Fund (0155)						
UNEMPLOYMENT BENEFITS	05.480	5986	16,284.00	16,283.14	---	0.86
Election Admin Improvement Fund (0157)						
UNEMPLOYMENT BENEFITS FED	05.480	4254	1,028.00	1,026.66	---	1.34
OA Information Technology Fund (0165)						
UNEMPLOYMENT BENEFITS	05.480	4264	766.00	---	---	766.00
Assistive Technology Fund (0188)						
UNEMPLOYMENT BENEFITS	05.480	6670	2,166.00	---	---	2,166.00
Adjutant General Fund (0190)						
UNEMPLOYMENT BENEFITS	05.480	5987	17,086.00	17,084.97	---	1.03
Community Service Commission Fund (0197)						
UNEMPLOYMENT BENEFITS FED	05.480	6340	9,687.00	---	---	9,687.00
Temporary Assistance for Needy Families Fund (0199)						
UNEMPLOYMENT BENEFITS	05.480	5988	36,958.00	21,848.75	---	15,109.25
Social Services and Other Sources Fund (0610)						
UNEMPLOYMENT BENEFITS	05.480	3176	293,377.00	138,175.32	---	155,201.68
TEACHER RETIREMENT CONTR	05.475	5172	7,000.00	3,077.31	---	3,922.69
Justice Assistance Grant Program Fund (0782)						
UNEMPLOYMENT BENEFITS	05.480	7474	700.00	698.76	---	1.24

**STATE OF MISSOURI
SUMMARY OF APPROPRIATION ACTIVITY
GENERAL FUND - FEDERAL FUNDS
FOR THE APPROPRIATION YEAR 2017**

	<u>H.B. No.</u>	<u>Appr. No.</u>	<u>Appropriations</u>	<u>Expenditures and Transfers Out</u>	<u>Reappropriations to 2018</u>	<u>Lapse of Appropriations</u>
Energy Federal Fund (0866)						
UNEMPLOYMENT BENEFITS	05.480	9200	800.00	---	---	800.00
Unemployment Compensation Administration Fund (0948)						
UNEMPLOYMENT BENEFITS	05.480	2242	34,366.00	11,731.80	---	22,634.20
<u>Information Technology Services Division</u>						
Labor and Industrial Relations Administrative Fund (0122)						
FED DOLIR IT CONSOL PS	05.020	1987	3,587,070.00	2,461,667.02	---	1,125,402.98
FED DOLIR IT CONSOL E&E	05.020	3654	419,981.00	333,788.83	---	86,192.17
OA Information Technology Fund (0165)						
FED IT CONSOLIDATION PS	05.020	1283	15,177,965.00	10,209,480.56	---	4,968,484.44
FED IT CONSOLIDATION E&E	05.020	1285	55,958,077.00	33,894,469.86	---	22,063,607.14
<u>Office of Child Advocate</u>						
Office of Administration Fund (0135)						
OFFICE CHILD ADVOCATE PS	05.135	6323	128,189.00	128,159.33	---	29.67
OFFICE CHILD ADVOCATE E&E	05.135	6324	14,825.00	14,640.42	---	184.58
<u>DEPARTMENT OF AGRICULTURE</u>						
Agriculture Fund (0133)						
AGRICULTURE STATE OWNED	13.010	7677	19,667.00	19,667.00	---	---
<u>Office of the Director</u>						
Agriculture Fund (0133)						
DIRECTOR'S OFFICE E&E	06.005	0531	284,883.00	---	---	284,883.00
DIR OFFICE FED PS	06.005	3234	199,293.00	171,363.21	---	27,929.79
DIR OFFICE FED E&E	06.005	3257	3,219,408.00	767,681.20	---	2,451,726.80
<u>Division of Animal Health</u>						
Agriculture Fund (0133)						
ANIMAL HEALTH ADMIN PS	06.095	0245	788,352.00	705,652.58	---	82,699.42
ANIMAL HEALTH ADMIN E&E	06.095	8829	566,383.00	399,451.18	---	166,931.82

Division of Grain Inspection and Warehousing

Agriculture Fund (0133)						
GRAIN REGULATORY SVS PS	06.105	6119	9,087.00	5,995.11	---	3,091.89
GRAIN REGULATORY SVS E&E	06.105	6120	11,211.00	7,057.17	---	4,153.83

Division of Plant Industries

Agriculture Fund (0133)						
PLANT INDUSTRIES PRGM PS	06.115	0255	735,343.00	633,685.38	---	101,657.62
PLANT INDUSTRIES PRGM E&E	06.115	0259	935,883.00	428,641.62	---	507,241.38
GYPSY MOTH CNTRL PRGM	06.115	1825	60,000.00	---	---	60,000.00
GYPSY MOTH CNTRL PRGM PS	06.115	3559	30,951.00	10,965.00	---	19,986.00
GYPSY MOTH CNTRL PRGM E&E	06.115	3560	11,388.00	10,562.02	---	825.98

Division of Weights, Measures and Consumer Protection

Agriculture Fund (0133)						
WEIGHTS & MEASURES E&E	06.120	2572	50,000.00	5,143.93	---	44,856.07
WEIGHTS & MEASURES PS	06.120	6662	38,290.00	24,228.29	---	14,061.71

Agriculture Business Development

Agriculture Fund (0133)						
AGRI BUSINESS DEV PS	06.030	5279	62,205.00	7,164.36	---	55,040.64
AGRI BUSINESS DEV E&E	06.030	5280	193,210.00	106,919.58	---	86,290.42

State Land Survey

Agriculture Fund (0133)						
LAND SURVEY RESTOR PROJ	06.125	8831	60,000.00	---	---	60,000.00

DEPARTMENT OF INSURANCE, FINANCIAL INSTITUTIONS AND PROFESSIONAL REGISTRATION

MDI Fund (0192)						
HEALTH INSUR COUNSELING	07.435	0794	1,250,000.00	1,219,999.69	---	30,000.31
IMPLEMENT FED GRANTS PS	07.410	7885	478,096.00	---	---	478,096.00
IMPLEMENT FED GRANTS E&E	07.410	7886	64,511.00	---	---	64,511.00

DEPARTMENT OF ECONOMIC DEVELOPMENT

Job Development and Training Fund (0155)						
DED LEASING	13.005	1980	1,345,907.00	950,440.52	---	395,466.48
DED STATE OWNED	13.010	7692	721,009.00	695,020.03	---	25,988.97

**STATE OF MISSOURI
SUMMARY OF APPROPRIATION ACTIVITY
GENERAL FUND - FEDERAL FUNDS
FOR THE APPROPRIATION YEAR 2017**

	H.B. No.	Appr. No.	Appropriations	Expenditures and Transfers Out	Reappropriations to 2018	Lapse of Appropriations
Energy Federal Fund (0866)						
DED STATE OWNED	13.010	8841	44,236.00	43,794.09	---	441.91
<u>Administrative Services</u>						
Economic Development - Community Development						
Block Grant (Administration) Fund (0123)						
ADMINISTRATIVE SVS PS	07.005	1018	48,846.00	23,476.75	---	25,369.25
ADMINISTRATIVE SVS E&E	07.005	2275	1,777.00	146.86	---	1,630.14
Job Development and Training Fund (0155)						
ADMINISTRATIVE SVS PS	07.005	1019	1,079,940.00	649,666.80	---	430,273.20
ADMINISTRATIVE SVS E&E	07.005	2172	420,691.00	59,502.84	---	361,188.16
<u>Division of Business and Community Services</u>						
Economic Development - Community Development						
Block Grant (Pass-through) Fund (0118)						
CDBG REAPPROPRIATIONS	07.045	9363	44,725,000.00	30,268,895.69	---	14,456,104.31
CDBG BUDGET YEAR APPROPS	07.045	9364	15,000,000.00	351,619.85	---	14,648,380.15
Economic Development - Community Development						
Block Grant (Administration) Fund (0123)						
CDBG ADMIN PS	07.045	9359	806,966.00	473,284.97	---	333,681.03
CDBG ADMIN EE	07.045	9360	250,251.00	154,423.27	---	95,827.73
Economic Development Fund (0129)						
IDEA PROGRAM	07.050	8088	6,886,222.00	928,454.94	---	5,957,767.06
GROW MO PROGRAM	07.050	8089	2,500,000.00	---	---	2,500,000.00
Job Development and Training Fund (0155)						
MARKETING PS	07.015	2429	51,379.00	---	---	51,379.00
MO ECO RES INFO CNTR PS	07.015	3701	1,530,483.00	970,967.52	---	559,515.48
MO ECO RES INFO CNTR E&E	07.015	3702	302,933.00	61,286.70	---	241,646.30
Community Service Commission Fund (0197)						
MO COMMUNITY SVS COMM	07.090	2184	3,750,000.00	3,748,488.78	---	1,511.22
MO COMMUNITY SVS COMM PS	07.090	3642	199,780.00	164,958.44	---	34,821.56
<u>Division of Workforce Development</u>						
Job Development and Training Fund (0155)						
WORKFORCE DEVELOPMENT PS	07.115	0584	16,894,874.00	10,690,358.38	---	6,204,515.62
JOB TRAINING	07.120	0585	76,859,293.00	48,260,941.88	---	28,598,351.12
TAA & JTPA PROGRAMS	07.120	0594	15,000,000.00	6,057,674.57	---	8,942,325.43

WORKFORCE DEVELOPMENT E&E	07.115	2190	4,018,529.00	1,396,816.38	---	2,621,712.62
WOMEN'S COUNCIL ADMIN PS	07.145	7040	58,484.00	---	---	58,484.00
WOMEN'S COUNCIL ADMIN E&E	07.145	7041	12,765.00	2,817.53	---	9,947.47
Show-Me Heroes Fund (0995)						
WORKFORCE DEVELOPMENT	07.115	3048	500,000.00	62,671.75	---	437,328.25

Division of Energy

Energy Federal Fund (0866)						
ENERGY DIV OPERATING PS	07.160	8800	1,111,318.00	829,309.43	---	282,008.57
ENERGY DIV OPERATING E&E	07.160	8804	609,299.00	161,869.93	---	447,429.07
ENERGY EFFICIENT SERVICES	07.160	8808	10,000,000.00	5,255,994.75	---	4,744,005.25
ENERGY EFFICIENT SERV ENC	07.160	8809	7,000,000.00	---	---	7,000,000.00

Missouri Council on the Arts

Economic Development - Missouri Council on the Arts Fund (0138)						
MO ARTS COUNCIL E&E	07.095	2188	632,514.00	436,630.33	---	195,883.67
MO ARTS COUNCIL PS	07.095	4357	352,043.00	237,308.27	---	114,734.73

DEPARTMENT OF ELEMENTARY AND SECONDARY EDUCATION

Vocational Rehabilitation Fund (0104)						
DESE LEASING	13.005	1035	2,118,894.00	1,962,805.15	---	156,088.85
FED GRANTS & DONATIONS PS	02.045	1583	3,500.00	---	---	3,500.00
DESE STATE OWNED	13.010	7660	704,854.00	658,074.96	---	46,779.04
FED GRANTS & DONATIONS EE	02.045	9052	46,500.00	---	---	46,500.00
Elementary and Secondary Education Fund (0105)						
DESE LEASING	13.005	1034	2,833.00	2,833.00	---	---
FED GRANTS & DONATIONS	02.045	4206	9,950,000.00	831,109.78	---	9,118,890.22
DESE STATE OWNED	13.010	7661	335,953.00	327,949.80	---	8,003.20
Charter Public School Commission Federal Fund (0175)						
CHARTER PUB SCHL FED	02.215	9260	500,000.00	---	---	500,000.00
Assistive Technology Fund (0188)						
DESE LEASING	13.005	2486	30,995.00	28,995.48	---	1,999.52

Division of Financial and Administrative Services

Vocational Rehabilitation Fund (0104)						
REFUNDS	02.010	8855	20,000.00	16,003.90	---	3,996.10
Elementary and Secondary Education Fund (0105)						
SCHOOL NUTRITION SERVICES	02.030	0496	318,031,026.00	306,370,738.80	---	11,660,287.20

**STATE OF MISSOURI
SUMMARY OF APPROPRIATION ACTIVITY
GENERAL FUND - FEDERAL FUNDS
FOR THE APPROPRIATION YEAR 2017**

	H.B. No.	Appr. No.	Appropriations	Expenditures and Transfers Out	Reappropriations to 2018	Lapse of Appropriations
DIV OF GENERAL ADMIN PS	02.005	0538	1,947,968.00	1,757,749.43	---	190,218.57
DIV OF GENERAL ADMIN E&E	02.005	2296	691,084.00	515,466.08	---	175,617.92
REFUNDS	02.010	7893	50,000.00	8,254.17	---	41,745.83
<u>Division of Learning Services</u>						
Elementary and Secondary Education Fund (0105)						
CHILD CARE DEV TRAINING	02.055	0027	399,500.00	199,933.10	---	199,566.90
CHARTER SCHOOLS	02.105	0047	2,432,000.00	1,059,534.29	---	1,372,465.71
TITLE I	02.080	0500	257,800,000.00	251,466,382.50	---	6,333,617.50
VOC ED-DISTRIBUTIONS	02.075	0513	21,000,000.00	20,986,259.90	---	13,740.10
EARLY CHILDHOOD PROGRAM	02.055	0947	500,000.00	313,304.95	---	186,695.05
SCHOOL AGE AFTERSCHL PROG	02.065	0948	21,908,383.00	16,673,973.97	---	5,234,409.03
TEACHER OF THE YEAR	02.130	1201	40,000.00	27,947.53	---	12,052.47
RIGHT FROM THE START	02.060	1202	900,000.00	761,511.20	---	138,488.80
SPECIAL EDUCATION-GRANT	02.160	2265	244,873,391.00	229,033,373.66	---	15,840,017.34
TROOPS TO TEACHERS E&E	02.155	2435	153,610.00	10,638.44	---	142,971.56
FEDERAL REFUGEES	02.120	3033	300,000.00	219,864.08	---	80,135.92
FIRST STEPS	02.170	4580	10,993,757.00	10,979,058.71	---	14,698.29
OTHER FEDERAL GRANTS	02.085	4600	1,500,000.00	1,104,561.37	---	395,438.63
PERFORM BASED ASSESSMENT	02.070	5632	7,800,000.00	5,465,409.26	---	2,334,590.74
RURAL/LOW INC SCHL GRANTS	02.110	5875	3,500,000.00	3,320,677.73	---	179,322.27
LANGUAGE ACQUISITION	02.115	5876	5,400,000.00	5,296,171.62	---	103,828.38
AP/DUAL CREDIT	02.095	6102	315,875.00	227,784.00	---	88,091.00
TITLE II IMP TEACHER QLTY	02.100	6218	44,000,000.00	41,365,129.18	---	2,634,870.82
DIV OF LEARNING SRVS PS	02.050	7812	6,687,139.00	5,191,179.93	---	1,495,959.07
DIV OF LEARNING SRVS E&E	02.050	7813	3,679,393.00	2,861,013.29	---	818,379.71
ADULT ED & LITERACY	02.150	9428	9,999,155.00	8,132,068.02	---	1,867,086.98
<u>Office of Special Education</u>						
Elementary and Secondary Education Fund (0105)						
BOARD OPERATED PS	02.015	0020	722,689.00	50,712.38	---	671,976.62
BOARD OPERATED E&E	02.015	2301	4,001,668.00	2,890,490.74	---	1,111,177.26
BD OPERATING MEDICAID E&E	02.015	3574	1,000,000.00	588,846.18	---	411,153.82
Assistive Technology Fund (0188)						
MO ASSISTIVE TECH-PS	02.225	2346	238,344.00	187,450.38	---	50,893.62
MO ASSISTIVE TECH-EE	02.225	2350	570,138.00	207,624.58	---	362,513.42

**Office of Adult Learning and
Rehabilitation Services**

Vocational Rehabilitation Fund (0104)

VOCATIONAL REHAB GRANT	02.135	0507	44,661,711.00	42,919,067.65	---	1,742,643.35
DISABILITY DETERMIN GRANT	02.140	0512	21,000,000.00	17,957,735.24	---	3,042,264.76
ADULT LEARN&REHAB SERV PS	02.050	0523	28,703,762.00	28,602,349.88	---	101,412.12
VOC REHAB GRANT FROM DMH	02.135	1294	1,000,000.00	1,000,000.00	---	---
ADULT LEARN&REHAB SERV EE	02.050	2317	4,944,474.00	3,272,772.15	---	1,671,701.85
INDEPENDENT LIVING CNTRS	02.145	2808	1,292,546.00	1,281,183.52	---	11,362.48

DEPARTMENT OF HIGHER EDUCATION

Higher Education Administration

Higher Education Fund (0116)

IMPROVE TEACHER GRNT PS	03.025	0795	38,806.00	28,564.95	---	10,241.05
IMPROVE TEACHER GRNT E&E	03.025	0796	10,000.00	5,939.69	---	4,060.31
IMPROVING TEACHER GRANT	03.025	1305	1,200,000.00	1,083,385.29	---	116,614.71
FED GRANTS/DONATIONS E&E	03.030	5316	999,000.00	---	---	999,000.00
FED GRANTS/DONATIONS	03.030	6229	1,000.00	---	---	1,000.00

**DEPARTMENT OF HEALTH AND
SENIOR SERVICES**

Health Fund (0143)

HEALTH LEASING	13.005	4182	1,924,158.00	1,835,973.12	---	88,184.88
REFUNDS	10.620	7330	100,000.00	52,891.95	---	47,108.05
HEALTH STATE OWNED	13.010	7758	894,499.00	892,527.96	---	1,971.04
DHSS - INSTITUTIONAL	13.015	8142	10,020.00	10,020.00	---	---

Office of the Director

Health Fund (0143)

PUBLIC HEALTH LAB PS	10.745	4174	874,938.00	874,765.95	---	172.05
PUBLIC HEALTH LAB E&E	10.745	4175	1,327,250.00	1,327,250.00	---	---
OFC OF MINORITY HLTH PS	10.735	7146	30,600.00	19,835.81	---	10,764.19
OFC WOMEN'S HEALTH PS	10.725	8171	170,495.00	133,308.05	---	37,186.95
OPCRH PS	10.725	8175	580,282.00	518,582.10	---	61,699.90
OPCRH E&E	10.725	8176	274,227.00	271,481.83	---	2,745.17
OPCRH PROGRAM	10.725	8183	978,866.00	966,198.16	---	12,667.84
SEXUAL VIOLNC VIC SVC E&E	10.725	8288	45,460.00	28,354.36	---	17,105.64
SEXUAL VIOLNC VICTIMS SVC	10.725	8289	746,674.00	682,128.35	---	64,545.65
DIRECTOR'S OFFICE PS	10.600	8445	1,235,836.00	1,144,171.83	---	91,664.17
DIRECTOR'S OFFICE E&E	10.600	8446	120,986.00	89,625.35	---	31,360.65

**STATE OF MISSOURI
SUMMARY OF APPROPRIATION ACTIVITY
GENERAL FUND - FEDERAL FUNDS
FOR THE APPROPRIATION YEAR 2017**

	H.B. No.	Appr. No.	Appropriations	Expenditures and Transfers Out	Reappropriations to 2018	Lapse of Appropriations
<u>Administration</u>						
Health Fund (0143)						
FEDERAL GRANTS E&E	10.625	2123	3,000,001.00	743,234.88	---	2,256,766.12
FEDERAL GRANTS PS	10.625	3946	103,019.00	62,878.03	---	40,140.97
ADMIN SHARED EXPENSES E&E	10.605	6806	50,277.00	30,249.32	---	20,027.68
DIVISION OF ADMIN PS	10.605	7695	2,445,881.00	2,302,984.14	---	142,896.86
DIVISION OF ADMIN E&E	10.605	7696	2,171,053.00	1,550,453.64	---	620,599.36
<u>Division of Community and Public Health</u>						
Health Fund (0143)						
DIV COMM&PUBLIC HLTH PS	10.700	1217	14,309,393.00	13,633,948.63	---	675,444.37
DIV COMM&PUBLIC HLTH E&E	10.700	1218	3,429,860.00	3,412,908.87	---	16,951.13
DIV COMM&PUBLIC HLTH PROG	10.710	1256	27,402,949.00	23,849,781.87	---	3,553,167.13
MEDICATIONS	10.710	1493	48,440,078.00	46,941,718.02	---	1,498,359.98
SUMMER FOOD SVS PRGM DIST	10.720	1662	14,148,000.00	14,147,520.74	---	479.26
SHOW-ME HLTHY WOMENS EE	10.713	1721	33,620.00	33,620.00	---	---
SHOW-ME HLTHY WOMENS PRG	10.713	1724	1,860,512.00	1,707,484.94	---	153,027.06
DCPH MEDICAID PS	10.700	1964	1,398,370.00	1,398,067.37	---	302.63
DCPH MEDICAID E&E	10.700	1966	57,954.00	48,422.46	---	9,531.54
DCPH PROG MEDICAID	10.710	1974	250,980.00	220,666.00	---	30,314.00
BRAIN INJRY SVS MEDICAID	10.710	2002	191,947.00	167,309.84	---	24,637.16
SHOW-ME HEALTHY WOMEN PS	10.713	2491	386,266.00	386,205.90	---	60.10
MEDICAL LOAN PROGRAM	10.730	3934	174,446.00	174,446.00	---	---
OFFICE OF EMERG COORD E&E	10.740	5641	14,770,116.00	10,432,203.43	---	4,337,912.57
OFFICE OF EMERG COORD PS	10.740	5903	1,895,481.00	1,605,043.71	---	290,437.29
WIC SUPP FOOD DISTRIBUT	10.720	7730	122,807,984.00	112,455,548.31	---	10,352,435.69
LOCAL PUBLIC HLT	10.705	8397	9,900,000.00	7,199,999.52	---	2,700,000.48
CHILD-ADULT CARE FOOD PRG	10.720	8456	56,724,867.00	55,486,651.77	---	1,238,215.23
TOBACCO CESSATION	10.715	9012	50,000.00	24,250.00	---	25,750.00
BRAIN INJURY WAIVER E&E	10.710	9861	1,289,595.00	---	---	1,289,595.00
ADOLESCENT HEALTH E&E	10.700	9984	133,521.00	41,592.60	---	91,928.40
ADOLESCENT HEALTH PROG	10.710	9986	2,186,539.00	2,001,335.08	---	185,203.92
<u>Division of Senior and Disability Services</u>						
Health Fund (0143)						
DIV SENIOR&DISABILITY PS	10.800	1260	3,032,990.00	3,002,241.64	---	30,748.36

DIV SENIOR&DISABILITY E&E	10.800	1261	436,917.00	281,979.86	---	154,937.14
DSDS MEDICAID PS	10.800	2012	7,388,243.00	7,374,486.37	---	13,756.63
DSDS MEDICAID E&E	10.800	2013	737,293.00	702,183.09	---	35,109.91
IN HOME SVS MEDICAID	10.815	2029	570,831,551.00	570,823,226.00	---	8,325.00
ADULT PROTECTIVE SERV PRG	10.810	2980	167,028.00	64,873.98	---	102,154.02
AAA CONTRACTS	10.820	2981	34,500,000.00	29,475,246.97	---	5,024,753.03
HCBS REASSESSMENT	10.815	8256	874,000.00	843,929.86	---	30,070.14
HCBS REASSESSMENT PS	10.815	8824	626,000.00	609,976.80	---	16,023.20

Division of Regulation and Licensure

Health Fund (0143)

DIV OF REG&LICENSURE PS	10.900	1266	7,959,220.00	7,698,624.47	---	260,595.53
DIV OF REG&LICENSURE E&E	10.900	1269	878,837.00	850,368.44	---	28,468.56
CHILD CARE IMPROVE PRGM	10.905	1812	436,675.00	358,286.61	---	78,388.39
DRL MEDICAID PS	10.900	2018	3,976,965.00	3,822,507.63	---	154,457.37
DRL MEDICAID E&E	10.900	2021	354,187.00	351,916.94	---	2,270.06

DEPARTMENT OF TRANSPORTATION

Multimodal Operations Fund (0126)

FRINGES MULTIMODAL PS	04.405	0102	233,832.00	219,345.93	---	14,486.07
GRANTS-SEC 5303	04.458	0437	11,000,000.00	55,576.41	---	10,944,423.59
GRANTS-SEC 5309 (SEC 3)	04.457	1316	1,400,000.00	124,711.23	---	1,275,288.77
IMPROVED PASSENGER RAIL	04.465	1880	6,700,000.00	6,577,367.37	---	122,632.63
SUPPORT TO MULTIMODAL DIV	04.440	4272	83,500.00	39,777.86	---	43,722.14
FED RAIL PORT & FRT ASST	04.510	8158	3,000,000.00	---	---	3,000,000.00
BUS & BUS FAC TRNSIT GRNT	04.460	8249	5,900,000.00	1,215,192.00	---	4,684,808.00
CI GRANTS SEC 5310 (16)	04.451	8493	10,600,000.00	5,177,389.56	---	5,422,610.44
SMALL URBAN&RURAL TRAN	04.456	8726	31,000,000.00	19,308,979.13	---	11,691,020.87
STATE SAFETY OVERSIGHT	04.475	8785	505,962.00	192,964.11	---	312,997.89
MULTIMODAL OPS ADMIN PS	04.435	8901	316,722.00	288,752.29	---	27,969.71
MULTIMODAL OPS ADMIN E&E	04.435	8902	269,600.00	30,204.86	---	239,395.14
FEDERAL AVIATION ASSIST	04.500	8905	35,000,000.00	29,961,182.00	---	5,038,818.00
ORGANIZATIONAL DUES	04.400	9169	5,000.00	5,000.00	---	---

Transportation - Highway Safety Fund (0149)

MAINTENANCE PS	04.415	6309	319,202.00	256,939.72	---	62,262.28
MAINTENANCE E&E	04.415	6310	54,393.00	54,393.00	---	---
FRINGES MAINTENANCE PS	04.405	6312	234,526.00	188,444.45	---	46,081.55
HIGHWAY SAFETY GRANTS	04.415	6314	20,000,000.00	16,264,536.74	---	3,735,463.26

MCSAP/Division of Transportation Fund (0185)

MOTOR CARRIER SFTY ASSIST	04.415	6315	1,999,725.00	1,976,524.81	---	23,200.19
---------------------------	--------	------	--------------	--------------	-----	-----------

**STATE OF MISSOURI
SUMMARY OF APPROPRIATION ACTIVITY
GENERAL FUND - FEDERAL FUNDS
FOR THE APPROPRIATION YEAR 2017**

	<u>H.B. No.</u>	<u>Appr. No.</u>	<u>Appropriations</u>	<u>Expenditures and Transfers Out</u>	<u>Reappropriations to 2018</u>	<u>Lapse of Appropriations</u>
<u>DEPARTMENT OF LABOR AND INDUSTRIAL RELATIONS</u>						
Labor and Industrial Relations - Commission on Human Rights Fund (0117)						
DOLIR LEASING	13.005	2464	8,444.00	6,036.56	---	2,407.44
DOLIR STATE OWNED	13.010	7714	45,269.00	45,269.00	---	---
Labor and Industrial Relations Administrative Fund (0122)						
DOLIR LEASING	13.005	2625	1,302.00	1,295.96	---	6.04
DOLIR STATE OWNED	13.010	7715	246,481.00	246,481.00	---	---
Division of Labor Standards Fund (0186)						
DOLIR STATE OWNED	13.010	7721	2,877.00	2,877.00	---	---
Unemployment Compensation Administration Fund (0948)						
DOLIR LEASING	13.005	3233	81,412.00	69,225.79	---	12,186.21
DOLIR STATE OWNED	13.010	7723	924,112.00	924,112.00	---	---
<u>Labor Director and Administration</u>						
Labor and Industrial Relations Administrative Fund (0122)						
DIRECTOR AND STAFF PS	07.800	1869	2,595,611.00	2,248,565.42	---	347,045.58
DIRECTOR AND STAFF EE	07.800	1870	1,408,167.00	767,242.82	---	640,924.18
LIFE INSURANCE COSTS	07.800	2926	55,000.00	37,344.16	---	17,655.84
Unemployment Compensation Administration Fund (0948)						
DIRECTOR AND STAFF E&E	07.800	5834	1,450,000.00	534,456.79	---	915,543.21
<u>Division of Labor Standards</u>						
Division of Labor Standards Fund (0186)						
ON-SITE CONSULT/LS PS	07.825	5890	720,019.00	629,323.20	---	90,695.80
ON-SITE CONSULT/LS E&E	07.825	5891	290,893.00	89,297.00	---	201,596.00
MINE SAFETY TRNG PRGM PS	07.830	5892	187,214.00	95,853.37	---	91,360.63
MINE SAFETY TRNG PRGM E&E	07.830	5893	165,081.00	59,033.47	---	106,047.53
DLS ADMINISTRATION E&E	07.820	8676	32,670.00	---	---	32,670.00

Division of Employment SecurityUnemployment Compensation Administration
Fund (0948)

ADMIN EMP SEC PS	07.880	0694	24,011,325.00	15,928,443.77	---	8,082,881.23
ADMIN EMP SEC E&E	07.880	0696	8,247,871.00	3,130,363.82	---	5,117,507.18
EMPLOYMENT & TRAINING PAY	07.885	3910	11,000,000.00	7,596,838.47	---	3,403,161.53

Human Rights CommissionLabor and Industrial Relations - Commission
on Human Rights Fund (0117)

COMM ON HUMAN RIGHTS PS	07.905	5996	951,745.00	747,395.35	---	204,349.65
COMM ON HUMAN RIGHTS E&E	07.905	5998	202,984.00	134,499.38	---	68,484.62

Labor and Industrial Relations CommissionUnemployment Compensation Administration
Fund (0948)

INDUSTRIAL COMMISSION PS	07.815	3094	478,528.00	427,232.79	---	51,295.21
INDUSTRIAL COMMISSION E&E	07.815	3095	30,008.00	16,562.81	---	13,445.19

DEPARTMENT OF MENTAL HEALTHMental Health Intergovernmental Transfer
Fund (0147)

REFUNDS	10.030	4411	100.00	---	---	100.00
---------	--------	------	--------	-----	-----	--------

Mental Health Fund (0148)

REFUNDS	10.030	4406	250,000.00	8,277.05	---	241,722.95
MENTAL HEALTH STATE OWNED	13.010	7752	194,987.00	181,908.48	---	13,078.52

Office of the DirectorMental Health Intergovernmental Transfer
Fund (0147)

DMH INTERGOVERNMENTAL	10.060	5906	8,000,000.00	5,990,162.00	---	2,009,838.00
-----------------------	--------	------	--------------	--------------	-----	--------------

Mental Health Fund (0148)

DIRECTOR'S OFFICE PS	10.005	0670	74,724.00	45,749.32	---	28,974.68
DIRECTOR'S OFFICE E&E	10.005	2045	52,013.00	23,872.88	---	28,140.12
DMH FEDERAL FUND E&E	10.045	2049	2,461,728.00	569,908.55	---	1,891,819.45
STAFF TRAINING	10.025	2247	289,500.00	208,514.63	---	80,985.37
OPERATIONAL SUPPORT PS	10.020	5311	913,166.00	739,328.35	---	173,837.65
OPERATIONAL SUPPORT E&E	10.020	5312	853,430.00	403,276.36	---	450,153.64
DMH INTERGOVERNMENTAL	10.060	5905	15,000,000.00	10,299,615.00	---	4,700,385.00
HEALTHCARE TECHNOLOGY PS	10.020	6979	10,529.00	---	---	10,529.00
STAFF TRAINING PS	10.025	7025	183,891.00	172,190.65	---	11,700.35
CHILD SYSTEM OF CARE PS	10.050	7243	40,180.00	40,179.97	---	0.03

**STATE OF MISSOURI
SUMMARY OF APPROPRIATION ACTIVITY
GENERAL FUND - FEDERAL FUNDS
FOR THE APPROPRIATION YEAR 2017**

	H.B. No.	Appr. No.	Appropriations	Expenditures and Transfers Out	Reappropriations to 2018	Lapse of Appropriations
CHILD SYSTEM OF CARE E&E	10.050	7244	861,479.00	637,495.49	---	223,983.51
DMH FEDERAL FUND PS	10.045	9373	119,752.00	35,062.50	---	84,689.50
<u>Division of Alcohol and Drug Abuse</u>						
Mental Health Fund (0148)						
SHELTER PLUS CARE GRANTS	10.055	1681	13,696,746.00	12,361,583.00	---	1,335,163.00
ADA TREATMENT SVS E&E	10.110	2051	372,725.00	251,773.67	---	120,951.33
ADA ADMIN PS	10.100	2151	888,008.00	668,650.54	---	219,357.46
ADA ADMIN E&E	10.100	2152	175,220.00	127,990.93	---	47,229.07
PREVENTION & EDU SVS	10.105	2154	4,600,103.00	4,600,103.00	---	---
HOUSING FOR VETERANS	10.055	2781	1,000,000.00	719,138.64	---	280,861.36
SATOP	10.120	3899	407,458.00	407,458.00	---	---
PREVENTION & EDU SVS PS	10.105	4143	147,744.00	90,868.51	---	56,875.49
PREVENTION & EDU SVS E&E	10.105	4144	192,363.00	9,574.33	---	182,788.67
TOBACCO INVESTIGTNS PS	10.105	4145	20,306.00	---	---	20,306.00
TOBACCO INVESTIGTNS E&E	10.105	4146	90,194.00	---	---	90,194.00
ADA TREATMENT SERVICES	10.110	4149	26,042,661.00	23,887,311.48	---	2,155,349.52
ADA TREATMENT SVS PS	10.110	4150	249,113.00	240,955.72	---	8,157.28
COMMUNITY 2000	10.105	4650	2,121,484.00	2,001,513.00	---	119,971.00
SCHOOL BASED PREVENTION	10.105	4651	1,264,177.00	1,233,719.71	---	30,457.29
ADA FED MEDICAID	10.110	6677	37,156,157.00	27,936,987.97	---	9,219,169.03
ACCESS RECOVERY GRANT PS	10.110	7037	164,824.00	148,675.77	---	16,148.23
ACCESS RECOVERY GRANT E&E	10.110	7038	203,550.00	90,914.64	---	112,635.36
ACCESS RECOVERY TREATMENT	10.110	7039	2,625,740.00	2,303,869.49	---	321,870.51
SATOP PS	10.120	7246	21,688.00	17,214.65	---	4,473.35
ADA PREVENTION PS	10.105	7831	314,206.00	310,439.78	---	3,766.22
ADA PREVENTION E&E	10.105	7832	145,613.00	95,055.35	---	50,557.65
<u>Division of Comprehensive Psychiatric Services</u>						
Mental Health Fund (0148)						
CTR FOR BEHAV MED PS	10.330	0208	249,474.00	187,631.87	---	61,842.13
METRO STL PSY CTR PS	10.320	0874	438,702.00	438,702.00	---	---
NW MO PSY REHAB CENTER PS	10.305	1003	810,224.00	766,976.54	---	43,247.46
STL PSY REHAB CTR PS	10.310	1004	444,652.00	444,652.00	---	---
ADULT COMMUNITY PRGM PS	10.210	1480	227,526.00	171,895.38	---	55,630.62
YOUTH COMMUNITY PRGM PS	10.225	1483	338,422.00	138,816.79	---	199,605.21

HOMELESS MENTALLY ILL	10.210	1686	964,080.00	820,000.00	---	144,080.00
CPS ADMIN PS	10.200	1846	643,310.00	429,075.20	---	214,234.80
CPS ADMIN E&E	10.200	1847	330,566.00	278,923.76	---	51,642.24
ADULT COMMUNITY PRGM E&E	10.210	2054	2,586,975.00	1,946,915.96	---	640,059.04
ADULT COMMUNITY PROGRAM	10.210	2055	44,097,637.00	34,017,589.47	---	10,080,047.53
YOUTH COMMUNITY PRGM E&E	10.225	2058	1,164,690.00	415,826.14	---	748,863.86
YOUTH COMMUNITY PROGRAM	10.225	2059	7,335,510.00	3,300,092.31	---	4,035,417.69
SUICIDE PREVENTION PS	10.200	2075	50,000.00	29,239.60	---	20,760.40
ADLT COMMUNITY PRG EAST	10.210	2129	1,000,000.00	---	---	1,000,000.00
MH TRAUMA KIDS FED	10.230	2463	750,000.00	---	---	750,000.00
FORENSIC SUPPORT SVS PS	10.220	2630	4,405.00	4,403.64	---	1.36
SEMO MHC-SORTS PS	10.325	2631	28,831.00	28,831.00	---	---
FULTON HSP PHAR CONTR E&E	10.300	2634	223,224.00	223,224.00	---	---
NW MO PRC PHAR CONTR E&E	10.305	2635	105,903.00	105,903.00	---	---
STL PRC PHAR CONTR E&E	10.310	2636	93,210.00	93,210.00	---	---
SEMO MHC PHAR CONTR E&E	10.325	2638	219,538.00	219,538.00	---	---
CTR BEHAV MED PHAR CNT EE	10.330	2640	133,930.00	125,661.97	---	8,268.03
HAWTHORN CPH PHAR CNT E&E	10.335	2641	93,210.00	93,210.00	---	---
CTR FOR BEHAV MED E&E	10.330	2642	499,152.00	296,485.10	---	202,666.90
MEDICATION COST INCREASES	10.235	2767	916,243.00	---	---	916,243.00
HEALTHCARE TECHNOLOGY E&E	10.020	3628	506,650.00	506,650.00	---	---
SUICIDE PREVENTION E&E	10.200	4654	817,142.00	336,225.09	---	480,916.91
HAWTHORN PSY HOSPTL PS	10.335	5567	1,905,876.00	1,819,042.97	---	86,833.03
HAWTHORN PSY HOSPTL E&E	10.335	5568	104,691.00	104,690.00	---	1.00
ADULT CP FED MEDICAID	10.210	6678	169,620,792.00	152,202,841.17	---	17,417,950.83
YOUTH CP FED MEDICAID	10.225	6679	46,423,881.00	42,466,994.54	---	3,956,886.46
CPS FACILITY SUPPORT-E&E	10.205	6773	3,403,191.00	2,754,332.18	---	648,858.82
SOUTHEAST MO MHC PS	10.325	6938	297,630.00	297,630.00	---	---
NW MO PSY REHAB OVERTIME	10.305	7189	11,644.00	11,644.00	---	---
STL PSY REHAB OVERTIME	10.310	7191	964.00	964.00	---	---
HAWTHORN HOSP OVERTIME	10.335	7194	7,477.00	7,477.00	---	---
METRO STL PSY OVERTIME	10.320	7198	1,183.00	1,183.00	---	---
FULTON STATE HOSPITAL PS	10.300	7356	972,374.00	972,374.00	---	---
FULTON STATE HOSPITAL E&E	10.300	7357	395,671.00	395,671.00	---	---
FORENSIC SUPPORT SVS E&E	10.220	8394	37,235.00	37,235.00	---	---

Division of Developmental Disabilities

Mental Health Fund (0148)

BELLEFONTAINE MEDICAID PS	10.525	0886	8,856,555.00	8,706,675.43	---	149,879.57
DD COMMUNITY PROGRAMS PS	10.410	1683	979,893.00	824,948.09	---	154,944.91
DD COMMUNITY PROGRAMS E&E	10.410	1684	177,376.00	158,029.38	---	19,346.62
DD-DAY HAB-FED MEDICAID	10.410	1729	13,775,163.00	13,749,343.25	---	25,819.75
DD ADMIN PS	10.400	1913	320,100.00	255,330.30	---	64,769.70

**STATE OF MISSOURI
SUMMARY OF APPROPRIATION ACTIVITY
GENERAL FUND - FEDERAL FUNDS
FOR THE APPROPRIATION YEAR 2017**

	H.B. No.	Appr. No.	Appropriations	Expenditures and Transfers Out	Reappropriations to 2018	Lapse of Appropriations
DD ADMIN E&E	10.400	1914	58,877.00	57,472.77	---	1,404.23
COMMUNITY PROGRAMS	10.410	1922	3,100,000.00	2,734,758.63	---	365,241.37
COMMUNITY PRG-MEDICAID MT	10.410	2074	35,386,696.00	19,400,142.78	---	15,986,553.22
DD COM SUP STAFF PS	10.420	2200	8,189,587.00	6,989,359.68	---	1,200,227.32
BELLEFONTAINE MEDICAID EE	10.525	2347	645,187.00	130,611.78	---	514,575.22
HIGGINSVILLE MEDICAID PS	10.530	3027	6,464,984.00	5,549,953.97	---	915,030.03
KANSAS CITY RO E&E	10.505	3028	111,314.00	111,312.92	---	1.08
SIKESTON RO E&E	10.510	3029	27,582.00	27,581.39	---	0.61
ST LOUIS RC E&E	10.520	3030	235,754.00	222,679.62	---	13,074.38
DEV DISABILITS GRANT PS	10.425	4163	419,586.00	371,779.31	---	47,806.69
DEV DISABILITS GRANT E&E	10.425	4164	1,146,512.00	878,841.26	---	267,670.74
ST LOUIS DDTTC MEDICAID PS	10.545	5538	13,231,145.00	11,142,414.43	---	2,088,730.57
ST LOUIS DDTTC MEDICAID EE	10.545	5543	1,018,656.00	400,556.99	---	618,099.01
DD FED MEDICAID	10.410	6680	548,866,478.00	497,228,626.74	---	51,637,851.26
CENTRAL MO RO PS	10.500	7126	663,959.00	476,347.97	---	187,611.03
KANSAS CITY RO PS	10.505	7129	1,243,912.00	1,153,623.84	---	90,288.16
SIKESTON RO PS	10.510	7133	242,694.00	200,284.37	---	42,409.63
SPRINGFIELD RO PS	10.515	7134	378,753.00	275,931.93	---	102,821.07
ST. LOUIS RO PS	10.520	7135	1,056,905.00	845,437.92	---	211,467.08
CENTRAL MO RO E&E	10.500	7137	110,333.00	106,137.30	---	4,195.70
SPRINGFIELD RO E&E	10.515	7143	41,508.00	22,538.58	---	18,969.42
SW COMM SRVC DD MEDICD PS	10.540	7794	5,717,214.00	4,485,041.54	---	1,232,172.46
SE MO RES SVS MEDICAID PS	10.550	7795	4,412,640.00	4,412,640.00	---	---
SE MO RES OVERTIME MEDIC	10.550	7796	86,462.00	86,460.59	---	1.41
HIGGINSVILLE MEDICAID E&E	10.530	7841	626,517.00	543,904.08	---	82,612.92
SW COMM SRVC DD MEDICD EE	10.540	7842	359,918.00	297,535.39	---	62,382.61
SE MO RES SVS MEDICAID EE	10.550	7843	633,271.00	605,046.18	---	28,224.82
BELLEFONTAINE MED OVRTIME	10.525	7942	40,105.00	40,105.00	---	---
HIGGINSVILLE HC MED OVT	10.530	7947	95,614.00	88,551.75	---	7,062.25
DD FAMILY PRTNSHP PRG MED	10.410	8994	2,700,000.00	---	---	2,700,000.00
NORTHWEST COM MED PS	10.535	9172	11,277,708.00	11,111,726.81	---	165,981.19
NORTHWEST COM MED E&E	10.535	9175	537,239.00	465,372.48	---	71,866.52
TARGETED CASE MGMT MED	10.410	9412	44,676,953.00	41,646,390.62	---	3,030,562.38
SW COMM SVCS OVERTIME	10.540	9442	227,776.00	227,776.00	---	---

DEPARTMENT OF NATURAL RESOURCES

Natural Resources Fund (0140)

REFUND ACCOUNTS	06.315	2736	8,845.00	1,262.54	---	7,582.46
DNR LEASING	13.005	4306	280,494.00	270,120.44	---	10,373.56
DNR STATE OWNED	13.010	7689	251,120.00	251,120.00	---	---
DNR INTEGRATED DATA SYSTM	06.300	8948	434,523.00	434,176.38	---	346.62
Abandoned Mine Reclamation Fund (0697)						
REFUND ACCOUNTS	06.315	3545	165.00	---	---	165.00

Department Operations

Natural Resources Fund (0140)

DEPT OPERATIONS PS	06.200	1810	1,427,217.00	1,230,211.91	---	197,005.09
DEPT OPERATIONS E&E	06.200	1811	413,142.00	29,915.38	---	383,226.62

Division of Environmental Quality

Natural Resources Fund (0140)

SOIL & WATER CONSERV PS	06.225	1192	206,685.00	138,393.55	---	68,291.45
SOIL & WATER CONSERV E&E	06.225	1193	28,800.00	7,939.82	---	20,860.18
ENVIRONMENT EMERG RESPONS	06.225	1358	50,000.00	---	---	50,000.00
ENVIRONMENTAL QUALITY PS	06.225	1860	938,817.00	777,455.36	---	161,361.64
ENVIRONMENTAL QUALITY E&E	06.225	1871	337,118.00	571.78	---	336,546.22
TECHNCL ASSIST GRANTS DEQ	06.225	2231	999,812.00	275,243.00	---	724,569.00
LEAKING UNDRGRD STOR TANK	06.225	2506	420,000.00	129,768.61	---	290,231.39
WATER QUALITY STUDY GRANT	06.225	3476	12,500,000.00	2,592,920.19	---	9,907,079.81
REGIONAL OFFICES PS	06.225	5341	3,052,546.00	2,839,356.82	---	213,189.18
REGIONAL OFFICES E&E	06.225	5350	514,920.00	261,856.11	---	253,063.89
AIR POLLUTION CNTRL PS	06.225	5367	1,023,779.00	998,777.50	---	25,001.50
AIR POLLUTION CNTRL E&E	06.225	5372	452,580.00	17,920.06	---	434,659.94
HAZARDOUS WASTE PS	06.225	5376	3,763,776.00	3,380,388.35	---	383,387.65
HAZARDOUS WASTE E&E	06.225	5382	445,388.00	243,993.33	---	201,394.67
ENVIRONMENTAL SVS PS	06.225	5408	1,540,863.00	1,393,150.81	---	147,712.19
ENVIRONMENTAL SVS E&E	06.225	5418	772,797.00	416,337.60	---	356,459.40
SOLID WASTE MGMT E&E	06.225	6058	200.00	---	---	200.00
WATER PROTECTION PRG PS	06.225	7173	2,940,839.00	2,793,171.05	---	147,667.95
WATER PROTECTION PRG E&E	06.225	7177	1,980,359.00	1,057,647.40	---	922,711.60
CLEANUP CONTROLLED SUBST	06.225	7182	150,000.00	71,064.32	---	78,935.68
AIR POLL CONTROL GRANTS	06.225	7452	2,600,000.00	129,625.64	---	2,470,374.36
DEMONSTRATION PROJECTS	06.225	8046	1,000,000.00	66,789.99	---	933,210.01
SUPERFUND CLEANUP	06.225	8053	975,000.00	324,697.59	---	650,302.41
WATER QUALITY STUDY ENC	06.225	8536	25,000,000.00	---	---	25,000,000.00
AIR POLLUTION CONTROL ENC	06.225	8537	4,400,000.00	---	---	4,400,000.00

**STATE OF MISSOURI
SUMMARY OF APPROPRIATION ACTIVITY
GENERAL FUND - FEDERAL FUNDS
FOR THE APPROPRIATION YEAR 2017**

	H.B. No.	Appr. No.	Appropriations	Expenditures and Transfers Out	Reappropriations to 2018	Lapse of Appropriations
<u>Missouri Geological Survey</u>						
Natural Resources Fund (0140)						
MGS OPERATIONS PS	06.260	2401	1,762,203.00	1,220,176.42	---	542,026.58
MGS OPERATIONS E&E	06.260	2408	769,372.00	280,597.11	---	488,774.89
ABANDNED MINE LAND RECLMT	06.260	7455	3,732,500.00	1,722,045.19	---	2,010,454.81
SMALL OPERATOR ASSIST	06.260	7606	10,000.00	---	---	10,000.00
Abandoned Mine Reclamation Fund (0697)						
MGS OPERATIONS E&E	06.260	1196	13.00	---	---	13.00
<u>Missouri State Parks</u>						
Natural Resources Fund (0140)						
DNR M&R SPENDING AUTHORITY	18.040	1548	500,000.00	---	500,000.00	---
DNR CI SPENDING AUTHORITY	18.040	1566	500,000.00	---	500,000.00	---
HISTORIC PRESERVATION PS	06.290	1883	407,321.00	403,242.31	---	4,078.69
HISTORIC PRESERVATION E&E	06.290	1884	50,026.00	48,255.28	---	1,770.72
STATE PARK OPERATION PS	06.285	1946	177,681.00	104,565.13	---	73,115.87
STATE PARK OPERATION E&E	06.285	1947	31,306.00	19,758.50	---	11,547.50
DNR SPENDING AUTHORITY	17.330	6600	1,879,436.00	183,508.18	1,695,927.00	0.82
STATE PARK GRANTS	06.285	7819	250,000.00	241,793.32	---	8,206.68
OUTDOOR RECREATION GRANTS	06.285	7821	3,600,000.00	1,857,955.31	---	1,742,044.69
HISTORIC PRESERV GRANTS	06.290	7822	600,000.00	289,302.89	---	310,697.11
OUTDOOR RECREATION ENC	06.285	8538	7,900,000.00	---	---	7,900,000.00
DNR CI SPENDING AUTHORITY	17.340	8563	49,530.00	---	49,530.00	---
DNR M&R SPENDING AUTHORITY	17.345	9286	1,119,513.00	62,204.86	1,057,308.00	0.14
DNR CI SPENDING AUTHORITY	17.345	9307	500,000.00	---	500,000.00	---
<u>DEPARTMENT OF PUBLIC SAFETY</u>						
State Emergency Management Fund (0145)						
PUBLIC SAFETY LEASING	13.005	7470	9,434.00	8,697.34	---	736.66
PUBLIC SAFETY STATE OWNED	13.010	7729	18,957.00	18,950.52	---	6.48
Justice Assistance Grant Program Fund (0782)						
PUBLIC SAFETY LEASING	13.005	4215	16,569.00	10,518.74	---	6,050.26

Office of the Director

Public Safety - Juvenile Accountability

Incentive Block Grant Fund (0121)

JUV JUS ACCTABILITY GRANT	08.015	1584	100,300.00	100,158.89	---	141.11
DIRECTOR ADMIN PS	08.005	1603	1,607.00	1,304.85	---	302.15
DIRECTOR ADMIN E&E	08.005	1604	905.00	142.18	---	762.82

Public Safety Fund (0152)

NARCOTICS CONTROL ASSIST	08.020	0961	180,000.00	49,386.87	---	130,613.13
VICTIM OF CRIME ACT	08.045	0962	37,000,000.00	16,182,031.54	---	20,817,968.46
JUV JUS DELINQUENCY PREV	08.010	1377	722,492.00	340,270.73	---	382,221.27
DIRECTOR ADMIN E&E	08.005	1429	716,286.00	73,080.22	---	643,205.78
VIOLENCE AGAINST WOMEN	08.050	2331	2,894,232.00	2,401,939.38	---	492,292.62
RESIDENTIAL SUBST ABUSE	08.070	3390	450,000.00	304,331.33	---	145,668.67
DIRECTOR ADMIN PS	08.005	4340	428,615.00	390,722.72	---	37,892.28
NATL FORENSIC IMPRV PRGM	08.060	6043	175,000.00	93,185.71	---	81,814.29
DIR ADMIN FED GRANTS PS	08.005	8638	45,900.00	---	---	45,900.00
DIR ADMIN FED GRANTS E&E	08.005	8639	2,455,000.00	225,152.80	---	2,229,847.20
HUMAN TRAFFICKING	08.050	9007	100,000.00	---	---	100,000.00

Labor and Industrial Relations - Crime Victims

Fund (0191)

CRIME VICTIMS COMP	08.055	4052	3,900,000.00	2,617,143.13	---	1,282,856.87
--------------------	--------	------	--------------	--------------	-----	--------------

Public Safety - Homeland Security Fund (0193)

HOMELAND SECURITY GRNT PS	08.005	7115	1,289,561.00	801,662.90	---	487,898.10
HOMELAND SECURITY GRANTS	08.005	7116	22,120,000.00	13,309,689.33	---	8,810,310.67

Justice Assistance Grant Program Fund (0782)

DIRECTOR ADMIN PS	08.005	2248	313,108.00	234,209.22	---	78,898.78
DIRECTOR ADMIN E&E	08.005	2250	99,800.00	29,561.46	---	70,238.54
NARCOTICS CONTROL ASSIST	08.020	2251	4,900,000.00	3,320,920.08	---	1,579,079.92

State Highway Patrol

Public Safety Fund (0152)

HIGH INTSTY DRUG TRAFFG	08.085	0625	2,598,000.00	2,408,760.20	---	189,239.80
SHP TECHNICAL SERVICE PS	08.135	0629	425,808.00	295,662.32	---	130,145.68
SHP ACADEMY E&E	08.120	0972	59,655.00	51,138.25	---	8,516.75
VEH & DRIVER SAFETY E&E	08.125	0974	350,000.00	---	---	350,000.00
SHP ENFORCEMENT PS	08.095	1135	5,319,200.00	2,514,455.05	---	2,804,744.95
SHP ENFORCEMENT E&E	08.095	1140	5,852,940.00	2,424,905.12	---	3,428,034.88
SHP TECHNICAL SERVICE E&E	08.135	2284	4,995,285.00	3,546,277.70	---	1,449,007.30
FRINGE BENEFITS PS	08.090	4345	3,825,854.00	2,139,940.08	---	1,685,913.92
FRINGE BENEFITS E&E	08.090	4348	158,657.00	44,793.45	---	113,863.55
STATE WATER PATROL E&E	08.100	5674	2,226,991.00	1,390,964.39	---	836,026.61
ST HWY PATROL LEASING	13.005	7879	5,728.00	5,657.12	---	70.88
SHP ADMIN PS	08.085	8402	48,146.00	37,741.81	---	10,404.19

**STATE OF MISSOURI
SUMMARY OF APPROPRIATION ACTIVITY
GENERAL FUND - FEDERAL FUNDS
FOR THE APPROPRIATION YEAR 2017**

	H.B. No.	Appr. No.	Appropriations	Expenditures and Transfers Out	Reappropriations to 2018	Lapse of Appropriations
STATE WATER PATROL PS	08.100	8414	284,336.00	168,105.10	---	116,230.90
CRIME LABS PS	08.115	9478	120,145.00	102,769.64	---	17,375.36
CRIME LABS E&E	08.115	9479	900,000.00	623,401.63	---	276,598.37
Federal Drug Seizure Fund (0194)						
ST HWY PATROL LEASING	13.005	0810	3,307.00	3,227.04	---	79.96
SHP ENFORCEMENT E&E	08.095	7183	400,000.00	179,089.07	---	220,910.93
STATE WATER PATROL E&E	08.100	7184	16,499.00	---	---	16,499.00
<u>Alcohol and Tobacco Control</u>						
Public Safety Fund (0152)						
ALCOHOL & TOBACCO CNTR PS	08.150	3088	104,152.00	---	---	104,152.00
ALCOHOL & TOBACCO CNTR EE	08.150	3089	63,442.00	63,167.67	---	274.33
<u>Adjutant General</u>						
Adjutant General Fund (0190)						
A G FIELD SUPPORT PS	08.265	0909	101,887.00	---	---	101,887.00
ADJ GEN D&C NATGD FAC STW	18.065	1475	10,000,000.00	---	10,000,000.00	---
ADJ GEN M&R NAT GUARD FAC	18.065	1476	10,000,000.00	---	10,000,000.00	---
NATIONAL GUARD LEASING	13.025	3195	1,656,676.00	314,209.80	---	1,342,466.20
CONTRACT SERVICES PS	08.285	6463	10,693,889.00	9,563,408.56	---	1,130,480.44
CONTRACT SERVICES E&E	08.285	6464	13,803,556.00	9,533,023.45	---	4,270,532.55
CONTRACT SERVICES REFUNDS	08.285	6465	865,561.00	53,885.24	---	811,675.76
A G FIELD SUPPORT E&E	08.265	7277	98,417.00	69,011.43	---	29,405.57
ADJ GEN D&C NATGD FAC STW	17.440	8573	707,359.00	686,446.82	20,912.00	0.18
ADJ GEN M&R NAT GUARD FAC	17.435	8631	4,877,890.00	4,389,527.35	488,362.00	0.65
ADJ GEN M&R NAT GUARD FAC	17.445	9303	9,711,065.00	356,799.89	9,354,265.00	0.11
ADJ GEN D&C NATGD FAC STW	17.445	9312	7,286,032.00	3,664,544.14	3,621,487.00	0.86
Federal Drug Seizure Fund (0194)						
A G ADMIN E&E	08.250	7185	240,000.00	239,870.13	---	129.87
<u>State Emergency Management Agency</u>						
Health Fund (0143)						
CERT PS	08.295	8789	1,157,016.00	940,754.00	---	216,262.00
CERT E&E	08.295	8790	120,000.00	119,798.12	---	201.88
State Emergency Management Fund (0145)						
MERC DISTRIBUTIONS	08.300	0648	750,000.00	365,610.24	---	384,389.76

SEMA GRANT	08.305	1235	12,262,386.00	11,204,261.12	---	1,058,124.88
A G SEMA PS	08.295	1238	1,597,890.00	1,418,939.57	---	178,950.43
A G SEMA E&E	08.295	6466	841,885.00	739,225.23	---	102,659.77
Missouri Disaster Fund (0663)						
AG SEMA PS	08.295	8253	275,320.00	254,059.67	---	21,260.33
AG SEMA E&E	08.295	8254	33,950.00	---	---	33,950.00
SEMA GRANT	08.305	8415	100,506,359.00	59,526,991.43	---	40,979,367.57

Missouri Veterans Commission

Missouri Veterans Commission - Federal Fund (0184)

STL VETS STORAGE BLDG	17.410	8569	729,872.00	---	729,872.00	---
ELEC MEDICAL RECORDS	17.415	8571	1,601,600.00	---	---	1,601,600.00
MVC CAMERON M&R PROJECTS	17.405	8621	342,742.00	---	342,742.00	---
MVC CAPE GIRARDEAU M&R	17.405	8623	2,688,675.00	---	2,688,675.00	---
MVC ST JAMES M&R PROJS	17.405	8627	4,205,157.00	---	4,205,157.00	---
ANTI WANDER SYSTEMS	17.420	8635	288,995.00	1,267.50	287,727.00	0.50

DEPARTMENT OF REVENUE

Legal Services Division

Revenue - Federal Fund (0132)

LEGAL SERV E&E	04.020	1741	211,154.00	66,362.77	---	144,791.23
LEGAL SERV PS	04.020	6733	212,654.00	113,947.84	---	98,706.16

Administration Division

Revenue - Federal Fund (0132)

ADMINISTRATION PS	04.025	3644	54,234.00	37,635.30	---	16,598.70
ADMINISTRATION E&E	04.025	3645	3,470,006.00	2,253,912.17	---	1,216,093.83

Motor Vehicle and Driver Licensing Division

Revenue - Federal Fund (0132)

MV/DL PS	04.015	1712	2,749.00	---	---	2,749.00
MV/DL E&E	04.015	1713	160,776.00	---	---	160,776.00

DEPARTMENT OF SOCIAL SERVICES

Third Party Liability Collections Fund (0120)

SOCIAL SRVS STATE OWNED	13.010	7760	27.00	26.04	---	0.96
-------------------------	--------	------	-------	-------	-----	------

Family Services Donations Fund (0167)

FED GRANTS & DONATIONS	11.010	9946	33,999.00	---	---	33,999.00
------------------------	--------	------	-----------	-----	-----	-----------

Temporary Assistance for Needy Families Fund (0199)

SOCIAL SRVS STATE OWNED	13.010	7762	130,841.00	115,290.12	---	15,550.88
-------------------------	--------	------	------------	------------	-----	-----------

**STATE OF MISSOURI
SUMMARY OF APPROPRIATION ACTIVITY
GENERAL FUND - FEDERAL FUNDS
FOR THE APPROPRIATION YEAR 2017**

	<u>H.B. No.</u>	<u>Appr. No.</u>	<u>Appropriations</u>	<u>Expenditures and Transfers Out</u>	<u>Reappropriations to 2018</u>	<u>Lapse of Appropriations</u>
Social Services and Other Sources Fund (0610)						
SOCIAL SERVICES LEASING	13.005	1435	5,351,977.00	5,141,862.45	---	210,114.55
SOCIAL SRVS STATE OWNED	13.010	7764	716,434.00	714,365.88	---	2,068.12
OPERATIONAL M&R	17.210	8579	1,064.00	1,064.00	---	---
CRITICAL M&R	17.215	9275	122,099.00	58,255.00	63,844.00	---
<u>Office of the Director</u>						
Social Services and Other Sources Fund (0610)						
OFFICE OF DIRECTOR PS	11.005	2956	147,105.00	130,940.63	---	16,164.37
HUMAN RESOURCE CENTER PS	11.015	2996	201,836.00	198,997.30	---	2,838.70
HUMAN RESOURCE CENTER E&E	11.015	2997	29,749.00	28,822.52	---	926.48
OFFICE OF DIRECTOR E&E	11.005	3065	1,197.00	746.94	---	450.06
MO MEDICAID AUD & COMP PS	11.020	8028	1,614,302.00	1,614,302.00	---	---
MO MEDICAID AUD & COMP EE	11.020	8030	860,039.00	119,593.88	---	740,445.12
SYSTEMS MANAGEMENT	11.025	8794	2,969,576.00	1,948,938.49	---	1,020,637.51
FED GRANTS & DONATIONS	11.010	9942	4,443,552.00	1,196,250.52	---	3,247,301.48
<u>Division of Finance and Administrative Services</u>						
Pharmacy Rebates Fund (0114)						
RECPT & DISBRSM T REFUNDS	11.050	6932	25,000.00	---	---	25,000.00
Third Party Liability Collections Fund (0120)						
RECPT & DISBRSM T REFUNDS	11.050	6930	369,000.00	312,963.07	---	56,036.93
Title XIX Fund (0163)						
RECPT & DISBRSM T REFUNDS	11.050	6929	5,528,000.00	5,527,378.69	---	621.31
Federal and Other Fund (0189)						
RECPT & DISBRSM T REFUNDS	11.050	6348	1,500,000.00	110,915.26	---	1,389,084.74
Temporary Assistance for Needy Families Fund (0199)						
RECPT & DISBRSM T REFUNDS	11.050	6927	27,000.00	927.73	---	26,072.27
Social Services and Other Sources Fund (0610)						
FINANCE & ADMIN SRVS PS	11.040	3117	1,070,292.00	886,968.98	---	183,323.02
FINANCE & ADMIN SRVS E&E	11.040	3118	170,113.00	143,525.26	---	26,587.74
REVENUE MAXIMATION E&E	11.045	6169	3,250,000.00	680,734.33	---	2,569,265.67
RECPT & DISBRSM T REFUNDS	11.050	6926	5,000,000.00	344,190.64	---	4,655,809.36

Division of Legal Services

Third Party Liability Collections Fund (0120)

LEGAL SERVICES PS	11.060	1009	583,414.00	494,672.21	---	88,741.79
LEGAL SERVICES E&E	11.060	1011	90,076.00	60,752.00	---	29,324.00

Social Services and Other Sources Fund (0610)

LEGAL SERVICES PS	11.060	2964	3,134,046.00	3,028,831.30	---	105,214.70
LEGAL SERVICES E&E	11.060	2965	390,834.00	389,650.00	---	1,184.00

Family Support Division

Family Services Donations Fund (0167)

SVS FOR VISUALLY IMPAIRED	11.190	4854	99,995.00	---	---	99,995.00
POLK COUNTY TRUST	11.085	8462	10,000.00	8,764.38	---	1,235.62

Temporary Assistance for Needy Families Fund (0199)

HLTHY MARRIAGE/FATHERHOOD	11.120	1594	1,500,000.00	757,379.36	---	742,620.64
ABC TODAY PROGRAM	11.115	2555	500,000.00	500,000.00	---	---
ADOLESCENT PROGRAM	11.100	3208	800,000.00	750,000.00	---	50,000.00
TEMPORARY ASSISTANCE	11.115	3597	58,257,541.00	29,254,488.82	---	29,003,052.18
COMMUNITY WORK SUPPORT	11.115	3616	28,394,658.00	17,700,278.35	---	10,694,379.65
FAMIS	11.090	4040	1,084,032.00	1,084,032.00	---	---
COMMUNITY PARTNERSHIP	11.100	5652	4,201,624.00	4,201,624.00	---	---
FAMILY SUPPORT ADMIN PS	11.065	6271	647,812.00	629,761.57	---	18,050.43
FAMILY SUPPORT ADMIN E&E	11.065	6272	1,906,084.00	1,902,211.50	---	3,872.50
IM FIELD STAFF/OPS PS	11.070	6282	20,002,064.00	17,894,237.52	---	2,107,826.48
IM FIELD STAFF/OPS E&E	11.070	6283	2,654,182.00	2,654,182.00	---	---
EBT E&E	11.080	8258	146,888.00	146,888.00	---	---
TANF DOMESTIC VIOLENCE	11.175	8782	1,600,000.00	1,585,940.28	---	14,059.72
EMRGNCY SHLTR DV VICTIMS	11.175	9013	562,137.00	532,782.44	---	29,354.56
MO MENTORING PARTNERSHIP	11.100	9185	508,700.00	508,700.00	---	---
TANF FOOD BANKS	11.115	9402	10,000,000.00	10,000,000.00	---	---
TANF OUT OF SCHL SUPPORT	11.115	9403	2,000,000.00	2,000,000.00	---	---
TANF BEFORE&AFTER SCHOOL	11.115	9404	1,500,000.00	1,150,000.00	---	350,000.00
TANF TUTORING PRG	11.115	9405	500,000.00	500,000.00	---	---
TANF SUMMER JOBS PROG	11.115	9406	8,500,000.00	6,572,379.95	---	1,927,620.05
TANF STATE PARKS YTH CORP	11.115	9407	1,500,000.00	801,302.55	---	698,697.45
TANF FOSTER CARE JOBS PRG	11.115	9408	1,000,000.00	565,295.43	---	434,704.57
TANF JOBS FOR AMER GRADS	11.115	9409	750,000.00	519,709.21	---	230,290.79

Social Services and Other Sources Fund (0610)

FOOD DISTRIBUTION PRGM	11.155	0179	1,500,000.00	1,492,852.07	---	7,147.93
SVS FOR VISUALLY IMPAIRED	11.190	1416	6,372,075.00	3,821,824.24	---	2,550,250.76
BLIND ADMIN PS	11.185	1462	3,069,328.00	2,578,205.35	---	491,122.65
BLIND ADMIN E&E	11.185	1466	743,274.00	447,963.39	---	295,310.61
HLTHCARE IND TRAINING EE	11.110	1577	3,000,000.00	2,671,722.44	---	328,277.56

**STATE OF MISSOURI
SUMMARY OF APPROPRIATION ACTIVITY
GENERAL FUND - FEDERAL FUNDS
FOR THE APPROPRIATION YEAR 2017**

	H.B. No.	Appr. No.	Appropriations	Expenditures and Transfers Out	Reappropriations to 2018	Lapse of Appropriations
MEDES MODEX DATA FEED	11.095	2554	97,500.00	---	---	97,500.00
CSEC MODEX DATA FEED	11.200	2557	264,650.00	---	---	264,650.00
REFUGEE ASSISTANCE	11.140	3159	3,806,226.00	2,470,368.75	---	1,335,857.25
COMMUNITY SVS BLOCK GRANT	11.145	4499	23,637,000.00	20,980,089.67	---	2,656,910.33
ENERGY ASSISTANCE	11.160	4860	70,547,867.00	57,863,302.18	---	12,684,564.82
EBT E&E	11.080	5257	1,399,859.00	1,115,658.27	---	284,200.73
COMMUNITY PARTNERSHIP	11.100	5653	3,402,175.00	3,402,175.00	---	---
MO MENTORING PARTNERSHIP	11.100	5824	935,000.00	935,000.00	---	---
CSE FIELD STAFF/OPS PS	11.200	6263	17,065,694.00	15,081,113.10	---	1,984,580.90
CSE FIELD STAFF/OPS E&E	11.200	6264	5,709,213.00	4,602,536.01	---	1,106,676.99
FAMILY SUPPORT ADMIN PS	11.065	6273	4,709,051.00	4,431,267.69	---	277,783.31
FAMILY SUPPORT ADMIN E&E	11.065	6274	8,974,775.00	6,207,627.91	---	2,767,147.09
IM FIELD STAFF/OPS PS	11.070	6285	32,736,970.00	32,027,071.69	---	709,898.31
IM FIELD STAFF/OPS E&E	11.070	6286	8,050,631.00	6,050,435.76	---	2,000,195.24
FAMILY SUP STAFF TRNG	11.075	6291	133,974.00	126,931.00	---	7,043.00
CSE COUNTY REIMBURSEMENT	11.205	7548	14,886,582.00	13,459,043.62	---	1,427,538.38
DISTRIBUTION PASS THROUGH	11.210	7549	56,500,000.00	37,493,002.84	---	19,006,997.16
FOOD NUTRITION & EMP TRNG	11.105	7658	12,981,261.00	11,409,603.91	---	1,571,657.09
BUSINESS ENTERPRISES	11.195	7901	35,000,000.00	31,452,959.01	---	3,547,040.99
EMERGENCY SOLUTIONS PROG	11.150	8400	4,130,000.00	2,514,276.94	---	1,615,723.06
ELGBLTY & ENRLLMNT SYS EE	11.095	9075	63,459,631.00	49,083,550.92	---	14,376,080.08
LIHEAP WEATHERIZATION	11.160	9164	7,000,000.00	6,285,113.94	---	714,886.06
FAMIS	11.090	9326	138,339.00	118,720.68	---	19,618.32
DOMESTIC VIOLENCE	11.175	9818	2,116,524.00	2,001,377.58	---	115,146.42
<u>Children's Division</u>						
Third Party Liability Collections Fund (0120)						
CHILDREN'S ADMIN E&E	11.220	6300	50,000.00	50,000.00	---	---
Temporary Assistance for Needy Families Fund (0199)						
PURCHASE OF CHILD CARE	11.305	0180	37,657,515.00	27,651,099.03	---	10,006,415.97
EDUCAT TRAINING VOUCHER	11.255	1581	450,000.00	178,241.16	---	271,758.84
CHILDREN'S TREATMENT SVS	11.235	1611	2,573,418.00	2,292,624.32	---	280,793.68
RESIDENTIAL TREATMENT SVS	11.245	1612	1,366,385.00	1,366,385.00	---	---
CHILD ABUSE&NEGLECT PRVNT	11.240	9410	1,290,000.00	1,032,000.00	---	258,000.00

Social Services and Other Sources Fund (0610)

RESIDENTIAL TREATMENT SVS	11.245	0034	27,195,931.00	27,195,931.00	---	---
CHILD ASSESSMENT CENTERS	11.280	0937	800,000.00	798,528.01	---	1,471.99
CASE MANAGEMENT CONTRACTS	11.260	1051	17,637,433.00	17,461,245.52	---	176,187.48
IV-E AUTH JUVENILE COURT	11.285	1737	400,000.00	79,661.57	---	320,338.43
COMMUNITY CONNECTIONS	11.270	2566	600,000.00	600,000.00	---	---
PURCHASE OF CHILD CARE	11.305	3593	103,059,215.00	99,723,038.85	---	3,336,176.15
ADOPTION RESOURCE CENTERS	11.270	4359	300,000.00	299,865.00	---	135.00
FOSTER CARE	11.245	4858	25,865,935.00	25,629,357.96	---	236,577.04
ADOP/GUARDIANSHIP SUBSIDY	11.265	5702	23,895,586.00	23,894,277.04	---	1,308.96
CHILDREN'S ADMIN PS	11.220	6296	3,267,224.00	2,822,190.68	---	445,033.32
CHILDREN'S ADMIN E&E	11.220	6297	2,661,367.00	2,648,698.36	---	12,668.64
CHILD FIELD STAFF/OPS PS	11.225	6303	45,837,355.00	44,459,204.04	---	1,378,150.96
CHILD FIELD STAFF/OPS E&E	11.225	6304	4,378,301.00	4,378,301.00	---	---
CHILDREN'S STAFF TRNG	11.230	6308	491,992.00	380,132.76	---	111,859.24
CHILD ABUSE/NEGLECT GRANT	11.295	6375	188,316.00	186,262.64	---	2,053.36
TRANSITIONAL LIVING	11.275	6868	821,303.00	816,622.30	---	4,680.70
CHILDREN'S TREATMENT CPT	11.235	7069	630,000.00	597,461.49	---	32,538.51
INDEPENDENT LIVING	11.275	7560	2,999,900.00	1,988,747.97	---	1,011,152.03
EDUCAT TRAINING VOUCHER	11.255	7932	1,050,000.00	1,050,000.00	---	---
FOSTER PARENT TRAINING	11.250	8141	172,920.00	172,920.00	---	---
IV-E AUTHORITY-CASAs	11.290	8261	200,000.00	25,871.19	---	174,128.81
FOSTER CARE OUTDOOR PRGRM	11.245	8294	316,615.00	---	---	316,615.00
HAND UP PILOT PROGRAM	11.305	8342	60,000.00	---	---	60,000.00
PURCHASE OF CHILD CARE PS	11.305	8363	525,761.00	500,717.80	---	25,043.20
RECRUIT & RETENT PROG E&E	11.225	8702	793,132.00	793,132.00	---	---
ADOPT RES CTR-JC & SPGFLD	11.270	8768	300,000.00	300,000.00	---	---
EXTREME RECRUITMENT PROGM	11.270	8772	900,000.00	900,000.00	---	---
CHILDREN'S TREATMENT SVS	11.235	9318	6,458,175.00	5,829,400.64	---	628,774.36

Division of Youth Services

Social Services and Other Sources Fund (0610)

YOUTH SERVICES ADMIN PS	11.310	2966	510,202.00	510,202.00	---	---
YOUTH SERVICES ADMIN E&E	11.310	2968	100,340.00	100,340.00	---	---
YOUTH TREATMENT PRGM PS	11.315	2969	23,551,221.00	19,994,369.27	---	3,556,851.73
YOUTH TREATMENT PRGM E&E	11.315	2970	6,496,018.00	6,496,018.00	---	---
SOCIAL SERVICES INSTIT	13.015	7770	769,092.00	769,092.00	---	---

DYS Child Benefits Fund (0727)

YOUTH TREATMENT PRGM	11.315	9181	200,000.00	25,422.19	---	174,577.81
----------------------	--------	------	------------	-----------	-----	------------

MO HealthNet Division

Pharmacy Rebates Fund (0114)

PHARMACY	11.435	1394	261,807,650.00	261,807,650.00	---	---
----------	--------	------	----------------	----------------	-----	-----

**STATE OF MISSOURI
SUMMARY OF APPROPRIATION ACTIVITY
GENERAL FUND - FEDERAL FUNDS
FOR THE APPROPRIATION YEAR 2017**

	H.B. No.	Appr. No.	Appropriations	Expenditures and Transfers Out	Reappropriations to 2018	Lapse of Appropriations
Third Party Liability Collections Fund (0120)						
MO HEALTHNET ADMIN PS	11.400	1387	398,428.00	397,546.61	---	881.39
MO HEALTHNET ADMIN E&E	11.400	1388	488,041.00	488,041.00	---	---
TPL CONTRACTS	11.415	1393	3,000,000.00	3,000,000.00	---	---
CLINICAL SRVC MGMT	11.405	6904	924,911.00	924,911.00	---	---
NURSING FACILITIES	11.470	6953	6,992,981.00	6,992,981.00	---	---
PHARMACY	11.435	6995	4,217,574.00	4,217,574.00	---	---
Title XIX Fund (0163)						
MANAGED CARE	11.505	1784	1,234,005,248.00	1,214,353,078.18	---	19,652,169.82
HOME HEALTH	11.470	1798	4,634,502.00	3,328,180.19	---	1,306,321.81
COMMUNITY HEALTH WORKER	11.520	1891	1,000,000.00	644,342.18	---	355,657.82
CHAPS-AMBULANCE	11.485	2093	1,031,676.00	---	---	1,031,676.00
PHARMACY	11.435	2526	955,642,348.00	841,348,889.49	---	114,293,458.51
MISSOURI RX PLAN	11.435	2577	728,077.00	728,077.00	---	---
BLIND PENSION HLTHCAR BEN	11.600	2578	1,004,600.00	1,004,600.00	---	---
CHILDREN'S HLTH INS PRGM	11.555	2867	70,529,429.00	60,443,372.55	---	10,086,056.45
NEMT-OTHER DEPARTMENTS	11.485	3453	6,460,100.00	3,192,957.81	---	3,267,142.19
IGT SAFETY NET HOSPITALS	11.540	5183	61,505,748.00	15,018,870.70	---	46,486,877.30
NON-EMERGENCY TRANSPORT	11.485	5929	24,517,814.00	23,825,853.53	---	691,960.47
SCHOOL DISTRICT CLAIMING	11.595	6226	34,653,770.00	29,592,882.89	---	5,060,887.11
HOSPITAL CARE	11.510	6471	427,895,202.00	427,895,202.00	---	---
NURSING FACILITIES	11.470	6473	393,668,615.00	392,559,113.90	---	1,109,501.10
PHYS PYMTS SAFETY NET	11.515	6660	8,000,000.00	8,000,000.00	---	---
MONITORING PROGRAM	11.510	6739	600,000.00	200,000.00	---	400,000.00
PAGER PILOT	11.510	6745	365,000.00	208,462.26	---	156,537.74
IGT DMH MEDICAID PROGRAM	11.545	7170	232,250,273.00	222,419,145.34	---	9,831,127.66
PHARMACY MED D-CLAWBACK	11.435	7239	12,947,791.00	12,947,791.00	---	---
FQHC DISTRIBUTION	11.520	7933	7,759,115.00	4,922,918.32	---	2,836,196.68
IGT HEALTH CARE HOME	11.525	8109	1,243,400.00	---	---	1,243,400.00
PHYSICIAN RELATED PROF	11.455	8197	318,696,225.00	318,687,087.82	---	9,137.18
DENTAL	11.460	8199	10,178,203.00	9,918,003.57	---	260,199.43
PREMIUM PAYMENTS	11.465	8201	163,208,186.00	154,135,138.37	---	9,073,047.63
REHAB & SPECIALTY SVS	11.485	8205	155,861,106.00	152,019,073.29	---	3,842,032.71
SUPPL PYMTS PUBLIC FACLTY	11.480	8236	2,891,932.00	---	---	2,891,932.00
PUBLIC FACLTY PASSTHROUGH	11.480	8240	3,399,740.00	3,399,739.00	---	1.00
HOSPITAL HEALTH HOMES	11.525	8260	3,656,600.00	3,656,129.45	---	470.55

GROUND AMBULANCE	11.505	8713	1,537,928.00	1,537,928.00	---	---
COMPLEX REHAB TECH PRDCTS	11.490	8996	6,737,496.00	6,358,288.55	---	379,207.45
SHOW-ME HLTHY BABIES PRG	11.560	9383	16,246,593.00	12,203,071.71	---	4,043,521.29
NURSING HOMES PROV RATE	11.470	9888	11,941,539.00	11,941,539.00	---	---
Social Services and Other Sources Fund (0610)						
MO HEALTHNET ADMIN E&E	11.400	0215	3,334,371.00	2,211,531.50	---	1,122,839.50
WOMEN & MINORITY OUTREACH	11.410	1391	568,625.00	513,902.00	---	54,723.00
TPL CONTRACTS	11.415	1392	3,000,000.00	3,000,000.00	---	---
INFORMATION SYSTEMS	11.420	1439	55,866,963.00	34,262,350.89	---	21,604,612.11
REGIONAL CARE COORDINATN	11.527	2688	1,800,000.00	---	---	1,800,000.00
INFO SYS MMIS EE	11.420	4192	12,033,387.00	5,637,824.82	---	6,395,562.18
MO HEALTHNET ADMIN PS	11.400	6378	5,503,213.00	5,442,310.68	---	60,902.32
CLINICAL SRVC MGMT	11.405	6767	12,214,032.00	11,208,757.95	---	1,005,274.05
MONEY FOLLOWS THE PERSON	11.430	8398	532,549.00	473,757.31	---	58,791.69
SHOW-ME HEALTHY BABIES EE	11.560	9389	20,000.00	19,400.00	---	600.00
Federal Stimulus - Social Services Fund (2292)						
HEALTH TECH INCENTIVES	11.425	7962	40,000,000.00	31,066,701.90	---	8,933,298.10

DEPARTMENT OF CORRECTIONS

Office of the Director

Corrections Fund (0130)						
AMACHI	09.005	4607	71,024.00	71,024.00	---	---
FEDERAL PROGRAMS PS	09.015	8102	2,390,376.00	1,438,686.83	---	951,689.17
FEDERAL PROGRAMS EE	09.015	8103	2,456,446.00	940,099.51	---	1,516,346.49

Division of Human Services

Corrections Fund (0130)						
FOOD PURCHASES	09.050	4287	250,000.00	---	---	250,000.00
Subtotals			9,636,862,043.00	8,510,755,077.25	46,355,808.00	1,079,751,157.75

Appropriated Transfers Out To:

General Revenue Fund (0101)	10.070	T047	22,950,000.00	22,950,000.00	---	---
OA Information Technology Fund (0165)	06.335	T112	2,693,271.00	1,530,000.00	---	1,163,271.00
General Revenue Fund (0101)	05.525	T284	4,706,048.00	3,761,642.00	---	944,406.00
General Revenue Fund (0101)	05.525	T285	1,598.00	457.00	---	1,141.00
Social Security Contributions Fund (0702)	05.450	T292	32,106,806.00	28,001,235.80	---	4,105,570.20
Social Security Contributions Fund (0702)	05.450	T293	88,816.00	76,300.25	---	12,515.75
State Retirement Contributions Fund (0701)	05.465	T296	75,516,449.00	66,747,934.54	---	8,768,514.46
State Retirement Contributions Fund (0701)	05.465	T297	217,462.00	186,961.88	---	30,500.12
Missouri Consolidated Health Care Plan						
Benefit Fund (0765)	05.490	T303	98,702,185.00	92,209,533.69	---	6,492,651.31

**STATE OF MISSOURI
SUMMARY OF APPROPRIATION ACTIVITY
GENERAL FUND - FEDERAL FUNDS
FOR THE APPROPRIATION YEAR 2017**

	<u>H.B. No.</u>	<u>Appr. No.</u>	<u>Appropriations</u>	<u>Expenditures and Transfers Out</u>	<u>Reappropriations to 2018</u>	<u>Lapse of Appropriations</u>
Missouri Consolidated Health Care Plan						
Benefit Fund (0765)	05.490	T304	272,648.00	255,191.37	---	17,456.63
Economic Development Administrative Fund (0547)	07.010	T344	758,600.00	---	---	758,600.00
Insurance Dedicated Fund (0566)	07.415	T364	150,000.00	---	---	150,000.00
Missouri Office of Prosecution Services Fund (0680)	12.215	T465	100,000.00	---	---	100,000.00
Labor and Industrial Relations Administrative Fund (0122)	07.805	T471	4,261,604.00	2,397,099.00	---	1,864,505.00
Mental Health Fund (0148)	05.255	T541	341.00	340.45	---	0.55
Solid Waste Management Fund (0570)	05.255	T541	3,980.00	3,980.00	---	---
Social Services and Other Sources Fund (0610)	05.255	T541	237,708.00	237,707.52	---	0.48
General Revenue Fund (0101)	10.075	T545	133,879,424.00	129,002,245.62	---	4,877,178.38
Budget Reserve Fund (0100)	05.240	T567	5,990,162.00	5,990,162.00	---	---
Budget Reserve Fund (0100)	05.245	T568	238.00	237.98	---	0.02
Multimodal Operations Fund (0126)	04.470	T618	6,700,000.00	6,577,367.37	---	122,632.63
OA Information Technology Fund (0165)	10.015	T640	100,000.00	63,906.73	---	36,093.27
General Revenue Fund (0101)	05.260	T652	1,678,272.00	1,678,272.00	---	---
General Revenue Fund (0101)	05.260	T653	188,152.00	188,152.00	---	---
Labor and Industrial Relations Administrative Fund (0122)	07.810	T890	41,601.00	32,694.00	---	8,907.00
Labor and Industrial Relations Administrative Fund (0122)	07.810	T891	4,989,980.00	3,252,412.00	---	1,737,568.00
Economic Development Administrative Fund (0547)	07.010	T898	258,746.00	196,161.71	---	62,584.29
General Revenue Fund (0101)	10.080	T906	50,000,000.00	44,226,861.00	---	5,773,139.00
Subtotals			<u>446,594,091.00</u>	<u>409,566,855.91</u>	<u>---</u>	<u>37,027,235.09</u>
Totals			<u>\$ 10,083,456,134.00</u>	<u>\$ 8,920,321,933.16</u>	<u>\$ 46,355,808.00</u>	<u>\$ 1,116,778,392.84</u>

**STATE OF MISSOURI
SUMMARY OF APPROPRIATION ACTIVITY
SPECIAL REVENUE FUNDS
FOR THE APPROPRIATION YEAR 2017**

	<u>H.B. No.</u>	<u>Appr. No.</u>	<u>Appropriations</u>	<u>Expenditures and Transfers Out</u>	<u>Reappropriations to 2018</u>	<u>Lapse of Appropriations</u>
<u>LEGISLATURE</u>						
<u>House of Representatives</u>						
State Capitol Commission Fund (0745) STATE CAPITOL COMMISSION	12.507	1750	\$ 15,000.00	\$ ---	\$ ---	\$ 15,000.00
<u>Committee on Legislative Research</u>						
Statutory Revision Fund (0546) LEG RES-PUBLISH STATUTES	12.520	3035	660,739.00	374,162.08	---	286,576.92
<u>JUDICIARY</u>						
Judiciary Education and Training Fund (0847) JUDICIARY LEASING	13.005	6085	127,449.00	121,084.01	---	6,364.99
<u>Office of State Courts Administrator</u>						
Statewide Court Automation Fund (0270) COURT AUTOMATION PS	12.305	0735	1,655,364.00	1,340,291.83	---	315,072.17
COURT AUTOMATION E&E	12.305	3137	3,595,125.00	1,723,564.85	---	1,871,560.15
Crime Victims' Compensation Fund (0681) ICM SUPPORT E&E	12.305	7087	887,200.00	887,200.00	---	---
Basic Civil Legal Services Fund (0757) BASIC LEGAL SERV CIP-PS	12.305	6845	93,632.00	93,236.00	---	396.00
BASIC LEGAL SERV CIP-EE	12.305	6846	4,866.00	4,719.04	---	146.96
BASIC LEGAL SERVICES	12.305	9167	5,000,000.00	4,089,354.03	---	910,645.97
State Court Administration Revolving Fund (0831) STATE COURTS ADMIN E&E	12.305	3031	60,000.00	16,153.31	---	43,846.69
Judiciary Education and Training Fund (0847) JUDICIAL TRNG & ED PS	12.305	4186	593,454.00	515,437.69	---	78,016.31
JUDICIAL TRNG & ED E&E	12.305	4187	843,688.00	822,418.53	---	21,269.47
<u>Circuit Courts</u>						
State Court Administration Revolving Fund (0831) CIRCUIT PERSONNEL E&E	12.320	6239	170,000.00	133,798.39	---	36,201.61
Domestic Relations Resolution Fund (0852) DOMESTIC RELATIONS	12.320	4618	300,000.00	169,217.99	---	130,782.01

Legal Defense and Defender

Legal Defense and Defender Fund (0670)

PUBLIC DEFENDER COMM PS	12.400	0951	135,187.00	135,186.47	---	0.53
PUBLIC DEFENDER COMM	12.400	7673	2,850,756.00	897,294.87	---	1,953,461.13

EXECUTIVE**Secretary of State**

Secretary of State's Technology Trust

Account Fund (0266)

SEC OF STATE STATE OWNED	13.010	7774	6,280.00	6,280.00	---	---
--------------------------	--------	------	----------	----------	-----	-----

Local Records Preservation Fund (0577)

SEC OF STATE LEASING	13.005	6081	1,866.00	1,866.00	---	---
----------------------	--------	------	----------	----------	-----	-----

SEC OF STATE STATE OWNED	13.010	7775	5,097.00	5,097.00	---	---
--------------------------	--------	------	----------	----------	-----	-----

Record Services

Local Records Preservation Fund (0577)

SEC OF STATE PS	12.035	9491	1,030,039.00	470,306.90	---	559,732.10
-----------------	--------	------	--------------	------------	-----	------------

SEC OF STATE E&E	12.035	9492	319,969.00	131,588.14	---	188,380.86
------------------	--------	------	------------	------------	-----	------------

LOCAL RECORDS GRANTS	12.090	9835	400,000.00	46,292.42	---	353,707.58
----------------------	--------	------	------------	-----------	-----	------------

Missouri State Archives - St. Louis Trust
Fund (0770)

DOCUMENT PRESERVATION	12.095	0781	1.00	---	---	1.00
-----------------------	--------	------	------	-----	-----	------

State Document Preservation Fund (0836)

DOCUMENT PRESERVATION E&E	12.095	3994	25,000.00	6,114.60	---	18,885.40
---------------------------	--------	------	-----------	----------	-----	-----------

Information Technology Services

Secretary of State's Technology Trust

Account Fund (0266)

SEC OF STATE PS	12.035	2221	376,017.00	223,903.50	---	152,113.50
-----------------	--------	------	------------	------------	-----	------------

SEC OF STATE E&E	12.035	2222	2,411,180.00	2,377,065.80	---	34,114.20
------------------	--------	------	--------------	--------------	-----	-----------

State Auditor

Conservation Commission Fund (0609)

STATE AUDITOR PS	12.145	2209	45,743.00	45,704.66	---	38.34
------------------	--------	------	-----------	-----------	-----	-------

STATE AUDITOR E&E	12.145	2211	2,611.00	2,608.65	---	2.35
-------------------	--------	------	----------	----------	-----	------

Parks Sales Tax Fund (0613)

STATE AUDITOR PS	12.145	0059	22,847.00	22,713.24	---	133.76
------------------	--------	------	-----------	-----------	-----	--------

Soil and Water Sales Tax Fund (0614)

STATE AUDITOR PS	12.145	0060	22,038.00	21,911.19	---	126.81
------------------	--------	------	-----------	-----------	-----	--------

State Treasurer

Treasurer's Information Fund (0255)

TREASURER'S INFO FUND	12.150	0747	8,000.00	177.41	---	7,822.59
-----------------------	--------	------	----------	--------	-----	----------

**STATE OF MISSOURI
SUMMARY OF APPROPRIATION ACTIVITY
SPECIAL REVENUE FUNDS
FOR THE APPROPRIATION YEAR 2017**

	<u>H.B. No.</u>	<u>Appr. No.</u>	<u>Appropriations</u>	<u>Expenditures and Transfers Out</u>	<u>Reappropriations to 2018</u>	<u>Lapse of Appropriations</u>
<u>Attorney General</u>						
Gaming Commission Fund (0286)						
ATTORNEY GENERAL PS	12.195	2314	114,640.00	114,640.00	---	---
ATTORNEY GENERAL E&E	12.195	3333	30,747.00	30,747.00	---	---
ATTORNEY GENERAL ST OWNED	13.010	7780	4,197.00	4,197.00	---	---
Natural Resources Protection - Water Pollution Permit Fee Subaccount Fund (0568)						
ATTORNEY GENERAL PS	12.195	1521	38,864.00	38,864.00	---	---
ATTORNEY GENERAL E&E	12.195	1522	4,715.00	4,715.00	---	---
ATTORNEY GENERAL ST OWNED	13.010	7782	8,381.00	8,381.00	---	---
Solid Waste Management Fund (0570)						
ATTORNEY GENERAL PS	12.195	1523	38,864.00	38,864.00	---	---
ATTORNEY GENERAL E&E	12.195	1524	5,215.00	5,215.00	---	---
Motor Vehicle Commission Fund (0588)						
ATTORNEY GENERAL PS	12.195	9618	40,252.00	40,252.00	---	---
ATTORNEY GENERAL E&E	12.195	9619	11,300.00	11,300.00	---	---
Health Spa Regulatory Fund (0589)						
ATTORNEY GENERAL E&E	12.195	0806	5,000.00	5,000.00	---	---
Natural Resources Protection - Air Pollution Permit Fee Subaccount Fund (0594)						
ATTORNEY GENERAL PS	12.195	1525	8,832.00	4,002.85	---	4,829.15
ATTORNEY GENERAL E&E	12.195	1526	34,715.00	28,850.46	---	5,864.54
Soil and Water Sales Tax Fund (0614)						
ATTORNEY GENERAL PS	12.195	1527	12,948.00	12,948.00	---	---
ATTORNEY GENERAL E&E	12.195	1528	2,267.00	2,267.00	---	---
Workers' Compensation Fund (0652)						
ATTORNEY GENERAL PS	12.195	2316	279,687.00	165,117.44	---	114,569.56
ATTORNEY GENERAL LEASING	13.005	3188	77,983.00	77,869.06	---	113.94
ATTORNEY GENERAL E&E	12.195	7588	204,053.00	5,835.54	---	198,217.46
ATTORNEY GENERAL ST OWNED	13.010	7783	29,527.00	29,235.96	---	291.04
Workers' Compensation - Second Injury Fund (0653)						
ATTORNEY GENERAL LEASING	13.005	3189	77,982.00	77,869.06	---	112.94
ATTORNEY GENERAL PS	12.195	4011	2,072,901.00	1,900,664.93	---	172,236.07
ATTORNEY GENERAL E&E	12.195	4012	1,068,526.00	916,956.45	---	151,569.55
ATTORNEY GENERAL ST OWNED	13.010	7784	29,527.00	29,235.96	---	291.04

Hazardous Waste Fund (0676)						
ATTORNEY GENERAL PS	12.195	1556	299,104.00	299,104.00	---	---
ATTORNEY GENERAL E&E	12.195	1557	14,880.00	14,880.00	---	---
ATTORNEY GENERAL LEASING	13.005	2005	6,851.00	6,306.36	---	544.64
ATTORNEY GENERAL ST OWNED	13.010	7786	7,700.00	7,700.00	---	---
Safe Drinking Water Fund (0679)						
ATTORNEY GENERAL PS	12.195	1558	12,980.00	2,966.67	---	10,013.33
ATTORNEY GENERAL E&E	12.195	1559	2,265.00	2,265.00	---	---
Missouri Office of Prosecution Services Fund (0680)						
ATTORNEY GENERAL LEASING	13.005	2022	34,797.00	34,074.28	---	722.72
Attorney General Trust Fund (0794)						
ATY GENERAL TRUST E&E	12.220	7053	4,000,000.00	371,090.03	---	3,628,909.97
Inmate Incarceration Reimbursement Act Revolving Fund (0828)						
ATTORNEY GENERAL E&E	12.195	4183	45,640.00	21,245.69	---	24,394.31
ATTORNEY GENERAL PS	12.195	4204	98,162.00	95,694.31	---	2,467.69
ATTORNEY GENERAL ST OWNED	13.010	7787	9,062.00	9,062.00	---	---
Mined Land Reclamation Fund (0906)						
ATTORNEY GENERAL PS	12.195	1560	12,948.00	11,896.47	---	1,051.53
ATTORNEY GENERAL E&E	12.195	1561	2,262.00	2,262.00	---	---

Missouri Office of Prosecution Services

Missouri Office of Prosecution Services Fund (0680)						
OFFICE OF PROS SVS PS	12.210	7337	325,759.00	253,431.78	---	72,327.22
OFFICE OF PROS SVS E&E	12.210	7338	1,713,795.00	462,927.57	---	1,250,867.43
Missouri Office of Prosecution Services Revolving Fund (0844)						
OFFICE OF PROS SVS PS	12.210	3026	25,000.00	20,378.80	---	4,621.20
OFFICE OF PROS SVS E&E	12.210	4106	125,000.00	44,207.21	---	80,792.79

OFFICE OF ADMINISTRATION

Division of Accounting

MO HealthNet Managed Care Organization Reimbursement Allowance Fund (0160)						
UNEMPLOYMENT BENEFITS OTH	05.480	4255	88.00	---	---	88.00
Secretary of State's Technology Trust Account Fund (0266)						
UNEMPLOYMENT BENEFITS	05.480	8643	10,000.00	---	---	10,000.00
Nursing Facility Quality of Care Fund (0271)						
UNEMPLOYMENT BENEFITS	05.480	6341	2,647.00	25.11	---	2,621.89

**STATE OF MISSOURI
SUMMARY OF APPROPRIATION ACTIVITY
SPECIAL REVENUE FUNDS
FOR THE APPROPRIATION YEAR 2017**

	<u>H.B. No.</u>	<u>Appr. No.</u>	<u>Appropriations</u>	<u>Expenditures and Transfers Out</u>	<u>Reappropriations to 2018</u>	<u>Lapse of Appropriations</u>
Division of Tourism Supplemental Revenue Fund (0274)						
UNEMPLOYMENT BENEFITS	05.480	6971	129.00	---	---	129.00
Health Initiatives Fund (0275)						
UNEMPLOYMENT BENEFITS	05.480	5990	1,748.00	608.00	---	1,140.00
TEACHER RETIREMENT CONTR	05.475	6105	500.00	26.53	---	473.47
Gaming Commission Fund (0286)						
UNEMPLOYMENT BENEFITS	05.480	6671	3,109.00	3,108.00	---	1.00
Animal Care Reserve Fund (0295)						
UNEMPLOYMENT BENEFITS	05.480	6672	1,708.00	---	---	1,708.00
Missouri Public Health Services Fund (0298)						
UNEMPLOYMENT BENEFITS	05.480	2310	3,816.00	211.22	---	3,604.78
Veterans Commission Capital Improvement Trust Fund (0304)						
UNEMPLOYMENT BENEFITS	05.480	6893	3,517.00	---	---	3,517.00
Commodity Council Merchandising Fund (0406)						
UNEMPLOYMENT BENEFITS	05.480	7029	1,488.00	---	---	1,488.00
Division of Alcohol and Tobacco Control Fund (0544)						
UNEMPLOYMENT BENEFITS	05.480	1319	925.00	---	---	925.00
Insurance Examiners Fund (0552)						
UNEMPLOYMENT BENEFITS	05.480	6674	820.00	---	---	820.00
Professional and Practical Nursing Student Loan and Nurse Loan Repayment Fund (0565)						
UNEMPLOYMENT BENEFITS	05.480	4489	89.00	---	---	89.00
Insurance Dedicated Fund (0566)						
UNEMPLOYMENT BENEFITS	05.480	6002	15,852.00	6,400.00	---	9,452.00
Natural Resources Protection - Water Pollution Permit Fee Subaccount Fund (0568)						
UNEMPLOYMENT BENEFITS	05.480	6797	3,205.00	3,203.75	---	1.25
Solid Waste Management Fund (0570)						
UNEMPLOYMENT BENEFITS	05.480	6675	2,260.00	6.89	---	2,253.11
Chemical Emergency Preparedness Fund (0587)						
UNEMPLOYMENT BENEFITS	05.480	3006	1,967.00	---	---	1,967.00
Motor Vehicle Commission Fund (0588)						
UNEMPLOYMENT BENEFITS	05.480	6718	2,512.00	---	---	2,512.00

Natural Resources Protection - Air Pollution Permit Fee Subaccount Fund (0594)						
UNEMPLOYMENT BENEFITS OTH	05.480	6154	17.00	15.91	---	1.09
Public Service Commission Fund (0607)						
UNEMPLOYMENT BENEFITS	05.480	6343	21,770.00	750.31	---	21,019.69
Conservation Commission Fund (0609)						
UNEMPLOYMENT BENEFITS	05.480	2240	134,264.00	83,233.45	---	51,030.55
Parks Sales Tax Fund (0613)						
UNEMPLOYMENT BENEFITS	05.480	6237	185,301.00	91,118.01	---	94,182.99
Soil and Water Sales Tax Fund (0614)						
UNEMPLOYMENT BENEFITS	05.480	6238	3,760.00	---	---	3,760.00
Social Services Educational Improvement Fund (0620)						
TEACHER RETIREMENT CONTR	05.475	3440	1,500.00	697.98	---	802.02
UNEMPLOYMENT BENEFITS	05.480	6003	10,218.00	4,270.38	---	5,947.62
Board of Registration for Healing Arts Fund (0634)						
UNEMPLOYMENT BENEFITS	05.480	8161	3,500.00	---	---	3,500.00
State Board of Nursing Fund (0635)						
UNEMPLOYMENT BENEFITS	05.480	6799	7,152.00	7,150.88	---	1.12
Board of Pharmacy Fund (0637)						
UNEMPLOYMENT BENEFITS	05.480	8133	4,500.00	---	---	4,500.00
Real Estate Commission Fund (0638)						
UNEMPLOYMENT BENEFITS	05.480	0790	2,997.00	2,995.58	---	1.42
State Highways and Transportation Department Fund (0644)						
HWY PATROL UNEMPLOY	05.485	6365	144,942.00	7,577.89	---	137,364.11
Grain Inspection Fees Fund (0647)						
UNEMPLOYMENT BENEFITS	05.480	6004	22,281.00	22,280.00	---	1.00
Workers' Compensation Fund (0652)						
UNEMPLOYMENT BENEFITS	05.480	6005	10,287.00	4,122.00	---	6,165.00
Workers' Compensation - Second Injury Fund (0653)						
UNEMPLOYMENT BENEFITS	05.480	6346	2,977.00	---	---	2,977.00
Groundwater Protection Fund (0660)						
UNEMPLOYMENT BENEFITS	05.480	6347	18.00	---	---	18.00
Petroleum Inspection Fund (0662)						
UNEMPLOYMENT BENEFITS	05.480	3763	4,750.00	2,113.93	---	2,636.07
Legal Defense and Defender Fund (0670)						
UNEMPLOYMENT BENEFITS	05.480	6749	1,403.00	---	---	1,403.00
Criminal Record System Fund (0671)						
UNEMPLOYMENT BENEFITS	05.480	8228	4,500.00	---	---	4,500.00
Hazardous Waste Fund (0676)						
UNEMPLOYMENT BENEFITS	05.480	6151	6.00	---	---	6.00

**STATE OF MISSOURI
SUMMARY OF APPROPRIATION ACTIVITY
SPECIAL REVENUE FUNDS
FOR THE APPROPRIATION YEAR 2017**

	<u>H.B. No.</u>	<u>Appr. No.</u>	<u>Appropriations</u>	<u>Expenditures and Transfers Out</u>	<u>Reappropriations to 2018</u>	<u>Lapse of Appropriations</u>
State Board for Architects, Professional Engineers, Land Surveyors and Landscape Architects Fund (0678)						
UNEMPLOYMENT BENEFITS	05.480	9199	850.00	---	---	850.00
Safe Drinking Water Fund (0679)						
UNEMPLOYMENT BENEFITS OTH	05.480	7080	354.00	352.66	---	1.34
Missouri Office of Prosecution Services Fund (0680)						
UNEMPLOYMENT BENEFITS	05.480	8229	1,750.00	---	---	1,750.00
Crime Victims' Compensation Fund (0681)						
UNEMPLOYMENT BENEFITS	05.480	7513	560.00	558.18	---	1.82
Missouri Rx Plan Fund (0779)						
UNEMPLOYMENT BENEFITS OTH	05.480	3012	2,511.00	2,510.00	---	1.00
Economic Development Advancement Fund (0783)						
UNEMPLOYMENT BENEFITS	05.480	7475	2,879.00	---	---	2,879.00
Early Childhood Development, Education and Care Fund (0859)						
UNEMPLOYMENT BENEFITS	05.480	4268	261.00	---	---	261.00
Guaranty Agency Operating Fund (0880)						
UNEMPLOYMENT BENEFITS	05.480	6357	2,500.00	---	---	2,500.00
Missouri National Guard Trust Fund (0900)						
UNEMPLOYMENT BENEFITS	05.480	1157	1,404.00	---	---	1,404.00
Special Employment Security Fund (0949)						
UNEMPLOYMENT BENEFITS	05.480	6750	1,100.00	---	---	1,100.00
Aviation Trust Fund (0952)						
UNEMPLOYMENT BENEFITS	05.480	8162	5,750.00	---	---	5,750.00
Unemployment Automation Fund (0953)						
UNEMPLOYMENT BENEFITS OTH	05.480	4277	3,257.00	3,256.00	---	1.00
Ambulance Service Reimbursement Allowance Fund (0958)						
UNEMPLOYMENT BENEFITS OTH	05.480	8880	3.00	2.51	---	0.49
Agriculture Protection Fund (0970)						
UNEMPLOYMENT BENEFITS	05.480	8135	3,500.00	2,300.00	---	1,200.00

Information Technology Services Division

Elevator Safety Fund (0257)							
DPS IT CONSOLIDATION E&E	05.020	1296	21,990.00	20,523.02	---	1,466.98	
Missouri Arts Council Trust Fund (0262)							
DED IT CONSOLIDATION E&E	05.020	1297	22,660.00	15,905.90	---	6,754.10	
Missouri Commission for the Deaf Board of Certification of Interpreters Fund (0264)							
DESE IT CONSOLIDATION E&E	05.020	1298	3,999.00	---	---	3,999.00	
DESE IT CONSOLIDATION PS	05.020	8637	5,151.00	1,176.55	---	3,974.45	
Nursing Facility Quality of Care Fund (0271)							
DHSS IT CONSOLIDATION PS	05.020	1301	321,824.00	274,841.24	---	46,982.76	
DHSS IT CONSOLIDATION E&E	05.020	1302	104,038.00	704.82	---	103,333.18	
Division of Tourism Supplemental Revenue Fund (0274)							
DED IT CONSOLIDATION E&E	05.020	1303	55,478.00	14,134.69	---	41,343.31	
Health Initiatives Fund (0275)							
DSS IT CONSOLIDATION PS	05.020	1306	4.00	---	---	4.00	
DHSS IT CONSOLIDATION E&E	05.020	1308	53,000.00	44,689.24	---	8,310.76	
DSS IT CONSOLIDATION EE	05.020	2227	67.00	---	---	67.00	
Lottery Proceeds Fund (0291)							
DESE IT CONSOLIDATION E&E	05.020	1313	97,124.00	94,196.00	---	2,928.00	
Animal Health Laboratory Fee Fund (0292)							
MDA IT CONSOLIDATION E&E	05.020	1315	5,925.00	1,011.08	---	4,913.92	
Mammography Fund (0293)							
DHSS IT CONSOLIDATION E&E	05.020	1327	4,637.00	2,553.21	---	2,083.79	
Animal Care Reserve Fund (0295)							
MDA IT CONSOLIDATION E&E	05.020	1332	9,407.00	241.98	---	9,165.02	
Elderly Home-Delivered Meals Trust Fund (0296)							
DOR IT CONSOLIDATION E&E	05.020	2912	10,970.00	8,776.32	---	2,193.68	
Missouri Public Health Services Fund (0298)							
DHSS IT CONSOLIDATION E&E	05.020	1333	829,553.00	817,533.64	---	12,019.36	
DHSS IT CONSOLIDATION PS	05.020	2234	236,946.00	69,517.39	---	167,428.61	
Livestock Brands Fund (0299)							
MDA IT CONSOLIDATION E&E	05.020	1337	2,998.00	---	---	2,998.00	
Veterans Commission Capital Improvement Trust Fund (0304)							
DPS IT CONSOLIDATION E&E	05.020	1338	146,928.00	145,971.52	---	956.48	
Commodity Council Merchandising Fund (0406)							
MDA IT CONSOLIDATION E&E	05.020	1340	876.00	---	---	876.00	
Division of Alcohol and Tobacco Control Fund (0544)							
DPS IT CONSOLIDATION PS	05.020	1478	165,300.00	72,432.63	---	92,867.37	
DPS IT CONSOLIDATION E&E	05.020	1515	62,200.00	18,994.11	---	43,205.89	

**STATE OF MISSOURI
SUMMARY OF APPROPRIATION ACTIVITY
SPECIAL REVENUE FUNDS
FOR THE APPROPRIATION YEAR 2017**

	<u>H.B. No.</u>	<u>Appr. No.</u>	<u>Appropriations</u>	<u>Expenditures and Transfers Out</u>	<u>Reappropriations to 2018</u>	<u>Lapse of Appropriations</u>
Division of Credit Unions Fund (0548)						
DIFP IT CONSOLIDATION E&E	05.020	1372	36,106.00	18,710.36	---	17,395.64
Division of Finance Fund (0550)						
DIFP IT CONSOLIDATION PS	05.020	1375	58,700.00	10,957.11	---	47,742.89
DIFP IT CONSOLIDATION E&E	05.020	1376	151,044.00	130,636.55	---	20,407.45
Insurance Examiners Fund (0552)						
DOI IT CONSOLIDATION E&E	05.020	1378	121,328.00	49,840.58	---	71,487.42
Deaf Relay Service and Equipment Distribution Program Fund (0559)						
DESE IT CONSOLIDATION E&E	05.020	2343	12,990.00	---	---	12,990.00
Professional and Practical Nursing Student Loan and Nurse Loan Repayment Fund (0565)						
DHSS IT CONSOLIDATION E&E	05.020	1381	5,595.00	3,087.43	---	2,507.57
DHSS IT CONSOLIDATION PS	05.020	7852	1,545.00	578.18	---	966.82
Insurance Dedicated Fund (0566)						
DOI IT CONSOLIDATION PS	05.020	1383	527,922.00	461,532.63	---	66,389.37
DOI IT CONSOLIDATION E&E	05.020	1395	401,044.00	216,210.80	---	184,833.20
Livestock Sales and Markets Fees Fund (0581)						
MDA IT CONSOLIDATION E&E	05.020	1412	260.00	---	---	260.00
Chemical Emergency Preparedness Fund (0587)						
DPS IT CONSOLIDATION E&E	05.020	1447	11,425.00	2,169.46	---	9,255.54
Motor Vehicle Commission Fund (0588)						
DOR IT CONSOLIDATION PS	05.020	2235	68,010.00	63,215.45	---	4,794.55
DOR IT CONSOLIDATION E&E	05.020	2859	42,805.00	29,434.38	---	13,370.62
Conservation Commission Fund (0609)						
DOR IT CONSOLIDATION E&E	05.020	2917	33,198.00	26,558.88	---	6,639.12
Livestock Dealer Law Enforcement and Administration Fund (0624)						
MDA IT CONSOLIDATION E&E	05.020	1489	95.00	---	---	95.00
State Highways and Transportation Department Fund (0644)						
DOR IT CONSOLIDATION PS	05.020	2237	893,247.00	832,636.07	---	60,610.93
DOR IT CONSOLIDATION E&E	05.020	2239	1,902,388.00	1,836,825.01	---	65,562.99
Milk Inspection Fees Fund (0645)						
MDA IT CONSOLIDATION E&E	05.020	1505	4,961.00	---	---	4,961.00

Health and Senior Services Document
Services Fund (0646)

DHSS IT CONSOLIDATION PS	05.020	1506	17.00	---	---	17.00
DHSS IT CONSOLIDATION E&E	05.020	1507	108,306.00	156.15	---	108,149.85
Grain Inspection Fees Fund (0647)						
MDA IT CONSOLIDATION E&E	05.020	1509	33,845.00	3,583.61	---	30,261.39
Workers' Compensation Fund (0652)						
DOLIR IT CONSOLIDATION EE	05.020	1511	3,224,460.00	348,991.37	---	2,875,468.63
DOLIR IT CONSOLIDATION PS	05.020	2334	100,000.00	70,673.07	---	29,326.93
Missouri Land Survey Fund (0668)						
MDA IT CONSOLIDATION E&E	05.020	8835	153,285.00	29,365.24	---	123,919.76
MDA IT CONSOLIDATION PS	05.020	9825	25,500.00	---	---	25,500.00
Hazardous Waste Fund (0676)						
DHSS IT CONSOLIDATION E&E	05.020	3690	8,700.00	8,628.47	---	71.53
Safe Drinking Water Fund (0679)						
DHSS IT CONSOLIDATION PS	05.020	1203	2,001.00	291.85	---	1,709.15
DHSS IT CONSOLIDATION E&E	05.020	7891	42,304.00	2,173.30	---	40,130.70
Crime Victims' Compensation Fund (0681)						
DPS IT CONSOLIDATION E&E	05.020	1590	3,999.00	1,846.55	---	2,152.45
DPS/DOLIR IT CONSOL E&E	05.020	1659	21,542.00	8,352.18	---	13,189.82
DPS/DOLIR IT CONSOL PS	05.020	2339	19,672.00	9,588.59	---	10,083.41
Agriculture Business Development Fund (0683)						
MDA IT CONSOLIDATION E&E	05.020	1602	2,491.00	---	---	2,491.00
Children's Trust Fund (0694)						
OA IT CONSOLDIATION E&E	05.020	3613	4,200.00	2,151.15	---	2,048.85
Proprietary School Certification Fund (0729)						
DHE IT CONSOLIDATION PS	05.020	8887	14,423.00	67.33	---	14,355.67
DHE IT CONSOLIDATION E&E	05.020	8888	52,800.00	50,100.04	---	2,699.96
Boiler and Pressure Vessels Safety Fund (0744)						
DPS IT CONSOLIDATION E&E	05.020	2135	14,520.00	12,632.83	---	1,887.17
Missouri Rx Plan Fund (0779)						
DSS IT CONSOLIDATION E&E	05.020	2333	15,000.00	---	---	15,000.00
Putative Father Registry Fund (0780)						
DHSS IT CONSOLIDATION E&E	05.020	1625	12,300.00	4,649.31	---	7,650.69
Organ Donor Program Fund (0824)						
DHSS IT CONSOLIDATION E&E	05.020	1627	272,000.00	22,396.49	---	249,603.51
Child Labor Enforcement Fund (0826)						
DOLIR IT CONSOLIDATION EE	05.020	1628	14,995.00	28.28	---	14,966.72
Early Childhood Development, Education and Care Fund (0859)						
DHSS IT CONSOLIDATION E&E	05.020	1630	23,849.00	11,174.20	---	12,674.80
DSS IT CONSOLIDATION PS	05.020	1632	1.00	---	---	1.00

**STATE OF MISSOURI
SUMMARY OF APPROPRIATION ACTIVITY
SPECIAL REVENUE FUNDS
FOR THE APPROPRIATION YEAR 2017**

	H.B. No.	Appr. No.	Appropriations	Expenditures and Transfers Out	Reappropriations to 2018	Lapse of Appropriations
Guaranty Agency Operating Fund (0880)						
DHE IT CONSOLIDATION PS	05.020	1633	603,303.00	274,275.63	---	329,027.37
DHE IT CONSOLIDATION E&E	05.020	1634	248,030.00	90,158.83	---	157,871.17
Agriculture Development Fund (0904)						
MDA IT CONSOLIDATION E&E	05.020	1652	880.00	---	---	880.00
Special Employment Security Fund (0949)						
DOLIR IT CONSOLIDATION EE	05.020	1656	109,999.00	107,446.31	---	2,552.69
Unemployment Automation Fund (0953)						
DOLIR IT CONSOLIDATION PS	05.020	4398	1,021,356.00	1,021,029.78	---	326.22
DOLIR IT CNSL COMP SYSTEM	05.020	4446	12,103,388.00	5,175,659.97	---	6,927,728.03
Agriculture Protection Fund (0970)						
MDA IT CONSOLIDATION E&E	05.020	8455	71,125.00	24,087.92	---	47,037.08
MDA IT CONSOLIDATION PS	05.020	8886	68,344.00	2,069.23	---	66,274.77
<u>Division of Facilities Management, Design and Construction</u>						
State Capitol Commission Fund (0745)						
2ND STATE CAPITOL COMM	05.060	6364	25,000.00	---	---	25,000.00
<u>Division of General Services</u>						
Conservation Commission Fund (0609)						
WORKERS' COMP & SIF TAX	05.530	3439	71,744.00	71,743.58	---	0.42
WORKERS' COMPENSATION	05.520	4542	1,200,000.00	858,023.05	---	341,976.95
<u>Children's Trust Fund</u>						
Children's Trust Fund (0694)						
CTF PROGRAMS	05.140	5608	2,800,000.00	1,960,129.51	---	839,870.49
OA STATE OWNED	13.010	7675	13,105.00	13,083.23	---	21.77
CHILDREN'S TRUST FUND PS	05.140	8371	235,240.00	230,546.86	---	4,693.14
CHILDREN'S TRUST FUND E&E	05.140	8372	112,092.00	56,224.14	---	55,867.86
<u>DEPARTMENT OF AGRICULTURE</u>						
Animal Health Laboratory Fee Fund (0292)						
AGRICULTURE STATE OWNED	13.010	7808	32,055.00	32,055.00	---	---
Animal Care Reserve Fund (0295)						
AGRICULTURE STATE OWNED	13.010	7678	1,937.00	1,937.00	---	---

Commodity Council Merchandising Fund (0406)						
AGRICULTURE STATE OWNED	13.010	7679	2,753.00	2,095.68	---	657.32
Milk Inspection Fees Fund (0645)						
AGRICULTURE STATE OWNED	13.010	7681	4,801.00	4,110.00	---	691.00
Grain Inspection Fees Fund (0647)						
AGRICULTURE LEASING	13.005	1474	43,222.00	41,311.39	---	1,910.61
AGRICULTURE STATE OWNED	13.010	7682	3,439.00	2,620.92	---	818.08
Petroleum Inspection Fund (0662)						
AGRICULTURE LEASING	13.005	0653	6,408.00	6,408.00	---	---
AGRICULTURE STATE OWNED	13.010	7683	100,338.00	100,338.00	---	---
Agriculture Development Fund (0904)						
AGRICULTURE STATE OWNED	13.010	7686	1,132.00	1,132.00	---	---
Agriculture Protection Fund (0970)						
AGRICULTURE LEASING	13.005	8194	3,351.00	2,705.20	---	645.80
AGRICULTURE STATE OWNED	13.010	8245	285,141.00	282,322.68	---	2,818.32

Office of the Director

Animal Health Laboratory Fee Fund (0292)						
DIRECTOR'S OFFICE PS	06.005	7904	59,283.00	56,249.74	---	3,033.26
DIRECTOR'S OFFICE E&E	06.005	7905	252,500.00	251,005.57	---	1,494.43
Animal Care Reserve Fund (0295)						
DIRECTOR'S OFFICE PS	06.005	7906	23,222.00	23,092.68	---	129.32
DIRECTOR'S OFFICE E&E	06.005	7907	2,494.00	2,494.00	---	---
Grain Inspection Fees Fund (0647)						
DIRECTOR'S OFFICE PS	06.005	7922	28,455.00	28,002.91	---	452.09
DIRECTOR'S OFFICE E&E	06.005	7923	91,982.00	88,674.03	---	3,307.97
Petroleum Inspection Fund (0662)						
DIRECTOR'S OFFICE PS	06.005	7926	27,382.00	27,020.57	---	361.43
DIRECTOR'S OFFICE E&E	06.005	7927	2,940.00	2,940.00	---	---
Missouri Land Survey Fund (0668)						
DIRECTOR'S OFFICE PS	06.005	8875	8,396.00	8,180.45	---	215.55
DIRECTOR'S OFFICE E&E	06.005	8876	901.00	901.00	---	---
Veterinary Student Loan Payment Fund (0803)						
VETERINARY ST LOAN PRG	06.015	3209	180,000.00	116,400.00	---	63,600.00
Agriculture Protection Fund (0970)						
DIRECTOR'S OFFICE PS	06.005	7855	723,561.00	721,486.26	---	2,074.74
DIRECTOR'S OFFICE E&E	06.005	7856	130,225.00	130,225.00	---	---
REFUND ACCOUNT	06.005	7857	13,500.00	2,542.56	---	10,957.44

Division of Animal Health

Animal Health Laboratory Fee Fund (0292)						
ANIMAL HEALTH ADMIN PS	06.095	1222	26,870.00	9,301.70	---	17,568.30
ANIMAL HEALTH ADMIN E&E	06.095	2186	717,050.00	717,048.95	---	1.05

**STATE OF MISSOURI
SUMMARY OF APPROPRIATION ACTIVITY
SPECIAL REVENUE FUNDS
FOR THE APPROPRIATION YEAR 2017**

	<u>H.B. No.</u>	<u>Appr. No.</u>	<u>Appropriations</u>	<u>Expenditures and Transfers Out</u>	<u>Reappropriations to 2018</u>	<u>Lapse of Appropriations</u>
Animal Care Reserve Fund (0295)						
ANIMAL HEALTH ADMIN PS	06.095	1224	564,868.00	559,314.61	---	5,553.39
ANIMAL HEALTH ADMIN E&E	06.095	2187	189,956.00	140,415.17	---	49,540.83
Livestock Brands Fund (0299)						
LIVESTOCK BRANDS PRGM	06.095	1227	30,698.00	13,235.23	---	17,462.77
ANIMAL HEALTH ADMIN PS	06.095	8720	111.00	---	---	111.00
Livestock Sales and Markets Fees Fund (0581)						
LIVESTOCK MARKETS	06.095	9462	30,690.00	4,863.56	---	25,826.44
Missouri Pet Spay/Neuter Fund (0747)						
ANIMAL HEALTH ADMIN E&E	06.095	2830	50,000.00	14,730.00	---	35,270.00
Agriculture Protection Fund (0970)						
ANIMAL HEALTH ADMIN E&E	06.095	7863	2,462.00	293.00	---	2,169.00
Large Carnivore Fund (0988)						
ANIMAL HEALTH ADMIN E&E	06.095	8215	5,000.00	---	---	5,000.00
<u>Division of Grain Inspection and Warehousing</u>						
Commodity Council Merchandising Fund (0406)						
COMMODITY MERCHND SNG PS	06.105	2417	56,077.00	54,191.48	---	1,885.52
COMMODITY MERCHND SNG E&E	06.105	2418	19,655.00	16,893.85	---	2,761.15
Aquaculture Marketing Development Fund (0573)						
MO AQUACULTURE COUNCIL	06.110	2419	11,000.00	4,710.26	---	6,289.74
Apple Merchandising Fund (0615)						
RES & MKT DEV OF APPLES	06.110	2421	11,000.00	3,912.00	---	7,088.00
Grain Inspection Fees Fund (0647)						
GRAIN INSPECTION SVS E&E	06.105	2388	489,944.00	469,553.05	---	20,390.95
GRAIN INSPECTION SVS PS	06.105	3201	1,932,513.00	1,898,158.82	---	34,354.18
PAYMENT OF FED USER FEE	06.105	4552	100,000.00	25,444.03	---	74,555.97
Missouri Wine Marketing and Research Development Fund (0855)						
WINE MKTNG & RESEARCH	06.110	0554	111,000.00	26,692.70	---	84,307.30
Agriculture Protection Fund (0970)						
GRAIN REGULATORY SVS E&E	06.105	7865	54,170.00	30,922.00	---	23,248.00
<u>Division of Plant Industries</u>						
Boll Weevil Suppression and Eradication Fund (0823)						
BOLL WEEVIL ERADICAT PS	06.115	0556	40,673.00	2,710.05	---	37,962.95

BOLL WEEVIL ERADICAT E&E	06.115	0557	24,657.00	50.00	---	24,607.00
Agriculture Protection Fund (0970)						
HEMP PS	06.115	1001	75,546.00	69,357.85	---	6,188.15
HEMP E&E	06.115	1002	27,408.00	8,925.47	---	18,482.53
PLANT INDUSTRIES PRGM PS	06.115	7866	1,769,104.00	1,683,826.93	---	85,277.07
PLANT INDUSTRIES PRGM E&E	06.115	7867	440,538.00	411,700.53	---	28,837.47
GYPSY MOTH CNTRL PRGM PS	06.115	7868	133,887.00	127,506.00	---	6,381.00
GYPSY MOTH CNTRL PRGM E&E	06.115	7869	58,000.00	28,258.20	---	29,741.80

Division of Weights, Measures and Consumer Protection

Petroleum Inspection Fund (0662)						
WEIGHTS & MEASURES E&E	06.120	2573	757,817.00	645,476.44	---	112,340.56
WEIGHTS & MEASURES PS	06.120	8381	1,600,039.00	1,283,439.31	---	316,599.69
Agriculture Protection Fund (0970)						
WEIGHTS & MEASURES PS	06.120	7870	535,198.00	533,418.99	---	1,779.01
WEIGHTS & MEASURES E&E	06.120	7871	230,271.00	230,099.93	---	171.07

State Milk Board

Milk Inspection Fees Fund (0645)						
STATE MILK BOARD PS	06.145	0265	450,087.00	291,588.59	---	158,498.41
STATE MILK BOARD E&E	06.145	0267	212,407.00	168,529.79	---	43,877.21
MILK BOARD LOCAL HLTH	06.145	0268	736,022.00	526,235.46	---	209,786.54
State Contracted Manufacturing Dairy Plant Inspection and Grading Fee Fund (0661)						
DAIRY PLNT INSPCTIONS E&E	06.145	7362	4,305.00	---	---	4,305.00
DAIRY PLNT INSPECTIONS PD	06.145	9055	247.00	---	---	247.00

Agriculture Business Development

Agriculture Business Development Fund (0683)						
AGRI BUS GOV'S CONF ON AG	06.030	2114	210,638.00	166,351.92	---	44,286.08
AGRI BUSINESS DEV PS	06.030	7345	18,290.00	3,629.00	---	14,661.00
AGRI BUSINESS DEV E&E	06.030	7346	216,735.00	137,216.80	---	79,518.20
AGRI BUSINESS DEV NON-TRD	06.030	9978	10,000.00	---	---	10,000.00
Agriculture Development Fund (0904)						
AG DEVELOPMENT PRGM PS	06.080	5394	76,927.00	47,828.07	---	29,098.93
AG DEVELOPMENT PRGM E&E	06.080	5395	41,744.00	38,576.72	---	3,167.28
AG DEVEL FUND INVESTMENTS	06.080	9913	100,000.00	9,178.18	---	90,821.82
Agriculture Protection Fund (0970)						
GRANTS FOR URBAN AG	06.030	1610	50,000.00	50,000.00	---	---
AGRI BUSINESS DEV PS	06.030	7859	1,256,616.00	1,180,827.83	---	75,788.17
AGRI BUSINESS DEV E&E	06.030	7860	511,956.00	470,025.43	---	41,930.57
AGRI MISSOURI PROGRAM PS	06.035	7861	37,157.00	36,760.69	---	396.31

**STATE OF MISSOURI
SUMMARY OF APPROPRIATION ACTIVITY
SPECIAL REVENUE FUNDS
FOR THE APPROPRIATION YEAR 2017**

	H.B. No.	Appr. No.	Appropriations	Expenditures and Transfers Out	Reappropriations to 2018	Lapse of Appropriations
AGRI MISSOURI PROGRAM E&E	06.035	7862	218,756.00	135,590.36	---	83,165.64
URBAN AGRICULTURE PROGRAM	06.030	8331	25,000.00	25,000.00	---	---
DELTA REGNL AUTH ORG DUES	06.030	9194	76,501.00	76,501.00	---	---
AGRI BUSINESS DEV NON-TRD	06.030	9979	40,000.00	40,000.00	---	---
Livestock Feed and Crop Loan Program Fund (0978)						
AG&SMALL BUS DEV AUTH PS	06.045	8212	11,435.00	---	---	11,435.00
AG&SMALL BUS DEV AUTH E&E	06.045	8213	2,000.00	---	---	2,000.00
<u>Missouri State Fair</u>						
State Fair Trust Fund (0951)						
FUNDING TO START FAIR	06.135	3812	9,900.00	1,510.00	---	8,390.00
Agriculture Protection Fund (0970)						
STATE FAIR ADMIN PS	06.130	7872	531,420.00	531,064.86	---	355.14
<u>State Land Survey</u>						
Missouri Land Survey Fund (0668)						
LAND SURVEY OPERATIONS PS	06.125	8825	905,264.00	647,801.05	---	257,462.95
LAND SURVEY OPERTIONS E&E	06.125	8826	206,830.00	108,080.78	---	98,749.22
LAND SURVEY RESTOR PROJ	06.125	8832	90,000.00	---	---	90,000.00
<u>DEPARTMENT OF INSURANCE, FINANCIAL INSTITUTIONS AND PROFESSIONAL REGISTRATION</u>						
Division of Credit Unions Fund (0548)						
INSURANCE STATE OWNED	13.010	7708	23,994.00	23,994.00	---	---
Division of Finance Fund (0550)						
INSURANCE LEASING	13.005	3739	52,924.00	48,679.86	---	4,244.14
INSURANCE STATE OWNED	13.010	7709	179,175.00	173,637.12	---	5,537.88
Insurance Examiners Fund (0552)						
INSURANCE EXAMINATIONS PS	07.425	0793	3,403,590.00	3,154,452.80	---	249,137.20
INSURANCE EXAMINATIONS EE	07.425	2042	767,699.00	256,448.65	---	511,250.35
INSURANCE REFUNDS	07.430	2681	60,000.00	8.07	---	59,991.93
INSURANCE LEASING	13.005	3734	11,096.00	9,744.00	---	1,352.00
INSURANCE STATE OWNED	13.010	7710	84,294.00	84,294.00	---	---

Insurance Dedicated Fund (0566)						
INSURANCE LEASING	13.005	6082	5,856.00	5,810.00	---	46.00
HEALTH INSUR COUNSELING	07.435	7021	200,000.00	200,000.00	---	---
INSURANCE STATE OWNED	13.010	7711	327,330.00	327,330.00	---	---
INSURANCE OPERATIONS PS	07.420	9907	8,306,262.00	7,862,501.88	---	443,760.12
INSURANCE OPERATIONS E&E	07.420	9908	2,022,104.00	1,350,428.47	---	671,675.53
INSURANCE REFUNDS	07.430	9909	75,000.00	9,820.03	---	65,179.97
Consumer Restitution Fund (0792)						
INSURANCE OPERATIONS	07.420	3703	5,000.00	---	---	5,000.00
<u>Division of Credit Unions</u>						
Division of Credit Unions Fund (0548)						
CREDIT UNIONS E&E	07.440	2195	144,055.00	126,275.90	---	17,779.10
CREDIT UNIONS PS	07.440	3657	1,178,239.00	1,019,722.82	---	158,516.18
<u>Division of Finance</u>						
Division of Finance Fund (0550)						
DIV OF FINANCE E&E	07.445	2196	780,026.00	610,959.33	---	169,066.67
DIV OF FINANCE PS	07.445	3658	8,119,094.00	7,318,836.21	---	800,257.79
OUT-OF-STATE EXAMS E&E	07.445	6138	48,250.00	4,405.65	---	43,844.35
ORGANIZATIONAL DUES	07.445	9355	100,000.00	97,994.00	---	2,006.00
<u>Professional Registration</u>						
State Board of Accountancy Fund (0627)						
BOARD OF ACCOUNTANCY E&E	07.470	2214	171,991.00	171,991.00	---	---
BOARD OF ACCOUNTANCY PS	07.470	3666	295,268.00	272,523.63	---	22,744.37
State Board of Podiatric Medicine Fund (0629)						
PODIATRIC MEDICINE	07.520	0839	13,734.00	10,480.01	---	3,253.99
State Board of Chiropractic Examiners Fund (0630)						
CHIROPRACTIC EXAMINERS	07.480	0820	131,820.00	57,150.79	---	74,669.21
Board of Embalmers and Funeral Directors Fund (0633)						
EMBALMERS & FUNERAL DIR	07.495	0833	164,200.00	120,874.30	---	43,325.70
Board of Registration for Healing Arts Fund (0634)						
BD FOR HEALING ART E&E	07.500	2230	753,115.00	397,390.43	---	355,724.57
BD FOR HEALING ART PS	07.500	3673	1,903,234.00	1,658,420.07	---	244,813.93
State Board of Nursing Fund (0635)						
BOARD OF NURSING E&E	07.505	2244	577,518.00	434,925.51	---	142,592.49
BOARD OF NURSING PS	07.505	3675	1,268,471.00	1,198,908.19	---	69,562.81

**STATE OF MISSOURI
SUMMARY OF APPROPRIATION ACTIVITY
SPECIAL REVENUE FUNDS
FOR THE APPROPRIATION YEAR 2017**

	H.B. No.	Appr. No.	Appropriations	Expenditures and Transfers Out	Reappropriations to 2018	Lapse of Appropriations
Optometry Fund (0636)						
BOARD OF OPTOMETRY	07.510	0836	34,726.00	23,286.37	---	11,439.63
Board of Pharmacy Fund (0637)						
BOARD OF PHARMACY E&E	07.515	2262	668,418.00	371,042.39	---	297,375.61
PHARMACY CRIM HISTORY	07.515	2586	5,000.00	---	---	5,000.00
BOARD OF PHARMACY PS	07.515	3677	1,089,799.00	1,038,349.99	---	51,449.01
Real Estate Commission Fund (0638)						
MO REAL ESTATE COMM E&E	07.525	2266	276,669.00	157,826.03	---	118,842.97
MO REAL ESTATE COMM PS	07.525	3679	954,485.00	852,002.96	---	102,482.04
Veterinary Medical Board Fund (0639)						
TESTING SERVICES	07.530	0329	50,000.00	---	---	50,000.00
MO VETERINARY MEDICAL BD	07.530	0840	57,975.00	30,837.90	---	27,137.10
Dental Board Fund (0677)						
DENTAL BOARD E&E	07.490	2224	237,475.00	107,810.18	---	129,664.82
DENTAL BOARD PS	07.490	3671	394,642.00	290,913.50	---	103,728.50
State Board for Architects, Professional Engineers, Land Surveyors and Landscape Architects Fund (0678)						
ARCH PE & LAND SURV E&E	07.475	2223	301,397.00	203,308.71	---	98,088.29
ARCH PE & LAND SURV PS	07.475	3667	398,599.00	324,215.31	---	74,383.69
Board of Cosmetology and Barber Examiners Fund (0785)						
BD COSM & BARBERS E&E	07.485	1673	272,899.00	268,017.91	---	4,881.09
CRIMINAL HISTORY CHECKS	07.485	1674	1,000.00	---	---	1,000.00

DEPARTMENT OF CONSERVATION

Conservation Commission Fund (0609)						
MDC STWIDE CONSTRUCTION	18.045	1361	29,328,000.00	13,038,760.92	16,289,009.00	230.08
MDC STWIDE CONSTRUCTION	17.385	8566	5,380,215.00	5,367,998.10	12,216.00	0.90
MDC STWIDE CONSTRUCTION	17.390	9310	20,672,886.00	15,277,782.28	5,395,103.00	0.72

Director's Office

Conservation Commission Fund (0609)						
DIRECTORS OFFICE PS	06.600	9367	4,779,587.00	4,573,557.35	---	206,029.65
DIRECTORS OFFICE EE	06.600	9368	13,532,988.00	11,678,765.94	---	1,854,222.06

Administrative Services Division

Conservation Commission Fund (0609)						
ADMINISTRATIVE SVS PS	06.605	9369	4,573,326.00	4,064,719.43	---	508,606.57
ADMINISTRATIVE SVS EE	06.605	9370	18,591,077.00	16,864,843.33	---	1,726,233.67

Design and Development Division

Conservation Commission Fund (0609)						
DESIGN AND DEVELOPMENT PS	06.610	9371	7,852,845.00	7,038,615.71	---	814,229.29
DESIGN AND DEVELOPMENT EE	06.610	9372	2,421,911.00	2,193,273.25	---	228,637.75

Fisheries Division

Conservation Commission Fund (0609)						
FISHERIES PS	06.615	9374	7,535,766.00	7,125,111.65	---	410,654.35
FISHERIES EE	06.615	9375	3,992,035.00	3,910,556.43	---	81,478.57

Forestry Division

Conservation Commission Fund (0609)						
FORESTRY PS	06.620	9376	9,404,052.00	8,867,579.69	---	536,472.31
FORESTRY EE	06.620	9429	5,833,605.00	5,503,442.74	---	330,162.26

Human Resources Division

Conservation Commission Fund (0609)						
HUMAN RESOURCES PS	06.625	9430	13,475,401.00	12,077,316.15	---	1,398,084.85
HUMAN RESOURCES EE	06.625	9431	1,111,456.00	1,078,067.19	---	33,388.81

Outreach and Education Division

Conservation Commission Fund (0609)						
OUTREACH AND EDUCATION PS	06.630	9432	7,680,906.00	7,299,607.94	---	381,298.06
OUTREACH AND EDUCATION EE	06.630	9433	7,055,933.00	6,475,388.65	---	580,544.35

Private Land Services Division

Conservation Commission Fund (0609)						
PRIVATE LAND SERVICES PS	06.635	9434	3,839,130.00	3,837,782.07	---	1,347.93
PRIVATE LAND SERVICES EE	06.635	9435	4,463,877.00	4,298,205.63	---	165,671.37

Protection Division

Conservation Commission Fund (0609)						
PROTECTION PS	06.640	9436	10,694,600.00	9,929,626.14	---	764,973.86
PROTECTION EE	06.640	9437	1,544,228.00	1,514,191.64	---	30,036.36

Resource Science Division

Conservation Commission Fund (0609)						
RESOURCE SCIENCE PS	06.645	9438	5,912,012.00	5,297,636.77	---	614,375.23
RESOURCE SCIENCE EE	06.645	9439	2,909,337.00	2,255,241.55	---	654,095.45

**STATE OF MISSOURI
SUMMARY OF APPROPRIATION ACTIVITY
SPECIAL REVENUE FUNDS
FOR THE APPROPRIATION YEAR 2017**

	<u>H.B. No.</u>	<u>Appr. No.</u>	<u>Appropriations</u>	<u>Expenditures and Transfers Out</u>	<u>Reappropriations to 2018</u>	<u>Lapse of Appropriations</u>
<u>Wildlife Division</u>						
Conservation Commission Fund (0609)						
WILDLIFE PS	06.650	9440	9,231,951.00	8,905,045.65	---	326,905.35
WILDLIFE EE	06.650	9441	8,263,848.00	7,955,091.23	---	308,756.77
<u>DEPARTMENT OF ECONOMIC DEVELOPMENT</u>						
Missouri Arts Council Trust Fund (0262)						
DED LEASING	13.005	2468	36,351.00	36,351.00	---	---
Division of Tourism Supplemental Revenue Fund (0274)						
DED LEASING	13.005	1982	4,073.00	3,873.05	---	199.95
DED STATE OWNED	13.010	7698	100,131.00	99,837.39	---	293.61
Manufactured Housing Fund (0582)						
DED LEASING	13.005	3128	21,139.00	21,062.19	---	76.81
Public Service Commission Fund (0607)						
DED LEASING	13.005	1986	919,372.00	912,537.00	---	6,835.00
DED STATE OWNED	13.010	7707	89,397.00	89,397.00	---	---
Special Employment Security Fund (0949)						
DED LEASING	13.005	6633	216,038.00	216,038.00	---	---
<u>Division of Business and Community Services</u>						
Economic Development Advancement Fund (0783)						
EDAF REFUNDS	07.015	4525	1.00	---	---	1.00
BUS RECRUITM & MARKET-E&E	07.015	7521	2,250,000.00	2,216,587.04	---	33,412.96
MAINSTREET PROGRAM	07.055	8657	42,614.00	42,614.00	---	---
Missouri Supplemental Tax Increment Financing Fund (0848)						
STATE TIF PROGRAM	07.060	4351	23,772,860.00	19,433,134.40	---	4,339,725.60
<u>Division of Workforce Development</u>						
Missouri Works Community College New Job Training Fund (0563)						
COMM COLL NEW JOBS TRNG	07.135	0906	16,000,000.00	4,379,900.75	---	11,620,099.25
Special Employment Security Fund (0949)						
LABOR EXCHANGE SERVICES	07.120	8865	2,000,000.00	2,000,000.00	---	---

Division of TourismDivision of Tourism Supplemental Revenue
Fund (0274)

TOURISM PS	07.150	1030	1,711,488.00	1,398,521.90	---	312,966.10
TOURISM E&E	07.150	2192	24,891,680.00	18,402,560.98	---	6,489,119.02
FILM OFFICE E&E	07.150	8704	100,115.00	97,999.03	---	2,115.97
Tourism Marketing Fund (0650)						
TOURISM E&E	07.150	8403	24,500.00	6,726.72	---	17,773.28

Public Service CommissionDeaf Relay Service and Equipment
Distribution Program Fund (0559)

PUBLIC SERVICE COMM E&E	07.185	9834	2,495,808.00	722,700.10	---	1,773,107.90
Manufactured Housing Fund (0582)						
MANUFACTD HOUSING REFUNDS	07.170	0817	10,000.00	225.00	---	9,775.00
MANUF HOUSING ADMIN E&E	07.170	2194	354,466.00	97,444.09	---	257,021.91
MANUFACTD HOUSING PRGM	07.170	3102	20,000.00	17,616.05	---	2,383.95
MANUF HOUSING ADMIN PS	07.170	3991	358,748.00	267,277.99	---	91,470.01
Public Service Commission Fund (0607)						
PSC REFUNDS	07.185	0818	10,000.00	---	---	10,000.00
PUBLIC SERVICE COMM PS	07.185	1428	10,889,234.00	10,191,531.53	---	697,702.47
PUBLIC SERVICE COMM E&E	07.185	2203	2,536,462.00	1,298,308.39	---	1,238,153.61
Manufactured Housing Consumer Recovery Fund (0909)						
MANUF HOUSING CONSUMER RC	07.170	4452	192,000.00	---	---	192,000.00

Office of the Public Counsel

Public Service Commission Fund (0607)

OFC OF PUBLIC COUNSEL PS	07.180	7897	866,815.00	857,518.36	---	9,296.64
OFC OF PUBLIC COUNSEL E&E	07.180	7898	298,609.00	295,849.22	---	2,759.78

Division of Energy

Utilicare Stabilization Fund (0134)

ENERGY EFFICIENT SERVICES	07.160	8807	100.00	---	---	100.00
---------------------------	--------	------	--------	-----	-----	--------

Missouri Alternative Fuel Vehicle Loan
Fund (0886)

ENERGY EFFICIENT SERVICES	07.160	8813	2,000.00	---	---	2,000.00
REFUND ACCOUNTS	07.160	8818	50.00	---	---	50.00

Missouri Council on the Arts

Missouri Arts Council Trust Fund (0262)

MO ARTS COUNCIL E&E	07.095	0989	9,703,414.00	5,120,839.84	---	4,582,574.16
MO ARTS COUNCIL PS	07.095	2881	566,157.00	194,786.50	---	371,370.50
INCENTIVES AND TECH ASST	07.095	2943	600,000.00	312,214.00	---	287,786.00

**STATE OF MISSOURI
SUMMARY OF APPROPRIATION ACTIVITY
SPECIAL REVENUE FUNDS
FOR THE APPROPRIATION YEAR 2017**

	<u>H.B. No.</u>	<u>Appr. No.</u>	<u>Appropriations</u>	<u>Expenditures and Transfers Out</u>	<u>Reappropriations to 2018</u>	<u>Lapse of Appropriations</u>
Missouri Public Broadcasting Corporation Special Fund (0887) PUBLIC TELEVISION GRANTS	07.095	1687	1,010,000.00	772,850.00	---	237,150.00
<u>Missouri Housing Development Commission</u>						
Missouri Housing Trust Fund (0254) MO HOUSING DEVELOP COMM	07.165	0980	4,450,000.00	3,182,734.12	---	1,267,265.88
<u>DEPARTMENT OF ELEMENTARY AND SECONDARY EDUCATION</u>						
Deaf Relay Service and Equipment Distribution Program Fund (0559) DESE LEASING	13.005	2478	21,623.00	20,294.40	---	1,328.60
<u>Division of Financial and Administrative Services</u>						
School District Bonds Fund (0248) SCHOOL DISTRICT BONDS	02.040	0113	492,000.00	439,392.52	---	52,607.48
Outstanding Schools Trust Fund (0287) FOUNDATION-FORMULA	02.015	0678	60,488.00	39,605.76	---	20,882.24
FOUNDATION-FORMULA-NC	02.015	9109	836,600,000.00	836,600,000.00	---	---
Lottery Proceeds Fund (0291) FOUNDATION-TRANSPORTATION	02.015	2362	69,273,102.00	69,273,102.00	---	---
FOUNDATION-FORMULA	02.015	5667	52,649,584.00	48,602,500.00	---	4,047,084.00
State School Money Fund (0616) FOUNDATION-FORMULA	02.015	0679	70,429,733.00	65,892,901.85	---	4,536,831.15
FOUNDATION-FORMULA-NC	02.015	8966	129,928,228.00	129,928,228.00	---	---
School District Trust Fund (0688) SCHOOL DISTRICT TRUST FND	02.035	5240	884,800,000.00	884,800,000.00	---	---
Classroom Trust Fund (0784) FOUNDATION-FORMULA	02.015	2079	343,971,832.00	343,971,832.00	---	---
<u>Division of Learning Services</u>						
Lottery Proceeds Fund (0291) HIGH NEED FUND	02.165	0657	19,590,000.00	19,590,000.00	---	---
PERFORM BASED ASSESSMENT	02.070	1289	4,311,255.00	4,311,255.00	---	---

VIRTUAL EDUCATION E&E	02.015	4269	389,778.00	358,724.66	---	31,053.34
FOUNDATION-EARLY SPEC ED	02.015	5645	16,548,507.00	16,548,507.00	---	---
DFS/DMH SCHOOL PLACEMENTS	02.175	5677	7,768,606.00	7,768,606.00	---	---
KC TUTORING PROGRAM	02.018	8321	100,000.00	97,000.00	---	3,000.00
Children's Service Commission Fund (0601)						
CHILDREN'S SERVICE COMM	02.230	2820	8,000.00	---	---	8,000.00
State School Money Fund (0616)						
FERMAN MEMORIAL-GIFTED	02.090	5640	9,027.00	---	---	9,027.00
Part C Early Intervention Fund (0788)						
MEDICAID REIM-FIRST STEPS	02.170	2258	10,000,000.00	5,048,464.68	---	4,951,535.32
PART C EARLY INTERVENTION	02.170	2259	3,000,000.00	600,001.00	---	2,399,999.00
Early Childhood Development, Education and Care Fund (0859)						
EARLY CHILDHOOD PROGRAM	02.055	0028	8,694,141.00	8,219,047.92	---	475,093.08
MPP PROV ACCRED/UNACCRED	02.055	1693	2,000,000.00	1,817,010.59	---	182,989.41
FIRST STEPS	02.170	3180	578,644.00	561,285.00	---	17,359.00
FOUNDATION-EARLY CHLD DEV	02.015	8118	5,000,000.00	5,000,000.00	---	---
FOUNDATION-EARLY SPEC ED	02.015	8322	12,412,900.00	12,412,900.00	---	---
DIV OF LEARNING SRVS PS	02.050	8848	62,108.00	60,238.00	---	1,870.00
Charter Public School Commission Revolving Fund (0860)						
CHARTER PUB SCHL REVOLV	02.215	9261	750,000.00	---	---	750,000.00
<u>Office of Special Education</u>						
Missouri Commission for the Deaf Board of Certification of Interpreters Fund (0264)						
COMM FOR THE DEAF E&E	02.220	0111	150,000.00	77,461.47	---	72,538.53
Bingo Proceeds for Education Fund (0289)						
BOARD OPERATED E&E	02.015	2303	1,876,355.00	1,618,535.64	---	257,819.36
Deaf Relay Service and Equipment Distribution Program Fund (0559)						
MO ASSISTIVE TECH-PS	02.225	2351	229,269.00	175,887.09	---	53,381.91
MO ASSISTIVE TECH-EE	02.225	2365	1,639,703.00	890,185.39	---	749,517.61
Handicapped Children's Trust Fund (0618)						
SCHOOL SEVERELY HANDICAP	02.210	2280	200,000.00	2,303.50	---	197,696.50
Missouri Commission for the Deaf and Assistive Technology Trust Fund (0781)						
MO ASSISTIVE TECH-EE	02.225	2370	1,080,000.00	1,064,446.66	---	15,553.34
<u>Office of Adult Learning and Rehabilitation Services</u>						
Lottery Proceeds Fund (0291)						
VOCATIONAL REHAB GRANT	02.135	2806	1,400,000.00	1,400,000.00	---	---

**STATE OF MISSOURI
SUMMARY OF APPROPRIATION ACTIVITY
SPECIAL REVENUE FUNDS
FOR THE APPROPRIATION YEAR 2017**

	<u>H.B. No.</u>	<u>Appr. No.</u>	<u>Appropriations</u>	<u>Expenditures and Transfers Out</u>	<u>Reappropriations to 2018</u>	<u>Lapse of Appropriations</u>
<u>DEPARTMENT OF HIGHER EDUCATION</u>						
<u>Higher Education Administration</u>						
Lottery Proceeds Fund (0291)						
CROWDER COLLEGE	03.200	2492	477,418.00	463,095.00	---	14,323.00
EAST CENTRAL COLLEGE	03.200	2494	385,227.00	373,670.00	---	11,557.00
JEFFERSON COLLEGE	03.200	2496	537,312.00	521,193.00	---	16,119.00
METROPOLITAN COM COLLEGE	03.200	2498	2,737,299.00	2,655,180.00	---	82,119.00
MINERAL AREA COLLEGE	03.200	2500	412,518.00	400,142.00	---	12,376.00
MOBERLY AREA COM COLLEGE	03.200	2502	278,808.00	270,444.00	---	8,364.00
NORTH CENTRAL MO COLLEGE	03.200	2504	168,890.00	163,823.00	---	5,067.00
OZARKS TECH COM COLLEGE	03.200	2511	702,237.00	681,170.00	---	21,067.00
ST CHARLES CNTY COM COL	03.200	2513	486,747.00	472,145.00	---	14,602.00
ST LOUIS COM COLLEGE	03.200	2516	3,642,515.00	3,533,240.00	---	109,275.00
STATE FAIR COM COLLEGE	03.200	2518	382,096.00	370,633.00	---	11,463.00
THREE RIVERS COM COLLEGE	03.200	2520	278,924.00	270,556.00	---	8,368.00
MINORITY TEACH SCHLSHPS	03.080	4545	169,000.00	123,359.88	---	45,640.12
DHE Out-of-State Program Fund (0420)						
COORDINATION ADMIN PS	03.005	8395	38,633.00	30,694.19	---	7,938.81
COORDINATION ADMIN E&E	03.005	8396	16,850.00	1,425.60	---	15,424.40
State Board of Nursing Fund (0635)						
STATE NURSING BRD GRANTS	03.150	8121	2,000,000.00	1,789,841.00	---	210,159.00
Proprietary School Certification Fund (0729)						
PROPRIETARY SCH ADMIN PS	03.010	8391	216,023.00	185,437.86	---	30,585.14
PROPRIETARY SCH ADMIN E&E	03.010	8392	92,148.00	21,349.15	---	70,798.85
Access Missouri Financial Assistance Fund (0791)						
ACCESS MISSOURI	03.060	2179	76,500,000.00	75,316,053.49	---	1,183,946.51
Kids' Chance Scholarship Fund (0878)						
KIDS CHANCE SCHLSPS	03.085	4442	15,000.00	9,000.00	---	6,000.00
Guaranty Agency Operating Fund (0880)						
LOAN PROGRAM ADMIN PS	03.100	0998	2,317,753.00	1,702,314.47	---	615,438.53
LOAN PROGRAM ADMIN E&E	03.100	2169	5,325,693.00	2,124,953.91	---	3,200,739.09
FEDERAL LOAN COMPLIANCE	03.100	3134	500,000.00	41.23	---	499,958.77
COLLECTION INVOICING	03.100	5075	8,000,000.00	6,793,026.06	---	1,206,973.94
LOAN PROGRAM ADMIN	03.100	7256	890,000.00	634,410.30	---	255,589.70
COORDINATION ADMIN PS	03.005	9023	243,988.00	242,508.82	---	1,479.18

COORDINATION ADMIN E&E	03.005	9024	45,354.00	38,501.03	---	6,852.97
Federal Student Loan Reserve Fund (0881)						
LOAN PRGM REVOLVING FUND	03.110	0067	160,000,000.00	98,398,804.54	---	61,601,195.46

State Colleges and Universities

Lottery Proceeds Fund (0291)						
UNIVERSITY OF CENTRAL MO	03.210	1539	6,050,959.00	5,869,430.00	---	181,529.00
SOUTHEAST MO STATE UNIV	03.215	1540	4,935,757.00	4,787,684.00	---	148,073.00
MO STATE UNIVERSITY	03.220	1545	9,670,119.00	9,380,015.00	---	290,104.00
TRUMAN STATE UNIVERSITY	03.230	1546	4,576,165.00	4,438,880.00	---	137,285.00
NORTHWEST MO STATE UNIV	03.235	1547	3,342,740.00	3,242,458.00	---	100,282.00
MO SOUTHERN ST UNIVERSITY	03.240	1549	2,431,511.00	2,358,566.00	---	72,945.00
MO WESTERN ST UNIVERSITY	03.245	1550	2,394,327.00	2,322,497.00	---	71,830.00
HARRIS STOWE ST UNIV	03.250	1551	1,148,979.00	1,114,510.00	---	34,469.00
LINCOLN UNIVERSITY	03.225	1554	1,814,072.00	1,759,650.00	---	54,422.00
COLUMBIA CAMPUS	03.255	1765	20,470,755.00	19,856,632.00	---	614,123.00
KANSAS CITY CAMPUS	03.255	1776	8,528,708.00	8,272,847.00	---	255,861.00
ROLLA CAMPUS	03.255	1803	5,847,823.00	5,672,388.00	---	175,435.00
ST LOUIS CAMPUS	03.255	1808	6,536,678.00	6,340,578.00	---	196,100.00
MU EXTENSION	03.255	1814	2,981,875.00	2,892,419.00	---	89,456.00
SYSTEM ADMINISTRATION	03.255	1868	1,640,102.00	1,590,899.00	---	49,203.00
UNIV-WIDE OPERATIONS	03.255	1874	836,807.00	811,703.00	---	25,104.00
STATE TECH COLLEGE OF MO	03.205	6227	536,217.00	520,130.00	---	16,087.00
Spinal Cord Injury Fund (0578)						
SPINAL CORD INJURY	03.270	5628	1,500,000.00	1,500,000.00	---	---
State Seminary Moneys Fund (0623)						
SEMINARY FUND INV INCOME	03.290	0616	275,000.00	44,857.00	---	230,143.00

**DEPARTMENT OF HEALTH AND
SENIOR SERVICES**

Office of the Director

Health Initiatives Fund (0275)						
OFC WOMEN'S HEALTH E&E	10.725	8170	401.00	389.00	---	12.00
OPCRH E&E	10.725	8178	14,450.00	14,016.00	---	434.00
OPCRH PS	10.725	8304	97,901.00	94,964.00	---	2,937.00
Missouri Public Health Services Fund (0298)						
PUBLIC HEALTH LAB PS	10.745	0222	1,420,574.00	1,239,449.83	---	181,124.17
PUBLIC HEALTH LAB E&E	10.745	0223	4,649,465.00	3,922,376.04	---	727,088.96
HEALTH LAB MEDICAID E&E	10.745	1935	450,000.00	342,403.48	---	107,596.52
Professional and Practical Nursing Student Loan and Nurse Loan Repayment Fund (0565)						
OPCRH PS	10.725	8179	75,746.00	67,447.79	---	8,298.21
OPCRH E&E	10.725	8182	8,900.00	8,771.11	---	128.89

**STATE OF MISSOURI
SUMMARY OF APPROPRIATION ACTIVITY
SPECIAL REVENUE FUNDS
FOR THE APPROPRIATION YEAR 2017**

	<u>H.B. No.</u>	<u>Appr. No.</u>	<u>Appropriations</u>	<u>Expenditures and Transfers Out</u>	<u>Reappropriations to 2018</u>	<u>Lapse of Appropriations</u>
Safe Drinking Water Fund (0679)						
PUBLIC HEALTH LAB E&E	10.745	4530	434,532.00	430,374.83	---	4,157.17
<u>Administration</u>						
Nursing Facility Quality of Care Fund (0271)						
DIVISION OF ADMIN E&E	10.605	6114	430,000.00	214,959.27	---	215,040.73
REFUNDS	10.620	7331	9,240.00	7,386.00	---	1,854.00
Mammography Fund (0293)						
DIVISION OF ADMIN E&E	10.605	3750	25,000.00	18,000.00	---	7,000.00
REFUNDS	10.620	2873	1,000.00	300.00	---	700.00
Missouri Public Health Services Fund (0298)						
DIVISION OF ADMIN PS	10.605	1799	133,147.00	128,918.82	---	4,228.18
DIVISION OF ADMIN E&E	10.605	1800	99,525.00	99,491.53	---	33.47
REFUNDS	10.620	7334	40,000.00	19,618.35	---	20,381.65
Endowed Care Cemetery Audit Fund (0562)						
REFUNDS	10.620	7492	2,899.00	1,316.33	---	1,582.67
Professional and Practical Nursing Student Loan and Nurse Loan Repayment Fund (0565)						
DIVISION OF ADMIN E&E	10.605	3751	30,000.00	7,500.00	---	22,500.00
REFUNDS	10.620	7335	2,500.00	1,401.36	---	1,098.64
Health and Senior Services Document Services Fund (0646)						
REFUNDS	10.620	7336	9,884.00	16.04	---	9,867.96
DIVISION OF ADMIN E&E	10.605	7697	44,571.00	15,334.38	---	29,236.62
Criminal Record System Fund (0671)						
REFUNDS	10.620	4486	333.00	---	---	333.00
Children's Trust Fund (0694)						
REFUNDS	10.620	7493	13,495.00	6,582.38	---	6,912.62
Brain Injury Fund (0742)						
REFUNDS	10.620	8345	100.00	---	---	100.00
Putative Father Registry Fund (0780)						
DIVISION OF ADMIN E&E	10.605	3259	25,000.00	21,608.23	---	3,391.77
Organ Donor Program Fund (0824)						
DIVISION OF ADMIN E&E	10.605	3752	30,000.00	27,000.00	---	3,000.00
REFUNDS	10.620	8024	25.00	---	---	25.00

Division of Community and Public Health

Health Initiatives Fund (0275)						
DIV COMM&PUBLIC HLTH PS	10.700	1219	1,010,232.00	979,921.16	---	30,310.84
DIV COMM&PUBLIC HLTH E&E	10.700	7653	518,791.00	502,119.25	---	16,671.75
DCPH MEDICAID E&E	10.700	7800	35,831.00	30,547.09	---	5,283.91
ADOLESCENT HEALTH	10.700	9985	1,228.00	1,191.00	---	37.00
Missouri Public Health Services Fund (0298)						
DIV COMM&PUBLIC HLTH PS	10.700	1232	413,425.00	359,039.89	---	54,385.11
DIV COMM&PUBLIC HLTH E&E	10.700	1233	68,053.00	28,406.34	---	39,646.66
GENETICS PROGRAM	10.710	1690	1,549,750.00	1,534,293.14	---	15,456.86
SHOW-ME HLTHY WOMENS PRG	10.713	1725	20,000.00	19,524.99	---	475.01
Loan and Nurse Loan Repayment Fund (0565)						
NURSE LOAN PROGRAM	10.730	3937	499,752.00	499,752.00	---	---
Insurance Dedicated Fund (0566)						
POISON CONTROL HOTLINE EE	10.740	8700	1,000,000.00	1,000,000.00	---	---
Health and Senior Services Document Services Fund (0646)						
DIV COMM&PUBLIC HLTH PS	10.700	1234	72,713.00	2,446.29	---	70,266.71
DIV COMM&PUBLIC HLTH E&E	10.700	1236	68,048.00	60,524.81	---	7,523.19
Hazardous Waste Fund (0676)						
DIV COMM&PUBLIC HLTH PS	10.700	1663	208,782.00	201,228.51	---	7,553.49
DIV COMM&PUBLIC HLTH E&E	10.700	1664	66,883.00	65,905.19	---	977.81
Brain Injury Fund (0742)						
BRAIN INJURY SERVICES	10.710	7527	874,900.00	542,826.91	---	332,073.09
Putative Father Registry Fund (0780)						
DIV COMM&PUBLIC HLTH PS	10.700	1247	79,013.00	54,076.55	---	24,936.45
DIV COMM&PUBLIC HLTH E&E	10.700	1251	27,748.00	---	---	27,748.00
Organ Donor Program Fund (0824)						
DIV COMM&PUBLIC HLTH PS	10.700	1225	112,978.00	92,021.03	---	20,956.97
DIV COMM&PUBLIC HLTH E&E	10.700	1230	81,887.00	72,662.58	---	9,224.42
DIV COMM&PUBLIC HLTH PROG	10.710	1257	45,000.00	18,600.00	---	26,400.00
Missouri Lead Abatement Loan Fund (0893)						
LEAD ABATEMENT LOAN PRGM	10.710	5313	1,000.00	---	---	1,000.00
Governor's Council on Physical Fitness Institution Gift Trust Fund (0924)						
DIV COMM&PUBLIC HLTH E&E	10.700	2431	47,500.00	92.52	---	47,407.48

Division of Senior and Disability Services

Elderly Home-Delivered Meals Trust Fund (0296)						
AAA CONTRACTS	10.820	4521	62,958.00	62,958.00	---	---

**STATE OF MISSOURI
SUMMARY OF APPROPRIATION ACTIVITY
SPECIAL REVENUE FUNDS
FOR THE APPROPRIATION YEAR 2017**

	<u>H.B. No.</u>	<u>Appr. No.</u>	<u>Appropriations</u>	<u>Expenditures and Transfers Out</u>	<u>Reappropriations to 2018</u>	<u>Lapse of Appropriations</u>
<u>Division of Regulation and Licensure</u>						
Nursing Facility Federal Reimbursement Allowance Fund (0196)						
DIV OF REG&LICENSURE E&E	10.900	7107	725,000.00	705,623.44	---	19,376.56
Nursing Facility Quality of Care Fund (0271)						
DIV OF REG&LICENSURE PS	10.900	1270	888,730.00	475,887.96	---	412,842.04
DIV OF REG&LICENSURE E&E	10.900	1271	1,022,832.00	857,867.32	---	164,964.68
Mammography Fund (0293)						
DIV OF REG&LICENSURE PS	10.900	1275	65,406.00	56,883.19	---	8,522.81
DIV OF REG&LICENSURE E&E	10.900	1276	13,110.00	10,667.11	---	2,442.89
Early Childhood Development, Education and Care Fund (0859)						
DIV OF REG&LICENSURE PS	10.900	1278	219,867.00	213,270.81	---	6,596.19
DIV OF REG&LICENSURE E&E	10.900	1280	57,197.00	55,481.00	---	1,716.00
<u>DEPARTMENT OF TRANSPORTATION</u>						
Motorcycle Safety Trust Fund (0246)						
MAINTENANCE E&E	04.415	6311	425,000.00	290,857.04	---	134,142.96
Grade Crossing Safety Account Fund (0290)						
RR GRADE CROSSING HAZARDS	04.490	6179	4,000,000.00	1,409,010.36	---	2,590,989.64
State Highways and Transportation Department Fund (0644)						
ST HWY&TRANSP DP FUND REF	04.425	6172	906,040.00	886,594.51	---	19,445.49
MOTOR FUEL TAX REFUND	04.425	6173	30,000,000.00	17,608,850.18	---	12,391,149.82
Railroad Expense Fund (0659)						
MULTIMODAL OPS ADMIN PS	04.435	6174	466,942.00	368,506.28	---	98,435.72
MULTIMODAL OPS ADMIN E&E	04.435	6175	145,000.00	81,299.45	---	63,700.55
SUPPORT TO MULTIMODAL DIV	04.440	6180	135,000.00	75,613.11	---	59,386.89
FRINGES MULTIMODAL PS	04.405	6181	348,987.00	262,034.30	---	86,952.70
ORGANIZATIONAL DUES	04.400	9170	5,000.00	5,000.00	---	---
State Transportation Fund (0675)						
FRINGES MULTIMODAL PS	04.405	0115	118,211.00	109,323.66	---	8,887.34
SUPPORT TO MULTIMODAL DIV	04.440	0436	35,000.00	18,079.08	---	16,920.92
TRANSIT FUNDS FOR STATE	04.450	0786	1,710,875.00	1,710,875.00	---	---
MO AMTRAK STATIONS	04.485	1046	25,000.00	25,000.00	---	---

MULTIMODAL OPS ADMIN E&E	04.435	2270	26,220.00	12,384.66	---	13,835.34
PORT AUTH FINANCIAL ASST	04.505	7489	600,000.00	600,000.00	---	---
ELDRLY&DISAB TRAN ASSTIST	04.455	7512	1,274,478.00	1,274,478.00	---	---
FREIGHT ENHANCEMENT FUNDS	04.515	8248	1,000,000.00	1,000,000.00	---	---
STATE SAFETY OVERSIGHT	04.475	8786	126,491.00	36,031.31	---	90,459.69
MULTIMODAL OPS ADMIN PS	04.435	9939	162,509.00	150,564.26	---	11,944.74
State Transportation Assistance Revolving Fund (0841)						
MULTIMODAL REVOLVING LOAN	04.445	4404	1,100,000.00	301,204.58	---	798,795.42
Aviation Trust Fund (0952)						
AIRPORT CI & MAINT	04.495	1045	10,000,000.00	3,757,203.18	---	6,242,796.82
MULTIMODAL OPS ADMIN PS	04.435	4660	504,219.00	477,421.45	---	26,797.55
MULTIMODAL OPS ADMIN E&E	04.435	4661	24,827.00	17,884.64	---	6,942.36
FRINGES MULTIMODAL PS	04.405	4662	375,302.00	314,862.21	---	60,439.79
SUPPORT TO MULTIMODAL DIV	04.440	4857	75,567.00	69,014.86	---	6,552.14

DEPARTMENT OF LABOR AND INDUSTRIAL RELATIONS

Workers' Compensation Fund (0652)						
DOLIR LEASING	13.005	3236	233,109.00	231,757.06	---	1,351.94
DOLIR STATE OWNED	13.010	7722	368,581.00	368,581.00	---	---
Special Employment Security Fund (0949)						
DOLIR STATE OWNED	13.010	7724	41,351.00	41,157.96	---	193.04
CRITICAL M&R	17.215	9274	68,971.00	48,580.86	20,390.00	0.14

Division of Labor Standards

Workers' Compensation Fund (0652)						
ON-SITE CONSULT/LS PS	07.825	7254	125,373.00	125,154.14	---	218.86
ON-SITE CONSULT/LS E&E	07.825	7275	33,042.00	20,326.54	---	12,715.46
MINE SAFETY TRNG PRGM PS	07.830	7645	74,292.00	66,257.84	---	8,034.16
MINE SAFETY TRNG PRGM E&E	07.830	7647	12,119.00	4,425.64	---	7,693.36
Child Labor Enforcement Fund (0826)						
CHILD LABOR E&E	07.820	8680	179,450.00	5,666.81	---	173,783.19
State Mine Inspection Fund (0973)						
MINE & CAVE INSPECTION PS	07.820	8681	47,492.00	34,819.60	---	12,672.40
MINE & CAVE INSPCTION E&E	07.820	8682	22,400.00	15,931.56	---	6,468.44

Division of Workers' Compensation

Tort Victims' Compensation Fund (0622)						
ADMIN WORK COMP E&E	07.840	5259	4,836.00	25.30	---	4,810.70
TORT VICTIMS COMP PAYMENT	07.865	6107	1,000,000.00	361,735.50	---	638,264.50

**STATE OF MISSOURI
SUMMARY OF APPROPRIATION ACTIVITY
SPECIAL REVENUE FUNDS
FOR THE APPROPRIATION YEAR 2017**

	H.B. No.	Appr. No.	Appropriations	Expenditures and Transfers Out	Reappropriations to 2018	Lapse of Appropriations
Workers' Compensation Fund (0652)						
ADMIN WORK COMP PS	07.840	0690	9,159,966.00	7,854,633.85	---	1,305,332.15
ADMIN WORK COMP E&E	07.840	0693	1,452,111.00	858,823.38	---	593,287.62
Workers' Compensation - Second Injury Fund (0653)						
SECOND INJURY FUND CLAIMS	07.845	4636	134,060,833.00	99,195,557.05	---	34,865,275.95
SECOND INJURY REFUNDS	07.850	6106	500,000.00	2,384.79	---	497,615.21
Workers Memorial Fund (0895)						
WORKERS COMP MEMORIAL	07.875	1572	250,000.00	---	---	250,000.00
<u>Division of Employment Security</u>						
War on Terror Unemployment Compensation Fund (0736)						
WAR ON TERROR E&E	07.895	3761	45,000.00	---	---	45,000.00
WAR ON TERROR	07.895	3762	45,000.00	---	---	45,000.00
Special Employment Security Fund (0949)						
SPECIAL EMP SECURITY E&E	07.890	2945	6,515,613.00	1,373,774.80	---	5,141,838.20
SPECIAL EMP SECURITY PS	07.890	5414	562,911.00	561,607.93	---	1,303.07
Unemployment Automation Fund (0953)						
ADMIN EMP SEC PS	07.880	4391	705,475.00	185,654.81	---	519,820.19
UI MODERNIZATION E&E	07.880	8409	16,143.00	8,434.01	---	7,708.99
<u>Labor and Industrial Relations Commission</u>						
Workers' Compensation Fund (0652)						
INDUSTRIAL COMMISSION PS	07.815	3096	457,965.00	390,586.39	---	67,378.61
INDUSTRIAL COMMISSION E&E	07.815	4526	28,719.00	17,738.76	---	10,980.24
<u>DEPARTMENT OF MENTAL HEALTH</u>						
Compulsive Gamblers Fund (0249)						
MENTAL HEALTH STATE OWNED	13.010	7753	1,319.00	1,319.00	---	---
Health Initiatives Fund (0275)						
MENTAL HEALTH STATE OWNED	13.010	7754	5,962.00	5,783.00	---	179.00
Mental Health Earnings Fund (0288)						
MENTAL HEALTH STATE OWNED	13.010	7755	3,311.00	---	---	3,311.00

Office of the Director

Compulsive Gamblers Fund (0249)						
REFUNDS	10.030	4412	100.00	---	---	100.00
Health Initiatives Fund (0275)						
REFUNDS	10.030	4407	100.00	---	---	100.00
Mental Health Earnings Fund (0288)						
REFUNDS	10.030	4409	50,000.00	37,642.00	---	12,358.00
STAFF TRAINING	10.025	6780	175,000.00	146,818.69	---	28,181.31
Mental Health Trust Fund (0926)						
MENTAL HLT TRUST FUND PS	10.040	4136	452,574.00	85,834.41	---	366,739.59
MENTAL HLT TRUST FUND E&E	10.040	4137	1,700,000.00	701,885.01	---	998,114.99
REFUNDS	10.030	4410	25,000.00	---	---	25,000.00
MENTAL HLT TRUST FUND PD	10.040	9096	225,000.00	225,000.00	---	---

Division of Alcohol and Drug Abuse

Compulsive Gamblers Fund (0249)						
COMPULSIVE GAMBLING TRTMT	10.115	0313	217,346.00	113,403.14	---	103,942.86
COMPULSIVE GAMBLING PS	10.115	2451	42,479.00	8,296.43	---	34,182.57
COMPULSIVE GAMBLING E&E	10.115	2452	3,133.00	---	---	3,133.00
Health Initiatives Fund (0275)						
ADA ADMIN PS	10.100	1839	47,877.00	46,441.00	---	1,436.00
ADA TREATMENT-MEDICAID MT	10.110	2044	2,907,561.00	2,907,561.00	---	---
COMMUNITY 2000	10.105	3145	82,148.00	82,148.00	---	---
ADA TREATMENT SERVICES	10.110	4151	3,245,791.00	3,245,791.00	---	---
SATOP PS	10.120	7247	202,503.00	202,503.00	---	---
SATOP E&E	10.120	7248	38,802.00	34,400.47	---	4,401.53
Mental Health Earnings Fund (0288)						
SATOP	10.120	3901	6,993,738.00	4,654,153.90	---	2,339,584.10

Division of Comprehensive Psychiatric Services

Mental Health Earnings Fund (0288)						
CPS ADMIN	10.200	1582	300,000.00	300,000.00	---	---
CPS FACILITY SUPPORT-E&E	10.205	6774	1,688,409.00	781,596.08	---	906,812.92
CPS FACILITY SUPPORT-PS	10.205	8211	223,944.00	122,742.78	---	101,201.22
ADULT COM PRG SW PS	10.315	8931	1,729,961.00	1,330,432.13	---	399,528.87

DEPARTMENT OF NATURAL RESOURCES

Missouri Air Emission Reduction Fund (0267)						
REFUND ACCOUNTS	06.315	1591	15,988.00	10,602.49	---	5,385.51
DNR INTEGRATED DATA SYSTM	06.300	8949	32,711.00	32,684.91	---	26.09
Oil and Gas Resources Fund (0543)						
REFUND ACCOUNTS	06.315	1253	100.00	---	---	100.00

**STATE OF MISSOURI
SUMMARY OF APPROPRIATION ACTIVITY
SPECIAL REVENUE FUNDS
FOR THE APPROPRIATION YEAR 2017**

	<u>H.B. No.</u>	<u>Appr. No.</u>	<u>Appropriations</u>	<u>Expenditures and Transfers Out</u>	<u>Reappropriations to 2018</u>	<u>Lapse of Appropriations</u>
Natural Resources Protection Fund (0555)						
ENVIRONMENTAL RESTORATION	06.305	2415	6,057,917.00	1,028,235.10	---	5,029,681.90
Natural Resources Protection - Water Pollution Permit Fee Subaccount Fund (0568)						
REFUND ACCOUNTS	06.315	2739	46,982.00	34,819.00	---	12,163.00
ENVIRONMENTAL RESTORATION	06.305	4301	100,000.00	---	---	100,000.00
DNR INTEGRATED DATA SYSTM	06.300	8950	217,254.00	217,080.71	---	173.29
Solid Waste Management - Scrap Tire Subaccount Fund (0569)						
REFUND ACCOUNTS	06.315	3536	1,165.00	---	---	1,165.00
DNR INTEGRATED DATA SYSTM	06.300	8951	506.00	505.60	---	0.40
Solid Waste Management Fund (0570)						
REFUND ACCOUNTS	06.315	3537	1,165.00	---	---	1,165.00
DNR INTEGRATED DATA SYSTM	06.300	8952	9,510.00	9,502.41	---	7.59
Metallic Minerals Waste Management Fund (0575)						
REFUND ACCOUNTS	06.315	3538	165.00	---	---	165.00
DNR INTEGRATED DATA SYSTM	06.300	8953	293.00	292.77	---	0.23
Natural Resources Protection - Air Pollution Asbestos Fee Subaccount Fund (0584)						
REFUND ACCOUNTS	06.315	2740	9,930.00	5,990.00	---	3,940.00
Underground Storage Tank Regulation Program Fund (0586)						
REFUND ACCOUNTS	06.315	2742	4,965.00	---	---	4,965.00
DNR INTEGRATED DATA SYSTM	06.300	8955	2,821.00	2,818.75	---	2.25
Natural Resources Protection - Air Pollution Permit Fee Subaccount Fund (0594)						
REFUND ACCOUNTS	06.315	2743	62,082.00	2,438.00	---	59,644.00
DNR INTEGRATED DATA SYSTM	06.300	8956	102,641.00	102,559.17	---	81.83
Water and Wastewater Loan Revolving Fund (0602)						
REFUND ACCOUNTS	06.315	3539	10,498.00	---	---	10,498.00
Parks Sales Tax Fund (0613)						
REFUND ACCOUNTS	06.315	3374	25,723.00	---	---	25,723.00
Soil and Water Sales Tax Fund (0614)						
UNAPPROPRIATED SPENDING	06.201	2047	1.00	---	---	1.00
REFUND ACCOUNTS	06.315	3540	329.00	---	---	329.00

Water and Wastewater Loan Fund (0649)						
REFUND ACCOUNTS	06.315	3541	165.00	---	---	165.00
Groundwater Protection Fund (0660)						
REFUND ACCOUNTS	06.315	2744	3,165.00	---	---	3,165.00
DNR INTEGRATED DATA SYSTM	06.300	8958	38,811.00	38,780.04	---	30.96
Hazardous Waste Fund (0676)						
REFUND ACCOUNTS	06.315	2746	59,688.00	30,755.51	---	28,932.49
DNR INTEGRATED DATA SYSTM	06.300	8959	41,642.00	41,608.79	---	33.21
Safe Drinking Water Fund (0679)						
REFUND ACCOUNTS	06.315	2745	14,726.00	4,967.88	---	9,758.12
DNR INTEGRATED DATA SYSTM	06.300	8960	26,046.00	26,025.22	---	20.78
Oil and Gas Remedial Fund (0699)						
REFUND ACCOUNTS	06.315	7418	650.00	---	---	650.00
Storm Water Loan Revolving Fund (0754)						
REFUND ACCOUNTS	06.315	6865	200.00	---	---	200.00
Rural Water and Sewer Loan Revolving Fund (0755)						
REFUND ACCOUNTS	06.315	6866	165.00	---	---	165.00
Geologic Resources Fund (0801)						
REFUND ACCOUNTS	06.315	2891	2,360.00	2,110.00	---	250.00
Concentrated Animal Feeding Operation Indemnity Fund (0834)						
REFUND ACCOUNTS	06.315	4451	450.00	---	---	450.00
Dry-Cleaning Environmental Response Trust Fund (0898)						
REFUND ACCOUNTS	06.315	3129	4,000.00	27.36	---	3,972.64
DNR INTEGRATED DATA SYSTM	06.300	8961	1,119.00	1,118.12	---	0.88
Mined Land Reclamation Fund (0906)						
REFUND ACCOUNTS	06.315	2748	8,735.00	8,618.00	---	117.00
DNR INTEGRATED DATA SYSTM	06.300	8962	20,247.00	20,230.87	---	16.13
Babler State Park Fund (0911)						
REFUND ACCOUNTS	06.315	3375	417.00	---	---	417.00
<u>Department Operations</u>						
Solid Waste Management Fund (0570)						
DT OP-CONTRACT AUDITS E&E	06.200	2295	150,000.00	37,742.00	---	112,258.00
Soil and Water Sales Tax Fund (0614)						
DT OP-CONTRACT AUDITS E&E	06.200	2299	250,000.00	92,150.09	---	157,849.91
Water and Wastewater Loan Fund (0649)						
DEPT OPERATIONS E&E	06.200	1816	27,000.00	---	---	27,000.00

**STATE OF MISSOURI
SUMMARY OF APPROPRIATION ACTIVITY
SPECIAL REVENUE FUNDS
FOR THE APPROPRIATION YEAR 2017**

	<u>H.B. No.</u>	<u>Appr. No.</u>	<u>Appropriations</u>	<u>Expenditures and Transfers Out</u>	<u>Reappropriations to 2018</u>	<u>Lapse of Appropriations</u>
<u>Division of Environmental Quality</u>						
Missouri Air Emission Reduction Fund (0267)						
AIR POLLUTION CNTRL PS	06.225	4381	840,996.00	789,382.49	---	51,613.51
AIR POLLUTION CNTRL E&E	06.225	4384	458,342.00	64,088.34	---	394,253.66
REGIONAL OFFICES PS	06.225	8858	208,796.00	207,903.63	---	892.37
REGIONAL OFFICES E&E	06.225	8863	30,133.00	8,997.75	---	21,135.25
Natural Resources Protection Fund (0555)						
HAZARDOUS WASTE PS	06.225	5377	290,450.00	270,752.48	---	19,697.52
HAZARDOUS WASTE E&E	06.225	5383	40,114.00	26,227.16	---	13,886.84
AIR POLLUTION CNTRL E&E	06.225	5494	19.00	---	---	19.00
WATER PROTECTION PRG E&E	06.225	7178	22,827.00	---	---	22,827.00
ENVIRONMENTAL SVS PS	06.225	7359	61,591.00	3,040.61	---	58,550.39
ENVIRONMENTAL SVS E&E	06.225	7364	58,869.00	130.86	---	58,738.14
WATER PROTECTION PRG PS	06.225	8219	3,592.00	1,682.96	---	1,909.04
Natural Resources Protection - Water Pollution Permit Fee Subaccount Fund (0568)						
WATER QUALITY STUDY GRANT	06.225	1359	5,300,000.00	3,138,216.42	---	2,161,783.58
TECHNCL ASSIST GRANTS DEQ	06.225	4387	750,000.00	47,488.00	---	702,512.00
REGIONAL OFFICES PS	06.225	5342	1,097,260.00	1,044,553.47	---	52,706.53
REGIONAL OFFICES E&E	06.225	5351	208,210.00	11,153.62	---	197,056.38
ENVIRONMENTAL SVS PS	06.225	5410	248,051.00	245,937.60	---	2,113.40
ENVIRONMENTAL SVS E&E	06.225	5420	17,000.00	2,563.56	---	14,436.44
CONSTRUCTION GRNTS&LOANS	06.225	6955	7,750,000.00	5,966,510.87	---	1,783,489.13
WATER PROTECTION PRG PS	06.225	7174	2,560,632.00	2,477,813.89	---	82,818.11
WATER PROTECTION PRG E&E	06.225	7179	761,242.00	723,022.10	---	38,219.90
WATER INFRASTRUCTURE ENC	06.225	8760	6,489,999.00	---	---	6,489,999.00
WATER QUALITY STUDY ENC	06.225	8761	1,000,000.00	---	---	1,000,000.00
Solid Waste Management - Scrap Tire Subaccount Fund (0569)						
SOLID WASTE MANAGEMENT	06.225	1419	3,000,000.00	958,039.54	---	2,041,960.46
REGIONAL OFFICES PS	06.225	5343	242,484.00	211,226.48	---	31,257.52
REGIONAL OFFICES E&E	06.225	5352	55,248.00	14,498.59	---	40,749.41
SOLID WASTE MGMT PS	06.225	5389	278,832.00	161,190.79	---	117,641.21
SOLID WASTE MGMT E&E	06.225	5392	67,001.00	6,491.51	---	60,509.49
Solid Waste Management Fund (0570)						
SOLID WASTE MANAGEMENT	06.225	1418	9,998,820.00	7,716,000.62	---	2,282,819.38

REGIONAL OFFICES PS	06.225	5344	405,900.00	359,701.41	---	46,198.59
REGIONAL OFFICES E&E	06.225	5353	117,315.00	27,261.32	---	90,053.68
SOLID WASTE MGMT PS	06.225	5390	1,533,370.00	1,321,702.78	---	211,667.22
SOLID WASTE MGMT E&E	06.225	5393	472,853.00	117,315.20	---	355,537.80
HAZARDOUS WASTE PS	06.225	5529	11,814.00	7,414.15	---	4,399.85
ENVIRONMENTAL SVS PS	06.225	7363	56,850.00	54,022.08	---	2,827.92
ENVIRONMENTAL SVS E&E	06.225	7365	10,108.00	3,952.32	---	6,155.68
WATER PROTECTION PRG PS	06.225	8220	718.00	336.14	---	381.86
SOLID WASTE DSTRCT GRANTS	06.225	9161	6,500,000.00	111,696.23	---	6,388,303.77
Natural Resources Protection - Air Pollution						
Asbestos Fee Subaccount Fund (0584)						
AIR POLLUTION CNTRL PS	06.225	5368	112,854.00	108,854.46	---	3,999.54
AIR POLLUTION CNTRL E&E	06.225	5373	36,691.00	13,868.31	---	22,822.69
REGIONAL OFFICES PS	06.225	6013	56,195.00	---	---	56,195.00
Underground Storage Tank Regulation						
Program Fund (0586)						
HAZARDOUS WASTE PS	06.225	5379	102,052.00	97,320.35	---	4,731.65
HAZARDOUS WASTE E&E	06.225	5385	46,166.00	18,074.08	---	28,091.92
WATER PROTECTION PRG PS	06.225	8221	718.00	336.14	---	381.86
Natural Resources Protection - Air Pollution						
Permit Fee Subaccount Fund (0594)						
AIR POLL CONTROL GRANTS	06.225	1364	1,272,621.00	33,798.85	---	1,238,822.15
REGIONAL OFFICES PS	06.225	5346	578,334.00	462,426.37	---	115,907.63
REGIONAL OFFICES E&E	06.225	5355	168,743.00	46,143.28	---	122,599.72
AIR POLLUTION CNTRL PS	06.225	5369	2,918,610.00	2,323,985.73	---	594,624.27
AIR POLLUTION CNTRL E&E	06.225	5374	583,573.00	89,110.28	---	494,462.72
ENVIRONMENTAL SVS PS	06.225	5412	683,901.00	654,099.94	---	29,801.06
ENVIRONMENTAL SVS E&E	06.225	5422	332,879.00	288,267.01	---	44,611.99
Water and Wastewater Loan Revolving						
Fund (0602)						
WATER & WASTEWATER LOAN	06.225	1446	198,932,627.00	104,745,260.96	---	94,187,366.04
DRINKING WATER LOAN	06.225	5470	28,593,444.00	10,536,150.18	---	18,057,293.82
WATER INFRASTRUCTURE ENC	06.225	8508	210,439,825.00	---	---	210,439,825.00
Soil and Water Sales Tax Fund (0614)						
SOIL & WATER RES GRANT	06.225	1423	400,000.00	113,527.36	---	286,472.64
COST SHARE GRANT	06.225	1425	40,000,000.00	37,659,447.40	---	2,340,552.60
CONSERVATION MONITOR PRG	06.225	1427	650,000.00	237,728.49	---	412,271.51
SOIL & WATER CONSERV PS	06.225	5338	1,401,934.00	977,642.91	---	424,291.09
SOIL & WATER CONSERV E&E	06.225	5339	629,982.00	155,358.17	---	474,623.83
REGIONAL OFFICES E&E	06.225	5474	19,436.00	3,696.99	---	15,739.01
GRANTS TO SOIL DISTRICTS	06.225	7607	14,680,570.00	13,111,448.83	---	1,569,121.17
Water and Wastewater Loan Fund (0649)						
DRINKING WATER LOAN	06.225	1442	45,000,000.00	24,669,072.68	---	20,330,927.32
WATER & WASTEWATER LOAN	06.225	1450	42,178,640.00	40,564,117.90	---	1,614,522.10

**STATE OF MISSOURI
SUMMARY OF APPROPRIATION ACTIVITY
SPECIAL REVENUE FUNDS
FOR THE APPROPRIATION YEAR 2017**

	H.B. No.	Appr. No.	Appropriations	Expenditures and Transfers Out	Reappropriations to 2018	Lapse of Appropriations
REGIONAL OFFICES E&E	06.225	5356	1.00	---	---	1.00
WATER PROTECTION PRG PS	06.225	6954	958,547.00	864,483.40	---	94,063.60
WATER PROTECTION PRG E&E	06.225	7180	81,675.00	40,000.00	---	41,675.00
WATER INFRASTRUCTURE ENC	06.225	8757	110,000,000.00	---	---	110,000,000.00
Hazardous Waste Fund (0676)						
SUPERFUND CLEANUP	06.225	1172	2,803,944.00	2,110,743.53	---	693,200.47
ENVIRONMENT EMERG RESPON	06.225	3082	500,000.00	42,179.89	---	457,820.11
REGIONAL OFFICES E&E	06.225	5357	16,211.00	10,175.10	---	6,035.90
HAZARDOUS WASTE PS	06.225	5380	1,599,461.00	1,577,668.31	---	21,792.69
HAZARDOUS WASTE E&E	06.225	5386	180,792.00	150,527.12	---	30,264.88
ENVIRONMENTAL SVS PS	06.225	5413	82,354.00	72,785.53	---	9,568.47
ENVIRONMENTAL SVS E&E	06.225	5423	25,621.00	21,998.09	---	3,622.91
REGIONAL OFFICES PS	06.225	7790	218,379.00	176,082.05	---	42,296.95
WATER PROTECTION PRG PS	06.225	8222	718.00	336.14	---	381.86
Safe Drinking Water Fund (0679)						
DRINKING WATER ANALYSIS	06.225	3382	599,852.00	294,444.00	---	305,408.00
REGIONAL OFFICES PS	06.225	5348	965,555.00	899,164.99	---	66,390.01
REGIONAL OFFICES E&E	06.225	5358	276,345.00	134,749.43	---	141,595.57
ENVIRONMENTAL SVS PS	06.225	5415	577,528.00	526,708.48	---	50,819.52
WATER PROTECTION PRG PS	06.225	7175	486,866.00	360,511.31	---	126,354.69
WATER PROTECTION PRG E&E	06.225	7181	730,435.00	547,348.33	---	183,086.67
Storm Water Loan Revolving Fund (0754)						
STORMWATER CONTROL LOANS	06.225	6848	1,014,141.00	---	---	1,014,141.00
WATER INFRASTRUCTURE ENC	06.225	8759	5,500,000.00	---	---	5,500,000.00
Rural Water and Sewer Loan Revolving Fund (0755)						
RURAL WATER&SEWER LOANS	06.225	6849	700,000.00	66,407.00	---	633,593.00
WATER INFRASTRUCTURE ENC	06.225	8758	1,100,000.00	---	---	1,100,000.00
Concentrated Animal Feeding Operation Indemnity Fund (0834)						
CAFO CLOSURES	06.225	3480	60,000.00	---	---	60,000.00
Dry-Cleaning Environmental Response Trust Fund (0898)						
HAZARDOUS WASTE PS	06.225	5467	73,316.00	26,072.20	---	47,243.80
HAZARDOUS WASTE E&E	06.225	5468	6,845.00	234.49	---	6,610.51
DRYCLEANERS CLEANUP	06.225	5469	350,000.00	161,043.35	---	188,956.65

Missouri Geological Survey

Oil and Gas Resources Fund (0543)						
MGS OPERATIONS PS	06.260	1250	86,010.00	---	---	86,010.00
MGS OPERATIONS E&E	06.260	1252	30,230.00	---	---	30,230.00
Natural Resources Protection Fund (0555)						
MGS OPERATIONS PS	06.260	8970	10,200.00	5,372.06	---	4,827.94
MGS OPERATIONS E&E	06.260	9195	2,000.00	---	---	2,000.00
Natural Resources Protection - Water Pollution Permit Fee Subaccount Fund (0568)						
MGS OPERATIONS PS	06.260	2161	14,518.00	1,379.42	---	13,138.58
MGS OPERATIONS E&E	06.260	2162	371,222.00	289,142.08	---	82,079.92
Solid Waste Management Fund (0570)						
MGS OPERATIONS PS	06.260	2163	146,721.00	142,992.74	---	3,728.26
MGS OPERATIONS E&E	06.260	2164	12,480.00	11,411.57	---	1,068.43
Metallic Minerals Waste Management Fund (0575)						
MGS OPERATIONS PS	06.260	1194	62,867.00	22,999.16	---	39,867.84
MGS OPERATIONS E&E	06.260	1195	13,761.00	3,678.38	---	10,082.62
Groundwater Protection Fund (0660)						
MGS OPERATIONS PS	06.260	1956	511,171.00	464,992.87	---	46,178.13
MGS OPERATIONS E&E	06.260	2411	97,405.00	90,685.17	---	6,719.83
Hazardous Waste Fund (0676)						
MGS OPERATIONS PS	06.260	2165	175,000.00	154,879.50	---	20,120.50
MGS OPERATIONS E&E	06.260	2171	31,010.00	21,333.36	---	9,676.64
Safe Drinking Water Fund (0679)						
MGS OPERATIONS E&E	06.260	1595	366,150.00	289,141.63	---	77,008.37
Oil and Gas Remedial Fund (0699)						
OIL & GAS REMEDIAL FUND	06.260	7767	150,000.00	---	---	150,000.00
MGS OPERATIONS PS	06.260	7801	7,444.00	---	---	7,444.00
MGS OPERATIONS E&E	06.260	7802	7,625.00	---	---	7,625.00
Rural Water and Sewer Loan Revolving Fund (0755)						
MGS OPERATIONS E&E	06.260	1596	366,150.00	289,141.64	---	77,008.36
Geologic Resources Fund (0801)						
MGS OPERATIONS PS	06.260	2861	118,305.00	91,217.10	---	27,087.90
MGS OPERATIONS E&E	06.260	2889	18,270.00	4,475.51	---	13,794.49
Dry-Cleaning Environmental Response Trust Fund (0898)						
MGS OPERATIONS PS	06.260	2206	19,090.00	---	---	19,090.00
MGS OPERATIONS E&E	06.260	2208	1,384.00	---	---	1,384.00
Mined Land Reclamation Fund (0906)						
MGS OPERATIONS PS	06.260	1197	456,824.00	325,617.85	---	131,206.15
MGS OPERATIONS E&E	06.260	1198	211,776.00	47,888.85	---	163,887.15
LAND RECLMT BOND FORFEIT	06.260	7453	700,000.00	---	---	700,000.00

**STATE OF MISSOURI
SUMMARY OF APPROPRIATION ACTIVITY
SPECIAL REVENUE FUNDS
FOR THE APPROPRIATION YEAR 2017**

	<u>H.B. No.</u>	<u>Appr. No.</u>	<u>Appropriations</u>	<u>Expenditures and Transfers Out</u>	<u>Reappropriations to 2018</u>	<u>Lapse of Appropriations</u>
<u>Missouri State Parks</u>						
Parks Sales Tax Fund (0613)						
STATE PARKS OPERATION E&E	06.285	0664	10,719,222.00	8,856,974.35	---	1,862,247.65
DNR WATER WASTE IMPROV	18.040	1535	780,000.00	---	780,000.00	---
CATASTROPHIC PROJECTS	18.040	1536	400,000.00	72,378.58	327,621.00	0.42
IMPROVEMENTS STATE PARKS	18.040	1563	3,965,000.00	2,803,719.69	1,161,280.00	0.31
LEVY DISTRICT PAYMENTS	06.285	1942	15,000.00	8,966.89	---	6,033.11
STATE PARKS OPERATION PS	06.285	2082	20,415,008.00	19,888,636.04	---	526,371.96
BRUCE R WATKINS CENTER	06.285	7814	100,000.00	100,000.00	---	---
PAYMENT IN LIEU OF TAXES	06.285	7815	30,000.00	30,000.00	---	---
PRJS ST & HIST PROPERTIES	17.335	8585	500,920.00	443,680.13	57,239.00	0.87
DNR WATER WASTE IMPROV	17.335	8587	1,805,187.00	668,498.81	1,136,688.00	0.19
PRJS ST & HIST PROPERTIES	17.345	9281	209,280.00	74,646.37	134,633.00	0.63
DNR WATER WASTE IMPROV	17.345	9283	597,922.00	7,272.35	590,649.00	0.65
CATASTROPHIC PROJECTS	17.345	9284	411,735.00	101,290.25	310,444.00	0.75
IMPROVEMENTS STATE PARKS	17.345	9305	4,706,578.00	4,706,258.75	319.00	0.25
Meramec-Onondaga State Parks Fund (0698)						
STATE PARKS OPERATION E&E	06.285	2085	85,000.00	79,928.73	---	5,071.27
Economic Development Advancement Fund (0783)						
HISTORIC PRESERVATION PS	06.290	2834	102,955.00	97,365.55	---	5,589.45
HISTORIC PRESERVATION E&E	06.290	2837	10,853.00	10,143.91	---	709.09
Babler State Park Fund (0911)						
STATE PARKS OPERATION PS	06.285	2086	56,184.00	45,282.51	---	10,901.49
STATE PARKS OPERATION E&E	06.285	2087	75,000.00	63,767.40	---	11,232.60
<u>DEPARTMENT OF PUBLIC SAFETY</u>						
Veterans Commission Capital Improvement Trust Fund (0304)						
CRITICAL M&R	18.030	1402	500,000.00	43,460.54	456,539.00	0.46
DPS-INSTITUTIONAL	13.015	7735	2,786,011.00	2,786,011.00	---	---
PUBLIC SAFETY LEASING	13.005	8315	192,666.00	156,371.37	---	36,294.63
PUBLIC SAFETY STATE OWNED	13.010	8316	107,813.00	107,813.00	---	---
CRITICAL M&R	17.210	8575	59,122.00	59,122.00	---	---
CRITICAL M&R	17.215	9277	288,546.00	124,058.63	164,487.00	0.37

Division of Alcohol and Tobacco Control Fund (0544)						
PUBLIC SAFETY LEASING	13.005	1272	91,971.00	90,421.69	---	1,549.31
State Highways and Transportation Department Fund (0644)						
CRITICAL M&R	17.210	8576	166,591.00	166,591.00	---	---
CRITICAL M&R	17.215	9276	628,942.00	106,563.64	522,378.00	0.36
<u>Office of the Director</u>						
Missouri Crime Prevention Information and Programming Fund (0253)						
DIRECTOR ADMIN E&E	08.005	2328	1,000.00	---	---	1,000.00
Peace Officer Standards and Training Commission Fund (0281)						
POST TRAINING	08.075	1645	1,400,000.00	951,566.98	---	448,433.02
State Forensic Laboratory Fund (0591)						
STATE FORENSIC LABS	08.065	8770	399,200.00	239,899.89	---	159,300.11
Services to Victims Fund (0592)						
DIRECTOR ADMIN PS	08.005	0782	71,465.00	29,423.34	---	42,041.66
DIRECTOR ADMIN E&E	08.005	0783	15,042.00	3,220.62	---	11,821.38
STATE SERVICES TO VICTIMS	08.040	8866	3,600,000.00	3,086,230.37	---	513,769.63
Crime Victims' Compensation Fund (0681)						
CRIME VICTIMS COMP	08.055	2279	4,837,329.00	2,627,798.88	---	2,209,530.12
DIRECTOR ADMIN E&E	08.005	5220	1,506,453.00	1,471,251.52	---	35,201.48
STATE SERVICES TO VICTIMS	08.040	5668	50,000.00	50,000.00	---	---
DIRECTOR ADMIN PS	08.005	8769	467,692.00	390,385.22	---	77,306.78
Antiterrorism Fund (0759)						
DIRECTOR ADMIN E&E	08.005	7530	10,000.00	4,051.47	---	5,948.53
MODEX Fund (0867)						
MODEX PS	08.005	8795	90,278.00	85,279.33	---	4,998.67
MODEX E&E	08.005	8798	763,000.00	454,404.32	---	308,595.68
Deputy Sheriff Salary Supplementation Fund (0913)						
MOSMART	08.025	7930	7,200,000.00	2,960,171.03	---	4,239,828.97
<u>Division of Fire Safety</u>						
Elevator Safety Fund (0257)						
F S ADMIN PS	08.160	5629	376,241.00	343,671.49	---	32,569.51
F S ADMIN E&E	08.160	5630	74,115.00	73,574.33	---	540.67
Chemical Emergency Preparedness Fund (0587)						
FIREFIGHTER TRAINING	08.170	1382	100,000.00	81,693.00	---	18,307.00

**STATE OF MISSOURI
SUMMARY OF APPROPRIATION ACTIVITY
SPECIAL REVENUE FUNDS
FOR THE APPROPRIATION YEAR 2017**

	H.B. No.	Appr. No.	Appropriations	Expenditures and Transfers Out	Reappropriations to 2018	Lapse of Appropriations
Boiler and Pressure Vessels Safety Fund (0744)						
F S ADMIN PS	08.160	6103	375,301.00	375,026.73	---	274.27
F S ADMIN E&E	08.160	6104	66,398.00	66,383.54	---	14.46
Missouri Explosives Safety Act Administration Fund (0804)						
F S ADMIN PS	08.160	2836	87,806.00	50,981.79	---	36,824.21
F S ADMIN E&E	08.160	2857	12,027.00	5,839.83	---	6,187.17
Fire Education Fund (0821)						
FIREFIGHTER TRAINING	08.170	0682	320,000.00	183,671.10	---	136,328.90
Cigarette Fire Safety and Firefighter Protection Fund (0937)						
FIRE SAFE CIGARETTE PS	08.165	6782	21,017.00	10,463.95	---	10,553.05
FIRE SAFE CIGARETTE E&E	08.165	6783	10,204.00	10,149.84	---	54.16
<u>State Highway Patrol</u>						
Gaming Commission Fund (0286)						
SHP TECHNICAL SERVICE PS	08.135	0636	21,543.00	17,301.90	---	4,241.10
SHP ENFORCEMENT E&E	08.095	1647	357,488.00	303,291.36	---	54,196.64
GASOLINE PURCHASE	08.105	1648	775,366.00	388,836.78	---	386,529.22
SHP ADMIN PS	08.085	2797	34,879.00	33,551.49	---	1,327.51
FRINGE BENEFITS PS	08.090	3276	365,033.00	173,392.66	---	191,640.34
FRINGE BENEFITS E&E	08.090	3277	385,909.00	382,205.48	---	3,703.52
SHP ADMIN E&E	08.085	4369	4,802.00	488.90	---	4,313.10
VEHICLE REPLACEMENT	08.110	4371	549,074.00	238,381.00	---	310,693.00
SHP ACADEMY PS	08.120	5917	174,718.00	162,250.87	---	12,467.13
SHP ACADEMY E&E	08.120	5918	79,440.00	59,024.13	---	20,415.87
DPS-SHP INSTIT	13.015	7744	29,683.00	29,683.00	---	---
Highway Patrol Inspection Fund (0297)						
VEH & DRIVER SAFETY E&E	08.125	1379	360,632.00	356,544.74	---	4,087.26
VEH & DRIVER SAFETY PS	08.125	8476	128,775.00	98,883.29	---	29,891.71
FRINGE BENEFITS PS	08.090	8837	74,926.00	73,430.18	---	1,495.82
FRINGE BENEFITS E&E	08.090	8838	7,594.00	5,433.04	---	2,160.96
Missouri State Water Patrol Fund (0400)						
STATE WATER PATROL PS	08.100	3595	1,655,052.00	1,515,083.92	---	139,968.08
STATE WATER PATROL E&E	08.100	3598	840,000.00	492,729.48	---	347,270.52
FRINGE BENEFITS PS	08.090	8036	1,285,884.00	1,197,081.06	---	88,802.94

FRINGE BENEFITS E&E	08.090	8037	109,578.00	106,560.25	---	3,017.75
SHP ADMIN PS	08.085	8836	98,694.00	88,363.13	---	10,330.87
SHP ENFORCEMENT PS	08.095	8839	87,813.00	57,938.01	---	29,874.99
State Forensic Laboratory Fund (0591)						
CRIME LABS E&E	08.115	8771	327,633.00	326,280.00	---	1,353.00
State Highways and Transportation						
Department Fund (0644)						
SHP TECHNICAL SERVICE PS	08.135	0630	14,351,336.00	13,359,639.54	---	991,696.46
SHP ADMIN PS	08.085	1130	6,058,742.00	5,866,971.25	---	191,770.75
SHP ADMIN E&E	08.085	1133	422,589.00	361,707.44	---	60,881.56
SHP ENFORCEMENT PS	08.095	1136	72,199,449.00	68,858,267.67	---	3,341,181.33
SHP ACADEMY PS	08.120	1143	1,344,722.00	1,267,431.45	---	77,290.55
SHP ACADEMY E&E	08.120	1148	73,576.00	62,249.76	---	11,326.24
VEH & DRIVER SAFETY PS	08.125	1150	11,082,397.00	10,430,935.37	---	651,461.63
VEH & DRIVER SAFETY E&E	08.125	1154	1,021,875.00	813,880.61	---	207,994.39
CARTHAGE RDIO TWR RPLCMNT	18.050	1413	277,201.00	---	277,201.00	---
SHP ENFORCEMENT E&E	08.095	1430	6,131,028.00	5,901,257.06	---	229,770.94
GEN HQ EXTERIOR REPAIRS	18.050	1469	350,438.00	199,216.72	151,221.00	0.28
SHP TECHNICAL SERVICE E&E	08.135	2285	14,797,215.00	14,224,684.28	---	572,530.72
ST HWY PATROL LEASING	13.005	3194	1,033,867.00	1,033,866.98	---	0.02
REFUND UNUSED STICKERS	08.130	3284	100,000.00	40,439.00	---	59,561.00
FRINGE BENEFITS PS	08.090	4346	79,348,212.00	74,216,440.96	---	5,131,771.04
FRINGE BENEFITS E&E	08.090	4349	6,510,716.00	6,294,548.19	---	216,167.81
VEHICLE REPLACEMENT	08.110	4370	6,323,075.00	6,048,048.04	---	275,026.96
GASOLINE PURCHASE	08.105	4472	4,837,264.00	3,381,898.17	---	1,455,365.83
CRIME LABS PS	08.115	5296	3,878,874.00	3,582,552.25	---	296,321.75
CRIME LABS E&E	08.115	5297	909,249.00	881,971.00	---	27,278.00
INTEROPERABLE SYSTEM HWY	08.095	7101	5,000,000.00	4,604,379.77	---	395,620.23
DPS HP STATE OWNED	13.010	7740	127,827.00	127,218.48	---	608.52
DPS-SHP INSTIT	13.015	7745	1,637,183.00	1,637,183.00	---	---
INTEROPERABLE ONGOING HWY	08.095	7900	4,100,000.00	3,683,630.93	---	416,369.07
MSHP ACADEMY BULLET TRAP	17.395	8593	59,578.00	---	59,578.00	---
MSHP ACADEMY ELEVATR REPL	17.395	8594	325,279.00	217,593.50	107,685.00	0.50
MSHP HANGAR/OFF HVAC REPL	17.395	8595	151,088.00	127,468.12	23,619.00	0.88
MSHP HQ COOLING TOWR REPL	17.395	8596	86,544.00	86,103.02	440.00	0.98
MSHP HQ DRIVEWAY MAINT	17.395	8597	245.00	245.00	---	---
MSHP HQ ELEVATOR REPLCMNT	17.395	8598	325,279.00	272,198.10	53,080.00	0.90
MSHP HQ HVAC & WATER REPL	17.395	8599	472,693.00	470,540.19	2,152.00	0.81
MSHP HQ MECHANICAL MODIF	17.395	8600	44,678.00	5,647.99	39,030.00	0.01
MSHP HQ UPS UNIT REPLCMNT	17.395	8601	45,428.00	4,352.01	41,075.00	0.99
MSHP TROOP A BOILER & RTU	17.395	8602	1,765.00	1,765.00	---	---
MSHP TROOP A CDL ROOF REP	17.395	8603	11,291.00	11,291.00	---	---
MSHP TROOP A FIRING RANGE	17.395	8604	48,042.00	48,042.00	---	---

**STATE OF MISSOURI
SUMMARY OF APPROPRIATION ACTIVITY
SPECIAL REVENUE FUNDS
FOR THE APPROPRIATION YEAR 2017**

	H.B. No.	Appr. No.	Appropriations	Expenditures and Transfers Out	Reappropriations to 2018	Lapse of Appropriations
MSHP TROOP A ROOF REPLCMT	17.395	8605	8,183.00	8,183.00	---	---
MSHP TROOP B FIRNG & HVAC	17.395	8606	181,860.00	158,417.95	23,442.00	0.05
MSHP TROOP C CDL CONC REP	17.395	8607	371,122.00	269,962.46	101,159.00	0.54
MSHP TROOP D RTU REPLCMNT	17.395	8608	146,989.00	146,140.08	848.00	0.92
MSHP TROOP E HVAC REPLCMT	17.395	8609	5,427.00	5,426.94	---	0.06
MSHP TROOP E PIPE REPLCMT	17.395	8610	24,600.00	24,600.00	---	---
MSHP TROOP F FAN REPLCMNT	17.395	8612	39,028.00	36,114.13	2,913.00	0.87
MSHP TROOP F ROOF REPLCMT	17.395	8613	18,803.00	4,836.98	13,966.00	0.02
MSHP TROOP G AHU REPLCMNT	17.395	8614	106,453.00	14,164.05	92,288.00	0.95
MSHP TROOP G BULLET TRAP	17.395	8615	33,724.00	33,724.00	---	---
MSHP TROOP G HQ ROOF REP	17.395	8616	73,222.00	11,889.40	61,332.00	0.60
MSHP TROOP G CL ROOF REP	17.395	8617	48,660.00	19,905.20	28,754.00	0.80
MSHP TROOP H FIRING REPL	17.395	8618	23,649.00	23,648.72	---	0.28
MSHP TROOP I AHU REPLCMT	17.395	8619	175,576.00	174,618.67	957.00	0.33
MSHP TROOP I ROOF REPLMT	17.395	8620	156,146.00	117,191.55	38,954.00	0.45
CARTHGE RADIO TWR RPLCMNT	17.400	9289	69,300.00	---	69,300.00	---
TROOP A RADIO TRR RPLCMNT	17.400	9290	466,501.00	---	466,501.00	---
TROOP D RADIO TRR RPLCMNT	17.400	9291	466,501.00	---	466,501.00	---
GEN HQ EXTERIOR REPAIRS	17.400	9292	39,822.00	33,292.42	6,529.00	0.58
TROOP C ROOF REPLACEMENT	17.400	9293	55,636.00	55,636.00	---	---
GEN HQ ROOF REPLACEMENT	17.400	9294	202,914.00	199,098.65	3,815.00	0.35
TROOP A HQ SWR LN RPLCMNT	17.400	9295	189,810.00	---	189,810.00	---
TROOP F CDL ROOF RPLCMNT	17.400	9296	37,032.00	---	37,032.00	---
TROOP F HQ LED LIGHTING	17.400	9297	37,777.00	2,888.79	34,888.00	0.21
TROOP I HQ LED LIGHTING	17.400	9298	35,579.00	8,527.77	27,051.00	0.23
TROOP G HQ LED LIGHTING	17.400	9299	38,977.00	20,889.43	18,087.00	0.57
Criminal Record System Fund (0671)						
SHP TECHNICAL SERVICE PS	08.135	0635	3,679,539.00	3,666,326.17	---	13,212.83
SHP ADMIN PS	08.085	2121	42,664.00	40,105.24	---	2,558.76
SHP TECHNICAL SERVICE E&E	08.135	2286	4,050,243.00	895,528.14	---	3,154,714.86
FBI BACKGROUND CHARGES	08.135	7163	2,500,000.00	1,585,697.00	---	914,303.00
FRINGE BENEFITS PS	08.090	8867	3,344,193.00	3,081,832.69	---	262,360.31
FRINGE BENEFITS E&E	08.090	8868	258,883.00	179,304.23	---	79,578.77
SHP ENFORCEMENT PS	08.095	8870	199,128.00	197,985.76	---	1,142.24
CRIME LABS PS	08.115	8872	190,797.00	189,994.33	---	802.67
CRIME LABS E&E	08.115	8873	2,575.00	2,575.00	---	---

Highway Patrol's Motor Vehicle, Aircraft,
Watercraft Revolving Fund (0695)

SHP ENFORCEMENT E&E	08.095	1967	297,625.00	159,799.15	---	137,825.85
FRINGE BENEFITS PS	08.090	2900	4,681.00	---	---	4,681.00
FRINGE BENEFITS E&E	08.090	2901	657.00	565.51	---	91.49
SHP ENFORCEMENT PS	08.095	2903	8,047.00	---	---	8,047.00
VEHICLE REPLACEMENT	08.110	6461	7,713,448.00	7,449,074.00	---	264,374.00

Highway Patrol Traffic Records Fund (0758)

SHP TECHNICAL SERVICE PS	08.135	3682	79,116.00	55,425.59	---	23,690.41
SHP ENFORCEMENT E&E	08.095	6892	245,242.00	52,781.47	---	192,460.53
FRINGE BENEFITS PS	08.090	7284	58,733.00	46,424.77	---	12,308.23
FRINGE BENEFITS E&E	08.090	7285	5,017.00	3,484.09	---	1,532.91

DNA Profiling Analysis Fund (0772)

CRIME LABS PS	08.115	7280	64,650.00	63,944.13	---	705.87
CRIME LABS E&E	08.115	7281	1,478,305.00	633,982.49	---	844,322.51
FRINGE BENEFITS PS	08.090	7282	54,625.00	45,984.82	---	8,640.18
FRINGE BENEFITS E&E	08.090	7283	6,046.00	2,936.00	---	3,110.00

Criminal Justice Network and Technology
Revolving Fund (0842)

SHP TECHNICAL SERVICE E&E	08.135	4113	2,699,050.00	2,692,998.00	---	6,052.00
MULES/AMBER ALERT INTRFCE	08.135	9163	120,000.00	---	---	120,000.00

Alcohol and Tobacco Control

Division of Alcohol and Tobacco Control
Fund (0544)

ALCOHOL & TOBACCO CNTR PS	08.150	1254	1,210,004.00	871,578.27	---	338,425.73
ALCOHOL & TOBACCO CNTR EE	08.150	1262	572,435.00	572,435.00	---	---

Adjutant General

Missouri National Guard Training Site
Fund (0269)

TRAINING SITE REVOLVING	08.280	3154	330,000.00	162,701.53	---	167,298.47
CONTRACT SERVICES PS	08.285	6942	20,474.00	---	---	20,474.00

Veterans Commission Capital Improvement
Trust Fund (0304)

VETS RECOGNITION PRG E&E	08.260	3430	536,732.00	16,993.98	---	519,738.02
VETS RECOGNITION PRG PS	08.260	6843	95,258.00	81,713.00	---	13,545.00

Missouri National Guard Trust Fund (0900)

NATIONAL GUARD TRUST FUND	08.255	1863	1,764,400.00	422,033.98	---	1,342,366.02
NATIONAL GUARD TRUST PS	08.255	7278	1,291,425.00	1,027,321.56	---	264,103.44
NATIONAL GUARD TRUST E&E	08.255	7279	1,461,847.00	488,643.71	---	973,203.29
CONTRACT SERVICES E&E	08.285	7524	673,925.00	506,020.13	---	167,904.87

**STATE OF MISSOURI
SUMMARY OF APPROPRIATION ACTIVITY
SPECIAL REVENUE FUNDS
FOR THE APPROPRIATION YEAR 2017**

	<u>H.B. No.</u>	<u>Appr. No.</u>	<u>Appropriations</u>	<u>Expenditures and Transfers Out</u>	<u>Reappropriations to 2018</u>	<u>Lapse of Appropriations</u>
<u>State Emergency Management Agency</u>						
Chemical Emergency Preparedness						
Fund (0587)						
A G SEMA PS	08.295	3882	162,682.00	146,409.46	---	16,272.54
A G SEMA E&E	08.295	3883	85,117.00	18,351.06	---	66,765.94
MERC DISTRIBUTIONS	08.300	3884	650,000.00	553,917.90	---	96,082.10
<u>Missouri Veterans Commission</u>						
Veterans Commission Capital Improvement						
Trust Fund (0304)						
VETERANS HOMES PS	08.195	0639	29,731.00	25,083.50	---	4,647.50
MVC ST LOUIS M&R PROJS	17.405	1318	676,250.00	52,702.64	623,547.00	0.36
HIGGINSVILLE COLMBRM WALL	18.055	1531	2,807,066.00	176,680.57	2,630,385.00	0.43
SPRINGFIELD COLMBRM WALL	18.055	1533	3,526,346.00	181,319.05	3,345,026.00	0.95
ADMIN & SERVICE PS	08.175	4481	3,630,641.00	3,381,458.81	---	249,182.19
ADMIN & SERVICE E&E	08.175	4482	1,307,855.00	1,101,053.85	---	206,801.15
VETERANS SVS OFFICER PRGM	08.190	5052	1,600,000.00	1,378,491.49	---	221,508.51
STL VETS STORAGE BLDG	17.410	8570	986,262.00	5,817.25	980,444.00	0.75
ELEC MEDICAL RECORDS	17.415	8572	774,516.00	137,327.49	---	637,188.51
MVC CAMERON M&R PROJECTS	17.405	8622	848,845.00	512,210.69	336,634.00	0.31
MVC CAPE GIRARDEAU M&R	17.405	8624	3,869,773.00	665,237.52	3,204,535.00	0.48
MVC MEXICO M&R PROJECTS	17.405	8626	200,000.00	15,200.00	184,800.00	---
MVC ST JAMES M&R PROJS	17.405	8628	5,933,404.00	327,977.63	5,605,426.00	0.37
MVC WARRNSBG NURSE & FIRE	17.405	8630	360,249.00	---	---	360,249.00
ANTI WANDER SYSTEMS	17.420	8636	1,570,189.00	207,960.52	500,000.00	862,228.48
JACKSONVILLE STORAGE BLDG	17.425	9311	194,880.00	16,234.25	178,645.00	0.75
ST JAMES VETS CEM RENOV	17.425	9994	264,780.00	210,709.41	54,070.00	0.59
SPRNGFLD VETS CEM CONCRT	17.425	9995	222,495.00	161,915.61	60,579.00	0.39
Veterans' Trust Fund (0579)						
ADMIN & SERVICE E&E	08.175	0981	23,832.00	23,832.00	---	---
VETERANS HOMES E&E	08.195	2345	49,980.00	48,500.19	---	1,479.81
WWI Memorial Trust Fund (0993)						
WORLD WAR I MEMORIAL	08.180	9004	150,000.00	128,000.00	---	22,000.00
<u>Missouri Gaming Commission</u>						
Compulsive Gamblers Fund (0249)						
GAMING E&E	08.205	3087	56,310.00	1,265.68	---	55,044.32

Gaming Commission Fund (0286)						
GAMING COMM FRINGES PS	08.210	1542	6,605,754.00	5,869,651.42	---	736,102.58
GAMING COMM FRINGES E&E	08.210	1543	267,317.00	164,988.01	---	102,328.99
GAMING COMM REFUNDS	08.215	1651	100,000.00	5,000.00	---	95,000.00
GAMING & BINGO PS	08.205	2990	14,824,185.00	13,793,317.61	---	1,030,867.39
GAMING & BINGO E&E	08.205	2991	1,726,519.00	1,225,484.42	---	501,034.58
GAMING COM LEASING	13.005	3198	393,759.00	380,868.31	---	12,890.69
GAMING COM STATE OWNED	13.010	7883	73,804.00	73,715.52	---	88.48
Bingo Proceeds for Education Fund (0289)						
BINGO REFUNDS	08.220	2994	5,000.00	---	---	5,000.00

DEPARTMENT OF REVENUE

School Building Revolving Fund (0279)						
FED & OTHER FUND REFUNDS	04.070	6905	840.00	840.00	---	---
Gaming Proceeds for Education Fund (0285)						
FED & OTHER FUND REFUNDS	04.070	3004	15,000.00	---	---	15,000.00
Gaming Commission Fund (0286)						
FED & OTHER FUND REFUNDS	04.070	0929	4,160.00	---	---	4,160.00
Solid Waste Management - Scrap Tire						
Subaccount Fund (0569)						
FED & OTHER FUND REFUNDS	04.070	1592	10,000.00	---	---	10,000.00
Motor Vehicle Commission Fund (0588)						
FED & OTHER FUND REFUNDS	04.070	7292	5,000.00	1,632.50	---	3,367.50
Revenue Specialty Plate Fund (0775)						
FED & OTHER FUND REFUNDS	04.070	7295	10,000.00	---	---	10,000.00

Legal Services Division

Motor Vehicle Commission Fund (0588)						
LEGAL SERV PS	04.020	1745	461,870.00	371,498.53	---	90,371.47
LEGAL SERV E&E	04.020	1746	28,118.00	16,805.82	---	11,312.18
State Highways and Transportation						
Department Fund (0644)						
HWY COLL ATTORNEY FEES	04.005	0889	5,000.00	---	---	5,000.00
HWY COLL LEGAL SERV PS	04.005	1777	1,082,239.00	1,045,736.05	---	36,502.95
HWY COLL LEGAL SERV E&E	04.005	1778	102,035.00	91,817.17	---	10,217.83
Tobacco Control Special Fund (0984)						
TOBACCO CONT ENFORCMNT PS	04.020	8246	42,279.00	---	---	42,279.00
TOBACCO CONT ENFORCMNT EE	04.020	8247	3,323.00	---	---	3,323.00

Administration Division

Health Initiatives Fund (0275)						
POSTAGE	04.025	1636	5,373.00	5,212.00	---	161.00

**STATE OF MISSOURI
SUMMARY OF APPROPRIATION ACTIVITY
SPECIAL REVENUE FUNDS
FOR THE APPROPRIATION YEAR 2017**

	<u>H.B. No.</u>	<u>Appr. No.</u>	<u>Appropriations</u>	<u>Expenditures and Transfers Out</u>	<u>Reappropriations to 2018</u>	<u>Lapse of Appropriations</u>
Motor Vehicle Commission Fund (0588)						
POSTAGE	04.025	6869	44,029.00	44,029.00	---	---
Conservation Commission Fund (0609)						
POSTAGE	04.025	6240	1,343.00	1,343.00	---	---
State Highways and Transportation Department Fund (0644)						
HIGHWAY FUND REFUNDS	04.075	1245	2,290,564.00	474,307.97	---	1,816,256.03
HWY COLL ADMIN PS	04.005	1791	660,746.00	660,712.16	---	33.84
HWY COLL ADMIN E&E	04.005	1794	209,696.00	171,724.32	---	37,971.68
HWY COLL POSTAGE	04.005	1796	2,236,999.00	2,104,043.00	---	132,956.00
<u>Motor Vehicle and Driver Licensing Division</u>						
Department of Revenue Technology Fund (0416)						
REVENUE TECHNOLOGY FUND	04.005	2091	3,000,000.00	---	---	3,000,000.00
Motor Vehicle Commission Fund (0588)						
MV/DL PS	04.015	1714	198,750.00	198,544.33	---	205.67
MV/DL E&E	04.015	1715	245,840.00	54,944.08	---	190,895.92
State Highways and Transportation Department Fund (0644)						
HWY COLL MV/DL PS	04.005	1773	4,557,487.00	4,396,416.11	---	161,070.89
HWY COLL MV/DL E&E	04.005	1774	3,850,831.00	3,715,484.00	---	135,347.00
Revenue Specialty Plate Fund (0775)						
MV/DL PS	04.015	1722	6,932.00	---	---	6,932.00
MV/DL E&E	04.015	1723	9,953.00	---	---	9,953.00
<u>Taxation Division</u>						
Health Initiatives Fund (0275)						
CIGARETTE TAX REFUNDS	04.095	1640	125,000.00	9,281.54	---	115,718.46
TAXATION PS	04.010	1701	52,870.00	48,500.79	---	4,369.21
TAXATION E&E	04.010	1702	4,163.00	525.00	---	3,638.00
Conservation Commission Fund (0609)						
TAXATION PS	04.010	1706	577,397.00	513,248.49	---	64,148.51
TAXATION E&E	04.010	1707	8,277.00	2,131.06	---	6,145.94
State School Money Fund (0616)						
CIGARETTE TAX REFUNDS	04.095	1641	25,000.00	20,267.50	---	4,732.50

State Highways and Transportation

Department Fund (0644)

REFUNDS OF MOTOR FUEL TAX	04.085	1248	14,914,000.00	14,702,075.78	---	211,924.22
HWY COLL TAX PS	04.005	1771	896,985.00	869,294.15	---	27,690.85
HWY COLL TAX E&E	04.005	1772	170,190.00	---	---	170,190.00
Workers' Compensation Fund (0652)						
WORKERS COMP REFUNDS	04.090	8360	2,000,000.00	267,357.75	---	1,732,642.25
Petroleum Inspection Fund (0662)						
TAXATION PS	04.010	1708	34,701.00	28,399.17	---	6,301.83
TAXATION E&E	04.010	1709	2,818.00	---	---	2,818.00
Motor Fuel Tax Fund (0673)						
DIST TO CITIES MFT FUND	04.055	1246	188,000,000.00	188,000,000.00	---	---
Fair Share Fund (0687)						
CIGARETTE TAX REFUNDS	04.095	1642	11,000.00	9,007.76	---	1,992.24
Aviation Trust Fund (0952)						
AVIATION TRUST REFUNDS	04.080	9815	50,000.00	2,239.29	---	47,760.71

DEPARTMENT OF SOCIAL SERVICES

Nursing Facility Quality of Care Fund (0271)

SOCIAL SERVICES LEASING	13.005	0666	74,906.00	74,906.00	---	---
Health Initiatives Fund (0275)						
SOCIAL SRVS STATE OWNED	13.010	7763	17,145.00	16,631.00	---	514.00
Social Services Educational Improvement Fund (0620)						
DELMINA WDS BLDG REPLCMNT	18.070	1477	400,000.00	---	400,000.00	---
SOCIAL SRVS STATE OWNED	13.010	7765	5,269.00	5,243.04	---	25.96
DELMINA WDS BLDG REPLCMNT	17.460	9313	50,813.00	14,404.60	36,408.00	0.40
Early Childhood Development, Education and Care Fund (0859)						
SOCIAL SRVS STATE OWNED	13.010	7768	482.00	468.00	---	14.00
Medicaid Provider Enrollment Fund (0990)						
MO MEDICAID AUD & COMP EE	11.020	8218	51,500.00	51,500.00	---	---

Family Support Division

Utilicare Stabilization Fund (0134)

ENERGY ASSISTANCE	11.170	2523	4,000,000.00	3,895,979.00	---	104,021.00
Health Initiatives Fund (0275)						
IM FIELD STAFF/OPS PS	11.070	6287	812,688.00	788,306.97	---	24,381.03
IM FIELD STAFF/OPS E&E	11.070	6288	27,917.00	27,079.00	---	838.00
ELGBLTY & ENRLLMNT SYS EE	11.095	8480	1,000,000.00	970,000.00	---	30,000.00
Blind Pension Fund (0621)						
BLIND PENSIONS	11.135	1407	34,750,906.00	31,504,748.79	---	3,246,157.21

**STATE OF MISSOURI
SUMMARY OF APPROPRIATION ACTIVITY
SPECIAL REVENUE FUNDS
FOR THE APPROPRIATION YEAR 2017**

	<u>H.B. No.</u>	<u>Appr. No.</u>	<u>Appropriations</u>	<u>Expenditures and Transfers Out</u>	<u>Reappropriations to 2018</u>	<u>Lapse of Appropriations</u>
Blindness Education, Screening and Treatment Program Fund (0892) SVS FOR VISUALLY IMPAIRED	11.190	3643	349,000.00	349,000.00	---	---
<u>Children's Division</u>						
Health Initiatives Fund (0275)						
CHILD FIELD STAFF/OPS PS	11.225	6305	72,530.00	70,353.89	---	2,176.11
CHILD FIELD STAFF/OPS E&E	11.225	6306	27,846.00	27,011.00	---	835.00
CHILD ASSESSMENT CENTERS	11.280	8299	501,048.00	486,016.85	---	15,031.15
Early Childhood Development, Education and Care Fund (0859)						
PURCHASE OF CHILD CARE	11.305	2273	7,574,500.00	7,347,265.00	---	227,235.00
CHILDREN'S ADMIN PS	11.220	6298	46,745.00	---	---	46,745.00
CHILDREN'S ADMIN E&E	11.220	6299	11,548.00	11,202.00	---	346.00
<u>Division of Youth Services</u>						
Health Initiatives Fund (0275)						
YOUTH TREATMENT PRGM PS	11.315	3608	136,085.00	132,001.98	---	4,083.02
YOUTH TREATMENT PRGM E&E	11.315	3609	9,106.00	8,833.00	---	273.00
Gaming Commission Fund (0286)						
JUVENILE COURT DIVERSION	11.320	0186	500,000.00	488,974.80	---	11,025.20
Social Services Educational Improvement Fund (0620)						
YOUTH TREATMENT PRGM PS	11.315	1748	3,238,539.00	3,039,274.82	---	199,264.18
YOUTH TREATMENT PRGM E&E	11.315	1749	4,162,802.00	4,097,707.35	---	65,094.65
Youth Services Products Fund (0764)						
YOUTH TREATMENT PRGM E&E	11.315	6870	5,000.00	---	---	5,000.00
Youth Services Treatment Fund (0843)						
DYS ADVISORY BOARD E&E	11.310	8298	999.00	---	---	999.00
<u>MO HealthNet Division</u>						
MO HealthNet Managed Care Organization Reimbursement Allowance Fund (0160)						
MANAGED CARE	11.505	9204	5,000.00	---	---	5,000.00
Nursing Facility Federal Reimbursement Allowance Fund (0196)						
NFRA FEDERAL	11.590	1606	329,042,684.00	326,254,108.64	---	2,788,575.36

REHAB & SPECIALTY SVS	11.485	5409	1,414,043.00	814,043.00	---	600,000.00
NURSING FACILITIES	11.470	5654	9,134,756.00	9,134,756.00	---	---
Nursing Facility Quality of Care Fund (0271)						
MO HEALTHNET ADMIN PS	11.400	1753	86,032.00	52,366.91	---	33,665.09
MO HEALTHNET ADMIN E&E	11.400	1754	10,281.00	10,281.00	---	---
Health Initiatives Fund (0275)						
MO HEALTHNET ADMIN E&E	11.400	0216	41,385.00	40,143.00	---	1,242.00
MO HEALTHNET ADMIN PS	11.400	1670	430,332.00	417,420.95	---	12,911.05
MANAGED CARE	11.505	1785	18,314,722.00	18,314,722.00	---	---
HOME HEALTH	11.470	2821	159,305.00	154,526.00	---	4,779.00
PHARMACY	11.435	3066	3,543,350.00	3,543,350.00	---	---
PHYSICIAN RELATED PROF	11.455	3067	3,427,081.00	3,427,081.00	---	---
DENTAL	11.460	3070	71,162.00	69,027.00	---	2,135.00
REHAB & SPECIALTY SVS	11.485	3072	194,881.00	189,035.00	---	5,846.00
HOSPITAL CARE	14.195	3073	751,949.00	751,949.00	---	---
BLIND PENSION HLTHCAR BEN	14.220	3106	1,567,465.00	1,567,464.17	---	0.83
INFORMATION SYSTEMS	11.420	8257	1,591,687.00	1,543,935.96	---	47,751.04
Life Sciences Research Trust Fund (0763)						
PHARMACY	11.435	3051	10,556,250.00	10,556,250.00	---	---
HOSPITAL CARE	14.195	3103	3,526,746.00	3,526,746.00	---	---
MANAGED CARE	11.505	7166	21,443,750.00	21,443,750.00	---	---
Missouri Rx Plan Fund (0779)						
MISSOURI RX PLAN	11.435	1024	5,655,326.00	5,655,326.00	---	---
CLINICAL SRVC MGMT	11.405	2036	1,560,595.00	249,522.02	---	1,311,072.98
MO HEALTHNET ADMIN PS	11.400	2849	775,206.00	590,832.31	---	184,373.69
MO HEALTHNET ADMIN E&E	11.400	2850	55,553.00	---	---	55,553.00
Ambulance Service Reimbursement Allowance Fund (0958)						
REHAB & SPECIALTY SVS REV	11.485	5907	9,069,225.00	9,069,225.00	---	---
MO HEALTHNET ADMIN PS	11.400	7366	18,379.00	18,376.96	---	2.04
MO HEALTHNET ADMIN E&E	11.400	7367	3,466.00	3,466.00	---	---
REHAB & SPECIALTY SVS EXP	11.485	7368	13,739,735.00	12,217,587.96	---	1,522,147.04
GROUND AMBULANCE	11.505	8714	1,453,111.00	1,453,111.00	---	---

DEPARTMENT OF CORRECTIONS

Correctional Substance Abuse Earnings Fund (0853)

REACT	09.205	7263	140,000.00	74,860.50	---	65,139.50
-------	--------	------	------------	-----------	-----	-----------

**STATE OF MISSOURI
SUMMARY OF APPROPRIATION ACTIVITY
SPECIAL REVENUE FUNDS
FOR THE APPROPRIATION YEAR 2017**

	<u>H.B. No.</u>	<u>Appr. No.</u>	<u>Appropriations</u>	<u>Expenditures and Transfers Out</u>	<u>Reappropriations to 2018</u>	<u>Lapse of Appropriations</u>
Office of the Director						
Inmate Incarceration Reimbursement Act Revolving Fund (0828)						
INMATE INCAR REIMB ACT	09.020	8244	<u>750,000.00</u>	<u>556,539.71</u>	<u>---</u>	<u>193,460.29</u>
Subtotals			<u>5,437,870,128.00</u>	<u>4,576,831,362.12</u>	<u>47,938,702.00</u>	<u>813,100,063.88</u>
Appropriated Transfers Out To:						
School District Bonds Fund (0248)	02.260	T009	392,000.00	392,000.00	---	---
Access Missouri Financial Assistance Fund (0791)	03.055	T027	50,000.00	---	---	50,000.00
Access Missouri Financial Assistance Fund (0791)	03.055	T030	11,916,667.00	11,559,167.00	---	357,500.00
General Revenue Fund (0101)	05.260	T035	25,646.00	25,646.00	---	---
General Revenue Fund (0101)	06.275	T036	4,598.00	4,598.00	---	---
General Revenue Fund (0101)	05.260	T039	306,357.00	306,357.00	---	---
Missouri Technology Investment Fund (0172)	07.030	T040	100.00	2.31	---	97.69
General Revenue Fund (0101)	05.260	T043	25,940.00	25,940.00	---	---
Access Missouri Financial Assistance Fund (0791)	08.240	T048	5,000,000.00	5,000,000.00	---	---
General Revenue Fund (0101)	05.260	T049	492.00	492.00	---	---
General Revenue Fund (0101)	10.430	T053	2,650,000.00	1,803,753.00	---	846,247.00
General Revenue Fund (0101)	07.535	T054	16,500.00	7,514.75	---	8,985.25
Professional Registration Fees Fund (0689)	07.540	T058	186,721.00	121,941.03	---	64,779.97
Natural Resources Cost Allocation Fund (0500)	06.330	T061	78,554.00	75,615.00	---	2,939.00
Natural Resources Cost Allocation Fund (0500)	06.330	T064	19,963.00	19,217.00	---	746.00
Natural Resources Cost Allocation Fund (0500)	06.330	T065	266,127.00	256,172.00	---	9,955.00
Natural Resources Cost Allocation Fund (0500)	06.330	T066	36,141.00	34,788.00	---	1,353.00
Natural Resources Cost Allocation Fund (0500)	06.330	T067	142,726.00	137,389.00	---	5,337.00
Natural Resources Cost Allocation Fund (0500)	06.330	T068	1,099.00	1,059.00	---	40.00
Natural Resources Cost Allocation Fund (0500)	06.330	T069	14,641.00	14,093.00	---	548.00
Natural Resources Cost Allocation Fund (0500)	06.330	T071	6,061.00	5,834.00	---	227.00
Natural Resources Cost Allocation Fund (0500)	06.330	T072	295,346.00	284,301.00	---	11,045.00
Natural Resources Cost Allocation Fund (0500)	06.330	T073	243,996.00	234,870.00	---	9,126.00
General Revenue Fund (0101)	05.260	T074	32,856.00	32,856.00	---	---
Natural Resources Cost Allocation Fund (0500)	06.330	T075	120,722.00	116,205.00	---	4,517.00

Natural Resources Cost Allocation Fund (0500)	06.330	T076	946.00	912.00	---	34.00
General Revenue Fund (0101)	05.260	T079	1,214.00	1,214.00	---	---
Natural Resources Cost Allocation Fund (0500)	06.330	T080	122,305.00	117,731.00	---	4,574.00
Natural Resources Cost Allocation Fund (0500)	06.330	T081	153,981.00	148,222.00	---	5,759.00
Natural Resources Cost Allocation Fund (0500)	06.330	T083	5,723.00	5,509.00	---	214.00
Natural Resources Cost Allocation Fund (0500)	06.330	T084	9,160.00	8,818.00	---	342.00
Natural Resources Cost Allocation Fund (0500)	06.330	T087	226,705.00	204,481.00	---	22,224.00
Natural Resources Cost Allocation Fund (0500)	06.330	T090	60,830.00	54,866.00	---	5,964.00
Natural Resources Cost Allocation Fund (0500)	06.330	T091	773,058.00	697,274.00	---	75,784.00
Natural Resources Cost Allocation Fund (0500)	06.330	T092	104,307.00	94,082.00	---	10,225.00
Natural Resources Cost Allocation Fund (0500)	06.330	T093	450,384.00	406,233.00	---	44,151.00
Natural Resources Cost Allocation Fund (0500)	06.330	T095	20,442.00	18,438.00	---	2,004.00
Natural Resources Cost Allocation Fund (0500)	06.330	T096	42,254.00	38,111.00	---	4,143.00
Natural Resources Cost Allocation Fund (0500)	06.330	T098	17,493.00	15,778.00	---	1,715.00
Natural Resources Cost Allocation Fund (0500)	06.330	T099	852,377.00	768,820.00	---	83,557.00
Natural Resources Cost Allocation Fund (0500)	06.330	T100	2,021,473.00	1,823,308.00	---	198,165.00
Natural Resources Cost Allocation Fund (0500)	06.330	T101	759,101.00	542,683.00	---	216,418.00
Natural Resources Cost Allocation Fund (0500)	06.330	T105	402,089.00	362,672.00	---	39,417.00
Natural Resources Cost Allocation Fund (0500)	06.330	T108	444,394.00	400,829.00	---	43,565.00
Natural Resources Cost Allocation Fund (0500)	06.330	T110	22,083.00	19,920.00	---	2,163.00
Mental Health Fund (0148)	10.430	T124	4,392,365.00	3,101,483.00	---	1,290,882.00
General Revenue Fund (0101)	05.260	T135	1,735.00	1,735.00	---	---
General Revenue Fund (0101)	05.260	T136	942.00	942.00	---	---
Basic Civil Legal Services Fund (0757)	07.870	T139	351,351.00	127,096.25	---	224,254.75
Economic Development Administrative Fund (0547)	07.010	T141	41,233.00	31,249.65	---	9,983.35
Natural Resources Cost Allocation Fund (0500)	06.330	T142	14,871.00	13,921.00	---	950.00
Natural Resources Cost Allocation Fund (0500)	06.330	T143	214.00	206.00	---	8.00
Natural Resources Cost Allocation Fund (0500)	06.330	T144	36,981.00	33,357.00	---	3,624.00
Manufactured Housing Consumer Recovery Fund (0909)	07.175	T147	192,000.00	---	---	192,000.00
General Revenue Fund (0101)	11.500	T201	19,522,756.00	7,671,671.00	---	11,851,085.00
State Legal Expense Fund (0692)	05.120	T235	130,000.00	55,436.50	---	74,563.50
General Revenue Fund (0101)	05.260	T241	1,513.00	1,513.00	---	---
Natural Resources Cost Allocation Fund (0500)	06.330	T242	61,667.00	59,361.00	---	2,306.00
Natural Resources Cost Allocation Fund (0500)	06.330	T243	177,974.00	160,527.00	---	17,447.00
State Highways and Transportation Department Fund (0644)	04.165	T244	20,000.00	5,179.00	---	14,821.00
State Legal Expense Fund (0692)	05.120	T261	10,000.00	7,646.04	---	2,353.96
State Legal Expense Fund (0692)	05.120	T268	4,255,000.00	4,127,750.91	---	127,249.09
General Revenue Fund (0101)	04.125	T271	2,500,000.00	2,500,000.00	---	---
General Revenue Fund (0101)	04.130	T272	304,732.00	304,732.00	---	---
General Revenue Fund (0101)	04.135	T273	304,732.00	304,732.00	---	---

**STATE OF MISSOURI
SUMMARY OF APPROPRIATION ACTIVITY
SPECIAL REVENUE FUNDS
FOR THE APPROPRIATION YEAR 2017**

	H.B. No.	Appr. No.	Appropriations	Expenditures and Transfers Out	Reappropriations to 2018	Lapse of Appropriations
A+ Schools Fund (0955)	03.065	T274	21,659,448.00	21,009,665.00	---	649,783.00
General Revenue Fund (0101)	05.525	T285	1,104,297.00	845,850.00	---	258,447.00
State Retirement Contributions Fund (0701)	05.450	T293	199.00	181.18	---	17.82
Social Security Contributions Fund (0702)	05.450	T293	17,431,249.00	15,875,531.34	---	1,555,717.66
State Retirement Contributions Fund (0701)	05.465	T297	39,523,512.00	34,340,479.78	---	5,183,032.22
Missouri Consolidated Health Care Plan Benefit Fund (0765)	05.490	T304	30,804,473.00	28,921,486.27	---	1,882,986.73
Natural Resources Cost Allocation Fund (0500)	06.330	T316	366,792.00	338,559.00	---	28,233.00
Natural Resources Cost Allocation Fund (0500)	06.330	T317	8,220.00	7,695.00	---	525.00
Natural Resources Cost Allocation Fund (0500)	06.330	T318	151,921.00	140,140.00	---	11,781.00
Natural Resources Cost Allocation Fund (0500)	06.330	T323	50,448.00	46,551.00	---	3,897.00
Natural Resources Cost Allocation Fund (0500)	06.330	T324	657,598.00	606,626.00	---	50,972.00
Natural Resources Cost Allocation Fund (0500)	06.330	T325	89,038.00	82,133.00	---	6,905.00
Natural Resources Cost Allocation Fund (0500)	06.330	T326	36,069.00	33,272.00	---	2,797.00
Natural Resources Cost Allocation Fund (0500)	06.330	T328	14,932.00	13,775.00	---	1,157.00
Natural Resources Cost Allocation Fund (0500)	06.330	T329	727,605.00	671,176.00	---	56,429.00
Natural Resources Cost Allocation Fund (0500)	06.330	T330	2,682,025.00	2,437,261.00	---	244,764.00
Natural Resources Cost Allocation Fund (0500)	06.330	T331	297,408.00	274,342.00	---	23,066.00
Natural Resources Cost Allocation Fund (0500)	06.330	T332	65,700.00	61,501.00	---	4,199.00
Natural Resources Cost Allocation Fund (0500)	06.330	T336	320,679.00	296,083.00	---	24,596.00
Natural Resources Cost Allocation Fund (0500)	06.330	T337	379,343.00	349,925.00	---	29,418.00
General Revenue Fund (0101)	05.260	T345	11,857.00	11,857.00	---	---
Economic Development Administrative Fund (0547)	07.010	T346	162,974.00	87,056.35	---	75,917.65
Economic Development Administrative Fund (0547)	07.010	T351	390,799.00	330,420.95	---	60,378.05
Division of Finance Fund (0550)	07.450	T360	50,000.00	33,784.20	---	16,215.80
Division of Finance Fund (0550)	07.455	T361	1,200,000.00	940,460.95	---	259,539.05
Kids' Chance Scholarship Fund (0878)	07.840	T365	50,000.00	50,000.00	---	---
Professional Registration Fees Fund (0689)	07.540	T369	176,701.00	168,020.59	---	8,680.41
Professional Registration Fees Fund (0689)	07.540	T370	278,472.00	195,572.07	---	82,899.93
Professional Registration Fees Fund (0689)	07.540	T371	268,144.00	261,156.77	---	6,987.23
Professional Registration Fees Fund (0689)	07.540	T373	143,327.00	134,867.26	---	8,459.74
Professional Registration Fees Fund (0689)	07.540	T374	257,971.00	245,216.96	---	12,754.04
Professional Registration Fees Fund (0689)	07.540	T376	273,797.00	245,737.65	---	28,059.35
Professional Registration Fees Fund (0689)	07.540	T377	100,584.00	39,890.37	---	60,693.63

Professional Registration Fees Fund (0689)	07.540	T378	56,348.00	35,520.73	---	20,827.27
Professional Registration Fees Fund (0689)	07.540	T379	836,714.00	607,833.43	---	228,880.57
Professional Registration Fees Fund (0689)	07.540	T380	122,879.00	84,910.83	---	37,968.17
Professional Registration Fees Fund (0689)	07.540	T381	71,215.00	64,229.66	---	6,985.34
Professional Registration Fees Fund (0689)	07.540	T382	433,431.00	415,500.36	---	17,930.64
Professional Registration Fees Fund (0689)	07.540	T383	88,470.00	37,531.84	---	50,938.16
Professional Registration Fees Fund (0689)	07.540	T384	42,037.00	3,020.33	---	39,016.67
Professional Registration Fees Fund (0689)	07.540	T387	29,024.00	26,051.16	---	2,972.84
Professional Registration Fees Fund (0689)	07.540	T388	1,044,260.00	853,047.50	---	191,212.50
Professional Registration Fees Fund (0689)	07.540	T389	128,152.00	106,412.21	---	21,739.79
Professional Registration Fees Fund (0689)	07.540	T390	102,381.00	90,406.07	---	11,974.93
Professional Registration Fees Fund (0689)	07.540	T391	318,869.00	278,364.72	---	40,504.28
Professional Registration Fees Fund (0689)	07.540	T392	42,473.00	35,935.53	---	6,537.47
Professional Registration Fees Fund (0689)	07.540	T393	348,058.00	336,754.90	---	11,303.10
Professional Registration Fees Fund (0689)	07.540	T394	409,574.00	311,863.37	---	97,710.63
Professional Registration Fees Fund (0689)	07.540	T395	127,692.00	110,790.04	---	16,901.96
Professional Registration Fees Fund (0689)	07.540	T396	66,549.00	56,158.95	---	10,390.05
Professional Registration Fees Fund (0689)	07.540	T397	540,206.00	293,346.88	---	246,859.12
Professional Registration Fees Fund (0689)	07.540	T398	188,724.00	187,545.60	---	1,178.40
DIFP Administrative Fund (0503)	07.405	T401	35,000.00	32,674.08	---	2,325.92
General Revenue Fund (0101)	05.260	T402	1,566.00	1,566.00	---	---
Missouri Veterans' Homes Fund (0460)	08.200	T405	30,000,000.00	4,750,000.00	---	25,250,000.00
Veterans Commission Capital Improvement Trust Fund (0304)	08.230	T406	32,000,000.00	23,602,995.44	---	8,397,004.56
Missouri National Guard Trust Fund (0900)	08.235	T407	4,000,000.00	4,000,000.00	---	---
Health Access Incentive Fund (0276)	10.610	T411	759,624.00	736,835.00	---	22,789.00
General Revenue Fund (0101)	11.580	T415	210,950,510.00	195,053,491.00	---	15,897,019.00
Nursing Facility Quality of Care Fund (0271)	11.585	T416	1,500,000.00	1,500,000.00	---	---
General Revenue Fund (0101)	07.535	T422	91,250.00	17,826.79	---	73,423.21
General Revenue Fund (0101)	05.260	T425	16,413.00	---	---	16,413.00
Professional Registration Fees Fund (0689)	07.540	T430	1,664,242.00	1,642,740.89	---	21,501.11
General Revenue Fund (0101)	05.260	T433	38,229.00	38,229.00	---	---
State School Money Fund (0616)	02.240	T438	19,234,030.00	19,048,215.69	---	185,814.31
Classroom Trust Fund (0784)	02.255	T452	14,719,219.00	14,719,219.00	---	---
Classroom Trust Fund (0784)	02.250	T456	329,252,613.00	323,952,886.99	---	5,299,726.01
Federal Student Loan Reserve Fund (0881)	03.120	T463	1,000,000.00	---	---	1,000,000.00
Labor and Industrial Relations Administrative Fund (0122)	07.805	T472	977,412.00	790,184.00	---	187,228.00
Professional Registration Fees Fund (0689)	07.540	T474	123,754.00	122,641.34	---	1,112.66
State Road Fund (0320)	04.430	T479	480,000,000.00	459,141,076.04	---	20,858,923.96
Natural Resources Cost Allocation Fund (0500)	06.330	T481	193,518.00	178,509.00	---	15,009.00
General Revenue Fund (0101)	05.260	T493	393.00	393.00	---	---
General Revenue Fund (0101)	05.260	T498	459.00	459.00	---	---

**STATE OF MISSOURI
SUMMARY OF APPROPRIATION ACTIVITY
SPECIAL REVENUE FUNDS
FOR THE APPROPRIATION YEAR 2017**

	H.B. No.	Appr. No.	Appropriations	Expenditures and Transfers Out	Reappropriations to 2018	Lapse of Appropriations
Economic Development Administrative Fund (0547)	07.010	T503	16,114.00	13,624.20	---	2,489.80
Labor and Industrial Relations Administrative Fund (0122)	07.805	T522	100,000.00	65,127.00	---	34,873.00
Guaranty Agency Operating Fund (0880)	03.105	T525	15,000,000.00	9,979,954.55	---	5,020,045.45
General Revenue Fund (0101)	05.255	T541	262.00	262.00	---	---
Missouri Veterans Commission Fund (0184)	05.255	T541	100,906.00	100,905.98	---	0.02
Public Safety - Homeland Security Fund (0193)	05.255	T541	24.00	23.31	---	0.69
Missouri Real Estate Appraisers and Appraisal Management Company Fund (0561)	05.255	T541	50.00	50.00	---	---
Veterinary Medical Board Fund (0639)	05.255	T541	150.00	150.00	---	---
Missouri Board of Occupational Therapy Fund (0845)	05.255	T541	10.00	10.00	---	---
General Revenue Fund (0101)	07.460	T544	50,000.00	---	---	50,000.00
State Road Fund (0320)	08.145	T549	2,000,000.00	---	---	2,000,000.00
General Revenue Fund (0101)	05.260	T552	82,627.00	82,627.00	---	---
Compulsive Gamblers Fund (0249)	08.245	T553	289,850.00	100,000.00	---	189,850.00
Budget Reserve Fund (0100)	05.240	T567	69,009,838.00	13,287,129.00	---	55,722,709.00
Budget Reserve Fund (0100)	05.245	T568	499,762.00	28,715.93	---	471,046.07
Veterinary Student Loan Payment Fund (0803)	06.010	T579	120,000.00	116,385.97	---	3,614.03
General Revenue Fund (0101)	07.535	T580	19,000.00	4,678.66	---	14,321.34
General Revenue Fund (0101)	07.535	T581	122,100.00	61,794.18	---	60,305.82
General Revenue Fund (0101)	07.535	T582	14,400.00	10,597.98	---	3,802.02
General Revenue Fund (0101)	07.535	T584	8,000.00	---	---	8,000.00
General Revenue Fund (0101)	07.535	T585	22,500.00	8,488.18	---	14,011.82
General Revenue Fund (0101)	07.535	T587	40,000.00	5,028.10	---	34,971.90
General Revenue Fund (0101)	07.535	T588	31,200.00	410.75	---	30,789.25
General Revenue Fund (0101)	07.535	T589	1,200.00	---	---	1,200.00
General Revenue Fund (0101)	07.535	T590	85,000.00	2,375.50	---	82,624.50
General Revenue Fund (0101)	07.535	T591	10,500.00	476.40	---	10,023.60
General Revenue Fund (0101)	07.535	T592	7,200.00	---	---	7,200.00
General Revenue Fund (0101)	07.535	T593	100,000.00	10,567.44	---	89,432.56
General Revenue Fund (0101)	07.535	T594	17,500.00	14,885.80	---	2,614.20
General Revenue Fund (0101)	07.535	T595	1,200.00	---	---	1,200.00
General Revenue Fund (0101)	07.535	T597	6,000.00	5,028.10	---	971.90
General Revenue Fund (0101)	07.535	T598	135,000.00	80,192.18	---	54,807.82

General Revenue Fund (0101)	07.535	T599	8,960.00	5,094.95	---	3,865.05
General Revenue Fund (0101)	07.535	T600	13,408.00	148.50	---	13,259.50
General Revenue Fund (0101)	07.535	T601	119,000.00	17,351.39	---	101,648.61
General Revenue Fund (0101)	07.535	T602	16,000.00	2,450.69	---	13,549.31
General Revenue Fund (0101)	07.535	T603	33,500.00	17,815.43	---	15,684.57
General Revenue Fund (0101)	07.535	T604	155,000.00	40,782.89	---	114,217.11
General Revenue Fund (0101)	07.535	T605	28,000.00	23,910.53	---	4,089.47
General Revenue Fund (0101)	07.535	T606	7,800.00	50.92	---	7,749.08
General Revenue Fund (0101)	07.535	T607	250,000.00	86,289.05	---	163,710.95
General Revenue Fund (0101)	07.535	T608	55,000.00	20,339.26	---	34,660.74
General Revenue Fund (0101)	07.535	T609	31,000.00	18,934.01	---	12,065.99
General Revenue Fund (0101)	07.535	T612	1,000.00	---	---	1,000.00
General Revenue Fund (0101)	07.535	T613	13,000.00	117.50	---	12,882.50
Professional Registration Fees Fund (0689)	07.540	T614	13,444.00	4,871.45	---	8,572.55
Professional Registration Fees Fund (0689)	07.540	T615	341,082.00	315,959.21	---	25,122.79
General Revenue Fund (0101)	05.260	T621	565.00	565.00	---	---
General Revenue Fund (0101)	05.260	T627	4,040.00	4,040.00	---	---
General Revenue Fund (0101)	05.260	T629	62,246.00	62,246.00	---	---
State Highways and Transportation						
Department Fund (0644)	04.160	T632	560,178,001.00	543,422,226.15	---	16,755,774.85
General Revenue Fund (0101)	05.260	T643	1,143.00	1,143.00	---	---
General Revenue Fund (0101)	05.260	T664	3,035.00	3,035.00	---	---
General Revenue Fund (0101)	05.260	T665	224.00	224.00	---	---
General Revenue Fund (0101)	05.260	T669	28,662.00	28,662.00	---	---
General Revenue Fund (0101)	05.260	T671	511.00	511.00	---	---
General Revenue Fund (0101)	05.260	T672	5,880.00	5,880.00	---	---
General Revenue Fund (0101)	05.260	T673	7,845.00	7,845.00	---	---
General Revenue Fund (0101)	05.260	T674	140.00	140.00	---	---
General Revenue Fund (0101)	05.260	T675	728.00	728.00	---	---
General Revenue Fund (0101)	05.260	T676	705.00	705.00	---	---
General Revenue Fund (0101)	05.260	T678	20,756.00	20,756.00	---	---
General Revenue Fund (0101)	05.260	T679	9,978.00	9,978.00	---	---
General Revenue Fund (0101)	05.260	T680	2,266.00	2,266.00	---	---
General Revenue Fund (0101)	05.260	T681	42,040.00	42,040.00	---	---
General Revenue Fund (0101)	05.260	T682	11,886.00	11,886.00	---	---
General Revenue Fund (0101)	05.260	T685	342,126.00	342,126.00	---	---
General Revenue Fund (0101)	05.260	T690	10,914.00	10,914.00	---	---
General Revenue Fund (0101)	05.260	T692	506,660.00	506,660.00	---	---
General Revenue Fund (0101)	05.260	T693	89,039.00	89,039.00	---	---
General Revenue Fund (0101)	05.260	T694	12,283.00	12,283.00	---	---
General Revenue Fund (0101)	05.260	T695	6,870.00	6,870.00	---	---
General Revenue Fund (0101)	05.260	T696	832.00	832.00	---	---
General Revenue Fund (0101)	05.260	T697	4,592.00	4,592.00	---	---

**STATE OF MISSOURI
SUMMARY OF APPROPRIATION ACTIVITY
SPECIAL REVENUE FUNDS
FOR THE APPROPRIATION YEAR 2017**

	H.B. No.	Appr. No.	Appropriations	Expenditures and Transfers Out	Reappropriations to 2018	Lapse of Appropriations
General Revenue Fund (0101)	05.260	T699	11,819.00	11,819.00	---	---
General Revenue Fund (0101)	05.260	T700	48,348.00	48,348.00	---	---
General Revenue Fund (0101)	05.260	T701	199.00	199.00	---	---
General Revenue Fund (0101)	05.260	T702	1,341.00	1,341.00	---	---
General Revenue Fund (0101)	05.260	T703	747.00	747.00	---	---
General Revenue Fund (0101)	05.260	T708	517.00	517.00	---	---
General Revenue Fund (0101)	05.260	T723	1,420.00	1,420.00	---	---
General Revenue Fund (0101)	05.260	T725	14,513.00	14,513.00	---	---
General Revenue Fund (0101)	05.260	T726	304.00	304.00	---	---
General Revenue Fund (0101)	05.260	T727	94,310.00	94,310.00	---	---
General Revenue Fund (0101)	05.260	T728	42,952.00	42,952.00	---	---
General Revenue Fund (0101)	05.260	T729	75,273.00	75,273.00	---	---
General Revenue Fund (0101)	05.260	T730	15,395.00	15,395.00	---	---
General Revenue Fund (0101)	05.260	T731	1,437.00	1,437.00	---	---
General Revenue Fund (0101)	05.260	T732	692.00	692.00	---	---
General Revenue Fund (0101)	05.260	T733	9,194.00	9,194.00	---	---
General Revenue Fund (0101)	05.260	T734	122,065.00	122,065.00	---	---
General Revenue Fund (0101)	05.260	T736	20,433.00	20,433.00	---	---
General Revenue Fund (0101)	05.260	T737	88,378.00	88,378.00	---	---
General Revenue Fund (0101)	05.260	T740	1,727.00	1,727.00	---	---
General Revenue Fund (0101)	05.260	T741	700.00	700.00	---	---
General Revenue Fund (0101)	05.260	T743	8,967.00	8,967.00	---	---
General Revenue Fund (0101)	05.260	T745	324.00	324.00	---	---
General Revenue Fund (0101)	05.260	T747	3,556.00	3,556.00	---	---
General Revenue Fund (0101)	05.260	T748	2,186.00	2,186.00	---	---
General Revenue Fund (0101)	05.260	T750	1,832.00	1,832.00	---	---
General Revenue Fund (0101)	05.260	T751	7,654.00	7,654.00	---	---
General Revenue Fund (0101)	05.260	T752	8,142.00	8,142.00	---	---
General Revenue Fund (0101)	05.260	T754	6,270.00	6,270.00	---	---
General Revenue Fund (0101)	05.260	T755	32,119.00	32,119.00	---	---
General Revenue Fund (0101)	05.260	T756	61,867.00	61,867.00	---	---
General Revenue Fund (0101)	05.260	T763	173,099.00	173,099.00	---	---
General Revenue Fund (0101)	05.260	T766	40,666.00	40,666.00	---	---
General Revenue Fund (0101)	05.260	T767	3,509.00	3,509.00	---	---
General Revenue Fund (0101)	05.260	T770	5,845.00	5,845.00	---	---
General Revenue Fund (0101)	05.260	T773	2,478.00	2,478.00	---	---

General Revenue Fund (0101)	05.260	T776	5,943.00	5,943.00	---	---
General Revenue Fund (0101)	05.260	T777	34,509.00	34,509.00	---	---
General Revenue Fund (0101)	05.260	T778	40,604.00	40,604.00	---	---
General Revenue Fund (0101)	05.260	T779	1,590.00	1,590.00	---	---
General Revenue Fund (0101)	05.260	T780	11,386.00	11,386.00	---	---
General Revenue Fund (0101)	05.260	T781	14,744.00	14,744.00	---	---
General Revenue Fund (0101)	05.260	T782	1,889.00	1,889.00	---	---
General Revenue Fund (0101)	05.260	T783	9,372.00	9,372.00	---	---
General Revenue Fund (0101)	05.260	T784	458.00	458.00	---	---
General Revenue Fund (0101)	05.260	T785	33,305.00	33,305.00	---	---
General Revenue Fund (0101)	05.260	T788	142,964.00	142,964.00	---	---
General Revenue Fund (0101)	05.260	T789	722,518.00	722,518.00	---	---
General Revenue Fund (0101)	05.260	T791	9,518.00	9,518.00	---	---
General Revenue Fund (0101)	05.260	T792	6,874.00	6,874.00	---	---
General Revenue Fund (0101)	05.260	T793	21,809.00	21,809.00	---	---
General Revenue Fund (0101)	05.260	T797	9,994.00	9,994.00	---	---
General Revenue Fund (0101)	05.260	T799	12,435.00	12,435.00	---	---
General Revenue Fund (0101)	05.260	T801	2,843.00	2,843.00	---	---
General Revenue Fund (0101)	05.260	T803	32,093.00	32,093.00	---	---
General Revenue Fund (0101)	05.260	T804	8,179.00	8,179.00	---	---
General Revenue Fund (0101)	05.260	T805	6,339.00	6,339.00	---	---
General Revenue Fund (0101)	05.260	T806	40,919.00	40,919.00	---	---
General Revenue Fund (0101)	05.260	T807	5,197.00	5,197.00	---	---
General Revenue Fund (0101)	05.260	T808	60,470.00	60,470.00	---	---
General Revenue Fund (0101)	05.260	T809	1,410.00	1,410.00	---	---
General Revenue Fund (0101)	05.260	T816	1,435.00	1,435.00	---	---
General Revenue Fund (0101)	05.260	T817	1,360.00	1,360.00	---	---
General Revenue Fund (0101)	05.260	T818	3,005.00	3,005.00	---	---
General Revenue Fund (0101)	05.260	T826	143.00	143.00	---	---
General Revenue Fund (0101)	05.260	T827	5,890.00	5,890.00	---	---
General Revenue Fund (0101)	05.260	T831	1,109.00	1,109.00	---	---
General Revenue Fund (0101)	05.260	T837	596.00	596.00	---	---
General Revenue Fund (0101)	05.260	T838	8,242.00	8,242.00	---	---
General Revenue Fund (0101)	05.260	T839	369.00	369.00	---	---
General Revenue Fund (0101)	05.260	T840	1,032.00	1,032.00	---	---
General Revenue Fund (0101)	05.260	T844	1,950.00	1,950.00	---	---
General Revenue Fund (0101)	05.260	T845	552.00	552.00	---	---
General Revenue Fund (0101)	05.260	T846	277.00	277.00	---	---
General Revenue Fund (0101)	05.260	T850	326,220.00	326,220.00	---	---
General Revenue Fund (0101)	05.260	T856	4,560.00	4,560.00	---	---
General Revenue Fund (0101)	05.260	T864	1,369.00	1,369.00	---	---
General Revenue Fund (0101)	05.260	T868	3,842.00	3,842.00	---	---
General Revenue Fund (0101)	05.260	T872	551.00	551.00	---	---

**STATE OF MISSOURI
SUMMARY OF APPROPRIATION ACTIVITY
SPECIAL REVENUE FUNDS
FOR THE APPROPRIATION YEAR 2017**

	H.B. No.	Appr. No.	Appropriations	Expenditures and Transfers Out	Reappropriations to 2018	Lapse of Appropriations
General Revenue Fund (0101)	05.260	T875	71,343.00	71,343.00	---	---
General Revenue Fund (0101)	05.260	T878	47,578.00	47,578.00	---	---
Water Pollution Control Bond and Interest - Series A 2010 Fund (0209)	01.020	T883	1,101,568.00	1,101,568.00	---	---
Water Pollution Control Bond and Interest - Series A 2012 Fund (0213)	01.020	T883	1,437,483.00	1,437,483.00	---	---
Labor and Industrial Relations Administrative Fund (0122)	07.810	T892	934,393.00	764,669.00	---	169,724.00
DIFP Administrative Fund (0503)	07.405	T894	40,000.00	12,584.36	---	27,415.64
DIFP Administrative Fund (0503)	07.405	T895	125,000.00	61,649.53	---	63,350.47
Social Security Contributions Fund (0702)	05.455	T900	8,452,349.00	7,492,875.73	---	959,473.27
Professional Registration Fees Fund (0689)	07.545	T903	200,000.00	---	---	200,000.00
Natural Resources Cost Allocation Fund (0500)	06.330	T904	16,294.00	15,060.00	---	1,234.00
Labor and Industrial Relations Administrative Fund (0122)	07.810	T909	230,531.00	150,139.00	---	80,392.00
General Revenue Fund (0101)	05.260	T913	6,066.00	6,066.00	---	---
General Revenue Fund (0101)	05.260	T915	147.00	147.00	---	---
General Revenue Fund (0101)	05.260	T920	6,666.00	6,666.00	---	---
General Revenue Fund (0101)	05.260	T926	117.00	117.00	---	---
General Revenue Fund (0101)	05.260	T930	3,077.00	3,077.00	---	---
State Legal Expense Fund (0692)	05.120	T949	100,000.00	26,748.16	---	73,251.84
State School Money Fund (0616)	02.265	T961	1,500,000.00	1,167,495.14	---	332,504.86
General Revenue Fund (0101)	05.260	T965	6,056.00	6,056.00	---	---
General Revenue Fund (0101)	05.260	T966	6,818.00	6,818.00	---	---
General Revenue Fund (0101)	05.260	T969	1,358.00	1,358.00	---	---
General Revenue Fund (0101)	07.535	T982	1,000.00	---	---	1,000.00
Professional Registration Fees Fund (0689)	07.540	T983	3,737.00	2,911.73	---	825.27
Natural Resources Cost Allocation Fund (0500)	06.330	T984	68,505.00	64,713.00	---	3,792.00
General Revenue Fund (0101)	04.145	T989	9,549.00	512.81	---	9,036.19
Subtotals			<u>1,979,144,839.00</u>	<u>1,791,149,263.10</u>	<u>---</u>	<u>187,995,575.90</u>
Totals			<u>\$ 7,417,014,967.00</u>	<u>\$ 6,367,980,625.22</u>	<u>\$ 47,938,702.00</u>	<u>\$ 1,001,095,639.78</u>

**STATE OF MISSOURI
SUMMARY OF APPROPRIATION ACTIVITY
DEBT SERVICE FUNDS
FOR THE APPROPRIATION YEAR 2017**

	<u>H.B. No.</u>	<u>Appr. No.</u>	<u>Appropriations</u>	<u>Expenditures and Transfers Out</u>	<u>Reappropriations to 2018</u>	<u>Lapse of Appropriations</u>
<u>OFFICE OF ADMINISTRATION</u>						
<u>Division of Accounting</u>						
Fulton State Hospital Bond and Interest - Series 2014 Fund (0396)						
FSH DEBT SERVICE	05.195	8921	\$ 13,650,000.00	\$ 6,938,455.67	\$ ---	\$ 6,711,544.33
FSH ISSUANCE COST	05.195	8922	550,000.00	335,774.22	---	214,225.78
<u>Board of Fund Commissioners</u>						
Water Pollution Control Bond and Interest - Series A 2003 Fund (0203)						
STATE WPC BONDS	01.025	6903	2,478,600.00	2,478,600.00	---	---
Fourth State Building Bond and Interest - Series A 2005 Fund (0206)						
4TH STATE BUILDING BONDS	01.015	1111	12,212,875.00	12,212,875.00	---	---
Water Pollution Control Bond and Interest - Series A 2007 Fund (0207)						
STATE WPC BONDS	01.025	2037	2,000,332.00	2,000,331.25	---	0.75
Water Pollution Control Bond and Interest - Series A 2010 Fund (0209)						
STATE WPC BONDS	01.025	7806	9,612,125.00	9,612,125.00	---	---
Fourth State Building Bond and Interest - Series A 2010 Fund (0210)						
4TH STATE BUILDING BONDS	01.015	7804	1,070,625.00	1,070,625.00	---	---
Stormwater Control Bond and Interest - Series A 2010 Fund (0211)						
STORMWATER CNTRL BONDS	01.035	7805	1,789,125.00	1,789,125.00	---	---
Fourth State Building Bond and Interest - Series A 2012 Fund (0212)						
4TH STATE BUILDING BONDS	01.015	8405	16,742,400.00	16,742,400.00	---	---
Water Pollution Control Bond and Interest - Series A 2012 Fund (0213)						
STATE WPC BONDS	01.025	8406	5,629,150.00	5,629,150.00	---	---
Water Pollution Control Bond and Interest - Series A 2005 Fund (0218)						
STATE WPC BONDS	01.025	1119	10,393,500.00	10,393,500.00	---	---

DEPARTMENT OF TRANSPORTATION

State Road Bond Fund (0319)						
DEBT SERVICE ON BONDS	04.410	7485	<u>175,866,285.00</u>	<u>175,678,834.15</u>	<u>---</u>	<u>187,450.85</u>
Subtotals			<u>251,995,017.00</u>	<u>244,881,795.29</u>	<u>---</u>	<u>7,113,221.71</u>
Appropriated Transfers Out To:						
Water Pollution Control Bond and Interest - Series A 2007 Fund (0207)	05.255	T541	22,506.00	22,505.39	---	0.61
Water Pollution Control Bond and Interest - Series A 2010 Fund (0209)	05.255	T541	96,391.00	96,390.33	---	0.67
Fourth State Building Bond and Interest - Series A 2010 Fund (0210)	05.255	T541	<u>119,520.00</u>	<u>119,519.56</u>	<u>---</u>	<u>0.44</u>
Subtotals			<u>238,417.00</u>	<u>238,415.28</u>	<u>---</u>	<u>1.72</u>
Totals			<u><u>\$ 252,233,434.00</u></u>	<u><u>\$ 245,120,210.57</u></u>	<u><u>\$ ---</u></u>	<u><u>\$ 7,113,223.43</u></u>

**STATE OF MISSOURI
SUMMARY OF APPROPRIATION ACTIVITY
CAPITAL PROJECTS FUNDS
FOR THE APPROPRIATION YEAR 2017**

	<u>H.B. No.</u>	<u>Appr. No.</u>	<u>Appropriations</u>	<u>Expenditures and Transfers Out</u>	<u>Reappropriations to 2018</u>	<u>Lapse of Appropriations</u>
<u>OFFICE OF ADMINISTRATION</u>						
State Historical Society Series A 2016 Fund (0390) STATE HIST SOCIETY BLDG	17.320	1166	\$ 34,650,344.00	\$ 1,265,670.34	\$ 33,384,673.00	\$ 0.66
<u>Division of Accounting</u>						
State Road Fund (0320) UNEMPLOYMENT BENEFITS	05.480	1141	507,488.00	94,051.22	---	413,436.78
<u>Division of Facilities Management, Design and Construction</u>						
BPB Series B 2015 Capitol Bond Proceeds Fund (0313)						
STATE CAPITOL BLDG REPRS	17.310	1127	169,042.00	169,041.38	---	0.62
STATE CAPITOL ANNEX RPRS	17.315	1128	20,803.00	20,802.84	---	0.16
BPB Series B 2015 State Facilities Bond Proceeds Fund (0316)						
OA MAINTENANCE & REPAIR	17.305	1126	13,147,017.00	971,316.97	12,175,700.00	0.03
BPB Series A 2016 Capitol Bond Proceeds Fund (0362)						
STATE CAPITOL BLDG REPRS	17.310	2706	37,541,978.00	13,006,969.73	---	24,535,008.27
STATE CAPITOL ANNEX RPRS	17.315	2710	34,734,541.00	516,504.15	---	34,218,036.85
BPB Series A 2016 State Facilities Bond Proceeds Fund (0363)						
OA MAINTENANCE & REPAIR	17.305	2715	213,662.00	213,659.49	2.00	0.51
<u>DEPARTMENT OF AGRICULTURE</u>						
<u>Missouri State Fair</u>						
BPB Series B 2015 State Facilities Bond Proceeds Fund (0316)						
STATE FAIR MAINT & REPR	17.325	1129	2,854,571.00	170,141.20	2,684,429.00	0.80
BPB Series A 2016 State Facilities Bond Proceeds Fund (0363)						
STATE FAIR MAINT & REPR	17.325	2716	21,929.00	21,926.67	2.00	0.33

**DEPARTMENT OF ELEMENTARY AND
SECONDARY EDUCATION**

BPB Series B 2015 State Facilities Bond
Proceeds Fund (0316)

DESE MAINTENANCE & REPAIR	17.005	1125	4,152,438.00	927,045.84	3,225,392.00	0.16
BPB Series A 2016 State Facilities Bond Proceeds Fund (0363)						
DESE MAINTENANCE & REPAIR	17.005	2713	272,687.00	272,684.84	2.00	0.16

DEPARTMENT OF HIGHER EDUCATION

State Colleges and Universities

BPB Series A 2015 Bond Proceeds Fund (0312)

UMC LAFFERRE HALL	17.135	9136	19,418,604.00	18,453,730.01	964,873.00	0.99
-------------------	--------	------	---------------	---------------	------------	------

BPB Series B 2015 Education Bond
Proceeds Fund (0317)

CROWDER COLLEGE M&R	17.020	1040	1,509,797.00	1,261,230.51	248,566.00	0.49
EAST CENTRAL COLLEGE M&R	17.025	1041	1,369,510.00	1,369,509.39	---	0.61
JEFFERSON COLLEGE M&R	17.030	1042	707,797.00	211,096.07	496,700.00	0.93
METROPOLITAN COLLEGE M&R	17.035	1056	1,515,848.00	1,445,217.21	70,630.00	0.79
MINERAL AREA COLLEGE M&R	17.040	1060	1,324,298.00	983,964.34	340,333.00	0.66
MOBERLY AREA COLLEGE M&R	17.045	1062	1,064,874.00	553,182.21	511,691.00	0.79
NORTH CENTRAL COLLEGE M&R	17.050	1068	569,460.00	569,460.00	---	---
OZARKS TECH COLLEGE M&R	17.055	1069	3,312,938.00	3,312,938.00	---	---
ST CHARLES COLLEGE M&R	17.060	1072	1,484,943.00	867,949.52	616,993.00	0.48
ST LOUIS COLLEGE M&R	17.065	1073	4,655,682.00	1,657,071.92	2,998,610.00	0.08
STATE FAIR COLLEGE M&R	17.070	1076	1,245,870.00	586,827.40	659,042.00	0.60
THREE RIVERS COLLEGE M&R	17.075	1080	1,692,721.00	494,974.23	1,197,746.00	0.77
STATE TECH COLLEGE M&R	17.080	1109	869,776.00	393,305.04	476,470.00	0.96
UNIV OF CENTRAL MO M&R	17.085	1113	11,616,903.00	---	11,616,903.00	---
SOUTHEAST MO ST UNIV M&R	17.090	1114	7,812,116.00	553,356.52	7,258,759.00	0.48
MISSOURI STATE UNIV M&R	17.095	1115	14,086,243.00	4,056,161.56	10,030,081.00	0.44
LINCOLN UNIV M&R	17.100	1116	1,446,789.00	1,220,916.66	225,872.00	0.34
TRUMAN STATE UNIV M&R	17.105	1117	6,951,698.00	6,951,697.28	---	0.72
NW MO STATE UNIV M&R	17.110	1118	6,331,130.00	1,733,884.61	4,597,245.00	0.39
MO SOUTHERN ST UNIV M&R	17.120	1121	4,570,582.00	4,570,582.00	---	---
MO WESTERN ST UNIV M&R	17.125	1122	2,643,004.00	867,427.57	1,775,576.00	0.43
HARRIS-STOWE UNIV M&R	17.130	1123	1,959,033.00	235,239.30	1,723,793.00	0.70
UNIV OF MISSOURI M&R	17.160	1124	48,569,827.00	6,571,259.77	41,998,567.00	0.23

Board of Public Buildings Series A 2016
Education Bond Proceeds Fund (0364)

MSSU REYNOLDS HALL	18.075	2683	4,371,081.00	4,371,081.00	---	---
--------------------	--------	------	--------------	--------------	-----	-----

**STATE OF MISSOURI
SUMMARY OF APPROPRIATION ACTIVITY
CAPITAL PROJECTS FUNDS
FOR THE APPROPRIATION YEAR 2017**

	H.B. No.	Appr. No.	Appropriations	Expenditures and Transfers Out	Reappropriations to 2018	Lapse of Appropriations
UMC LAFFERRE HALL	17.135	2696	2.00	---	2.00	---
CROWDER COLLEGE M&R	17.020	2750	10,691.00	10,688.05	2.00	0.95
EAST CENTRAL COLLEGE M&R	17.025	2752	278,243.00	278,243.00	---	---
JEFFERSON COLLEGE M&R	17.030	2753	1,414,347.00	1,414,344.40	2.00	0.60
METROPOLITAN COLLEGE M&R	17.035	2755	1,474,532.00	1,474,529.89	2.00	0.11
MINERAL AREA COLLEGE M&R	17.040	2758	9,591.00	9,588.54	2.00	0.46
MOBERLY AREA COLLEGE M&R	17.045	2763	838,457.00	838,454.55	2.00	0.45
NORTH CENTRAL COLLEGE M&R	17.050	2766	2.00	2.00	---	---
OZARKS TECH COLLEGE M&R	17.055	2785	2.00	2.00	---	---
ST CHARLES COLLEGE M&R	17.060	2787	2.00	---	2.00	---
ST LOUIS COLLEGE M&R	17.065	2803	139,202.00	139,199.52	2.00	0.48
STATE FAIR COLLEGE M&R	17.070	2804	664,951.00	664,948.47	2.00	0.53
THREE RIVERS COLLEGE M&R	17.075	2807	208,147.00	208,144.23	2.00	0.77
STATE TECH COLLEGE M&R	17.080	2813	92,931.00	92,928.17	2.00	0.83
UNIV OF CENTRAL MO M&R	17.085	2839	2.00	---	2.00	---
SOUTHEAST MO ST UNIV M&R	17.090	2841	2,196,848.00	2,196,845.30	2.00	0.70
MISSOURI STATE UNIV M&R	17.095	2842	4,460,739.00	4,460,736.26	2.00	0.74
LINCOLN UNIV M&R	17.100	2843	217,299.00	217,296.67	2.00	0.33
TRUMAN STATE UNIV M&R	17.105	2844	1,118,122.00	1,118,122.00	---	---
NW MO STATE UNIV M&R	17.110	2846	159,980.00	159,977.52	2.00	0.48
MO SOUTHERN ST UNIV M&R	17.120	2847	2.00	2.00	---	---
MO WESTERN ST UNIV M&R	17.125	2860	138,769.00	138,766.82	2.00	0.18
HARRIS-STOWE UNIV M&R	17.130	2862	34,595.00	34,592.70	2.00	0.30
UNIV OF MISSOURI M&R	17.160	2863	6,486,130.00	6,486,127.86	2.00	0.14

DEPARTMENT OF TRANSPORTATION

State Road Fund (0320)

FLEET FAC & INFO SYS E&E	04.420	0118	71,600,000.00	56,062,126.24	---	15,537,873.76
DEBT SERVICE ON BONDS	04.410	3550	237,031,715.00	236,844,265.60	---	187,449.40
MAINTENANCE E&E	04.415	4399	223,906,284.00	194,107,471.77	---	29,798,812.23
CONSTRUCTION E&E	04.410	4402	19,558,170.00	17,623,262.25	---	1,934,907.75
CONSTRUCTION	04.410	4403	933,811,499.00	810,814,226.84	---	122,997,272.16
ADMINISTRATION PS	04.400	7435	18,729,356.00	17,562,323.61	---	1,167,032.39
ADMINISTRATION E&E	04.400	7436	7,347,562.00	3,654,380.54	---	3,693,181.46
FRINGES ADMIN PS	04.405	7438	14,064,495.00	12,237,360.20	---	1,827,134.80

FRINGES ADMIN E&E	04.405	7439	15,933,243.00	15,929,838.22	---	3,404.78
CONSTRUCTION PS	04.410	7440	67,292,198.00	61,850,528.75	---	5,441,669.25
FRINGES CONSTRUCTION PS	04.405	7443	50,896,254.00	44,138,457.26	---	6,757,796.74
FRINGES CONSTRUCTION E&E	04.405	7444	685,000.00	330,619.46	---	354,380.54
MAINTENANCE PS	04.415	7445	143,048,845.00	134,995,595.28	---	8,053,249.72
FRINGES MAINTENANCE PS	04.405	7448	114,443,469.00	104,430,468.21	---	10,013,000.79
FRINGES MAINTENANCE E&E	04.405	7449	6,633,778.00	5,548,988.04	---	1,084,789.96
FLEET FAC & INFO SYS PS	04.420	7464	14,320,326.00	10,459,030.68	---	3,861,295.32
FRINGES FLT FAC&INFO-PS	04.405	7466	10,461,696.00	7,568,817.54	---	2,892,878.46
FRINGES FLT FAC&INFO-E&E	04.405	7467	244,493.00	164,346.77	---	80,146.23
MULTIMODAL OPS ADMIN PS	04.435	7468	472,131.00	415,960.11	---	56,170.89
FRINGES MULTIMODAL PS	04.405	7469	331,842.00	268,442.75	---	63,399.25
MULTIMODAL OPS ADMIN E&E	04.435	8904	39,852.00	20,240.97	---	19,611.03
ORGANIZATIONAL DUES	04.400	9168	70,000.00	64,773.25	---	5,226.75
State Road Fund - Series 2008 Fund (0321)						
CONSTRUCTION BONDS	04.410	2622	1.00	---	---	1.00

DEPARTMENT OF MENTAL HEALTH

BPB Series B 2015 State Facilities Bond
Proceeds Fund (0316)

DMH MAINTENANCE & REPAIR	17.455	1144	11,363,209.00	1,442,329.25	9,920,879.00	0.75
--------------------------	--------	------	---------------	--------------	--------------	------

BPB Series A 2016 State Facilities Bond
Proceeds Fund (0363)

DMH MAINTENANCE & REPAIR	17.455	2720	3,050,612.00	3,050,609.01	2.00	0.99
--------------------------	--------	------	--------------	--------------	------	------

Fulton State Hospital Series 2014 Bond
Proceeds Fund (0397)

FSH RPLCMNT DESIGN & CONS	17.270	9354	161,999,527.00	51,433,833.74	110,565,693.00	0.26
---------------------------	--------	------	----------------	---------------	----------------	------

DEPARTMENT OF NATURAL RESOURCES

Division of Environmental Quality

Stormwater - Series A 2002 - 37H Fund (0302)

STORMWATER GRANTS	06.225	6137	10,000.00	---	---	10,000.00
-------------------	--------	------	-----------	-----	-----	-----------

Water Pollution Control Series A 2007 - 37G
Fund (0329)

RURAL WTR SWR GRNT & LOAN	06.225	3263	10,000.00	---	---	10,000.00
---------------------------	--------	------	-----------	-----	-----	-----------

Water Pollution Control Series A 2007 - 37E
Fund (0330)

WASTEWATER FACILITY GRANT	06.225	3260	10,000.00	---	---	10,000.00
---------------------------	--------	------	-----------	-----	-----	-----------

RURAL WTR SWR GRNT & LOAN	06.225	3262	10,000.00	---	---	10,000.00
---------------------------	--------	------	-----------	-----	-----	-----------

**STATE OF MISSOURI
SUMMARY OF APPROPRIATION ACTIVITY
CAPITAL PROJECTS FUNDS
FOR THE APPROPRIATION YEAR 2017**

	<u>H.B. No.</u>	<u>Appr. No.</u>	<u>Appropriations</u>	<u>Expenditures and Transfers Out</u>	<u>Reappropriations to 2018</u>	<u>Lapse of Appropriations</u>
<u>Missouri State Parks</u>						
BPB Series B 2015 State Facilities Bond Proceeds Fund (0316)						
CNTRL RGN REPRS & UPGRDS	17.350	1149	583,603.00	360,908.36	222,694.00	0.64
LAKES RGN REPRS & UPGRDS	17.355	1151	2,328,492.00	598,357.54	1,730,134.00	0.46
NE RGN REPRS & UPGRDS	17.360	1159	1,948,396.00	214,250.30	1,734,145.00	0.70
KC RGN REPRS & UPGRDS	17.365	1162	342,826.00	289,369.55	53,456.00	0.45
SE RGN REPRS & UPGRDS	17.370	1163	1,572,924.00	29,104.00	1,543,820.00	---
STL RGN REPRS & UPGRDS	17.375	1164	1,737,541.00	159,099.60	1,578,441.00	0.40
BPB Series A 2016 State Facilities Bond Proceeds Fund (0363)						
CNTRL RGN REPRS & UPGRDS	17.350	2727	68,497.00	68,494.77	2.00	0.23
LAKES RGN REPRS & UPGRDS	17.355	2729	664,956.00	664,953.99	2.00	0.01
NE RGN REPRS & UPGRDS	17.360	2731	106,258.00	106,255.80	2.00	0.20
KC RGN REPRS & UPGRDS	17.365	2732	370,242.00	370,239.19	2.00	0.81
SE RGN REPRS & UPGRDS	17.370	2735	9,068.00	9,065.68	2.00	0.32
STL RGN REPRS & UPGRDS	17.375	2747	8,569.00	8,566.55	2.00	0.45
<u>DEPARTMENT OF PUBLIC SAFETY</u>						
<u>Missouri Veterans Commission</u>						
BPB Series B 2015 State Facilities Bond Proceeds Fund (0316)						
MVC MAINTENANCE & REPAIR	17.430	1138	12,648,033.00	669,815.35	11,978,217.00	0.65
BPB Series A 2016 State Facilities Bond Proceeds Fund (0363)						
MVC MAINTENANCE & REPAIR	17.430	2718	1,558,525.00	1,558,522.75	2.00	0.25
<u>DEPARTMENT OF SOCIAL SERVICES</u>						
<u>Division of Youth Services</u>						
BPB Series B 2015 State Facilities Bond Proceeds Fund (0316)						
DYS MAINTENANCE & REPAIR	17.465	1147	3,691,374.00	300,670.00	3,390,704.00	---
BPB Series A 2016 State Facilities Bond						

Proceeds Fund (0363)						
DYS MAINTENANCE & REPAIR	17.465	2721	222,072.00	222,069.44	2.00	0.56

DEPARTMENT OF CORRECTIONS

Proceeds Fund (0316)						
DOC MAINTENANCE & REPAIR	17.450	1142	11,837,357.00	631,161.32	11,206,195.00	0.68

BPB Series A 2016 State Facilities Bond

Proceeds Fund (0363)						
DOC MAINTENANCE & REPAIR	17.450	2719	<u>1,268,949.00</u>	<u>1,268,946.51</u>	<u>2.00</u>	<u>0.49</u>

Subtotals			<u>2,467,673,849.00</u>	<u>1,899,433,563.78</u>	<u>293,203,086.00</u>	<u>275,037,199.22</u>
-----------	--	--	-------------------------	-------------------------	-----------------------	-----------------------

Appropriated Transfers Out To:

State Retirement Contributions Fund (0701)	05.450	T293				
Social Security Contributions Fund (0702)	05.450	T293	18,276,136.00	16,173,805.78	---	2,102,330.22

State Retirement Contributions Fund (0701)	05.465	T297	214,274.00	167,007.70	---	47,266.30
--	--------	------	------------	------------	-----	-----------

Missouri Consolidated Health Care Plan Benefit Fund (0765)	05.490	T304	298,128.00	196,848.72	---	101,279.28
--	--------	------	------------	------------	-----	------------

BPB Series A 2016 Capitol Bond Proceeds Fund (0362)	05.255	T541	<u>80.00</u>	<u>79.38</u>	<u>---</u>	<u>0.62</u>
---	--------	------	--------------	--------------	------------	-------------

Subtotals			<u>18,788,618.00</u>	<u>16,537,741.58</u>	<u>---</u>	<u>2,250,876.42</u>
-----------	--	--	----------------------	----------------------	------------	---------------------

Totals			<u><u>\$ 2,486,462,467.00</u></u>	<u><u>\$ 1,915,971,305.36</u></u>	<u><u>\$ 293,203,086.00</u></u>	<u><u>\$ 277,288,075.64</u></u>
--------	--	--	-----------------------------------	-----------------------------------	---------------------------------	---------------------------------

**STATE OF MISSOURI
SUMMARY OF APPROPRIATION ACTIVITY
PERMANENT FUNDS
FOR THE APPROPRIATION YEAR 2017**

	<u>H.B. No.</u>	<u>Appr. No.</u>	<u>Appropriations</u>	<u>Expenditures and Transfers Out</u>	<u>Reappropriations to 2018</u>	<u>Lapse of Appropriations</u>
<u>DEPARTMENT OF HEALTH AND SENIOR SERVICES</u>						
<u>Division of Community and Public Health</u>						
Champ W. Smith and Mary C. Smith Memorial Endowment Trust Fund (0873)						
CHILD W/SPECIAL NEEDS	10.710	7727	\$ 10,000.00	\$ ---	\$ ---	\$ 10,000.00
<u>DEPARTMENT OF NATURAL RESOURCES</u>						
Confederate Memorial Park Fund (0812)						
REFUND ACCOUNTS	06.315	3546	165.00	---	---	165.00
Subtotals			10,165.00	---	---	10,165.00
Totals			\$ 10,165.00	\$ ---	\$ ---	\$ 10,165.00

**STATE OF MISSOURI
SUMMARY OF APPROPRIATION ACTIVITY
ENTERPRISE FUNDS
FOR THE APPROPRIATION YEAR 2017**

	<u>H.B. No.</u>	<u>Appr. No.</u>	<u>Appropriations</u>	<u>Expenditures and Transfers Out</u>	<u>Reappropriations to 2018</u>	<u>Lapse of Appropriations</u>
<u>EXECUTIVE</u>						
<u>Attorney General</u>						
Petroleum Storage Tank Insurance Fund (0585)						
ATTORNEY GENERAL PS	12.195	4203	\$ 81,212.00	\$ 63,103.20	\$ ---	\$ 18,108.80
Lottery Enterprise Fund (0657)						
ATTORNEY GENERAL PS	12.195	3335	58,085.00	58,085.00	---	---
ATTORNEY GENERAL ST OWNED	13.010	7785	4,197.00	4,197.00	---	---
<u>OFFICE OF ADMINISTRATION</u>						
<u>Division of Accounting</u>						
Federal Surplus Property Fund (0407)						
CMIA-FEDERAL PAYMENTS	05.230	9203	20,000.00	---	---	20,000.00
State Fair Fee Fund (0410)						
UNEMPLOYMENT BENEFITS	05.480	5991	13,530.00	2,224.51	---	11,305.49
State Park Earnings Fund (0415)						
UNEMPLOYMENT BENEFITS	05.480	5992	17,465.00	2,799.27	---	14,665.73
Missouri Veterans' Homes Fund (0460)						
UNEMPLOYMENT BENEFITS	05.480	5993	160,804.00	119,982.41	---	40,821.59
Lottery Enterprise Fund (0657)						
UNEMPLOYMENT BENEFITS	05.480	6146	4,752.00	---	---	4,752.00
<u>Information Technology Services Division</u>						
Federal Surplus Property Fund (0407)						
OA IT CONSOLIDATION E&E	05.020	3605	112,639.00	62,298.90	---	50,340.10
Single-Purpose Animal Facilities Loan Program Fund (0408)						
MDA IT CONSOLIDATION E&E	05.020	1342	1,155.00	---	---	1,155.00
State Fair Fee Fund (0410)						
MDA IT CONSOLIDATION PS	05.020	1343	15,300.00	---	---	15,300.00
MDA IT CONSOLIDATION E&E	05.020	1344	24,624.00	7,190.90	---	17,433.10
Missouri Veterans' Homes Fund (0460)						
DPS IT CONSOLIDATION PS	05.020	1349	375,604.00	276,613.78	---	98,990.22
DPS IT CONSOLIDATION E&E	05.020	1350	921,952.00	740,683.83	---	181,268.17
Missouri Wine and Grape Fund (0787)						
MDA IT CONSOLIDATION E&E	05.020	1993	10,117.00	10,116.00	---	1.00

Division of General Services

Federal Surplus Property Fund (0407)

SURPLUS PROPERTY PS	05.075	1177	794,281.00	553,938.96	---	240,342.04
SURPLUS PROPERTY E&E	05.075	1178	595,698.00	226,156.55	---	369,541.45
SURPLUS PROP RECYCLE PS	05.085	1179	48,834.00	48,810.17	---	23.83
SURPLUS PROP RECYCLE E&E	05.085	1180	50,322.00	49,060.80	---	1,261.20
FIXED PRICE VEHICLE PRGM	05.080	1188	1,495,994.00	990,290.35	---	505,703.65

DEPARTMENT OF AGRICULTURESingle-Purpose Animal Facilities Loan Program
Fund (0408)

AGRICULTURE STATE OWNED	13.010	7680	3,599.00	3,599.00	---	---
-------------------------	--------	------	----------	----------	-----	-----

State Fair Fee Fund (0410)

AGRICULTURE INSTITUTIONAL	13.015	7687	497,177.00	497,177.00	---	---
---------------------------	--------	------	------------	------------	-----	-----

Missouri Wine and Grape Fund (0787)

AGRICULTURE STATE OWNED	13.010	8404	3,033.00	3,033.00	---	---
-------------------------	--------	------	----------	----------	-----	-----

Office of the Director

State Fair Fee Fund (0410)

DIRECTOR'S OFFICE PS	06.005	8871	33,498.00	33,170.83	---	327.17
DIRECTOR'S OFFICE E&E	06.005	8874	3,597.00	3,597.00	---	---

Missouri Wine and Grape Fund (0787)

DIRECTOR'S OFFICE PS	06.005	7928	13,953.00	13,621.36	---	331.64
DIRECTOR'S OFFICE E&E	06.005	7929	1,499.00	1,499.00	---	---

Agriculture Business DevelopmentSingle-Purpose Animal Facilities Loan Program
Fund (0408)

AG&SMALL BUS DEV AUTH PS	06.045	1790	113,861.00	72,483.49	---	41,377.51
AG&SMALL BUS DEV AUTH E&E	06.045	1795	9,264.00	6,142.75	---	3,121.25

Single-Purpose Animal Facilities Loan Guarantee
Fund (0409)

SINGL ANIMAL FAC LOAN PRG	06.055	6887	201,046.00	---	---	201,046.00
---------------------------	--------	------	------------	-----	-----	------------

Agricultural Product Utilization and Business
Development Loan Guarantee Fund (0411)

MO VALUE-ADDED LOAN PRG	06.065	6888	624,501.00	---	---	624,501.00
-------------------------	--------	------	------------	-----	-----	------------

Agricultural Product Utilization Grant Fund (0413)

AG&SMALL BUS DEV AUTH E&E	06.045	9249	100.00	---	---	100.00
---------------------------	--------	------	--------	-----	-----	--------

Missouri Dairy Industry Revitalization Fund (0414)

DAIRY IND REVITALIZATION	06.090	1579	2,500,000.00	70,000.00	---	2,430,000.00
--------------------------	--------	------	--------------	-----------	-----	--------------

Missouri Wine and Grape Fund (0787)

WINE AND GRAPE BOARD E&E	06.040	2107	1,598,695.00	1,291,348.62	---	307,346.38
WINE AND GRAPE BOARD PS	06.040	2130	269,231.00	263,350.66	---	5,880.34

**STATE OF MISSOURI
SUMMARY OF APPROPRIATION ACTIVITY
ENTERPRISE FUNDS
FOR THE APPROPRIATION YEAR 2017**

	<u>H.B. No.</u>	<u>Appr. No.</u>	<u>Appropriations</u>	<u>Expenditures and Transfers Out</u>	<u>Reappropriations to 2018</u>	<u>Lapse of Appropriations</u>
<u>Missouri State Fair</u>						
State Fair Fee Fund (0410)						
FUNDING TO START FAIR	06.135	0228	74,250.00	69,540.00	---	4,710.00
STATE FAIR ADMIN PS	06.130	0270	1,292,079.00	1,053,490.20	---	238,588.80
STATE FAIR ADMIN E&E	06.130	0274	2,667,740.00	2,661,569.71	---	6,170.29
STATE FAIR EQUIP REPLACE	06.140	1878	165,962.00	60,779.99	---	105,182.01
<u>State Land Survey</u>						
Land Survey Revolving Service Fund (0426)						
LAND SURVEY OPERATIONS E&E	06.125	8827	80,000.00	26,641.56	---	53,358.44
<u>DEPARTMENT OF NATURAL RESOURCES</u>						
State Park Earnings Fund (0415)						
SALES TAX GR REIMBURSE	06.320	2379	240,000.00	22,922.11	---	217,077.89
REFUND ACCOUNTS	06.315	2737	84,946.00	7,693.99	---	77,252.01
Natural Resources Revolving Services Fund (0425)						
DNR REVOLVING FUND	06.310	2132	2,921,745.00	1,766,675.32	---	1,155,069.68
SALES TAX GR REIMBURSE	06.320	3085	10,000.00	913.36	---	9,086.64
REFUND ACCOUNTS	06.315	3372	1,419.00	388.00	---	1,031.00
Historic Preservation Revolving Fund (0430)						
REFUND ACCOUNTS	06.315	3373	165.00	---	---	165.00
Petroleum Storage Tank Insurance Fund (0585)						
PETROLEUM RELATED ACT PS	06.230	0925	725,226.00	723,299.17	---	1,926.83
PETROLEUM REALTED ACT E&E	06.230	0926	68,354.00	58,229.58	---	10,124.42
DNR INTEGRATED DATA SYSTM	06.300	8954	43,255.00	---	---	43,255.00
<u>Petroleum Storage Tank Insurance Board</u>						
Petroleum Storage Tank Insurance Fund (0585)						
PETRO STORAGE TANK REFUND	06.280	2880	70,000.00	50,561.90	---	19,438.10
PETRO STORAGE TANK BD PS	06.280	3532	127,550.00	127,444.51	---	105.49
PETRO STORAGE TANK BD E&E	06.280	3533	2,095,354.00	1,429,292.47	---	666,061.53
PETRO STORAGE TANK INSUR	06.280	3534	20,000,000.00	18,194,205.49	---	1,805,794.51

Environmental Improvement and Energy**Resources**

State Environmental Improvement Authority

Fund (0654)

EIERA	06.340	8029	1.00	---	---	1.00
-------	--------	------	------	-----	-----	------

Department Operations

State Park Earnings Fund (0415)

DT OP-CONTRACT AUDITS E&E	06.200	2293	100,000.00	36,849.76	---	63,150.24
---------------------------	--------	------	------------	-----------	-----	-----------

Natural Resources Revolving Services

Fund (0425)

DEPT OPERATIONS PS	06.200	2141	42,732.00	25,442.36	---	17,289.64
--------------------	--------	------	-----------	-----------	-----	-----------

DEPT OPERATIONS E&E	06.200	2143	5,129.00	235.18	---	4,893.82
---------------------	--------	------	----------	--------	-----	----------

Missouri Geological Survey

Natural Resources Revolving Services

Fund (0425)

MGS OPERATIONS PS	06.260	1907	16,377.00	13,902.89	---	2,474.11
-------------------	--------	------	-----------	-----------	-----	----------

Missouri State Parks

State Park Earnings Fund (0415)

PRJS ST & HIST PROPERTIES	18.040	1324	55,000.00	42,928.00	12,072.00	---
---------------------------	--------	------	-----------	-----------	-----------	-----

DNR ROADS PARKING TRAILS	18.040	1544	390,000.00	56,022.93	333,977.00	0.07
--------------------------	--------	------	------------	-----------	------------	------

IMPROVEMENTS STATE PARKS	18.040	1562	2,040,000.00	1,633,354.31	406,645.00	0.69
--------------------------	--------	------	--------------	--------------	------------	------

INTER EXHIBITS ST PARKS	18.040	1568	30,000.00	---	30,000.00	---
-------------------------	--------	------	-----------	-----	-----------	-----

STATE PARK OPERATION PS	06.285	1940	1,188,337.00	1,184,955.68	---	3,381.32
-------------------------	--------	------	--------------	--------------	-----	----------

STATE PARK OPERATION E&E	06.285	1941	2,629,240.00	2,629,226.10	---	13.90
--------------------------	--------	------	--------------	--------------	-----	-------

DNR SPENDING AUTHORITY	17.330	6599	11,770,635.00	9,284,032.42	2,486,602.00	0.58
------------------------	--------	------	---------------	--------------	--------------	------

GIFTS TO PARKS	06.285	7816	1,250,000.00	323,332.80	---	926,667.20
----------------	--------	------	--------------	------------	-----	------------

PARKS RESALE	06.285	7817	1,750,000.00	1,167,210.19	---	582,789.81
--------------	--------	------	--------------	--------------	-----	------------

PARKS CONCESSIONS DEFAULT	06.285	7818	199,350.00	---	---	199,350.00
---------------------------	--------	------	------------	-----	-----	------------

STATE PARK GRANTS	06.285	7820	250,000.00	61,042.53	---	188,957.47
-------------------	--------	------	------------	-----------	-----	------------

LAND PURCHASES ST PARKS	17.340	8534	617,577.00	572,824.00	44,753.00	---
-------------------------	--------	------	------------	------------	-----------	-----

PARKS CONCESSIONS DEFAULT PS	06.285	8764	52,952.00	---	---	52,952.00
------------------------------	--------	------	-----------	-----	-----	-----------

PRJS ST & HIST PROPERTIES	17.345	9282	85,872.00	3,000.00	82,872.00	---
---------------------------	--------	------	-----------	----------	-----------	-----

DNR ROADS PARKING TRAILS	17.345	9285	291,211.00	122,579.05	168,631.00	0.95
--------------------------	--------	------	------------	------------	------------	------

IMPROVEMENTS STATE PARKS	17.345	9304	2,369,270.00	2,298,005.83	71,264.00	0.17
--------------------------	--------	------	--------------	--------------	-----------	------

Historic Preservation Revolving Fund (0430)

HISTORIC PROPERTIES	18.040	1555	500,000.00	---	500,000.00	---
---------------------	--------	------	------------	-----	------------	-----

HISTORIC PRESERVATION PS	06.290	1885	202,932.00	185,655.24	---	17,276.76
--------------------------	--------	------	------------	------------	-----	-----------

HISTORIC PRESERVATION E&E	06.290	1886	31,314.00	30,939.68	---	374.32
---------------------------	--------	------	-----------	-----------	-----	--------

HISTORIC PRESERV GRANTS	06.290	7823	2,017,243.00	867,324.93	---	1,149,918.07
-------------------------	--------	------	--------------	------------	-----	--------------

HISTORIC PROPERTIES	17.345	9288	500,000.00	---	500,000.00	---
---------------------	--------	------	------------	-----	------------	-----

**STATE OF MISSOURI
SUMMARY OF APPROPRIATION ACTIVITY
ENTERPRISE FUNDS
FOR THE APPROPRIATION YEAR 2017**

	H.B. No.	Appr. No.	Appropriations	Expenditures and Transfers Out	Reappropriations to 2018	Lapse of Appropriations
<u>DEPARTMENT OF PUBLIC SAFETY</u>						
<u>Missouri Veterans Commission</u>						
Missouri Veterans' Homes Fund (0460)						
VETERANS HOMES PS	08.195	2342	53,421,225.00	52,118,151.03	---	1,303,073.97
VETERANS HOMES E&E	08.195	2344	22,936,958.00	22,256,603.64	---	680,354.36
REFUNDS	08.195	4570	1,274,400.00	503,248.65	---	771,151.35
VETERANS HOMES OVERTIME	08.195	7110	1,604,382.00	1,604,337.36	---	44.64
ADMIN & SERVICE PS	08.175	8735	533,909.00	418,672.43	---	115,236.57
ADMIN & SERVICE E&E	08.175	8737	131,588.00	87,694.57	---	43,893.43
<u>DEPARTMENT OF REVENUE</u>						
Revenue Information Fund (0619)						
FED & OTHER FUND REFUNDS	04.070	8465	5,000.00	---	---	5,000.00
<u>Taxation Division</u>						
Petroleum Storage Tank Insurance Fund (0585)						
TAXATION PS	04.010	1704	28,391.00	27,430.09	---	960.91
TAXATION E&E	04.010	1705	1,071.00	---	---	1,071.00
<u>Missouri Lottery Commission</u>						
Lottery Enterprise Fund (0657)						
LOTTERY LEASING	13.005	3307	351,830.00	346,366.85	---	5,463.15
LOTTERY COMMISSION PRIZES	04.175	6215	12,750,000.00	---	---	12,750,000.00
LOTTERY INSTITUTIONAL	13.015	7669	120,775.00	120,775.00	---	---
LOTTERY ADVERTISING PD	04.170	8652	16,000,000.00	15,999,987.07	---	12.93
VENDOR PAYMENTS FOR GAMES	04.170	9001	26,871,477.00	26,871,477.00	---	---
LOTTERY COMMISSION PS	04.170	9156	7,075,249.00	6,811,520.69	---	263,728.31
LOTTERY COMMISSION E&E	04.170	9157	8,847,515.00	7,152,459.56	---	1,695,055.44
LOTTERY HQ ROOF RPLCMNT	17.165	9330	1,043,218.00	8,940.02	1,034,277.00	0.98
LOTTERY HQ RPLC UPS SYS	17.165	9332	407,063.00	390,996.43	16,066.00	0.57
State Lottery Fund (0682)						
LOTTERY COMMISSION PRIZES	04.175	2594	147,360,494.00	147,360,493.35	---	0.65
Subtotals			370,497,381.00	334,346,239.32	5,687,159.00	30,463,982.68

Appropriated Transfers Out To:

Social Services and Other Sources Fund (0610)	05.090	T016	30,000.00	30,000.00	---	---
General Revenue Fund (0101)	05.260	T044	16,076.00	16,076.00	---	---
Natural Resources Cost Allocation Fund (0500)	06.330	T062	23,829.00	22,938.00	---	891.00
Natural Resources Cost Allocation Fund (0500)	06.330	T063	2,015.00	1,942.00	---	73.00
Natural Resources Cost Allocation Fund (0500)	06.330	T070	41,347.00	39,802.00	---	1,545.00
Natural Resources Cost Allocation Fund (0500)	06.330	T088	197,423.00	178,068.00	---	19,355.00
Natural Resources Cost Allocation Fund (0500)	06.330	T089	16,698.00	15,060.00	---	1,638.00
Natural Resources Cost Allocation Fund (0500)	06.330	T097	143,215.00	129,176.00	---	14,039.00
Lottery Enterprise Fund (0657)	04.176	T115	56,794,241.00	42,500,000.00	---	14,294,241.00
Lottery Proceeds Fund (0291)	04.180	T137	291,000,000.00	291,000,000.00	---	---
Lottery Proceeds Fund (0291)	04.180	T275	20,000,000.00	6,874,416.00	---	13,125,584.00
General Revenue Fund (0101)	05.525	T285	2,559,498.00	2,494,151.00	---	65,347.00
Social Security Contributions Fund (0702)	05.450	T293	5,101,305.00	4,779,008.39	---	322,296.61
State Retirement Contributions Fund (0701)	05.465	T297	11,204,393.00	10,747,352.34	---	457,040.66
Missouri Consolidated Health Care Plan Benefit Fund (0765)	05.490	T304	15,325,936.00	15,039,964.43	---	285,971.57
Natural Resources Cost Allocation Fund (0500)	06.330	T320	261,935.00	238,030.00	---	23,905.00
Natural Resources Cost Allocation Fund (0500)	06.330	T322	22,155.00	20,133.00	---	2,022.00
Natural Resources Cost Allocation Fund (0500)	06.330	T327	110,805.00	102,338.00	---	8,467.00
General Revenue Fund (0101)	05.260	T495	1,714.00	1,714.00	---	---
State Highways and Transportation Department Fund (0644)	04.155	T534	1,250,000.00	1,021,951.00	---	228,049.00
General Revenue Fund (0101)	05.255	T541	165,162.00	---	---	165,162.00
General Revenue Fund (0101)	05.260	T704	1,224.00	1,224.00	---	---
General Revenue Fund (0101)	05.260	T705	43,556.00	43,556.00	---	---
General Revenue Fund (0101)	05.260	T707	91,043.00	91,043.00	---	---
General Revenue Fund (0101)	05.260	T709	1,243.00	1,243.00	---	---
General Revenue Fund (0101)	05.260	T710	106.00	106.00	---	---
General Revenue Fund (0101)	05.260	T711	255,433.00	255,433.00	---	---
General Revenue Fund (0101)	05.260	T749	79,248.00	79,248.00	---	---
General Revenue Fund (0101)	05.260	T765	12,164.00	12,164.00	---	---
General Revenue Fund (0101)	05.260	T813	747.00	747.00	---	---
Subtotals			404,752,511.00	375,736,884.16	---	29,015,626.84
Totals			\$ 775,249,892.00	\$ 710,083,123.48	\$ 5,687,159.00	\$ 59,479,609.52

**STATE OF MISSOURI
SUMMARY OF APPROPRIATION ACTIVITY
INTERNAL SERVICE FUNDS
FOR THE APPROPRIATION YEAR 2017**

	<u>H.B. No.</u>	<u>Appr. No.</u>	<u>Appropriations</u>	<u>Expenditures and Transfers Out</u>	<u>Reappropriations to 2018</u>	<u>Lapse of Appropriations</u>
<u>LEGISLATURE</u>						
<u>Senate</u>						
Senate Revolving Fund (0535)						
SENATE CONTINGENT EXP	12.500	4505	\$ 40,000.00	\$ 1,337.31	\$ ---	\$ 38,662.69
<u>House of Representatives</u>						
House of Representatives Revolving Fund (0520)						
HOUSE REVOLVING FUND	12.505	3165	45,000.00	13,902.81	---	31,097.19
<u>JUDICIARY</u>						
<u>Judicial Proceedings and Review</u>						
Supreme Court Publications Revolving Fund (0525)						
JUD PROCEED & REVIEW E&E	12.300	4506	150,000.00	25,941.95	---	124,058.05
<u>EXECUTIVE</u>						
<u>State Treasurer</u>						
Central Check Mailing Service Revolving Fund (0515)						
STATE TREASURER PS	12.150	0843	12,382.00	11,677.50	---	704.50
STATE TREASURER E&E	12.150	2212	225,000.00	72,654.88	---	152,345.12
<u>OFFICE OF ADMINISTRATION</u>						
State Facility Maintenance and Operation Fund (0501)						
OA LEASING	13.005	1066	304,706.00	219,785.54	---	84,920.46
OA STATE OWNED	13.010	7674	540,860.00	521,665.07	---	19,194.93
Office of Administration Revolving Administrative Trust Fund (0505)						
OA LEASING	13.005	1067	177,609.00	128,744.23	---	48,864.77

Division of Accounting

Natural Resources Cost Allocation Fund (0500)						
UNEMPLOYMENT BENEFITS	05.480	6155	13,699.00	1,626.76	---	12,072.24
State Facility Maintenance and Operation Fund (0501)						
UNEMPLOYMENT BENEFITS	05.480	5994	41,949.00	9,473.11	---	32,475.89
MDFB LEASE/PURCHASE	05.175	6753	2,417,557.00	2,417,544.33	---	12.67
DIFP Administrative Fund (0503)						
UNEMPLOYMENT BENEFITS	05.480	6715	283.00	---	---	283.00
Office of Administration Revolving Administrative Trust Fund (0505)						
UNEMPLOYMENT BENEFITS	05.480	5999	3,000.00	---	---	3,000.00
Working Capital Revolving Fund (0510)						
UNEMPLOYMENT BENEFITS	05.480	6000	13,497.00	908.46	---	12,588.54
Economic Development Administrative Fund (0547)						
UNEMPLOYMENT BENEFITS	05.480	6673	946.00	---	---	946.00
Professional Registration Fees Fund (0689)						
UNEMPLOYMENT BENEFITS	05.480	6006	3,618.00	2,053.63	---	1,564.37
MO Revolving Info Tech Trust Fund (0980)						
UNEMPLOYMENT BENEFITS	05.480	8881	2,500.00	---	---	2,500.00

Information Technology Services Division

Natural Resources Cost Allocation Fund (0500)						
DNR IT CONSOLIDATION PS	05.020	1351	2,223,709.00	1,861,576.55	---	362,132.45
DNR IT CONSOLIDATION E&E	05.020	1360	4,132,929.00	3,353,641.56	---	779,287.44
State Facility Maintenance and Operation Fund (0501)						
OA IT CONSOLIDATION PS	05.020	3610	94,227.00	69,975.40	---	24,251.60
OA IT CONSOLIDATION E&E	05.020	3611	328,084.00	277,013.56	---	51,070.44
DIFP Administrative Fund (0503)						
DIFP IT CONSOLIDATION PS	05.020	3691	104,429.00	17,598.51	---	86,830.49
DIFP IT CONSOLIDATION E&E	05.020	3692	27,986.00	27,908.08	---	77.92
Office of Administration Revolving Administrative Trust Fund (0505)						
OA IT CONSOLIDATION PS	05.020	3601	10,302.00	---	---	10,302.00
OA IT CONSOLIDATION E&E	05.020	3602	25,000.00	692.53	---	24,307.47
Working Capital Revolving Fund (0510)						
DOC IT CONSOLIDATION PS	05.020	1362	55,421.00	34,501.03	---	20,919.97
DOC IT CONSOLIDATION E&E	05.020	1363	175,390.00	118,919.36	---	56,470.64
Inmate Fund (0540)						
DOC IT CONSOLIDATION E&E	05.020	2253	15,200.00	---	---	15,200.00

**STATE OF MISSOURI
SUMMARY OF APPROPRIATION ACTIVITY
INTERNAL SERVICE FUNDS
FOR THE APPROPRIATION YEAR 2017**

	H.B. No.	Appr. No.	Appropriations	Expenditures and Transfers Out	Reappropriations to 2018	Lapse of Appropriations
Social Services Administrative Trust Fund (0545)						
DSS IT CONSOLIDATION PS	05.020	1365	27.00	---	---	27.00
DSS IT CONSOLIDATION E&E	05.020	1366	400,622.00	---	---	400,622.00
Economic Development Administrative Fund (0547)						
DED IT CONSOLIDATION PS	05.020	1369	432,318.00	98,938.49	---	333,379.51
DED IT CONSOLIDATION E&E	05.020	1371	692,770.00	48,961.34	---	643,808.66
Professional Registration Fees Fund (0689)						
DIFP IT CONSOLIDATION PS	05.020	1615	413,924.00	412,257.44	---	1,666.56
DIFP IT CONSOLIDATION E&E	05.020	1616	821,836.00	525,579.75	---	296,256.25
MO Revolving Info Tech Trust Fund (0980)						
OA IT CONSOLIDATION PS	05.020	8110	7,589,677.00	7,465,981.78	---	123,695.22
OA IT CONSOLIDATION E&E	05.020	8111	38,732,527.00	34,695,473.93	---	4,037,053.07
TELECOM REVOLVING FUND	05.025	8112	44,700,697.00	29,039,665.80	---	15,661,031.20
ITSD UC DEBT PAYMENT	05.200	8114	3,078,310.00	3,078,307.82	---	2.18
<u>Division of Facilities Management,</u>						
<u>Design and Construction</u>						
State Facility Maintenance and Operation Fund (0501)						
FM DC OPERATIONS E&E	05.055	2148	34,537,404.00	34,530,278.22	---	7,125.78
FM DC OPERATIONS PS	05.055	2605	19,518,245.00	18,739,917.97	---	778,327.03
FACILITY SERVICES	05.065	2607	2,000,000.00	472,858.83	---	1,527,141.17
MANSION DONATIONS	05.050	3046	60,000.00	9,280.42	---	50,719.58
Office of Administration Revolving Administrative Trust Fund (0505)						
MULTI TENANT ST OWN	13.020	2777	378,314.00	210,577.44	---	167,736.56
MULTI TENANT INSTIT	13.020	3741	729,826.00	590,732.11	---	139,093.89
MULTI TENANT LEASING	13.020	6194	391,860.00	2,137.06	---	389,722.94
COST REIMBURSEMENT	17.300	9280	241,582.00	---	241,582.00	---
<u>Division of General Services</u>						
Office of Administration Revolving Administrative Trust Fund (0505)						
DIV OF GENERAL SERVS PS	05.070	4538	2,906,394.00	2,313,989.47	---	592,404.53

DIV OF GENERAL SERVS E&E	05.070	4540	979,728.00	398,467.91	---	581,260.09
REBILLABLE EXPENSES	05.115	6259	16,000,000.00	12,735,976.07	---	3,264,023.93

Division of Personnel

Office of Administration Revolving Administrative
Trust Fund (0505)

DIV PERSONNEL E&E	05.035	2249	471,489.00	162,358.02	---	309,130.98
DIV PERSONNEL PS	05.035	8007	179,431.00	100,996.92	---	78,434.08
MO Revolving Info Tech Trust Fund (0980)						
OA HR CONSOLIDATION PS	05.035	8379	93,023.00	83,135.39	---	9,887.61
OA HR CONSOLIDATION E&E	05.035	8380	3,600.00	2,030.22	---	1,569.78

Division of Purchasing

Office of Administration Revolving Administrative
Trust Fund (0505)

BID & PERFORM BOND REFUND	05.045	7349	3,000,000.00	550,000.00	---	2,450,000.00
---------------------------	--------	------	--------------	------------	-----	--------------

Missouri Public Entity Risk Management

Office of Administration Revolving Administrative
Trust Fund (0505)

MOPERM PS	05.150	8471	683,480.00	656,942.42	---	26,537.58
MOPERM E&E	05.150	8472	47,500.00	5,241.26	---	42,258.74

**DEPARTMENT OF INSURANCE,
FINANCIAL INSTITUTIONS AND
PROFESSIONAL REGISTRATION**

DIFP Administrative Fund (0503)

DEPT ADMINISTRATION PS	07.400	3652	145,628.00	135,153.06	---	10,474.94
DEPT ADMINISTRATION E&E	07.400	3653	38,126.00	26,630.99	---	11,495.01
Professional Registration Fees Fund (0689)						
INSURANCE LEASING	13.005	3736	7,474.00	7,098.65	---	375.35
INSURANCE STATE OWNED	13.010	7712	193,487.00	193,487.00	---	---

Professional Registration

Professional Registration Fees Fund (0689)

EXAMINATION & OTHER FEES	07.465	1010	252,000.00	182,705.00	---	69,295.00
PR ADMINISTRATION PS	07.465	1032	3,498,131.00	3,337,361.41	---	160,769.59
PR ADMINISTRATION E&E	07.465	2207	1,037,295.00	728,116.41	---	309,178.59
PR REFUNDS	07.465	5407	125,000.00	103,450.93	---	21,549.07

**STATE OF MISSOURI
SUMMARY OF APPROPRIATION ACTIVITY
INTERNAL SERVICE FUNDS
FOR THE APPROPRIATION YEAR 2017**

	<u>H.B. No.</u>	<u>Appr. No.</u>	<u>Appropriations</u>	<u>Expenditures and Transfers Out</u>	<u>Reappropriations to 2018</u>	<u>Lapse of Appropriations</u>
<u>DEPARTMENT OF ECONOMIC DEVELOPMENT</u>						
Economic Development Administrative Fund (0547)						
DED STATE OWNED	13.010	7706	44,357.00	43,562.96	---	794.04
<u>Administrative Services</u>						
Economic Development Administrative Fund (0547)						
REFUNDS	07.005	0812	12,000.00	---	---	12,000.00
ADMINISTRATIVE SVS E&E	07.005	2174	347,173.00	78,267.56	---	268,905.44
ADMINISTRATIVE SVS PS	07.005	3614	807,310.00	784,143.83	---	23,166.17
<u>Division of Business and Community Services</u>						
Economic Development Administrative Fund (0547)						
SALES PS	07.015	2404	7,088.00	---	---	7,088.00
MARKETING PS	07.015	2430	45,447.00	1,339.50	---	44,107.50
<u>DEPARTMENT OF MENTAL HEALTH</u>						
Mental Health Interagency Payments Fund (0109)						
REFUNDS	10.030	4417	100.00	---	---	100.00
Inmate Fund (0540)						
REFUNDS	10.030	4418	100.00	---	---	100.00
<u>Division of Alcohol and Drug Abuse</u>						
Mental Health Interagency Payments Fund (0109)						
ADA TREATMENT SERVICES	10.110	7648	30,000.00	---	---	30,000.00
Inmate Fund (0540)						
ADA TREATMENT SVC	10.110	1047	3,513,779.00	3,013,779.00	---	500,000.00
<u>Division of Comprehensive Psychiatric Services</u>						
Mental Health Interagency Payments Fund (0109)						
ADULT COMMUNITY PROGRAM	10.210	1856	1,310,572.00	1,310,572.00	---	---

FULTON STATE HOSPITAL E&E	10.300	5273	250,000.00	93,352.43	---	156,647.57
YOUTH COMMUNITY PROGRAM	10.225	7425	600,000.00	599,995.24	---	4.76
<u>Division of Development Disabilities</u>						
Mental Health Interagency Payments Fund (0109)						
DFS CLIENTS	10.410	0399	11,077,650.00	5,805,085.76	---	5,272,564.24
COMMUNITY PROGRAMS	10.410	7649	572,165.00	556.00	---	571,609.00
<u>DEPARTMENT OF NATURAL RESOURCES</u>						
Natural Resources Cost Allocation Fund (0500)						
REFUND ACCOUNTS	06.315	2738	3,478.00	---	---	3,478.00
DNR LEASING	13.005	4307	1,171,191.00	1,087,710.13	---	83,480.87
DNR STATE OWNED	13.010	7690	518,559.00	518,559.00	---	---
<u>Department Operations</u>						
Natural Resources Cost Allocation Fund (0500)						
DEPT OPERATIONS PS	06.200	1813	2,371,791.00	2,368,953.28	---	2,837.72
DEPT OPERATIONS E&E	06.200	1815	534,389.00	472,858.50	---	61,530.50
<u>Division of Environmental Quality</u>						
Natural Resources Cost Allocation Fund (0500)						
ENVIRONMENTAL QUALITY PS	06.225	1873	282,151.00	281,892.99	---	258.01
ENVIRONMENTAL QUALITY E&E	06.225	1879	151,837.00	65,812.56	---	86,024.44
REGIONAL OFFICES PS	06.225	7316	387,202.00	335,812.12	---	51,389.88
<u>Missouri Geological Survey</u>						
Natural Resources Cost Allocation Fund (0500)						
MGS OPERATIONS PS	06.260	2402	16,748.00	15,254.79	---	1,493.21
MGS OPERATIONS E&E	06.260	2409	4,105.00	1,788.97	---	2,316.03
<u>Missouri State Parks</u>						
Natural Resources Cost Allocation Fund (0500)						
STATE PARK OPERATION PS	06.285	1952	907,946.00	791,503.17	---	116,442.83
STATE PARK OPERATION E&E	06.285	1953	68,159.00	61,060.31	---	7,098.69
<u>DEPARTMENT OF PUBLIC SAFETY</u>						
<u>Adjutant General</u>						
Adjutant General Revolving Fund (0530)						
A G ARMORY RENTALS	08.270	4767	25,000.00	10,000.00	---	15,000.00

**STATE OF MISSOURI
SUMMARY OF APPROPRIATION ACTIVITY
INTERNAL SERVICE FUNDS
FOR THE APPROPRIATION YEAR 2017**

	H.B. No.	Appr. No.	Appropriations	Expenditures and Transfers Out	Reappropriations to 2018	Lapse of Appropriations
<u>DEPARTMENT OF SOCIAL SERVICES</u>						
<u>Division of Finance and Administrative Services</u>						
Social Services Administrative Trust Fund (0545)						
FINANCE & ADMIN SRVS PS	11.040	3115	4,149.00	---	---	4,149.00
FINANCE & ADMIN SRVS E&E	11.040	3116	317.00	---	---	317.00
CENTRALIZED INVENTORY SYS	11.040	3119	1,200,000.00	905,336.27	---	294,663.73
<u>DEPARTMENT OF CORRECTIONS</u>						
Working Capital Revolving Fund (0510)						
FUEL AND UTILITIES	09.045	4281	1,425,607.00	1,425,272.92	---	334.08
CORRECTIONS LEASING	13.005	6073	248,165.00	154,502.76	---	93,662.24
Inmate Fund (0540)						
REENTRY E&E	09.010	5539	199,500.00	82,062.86	---	117,437.14
<u>Division of Human Services</u>						
Inmate Fund (0540)						
DHS STAFF PS	09.035	6067	143,688.00	50,105.49	---	93,582.51
DHS STAFF E&E	09.035	6068	34,068.00	---	---	34,068.00
<u>Division of Offender Rehabilitative Services</u>						
Working Capital Revolving Fund (0510)						
VOCATIONAL ENTERPRIS E&E	09.220	2776	22,000,000.00	16,460,893.07	---	5,539,106.93
VOCATIONAL ENTERPRISES PS	09.220	2967	7,178,490.00	5,707,219.67	---	1,471,270.33
<u>Division of Adult Institutions</u>						
Inmate Fund (0540)						
BOONVILLE CORR CTR	09.120	1083	36,265.00	---	---	36,265.00
OZARK CORR CTR PS	09.095	1996	278,851.00	---	---	278,851.00
TIPTON CORR CTR	09.145	6069	93,719.00	---	---	93,719.00
CHILLICOTHE CORR CTR PS	09.115	6112	29,756.00	---	---	29,756.00
KC REENTRY CENTER PS	09.185	9366	50,348.00	42,745.00	---	7,603.00
<u>Division of Probation and Parole</u>						
Inmate Fund (0540)						
RESIDENTIAL TRTMNT FAC	09.245	1467	3,989,458.00	3,529,854.73	---	459,603.27

ELECTRONIC MONITORING	09.250	2228	1,780,289.00	779,684.72	---	1,000,604.28
LOCAL SENTENCING INITIAT	09.240	2302	40,000.00	36,480.00	---	3,520.00
P&P STAFF E&E	09.225	6071	4,703,605.00	879,384.25	---	3,824,220.75

Subtotals			264,063,580.00	208,628,633.53	241,582.00	55,193,364.47
-----------	--	--	----------------	----------------	------------	---------------

Appropriated Transfers Out To:

State Legal Expense Fund (0692)	05.120	T234	17,435.00	---	---	17,435.00
General Revenue Fund (0101)	05.525	T285	967,900.00	744,219.00	---	223,681.00
Social Security Contributions Fund (0702)	05.450	T293	3,597,370.00	3,299,600.06	---	297,769.94
State Retirement Contributions Fund (0701)	05.465	T297	9,937,099.00	7,911,861.81	---	2,025,237.19
Missouri Consolidated Health Care Plan						
Benefit Fund (0765)	05.490	T304	11,057,377.00	10,520,909.95	---	536,467.05
Office of Administration Revolving Administrative						
Trust Fund (0505)	05.255	T541	510.00	510.00	---	---
MO Revolving Info Tech Trust Fund (0980)	05.255	T541	1,020.00	1,020.00	---	---
DIFP Administrative Fund (0503)	07.405	T896	200,000.00	152,113.00	---	47,887.00
State Board of Nursing Fund (0635)	07.550	T902	320,000.00	10,000.00	---	310,000.00
E-Procurement and State Technology Fund (0495)	05.030	T979	2,000,000.00	1,151,275.18	---	848,724.82

Subtotals			28,098,711.00	23,791,509.00	---	4,307,202.00
-----------	--	--	---------------	---------------	-----	--------------

Totals			\$ 292,162,291.00	\$ 232,420,142.53	\$ 241,582.00	\$ 59,500,566.47
--------	--	--	-------------------	-------------------	---------------	------------------

**STATE OF MISSOURI
SUMMARY OF APPROPRIATION ACTIVITY
AGENCY FUNDS
FOR THE APPROPRIATION YEAR 2017**

	<u>H.B. No.</u>	<u>Appr. No.</u>	<u>Appropriations</u>	<u>Expenditures and Transfers Out</u>	<u>Reappropriations to 2018</u>	<u>Lapse of Appropriations</u>
<u>JUDICIARY</u>						
<u>Circuit Courts</u>						
Circuit Courts Escrow Fund (0718)						
CIRCUIT COURT DEBT OFFSET	12.320	1209	\$ 2,518,749.00	\$ 2,069,224.06	\$ ---	\$ 449,524.94
CIRCUIT CT DEBT OFFSET EE	12.320	1210	5,500.00	---	---	5,500.00
<u>Debt Offset Escrow Fund</u>						
Debt Offset Escrow Fund (0753)						
DEBT OFFSET ESCROW FUND	12.400	3023	1,200,000.00	1,095,997.65	---	104,002.35
<u>OFFICE OF ADMINISTRATION</u>						
<u>Division of Accounting</u>						
State Retirement Contributions Fund (0701)						
RETIREMENT SYSTEM CONTR	05.470	9179	346,841,559.00	323,245,377.06	---	23,596,181.94
Social Security Contributions Fund (0702)						
OASDHI CONTRIBUTIONS	05.460	0136	161,769,203.00	150,223,633.02	---	11,545,569.98
Missouri Consolidated Health Care Plan Benefit Fund (0765)						
MOCHCP CONTRIBUTIONS	05.495	1335	394,609,336.00	391,951,937.80	---	2,657,398.20
Missouri State Employees' Voluntary Life Insurance Fund (0910)						
VOLUNTARY LIFE INSURANCE	05.505	0045	3,900,000.00	3,566,856.40	---	333,143.60
<u>Division of General Services</u>						
Proceeds of Surplus Property Sales Fund (0710)						
SURPLUS PROP SALE PROCEED	05.095	1181	299,894.00	239,991.09	---	59,902.91
<u>DEPARTMENT OF AGRICULTURE</u>						
<u>Division of Animal Health</u>						
Agriculture Bond Trustee Fund (0756)						
BOND TRUSTEE ACCOUNT	06.095	3120	129,000.00	---	---	129,000.00

DEPARTMENT OF ECONOMIC DEVELOPMENT**Division of Workforce Development**

Missouri Community College Job Retention
Training Program Fund (0717)

JOB RETENTION TRG PRG	07.140	7151	10,000,000.00	6,028,757.02	---	3,971,242.98
-----------------------	--------	------	---------------	--------------	-----	--------------

**DEPARTMENT OF ELEMENTARY AND
SECONDARY EDUCATION****Office of Special Education**

Debt Offset Escrow Fund (0753)

MOAT-DEBT OFFEST ESCROW	02.225	9112	1,000.00	---	---	1,000.00
-------------------------	--------	------	----------	-----	-----	----------

DEPARTMENT OF HIGHER EDUCATION**Higher Education Administration**

Debt Offset Escrow Fund (0753)

LOAN PRGM REFUND OFFSET	03.115	2000	750,000.00	634,585.87	---	115,414.13
-------------------------	--------	------	------------	------------	-----	------------

CC TAX REFUND OFFSET	03.200	3386	2,556,000.00	2,344,626.88	---	211,373.12
----------------------	--------	------	--------------	--------------	-----	------------

Proprietary School Bond Fund (0760)

PROPRIETARY SCHOOL BOND	03.015	7986	400,000.00	---	---	400,000.00
-------------------------	--------	------	------------	-----	-----	------------

State Colleges and Universities

Debt Offset Escrow Fund (0753)

STATE TECH COLLEGE OF MO	03.205	0076	30,000.00	---	---	30,000.00
--------------------------	--------	------	-----------	-----	-----	-----------

UNIVERSITY OF CENTRAL MO	03.210	2004	200,000.00	157,337.19	---	42,662.81
--------------------------	--------	------	------------	------------	-----	-----------

SOUTHEAST MO STATE UNIV	03.215	2008	200,000.00	103,521.41	---	96,478.59
-------------------------	--------	------	------------	------------	-----	-----------

MO STATE UNIVERSITY	03.220	2011	300,000.00	300,000.00	---	---
---------------------	--------	------	------------	------------	-----	-----

LINCOLN UNIVERSITY	03.225	2014	200,000.00	34,897.41	---	165,102.59
--------------------	--------	------	------------	-----------	-----	------------

TRUMAN STATE UNIVERSITY	03.230	2017	200,000.00	8,429.87	---	191,570.13
-------------------------	--------	------	------------	----------	-----	------------

NORTHWEST MO STATE UNIV	03.235	2020	200,000.00	97,282.27	---	102,717.73
-------------------------	--------	------	------------	-----------	-----	------------

MO SOUTHERN ST UNIVERSITY	03.240	2023	200,000.00	3,162.01	---	196,837.99
---------------------------	--------	------	------------	----------	-----	------------

MO WESTERN ST UNIVERSITY	03.245	2026	200,000.00	197,976.94	---	2,023.06
--------------------------	--------	------	------------	------------	-----	----------

HARRIS STOWE ST UNIV	03.250	2030	200,000.00	35,527.71	---	164,472.29
----------------------	--------	------	------------	-----------	-----	------------

UNIV OF MISSOURI CAMPUSES	03.255	2034	1,400,000.00	1,018,857.00	---	381,143.00
---------------------------	--------	------	--------------	--------------	-----	------------

**DEPARTMENT OF HEALTH AND
SENIOR SERVICES**

Debt Offset Escrow Fund (0753)

DEBT OFFSET ESCROW	10.615	0258	20,000.00	7,541.70	---	12,458.30
--------------------	--------	------	-----------	----------	-----	-----------

**STATE OF MISSOURI
SUMMARY OF APPROPRIATION ACTIVITY
AGENCY FUNDS
FOR THE APPROPRIATION YEAR 2017**

	<u>H.B. No.</u>	<u>Appr. No.</u>	<u>Appropriations</u>	<u>Expenditures and Transfers Out</u>	<u>Reappropriations to 2018</u>	<u>Lapse of Appropriations</u>
<u>Division of Community and Public Health</u>						
Breast Cancer Awareness Trust Fund (0915)						
DIV COMM&PUBLIC HLTH PROG	10.710	8370	5,000.00	2,638.71	---	2,361.29
<u>DEPARTMENT OF LABOR AND INDUSTRIAL RELATIONS</u>						
<u>Division of Employment Security</u>						
Debt Offset Escrow Fund (0753)						
DEBT OFFSET ESCROW FUND	07.900	2146	5,000,000.00	1,072,254.79	---	3,927,745.21
<u>DEPARTMENT OF MENTAL HEALTH</u>						
Debt Offset Escrow Fund (0753)						
REFUNDS	10.030	1837	100,000.00	5,355.20	---	94,644.80
<u>DEPARTMENT OF PUBLIC SAFETY</u>						
<u>Adjutant General</u>						
Missouri Military Family Relief Fund (0719)						
MO MILITARY FAMILY RELIEF	08.275	1173	140,000.00	60,515.13	---	79,484.87
MO MIL FAMILY RELIEF E&E	08.275	2925	10,000.00	---	---	10,000.00
<u>DEPARTMENT OF REVENUE</u>						
American Cancer Society, Heartland Division, Inc. Fund (0700)						
INCOME TAX CHECK OFF DIST	04.150	7296	13,500.00	6,288.36	---	7,211.64
ALS Lou Gehrig's Disease Fund (0703)						
INCOME TAX CHECK OFF DIST	04.150	7297	3,500.00	2,325.29	---	1,174.71
Muscular Dystrophy Association Fund (0707)						
INCOME TAX CHECK OFF DIST	04.150	7299	2,500.00	1,300.90	---	1,199.10
Arthritis Foundation Fund (0708)						
INCOME TAX CHECK OFF DIST	04.150	7300	2,500.00	818.41	---	1,681.59
National Multiple Sclerosis Society Fund (0709)						
INCOME TAX CHECK OFF DIST	04.150	7301	3,500.00	2,272.54	---	1,227.46

American Diabetes Association Gateway Area Fund (0713)						
INCOME TAX CHECK OFF DIST	04.150	7302	4,500.00	2,801.55	---	1,698.45
American Heart Association Fund (0714)						
INCOME TAX CHECK OFF DIST	04.150	7303	3,500.00	2,718.09	---	781.91
March of Dimes Fund (0716)						
INCOME TAX CHECK OFF DIST	04.150	7304	6,000.00	1,686.88	---	4,313.12
Debt Offset Escrow Fund (0753)						
DEBT OFFSET	04.120	3985	350,000.00	346,565.20	---	3,434.80
DEBT OFFSET ST RECIPROCAL	04.120	6957	814,119.00	695,333.41	---	118,785.59
Pediatric Cancer Res Trust Fund (0959)						
INCOME TAX CHECK OFF DIST	04.150	1187	3,500.00	3,385.27	---	114.73
American Red Cross Trust Fund (0987)						
INCOME TAX CHECK OFF DIST	04.150	8166	7,000.00	2,561.24	---	4,438.76

DEPARTMENT OF SOCIAL SERVICES

Family Support Division

Debt Offset Escrow Fund (0753)						
DISTRIBUTION PASS THROUGH	11.210	1716	9,000,000.00	2,982,931.84	---	6,017,068.16
Subtotals			943,799,360.00	888,557,273.17	---	55,242,086.83

Appropriated Transfers Out To:

General Revenue Fund (0101)	05.100	T034	328,900.07	328,900.07	---	---
Vocational Rehabilitation Fund (0104)	05.100	T034	5,298.30	5,298.30	---	---
Natural Resources Fund (0140)	05.100	T034	6,762.05	6,762.05	---	---
Health Fund (0143)	05.100	T034	759.60	759.60	---	---
State Emergency Management Fund (0145)	05.100	T034	14,941.58	14,941.58	---	---
Public Safety Fund (0152)	05.100	T034	8,216.10	8,216.10	---	---
Job Development and Training Fund (0155)	05.100	T034	398.70	398.70	---	---
OA Information Technology Fund (0165)	05.100	T034	2,807.21	2,807.21	---	---
Missouri Veterans Commission Fund (0184)	05.100	T034	2,172.60	2,172.60	---	---
Adjutant General Fund (0190)	05.100	T034	13,046.89	13,046.89	---	---
Public Safety - Homeland Security Fund (0193)	05.100	T034	5,175.00	5,175.00	---	---
Federal Drug Seizure Fund (0194)	05.100	T034	14,781.60	14,781.60	---	---
Secretary of State's Technology Trust Account Fund (0266)	05.100	T034	326.70	326.70	---	---
Statewide Court Automation Fund (0270)	05.100	T034	297.90	297.90	---	---
Gaming Commission Fund (0286)	05.100	T034	4,815.90	4,815.90	---	---
Veterans' Commission Capital Improvement Trust Fund (0304)	05.100	T034	3,384.00	3,384.00	---	---
Missouri State Water Patrol Fund (0400)	05.100	T034	2,160.00	2,160.00	---	---

**STATE OF MISSOURI
SUMMARY OF APPROPRIATION ACTIVITY
AGENCY FUNDS
FOR THE APPROPRIATION YEAR 2017**

	H.B. No.	Appr. No.	Appropriations	Expenditures and Transfers Out	Reappropriations to 2018	Lapse of Appropriations
Federal Surplus Property Fund (0407)	05.100	T034	181,781.18	181,781.18	---	---
State Park Earnings Fund (0415)	05.100	T034	188,122.84	188,122.84	---	---
Natural Resources Revolving Services Fund (0425)	05.100	T034	250,344.40	250,344.40	---	---
Land Survey Revolving Service Fund (0426)	05.100	T034	336.72	336.72	---	---
Missouri Veterans' Homes Fund (0460)	05.100	T034	12,029.79	12,029.79	---	---
Natural Resources Cost Allocation Fund (0500)	05.100	T034	240.30	240.30	---	---
State Facility Maintenance and Operation Fund (0501)	05.100	T034	13,085.10	13,085.10	---	---
Office of Administration Revolving Administrative Trust Fund (0505)	05.100	T034	750,070.97	750,070.97	---	---
Working Capital Revolving Fund (0510)	05.100	T034	13,992.62	13,992.62	---	---
Senate Revolving Fund (0535)	05.100	T034	4,471.30	4,471.30	---	---
Economic Development Administrative Fund (0547)	05.100	T034	489.60	489.60	---	---
Division of Finance Fund (0550)	05.100	T034	822.60	822.60	---	---
Local Records Preservation Fund (0577)	05.100	T034	199.54	199.54	---	---
Natural Resources Protection - Air Pollution Permit Fee Subaccount Fund (0594)	05.100	T034	624.60	624.60	---	---
Public Service Commission Fund (0607)	05.100	T034	8,200.80	8,200.80	---	---
Social Services and Other Sources Fund (0610)	05.100	T034	91.80	91.80	---	---
Parks Sales Tax Fund (0613)	05.100	T034	24,306.00	24,306.00	---	---
State Highways and Transportation Department Fund (0644)	05.100	T034	152,647.05	152,647.05	---	---
Grain Inspection Fees Fund (0647)	05.100	T034	12,061.80	12,061.80	---	---
Workers' Compensation Fund (0652)	05.100	T034	176.40	176.40	---	---
Lottery Enterprise Fund (0657)	05.100	T034	10,678.50	10,678.50	---	---
Missouri Land Survey Fund (0668)	05.100	T034	152.55	152.55	---	---
Criminal Record System Fund (0671)	05.100	T034	548.10	548.10	---	---
Highway Patrol Academy Fund (0674)	05.100	T034	90.00	90.00	---	---
Hazardous Waste Fund (0676)	05.100	T034	122.40	122.40	---	---
Professional Registration Fees Fund (0689)	05.100	T034	1,913.54	1,913.54	---	---
Highway Patrol's Motor Vehicle, Aircraft, Watercraft Revolving Fund (0695)	05.100	T034	855,217.74	855,217.74	---	---
DNA Profiling Analysis Fund (0772)	05.100	T034	514.79	514.79	---	---
Justice Assistance Grant Program Fund (0782)	05.100	T034	1,800.00	1,800.00	---	---
Criminal Justice Network and Technology Revolving Fund (0842)	05.100	T034	203.40	203.40	---	---

AgriMissouri Fund (0897)	05.100	T034	260.97	260.97	---	---
Unemployment Compensation Administration Fund (0948)	05.100	T034	158.40	158.40	---	---
Child Support Enforcement Fund (0169)	11.215	T492	245,000.00	---	---	245,000.00
Social Services and Other Sources Fund (0610)	11.215	T494	955,000.00	1,287.60	---	953,712.40
General Revenue Fund (0101)	12.180	T546	100,000.00	26,066.08	---	73,933.92
Inmate Fund (0540)	09.225	T623	1,300,000.00	1,300,000.00	---	---
General Revenue Fund (0101)	04.145	T989	3,000.00	77.51	---	2,922.49
			<u>5,503,000.00</u>	<u>4,227,431.19</u>	<u>---</u>	<u>1,275,568.81</u>
Subtotals						
			<u>\$ 949,302,360.00</u>	<u>\$ 892,784,704.36</u>	<u>\$ ---</u>	<u>\$ 56,517,655.64</u>
Totals						

**STATE OF MISSOURI
SUMMARY OF APPROPRIATION ACTIVITY
PRIVATE PURPOSE TRUST FUNDS
FOR THE APPROPRIATION YEAR 2017**

	<u>H.B. No.</u>	<u>Appr. No.</u>	<u>Appropriations</u>	<u>Expenditures and Transfers Out</u>	<u>Reappropriations to 2018</u>	<u>Lapse of Appropriations</u>
<u>EXECUTIVE</u>						
<u>State Treasurer</u>						
Abandoned Fund Account Fund (0863)						
STATE TREASURER PS	12.150	0870	\$ 597,664.00	\$ 572,263.46	\$ ---	\$ 25,400.54
STATE TREASURER E&E	12.150	0872	98,600.00	67,324.54	---	31,275.46
AF ADVERTISING & AUCTIONS	12.150	1321	1,475,000.00	1,469,143.11	---	5,856.89
AF CLAIMS	12.160	3173	43,400,000.00	43,082,600.13	---	317,399.87
<u>DEPARTMENT OF HIGHER EDUCATION</u>						
<u>State Colleges and Universities</u>						
State Seminary Fund (0872)						
SEMINARY FUND INVESTMENTS	03.285	0633	3,000,000.00	---	---	3,000,000.00
<u>DEPARTMENT OF SOCIAL SERVICES</u>						
<u>Children's Division</u>						
Alternative Care Trust Fund (0905)						
FOSTER CARE CHILDRENS ACC	11.300	8181	16,500,000.00	11,637,353.02	---	4,862,646.98
Subtotals			65,071,264.00	56,828,684.26	---	8,242,579.74
<u>Appropriated Transfers Out To:</u>						
General Revenue Fund (0101)	05.525	T285	750.00	---	---	750.00
Social Security Contributions Fund (0702)	05.450	T293	47,463.00	41,096.06	---	6,366.94
State Retirement Contributions Fund (0701)	05.465	T297	109,232.00	100,863.95	---	8,368.05
Missouri Consolidated Health Care Plan						
Benefit Fund (0765)	05.490	T304	167,549.00	155,668.58	---	11,880.42
General Revenue Fund (0101)	12.170	T547	62,092,534.00	62,092,533.96	---	0.04
Mental Health Trust Fund (0926)	10.035	T938	100,000.00	31,933.28	---	68,066.72
State Public School Fund (0817)	12.190	T973	2,137,874.00	2,137,873.09	---	0.91
Subtotals			64,655,402.00	64,559,968.92	---	95,433.08
Totals			\$ 129,726,666.00	\$ 121,388,653.18	\$ ---	\$ 8,338,012.82

STATE OF MISSOURI
NOTES TO THE APPROPRIATION ACTIVITY REPORT
APPROPRIATION YEAR 2017

Note 1 – Basis of Accounting

The Appropriation Activity Report is prepared on a budgetary (non-GAAP) basis of accounting that records revenues when cash is received and expenditures when the liabilities are recorded.

Revenues and expenditures are reported during a twelve-month period, July 1 through June 30. During a one-month lapse period that ends July 31, corrections can be made to the revenues and expenditures processed during the period July 1 through June 30.

Note 2 – General Fund

The General Fund includes General Revenue Funds and Federal Funds.

<u>Fund Number</u>	<u>Fund Name</u>
General Revenue Funds:	
0100	Budget Reserve
0101	General Revenue
0103	Missouri Farmland Trust
0108	Uncompensated Care
0124	Facilities Maintenance Reserve
0128	State Property Preservation
0131	Marguerite Ross Barnett Scholarship
0139	Intergovernmental Transfer
0142	Federal Reimbursement Allowance
0144	Pharmacy Reimbursement Allowance
0161	Title XIX – Patient Placement - GR
0164	State Treasurer's General Operations
0169	Child Support Enforcement
0172	Missouri Technology Investment
0173	Microenterprise Loan
0174	Missouri Water Development
0176	General Revenue Reimbursements
0177	Missouri Humanities Council Trust
0198	Post Closure
0250	Missouri Capital Access Program
0265	Medical Clinics in Medically Underserved Areas
0273	Missouri Small Business Incubators
0276	Health Access Incentive
0280	Business Extension Service Team
0283	Energy Analysis Account
0284	Independent Living Center
0418	Missouri Moves
0421	MO Senior Srvs Protection
0435	Habilitation Center Room and Board
0438	Martin Luther King Jr. State Celebration Commission
0470	Tax Amnesty
0491	Higher Education Capital
0495	E-Procurement and State Technology
0497	Surplus Revenue

STATE OF MISSOURI
NOTES TO THE APPROPRIATION ACTIVITY REPORT
APPROPRIATION YEAR 2017

Note 2 – General Fund (continued)

<u>Fund Number</u>	<u>Fund Name</u>
General Revenue Funds:	
0537	Quality Improvement Revolving
0541	Dual Credit Scholarship
0556	Youth Service and Conservation Corps
0564	Nurse Training Incentive
0567	International Promotions Revolving
0571	Missouri Qualified Fuel Ethanol Producer Incentive
0583	Port Authority AIM Zone
0590	Missouri CASA
0593	Major Economic Convention Event in Missouri
0595	Regional Convention and Sports Complex
0598	Health Professional Student Loan and Loan Repayment Program
0599	Video Instructional Development and Educational Opportunity
0600	Missouri Job Development
0603	Attorney General's Court Costs
0605	Missouri Breeders
0625	Healthy Families Trust
0626	State Guaranty Student Loan
0631	Merchandising Practices Revolving
0643	Healthy Families Trust Fund-Tobacco Prevention, Education and Cessation Account
0648	Petition Audit Revolving Trust
0651	Excellence in Education
0655	Missouri Prospective Teachers Loan
0656	Environmental Radiation Monitoring
0658	Department of Health – Donated
0664	Infrastructure Development
0666	Antitrust Revolving
0667	Energy Set-Aside Program
0674	Highway Patrol Academy
0686	State Elections Subsidy
0692	State Legal Expense
0715	ADA Compliance
0722	Office of Administration Donated
0723	Grants and Contributions
0724	Long-Term Support UPL
0725	Blind Pension Premium
0730	Biodiesel Fuel Revolving
0732	After-School Retreat Reading and Assessment Grant Program
0733	Drug Court Resources
0734	Missouri Senior Rx
0741	Investors Restitution
0743	Missouri Commission for the Deaf and Hard of Hearing
0761	MoSMART
0766	State Supplemental Downtown Development

STATE OF MISSOURI
NOTES TO THE APPROPRIATION ACTIVITY REPORT
APPROPRIATION YEAR 2017

Note 2 – General Fund (continued)

<u>Fund Number</u>	<u>Fund Name</u>
General Revenue Funds:	
0767	State Supplemental Rural Development
0773	Coordinating Board for Early Childhood
0777	Missouri Qualified Biodiesel Producer Incentive
0793	Highway Patrol Expense
0799	Fire Safety Standards Loan
0808	MO Sci/Tech/Eng/Math Initiative
0815	Multipurpose Water Resource Program
0818	AH Comm Ed Due Process Hearing
0822	Library Networking
0829	Investor Education and Protection
0830	Property Reuse
0835	Community Development
0840	Academic Scholarship
0856	Advantage Missouri Trust
0861	Innovation Education Campus
0862	Charter Public School Commission Trust
0875	Controlled Substances Cleanup
0885	Premium
0888	Fine Collections Center Interest Revolving
0889	Assistive Technology Loan Revolving
0894	National Guard Pilot Instruction Program
0899	Childhood Lead Testing
0907	Downtown Revitalization Preservation
0914	Livestock Feed Crop Input Loan
0916	Entrepreneurial Development and Intellectual Property Right Protection
0920	School for the Blind Trust
0922	School for the Deaf Trust
0925	Institution Gift Trust
0928	Secretary of State – Wolfner State Library
0930	DMH Local Tax Matching
0935	Energy Futures
0936	Criminal Nonsupport Court Resources
0939	Line of Duty Compensation
0943	Teacher Choice Compensation
0944	Trauma-Informed Schools Pilot Program
0950	Children’s Special Health Care Needs
0955	A+ Schools
0961	Concealed Carry Permit
0971	MO Youth Challenge Foundation
0974	Recovery Audit and Compliance
0979	Foster Care and Adoptive Parents Retention and Recruitment
0982	Clark & Lewis Discovery
0983	AP Incentive Grant
0985	Puppy Protection Trust
0986	Developmental Disabilities Waiting List Equity Trust

STATE OF MISSOURI
NOTES TO THE APPROPRIATION ACTIVITY REPORT
APPROPRIATION YEAR 2017

Fund Number	Fund Name
----------------	-----------

General Revenue Funds:

Federal Funds:

0104-0199	<i>(excluding Fund Numbers listed above and 0109, 0134, 0160, 0170, and 0196)</i>
0417	Inter-Agency Council
0610	Social Services Federal & Other Sources
0663	Missouri Disaster
0697	Abandoned Mined Reclamation
0727	DYS Child Benefits
0737	GEAR-UP Scholarship Program
0782	Justice Assistance Grant Program
0866	Energy Federal
0948	Unemployment Compensation Administration
0995	Show-Me Heroes
2000-2082	Federal Budget Stabilization
2200-2296	Federal Stimulus

This reporting is consistent with Missouri's Comprehensive Annual Financial Report.

Note 3 – General Revenue Fund

Operational results for the General Revenue Fund (Fund 0101) for fiscal year 2017 are as follows:

Revenues

Taxes	\$ 10,248,674,192
Licenses, Fees, and Permits	88,538,926
Sales, Services, Leases and Rentals	18,699,665
Contributions and Intergovernmental	14,035,504
Interest, Penalties, and Unclaimed Property	30,758,183
Refunds	6,578,017
Miscellaneous Revenues	34,533,670
Subtotal	<u>10,441,818,157</u>
Transfers In	<u>1,686,112,806</u>
Total Revenues and Transfers In	<u>12,127,930,963</u>

Expenditures

Personal Service	1,043,534,544
Expense and Equipment	417,823,862
Capital Improvements	2,011,011
Program Specific	5,943,435,001
Refunds	1,415,910,107
Subtotal	<u>8,822,714,525</u>
Transfers Out	<u>3,280,748,740</u>
Total Expenditures and Transfers Out	<u>12,103,463,265</u>
Excess Expenditures and Transfers Out	<u><u>\$ 24,467,698</u></u>

STATE OF MISSOURI
NOTES TO THE APPROPRIATION ACTIVITY REPORT
APPROPRIATION YEAR 2017

Note 4 – Refunds

In fiscal year 2017, refunds in the amount of \$1,509,796,531 for all funds and \$1,418,618,549 for the general revenue funds are reported on a separate line on page 3 and page 5 of this report. Refunds are reported as program specific expenditures on all remaining pages.

Note 5 – Debt Service

Debt Service includes payments made by the Office of Administration and Department of Transportation for the General Obligation Bonds, the Board of Public Building Bonds, Fulton State Hospital Bonds, State Historical Society Bonds, State Road Bonds and certain capital lease payments. Other debt payments are reported as operating costs of the department which pays them.