

# **STATE OF MISSOURI**

## **APPROPRIATION ACTIVITY REPORT**




### **APPROPRIATION YEAR 2018**

**OFFICE OF ADMINISTRATION  
DIVISION OF ACCOUNTING**

# APPROPRIATION ACTIVITY REPORT

## APPROPRIATION YEAR 2018



# STATE OF MISSOURI

**Michael L. Parson**  
**GOVERNOR**

**SARAH H. STEELMAN**  
**COMMISSIONER**  
**OFFICE OF ADMINISTRATION**

**STACY NEAL**  
**DIRECTOR**  
**DIVISION OF ACCOUNTING**

**Michael L. Parson**  
Governor



**Sarah H. Steelman**  
Commissioner

State of Missouri  
**OFFICE OF ADMINISTRATION**  
Division of Accounting  
570 Truman Building, 301 West High Street  
Post Office Box 809  
Jefferson City, Missouri 65102  
(573) 751-2971  
**INTERNET:** <http://www.oe.mo.gov/acct>  
**E-MAIL:** [acctmail@oa.mo.gov](mailto:acctmail@oa.mo.gov)

**Stacy Neal**  
Director

September 28, 2018

The Honorable Michael L. Parson  
Governor of Missouri  
State Capitol  
Jefferson City, Missouri 65101

Dear Governor Parson:

I am pleased to submit the Appropriation Activity Report of the State of Missouri for the appropriation year July 1, 2017 through July 31, 2018.

This report, together with the annual combined financial report of the Missouri Department of Revenue and the Office of the State Treasurer, will fulfill the statutory requirements for financial reporting under Section 32.060 of the Missouri Revised Statutes.

These statements present a comparative analysis of revenues to expenditures and appropriations to expenditures for Appropriation Year 2018. This report also includes a detailed analysis of appropriations and expenditures by departments, fund groups, and major categories. This report is prepared on a budgetary (non-GAAP) basis of accounting. Under the budgetary basis of accounting, revenues are recorded when cash is received and expenditures when the liabilities for them are recorded.

Sincerely,

A handwritten signature in cursive script that reads 'Stacy Neal'.

Stacy Neal  
Director

**STATE OF MISSOURI  
REVENUES - ALL FUNDS AND GENERAL REVENUE FUNDS  
FOR FISCAL YEARS 2018 AND 2017**

	Fiscal Year 2018		Fiscal Year 2017	
	All Funds	General Revenue Funds	All Funds	General Revenue Funds
<b><u>TAXES</u></b>				
Sales and Use Tax	\$ 3,681,482,665	\$ 2,197,028,802	\$ 3,599,816,205	\$ 2,147,158,067
Income Tax	8,197,070,746	8,187,762,773	7,763,362,417	7,753,172,813
Premium Tax	464,523,917	344,252,539	432,560,007	313,865,048
Commodity Tax	136,339,310	32,525,506	138,253,735	31,679,287
Corporation Franchise Tax	2,240,048	2,240,048	2,743,150	2,743,150
Motor Vehicle Fuel/Use Tax	729,178,804	---	735,552,982	---
Inheritance Tax	54,413	54,413	55,785	55,785
Miscellaneous Taxes	530,260,909	134,246,298	500,760,726	110,460,898
Total Taxes	13,741,150,812	10,898,110,379	13,173,105,007	10,359,135,048
<b><u>LICENSES, FEES AND PERMITS</u></b>				
Licenses and Permits	395,997,224	7,671,222	389,798,401	7,706,586
Collection Fees	34,973,527	34,973,353	32,330,843	32,330,443
Registration Fees	45,773,742	36,287,370	45,774,612	35,803,429
Regulatory Fees	66,765,368	827,271	65,726,992	919,403
Inspection Fees	13,786,626	40,025	12,782,362	1,121,089
Court Fees	32,990,320	12,041,617	33,635,353	11,902,652
Financial Institute Exam Fees	12,382,073	---	12,757,400	---
Admission Fees	41,204,836	---	42,421,150	---
Miscellaneous Fees	70,370,941	1,108,521	73,715,552	1,132,362
Total Licenses, Fees and Permits	714,244,657	92,949,379	708,942,665	90,915,964
<b><u>SALES</u></b>				
Bond Sales	133,670,889	---	102,130,224	---
Working Capital Revolving Fund Sales	26,974,444	---	28,006,925	---
Lottery Sales	550,136,435	---	506,939,548	---
Sales	33,985,420	873,518	37,509,735	8,232,599
Total Sales	744,767,188	873,518	674,586,432	8,232,599
<b><u>LEASES AND RENTALS</u></b>				
Concessions and Recreational Rentals and Leases	3,396,628	---	3,327,913	---
Miscellaneous Leases and Rentals	27,657,699	12,981	30,973,950	33,513
Total Leases and Rentals	31,054,327	12,981	34,301,863	33,513

**STATE OF MISSOURI**  
**REVENUES - ALL FUNDS AND GENERAL REVENUE FUNDS**  
**FOR FISCAL YEARS 2018 AND 2017**

	Fiscal Year 2018		Fiscal Year 2017	
	All Funds	General Revenue Funds	All Funds	General Revenue Funds
<b><u>SERVICES</u></b>				
Medicaid Services	468,757,516	4,562,348	355,410,349	4,992,343
Medicare Services	7,123,712	1,632,967	9,098,685	3,617,517
Other Medical Services	5,524,916	4,731,322	5,175,981	4,633,717
Other Services	590,229	---	639,867	1,321
Interagency Services	185,756,742	601,892	187,155,950	587,497
Total Services	667,753,115	11,528,529	557,480,832	13,832,395
<b><u>CONTRIBUTIONS AND INTER- GOVERNMENTAL RECEIPTS</u></b>				
Federal Grants	10,926,529,459	1,628,872,835	10,380,697,889	1,535,420,424
Others	70,402,187	26,057,764	98,183,949	32,121,365
Total Contributions and Intergovernmental Receipts	10,996,931,646	1,654,930,599	10,478,881,838	1,567,541,789
<b><u>INTEREST, PENALTIES AND UNCLAIMED PROPERTIES</u></b>				
Interest	54,665,510	23,349,932	32,714,585	13,369,696
Penalties	37,561,604	9,472,782	45,520,568	29,033,814
Unclaimed Properties	98,969,032	84,986	96,045,299	22,062
Total Interest, Penalties and Unclaimed Properties	191,196,146	32,907,700	174,280,452	42,425,572
<b><u>REFUNDS</u></b>				
Medicare-Medicaid Refunds	769,637,896	6,827,312	745,882,821	1,599,026
School Refunds	5,135,607	3,637,489	5,052,303	3,241,255
Cost Reimbursements	1,131,066	1,131,067	989,773	989,773
Miscellaneous Refunds	7,756,804	1,126,238	7,610,052	1,491,577
Total Refunds	783,661,373	12,722,106	759,534,949	7,321,631
<b><u>MISCELLANEOUS RECEIPTS</u></b>				
Redeposit of Investment/ Loan Principal	107,971,565	---	99,551,777	---
Bond Account	4,976,308	4,976,208	6,843,143	6,796,213
Miscellaneous Receipts	547,338,906	122,164,590	601,088,827	181,677,913
Total Miscellaneous Receipts	660,286,779	127,140,798	707,483,747	188,474,126
<b>TOTAL REVENUES</b>	<b>\$ 28,531,046,043</b>	<b>\$ 12,831,175,989</b>	<b>\$ 27,268,597,785</b>	<b>\$ 12,277,912,637</b>

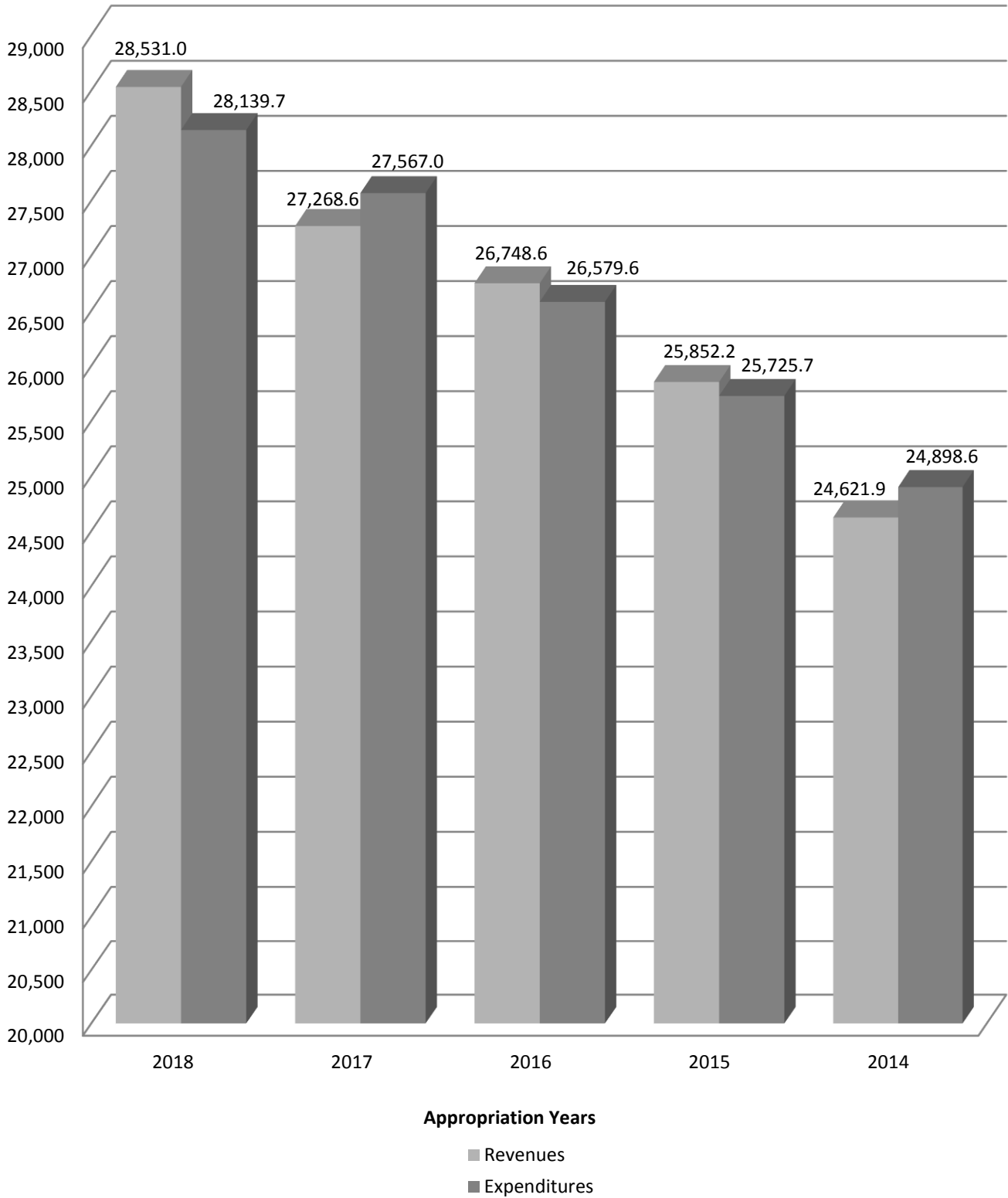
The notes are an integral part of this report.

**STATE OF MISSOURI**  
**SCHEDULE OF REVENUES, EXPENDITURES AND TRANSFERS**  
**FOR THE PAST FIVE YEARS - ALL FUNDS**

	Fiscal Year 2018	Fiscal Year 2017	Fiscal Year 2016	Fiscal Year 2015	Fiscal Year 2014
<b><u>REVENUES AND TRANSFERS IN</u></b>					
Revenues					
Taxes	\$ 13,741,150,812	\$ 13,173,105,007	\$ 12,967,711,234	\$ 12,541,717,374	\$ 11,869,443,677
Licenses, Fees and Permits	714,244,657	708,942,665	710,332,446	695,127,494	679,686,602
Sales, Services, Leases and Rentals	1,309,903,741	1,164,238,903	1,172,810,495	1,068,106,536	1,116,617,509
Bond Sale Proceeds	133,670,889	102,130,224	210,116,282	167,828,087	---
Contributions and Intergovernmental	10,996,931,646	10,478,881,838	10,118,272,195	9,923,155,343	9,601,290,267
Interest, Penalties and Unclaimed Properties	191,196,146	174,280,452	152,862,747	206,738,970	168,018,653
Refunds	783,661,373	759,534,949	782,434,988	572,738,567	565,905,072
Miscellaneous Revenues	660,286,779	707,483,747	634,103,465	676,825,095	620,931,744
Total Revenues	28,531,046,043	27,268,597,785	26,748,643,852	25,852,237,466	24,621,893,524
Total Transfers In	6,981,436,257	7,196,919,595	7,105,485,879	8,974,325,440	8,530,933,555
Total Revenues and Transfers In	\$ 35,512,482,300	\$ 34,465,517,380	\$ 33,854,129,731	\$ 34,826,562,906	\$ 33,152,827,079
	Appropriation Year 2018	Appropriation Year 2017	Appropriation Year 2016	Appropriation Year 2015	Appropriation Year 2014
<b><u>EXPENDITURES AND TRANSFERS OUT</u></b>					
Expenditures					
Personal Service Expense and Equipment	\$ 3,285,811,224	\$ 3,240,596,296	\$ 3,176,085,889	\$ 3,170,114,957	\$ 3,087,988,897
Capital Improvements	1,819,570,683	1,754,235,700	1,738,457,981	1,615,156,512	1,726,725,087
Program Specific	894,447,539	778,342,344	810,808,113	851,988,111	815,159,382
Refunds (Note 4)	20,622,917,059	20,284,032,754	19,371,112,668	18,786,178,564	17,929,150,094
Total Expenditures	1,516,980,867	1,509,796,531	1,483,152,229	1,302,239,194	1,339,570,508
Transfers Out	28,139,727,372	27,567,003,625	26,579,616,880	25,725,677,338	24,898,593,968
Total Expenditures and Transfers Out	6,981,436,257	7,196,919,595	7,105,485,879	8,974,325,440	8,530,933,555
Excess Revenues and Transfers In (Expenditures and Transfers Out)	35,121,163,629	34,763,923,220	33,685,102,759	34,700,002,778	33,429,527,523
	\$ 391,318,671	\$ (298,405,840)	\$ 169,026,972	\$ 126,560,128	\$ (276,700,444)

The notes are an integral part of this report.

**STATE OF MISSOURI  
CHART OF REVENUES AND EXPENDITURES  
FOR THE PAST FIVE YEARS - ALL FUNDS  
Millions of Dollars**



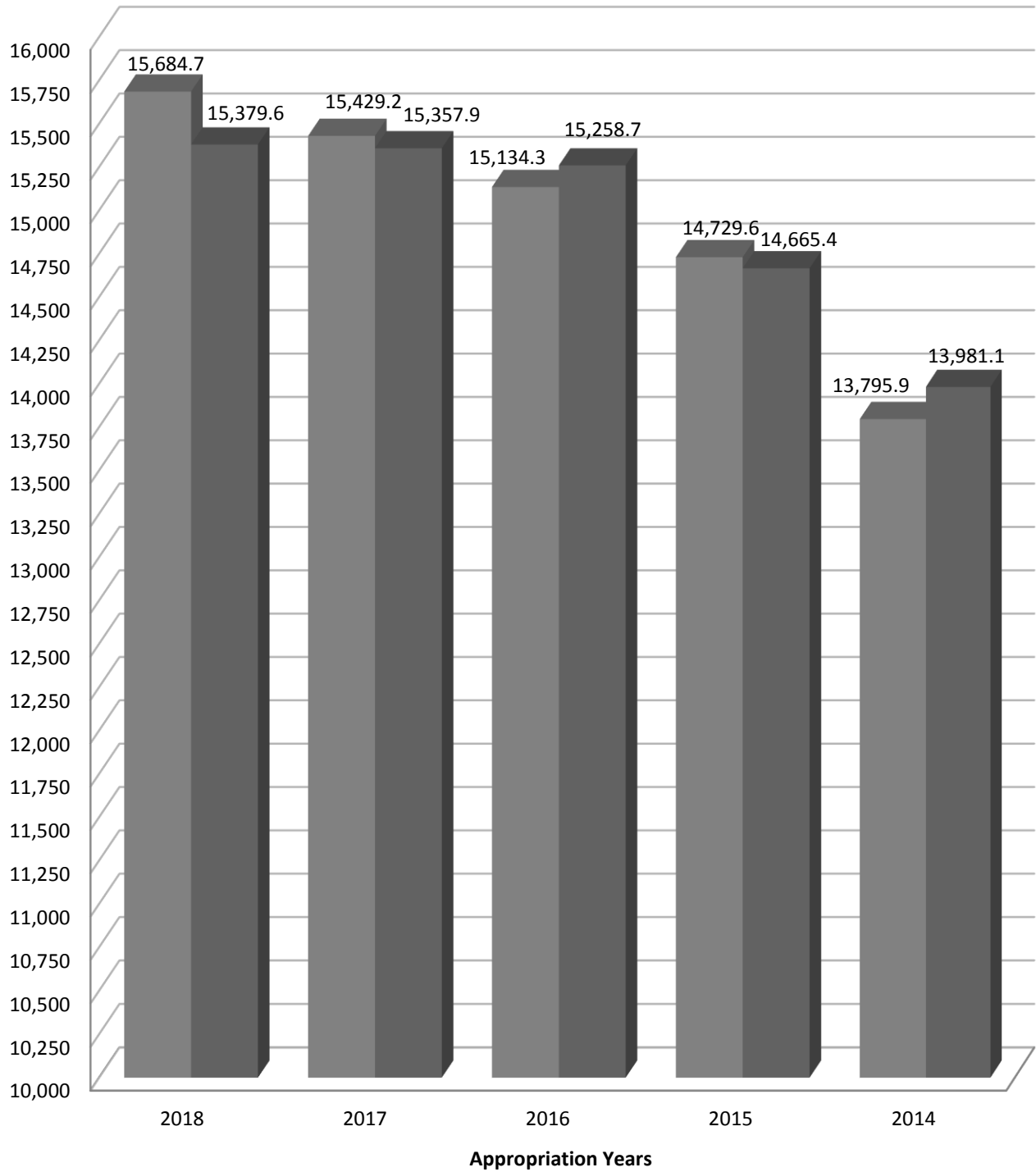
**STATE OF MISSOURI**  
**SCHEDULE OF REVENUES, EXPENDITURES AND TRANSFERS**  
**FOR THE PAST FIVE YEARS - GENERAL REVENUE FUNDS**

	Fiscal Year 2018	Fiscal Year 2017	Fiscal Year 2016	Fiscal Year 2015	Fiscal Year 2014
<b>REVENUES AND TRANSFERS IN</b>					
Revenues					
Sales and Use Tax	\$ 2,197,028,802	\$ 2,147,158,067	\$ 2,110,506,576	\$ 2,014,782,137	\$ 1,968,935,803
Individual Income Tax	7,728,280,525	7,320,814,886	7,173,379,139	6,889,756,401	6,407,762,438
Corporate Income Tax	459,482,248	432,357,927	466,496,555	526,559,234	479,259,473
County Foreign Insurance Tax	309,944,094	280,409,451	247,271,010	239,199,446	202,591,569
Liquor Taxes and Licenses	26,730,814	25,601,633	24,760,965	27,591,588	27,227,515
Beer Taxes and Licenses	7,437,211	7,666,892	7,798,378	7,708,889	7,887,262
Corporation Franchise Tax	2,240,048	2,743,150	19,512,409	32,211,295	61,314,630
Inheritance Tax	54,413	55,785	56,183	92,215	129,700
Miscellaneous Taxes	168,554,743	143,916,496	141,568,353	132,052,564	136,089,564
Interest on Deposits and Investments	23,349,932	13,369,696	11,527,157	10,430,841	12,446,857
Licenses, Fees and Permits	91,306,860	89,326,725	88,065,504	88,927,987	82,227,408
Sales, Services, Leases and Rentals	12,415,028	22,098,507	11,277,772	8,353,515	8,223,943
Refunds	12,722,106	7,321,631	10,091,720	12,494,533	9,974,574
All Other Sources	1,791,629,165	1,785,071,791	1,695,932,696	1,759,762,882	1,620,158,525
<b>Total Revenues</b>	<b>12,831,175,989</b>	<b>12,277,912,637</b>	<b>12,008,244,417</b>	<b>11,749,923,527</b>	<b>11,024,229,261</b>
<b>Total Transfers In</b>	<b>2,853,495,393</b>	<b>3,151,271,787</b>	<b>3,126,066,935</b>	<b>2,979,680,923</b>	<b>2,771,688,874</b>
<b>Total Revenues and Transfers In</b>	<b>\$ 15,684,671,382</b>	<b>\$ 15,429,184,424</b>	<b>\$ 15,134,311,352</b>	<b>\$ 14,729,604,450</b>	<b>\$ 13,795,918,135</b>
	Appropriation Year 2018	Appropriation Year 2017	Appropriation Year 2016	Appropriation Year 2015	Appropriation Year 2014
<b>EXPENDITURES AND TRANSFERS OUT</b>					
Expenditures					
Personal Service	\$ 1,057,193,411	\$ 1,052,885,210	\$ 1,032,166,433	\$ 1,030,946,467	\$ 999,402,979
Expense and Equipment	489,477,224	467,550,704	447,850,678	443,713,182	426,683,546
Capital Improvements	7,442,727	12,466,150	34,590,866	44,213,463	19,630,823
Program Specific	8,147,627,146	7,895,220,383	7,821,696,678	5,509,545,630	5,289,024,441
Refunds (Note 4)	1,437,942,860	1,418,618,549	1,407,570,815	1,225,462,280	1,281,115,329
<b>Total Expenditures</b>	<b>11,139,683,368</b>	<b>10,846,740,996</b>	<b>10,743,875,470</b>	<b>8,253,881,022</b>	<b>8,015,857,118</b>
<b>Transfers Out</b>	<b>4,239,895,628</b>	<b>4,511,111,526</b>	<b>4,514,870,662</b>	<b>6,411,519,155</b>	<b>5,965,261,654</b>
<b>Total Expenditures and Transfers Out</b>	<b>15,379,578,996</b>	<b>15,357,852,522</b>	<b>15,258,746,132</b>	<b>14,665,400,177</b>	<b>13,981,118,772</b>
<b>Excess Revenues and Transfers In (Expenditures and Transfers Out)</b>	<b>\$ 305,092,386</b>	<b>\$ 71,331,902</b>	<b>\$ (124,434,780)</b>	<b>\$ 64,204,273</b>	<b>\$ (185,200,637)</b>

The notes are an integral part of this report.



**STATE OF MISSOURI  
 CHART OF REVENUES, EXPENDITURES AND TRANSFERS  
 FOR THE PAST FIVE YEARS - GENERAL REVENUE FUNDS  
 Millions of Dollars**



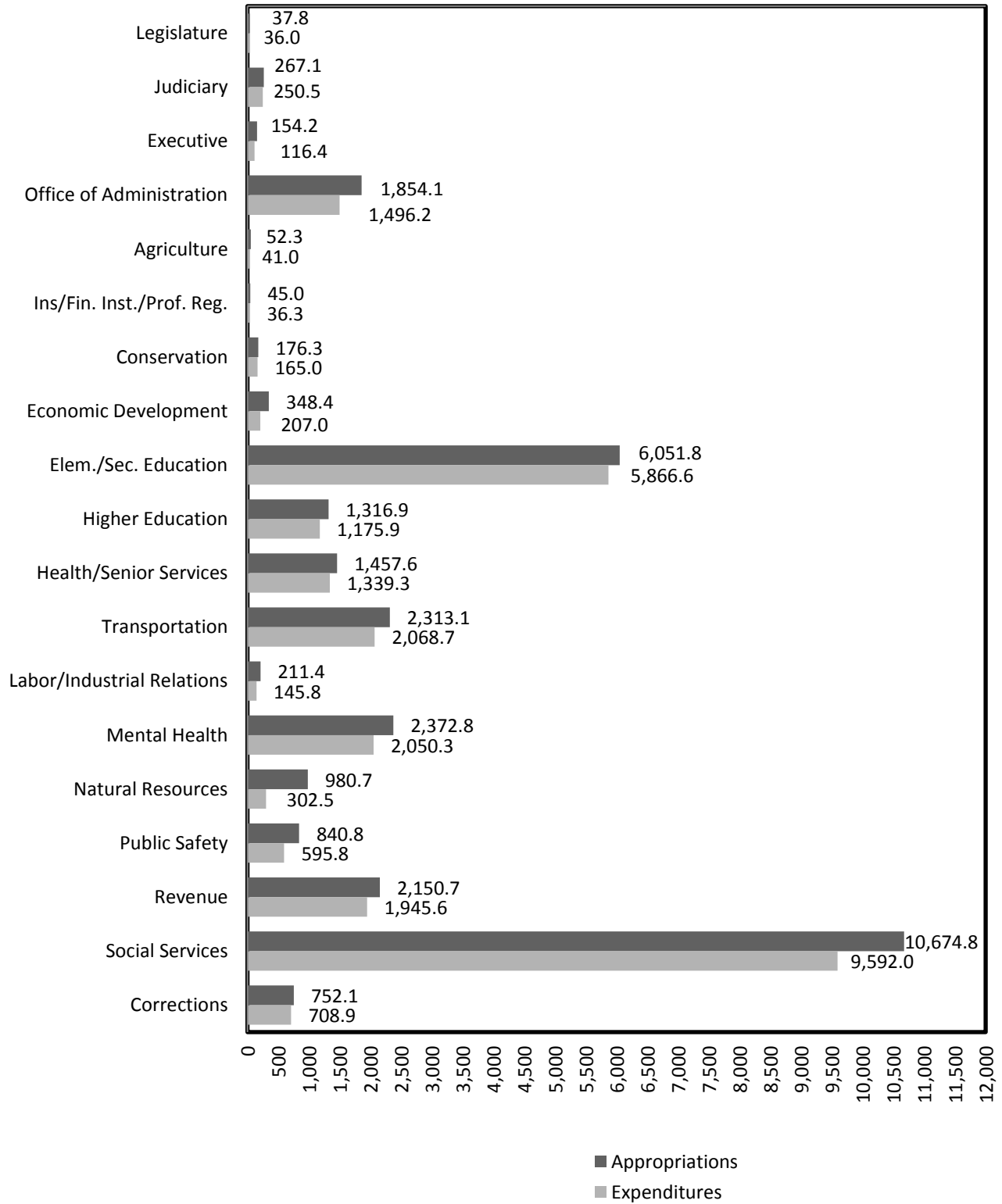
■ Revenues and Transfers  
 ■ Expenditures and Transfers

**STATE OF MISSOURI**  
**SUMMARY OF APPROPRIATION ACTIVITY BY DEPARTMENT**  
**ALL FUNDS**  
**FOR THE APPROPRIATION YEAR 2018**

	Appropriations	Expenditures and Transfers Out June 30, 2018	Lapse Period Corrections and Transfers Out	Total Expenditures and Transfers Out	Reappropriations to 2019	Lapse of Appropriations
Legislature	\$ 37,826,071.00	\$ 35,955,269.83	\$ ---	\$ 35,955,269.83	\$ ---	\$ 1,870,801.17
Judiciary	267,083,950.00	250,499,396.75	(27.67)	250,499,369.08	---	16,584,580.92
Executive	154,225,063.00	116,436,770.96	(1,150.00)	116,435,620.96	---	37,789,442.04
Office of Administration	1,854,145,432.00	1,496,181,164.81	8,857.58	1,496,190,022.39	87,531,160.00	270,424,249.61
Agriculture	52,318,410.00	41,011,178.84	---	41,011,178.84	906,164.00	10,401,067.16
Insurance, Financial Institutions and Professional Registration	45,004,487.00	36,328,136.84	(15.00)	36,328,121.84	---	8,676,365.16
Conservation	176,256,195.00	165,045,762.53	(56,462.14)	164,989,300.39	537.00	11,266,357.61
Economic Development	348,390,701.00	207,186,392.30	(177,706.33)	207,008,685.97	8.00	141,382,007.03
Elementary and Secondary Education	6,051,766,986.00	5,866,564,644.59	(36.60)	5,866,564,607.99	1,627,039.00	183,575,339.01
Higher Education	1,316,892,368.00	1,175,887,655.98	---	1,175,887,655.98	13,892,853.00	127,111,859.02
Health and Senior Services	1,457,642,052.00	1,339,293,413.22	(1,929.44)	1,339,291,483.78	---	118,350,568.22
Transportation	2,313,073,111.00	2,068,683,795.04	1,706.14	2,068,685,501.18	---	244,387,609.82
Labor and Indus- trial Relations	211,438,108.00	145,820,314.58	(6,882.37)	145,813,432.21	620,398.00	65,004,277.79
Mental Health	2,372,836,987.00	2,050,248,212.67	8,467.25	2,050,256,679.92	58,502,441.00	264,077,866.08
Natural Resources	980,684,636.00	302,539,433.76	(760.33)	302,538,673.43	15,434,129.00	662,711,833.57
Public Safety	840,818,938.00	595,837,482.87	(12,546.39)	595,824,936.48	90,737,628.00	154,256,373.52
Revenue	2,150,700,754.00	1,945,615,019.50	---	1,945,615,019.50	---	205,085,734.50
Social Services	10,674,774,968.00	9,591,974,438.70	(3,162.60)	9,591,971,276.10	2,174,085.00	1,080,629,606.90
Corrections	752,104,638.00	708,863,668.07	(3,132.58)	708,860,535.49	6,470,047.00	36,774,055.51
Subtotals	32,057,983,855.00	28,139,972,151.84	(244,780.48)	28,139,727,371.36	277,896,489.00	3,640,359,994.64
Appropriated Transfers Out	8,072,059,854.00	6,981,435,685.93	571.44	6,981,436,257.37	---	1,090,623,596.63
Totals	<u>\$ 40,130,043,709.00</u>	<u>\$ 35,121,407,837.77</u>	<u>\$ (244,209.04)</u>	<u>\$ 35,121,163,628.73</u>	<u>\$ 277,896,489.00</u>	<u>\$ 4,730,983,591.27</u>

The notes are an integral part of this report.

**STATE OF MISSOURI**  
**CHART OF APPROPRIATIONS AND EXPENDITURES BY DEPARTMENT**  
**ALL FUNDS**  
**FOR THE APPROPRIATION YEAR 2018**  
**Millions of Dollars**

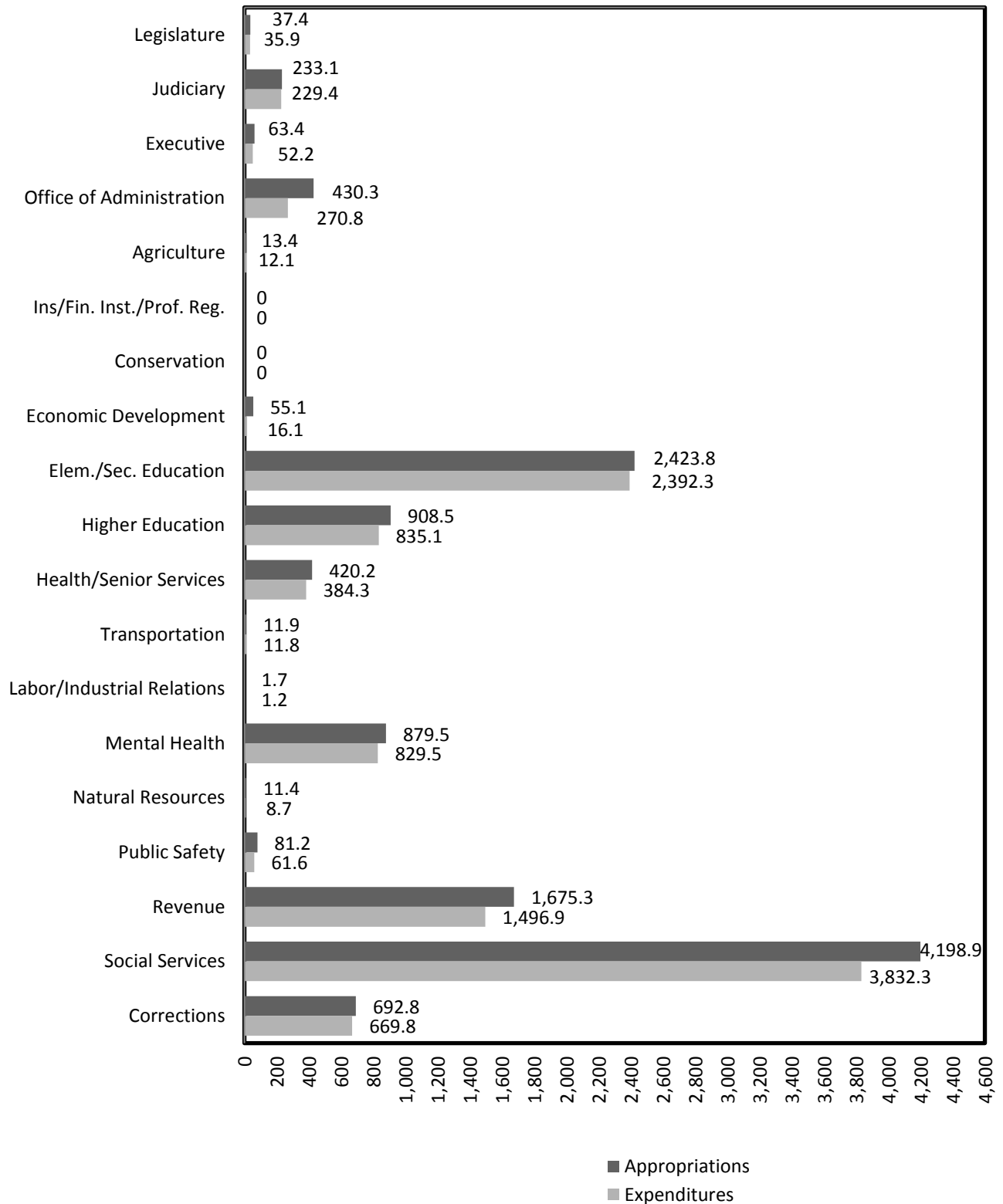


**STATE OF MISSOURI**  
**SUMMARY OF APPROPRIATION ACTIVITY BY DEPARTMENT**  
**GENERAL REVENUE FUNDS**  
**FOR THE APPROPRIATION YEAR 2018**

	Appropriations	Expenditures and Transfers Out June 30, 2018	Lapse Period Corrections and Transfers Out	Total Expenditures and Transfers Out	Reappropriations to 2019	Lapse of Appropriations
Legislature	\$ 37,430,332.00	\$ 35,929,262.17	\$ ---	\$ 35,929,262.17	\$ ---	\$ 1,501,069.83
Judiciary	233,071,231.00	229,350,180.86	422.85	229,350,603.71	---	3,720,627.29
Executive	63,424,790.00	52,174,890.63	(350.00)	52,174,540.63	---	11,250,249.37
Office of Administration	430,287,289.00	270,779,584.29	(5,339.00)	270,774,245.29	32,773,251.00	126,739,792.71
Agriculture	13,371,317.00	12,053,944.76	---	12,053,944.76	871,526.00	445,846.24
Insurance, Financial Institutions and Professional Registration	---	---	---	---	---	---
Conservation	---	---	---	---	---	---
Economic Development	55,079,194.00	16,065,821.00	(10.41)	16,065,810.59	8.00	39,013,375.41
Elementary and Secondary Education	2,423,758,184.00	2,392,296,671.82	(15,091.39)	2,392,281,580.43	1,036,049.00	30,440,554.57
Higher Education	908,540,538.00	835,065,694.42	---	835,065,694.42	2,541,473.00	70,933,370.58
Health and Senior Services	420,221,726.00	384,342,084.55	(2,370.10)	384,339,714.45	---	35,882,011.55
Transportation	11,888,359.00	11,807,535.00	---	11,807,535.00	---	80,824.00
Labor and Indus- trial Relations	1,715,195.00	1,218,398.64	---	1,218,398.64	8.00	496,788.36
Mental Health	879,498,447.00	829,458,632.09	(1,860.63)	829,456,771.46	6,518,974.00	43,522,701.54
Natural Resources	11,410,843.00	8,657,056.75	---	8,657,056.75	8.00	2,753,778.25
Public Safety	81,154,884.00	61,553,667.89	5,542.45	61,559,210.34	2,980,812.00	16,614,861.66
Revenue	1,675,310,427.00	1,496,853,530.01	---	1,496,853,530.01	---	178,456,896.99
Social Services	4,198,915,033.00	3,832,282,551.27	(790.74)	3,832,281,760.53	1,369,497.00	365,263,775.47
Corrections	692,843,727.00	669,817,609.89	(3,901.08)	669,813,708.81	3,809,928.00	19,220,090.19
Subtotals	12,137,921,516.00	11,139,707,116.04	(23,748.05)	11,139,683,367.99	51,901,534.00	946,336,614.01
Appropriated Transfers Out	4,997,804,875.00	4,239,905,246.77	(9,618.35)	4,239,895,628.42	---	757,909,246.58
Totals	<u>\$ 17,135,726,391.00</u>	<u>\$ 15,379,612,362.81</u>	<u>\$ (33,366.40)</u>	<u>\$ 15,379,578,996.41</u>	<u>\$ 51,901,534.00</u>	<u>\$ 1,704,245,860.59</u>

The notes are an integral part of this report.

**STATE OF MISSOURI**  
**CHART OF APPROPRIATIONS AND EXPENDITURES BY DEPARTMENT**  
**GENERAL REVENUE FUNDS**  
**FOR THE APPROPRIATION YEAR 2018**  
**Millions of Dollars**



**STATE OF MISSOURI  
OPERATING COSTS AND FLOW THROUGH PAYMENTS BY DEPARTMENT  
ALL FUNDS  
APPROPRIATION YEAR 2018**

---

Each year State departments receive appropriations. These appropriations include expenditures to operate the department, expenditures made for the benefit of other departments, and distributions to other entities such as local governments or school districts. The "operating costs" are the expenditures made from the department's appropriations which are used to provide that department's services. The "flow through payments" includes expenditures used to fund other entities' or other departments' expenses and distributions to individuals, other entities, or other departments for ultimate expenditure.

An analysis of an agency's operating costs gives a better indication of its effectiveness because operating costs are directly controlled by the agency's management. Flow through payments are normally the result of statutory or grant requirements. The spending of these moneys is more directly controlled by the entity or department which receives the flow through moneys.

The schedule on the following page shows that the moneys appropriated to an agency are not totally used for operation of that agency. This schedule shows appropriated expenditures for appropriation year 2018. However, these figures do not include appropriated expenditures of \$1,486,703,265.45 for refunds for overpayment of taxes and fees or investment of State money.

Expenditures for retirement, social security, health care, reimbursements to Employment Security, and statewide insurance in the amount of \$988,852,003.70 have been allocated to the various departments. Most of the funding was appropriated to the Office of Administration.

The expenditures for debt service are segregated as they represent operating expenditures of the State as a whole. These expenditures are normally administered by the Office of Administration.

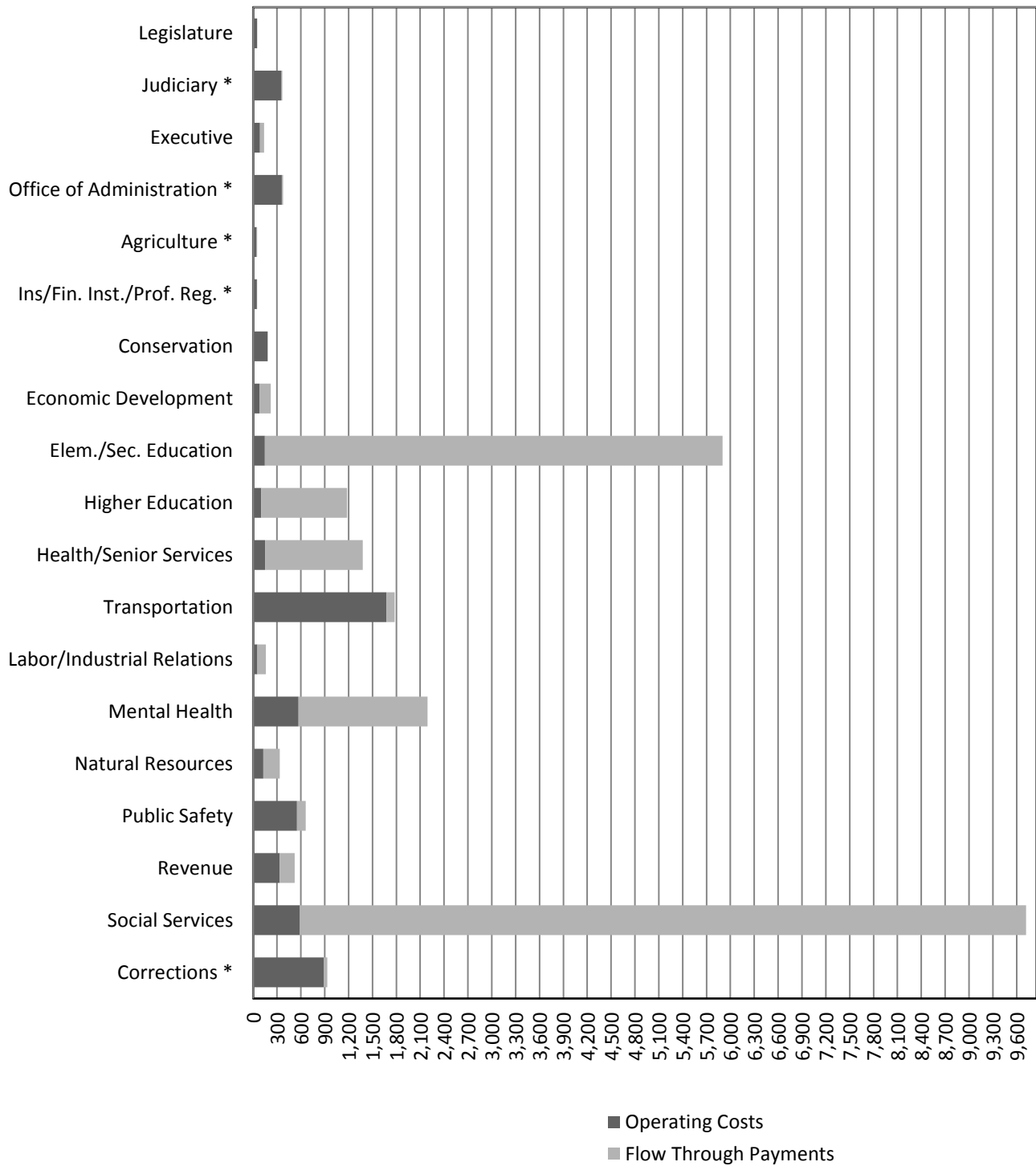
**STATE OF MISSOURI  
OPERATING COSTS AND FLOW THROUGH PAYMENTS BY DEPARTMENT  
ALL FUNDS  
APPROPRIATION YEAR 2018**

---

	Operating Costs	Flow Through Payments
Legislature	\$ 48,741,979.28	\$ ---
Judiciary	357,249,537.67	8,686,549.90
Executive	86,472,355.11	49,531,180.98
Office of Administration (Note 5)	360,274,316.84	15,278,350.87
Agriculture	44,507,485.17	4,853,355.84
Insurance, Financial Institutions and Professional Registration	47,998,729.48	2,054,583.06
Conservation	183,054,993.43	---
Economic Development	78,454,546.05	143,916,848.18
Elementary and Secondary Education	146,589,956.01	5,755,083,468.12
Higher Education	102,348,391.94	1,079,204,090.76
Health and Senior Services	149,299,783.08	1,227,863,678.81
Transportation (Note 5)	1,674,755,705.81	103,437,256.73
Labor and Industrial Relations	53,501,529.45	105,172,524.26
Mental Health	570,744,154.57	1,622,655,620.88
Natural Resources	128,122,660.01	206,247,773.81
Public Safety	551,386,497.52	107,801,023.97
Revenue	334,130,985.62	188,230,587.38
Social Services	584,725,598.78	9,131,782,413.84
Corrections	887,063,425.38	45,696,131.53
Debt Service (Note 5)	466,106,035.79	---
	<u>\$ 6,855,528,666.99</u>	<u>\$ 19,797,495,438.92</u>
Totals		

The notes are an integral part of this report.

**STATE OF MISSOURI**  
**CHART OF OPERATING COSTS AND FLOW THROUGH PAYMENTS BY DEPARTMENT**  
**ALL FUNDS**  
**FOR THE APPROPRIATION YEAR 2018**  
**Millions of Dollars**



\* Immaterial Flow Through amounts not shown on this scale.



**STATE OF MISSOURI  
SUMMARY OF EXPENDITURES BY MAJOR CATEGORY  
AND FUND GROUP AND TRANSFERS OUT BY FUND GROUP  
FOR THE APPROPRIATION YEAR 2018**

	Personal Service	Expense and Equipment	Capital Improvements	Program Specific	Appropriated Transfers Out	Totals
General Fund						
General Revenue Funds	\$ 1,057,193,411.56	\$ 489,477,223.80	\$ 7,442,726.76	\$ 9,585,570,005.87	\$ 4,239,895,628.42	\$ 15,379,578,996.41
Federal Funds	384,219,577.77	323,555,248.26	3,935,707.97	8,059,089,018.19	409,141,718.11	9,179,941,270.30
Special Revenue Funds	417,624,417.55	230,215,309.94	20,049,789.38	3,815,325,139.35	1,823,699,554.24	6,306,914,210.46
Debt Service Funds	---	---	---	245,753,643.56	---	245,753,643.56
Capital Projects Funds	397,019,230.34	375,406,547.26	861,983,847.38	320,713,620.55	16,527,202.76	1,971,650,448.29
Permanent Funds	---	120.00	---	1,880.00	---	2,000.00
Enterprise Funds	65,409,072.53	264,498,888.26	1,016,102.93	16,193,252.01	409,985,953.38	757,103,269.11
Internal Service Funds	46,449,181.66	135,030,358.10	19,364.60	21,420,253.42	26,186,005.37	229,105,163.15
Agency Funds	917,330,515.12	41,089.01	---	18,836,419.48	8,643,133.10	944,851,156.71
Private Purpose Trust Funds	565,817.15	1,345,898.61	---	56,994,692.99	47,357,061.99	106,263,470.74
<b>Totals</b>	<b>\$ 3,285,811,223.68</b>	<b>\$ 1,819,570,683.24</b>	<b>\$ 894,447,539.02</b>	<b>\$ 22,139,897,925.42</b>	<b>\$ 6,981,436,257.37</b>	<b>\$ 35,121,163,628.73</b>

The notes are an integral part of this report.

**STATE OF MISSOURI**  
**SUMMARY OF EXPENDITURES BY DEPARTMENT,**  
**FUND GROUP AND MAJOR CATEGORY AND TRANSFERS OUT BY FUND GROUP**  
**FOR THE APPROPRIATION YEAR 2018**

	General Fund		Special Revenue Funds	Debt Service Funds	Capital Projects Funds	Permanent Funds	Enterprise Funds	Internal Service Funds	Agency Funds	Private Purpose Trust Funds	Totals
	General Revenue Funds	Federal Funds									
Legislature											
Personal Service	\$ 26,945,732.23	\$ ---	\$ 8,828.95	\$ ---	\$ ---	\$ ---	\$ ---	\$ ---	\$ ---	\$ ---	\$ 26,954,561.18
Expense and Equipment	8,970,071.17	---	3,226.20	---	---	---	---	12,660.01	---	---	8,985,957.38
Capital Improvements	7,578.77	---	---	---	---	---	---	---	---	---	7,578.77
Program Specific	5,880.00	---	1,092.50	---	---	---	---	200.00	---	---	7,172.50
Judiciary											
Personal Service	185,852,914.13	2,575,192.79	1,953,153.55	---	---	---	---	---	---	---	190,381,260.47
Expense and Equipment	29,423,291.78	3,156,504.49	5,521,890.98	---	---	---	---	16,449.94	5,500.00	---	38,123,637.19
Capital Improvements	14,572.04	---	---	---	---	---	---	---	---	---	14,572.04
Program Specific	14,059,825.76	359,714.48	5,041,665.42	---	---	---	---	---	2,518,693.72	---	21,979,899.38
Executive											
Personal Service	31,790,041.18	3,364,301.96	3,837,988.38	---	---	---	85,797.00	103,294.97	---	565,817.15	39,747,240.64
Expense and Equipment	14,172,408.69	3,491,787.74	4,071,850.68	---	---	---	---	62,643.00	---	1,345,898.61	23,144,588.72
Capital Improvements	2,468.10	---	---	---	---	---	---	---	---	---	2,468.10
Program Specific	6,209,622.66	3,217,275.82	380,392.24	---	---	---	---	---	---	43,734,032.78	53,541,323.50
Office of Administration											
Personal Service	36,144,522.61	12,746,993.01	2,780,917.84	---	---	---	890,755.92	31,972,523.97	917,330,515.12	---	1,001,866,228.47
Expense and Equipment	90,999,180.88	33,206,509.88	11,096,016.63	---	7,158,119.26	---	2,592,013.77	109,905,622.22	35,589.01	---	254,993,051.65
Capital Improvements	2,026,174.73	---	---	---	---	---	---	---	---	---	2,026,174.73
Program Specific	141,604,367.07	7,322,795.91	2,423,431.86	68,078,268.75	9,617,638.76	---	86,276.12	7,915,937.48	255,851.59	---	237,304,567.54
Agriculture											
Personal Service	3,683,025.86	1,620,975.70	9,594,970.40	---	---	---	1,523,743.20	---	---	---	16,422,715.16
Expense and Equipment	1,483,696.40	937,794.65	4,820,813.19	---	37,760.25	---	4,790,278.50	---	---	---	12,070,342.99
Capital Improvements	2,294,999.05	---	---	---	2,612,032.00	---	---	---	---	---	4,907,031.05
Program Specific	4,592,223.45	1,367,749.03	875,624.60	---	---	---	728,561.74	---	46,930.82	---	7,611,089.64
Insurance, Financial Institutions and Professional Registration											
Personal Service	---	---	24,630,626.54	---	---	---	---	3,309,077.42	---	---	27,939,703.96
Expense and Equipment	---	---	5,064,984.78	---	---	---	---	1,177,064.85	---	---	6,242,049.63
Capital Improvements	---	---	---	---	---	---	---	774.35	---	---	774.35
Program Specific	---	1,161,230.06	940,356.69	---	---	---	---	44,007.15	---	---	2,145,593.90
Conservation											
Personal Service	---	---	78,246,307.26	---	---	---	---	---	---	---	78,246,307.26
Expense and Equipment	---	---	61,568,619.54	---	---	---	---	---	---	---	61,568,619.54
Capital Improvements	---	---	7,683,102.72	---	---	---	---	---	---	---	7,683,102.72
Program Specific	---	---	17,491,270.87	---	---	---	---	---	---	---	17,491,270.87
Economic Development											
Personal Service	2,455,412.68	14,285,331.81	14,074,524.46	---	---	---	---	735,046.11	---	---	31,550,315.06
Expense and Equipment	722,212.58	3,695,643.58	13,092,157.47	---	---	---	---	104,955.85	---	---	17,614,969.48
Capital Improvements	---	---	---	---	---	---	---	---	---	---	---
Program Specific	12,888,185.33	93,684,126.24	47,745,829.82	---	---	---	---	4,693.84	3,520,566.20	---	157,843,401.43
Elementary and Secondary Education											
Personal Service	30,192,194.55	35,382,881.97	236,334.00	---	---	---	---	---	---	---	65,811,410.52
Expense and Equipment	49,384,880.24	18,033,539.45	6,290,269.22	---	2,634,402.62	---	---	---	---	---	76,343,091.53
Capital Improvements	630,263.18	---	---	---	---	---	---	---	---	---	630,263.18
Program Specific	2,312,074,242.46	939,188,607.10	2,472,515,993.20	---	---	---	---	---	1,000.00	---	5,723,779,842.76
Higher Education											
Personal Service	446,593.55	22,736.64	2,150,534.56	---	---	---	---	---	---	---	2,619,864.75
Expense and Equipment	440,935.96	3,620.81	8,582,061.62	---	---	---	---	---	---	---	9,026,618.39
Capital Improvements	---	---	---	---	---	---	---	---	---	---	---
Program Specific	834,178,164.91	839,261.49	247,858,261.02	---	76,457,097.02	---	---	---	4,908,388.40	---	1,164,241,172.84

**STATE OF MISSOURI**  
**SUMMARY OF EXPENDITURES BY DEPARTMENT,**  
**FUND GROUP AND MAJOR CATEGORY AND TRANSFERS OUT BY FUND GROUP**  
**FOR THE APPROPRIATION YEAR 2018**

	General Fund		Special Revenue Funds	Debt Service Funds	Capital Projects Funds	Permanent Funds	Enterprise Funds	Internal Service Funds	Agency Funds	Private Purpose Trust Funds	Totals
	General Revenue Funds	Federal Funds									
<b>Health and Senior Services</b>											
Personal Service	26,357,653.05	44,171,689.75	4,106,246.79	---	---	---	---	---	---	---	74,635,589.59
Expense and Equipment	5,655,619.37	18,297,181.13	5,964,991.86	---	---	120.00	---	---	---	---	29,917,912.36
Capital Improvements	---	---	---	---	---	---	---	---	---	---	---
Program Specific	352,326,442.03	877,849,144.28	4,560,515.52	---	---	1,880.00	---	---	---	---	1,234,737,981.83
<b>Transportation</b>											
Personal Service	---	973,168.35	1,771,419.11	---	397,019,230.34	---	---	---	---	---	399,763,817.80
Expense and Equipment	---	2,598,691.22	297,677.30	---	336,701,437.01	---	---	---	---	---	339,597,805.53
Capital Improvements	---	---	22,500.00	---	797,319,782.71	---	---	---	---	---	797,342,282.71
Program Specific	11,807,535.00	75,049,791.18	32,810,009.38	177,675,374.81	234,638,884.77	---	---	---	---	---	531,981,595.14
<b>Labor and Industrial Relations</b>											
Personal Service	1,009,344.43	19,114,741.31	8,328,393.30	---	---	---	---	---	---	---	28,452,479.04
Expense and Equipment	108,690.23	6,916,297.46	1,755,529.22	---	---	---	---	---	---	---	8,780,516.91
Capital Improvements	---	---	1,321.86	---	---	---	---	---	---	---	1,321.86
Program Specific	100,363.98	5,035,348.08	100,661,408.52	---	---	---	---	---	2,781,993.82	---	108,579,114.40
<b>Mental Health</b>											
Personal Service	194,746,609.91	64,102,688.35	1,634,354.73	---	---	---	---	---	---	---	260,483,652.99
Expense and Equipment	76,582,262.93	11,051,279.60	1,633,243.74	---	7,515,212.11	---	3,150.40	---	---	---	96,785,148.78
Capital Improvements	2,258,222.78	---	25,018.70	---	60,987,894.38	---	---	---	---	---	63,271,135.86
Program Specific	555,869,675.84	1,049,474,955.08	11,079,949.94	---	---	---	13,292,161.43	---	---	---	1,629,716,742.29
<b>Natural Resources</b>											
Personal Service	5,996,527.74	13,176,716.48	37,021,291.70	---	---	---	2,034,887.03	4,494,737.65	---	---	62,724,160.60
Expense and Equipment	2,412,723.07	4,958,217.95	13,729,160.84	---	1,156,555.78	---	10,394,521.52	614,101.77	---	---	33,265,280.93
Capital Improvements	1,766.28	28,473.68	1,901,633.76	---	794,017.33	---	793,634.88	---	---	---	3,519,525.93
Program Specific	246,039.66	7,757,200.12	181,318,224.59	---	---	---	13,708,241.60	---	---	---	203,029,705.97
<b>Public Safety</b>											
Personal Service	37,433,970.93	18,932,372.73	214,025,724.62	---	---	---	54,139,587.95	---	---	---	324,531,656.23
Expense and Equipment	12,964,785.25	34,785,144.70	73,151,156.31	---	8,968,483.44	---	22,458,403.17	8,241.60	---	---	152,336,214.47
Capital Improvements	138,502.46	3,882,517.99	10,400,797.46	---	48,133.02	---	222,468.05	---	---	---	14,692,418.98
Program Specific	11,021,951.70	78,650,068.44	12,905,009.32	---	---	---	1,665,237.88	---	22,379.46	---	104,264,646.80
<b>Revenue</b>											
Personal Service	30,450,329.81	140,270.03	8,071,800.36	---	---	---	6,734,301.43	---	---	---	45,396,701.63
Expense and Equipment	19,184,711.41	2,260,063.97	6,245,527.46	---	---	---	224,263,671.30	---	---	---	251,953,974.14
Capital Improvements	---	---	---	---	---	---	---	---	---	---	---
Program Specific	1,447,218,488.79	---	199,851,844.14	---	---	---	4,934.67	---	1,189,076.13	---	1,648,264,343.73
<b>Social Services</b>											
Personal Service	79,403,834.74	152,124,953.54	5,151,001.00	---	---	---	---	---	---	---	236,679,789.28
Expense and Equipment	68,204,799.63	179,743,349.37	7,176,593.54	---	2,688,499.67	---	---	795,779.48	---	---	258,609,021.69
Capital Improvements	18,740.59	---	10,164.88	---	221,987.94	---	---	---	---	---	250,893.41
Program Specific	3,684,654,385.57	4,918,060,726.88	476,864,259.72	---	---	---	---	---	3,591,539.34	13,260,660.21	9,096,431,571.72
<b>Corrections</b>											
Personal Service	364,284,704.16	1,484,563.35	---	---	---	---	---	5,834,501.54	---	---	371,603,769.05
Expense and Equipment	108,766,954.21	419,622.26	149,539.36	---	8,546,077.12	---	---	22,329,688.98	---	---	140,211,881.93
Capital Improvements	49,438.78	24,716.30	5,250.00	---	---	---	---	18,590.25	---	---	97,995.33
Program Specific	196,712,611.66	71,024.00	---	---	---	---	---	163,253.52	---	---	196,946,889.18
<b>Transfers Out</b>											
Appropriated	4,239,895,628.42	409,141,718.11	1,823,699,554.24	---	16,527,202.76	---	409,985,953.38	26,186,005.37	8,643,133.10	47,357,061.99	6,981,436,257.37
<b>Totals</b>	<b>\$ 15,379,578,996.41</b>	<b>\$ 9,179,941,270.30</b>	<b>\$ 6,306,914,210.46</b>	<b>\$ 245,753,643.56</b>	<b>\$ 1,971,650,448.29</b>	<b>\$ 2,000.00</b>	<b>\$ 757,103,269.11</b>	<b>\$ 229,105,163.15</b>	<b>\$ 944,851,156.71</b>	<b>\$ 106,263,470.74</b>	<b>\$ 35,121,163,628.73</b>

The notes are an integral part of this report.

**STATE OF MISSOURI**  
**SUMMARY OF APPROPRIATIONS BY FUND GROUP**  
**FOR THE APPROPRIATION YEAR 2018**

	<u>Appropriations</u>	<u>Expenditures and Appropriated Transfers Out</u>	<u>Reappropriations to 2019</u>	<u>Lapse of Appropriations</u>
General Fund:				
General Revenue Funds	\$ 17,135,726,391.00	\$ 15,379,578,996.41	\$ 51,901,534.00	\$ 1,704,245,860.59
Federal Funds	10,753,283,529.00	9,179,941,270.30	38,026,762.00	1,535,315,496.70
Special Revenue Funds	7,477,762,925.00	6,306,914,210.46	53,762,492.00	1,117,086,222.54
Debt Service Funds	248,681,957.00	245,753,643.56	---	2,928,313.44
Capital Projects Funds	2,268,995,275.00	1,971,650,448.29	129,240,864.00	168,103,962.71
Permanent Funds	10,165.00	2,000.00	---	8,165.00
Enterprise Funds	815,873,226.00	757,103,269.11	4,723,255.00	54,046,701.89
Internal Service Funds	302,925,756.00	229,105,163.15	241,582.00	73,579,010.85
Agency Funds	1,007,680,431.00	944,851,156.71	---	62,829,274.29
Private Purpose Trust Funds	<u>119,104,054.00</u>	<u>106,263,470.74</u>	<u>---</u>	<u>12,840,583.26</u>
Totals	<u>\$ 40,130,043,709.00</u>	<u>\$ 35,121,163,628.73</u>	<u>\$ 277,896,489.00</u>	<u>\$ 4,730,983,591.27</u>

The notes are an integral part of this report.

**STATE OF MISSOURI**  
**SUMMARY OF APPROPRIATIONS BY FUND AND DEPARTMENT**  
**GENERAL REVENUE FUNDS**  
**FOR THE APPROPRIATION YEAR 2018**

	Appropriations	Expenditures and Appropriated Transfers Out	Reappropriations to 2019	Lapse of Appropriations
<b><u>General Revenue - 0101</u></b>				
Legislature	\$ 37,430,332.00	\$ 35,929,262.17	\$ ---	\$ 1,501,069.83
Judiciary	226,001,250.00	222,951,429.47	---	3,049,820.53
Executive	49,912,572.00	44,529,707.00	---	5,382,865.00
Office of Administration	213,537,086.00	208,509,318.63	---	5,027,767.37
Agriculture	5,305,163.00	5,048,794.73	---	256,368.27
Economic Development	3,852,848.00	2,308,678.80	---	1,544,169.20
Elementary and Secondary Education	2,407,550,973.00	2,387,835,920.94	---	19,715,052.06
Higher Education	843,137,874.00	776,679,911.82	2,541,473.00	63,916,489.18
Health and Senior Services	393,106,616.00	382,481,075.30	---	10,625,540.70
Transportation	11,888,359.00	11,807,535.00	---	80,824.00
Labor and Industrial Relations	1,260,149.00	1,168,398.64	---	91,750.36
Mental Health	837,747,232.00	809,913,748.43	202,294.00	27,631,189.57
Natural Resources	10,265,832.00	8,136,834.29	---	2,128,997.71
Public Safety	76,832,390.00	60,639,975.04	---	16,192,414.96
Revenue	1,673,194,522.00	1,495,561,957.40	---	177,632,564.60
Social Services	1,855,990,029.00	1,784,010,170.91	---	71,979,858.09
Corrections	686,323,861.00	667,706,615.33	---	18,617,245.67
<b><u>Uncompensated Care - 0108</u></b>				
Social Services	92,829,780.00	92,829,780.00	---	---
<b><u>Facilities Maintenance Reserve - 0124</u></b>				
Office of Administration	87,846,268.00	24,510,403.78	32,523,251.00	30,812,613.22
Agriculture	3,436,376.00	2,430,372.03	871,526.00	134,477.97
Economic Development	46.00	---	8.00	38.00
Elementary and Secondary Education	2,528,221.00	1,065,121.64	1,036,049.00	427,050.36
Labor and Industrial Relations	46.00	---	8.00	38.00
Mental Health	17,468,479.00	4,618,639.16	6,316,680.00	6,533,159.84
Natural Resources	464.00	---	8.00	456.00
Public Safety	3,319,503.00	256,875.53	2,980,812.00	81,815.47
Social Services	2,616,411.00	652,682.64	1,369,497.00	594,231.36
Corrections	6,444,866.00	2,071,760.76	3,809,928.00	563,177.24
<b><u>State Property Preservation - 0128</u></b>				
Office of Administration	25,000,000.00	---	---	25,000,000.00
<b><u>Marguerite Ross Barnett Scholarship - 0131</u></b>				
Higher Education	500,000.00	422,360.34	---	77,639.66
<b><u>Intergovernmental Transfer - 0139</u></b>				
Social Services	209,342,232.00	140,910,707.42	---	68,431,524.58
<b><u>Federal Reimbursement Allowance - 0142</u></b>				
Office of Administration	6.00	5.24	---	0.76
Social Services	1,719,012,147.00	1,511,645,035.92	---	207,367,111.08
<b><u>Pharmacy Reimbursement Allowance - 0144</u></b>				
Office of Administration	850.00	---	---	850.00
Social Services	178,489,120.00	176,422,924.57	---	2,066,195.43

**STATE OF MISSOURI  
SUMMARY OF APPROPRIATIONS BY FUND AND DEPARTMENT  
GENERAL REVENUE FUNDS  
FOR THE APPROPRIATION YEAR 2018**

---

	Appropriations	Expenditures and Appropriated Transfers Out	Reappropriations to 2019	Lapse of Appropriations
<b><u>State Treasurer's General Operations - 0164</u></b>				
Executive	2,102,171.00	2,027,432.40	---	74,738.60
Office of Administration	5,183.00	---	---	5,183.00
<b><u>Child Support Enforcement - 0169</u></b>				
Office of Administration	1,192,817.00	636.84	---	1,192,180.16
Revenue	2,115,905.00	1,291,572.61	---	824,332.39
Social Services	4,937,755.00	4,322,755.00	---	615,000.00
<b><u>Missouri Technology Investment - 0172</u></b>				
Economic Development	3,500,000.00	2,425,000.00	---	1,075,000.00
<b><u>Missouri Water Development - 0174</u></b>				
Natural Resources	477,098.00	455,159.21	---	21,938.79
<b><u>Missouri Humanities Council Trust - 0177</u></b>				
Economic Development	1,610,000.00	1,018,500.00	---	591,500.00
<b><u>Post Closure - 0198</u></b>				
Natural Resources	424,075.00	1,077.50	---	422,997.50
<b><u>School Broadband - 0208</u></b>				
Elementary and Secondary Education	6,000,000.00	---	---	6,000,000.00
<b><u>Health Access Incentive - 0276</u></b>				
Office of Administration	7,689.00	3,138.75	---	4,550.25
Health and Senior Services	792,837.00	740,789.39	---	52,047.61
<b><u>Independent Living Center - 0284</u></b>				
Elementary and Secondary Education	390,556.00	313,756.00	---	76,800.00
<b><u>Missouri Senior Services Protection - 0421</u></b>				
Health and Senior Services	23,973,124.00	---	---	23,973,124.00
Mental Health	300,000.00	---	---	300,000.00
Social Services	11,072,091.00	---	---	11,072,091.00
<b><u>Habilitation Center Room and Board - 0435</u></b>				
Mental Health	3,426,027.00	2,857,991.99	---	568,035.01
<b><u>Martin Luther King, Jr. State Celebration Commission - 0438</u></b>				
Labor and Industrial Relations	5,000.00	---	---	5,000.00
<b><u>E-Procurement and State Technology - 0495</u></b>				
Office of Administration	2,000,000.00	1,538,915.61	---	461,084.39
<b><u>Quality Improvement Revolving - 0537</u></b>				
Higher Education	75,000.00	36,578.68	---	38,421.32

**STATE OF MISSOURI  
SUMMARY OF APPROPRIATIONS BY FUND AND DEPARTMENT  
GENERAL REVENUE FUNDS  
FOR THE APPROPRIATION YEAR 2018**

---

	Appropriations	Expenditures and Appropriated Transfers Out	Reappropriations to 2019	Lapse of Appropriations
<b><u>International Promotions</u></b>				
<b><u>Revolving - 0567</u></b>				
Office of Administration	2,761.00	---	---	2,761.00
Economic Development	1,402,238.00	380,363.33	---	1,021,874.67
<b><u>Missouri CASA - 0590</u></b>				
Judiciary	100,000.00	73,235.82	---	26,764.18
<b><u>Missouri Works Job</u></b>				
<b><u>Development - 0600</u></b>				
Office of Administration	7,999.00	6,557.21	---	1,441.79
Economic Development	14,514,643.00	4,853,204.11	---	9,661,438.89
<b><u>Attorney General's Court</u></b>				
<b><u>Costs - 0603</u></b>				
Executive	187,000.00	121,834.16	---	65,165.84
<b><u>Missouri Breeders - 0605</u></b>				
Public Safety	5,000.00	5,000.00	---	---
<b><u>Healthy Families Trust - 0625</u></b>				
Office of Administration	750.00	---	---	750.00
Higher Education	437,640.00	437,640.00	---	---
Mental Health	2,216,965.00	2,216,865.00	---	100.00
Public Safety	147,870.00	102,263.17	---	45,606.83
Social Services	102,248,166.00	102,247,691.29	---	474.71
<b><u>Merchandising Practices</u></b>				
<b><u>Revolving - 0631</u></b>				
Executive	3,886,429.00	2,343,664.86	---	1,542,764.14
<b><u>Petition Audit Revolving Trust - 0648</u></b>				
Executive	893,463.00	255,624.44	---	637,838.56
<b><u>Excellence In Education - 0651</u></b>				
Office of Administration	169,679.00	57,188.36	---	112,490.64
Elementary and Secondary Education	2,947,889.00	1,836,995.43	---	1,110,893.57
<b><u>Environmental Radiation</u></b>				
<b><u>Monitoring - 0656</u></b>				
Office of Administration	4,266.00	2,795.08	---	1,470.92
Health and Senior Services	95,362.00	59,558.24	---	35,803.76
Natural Resources	243,373.00	63,985.75	---	179,387.25
<b><u>Department of Health - Donated - 0658</u></b>				
Office of Administration	20,563.00	3,952.87	---	16,610.13
Health and Senior Services	2,154,508.00	1,012,925.32	---	1,141,582.68
<b><u>Antitrust Revolving - 0666</u></b>				
Executive	646,626.00	300,605.67	---	346,020.33
<b><u>Energy Set-Aside Program - 0667</u></b>				
Office of Administration	86,242.00	10,291.02	---	75,950.98
Economic Development	22,823,869.00	3,366,115.50	---	19,457,753.50

**STATE OF MISSOURI  
SUMMARY OF APPROPRIATIONS BY FUND AND DEPARTMENT  
GENERAL REVENUE FUNDS  
FOR THE APPROPRIATION YEAR 2018**

---

	Appropriations	Expenditures and Appropriated Transfers Out	Reappropriations to 2019	Lapse of Appropriations
<b><u>Highway Patrol Academy - 0674</u></b>				
Public Safety	785,121.00	537,607.12	---	247,513.88
<b><u>State Elections Subsidy - 0686</u></b>				
Executive	900,000.00	809,191.56	---	90,808.44
<b><u>State Legal Expense - 0692</u></b>				
Office of Administration	100,000,000.00	36,075,281.22	---	63,924,718.78
<b><u>Grants and Contributions - 0723</u></b>				
Office of Administration	250,000.00	---	250,000.00	---
<b><u>Long-Term Support UPL - 0724</u></b>				
Social Services	3,913,804.00	2,073,663.00	---	1,840,141.00
<b><u>Biodiesel Fuel Revolving - 0730</u></b>				
Economic Development	28,828.00	18.34	---	28,809.66
<b><u>Drug Court Resources - 0733</u></b>				
Judiciary	6,969,981.00	6,325,938.42	---	644,042.58
<b><u>Investors Restitution - 0741</u></b>				
Executive	2,000,000.00	366,144.76	---	1,633,855.24
<b><u>Missouri Commission for the Deaf and Hard of Hearing - 0743</u></b>				
Office of Administration	2,025.00	---	---	2,025.00
Elementary and Secondary Education	153,437.00	---	---	153,437.00
<b><u>State Supplemental Downtown Development - 0766</u></b>				
Economic Development	1,777,375.00	1,229,986.11	---	547,388.89
<b><u>Missouri Qualified Biodiesel Producer Incentive - 0777</u></b>				
Agriculture	4,573,778.00	4,573,778.00	---	---
<b><u>Highway Patrol Expense - 0793</u></b>				
Public Safety	65,000.00	17,489.48	---	47,510.52
<b><u>Multipurpose Water Resource Program - 0815</u></b>				
Natural Resources	1.00	---	---	1.00
<b><u>AH Comm Ed Due Process Hearing - 0818</u></b>				
Office of Administration	133,684.00	50,292.03	---	83,391.97
<b><u>Library Networking - 0822</u></b>				
Executive	1,110,000.00	776,000.00	---	334,000.00
<b><u>Investor Education and Protection - 0829</u></b>				
Executive	1,756,529.00	614,429.42	---	1,142,099.58
Office of Administration	4,801.00	4,800.00	---	1.00



**STATE OF MISSOURI  
SUMMARY OF APPROPRIATIONS BY FUND AND DEPARTMENT  
GENERAL REVENUE FUNDS  
FOR THE APPROPRIATION YEAR 2018**

---

	Appropriations	Expenditures and Appropriated Transfers Out	Reappropriations to 2019	Lapse of Appropriations
<b><u>Academic Scholarship - 0840</u></b>				
Higher Education	24,676,666.00	20,981,500.00	---	3,695,166.00
<b><u>Advantage Missouri Trust - 0856</u></b>				
Higher Education	15,000.00	1,940.00	---	13,060.00
<b><u>Charter Public School Commission Trust - 0862</u></b>				
Elementary and Secondary Education	2,000,000.00	---	---	2,000,000.00
<b><u>Premium - 0885</u></b>				
Social Services	17,166,411.00	17,166,349.78	---	61.22
<b><u>Assistive Technology Loan Revolving - 0889</u></b>				
Elementary and Secondary Education	637,608.00	270,755.56	---	366,852.44
<b><u>Childhood Lead Testing - 0899</u></b>				
Office of Administration	13,031.00	311.63	---	12,719.37
Health and Senior Services	69,279.00	15,366.20	---	53,912.80
<b><u>Downtown Revitalization Preservation - 0907</u></b>				
Economic Development	200,000.00	200,000.00	---	---
<b><u>Livestock Feed Crop Input Loan - 0914</u></b>				
Agriculture	50,000.00	---	---	50,000.00
<b><u>School for the Blind Trust - 0920</u></b>				
Elementary and Secondary Education	1,500,000.00	958,380.86	---	541,619.14
<b><u>School for the Deaf Trust - 0922</u></b>				
Elementary and Secondary Education	49,500.00	650.00	---	48,850.00
<b><u>Institution Gift Trust - 0925</u></b>				
Office of Administration	89.00	---	---	89.00
Agriculture	5,000.00	---	---	5,000.00
Higher Education	98,358.00	8,967.34	---	89,390.66
Corrections	75,000.00	35,332.72	---	39,667.28
<b><u>Secretary of State - Wolfner State Library - 0928</u></b>				
Executive	30,000.00	29,906.36	---	93.64
<b><u>DMH Local Tax Matching - 0930</u></b>				
Mental Health	18,329,744.00	9,849,526.88	---	8,480,217.12
<b><u>Energy Futures - 0935</u></b>				
Economic Development	5,369,347.00	283,944.40	---	5,085,402.60
<b><u>Line of Duty Compensation - 0939</u></b>				
Labor and Industrial Relations	450,000.00	50,000.00	---	400,000.00

STATE OF MISSOURI  
SUMMARY OF APPROPRIATIONS BY FUND AND DEPARTMENT  
GENERAL REVENUE FUNDS  
FOR THE APPROPRIATION YEAR 2018

	Appropriations	Expenditures and Appropriated Transfers Out	Reappropriations to 2019	Lapse of Appropriations
<b><u>Children's Special Health Care Needs - 0950</u></b>				
Health and Senior Services	30,000.00	30,000.00	---	---
<b><u>A+ Schools - 0955</u></b>				
Higher Education	39,500,000.00	36,494,296.24	---	3,005,703.76
<b><u>Recovery Audit and Compliance - 0974</u></b>				
Office of Administration	1,500.00	357.02	---	1,142.98
Social Services	1,282,087.00	---	---	1,282,087.00
<b><u>Foster Care and Adoptive Parents Retention and Recruitment - 0979</u></b>				
Social Services	15,000.00	---	---	15,000.00
<b><u>AP Incentive Grant - 0983</u></b>				
Higher Education	100,000.00	2,500.00	---	97,500.00
<b><u>Puppy Protection Trust - 0985</u></b>				
Agriculture	1,000.00	1,000.00	---	---
<b><u>Developmental Disabilities Waiting List Equity Trust - 0986</u></b>				
Mental Health	10,000.00	---	---	10,000.00
Subtotals	12,137,921,516.00	11,139,683,367.99	51,901,534.00	946,336,614.01
<b>Appropriated Transfers Out</b>	<b>4,997,804,875.00</b>	<b>4,239,895,628.42</b>	<b>---</b>	<b>757,909,246.58</b>
Totals	<b>\$ 17,135,726,391.00</b>	<b>\$ 15,379,578,996.41</b>	<b>\$ 51,901,534.00</b>	<b>\$ 1,704,245,860.59</b>

**STATE OF MISSOURI  
SUMMARY OF APPROPRIATIONS BY FUND AND DEPARTMENT  
FEDERAL FUNDS  
FOR THE APPROPRIATION YEAR 2018**

---

	Appropriations	Expenditures and Appropriated Transfers Out	Reappropriations to 2019	Lapse of Appropriations
<b><u>Vocational Rehabilitation - 0104</u></b>				
Executive	\$ 1,592.00	\$ 1,592.00	\$ ---	\$ ---
Office of Administration	28,732.00	23,518.34	---	5,213.66
Elementary and Secondary Education	113,122,292.00	98,304,372.93	---	14,817,919.07
<b><u>Elementary and Secondary Education - 0105</u></b>				
Office of Administration	27,093.00	570.39	---	26,522.61
Elementary and Secondary Education	999,371,027.00	893,916,732.93	---	105,454,294.07
<b><u>Office of the State Public Defender - 0112</u></b>				
Judiciary	125,000.00	---	---	125,000.00
<b><u>Pharmacy Rebates - 0114</u></b>				
Social Services	238,770,912.00	238,678,160.25	---	92,751.75
<b><u>State Auditor - Federal - 0115</u></b>				
Executive	918,993.00	763,392.45	---	155,600.55
Office of Administration	1,000.00	---	---	1,000.00
<b><u>Higher Education - 0116</u></b>				
Office of Administration	3,100.00	---	---	3,100.00
Higher Education	2,248,806.00	865,618.94	---	1,383,187.06
<b><u>Labor and Industrial Relations - Commission on Human Rights - 0117</u></b>				
Office of Administration	1,215.00	---	---	1,215.00
Labor and Industrial Relations	1,217,409.00	849,822.38	---	367,586.62
<b><u>Economic Development - Community Development Block Grant - Pass-through - 0118</u></b>				
Economic Development	50,000,000.00	40,886,772.72	---	9,113,227.28
<b><u>Third Party Liability Collections - 0120</u></b>				
Judiciary	400,229.00	312,873.91	---	87,355.09
Office of Administration	2,023.00	570.60	---	1,452.40
Social Services	20,855,471.00	20,756,934.85	---	98,536.15
<b><u>Public Safety - Juvenile Accountability Incentive Block Grant - 0121</u></b>				
Public Safety	102,812.00	34,965.81	---	67,846.19
<b><u>Labor and Industrial Relations Administrative - 0122</u></b>				
Executive	26,637.00	22,327.62	---	4,309.38
Office of Administration	4,016,582.00	2,453,583.34	---	1,562,998.66
Labor and Industrial Relations	4,272,361.00	3,339,162.50	---	933,198.50
<b><u>Economic Development - Community Development Block Grant - Administration - 0123</u></b>				
Office of Administration	410.00	---	---	410.00
Economic Development	1,107,840.00	549,042.72	---	558,797.28

**STATE OF MISSOURI  
SUMMARY OF APPROPRIATIONS BY FUND AND DEPARTMENT  
FEDERAL FUNDS  
FOR THE APPROPRIATION YEAR 2018**

---

	Appropriations	Expenditures and Appropriated Transfers Out	Reappropriations to 2019	Lapse of Appropriations
<b><u>Multimodal Operations - 0126</u></b>				
Office of Administration	1,650.00	---	---	1,650.00
Transportation	121,998,116.00	63,012,401.95	---	58,985,714.05
<b><u>Economic Development - 0129</u></b>				
Economic Development	6,000,000.00	36,659.16	---	5,963,340.84
<b><u>Corrections - 0130</u></b>				
Office of Administration	739.00	---	---	739.00
Corrections	5,042,846.00	1,999,925.91	---	3,042,920.09
<b><u>Revenue - Federal - 0132</u></b>				
Revenue	4,111,573.00	2,400,334.00	---	1,711,239.00
<b><u>Agriculture - 0133</u></b>				
Office of Administration	1,000.00	146.16	---	853.84
Agriculture	8,000,844.00	3,926,519.38	---	4,074,324.62
<b><u>Office of Administration - 0135</u></b>				
Office of Administration	10,217,014.00	7,084,091.21	250,000.00	2,882,922.79
<b><u>Attorney General - 0136</u></b>				
Executive	6,188,440.00	3,033,651.44	---	3,154,788.56
Office of Administration	6,918.00	313.00	---	6,605.00
<b><u>Judiciary - 0137</u></b>				
Judiciary	14,498,455.00	5,778,537.85	---	8,719,917.15
Office of Administration	18,529.00	6,450.78	---	12,078.22
<b><u>Economic Development - Missouri Council on the Arts - 0138</u></b>				
Economic Development	984,557.00	606,935.59	---	377,621.41
<b><u>Natural Resources - 0140</u></b>				
Office of Administration	10,181.00	3,831.04	---	6,349.96
Natural Resources	89,754,653.00	25,920,608.23	2,000,000.00	61,834,044.77
<b><u>Health - 0143</u></b>				
Office of Administration	55,282.00	9,935.79	---	45,346.21
Health and Senior Services	1,020,030,625.00	940,318,015.16	---	79,712,609.84
Public Safety	1,322,016.00	993,390.23	---	328,625.77
<b><u>State Emergency Management - 0145</u></b>				
Office of Administration	5,468.00	---	---	5,468.00
Public Safety	22,680,802.00	14,924,987.16	---	7,755,814.84
<b><u>Mental Health Intergovernmental Transfer - 0147</u></b>				
Mental Health	6,600,100.00	6,598,361.00	---	1,739.00
<b><u>Mental Health - 0148</u></b>				
Executive	3,435.00	3,435.00	---	---
Office of Administration	112,142.00	108,519.32	---	3,622.68
Mental Health	1,330,000,557.00	1,118,030,562.03	---	211,969,994.97

**STATE OF MISSOURI  
SUMMARY OF APPROPRIATIONS BY FUND AND DEPARTMENT  
FEDERAL FUNDS  
FOR THE APPROPRIATION YEAR 2018**

---

	Appropriations	Expenditures and Appropriated Transfers Out	Reappropriations to 2019	Lapse of Appropriations
<b><u>Transportation - Highway Safety - 0149</u></b>				
Transportation	20,608,121.00	13,697,543.84	---	6,910,577.16
<b><u>Secretary of State Records - 0150</u></b>				
Executive	50,000.00	17,121.14	---	32,878.86
<b><u>Public Safety - 0152</u></b>				
Office of Administration	9,590.00	---	---	9,590.00
Public Safety	34,795,329.00	16,836,416.82	---	17,958,912.18
<b><u>Job Development and Training - 0155</u></b>				
Executive	13,359.00	---	---	13,359.00
Office of Administration	20,089.00	20,054.92	---	34.08
Economic Development	99,524,969.00	59,555,487.05	---	39,969,481.95
<b><u>Election Admin Improvement - 0157</u></b>				
Executive	10,745,208.00	3,321,328.79	---	7,423,879.21
Office of Administration	1,027.00	1,026.66	---	0.34
<b><u>Election Improvement Revolving Loan - 0158</u></b>				
Executive	50,000.00	---	---	50,000.00
<b><u>Title XIX - 0163</u></b>				
Social Services	4,603,260,796.00	4,136,268,316.21	---	466,992,479.79
<b><u>OA Information Technology - 0165</u></b>				
Office of Administration	71,136,808.00	43,348,462.68	---	27,788,345.32
<b><u>Secretary of State - Federal and Other - 0166</u></b>				
Executive	200,000.00	15,851.41	---	184,148.59
<b><u>Family Services Donations - 0167</u></b>				
Social Services	143,994.00	25,791.05	---	118,202.95
<b><u>Charter Public School Commission Federal - 0175</u></b>				
Elementary and Secondary Education	500,000.00	---	---	500,000.00
<b><u>Missouri Veterans Commission - Federal - 0184</u></b>				
Public Safety	8,254,173.00	54,438.00	5,935,029.00	2,264,706.00
<b><u>MCSAP/Division of Transportation - 0185</u></b>				
Transportation	2,999,725.00	1,911,704.96	---	1,088,020.04
<b><u>Division of Labor Standards - 0186</u></b>				
Office of Administration	1.00	---	---	1.00
Labor and Industrial Relations	1,400,576.00	934,039.11	---	466,536.89
<b><u>Assistive Technology - 0188</u></b>				
Office of Administration	50.00	---	---	50.00
Elementary and Secondary Education	842,327.00	383,922.66	---	458,404.34

**STATE OF MISSOURI  
SUMMARY OF APPROPRIATIONS BY FUND AND DEPARTMENT  
FEDERAL FUNDS  
FOR THE APPROPRIATION YEAR 2018**

---

	Appropriations	Expenditures and Appropriated Transfers Out	Reappropriations to 2019	Lapse of Appropriations
<b><u>Federal and Other - 0189</u></b>				
Social Services	1,500,000.00	363,871.53	---	1,136,128.47
<b><u>Adjutant General - 0190</u></b>				
Office of Administration	13,353.00	12,438.69	---	914.31
Public Safety	70,705,012.00	34,305,378.15	29,517,362.00	6,882,271.85
<b><u>Labor and Industrial Relations - Crime Victims - Federal - 0191</u></b>				
Public Safety	3,900,000.00	2,264,749.94	---	1,635,250.06
<b><u>MDI - 0192</u></b>				
Insurance, Financial Institutions and Professional Registration	1,250,000.00	1,161,230.06	---	88,769.94
<b><u>Public Safety - Homeland Security - 0193</u></b>				
Public Safety	18,206,869.00	6,432,460.59	---	11,774,408.41
<b><u>Federal Drug Seizure - 0194</u></b>				
Public Safety	656,499.00	100,631.28	---	555,867.72
<b><u>Secretary of State - 0195</u></b>				
Executive	4,606,640.00	2,894,665.67	---	1,711,974.33
<b><u>Community Service Commission - 0197</u></b>				
Economic Development	4,349,780.00	4,334,057.60	---	15,722.40
<b><u>Temporary Assistance for Needy Families - 0199</u></b>				
Office of Administration	36,958.00	16,919.85	---	20,038.15
Social Services	165,810,434.00	134,354,913.58	---	31,455,520.42
<b><u>Ground Emergency Medical Transport - 0422</u></b>				
Social Services	30,925,852.00	---	---	30,925,852.00
<b><u>Social Services and Other Sources - 0610</u></b>				
Office of Administration	298,830.00	162,993.21	---	135,836.79
Social Services	830,240,623.00	689,804,672.73	324,371.00	140,111,579.27
<b><u>Missouri Disaster - 0663</u></b>				
Public Safety	100,824,784.00	56,927,404.90	---	43,897,379.10
<b><u>Abandoned Mine Reclamation - 0697</u></b>				
Natural Resources	178.00	---	---	178.00
<b><u>DYS Child Benefits - 0727</u></b>				
Social Services	200,000.00	15,527.54	---	184,472.46
<b><u>Justice Assistance Grant Program - 0782</u></b>				
Office of Administration	491.00	346.42	---	144.58
Public Safety	4,873,632.00	3,375,280.98	---	1,498,351.02

**STATE OF MISSOURI**  
**SUMMARY OF APPROPRIATIONS BY FUND AND DEPARTMENT**  
**FEDERAL FUNDS**  
**FOR THE APPROPRIATION YEAR 2018**

---

	<u>Appropriations</u>	<u>Expenditures and Appropriated Transfers Out</u>	<u>Reappropriations to 2019</u>	<u>Lapse of Appropriations</u>
<b><u>Energy Federal - 0866</u></b>				
Office of Administration	800.00	---	---	800.00
Economic Development	13,861,075.00	5,631,807.31	---	8,229,267.69
<b><u>Unemployment Compensation Administration - 0948</u></b>				
Office of Administration	34,366.00	22,526.40	---	11,839.60
Labor and Industrial Relations	42,631,987.00	25,943,362.86	---	16,688,624.14
<b><u>Show-Me Heroes - 0995</u></b>				
Economic Development	500,000.00	64,339.48	---	435,660.52
<b><u>Federal Stimulus - Social Services - 2292</u></b>				
Social Services	35,000,000.00	29,660,842.05	---	5,339,157.95
Subtotals	10,269,251,783.00	8,770,799,552.19	38,026,762.00	1,460,425,468.81
<b>Appropriated Transfers Out</b>	<b>484,031,746.00</b>	<b>409,141,718.11</b>	<b>---</b>	<b>74,890,027.89</b>
Totals	<b>\$ 10,753,283,529.00</b>	<b>\$ 9,179,941,270.30</b>	<b>\$ 38,026,762.00</b>	<b>\$ 1,535,315,496.70</b>

STATE OF MISSOURI  
SUMMARY OF APPROPRIATIONS BY FUND AND DEPARTMENT  
SPECIAL REVENUE FUNDS  
FOR THE APPROPRIATION YEAR 2018

---

	Appropriations	Expenditures and Appropriated Transfers Out	Reappropriations to 2019	Lapse of Appropriations
<b><u>Utilicare Stabilization - 0134</u></b>				
Economic Development	\$ 100.00	\$ ---	\$ ---	\$ 100.00
<b><u>Nursing Facility Federal Reimbursement Allowance - 0196</u></b>				
Health and Senior Services	725,000.00	682,218.89	---	42,781.11
Social Services	359,722,622.00	346,540,413.16	---	13,182,208.84
<b><u>Motorcycle Safety Trust - 0246</u></b>				
Transportation	425,000.00	364,441.77	---	60,558.23
<b><u>School District Bonds - 0248</u></b>				
Elementary and Secondary Education	492,000.00	414,664.90	---	77,335.10
<b><u>Compulsive Gamblers - 0249</u></b>				
Mental Health	261,402.00	121,927.53	---	139,474.47
Public Safety	56,310.00	1,070.08	---	55,239.92
<b><u>Missouri Crime Prevention Information and Programming - 0253</u></b>				
Public Safety	1,000.00	---	---	1,000.00
<b><u>Missouri Housing Trust - 0254</u></b>				
Economic Development	4,450,000.00	3,301,404.67	---	1,148,595.33
<b><u>Treasurer's Information - 0255</u></b>				
Executive	8,000.00	86.28	---	7,913.72
<b><u>Elevator Safety - 0257</u></b>				
Executive	978.00	978.00	---	---
Office of Administration	94,190.00	60,600.58	---	33,589.42
Public Safety	469,958.00	449,024.94	---	20,933.06
<b><u>Missouri Arts Council Trust - 0262</u></b>				
Office of Administration	40,480.00	30,428.39	---	10,051.61
Economic Development	5,041,517.00	4,530,077.58	---	511,439.42
<b><u>Missouri Commission for the Deaf Board of Certification of Interpreters - 0264</u></b>				
Office of Administration	24,149.00	778.52	---	23,370.48
Elementary and Secondary Education	150,000.00	77,493.28	---	72,506.72
<b><u>Secretary of State's Technology Trust Account - 0266</u></b>				
Executive	3,543,496.00	2,617,205.43	---	926,290.57
Office of Administration	10,000.00	---	---	10,000.00
<b><u>Missouri Air Emission Reduction - 0267</u></b>				
Office of Administration	9,004.00	4,148.83	---	4,855.17
Natural Resources	1,646,631.00	1,131,470.46	---	515,160.54



**STATE OF MISSOURI**  
**SUMMARY OF APPROPRIATIONS BY FUND AND DEPARTMENT**  
**SPECIAL REVENUE FUNDS**  
**FOR THE APPROPRIATION YEAR 2018**

	Appropriations	Expenditures and Appropriated Transfers Out	Reappropriations to 2019	Lapse of Appropriations
<b><u>Missouri National Guard</u></b>				
<b><u>Training Site - 0269</u></b>				
Public Safety	350,474.00	161,062.81	---	189,411.19
<b><u>Statewide Court Automation - 0270</u></b>				
Judiciary	5,250,489.00	4,089,656.93	---	1,160,832.07
<b><u>Nursing Facility Quality of Care - 0271</u></b>				
Office of Administration	428,588.00	394,492.33	---	34,095.67
Health and Senior Services	2,250,802.00	1,685,409.03	---	565,392.97
Social Services	173,088.00	172,460.95	---	627.05
<b><u>Division of Tourism Supplemental</u></b>				
<b><u>Revenue - 0274</u></b>				
Office of Administration	56,629.00	18,009.14	---	38,619.86
Economic Development	21,210,265.00	9,826,872.36	---	11,383,392.64
<b><u>Health Initiatives - 0275</u></b>				
Office of Administration	118,831.00	40,477.79	---	78,353.21
Health and Senior Services	1,677,997.00	1,616,698.65	---	61,298.35
Mental Health	6,450,224.00	6,427,393.89	---	22,830.11
Revenue	187,406.00	53,128.68	---	134,277.32
Social Services	28,654,452.00	24,605,619.87	---	4,048,832.13
<b><u>Peace Officer Standards and</u></b>				
<b><u>Training Commission - 0281</u></b>				
Public Safety	1,250,000.00	865,352.20	---	384,647.80
<b><u>Gaming Proceeds for Education - 0285</u></b>				
Public Safety	50,000.00	---	---	50,000.00
Revenue	15,000.00	---	---	15,000.00
<b><u>Gaming Commission - 0286</u></b>				
Executive	151,862.00	148,875.65	---	2,986.35
Office of Administration	4,689.00	877.95	---	3,811.05
Public Safety	26,771,992.00	23,698,584.52	---	3,073,407.48
Revenue	5,000.00	---	---	5,000.00
Social Services	500,000.00	420,066.79	---	79,933.21
<b><u>Outstanding Schools Trust - 0287</u></b>				
Elementary and Secondary Education	836,602,450.00	836,602,450.00	---	---
<b><u>Mental Health Earnings - 0288</u></b>				
Office of Administration	1,000.00	---	---	1,000.00
Mental Health	10,322,401.00	6,969,068.22	---	3,353,332.78
<b><u>Bingo Proceeds for Education - 0289</u></b>				
Elementary and Secondary Education	1,876,355.00	1,231,172.72	---	645,182.28
Public Safety	5,000.00	---	---	5,000.00
<b><u>Grade Crossing Safety</u></b>				
<b><u>Account - 0290</u></b>				
Transportation	3,000,000.00	1,304,780.38	---	1,695,219.62

STATE OF MISSOURI  
SUMMARY OF APPROPRIATIONS BY FUND AND DEPARTMENT  
SPECIAL REVENUE FUNDS  
FOR THE APPROPRIATION YEAR 2018

---

	Appropriations	Expenditures and Appropriated Transfers Out	Reappropriations to 2019	Lapse of Appropriations
<b><u>Lottery Proceeds - 0291</u></b>				
Office of Administration	97,124.00	83,468.27	---	13,655.73
Elementary and Secondary Education	174,986,702.00	165,527,535.42	---	9,459,166.58
Higher Education	94,233,585.00	91,406,577.00	---	2,827,008.00
<b><u>Animal Health Laboratory Fee - 0292</u></b>				
Office of Administration	5,924.00	1,588.12	---	4,335.88
Agriculture	1,080,513.00	908,711.85	---	171,801.15
<b><u>Mammography - 0293</u></b>				
Office of Administration	4,636.00	2,925.81	---	1,710.19
Health and Senior Services	104,516.00	85,634.69	---	18,881.31
<b><u>Animal Care Reserve - 0295</u></b>				
Office of Administration	11,115.00	4,409.06	---	6,705.94
Agriculture	683,729.00	473,373.98	---	210,355.02
<b><u>Elderly Home-Delivered Meals Trust - 0296</u></b>				
Office of Administration	10,970.00	8,776.32	---	2,193.68
Health and Senior Services	62,958.00	62,958.00	---	---
<b><u>Highway Patrol Inspection - 0297</u></b>				
Public Safety	576,927.00	515,170.74	---	61,756.26
<b><u>Missouri Public Health Services - 0298</u></b>				
Office of Administration	981,979.00	726,329.11	---	255,649.89
Health and Senior Services	8,912,119.00	7,711,525.80	---	1,200,593.20
<b><u>Livestock Brands - 0299</u></b>				
Office of Administration	2,997.00	---	---	2,997.00
Agriculture	40,809.00	37,151.11	---	3,657.89
<b><u>Veterans' Commission Capital Improvement Trust - 0304</u></b>				
Executive	6,475.00	6,475.00	---	---
Office of Administration	201,837.00	171,637.98	---	30,199.02
Public Safety	65,309,699.00	15,556,292.85	46,491,211.00	3,262,195.15
<b><u>Missouri State Water Patrol - 0400</u></b>				
Public Safety	4,102,311.00	2,353,762.38	---	1,748,548.62
<b><u>Commodity Council Merchandising - 0406</u></b>				
Office of Administration	2,363.00	384.29	---	1,978.71
Agriculture	98,777.00	58,204.95	---	40,572.05
<b><u>DHE Out-of-State Program - 0420</u></b>				
Higher Education	55,483.00	32,385.15	---	23,097.85
<b><u>Oil and Gas Resources - 0543</u></b>				
Natural Resources	98,116.00	25.00	---	98,091.00

**STATE OF MISSOURI**  
**SUMMARY OF APPROPRIATIONS BY FUND AND DEPARTMENT**  
**SPECIAL REVENUE FUNDS**  
**FOR THE APPROPRIATION YEAR 2018**

---

	Appropriations	Expenditures and Appropriated Transfers Out	Reappropriations to 2019	Lapse of Appropriations
<b><u>Division of Alcohol and Tobacco</u></b>				
<b><u>Control - 0544</u></b>				
Office of Administration	429,998.00	281,951.27	---	148,046.73
Public Safety	1,778,899.00	1,673,825.06	---	105,073.94
<b><u>Statutory Revision - 0546</u></b>				
Legislature	285,739.00	12,055.15	---	273,683.85
<b><u>Division of Credit Unions - 0548</u></b>				
Executive	859.00	859.00	---	---
Office of Administration	23,594.00	22,105.05	---	1,488.95
Insurance, Financial Institutions and Professional Registration	1,346,446.00	1,146,388.32	---	200,057.68
<b><u>Division of Finance - 0550</u></b>				
Executive	1,718.00	1,718.00	---	---
Office of Administration	216,968.00	148,828.54	---	68,139.46
Insurance, Financial Institutions and Professional Registration	9,277,689.00	8,193,591.91	---	1,084,097.09
<b><u>Insurance Examiners - 0552</u></b>				
Office of Administration	141,148.00	135,309.28	---	5,838.72
Insurance, Financial Institutions and Professional Registration	4,377,117.00	3,735,422.65	---	641,694.35
<b><u>Natural Resources Protection - 0555</u></b>				
Office of Administration	2,418.00	1,143.49	---	1,274.51
Natural Resources	6,496,655.00	546,975.99	---	5,949,679.01
<b><u>Deaf Relay Service and Equipment Distribution Program - 0559</u></b>				
Executive	859.00	859.00	---	---
Office of Administration	12,989.00	---	---	12,989.00
Economic Development	2,495,808.00	593,368.95	---	1,902,439.05
Elementary and Secondary Education	1,890,805.00	914,762.87	---	976,042.13
<b><u>Endowed Care Cemetery Audit - 0562</u></b>				
Health and Senior Services	2,899.00	1,213.00	---	1,686.00
<b><u>Missouri Works Community College New Job Training - 0563</u></b>				
Economic Development	16,000,000.00	5,600,210.89	---	10,399,789.11
<b><u>Professional and Practical Nursing Student Loan and Nurse Loan Repayment - 0565</u></b>				
Office of Administration	7,228.00	4,073.38	---	3,154.62
Health and Senior Services	616,898.00	565,417.79	---	51,480.21
<b><u>Insurance Dedicated - 0566</u></b>				
Executive	1,718.00	1,718.00	---	---
Office of Administration	944,817.00	636,118.61	---	308,698.39
Insurance, Financial Institutions and Professional Registration	11,391,408.00	8,650,206.44	---	2,741,201.56
Health and Senior Services	500,000.00	500,000.00	---	---

STATE OF MISSOURI  
SUMMARY OF APPROPRIATIONS BY FUND AND DEPARTMENT  
SPECIAL REVENUE FUNDS  
FOR THE APPROPRIATION YEAR 2018

---

	Appropriations	Expenditures and Appropriated Transfers Out	Reappropriations to 2019	Lapse of Appropriations
<b><u>Natural Resources Protection -</u></b>				
<b><u>Water Pollution Permit Fee</u></b>				
<b><u>Subaccount - 0568</u></b>				
Executive	52,556.00	52,555.72	---	0.28
Office of Administration	95,004.00	46,514.49	---	48,489.51
Natural Resources	28,375,759.00	15,045,780.86	---	13,329,978.14
<b><u>Solid Waste Management -</u></b>				
<b><u>Scrap Tire Subaccount - 0569</u></b>				
Office of Administration	5,893.00	2,859.75	---	3,033.25
Natural Resources	3,671,923.00	1,004,714.38	---	2,667,208.62
Revenue	10,000.00	---	---	10,000.00
<b><u>Solid Waste Management - 0570</u></b>				
Executive	44,079.00	44,079.00	---	---
Office of Administration	20,449.00	8,610.20	---	11,838.80
Natural Resources	19,504,798.00	10,004,560.78	---	9,500,237.22
<b><u>Aquaculture Marketing</u></b>				
<b><u>Development - 0573</u></b>				
Agriculture	11,000.00	4,591.63	---	6,408.37
<b><u>Metallic Minerals Waste</u></b>				
<b><u>Management - 0575</u></b>				
Office of Administration	74.00	69.07	---	4.93
Natural Resources	65,948.00	29,495.65	---	36,452.35
<b><u>Local Records Preservation - 0577</u></b>				
Executive	1,757,209.00	641,758.43	---	1,115,450.57
<b><u>Spinal Cord Injury - 0578</u></b>				
Higher Education	2,000,000.00	2,000,000.00	---	---
<b><u>Veterans' Trust - 0579</u></b>				
Public Safety	73,812.00	61,775.93	---	12,036.07
<b><u>Livestock Sales and Markets</u></b>				
<b><u>Fees - 0581</u></b>				
Office of Administration	259.00	---	---	259.00
Agriculture	20,690.00	11,568.49	---	9,121.51
<b><u>Manufactured Housing - 0582</u></b>				
Economic Development	764,364.00	381,663.61	---	382,700.39
<b><u>Natural Resources Protection -</u></b>				
<b><u>Air Pollution Asbestos Fee</u></b>				
<b><u>Subaccount - 0584</u></b>				
Office of Administration	2,840.00	1,389.50	---	1,450.50
Natural Resources	379,814.00	332,161.00	---	47,653.00
<b><u>Underground Storage Tank</u></b>				
<b><u>Regulation Program - 0586</u></b>				
Office of Administration	2,335.00	1,103.16	---	1,231.84
Natural Resources	157,339.00	75,303.10	---	82,035.90

**STATE OF MISSOURI  
SUMMARY OF APPROPRIATIONS BY FUND AND DEPARTMENT  
SPECIAL REVENUE FUNDS  
FOR THE APPROPRIATION YEAR 2018**

---

	Appropriations	Expenditures and Appropriated Transfers Out	Reappropriations to 2019	Lapse of Appropriations
<b><u>Chemical Emergency Preparedness - 0587</u></b>				
Executive	627.00	627.00	---	---
Office of Administration	13,391.00	991.38	---	12,399.62
Public Safety	997,172.00	743,413.08	---	253,758.92
<b><u>Motor Vehicle Commission - 0588</u></b>				
Executive	51,552.00	45,761.81	---	5,790.19
Office of Administration	113,326.00	60,065.79	---	53,260.21
Revenue	983,607.00	665,186.22	---	318,420.78
<b><u>Health Spa Regulatory - 0589</u></b>				
Executive	5,000.00	5,000.00	---	---
<b><u>State Forensic Laboratory - 0591</u></b>				
Public Safety	727,633.00	609,313.12	---	118,319.88
<b><u>Services to Victims - 0592</u></b>				
Public Safety	2,081,507.00	991,077.98	---	1,090,429.02
<b><u>Natural Resources Protection - Air Pollution Permit Fee Subaccount - 0594</u></b>				
Executive	43,547.00	43,547.00	---	---
Office of Administration	79,457.00	50,915.65	---	28,541.35
Natural Resources	6,775,626.00	4,119,605.10	---	2,656,020.90
<b><u>Children's Service Commission - 0601</u></b>				
Elementary and Secondary Education	8,000.00	---	---	8,000.00
<b><u>Water and Wastewater Loan Revolving - 0602</u></b>				
Natural Resources	444,625,794.00	50,210,084.58	---	394,415,709.42
<b><u>Public Service Commission - 0607</u></b>				
Office of Administration	1,394.00	---	---	1,394.00
Economic Development	15,626,765.00	13,411,847.74	---	2,214,917.26
<b><u>Conservation Commission - 0609</u></b>				
Executive	48,354.00	48,232.52	---	121.48
Office of Administration	1,454,461.00	1,084,716.28	---	369,744.72
Conservation	176,256,195.00	164,989,300.39	537.00	11,266,357.61
Revenue	587,017.00	502,228.18	---	84,788.82
<b><u>Parks Sales Tax - 0613</u></b>				
Executive	22,847.00	22,805.76	---	41.24
Office of Administration	484,083.00	288,988.54	---	195,094.46
Natural Resources	37,821,174.00	31,577,069.93	3,798,742.00	2,445,362.07
<b><u>Soil and Water Sales Tax - 0614</u></b>				
Executive	37,253.00	37,231.25	---	21.75
Office of Administration	190,453.00	153,392.04	---	37,060.96
Natural Resources	58,068,045.00	55,196,242.48	---	2,871,802.52

STATE OF MISSOURI  
SUMMARY OF APPROPRIATIONS BY FUND AND DEPARTMENT  
SPECIAL REVENUE FUNDS  
FOR THE APPROPRIATION YEAR 2018

---

	Appropriations	Expenditures and Appropriated Transfers Out	Reappropriations to 2019	Lapse of Appropriations
<b><u>Apple Merchandising - 0615</u></b>				
Agriculture	11,000.00	---	---	11,000.00
<b><u>State School Money - 0616</u></b>				
Elementary and Secondary Education	197,899,308.00	190,529,386.48	---	7,369,921.52
Revenue	25,000.00	203.93	---	24,796.07
<b><u>Handicapped Children's Trust - 0618</u></b>				
Elementary and Secondary Education	200,000.00	17,829.58	---	182,170.42
<b><u>Social Services Educational Improvement - 0620</u></b>				
Office of Administration	11,718.00	3,524.18	---	8,193.82
Social Services	7,532,501.00	7,037,277.25	---	495,223.75
<b><u>Blind Pension - 0621</u></b>				
Social Services	35,203,216.00	31,265,837.72	---	3,937,378.28
<b><u>Tort Victims' Compensation - 0622</u></b>				
Labor and Industrial Relations	1,004,836.00	---	---	1,004,836.00
<b><u>State Seminary Moneys - 0623</u></b>				
Higher Education	275,000.00	38,232.00	---	236,768.00
<b><u>Livestock Dealer Law Enforcement and Administration - 0624</u></b>				
Office of Administration	94.00	---	---	94.00
<b><u>State Board of Accountancy - 0627</u></b>				
Insurance, Financial Institutions and Professional Registration	542,259.00	521,744.88	---	20,514.12
<b><u>State Board of Podiatric Medicine - 0629</u></b>				
Insurance, Financial Institutions and Professional Registration	13,734.00	4,322.21	---	9,411.79
<b><u>State Board of Chiropractic Examiners - 0630</u></b>				
Insurance, Financial Institutions and Professional Registration	131,820.00	53,431.71	---	78,388.29
<b><u>Board of Embalmers and Funeral Directors - 0633</u></b>				
Insurance, Financial Institutions and Professional Registration	164,200.00	140,158.66	---	24,041.34
<b><u>Board of Registration for Healing Arts - 0634</u></b>				
Office of Administration	3,500.00	---	---	3,500.00
Insurance, Financial Institutions and Professional Registration	2,656,349.00	2,195,400.09	---	460,948.91

**STATE OF MISSOURI**  
**SUMMARY OF APPROPRIATIONS BY FUND AND DEPARTMENT**  
**SPECIAL REVENUE FUNDS**  
**FOR THE APPROPRIATION YEAR 2018**

---

	Appropriations	Expenditures and Appropriated Transfers Out	Reappropriations to 2019	Lapse of Appropriations
<b><u>State Board of Nursing - 0635</u></b>				
Office of Administration	220.00	219.00	---	1.00
Insurance, Financial Institutions and Professional Registration	3,845,989.00	2,376,167.09	---	1,469,821.91
<b><u>Optometry - 0636</u></b>				
Insurance, Financial Institutions and Professional Registration	34,726.00	9,280.11	---	25,445.89
<b><u>Board of Pharmacy - 0637</u></b>				
Office of Administration	4,500.00	---	---	4,500.00
Insurance, Financial Institutions and Professional Registration	1,763,217.00	1,495,614.83	---	267,602.17
<b><u>Real Estate Commission - 0638</u></b>				
Office of Administration	1,993.00	---	---	1,993.00
Insurance, Financial Institutions and Professional Registration	1,231,154.00	926,380.46	---	304,773.54
<b><u>Veterinary Medical Board - 0639</u></b>				
Insurance, Financial Institutions and Professional Registration	107,975.00	29,467.22	---	78,507.78
<b><u>State Highways and Transportation Department - 0644</u></b>				
Office of Administration	2,959,577.00	2,475,285.62	---	484,291.38
Transportation	30,035,240.00	17,624,313.75	---	12,410,926.25
Public Safety	247,777,114.00	227,235,568.17	2,851,612.00	17,689,933.83
Revenue	32,109,426.00	24,756,358.46	---	7,353,067.54
<b><u>Milk Inspection Fees - 0645</u></b>				
Office of Administration	4,960.00	---	---	4,960.00
Agriculture	1,402,628.00	867,345.52	---	535,282.48
<b><u>Health and Senior Services Document Services - 0646</u></b>				
Office of Administration	72,179.00	102.84	---	72,076.16
Health and Senior Services	195,272.00	40,441.02	---	154,830.98
<b><u>Grain Inspection Fees - 0647</u></b>				
Office of Administration	49,834.00	13,562.92	---	36,271.08
Agriculture	2,952,777.00	2,826,947.33	---	125,829.67
<b><u>Water and Wastewater Loan - 0649</u></b>				
Natural Resources	191,421,237.00	56,317,405.28	---	135,103,831.72
<b><u>Tourism Marketing - 0650</u></b>				
Economic Development	24,500.00	6,753.94	---	17,746.06
<b><u>Workers' Compensation - 0652</u></b>				
Executive	594,754.00	207,091.57	---	387,662.43
Office of Administration	3,334,747.00	250,976.00	---	3,083,771.00
Labor and Industrial Relations	11,102,313.00	9,170,688.13	200,000.00	1,731,624.87
Revenue	2,000,000.00	51,801.00	---	1,948,199.00

STATE OF MISSOURI  
SUMMARY OF APPROPRIATIONS BY FUND AND DEPARTMENT  
SPECIAL REVENUE FUNDS  
FOR THE APPROPRIATION YEAR 2018

	Appropriations	Expenditures and Appropriated Transfers Out	Reappropriations to 2019	Lapse of Appropriations
<b><u>Workers' Compensation - Second Injury - 0653</u></b>				
Executive	3,252,441.00	2,850,508.35	---	401,932.65
Office of Administration	2,977.00	---	---	2,977.00
Labor and Industrial Relations	134,560,833.00	100,690,494.08	---	33,870,338.92
<b><u>Railroad Expense - 0659</u></b>				
Transportation	1,665,929.00	980,771.95	---	685,157.05
<b><u>Groundwater Protection - 0660</u></b>				
Office of Administration	9,318.00	4,433.68	---	4,884.32
Natural Resources	634,397.00	492,205.81	---	142,191.19
<b><u>State Contracted Manufacturing Dairy Plant Inspection and Grading Fee - 0661</u></b>				
Agriculture	4,552.00	---	---	4,552.00
<b><u>Petroleum Inspection - 0662</u></b>				
Office of Administration	6,351.00	---	---	6,351.00
Agriculture	3,386,499.00	2,282,907.14	---	1,103,591.86
Revenue	37,519.00	27,115.00	---	10,404.00
<b><u>Missouri Land Survey - 0668</u></b>				
Office of Administration	178,784.00	17,917.51	---	160,866.49
Agriculture	1,218,413.00	800,319.11	---	418,093.89
<b><u>Legal Defense and Defender - 0670</u></b>				
Judiciary	2,985,943.00	1,435,202.00	---	1,550,741.00
Office of Administration	1,403.00	---	---	1,403.00
<b><u>Criminal Record System - 0671</u></b>				
Office of Administration	4,753.00	4,752.00	---	1.00
Health and Senior Services	333.00	---	---	333.00
Public Safety	14,355,180.00	11,869,933.99	---	2,485,246.01
<b><u>Motor Fuel Tax - 0673</u></b>				
Revenue	192,000,000.00	188,109,700.25	---	3,890,299.75
<b><u>State Transportation - 0675</u></b>				
Transportation	5,113,784.00	4,893,149.15	---	220,634.85
<b><u>Hazardous Waste - 0676</u></b>				
Executive	329,978.00	329,275.12	---	702.88
Office of Administration	29,442.00	18,675.57	---	10,766.43
Health and Senior Services	275,665.00	270,046.08	---	5,618.92
Natural Resources	5,830,420.00	3,810,961.75	---	2,019,458.25
<b><u>Dental Board - 0677</u></b>				
Insurance, Financial Institutions and Professional Registration	632,117.00	356,371.11	---	275,745.89



STATE OF MISSOURI  
SUMMARY OF APPROPRIATIONS BY FUND AND DEPARTMENT  
SPECIAL REVENUE FUNDS  
FOR THE APPROPRIATION YEAR 2018

---

	Appropriations	Expenditures and Appropriated Transfers Out	Reappropriations to 2019	Lapse of Appropriations
<b><u>State Board for Architects, Professional Engineers, Land Surveyors and Landscape Architects - 0678</u></b>				
Office of Administration	850.00	---	---	850.00
Insurance, Financial Institutions and Professional Registration	699,996.00	575,715.92	---	124,280.08
<b><u>Safe Drinking Water - 0679</u></b>				
Executive	15,245.00	15,245.00	---	---
Office of Administration	116,775.00	63,526.63	---	53,248.37
Health and Senior Services	434,532.00	402,405.90	---	32,126.10
Natural Resources	4,175,335.00	3,046,941.71	---	1,128,393.29
<b><u>Missouri Office of Prosecution Services - 0680</u></b>				
Executive	2,074,382.00	640,658.77	---	1,433,723.23
Office of Administration	1,750.00	---	---	1,750.00
<b><u>Crime Victims' Compensation - 0681</u></b>				
Judiciary	887,200.00	887,199.47	---	0.53
Office of Administration	81,311.00	61,771.27	---	19,539.73
Public Safety	6,808,289.00	5,516,407.85	---	1,291,881.15
<b><u>Agriculture Business Development - 0683</u></b>				
Office of Administration	2,490.00	---	---	2,490.00
Agriculture	415,663.00	100,526.98	---	315,136.02
<b><u>Fair Share - 0687</u></b>				
Revenue	11,000.00	90.64	---	10,909.36
<b><u>School District Trust - 0688</u></b>				
Elementary and Secondary Education	901,600,000.00	901,600,000.00	---	---
<b><u>Children's Trust - 0694</u></b>				
Office of Administration	3,152,346.00	1,855,962.65	---	1,296,383.35
Health and Senior Services	13,495.00	6,064.69	---	7,430.31
<b><u>Highway Patrol's Motor Vehicle, Aircraft, Watercraft Revolving - 0695</u></b>				
Public Safety	8,024,458.00	7,868,874.44	---	155,583.56
<b><u>Meramec-Onondaga State Parks - 0698</u></b>				
Natural Resources	85,000.00	73,082.44	---	11,917.56
<b><u>Oil and Gas Remedial - 0699</u></b>				
Natural Resources	165,719.00	572.99	---	165,146.01
<b><u>Proprietary School Certification - 0729</u></b>				
Office of Administration	60,423.00	45,261.55	---	15,161.45
Higher Education	308,171.00	219,871.04	---	88,299.96

**STATE OF MISSOURI  
SUMMARY OF APPROPRIATIONS BY FUND AND DEPARTMENT  
SPECIAL REVENUE FUNDS  
FOR THE APPROPRIATION YEAR 2018**

---

	Appropriations	Expenditures and Appropriated Transfers Out	Reappropriations to 2019	Lapse of Appropriations
<b><u>War on Terror Unemployment Compensation - 0736</u></b>				
Labor and Industrial Relations	90,000.00	---	---	90,000.00
<b><u>Brain Injury - 0742</u></b>				
Health and Senior Services	875,000.00	460,576.69	---	414,423.31
<b><u>Boiler and Pressure Vessels Safety - 0744</u></b>				
Executive	627.00	627.00	---	---
Office of Administration	14,519.00	1,147.74	---	13,371.26
Public Safety	441,072.00	439,471.71	---	1,600.29
<b><u>State Capitol Commission - 0745</u></b>				
Office of Administration	25,000.00	---	---	25,000.00
<b><u>Missouri Pet Spay/Neuter - 0747</u></b>				
Agriculture	50,000.00	16,738.00	---	33,262.00
<b><u>Storm Water Loan Revolving - 0754</u></b>				
Natural Resources	6,514,341.00	---	---	6,514,341.00
<b><u>Rural Water and Sewer Loan Revolving - 0755</u></b>				
Natural Resources	2,166,315.00	224,226.29	---	1,942,088.71
<b><u>Basic Civil Legal Services - 0757</u></b>				
Judiciary	5,098,498.00	4,680,100.39	---	418,397.61
<b><u>Highway Patrol Traffic Records - 0758</u></b>				
Public Safety	389,275.00	164,950.26	---	224,324.74
<b><u>Antiterrorism - 0759</u></b>				
Public Safety	15,000.00	12,642.69	---	2,357.31
<b><u>Life Sciences Research Trust - 0763</u></b>				
Social Services	46,280,546.00	46,280,546.00	---	---
<b><u>Youth Services Products - 0764</u></b>				
Social Services	5,000.00	---	---	5,000.00
<b><u>Missouri State Archives - St. Louis Trust - 0770</u></b>				
Executive	1.00	---	---	1.00
<b><u>DNA Profiling Analysis - 0772</u></b>				
Public Safety	1,605,182.00	979,102.69	---	626,079.31
<b><u>Revenue Specialty Plate - 0775</u></b>				
Revenue	26,885.00	---	---	26,885.00
<b><u>Missouri Rx Plan - 0779</u></b>				
Office of Administration	15,037.00	36.74	---	15,000.26
Social Services	7,046,680.00	5,173,386.62	---	1,873,293.38

STATE OF MISSOURI  
SUMMARY OF APPROPRIATIONS BY FUND AND DEPARTMENT  
SPECIAL REVENUE FUNDS  
FOR THE APPROPRIATION YEAR 2018

---

	Appropriations	Expenditures and Appropriated Transfers Out	Reappropriations to 2019	Lapse of Appropriations
<b><u>Putative Father Registry - 0780</u></b>				
Office of Administration	12,299.00	3,429.59	---	8,869.41
Health and Senior Services	131,761.00	84,028.96	---	47,732.04
<b><u>Missouri Commission for the Deaf and Assistive Technology Trust - 0781</u></b>				
Elementary and Secondary Education	1,080,000.00	966,722.95	---	113,277.05
<b><u>Economic Development Advancement - 0783</u></b>				
Office of Administration	2,879.00	---	---	2,879.00
Economic Development	6,602,614.00	5,859,903.55	---	742,710.45
Natural Resources	113,808.00	106,025.03	---	7,782.97
<b><u>Classroom Trust - 0784</u></b>				
Elementary and Secondary Education	351,663,349.00	349,245,318.36	---	2,418,030.64
<b><u>Board of Cosmetology and Barber Examiners - 0785</u></b>				
Insurance, Financial Institutions and Professional Registration	273,899.00	226,304.40	---	47,594.60
<b><u>Part C Early Intervention - 0788</u></b>				
Elementary and Secondary Education	13,000,000.00	3,645,556.47	---	9,354,443.53
<b><u>Access Missouri Financial Assistance - 0791</u></b>				
Higher Education	76,500,000.00	64,408,684.17	---	12,091,315.83
<b><u>Consumer Restitution - 0792</u></b>				
Insurance, Financial Institutions and Professional Registration	5,000.00	---	---	5,000.00
<b><u>Attorney General Trust - 0794</u></b>				
Executive	4,000,000.00	271,633.52	---	3,728,366.48
<b><u>Geologic Resources - 0801</u></b>				
Office of Administration	1,446.00	780.72	---	665.28
Natural Resources	137,575.00	50,047.53	---	87,527.47
<b><u>Veterinary Student Loan Payment - 0803</u></b>				
Agriculture	180,000.00	116,400.00	---	63,600.00
<b><u>Missouri Explosives Safety Act Administration - 0804</u></b>				
Executive	277.00	277.00	---	---
Public Safety	99,556.00	75,957.74	---	23,598.26
<b><u>Marital and Family Therapists' - 0820</u></b>				
Legislature	25,000.00	1,092.50	---	23,907.50
<b><u>Fire Education - 0821</u></b>				
Public Safety	320,000.00	136,444.53	---	183,555.47

STATE OF MISSOURI  
SUMMARY OF APPROPRIATIONS BY FUND AND DEPARTMENT  
SPECIAL REVENUE FUNDS  
FOR THE APPROPRIATION YEAR 2018

---

	Appropriations	Expenditures and Appropriated Transfers Out	Reappropriations to 2019	Lapse of Appropriations
<b><u>Boll Weevil Suppression and Eradication - 0823</u></b>				
Agriculture	65,330.00	2,596.17	---	62,733.83
<b><u>Organ Donor Program - 0824</u></b>				
Office of Administration	276,999.00	27,728.12	---	249,270.88
Health and Senior Services	274,890.00	188,360.29	---	86,529.71
<b><u>Child Labor Enforcement - 0826</u></b>				
Office of Administration	14,994.00	43.24	---	14,950.76
Labor and Industrial Relations	179,450.00	1,724.57	---	177,725.43
<b><u>Inmate Incarceration Reimbursement Act Revolving - 0828</u></b>				
Executive	152,779.00	77,738.14	---	75,040.86
Corrections	750,000.00	153,964.90	---	596,035.10
<b><u>State Court Administration Revolving - 0831</u></b>				
Judiciary	230,000.00	140,382.07	---	89,617.93
<b><u>Concentrated Animal Feeding Operation Indemnity - 0834</u></b>				
Natural Resources	60,450.00	---	---	60,450.00
<b><u>State Document Preservation - 0836</u></b>				
Executive	25,000.00	---	---	25,000.00
<b><u>State Transportation Assistance Revolving - 0841</u></b>				
Transportation	1,000,000.00	813,520.77	---	186,479.23
<b><u>Criminal Justice Network and Technology Revolving - 0842</u></b>				
Public Safety	2,819,050.00	1,880,295.83	---	938,754.17
<b><u>Youth Services Treatment - 0843</u></b>				
Social Services	999.00	---	---	999.00
<b><u>Missouri Office of Prosecution Services Revolving - 0844</u></b>				
Executive	150,000.00	149,700.93	---	299.07
<b><u>Judiciary Education and Training - 0847</u></b>				
Judiciary	1,562,656.00	1,071,976.24	---	490,679.76
<b><u>Missouri Supplemental Tax Increment Financing - 0848</u></b>				
Economic Development	30,103,350.00	28,621,350.32	---	1,481,999.68
<b><u>Domestic Relations Resolution - 0852</u></b>				
Judiciary	300,000.00	212,192.85	---	87,807.15

STATE OF MISSOURI  
SUMMARY OF APPROPRIATIONS BY FUND AND DEPARTMENT  
SPECIAL REVENUE FUNDS  
FOR THE APPROPRIATION YEAR 2018

---

	Appropriations	Expenditures and Appropriated Transfers Out	Reappropriations to 2019	Lapse of Appropriations
<b><u>Correctional Substance Abuse Earnings - 0853</u></b>				
Corrections	40,000.00	824.46	---	39,175.54
<b><u>Missouri Wine Marketing and Research Development - 0855</u></b>				
Agriculture	111,000.00	42,567.15	---	68,432.85
<b><u>Early Childhood Development, Education and Care - 0859</u></b>				
Office of Administration	24,110.00	10,491.27	---	13,618.73
Elementary and Secondary Education	28,747,793.00	28,269,703.39	---	478,089.61
Health and Senior Services	277,064.00	268,667.99	---	8,396.01
Social Services	7,632,793.00	7,403,759.75	---	229,033.25
<b><u>Charter Public School Commission Revolving - 0860</u></b>				
Elementary and Secondary Education	750,000.00	---	---	750,000.00
<b><u>MODEX - 0867</u></b>				
Public Safety	853,278.00	609,448.06	---	243,829.94
<b><u>Kids' Chance Scholarship - 0878</u></b>				
Higher Education	15,000.00	8,600.00	---	6,400.00
<b><u>Guaranty Agency Operating - 0880</u></b>				
Executive	1,491.00	1,235.33	---	255.67
Office of Administration	853,832.00	338,323.25	---	515,508.75
Higher Education	15,321,297.00	10,810,804.12	---	4,510,492.88
<b><u>Federal Student Loan Reserve - 0881</u></b>				
Higher Education	120,000,000.00	89,665,703.72	---	30,334,296.28
<b><u>Missouri Alternative Fuel Vehicle Loan - 0886</u></b>				
Economic Development	2,050.00	---	---	2,050.00
<b><u>Missouri Public Broadcasting Corporation Special - 0887</u></b>				
Economic Development	1,010,000.00	776,000.00	---	234,000.00
<b><u>Blindness Education, Screening and Treatment Program - 0892</u></b>				
Social Services	349,000.00	278,387.20	---	70,612.80
<b><u>Missouri Lead Abatement Loan - 0893</u></b>				
Health and Senior Services	1,000.00	---	---	1,000.00
<b><u>Workers Memorial - 0895</u></b>				
Labor and Industrial Relations	250,000.00	---	---	250,000.00
<b><u>AgriMissouri - 0897</u></b>				
Agriculture	40,000.00	1,573.41	---	38,426.59

STATE OF MISSOURI  
SUMMARY OF APPROPRIATIONS BY FUND AND DEPARTMENT  
SPECIAL REVENUE FUNDS  
FOR THE APPROPRIATION YEAR 2018

---

	Appropriations	Expenditures and Appropriated Transfers Out	Reappropriations to 2019	Lapse of Appropriations
<b><u>Dry-Cleaning Environmental Response Trust - 0898</u></b>				
Office of Administration	441.00	208.61	---	232.39
Natural Resources	439,778.00	107,537.84	---	332,240.16
<b><u>Missouri National Guard Trust - 0900</u></b>				
Office of Administration	1,404.00	---	---	1,404.00
Public Safety	5,191,597.00	2,897,922.59	---	2,293,674.41
<b><u>Agriculture Development - 0904</u></b>				
Office of Administration	879.00	---	---	879.00
Agriculture	220,298.00	68,331.72	---	151,966.28
<b><u>Mined Land Reclamation - 0906</u></b>				
Executive	15,210.00	15,210.00	---	---
Office of Administration	3,445.00	1,648.62	---	1,796.38
Natural Resources	1,390,268.00	360,195.88	---	1,030,072.12
<b><u>Manufactured Housing Consumer Recovery - 0909</u></b>				
Economic Development	192,000.00	---	---	192,000.00
<b><u>Babler State Park - 0911</u></b>				
Natural Resources	131,601.00	107,619.03	---	23,981.97
<b><u>Deputy Sheriff Salary Supplementation - 0913</u></b>				
Public Safety	7,200,000.00	2,984,534.77	---	4,215,465.23
<b><u>Governor's Council on Physical Fitness Institution Gift Trust - 0924</u></b>				
Health and Senior Services	47,500.00	86.70	---	47,413.30
<b><u>Mental Health Trust - 0926</u></b>				
Mental Health	2,402,574.00	854,177.47	---	1,548,396.53
<b><u>Cigarette Fire Safety and Firefighter Protection - 0937</u></b>				
Public Safety	31,221.00	27,756.70	---	3,464.30
<b><u>Special Employment Security - 0949</u></b>				
Office of Administration	111,098.00	280.41	---	110,817.59
Economic Development	2,216,038.00	2,003,058.14	---	212,979.86
Labor and Industrial Relations	7,522,953.00	724,029.66	420,390.00	6,378,533.34
<b><u>State Fair Trust - 0951</u></b>				
Agriculture	9,900.00	1,450.00	---	8,450.00
<b><u>Aviation Trust - 0952</u></b>				
Office of Administration	5,750.00	---	---	5,750.00
Transportation	12,315,482.00	8,920,628.02	---	3,394,853.98
Revenue	50,000.00	3,359.60	---	46,640.40

**STATE OF MISSOURI**  
**SUMMARY OF APPROPRIATIONS BY FUND AND DEPARTMENT**  
**SPECIAL REVENUE FUNDS**  
**FOR THE APPROPRIATION YEAR 2018**

	Appropriations	Expenditures and Appropriated Transfers Out	Reappropriations to 2019	Lapse of Appropriations
<b><u>Unemployment Automation - 0953</u></b>				
Office of Administration	12,835,215.00	6,547,544.45	---	6,287,670.55
Labor and Industrial Relations	435,303.00	116,591.88	---	318,711.12
<b><u>Ambulance Service Reimbursement Allowance - 0958</u></b>				
Office of Administration	1.00	0.78	---	0.22
Social Services	25,904,284.00	19,972,763.83	---	5,931,520.17
<b><u>Agriculture Protection - 0970</u></b>				
Executive	11,216.00	10,657.72	---	558.28
Office of Administration	199,318.00	74,253.41	---	125,064.59
Agriculture	7,694,893.00	6,669,803.65	---	1,025,089.35
<b><u>State Mine Inspection - 0973</u></b>				
Labor and Industrial Relations	54,892.00	43,124.58	---	11,767.42
<b><u>Livestock Feed and Crop Loan Program - 0978</u></b>				
Agriculture	13,435.00	---	---	13,435.00
<b><u>Tobacco Control Special - 0984</u></b>				
Revenue	45,602.00	---	---	45,602.00
<b><u>Large Carnivore - 0988</u></b>				
Agriculture	5,000.00	300.00	---	4,700.00
<b><u>Medicaid Provider Enrollment - 0990</u></b>				
Social Services	51,500.00	51,500.00	---	---
<b><u>WWI Memorial Trust - 0993</u></b>				
Public Safety	150,000.00	103,650.00	---	46,350.00
Subtotals	5,438,880,117.00	4,483,214,656.22	53,762,492.00	901,902,968.78
<b>Appropriated Transfers Out</b>	<b>2,038,882,808.00</b>	<b>1,823,699,554.24</b>	<b>---</b>	<b>215,183,253.76</b>
Totals	<b>\$ 7,477,762,925.00</b>	<b>\$ 6,306,914,210.46</b>	<b>\$ 53,762,492.00</b>	<b>\$ 1,117,086,222.54</b>

**STATE OF MISSOURI  
SUMMARY OF APPROPRIATIONS BY FUND AND DEPARTMENT  
DEBT SERVICE FUNDS  
FOR THE APPROPRIATION YEAR 2018**

---

	Appropriations	Expenditures and Appropriated Transfers Out	Reappropriations to 2019	Lapse of Appropriations
<b><u>Water Pollution Control Bond and Interest - Series A 2007 - 0207</u></b>				
Office of Administration	\$ 2,010,432.00	\$ 2,010,431.25	\$ ---	\$ 0.75
<b><u>Water Pollution Control Bond and Interest - Series A 2010 - 0209</u></b>				
Office of Administration	9,600,750.00	9,600,750.00	---	---
<b><u>Fourth State Building Bond and Interest - Series A 2010 - 0210</u></b>				
Office of Administration	1,070,875.00	1,070,875.00	---	---
<b><u>Stormwater Control Bond and Interest - Series A 2010 - 0211</u></b>				
Office of Administration	1,787,750.00	1,787,750.00	---	---
<b><u>Fourth State Building Bond and Interest - Series A 2012 - 0212</u></b>				
Office of Administration	24,798,400.00	24,798,400.00	---	---
<b><u>Water Pollution Control Bond and Interest - Series A 2012 - 0213</u></b>				
Office of Administration	16,459,050.00	16,459,050.00	---	---
<b><u>State Road Bond - 0319</u></b>				
Transportation	180,009,881.00	177,675,374.81	---	2,334,506.19
<b><u>Fulton State Hospital Bond and Interest - Series 2014 - 0396</u></b>				
Office of Administration	12,944,819.00	12,351,012.50	---	593,806.50
Totals	<u>\$ 248,681,957.00</u>	<u>\$ 245,753,643.56</u>	<u>\$ ---</u>	<u>\$ 2,928,313.44</u>



**STATE OF MISSOURI**  
**SUMMARY OF APPROPRIATIONS BY FUND AND DEPARTMENT**  
**CAPITAL PROJECTS FUNDS**  
**FOR THE APPROPRIATION YEAR 2018**

	Appropriations	Expenditures and Appropriated Transfers Out	Reappropriations to 2019	Lapse of Appropriations
<b><u>Stormwater Control -</u></b>				
<b><u>Series A 2002 - 37H - 0302</u></b>				
Natural Resources	\$ 10,000.00	\$ ---	\$ ---	\$ 10,000.00
<b><u>BPB Series A 2018 - State</u></b>				
<b><u>Facilities Bond Proceeds - 0307</u></b>				
Office of Administration	435,036.00	435,035.10	---	0.90
Elementary and Secondary Education	4,947.00	4,946.50	---	0.50
Mental Health	954,838.00	954,837.97	---	0.03
Natural Resources	109,373.00	109,371.12	---	1.88
Public Safety	1,832,907.00	1,832,906.97	---	0.03
Social Services	44,878.00	44,877.20	---	0.80
Corrections	1,345,821.00	1,345,820.59	---	0.41
<b><u>BPB Series A 2015 Bond</u></b>				
<b><u>Proceeds - 0312</u></b>				
Higher Education	964,873.00	964,873.00	---	---
<b><u>State Road - 0320</u></b>				
Office of Administration	529,559.00	115,186.92	---	414,372.08
Transportation	1,922,013,474.00	1,765,679,334.83	---	156,334,139.17
<b><u>Water Pollution Control</u></b>				
<b><u>Series A 2007 - 37G - 0329</u></b>				
Natural Resources	10,000.00	---	---	10,000.00
<b><u>Water Pollution Control</u></b>				
<b><u>Series A 2007 - 37E - 0330</u></b>				
Natural Resources	20,000.00	---	---	20,000.00
<b><u>BPB Series A 2016 Capitol Bond</u></b>				
<b><u>Proceeds - 0362</u></b>				
Office of Administration	34,666,069.00	3,765,917.45	21,600,607.00	9,299,544.55
<b><u>BPB Series A 2016 State Facilities</u></b>				
<b><u>Bond Proceeds - 0363</u></b>				
Office of Administration	11,740,666.00	2,957,166.71	8,783,499.00	0.29
Agriculture	2,684,431.00	2,649,792.25	34,638.00	0.75
Elementary and Secondary Education	3,220,447.00	2,629,456.12	590,990.00	0.88
Mental Health	8,966,043.00	5,808,501.79	3,157,541.00	0.21
Natural Resources	6,753,329.00	1,841,201.99	4,912,124.00	3.01
Public Safety	10,145,312.00	7,183,709.49	2,961,602.00	0.51
Social Services	3,345,828.00	2,865,610.41	480,217.00	0.59
Corrections	9,860,376.00	7,200,256.53	2,660,119.00	0.47
<b><u>Board of Public Buildings</u></b>				
<b><u>Series A 2016 Education Bond</u></b>				
<b><u>Proceeds - 0364</u></b>				
Higher Education	15,843,711.00	4,492,322.58	11,351,380.00	8.42
<b><u>Board of Public Buildings</u></b>				
<b><u>Series A 2017 Education Bond</u></b>				
<b><u>Proceeds - 0366</u></b>				
Higher Education	70,999,904.00	70,999,901.44	---	2.56

**STATE OF MISSOURI**  
**SUMMARY OF APPROPRIATIONS BY FUND AND DEPARTMENT**  
**CAPITAL PROJECTS FUNDS**  
**FOR THE APPROPRIATION YEAR 2018**

---

	<u>Appropriations</u>	<u>Expenditures and Appropriated Transfers Out</u>	<u>Reappropriations to 2019</u>	<u>Lapse of Appropriations</u>
<b><u>State Historical Society</u></b>				
<b><u>Series A 2016 - 0390</u></b>				
Office of Administration	33,384,673.00	9,502,451.84	23,882,221.00	0.16
<b><u>Fulton State Hospital Series</u></b>				
<b><u>2016 Bond Proceeds - 0393</u></b>				
Mental Health	53,043,652.00	53,043,651.74	---	0.26
<b><u>Fulton State Hospital Series</u></b>				
<b><u>2014 Bond Proceeds - 0397</u></b>				
Mental Health	57,522,041.00	8,696,114.99	48,825,926.00	0.01
Subtotals	2,250,452,188.00	1,955,123,245.53	129,240,864.00	166,088,078.47
<b>Appropriated Transfers Out</b>	18,543,087.00	16,527,202.76	---	2,015,884.24
Totals	<u>\$ 2,268,995,275.00</u>	<u>\$ 1,971,650,448.29</u>	<u>\$ 129,240,864.00</u>	<u>\$ 168,103,962.71</u>

STATE OF MISSOURI  
SUMMARY OF APPROPRIATIONS BY FUND AND DEPARTMENT  
PERMANENT FUNDS  
FOR THE APPROPRIATION YEAR 2018

---

	<u>Appropriations</u>	<u>Expenditures and Appropriated Transfers Out</u>	<u>Reappropriations to 2019</u>	<u>Lapse of Appropriations</u>
<b><u>Confederate Memorial Park - 0812</u></b>				
Natural Resources	\$ 165.00	\$ ---	\$ ---	\$ 165.00
<b><u>Champ W. Smith and Mary C. Smith Memorial Endowment Trust - 0873</u></b>				
Health and Senior Services	<u>10,000.00</u>	<u>2,000.00</u>	<u>---</u>	<u>8,000.00</u>
Totals	<u>\$ 10,165.00</u>	<u>\$ 2,000.00</u>	<u>\$ ---</u>	<u>\$ 8,165.00</u>

STATE OF MISSOURI  
SUMMARY OF APPROPRIATIONS BY FUND AND DEPARTMENT  
ENTERPRISE FUNDS  
FOR THE APPROPRIATION YEAR 2018

---

	Appropriations	Expenditures and Appropriated Transfers Out	Reappropriations to 2019	Lapse of Appropriations
<b><u>Federal Surplus Property - 0407</u></b>				
Office of Administration	\$ 3,117,768.00	\$ 1,876,720.26	\$ ---	\$ 1,241,047.74
<b><u>Single-Purpose Animal Facilities</u></b>				
<b><u>Loan Program - 0408</u></b>				
Office of Administration	1,154.00	512.38	---	641.62
Agriculture	126,652.00	80,714.50	---	45,937.50
<b><u>Single-Purpose Animal Facilities</u></b>				
<b><u>Loan Guarantee - 0409</u></b>				
Agriculture	201,046.00	---	---	201,046.00
<b><u>State Fair Fee - 0410</u></b>				
Office of Administration	55,915.00	30,595.20	---	25,319.80
Agriculture	4,784,762.00	4,385,345.22	---	399,416.78
<b><u>Agricultural Product Utilization</u></b>				
<b><u>and Business Development</u></b>				
<b><u>Loan Guarantee - 0411</u></b>				
Agriculture	624,501.00	---	---	624,501.00
<b><u>Agricultural Product Utilization</u></b>				
<b><u>Grant - 0413</u></b>				
Agriculture	100.00	---	---	100.00
<b><u>Missouri Dairy Industry</u></b>				
<b><u>Revitalization - 0414</u></b>				
Agriculture	700,000.00	700,000.00	---	---
<b><u>State Park Earnings - 0415</u></b>				
Office of Administration	33,065.00	14,228.78	---	18,836.22
Natural Resources	15,290,529.00	6,327,913.75	4,223,255.00	4,739,360.25
<b><u>Natural Resources Revolving</u></b>				
<b><u>Services - 0425</u></b>				
Office of Administration	406.00	210.54	---	195.46
Natural Resources	2,997,402.00	2,003,232.08	---	994,169.92
<b><u>Land Survey Revolving Service - 0426</u></b>				
Agriculture	80,000.00	38,784.96	---	41,215.04
<b><u>Historic Preservation Revolving - 0430</u></b>				
Office of Administration	2,338.00	1,128.17	---	1,209.83
Natural Resources	3,759,770.00	553,377.99	500,000.00	2,706,392.01
<b><u>Missouri Veterans' Homes - 0460</u></b>				
Office of Administration	1,908,359.00	1,635,897.93	---	272,461.07
Public Safety	80,505,941.00	78,485,697.05	---	2,020,243.95
<b><u>Petroleum Storage Tank</u></b>				
<b><u>Insurance - 0585</u></b>				
Executive	27,712.00	27,712.00	---	---
Office of Administration	5,658.00	2,524.13	---	3,133.87
Natural Resources	23,120,867.00	18,046,761.21	---	5,074,105.79
Revenue	29,462.00	27,844.19	---	1,617.81

**STATE OF MISSOURI  
SUMMARY OF APPROPRIATIONS BY FUND AND DEPARTMENT  
ENTERPRISE FUNDS  
FOR THE APPROPRIATION YEAR 2018**

---

	Appropriations	Expenditures and Appropriated Transfers Out	Reappropriations to 2019	Lapse of Appropriations
<b><u>Department of Revenue</u></b>				
<b><u>Information - 0619</u></b>				
Revenue	5,000.00	35.00	---	4,965.00
<b><u>State Environmental Improvement</u></b>				
<b><u>Authority - 0654</u></b>				
Natural Resources	1.00	---	---	1.00
<b><u>Lottery Enterprise - 0657</u></b>				
Executive	58,085.00	58,085.00	---	---
Office of Administration	4,752.00	765.18	---	3,986.82
Revenue	67,861,493.00	64,515,556.17	---	3,345,936.83
<b><u>State Lottery - 0682</u></b>				
Revenue	174,075,218.00	166,459,472.04	---	7,615,745.96
<b><u>Missouri Wine and Grape - 0787</u></b>				
Office of Administration	14,709.00	6,463.24	---	8,245.76
Agriculture	1,898,851.00	1,837,738.76	---	61,112.24
Subtotals	381,291,516.00	347,117,315.73	4,723,255.00	29,450,945.27
<b>Appropriated Transfers Out</b>	434,581,710.00	409,985,953.38	---	24,595,756.62
Totals	\$ 815,873,226.00	\$ 757,103,269.11	\$ 4,723,255.00	\$ 54,046,701.89

**STATE OF MISSOURI**  
**SUMMARY OF APPROPRIATIONS BY FUND AND DEPARTMENT**  
**INTERNAL SERVICE FUNDS**  
**FOR THE APPROPRIATION YEAR 2018**

	Appropriations	Expenditures and Appropriated Transfers Out	Reappropriations to 2019	Lapse of Appropriations
<b><u>Mental Health Interagency</u></b>				
<b><u>Payments - 0109</u></b>				
Mental Health	\$ 13,300,829.00	\$ 10,281,532.83	\$ ---	\$ 3,019,296.17
<b><u>Natural Resources Cost</u></b>				
<b><u>Allocation - 0500</u></b>				
Executive	30,668.00	27,964.48	---	2,703.52
Office of Administration	5,098,201.00	4,296,359.93	---	801,841.07
Natural Resources	6,493,660.00	5,108,839.42	---	1,384,820.58
<b><u>State Facility Maintenance and</u></b>				
<b><u>Operation - 0501</u></b>				
Executive	8,461.00	8,454.04	---	6.96
Office of Administration	59,753,383.00	57,361,555.96	---	2,391,827.04
<b><u>DIFP Administrative - 0503</u></b>				
Executive	13,911.00	11,179.75	---	2,731.25
Office of Administration	133,607.00	41,128.62	---	92,478.38
Insurance, Financial Institutions and Professional Registration	167,484.00	148,051.43	---	19,432.57
<b><u>Office of Administration Revolving</u></b>				
<b><u>Administrative Trust - 0505</u></b>				
Office of Administration	26,225,514.00	16,533,132.95	241,582.00	9,450,799.05
<b><u>Working Capital Revolving - 0510</u></b>				
Office of Administration	244,308.00	226,487.90	---	17,820.10
Corrections	30,842,321.00	22,217,683.40	---	8,624,637.60
<b><u>Central Check Mailing Service</u></b>				
<b><u>Revolving - 0515</u></b>				
Executive	237,382.00	74,524.96	---	162,857.04
<b><u>House of Representatives</u></b>				
<b><u>Revolving - 0520</u></b>				
Legislature	45,000.00	12,660.01	---	32,339.99
<b><u>Supreme Court Publications</u></b>				
<b><u>Revolving - 0525</u></b>				
Judiciary	150,000.00	16,449.94	---	133,550.06
<b><u>Adjutant General Revolving - 0530</u></b>				
Public Safety	25,000.00	8,241.60	---	16,758.40
<b><u>Senate Revolving - 0535</u></b>				
Legislature	40,000.00	200.00	---	39,800.00
<b><u>Inmate - 0540</u></b>				
Office of Administration	15,199.00	---	---	15,199.00
Mental Health	3,513,879.00	3,013,779.00	---	500,100.00
Corrections	11,379,547.00	6,128,350.89	---	5,251,196.11

**STATE OF MISSOURI**  
**SUMMARY OF APPROPRIATIONS BY FUND AND DEPARTMENT**  
**INTERNAL SERVICE FUNDS**  
**FOR THE APPROPRIATION YEAR 2018**

	<u>Appropriations</u>	<u>Expenditures and Appropriated Transfers Out</u>	<u>Reappropriations to 2019</u>	<u>Lapse of Appropriations</u>
<b><u>Social Services Administrative</u></b>				
<b><u>Trust - 0545</u></b>				
Office of Administration	400,648.00	3,681.60	---	396,966.40
Social Services	1,204,466.00	795,779.48	---	408,686.52
<b><u>Economic Development</u></b>				
<b><u>Administrative - 0547</u></b>				
Executive	16,896.00	14,614.74	---	2,281.26
Office of Administration	709,964.00	86,608.29	---	623,355.71
Economic Development	1,243,915.00	844,695.80	---	399,219.20
<b><u>Professional Registration</u></b>				
<b><u>Fees - 0689</u></b>				
Executive	29,200.00	29,200.00	---	---
Office of Administration	1,244,051.00	912,416.19	---	331,634.81
Insurance, Financial Institutions and Professional Registration	5,091,908.00	4,382,872.34	---	709,035.66
<b><u>MO Revolving Info Tech Trust - 0980</u></b>				
Office of Administration	95,831,557.00	70,332,712.23	---	25,498,844.77
Subtotals	263,490,959.00	202,919,157.78	241,582.00	60,330,219.22
<b>Appropriated Transfers Out</b>	39,434,797.00	26,186,005.37	---	13,248,791.63
Totals	<u>\$ 302,925,756.00</u>	<u>\$ 229,105,163.15</u>	<u>\$ 241,582.00</u>	<u>\$ 73,579,010.85</u>

**STATE OF MISSOURI  
SUMMARY OF APPROPRIATIONS BY FUND AND DEPARTMENT  
AGENCY FUNDS  
FOR THE APPROPRIATION YEAR 2018**

---

	Appropriations	Expenditures and Appropriated Transfers Out	Reappropriations to 2019	Lapse of Appropriations
<b><u>American Cancer Society, Heartland Division, Inc. - 0700</u></b>				
Revenue	\$ 13,500.00	\$ 6,271.65	\$ ---	\$ 7,228.35
<b><u>State Retirement Contributions - 0701</u></b>				
Office of Administration	393,255,045.00	363,128,339.60	---	30,126,705.40
<b><u>Social Security Contributions - 0702</u></b>				
Office of Administration	161,922,767.00	149,984,437.01	---	11,938,329.99
<b><u>ALS Lou Gehrig's Disease - 0703</u></b>				
Revenue	3,500.00	1,803.30	---	1,696.70
<b><u>Muscular Dystrophy Association - 0707</u></b>				
Revenue	2,500.00	781.50	---	1,718.50
<b><u>Arthritis Foundation - 0708</u></b>				
Revenue	2,500.00	1,049.16	---	1,450.84
<b><u>National Multiple Sclerosis Society - 0709</u></b>				
Revenue	3,500.00	1,750.17	---	1,749.83
<b><u>Proceeds of Surplus Property Sales - 0710</u></b>				
Office of Administration	299,894.00	291,440.60	---	8,453.40
<b><u>American Diabetes Association Gateway Area - 0713</u></b>				
Revenue	4,500.00	2,966.84	---	1,533.16
<b><u>American Heart Association - 0714</u></b>				
Revenue	3,500.00	2,775.37	---	724.63
<b><u>March of Dimes - 0716</u></b>				
Revenue	6,000.00	1,703.75	---	4,296.25
<b><u>Missouri Community College Job Retention Training Program - 0717</u></b>				
Economic Development	10,000,000.00	3,520,566.20	---	6,479,433.80
<b><u>Circuit Courts Escrow - 0718</u></b>				
Judiciary	2,524,249.00	2,524,193.72	---	55.28
<b><u>Missouri Military Family Relief - 0719</u></b>				
Public Safety	150,000.00	22,379.46	---	127,620.54
<b><u>Debt Offset Escrow - 0753</u></b>				
Elementary and Secondary Education	1,000.00	1,000.00	---	---
Higher Education	6,186,000.00	4,808,388.40	---	1,377,611.60
Labor and Industrial Relations	5,000,000.00	2,781,993.82	---	2,218,006.18
Revenue	1,164,119.00	1,163,944.78	---	174.22
Social Services	9,000,000.00	3,591,539.34	---	5,408,460.66



**STATE OF MISSOURI  
SUMMARY OF APPROPRIATIONS BY FUND AND DEPARTMENT  
AGENCY FUNDS  
FOR THE APPROPRIATION YEAR 2018**

---

	Appropriations	Expenditures and Appropriated Transfers Out	Reappropriations to 2019	Lapse of Appropriations
<b><u>Agriculture Bond Trustee - 0756</u></b>				
Agriculture	129,000.00	46,930.82	---	82,069.18
<b><u>Proprietary School Bond - 0760</u></b>				
Higher Education	400,000.00	100,000.00	---	300,000.00
<b><u>Missouri Consolidated Health Care Plan Benefit - 0765</u></b>				
Office of Administration	403,350,316.00	400,672,698.74	---	2,677,617.26
<b><u>Missouri State Employees' Voluntary Life Insurance - 0910</u></b>				
Office of Administration	3,900,000.00	3,545,039.77	---	354,960.23
<b><u>Pediatric Cancer Res Trust - 0959</u></b>				
Revenue	3,500.00	2,449.12	---	1,050.88
<b><u>American Red Cross Trust - 0987</u></b>				
Revenue	7,000.00	3,580.49	---	3,419.51
Subtotals	997,332,390.00	936,208,023.61	---	61,124,366.39
<b>Appropriated Transfers Out</b>	10,348,041.00	8,643,133.10	---	1,704,907.90
Totals	\$ 1,007,680,431.00	\$ 944,851,156.71	\$ ---	\$ 62,829,274.29

**STATE OF MISSOURI  
SUMMARY OF APPROPRIATIONS BY FUND AND DEPARTMENT  
PRIVATE PURPOSE TRUST FUNDS  
FOR THE APPROPRIATION YEAR 2018**

---

	<u>Appropriations</u>	<u>Expenditures and Appropriated Transfers Out</u>	<u>Reappropriations to 2019</u>	<u>Lapse of Appropriations</u>
<b><u>Abandoned Fund Account - 0863</u></b>				
Executive	\$ 51,171,264.00	\$ 45,645,748.54	\$ ---	\$ 5,525,515.46
<b><u>State Seminary - 0872</u></b>				
Higher Education	3,000,000.00	---	---	3,000,000.00
<b><u>Alternative Care Trust - 0905</u></b>				
Social Services	<u>16,500,000.00</u>	<u>13,260,660.21</u>	<u>---</u>	<u>3,239,339.79</u>
Subtotals	70,671,264.00	58,906,408.75	---	11,764,855.25
<b>Appropriated Transfers Out</b>	<u>48,432,790.00</u>	<u>47,357,061.99</u>	<u>---</u>	<u>1,075,728.01</u>
Totals	<u>\$ 119,104,054.00</u>	<u>\$ 106,263,470.74</u>	<u>\$ ---</u>	<u>\$ 12,840,583.26</u>

**STATE OF MISSOURI  
SUMMARY OF APPROPRIATION ACTIVITY  
GENERAL FUND - GENERAL REVENUE FUNDS  
FOR THE APPROPRIATION YEAR 2018**

	H.B. No.	Appr. No.	Appropriations	Expenditures and Transfers Out	Reappropriations to 2019	Lapse of Appropriations
<b><u>LEGISLATURE</u></b>						
LEGISLATURE LEASING	13.005	7488	\$ 8,217.00	\$ 7,426.98	\$ ---	\$ 790.02
LEGISLATURE STATE OWNED	13.010	7771	1,728,803.00	1,728,802.96	---	0.04
<b><u>Senate</u></b>						
SENATORS' SALARIES	12.500	0003	1,226,610.00	1,186,491.58	---	40,118.42
SENATORS' MILEAGE	12.500	0004	87,406.00	72,134.46	---	15,271.54
SENATORS' PER DIEM	12.500	0005	251,100.00	251,100.00	---	---
JOINT CONTINGENT EXP E&E	12.500	1052	225,000.00	122,372.77	---	102,627.23
JOINT COMM ON ADMIN RULE	12.525	4189	139,435.00	134,202.76	---	5,232.24
JOINT COMM RETIREMENT SYS	12.525	4190	169,669.00	112,112.94	---	57,556.06
JOINT COMM EDUCATION	12.525	9201	76,245.00	68,208.11	---	8,036.89
SENATE CONTINGENT EXP	12.500	9801	10,483,713.00	9,953,774.81	---	529,938.19
<b><u>House of Representatives</u></b>						
REPS EXP VOUCHERS	12.505	1532	1,370,691.00	1,227,454.45	---	143,236.55
NATL CONF OF INS LGISLTRS	12.510	3948	10,000.00	10,000.00	---	---
ORGANIZATIONAL DUES	12.510	3949	10,000.00	---	---	10,000.00
REPRESENTATIVES SALARIES	12.505	4257	5,861,145.00	5,725,305.93	---	135,839.07
REPRESENTATIVES MILEAGE	12.505	4258	395,491.00	343,659.70	---	51,831.30
REPRESENTATIVES PER DIEM	12.505	4259	1,290,960.00	1,290,960.00	---	---
HOUSE CONTINGENT EXPENSES	12.505	6725	12,488,635.00	12,368,807.68	---	119,827.32
NATL CONF ON ST LEGISLTRS	12.510	9000	220,000.00	212,175.00	---	7,825.00
<b><u>Committee on Legislative Research</u></b>						
COMM ON LEG RESEARCH	12.515	0013	560,790.00	557,864.34	---	2,925.66
RSA AUDIT/PROGRAM EVAL	12.515	2260	100,000.00	---	---	100,000.00
<b><u>Legislative Research - Oversight</u></b>						
LEG RESEARCH OVERSIGHT	12.515	3084	726,422.00	556,407.70	---	170,014.30
<b><u>JUDICIARY</u></b>						
JUDICIARY LEASING	13.005	6083	2,182,290.00	2,181,616.75	---	673.25
JUDICIARY STATE OWNED	13.010	7789	247,819.00	240,518.88	---	7,300.12

**Judicial Proceedings and Review**

JUD PROCEED & REVIEW PS	12.300	0030	2,697,227.00	2,688,490.68	---	8,736.32
JUD PROCEED & REVIEW E&E	12.300	0033	1,361,409.00	1,325,256.65	---	36,152.35
SUP COURT JUDGES SALARIES	12.300	0907	1,224,131.00	1,223,623.15	---	507.85

**Office of State Courts Administrator**

STATE COURTS ADMIN E&E	12.305	0039	816,059.00	814,437.52	---	1,621.48
STATE COURTS ADMIN PS	12.305	0524	6,601,368.00	6,594,546.22	---	6,821.78
JUDICIAL REPORT	12.330	1732	100,000.00	30,192.00	---	69,808.00
ICM SUPPORT E&E	12.305	7083	3,609,746.00	3,600,841.20	---	8,904.80
OPD TRANSCRIPT COSTS	12.305	8689	582,053.00	502,862.70	---	79,190.30

**Court of Appeals**

APPEALS WEST DIST PS	12.335	0041	1,984,527.00	1,984,366.30	---	160.70
APPEALS WEST DIST E&E	12.335	0044	460,995.00	460,488.98	---	506.02
APPEALS EAST DIST PS	12.335	0046	2,693,085.00	2,683,520.42	---	9,564.58
APPEALS EAST DIST E&E	12.335	0050	451,369.00	451,369.00	---	---
APPEALS SOUTH DIST PS	12.335	0052	1,223,514.00	1,213,453.84	---	10,060.16
APPEALS-SOUTH DIST E&E	12.335	0054	242,669.00	228,338.43	---	14,330.57
JUDGES SALARIES WEST DIST	12.335	0847	1,747,330.00	1,716,149.66	---	31,180.34
JUDGES SALARIES EAST DIST	12.335	0848	2,223,875.00	2,222,936.24	---	938.76
JUDGES SALARIES SOUTH PS	12.335	0849	1,111,937.00	1,111,468.12	---	468.88

**Circuit Courts**

CP-JUDGES-COMM PS	12.340	0853	54,115,912.00	53,389,647.38	---	726,264.62
CP-STATUTORY PS	12.340	0856	15,962,094.00	15,783,807.29	---	178,286.71
JUVENILE PERSONNEL	12.340	2902	7,579,900.00	7,579,900.00	---	---
CP-NON-STATUTORY PS	12.340	3354	67,570,781.00	65,834,169.19	---	1,736,611.81
CASA PROGRAMS	12.345	4160	500,000.00	500,000.00	---	---
17TH CIRCUIT PS	12.340	4216	171,021.00	75,186.77	---	95,834.23
17TH CIRCUIT E&E	12.340	4223	2,896.00	2,896.00	---	---
CIRCUIT PERSONNEL E&E	12.340	5274	5,778,404.00	5,777,546.95	---	857.05
CASA PROGRAMS (Fund 0590)	12.345	4167	100,000.00	73,235.82	---	26,764.18

**Drug Court Coord Commission**

MEDICATN ASSISTED TRTMNT (Fund 0733)	12.370	2693	1,000,000.00	533,414.08	---	466,585.92
DRUG COURTS E&E (Fund 0733)	12.370	5197	5,759,038.00	5,597,956.34	---	161,081.66
DRUG COURTS PS (Fund 0733)	12.370	5902	210,943.00	194,568.00	---	16,375.00

**Other Programs**

CRRD-INVESTIGATOR PS	12.355	1208	15,024.00	688.32	---	14,335.68
RETIR DISCIPL & REMOVE PS	12.355	2204	195,826.00	195,718.21	---	107.79
RETIR. DISCIPL & REMOV E&E	12.355	2205	42,667.00	39,534.08	---	3,132.92
APPELLATE JUDICIAL COMM	12.360	4211	7,741.00	428.40	---	7,312.60

**STATE OF MISSOURI  
SUMMARY OF APPROPRIATION ACTIVITY  
GENERAL FUND - GENERAL REVENUE FUNDS  
FOR THE APPROPRIATION YEAR 2018**

	H.B. No.	Appr. No.	Appropriations	Expenditures and Transfers Out	Reappropriations to 2019	Lapse of Appropriations
<b><u>Public Defender System</u></b>						
PUBLIC DEFENDER SVS PS	12.400	0911	28,940,575.00	28,940,574.34	---	0.66
PUBLIC DEFENDER SVS E&E	12.400	0912	8,835,935.00	8,835,934.84	---	0.16
<b><u>Extraordinary</u></b>						
EXTRAORDINARY EXP/CONFLCT	12.400	8727	4,721,071.00	4,720,920.96	---	150.04
<b><u>EXECUTIVE</u></b>						
<b><u>Governor's Office</u></b>						
GOVERNORS OFFICE ST OWNED	13.010	2662	383,655.00	382,892.12	---	762.88
SPECIAL AUDITS	12.015	2749	30,000.00	---	---	30,000.00
CONSTITUENT SERV	12.006	4008	79,454.00	62,425.08	---	17,028.92
COO	12.008	4022	113,987.00	113,962.72	---	24.28
BOARDS AND COMM	12.007	4032	48,247.00	33,948.60	---	14,298.40
GOVERNOR'S OFFICE	12.005	5600	2,126,258.00	2,125,908.00	---	350.00
<b><u>Mansion Operating</u></b>						
MANSION OPERATING EXP	12.005	5599	99,199.00	96,652.25	---	2,546.75
<b><u>National Guard Emergency Duty</u></b>						
NATIONAL GUARD EMERGENCY	12.010	0064	4,000,001.00	2,226,199.08	---	1,773,801.92
<b><u>Lieutenant Governor</u></b>						
LIEUTENANT GOVERNOR PS	12.020	0072	457,748.00	348,024.22	---	109,723.78
LT GOV OFFICE ST OWNED	13.010	2664	31,432.00	31,432.00	---	---
LIEUTENANT GOVERNOR E&E	12.020	5914	80,677.00	78,997.47	---	1,679.53
<b><u>Secretary of State</u></b>						
SEC OF STATE PS	12.025	0073	7,603,512.00	7,597,031.26	---	6,480.74
SEC OF STATE E&E	12.025	0077	2,875,226.00	2,851,515.87	---	23,710.13
REFUNDS	12.035	0080	50,000.00	28,109.30	---	21,890.70
SEC OF STATE LEASING	13.005	6080	668,781.00	592,974.68	---	75,806.32
SEC OF STATE STATE OWNED	13.010	7773	940,997.00	940,996.40	---	0.60
SEC OF STATE STATE OWNED (Fund 0829)	13.010	7776	13,323.00	13,322.64	---	0.36

**Elections**

ELECTIONS PUBLIC NOTICE	12.045	0079	1.00	---	---	1.00
ABSENTEE BALLOTS	12.050	2041	50,000.00	50,000.00	---	---
SPECIAL ELECTION COSTS (Fund 0686)	12.065	0787	900,000.00	809,191.56	---	90,808.44

**Securities**

INVESTORS' RESTITUTION (Fund 0741)	12.040	5925	2,000,000.00	366,144.76	---	1,633,855.24
SEC OF STATE PS (Fund 0829)	12.025	5532	795,242.00	273,924.88	---	521,317.12
SEC OF STATE E&E (Fund 0829)	12.025	5533	947,964.00	327,181.90	---	620,782.10

**Library Services**

REAL	12.095	1048	2,000,000.00	2,000,000.00	---	---
STATE AID PUBLIC LIBRARY	12.090	4196	2,323,776.00	2,323,776.00	---	---
LIBRARY NETWORKING FUND (Fund 0822)	12.105	4200	1,110,000.00	776,000.00	---	334,000.00

**Wolfner Library**

SEC OF STATE E&E (Fund 0928)	12.025	4195	30,000.00	29,906.36	---	93.64
------------------------------	--------	------	-----------	-----------	-----	-------

**State Auditor**

STATE AUDITOR PS	12.115	0084	5,573,479.00	5,131,494.54	---	441,984.46
STATE AUDITOR E&E	12.115	0087	1,107,859.00	868,272.62	---	239,586.38
AUDITOR LEASING	13.005	3192	9,628.00	5,468.56	---	4,159.44
AUDITOR STATE OWNED	13.010	7777	184,582.00	179,181.76	---	5,400.24
STATE AUDITOR PS (Fund 0648)	12.115	8486	861,847.00	224,008.44	---	637,838.56
STATE AUDITOR E&E (Fund 0648)	12.115	8487	31,616.00	31,616.00	---	---

**State Treasurer**

DUPLICATE/OUTLAWED CHECKS	12.125	0093	3,750,000.00	1,803,708.18	---	1,946,291.82
LINKED DEPOSIT REFUNDS	12.145	8364	2,500.00	694.36	---	1,805.64
STATE TREASURER PS (Fund 0164)	12.120	0844	1,649,870.00	1,600,505.98	---	49,364.02
STATE TREASURER E&E (Fund 0164)	12.120	0845	270,672.00	245,297.42	---	25,374.58
TREASURER STATE OWNED (Fund 0164)	13.010	7788	181,629.00	181,629.00	---	---

**Attorney General**

ATTORNEY GENERAL PS	12.165	0095	11,171,630.00	10,959,046.13	---	212,583.87
MEDICAID FRAUD UNIT E&E	12.175	1678	393,949.00	178,216.19	---	215,732.81
ATTORNEY GENERAL LEASING	13.005	3184	358,713.00	348,053.11	---	10,659.89
MEDICAID FRAUD UNIT PS	12.175	3336	331,900.00	202,565.91	---	129,334.09
ATTORNEY GENERAL E&E	12.165	7586	2,414,154.00	2,337,913.70	---	76,240.30
ATTORNEY GENERAL ST OWNED	13.010	7778	466,107.00	453,323.04	---	12,783.96
ATTORNEY GENERAL E&E (Fund 0603)	12.165	2218	187,000.00	121,834.16	---	65,165.84
ATTORNEY GENERAL PS (Fund 0631)	12.165	1529	1,729,253.00	1,696,036.98	---	33,216.02

**STATE OF MISSOURI  
SUMMARY OF APPROPRIATION ACTIVITY  
GENERAL FUND - GENERAL REVENUE FUNDS  
FOR THE APPROPRIATION YEAR 2018**

	H.B. No.	Appr. No.	Appropriations	Expenditures and Transfers Out	Reappropriations to 2019	Lapse of Appropriations
ATTORNEY GENERAL E&E (Fund 0631)	12.165	2315	2,157,176.00	647,627.88	---	1,509,548.12
ATTORNEY GENERAL PS (Fund 0666)	12.165	2215	392,226.00	239,488.02	---	152,737.98
ATTORNEY GENERAL E&E (Fund 0666)	12.165	3003	254,400.00	61,117.65	---	193,282.35
<b><u>Office of Prosecution Services</u></b>						
OFFICE OF PROS SVS PS	12.180	2933	142,720.00	140,869.55	---	1,850.45
OFFICE OF PROS SVS E&E	12.180	2937	42,400.00	36,054.30	---	6,345.70
<b><u>OFFICE OF ADMINISTRATION</u></b>						
CONTRACT REVIEW	05.007	3319	139,882.00	137,053.67	---	2,828.33
<b><u>Commissioner's Office</u></b>						
COMMISSIONER'S OFFICE PS	05.005	0123	648,819.00	627,192.69	---	21,626.31
COMMISSIONER'S OFFICE E&E	05.005	2139	71,868.00	70,753.43	---	1,114.57
OFF EQUAL OPPORTUNITY PS	05.005	3568	218,744.00	207,713.79	---	11,030.21
OFF EQUAL OPPORTUNITY EE	05.005	3571	85,722.00	83,026.70	---	2,695.30
REGIONAL PLANNING COMM	05.285	9184	200,000.00	194,000.00	---	6,000.00
STATEWIDE DUES	05.265	9241	231,000.00	130,200.00	---	100,800.00
<b><u>Division of Accounting</u></b>						
REFUND DED W/H IN ERROR	05.500	0037	36,000.00	16,807.46	---	19,192.54
ACCOUNTING PS	05.010	0154	2,140,125.00	2,063,567.59	---	76,557.41
ACCOUNTING E&E	05.010	0157	126,895.00	117,213.34	---	9,681.66
HIST SCTY BLDG DEBT SERV	05.180	1249	2,333,344.00	2,325,399.42	---	7,944.58
UNEMPLOYMENT BENEFITS	05.480	2238	1,634,325.00	632,932.35	---	1,001,392.65
CMIA-FEDERAL PAYMENTS	05.225	2833	300,000.00	216,773.00	---	83,227.00
HR CONTINGENCY	05.515	3062	36,000.00	---	---	36,000.00
BPB ANNUAL FEES/EXPENSES	05.165	5275	30,654.00	25,498.00	---	5,156.00
L/P DEBT PAYMENTS	05.170	5281	13,664,857.00	13,664,856.26	---	0.74
MU BASKETBALL ARENA	05.175	5732	2,522,625.00	2,522,625.00	---	---
DEBT MANAGEMENT	05.205	6933	83,300.00	10,291.25	---	73,008.75
BPB DEBT SERVICE	05.160	8002	63,158,676.00	61,824,042.23	---	1,334,633.77
PROSECUTIONS/CAP CASE	05.280	9183	30,000.00	14,850.00	---	15,150.00
BPB ISSUANCE COST	05.160	9245	225,000.00	209,831.01	---	15,168.99

CAFETERIA PLAN	05.510	9301	1.00	---	---	1.00
BARTLE HALL	05.210	9352	2,000,000.00	2,000,000.00	---	---
EDWARD JONES	05.220	9353	12,000,000.00	12,000,000.00	---	---
JACKSON CO	05.215	9382	3,000,000.00	3,000,000.00	---	---
TEACHER RETIREMENT CONTR	05.475	9851	120,000.00	79,744.68	---	40,255.32
BPB DEBT SERVICE (Fund 0124)	05.160	9246	14,858,675.00	8,177,550.00	---	6,681,125.00
BPB ISSUANCE COST (Fund 0124)	05.160	9247	400,000.00	146,294.91	---	253,705.09
UNEMPLOYMENT BENEFITS OTH (Fund 0142)	05.480	8879	6.00	5.24	---	0.76
UNEMPLOYMENT BENEFITS OTH (Fund 0144)	05.480	8642	850.00	---	---	850.00
UNEMPLOYMENT BENEFITS OTH (Fund 0164)	05.480	2307	5,183.00	---	---	5,183.00
UNEMPLOYMENT BENEFITS OTH (Fund 0169)	05.480	1920	10,215.00	636.84	---	9,578.16
UNEMPLOYMENT BENEFITS OTH (Fund 0625)	05.480	3718	750.00	---	---	750.00
UNEMPLOYMENT BENEFITS OTH (Fund 0667)	05.480	2183	2,000.00	---	---	2,000.00
UNEMPLOYMENT BENEFITS OTH (Fund 0829)	05.480	1156	4,801.00	4,800.00	---	1.00
UNEMPLOYMENT BENEFITS OTH (Fund 0974)	05.480	1176	1,500.00	357.02	---	1,142.98
<b><u>Division of Budget and Planning</u></b>						
BUDGET & PLANNING E&E	05.015	2140	74,941.00	72,002.16	---	2,938.84
BUDGET & PLANNING PS	05.015	3434	1,655,666.00	1,603,446.21	---	52,219.79
<b><u>Information Technology Services Division</u></b>						
SECURITY ENHANCEMENT PS	05.020	1168	1,137,578.00	1,136,408.16	---	1,169.84
GR IT CONSOLIDATION PS	05.020	1281	3,266,427.00	3,266,426.42	---	0.58
GR IT CONSOLIDATION E&E	05.020	1282	2,870,349.00	2,870,344.10	---	4.90
DOR IT CONSOLID HC PS	05.021	2854	1,361,583.00	1,329,305.99	---	32,277.01
DOR IT CONSOLID HC E&E	05.021	2855	4,129,192.00	4,129,191.99	---	0.01
DOR IT PROJECTS	05.022	3496	307,239.00	307,238.94	---	0.06
OA IT PROJECTS	05.022	3497	18,700.00	18,700.00	---	---
DPS IT PROJECTS	05.022	3503	1.00	---	---	1.00
DOC IT PROJECTS	05.022	3504	361,044.00	361,043.17	---	0.83
DESE CON IT PS	05.021	3618	327,836.00	315,368.19	---	12,467.81
DESE CON IT E&E	05.021	3636	612,484.00	600,551.49	---	11,932.51
DHE CON IT PS	05.021	3638	64,016.00	64,015.10	---	0.90
DHE CON IT E&E	05.021	3639	63,582.00	62,390.75	---	1,191.25
DOR CON IT PS	05.021	3669	1,374,566.00	1,330,144.30	---	44,421.70
DOR CON IT E&E	05.021	3681	4,898,962.00	4,898,960.98	---	1.02
OA CON IT PS	05.021	3683	830,975.00	795,879.32	---	35,095.68
OA CON IT E&E	05.021	3686	3,445,268.00	3,331,041.21	---	114,226.79
MDA CON IT PS	05.021	3725	213,379.00	207,623.06	---	5,755.94
MDA CON IT E&E	05.021	3726	270,244.00	262,220.57	---	8,023.43
DNR CON IT PS	05.021	3753	238,507.00	234,019.56	---	4,487.44
DNR CON IT E&E	05.021	3757	10,791.00	10,791.00	---	---



**STATE OF MISSOURI  
SUMMARY OF APPROPRIATION ACTIVITY  
GENERAL FUND - GENERAL REVENUE FUNDS  
FOR THE APPROPRIATION YEAR 2018**

	H.B. No.	Appr. No.	Appropriations	Expenditures and Transfers Out	Reappropriations to 2019	Lapse of Appropriations
DED CON IT PS	05.021	3758	180,843.00	177,183.17	---	3,659.83
DED CON IT E&E	05.021	3771	203,163.00	197,046.73	---	6,116.27
DOLIR CON IT E&E	05.021	3786	27,250.00	26,816.90	---	433.10
DPS CON IT PS	05.021	3788	513,827.00	506,436.65	---	7,390.35
DPS CON IT E&E	05.021	3789	239,218.00	231,951.24	---	7,266.76
DOC CON IT PS	05.021	3790	1,388,956.00	1,365,170.81	---	23,785.19
DOC CON IT E&E	05.021	3794	3,857,111.00	3,736,358.61	---	120,752.39
DMH CON IT PS	05.021	3795	2,814,156.00	2,732,778.29	---	81,377.71
DMH CON IT E&E	05.021	3798	2,803,754.00	2,720,302.00	---	83,452.00
DHSS CON IT PS	05.021	3799	1,306,832.00	1,287,069.44	---	19,762.56
DHSS CON IT E&E	05.021	3800	119,545.00	118,568.24	---	976.76
DSS CON IT PS	05.021	3809	1,562,976.00	1,513,708.84	---	49,267.16
DSS CON IT E&E	05.021	3810	1,280,555.00	1,243,257.00	---	37,298.00
DED IT PROJECTS PS	05.022	4278	96,852.00	96,851.35	---	0.65
DESE IT PROJECTS PS	05.022	4279	164,597.00	164,596.45	---	0.55
DHE IT PROJECTS PS	05.022	4282	30,320.00	30,319.56	---	0.44
DHSS IT PROJECTS PS	05.022	4283	469,477.00	469,476.35	---	0.65
DMH IT PROJECTS PS	05.022	4284	2,398,144.00	2,398,143.43	---	0.57
DNR IT PROJECTS PS	05.022	4285	165,341.00	165,340.70	---	0.30
DOC IT PROJECTS PS	05.022	4288	615,814.00	615,813.75	---	0.25
DOR IT PROJECTS PS	05.022	4295	952,779.00	952,778.23	---	0.77
DOR IT HC PROJECTS PS	05.022	4297	146,073.00	146,072.20	---	0.80
DPS IT PROJECTS PS	05.022	4299	157,589.00	157,588.36	---	0.64
DSS IT PROJECTS PS	05.022	4324	1,497,337.00	1,497,336.64	---	0.36
MDA IT PROJECTS PS	05.022	4327	42,191.00	42,190.24	---	0.76
OA IT PROJECTS PS	05.022	4329	880,932.00	880,931.04	---	0.96
SECURITY ENHANCEMENT E&E	05.020	8706	7,592,422.00	7,592,421.96	---	0.04
DSS IT PROJECTS-OTHER FUNDS (Fund 0169)	05.022	3617	1.00	---	---	1.00
DSS CON IT PS-OTHER FUNDS (Fund 0169)	05.021	3886	501,274.00	---	---	501,274.00
DSS CON IT E&E-OTHER FUNDS (Fund 0169)	05.021	3888	681,327.00	---	---	681,327.00
DHSS CON IT E&E-OTHER FUNDS (Fund 0276)	05.021	3885	7,689.00	3,138.75	---	4,550.25
E PROCUREMENT E&E (Fund 0495)	05.030	9180	2,000,000.00	1,538,915.61	---	461,084.39
DED CON IT E&E-OTHER FUNDS (Fund 0567)	05.021	3869	2,761.00	---	---	2,761.00
DED IT PROJECTS PS-OTHER FUNDS (Fund 0600)	05.022	4434	6,762.00	6,557.21	---	204.79
DED IT PROJ PS-NC OTHER FUNDS (Fund 0600)	05.022	4572	738.00	---	---	738.00

DED IT CONSOLIDATION E&E (Fund 0600)	05.021	4574	499.00	---	---	499.00
DESE CON IT PS-OTHER FUNDS (Fund 0651)	05.021	3850	89,680.00	4,452.36	---	85,227.64
DESE CON IT E&E-OTHER FUNDS (Fund 0651)	05.021	3851	24,999.00	4,824.89	---	20,174.11
DESE IT PRJECTS PS-OTHER FUNDS (Fund 0651)	05.022	4427	55,000.00	47,911.11	---	7,088.89
DNR CON IT E&E-OTHER FUNDS (Fund 0656)	05.021	3867	338.00	166.94	---	171.06
DHSS CON IT E&E-OTHER FUNDS (Fund 0656)	05.021	3885	3,928.00	2,628.14	---	1,299.86
DHSS CON IT PS-OTHER FUNDS (Fund 0658)	05.021	3881	51.00	---	---	51.00
DHSS CON IT E&E-OTHER FUNDS (Fund 0658)	05.021	3885	20,512.00	3,952.87	---	16,559.13
DED CON IT E&E-OTHER FUNDS (Fund 0667)	05.021	3869	84,242.00	10,291.02	---	73,950.98
DESE CON IT PS-OTHER FUNDS (Fund 0743)	05.021	3850	31.00	---	---	31.00
DESE CON IT E&E-OTHER FUNDS (Fund 0743)	05.021	3851	994.00	---	---	994.00
DESE IT PRJECTS PS-OTHER FUNDS (Fund 0743)	05.022	4427	1,000.00	---	---	1,000.00
DHSS CON IT E&E-OTHER FUNDS (Fund 0899)	05.021	3885	13,031.00	311.63	---	12,719.37
MDA CON IT E&E-OTHER FUNDS (Fund 0925)	05.021	3865	89.00	---	---	89.00

**Division of Facilities Management.**

**Design and Construction**

OA LEASING	13.005	1059	591,267.00	544,389.74	---	46,877.26
OA STATE OWNED	13.010	7670	2,886,086.00	2,886,085.19	---	0.81
STATE CAPITOL STRUC REPRS	17.290	8724	31,120.00	22,224.70	---	8,895.30
UNPROGRAMED M&R (Fund 0124)	17.180	1325	3,978,472.00	59,567.09	3,918,904.00	0.91
EMERGENCY (Fund 0124)	17.180	1326	1,131,420.00	---	1,131,420.00	---
HAZMAT REMEDIATION (Fund 0124)	17.190	1328	508,614.00	340,705.41	167,908.00	0.59
STWIDE FMRF EXPEND (Fund 0124)	17.225	1329	5,171,674.00	708,382.83	4,463,291.00	0.17
APPRAISALS & SURVEYS (Fund 0124)	17.225	1330	48,198.00	---	48,198.00	---
ENERGY CONSERV PROJS (Fund 0124)	17.275	1336	25,300.00	25,299.54	---	0.46
PLUMBING IMPROVEMENTS (Fund 0124)	17.255	2360	737,175.00	99,087.72	638,087.00	0.28
ELECTRICAL IMPROVEMENTS (Fund 0124)	17.210	2361	1,474,982.00	---	750,000.00	724,982.00
HTG VENTILATION & AC IMP (Fund 0124)	17.245	2364	690,626.00	135,721.00	554,905.00	---
LIFE SAFETY IMPROVEMENTS (Fund 0124)	17.235	2371	1,179,982.00	167,383.08	748,321.00	264,277.92
ROOFING MANAGEMENT SYSTEM (Fund 0124)	17.200	2372	3,942,204.00	323,359.43	726,400.00	2,892,444.57
SECURITY IMPROVEMENTS (Fund 0124)	17.265	2373	1,031,625.00	26,788.00	748,000.00	256,837.00
HEARING ROOM RENOVATIONS (Fund 0124)	17.270	2374	499,982.00	---	---	499,982.00
STATEWIDE EMERGENCY REPRS (Fund 0124)	18.015	3161	996,508.00	---	996,508.00	---
STWIDE UNPROGRAMMED REPRS (Fund 0124)	18.015	3170	2,709,047.00	429,848.24	2,279,198.00	0.76
OA STATEWIDE M&R (Fund 0124)	18.015	3175	16,045,031.00	2,871,757.33	13,173,273.00	0.67
APPRAISALS & SURVEYS (Fund 0124)	18.015	3286	100,000.00	---	100,000.00	---
HAZMAT REMEDIATION (Fund 0124)	18.015	3288	498,740.00	---	498,740.00	---
ENERGY CONSERV PROJS (Fund 0124)	18.015	3289	496,313.00	314,183.75	182,129.00	0.25
ADMINSTRATIVE COSTS (Fund 0124)	18.015	3291	4,804,800.00	4,804,800.00	---	---
PRINCE HALL ELEV MODERN (Fund 0124)	18.015	3983	1,486,650.00	88,681.00	1,397,969.00	---
FMDC ESCO DEBT SERVICE (Fund 0124)	05.200	4468	4,671,029.00	4,243,272.24	---	427,756.76
STWIDE FMRF EXPENDITURE (Fund 0124)	17.220	9268	3,782,411.00	740,262.49	---	3,042,148.51

**STATE OF MISSOURI  
SUMMARY OF APPROPRIATION ACTIVITY  
GENERAL FUND - GENERAL REVENUE FUNDS  
FOR THE APPROPRIATION YEAR 2018**

	H.B. No.	Appr. No.	Appropriations	Expenditures and Transfers Out	Reappropriations to 2019	Lapse of Appropriations
UNPROGRAMMED M&R (Fund 0124)	17.175	9269	2,814,700.00	259,526.93	---	2,555,173.07
EMERGENCY (Fund 0124)	17.175	9270	2,207,954.00	34,853.13	---	2,173,100.87
APPRAISALS & SURVEYS (Fund 0124)	17.220	9271	5,519.00	22.50	---	5,496.50
HAZMAT REMEDIATION (Fund 0124)	17.185	9272	16,976.00	10,648.01	---	6,327.99
PLUMBING IMPROVEMENTS (Fund 0124)	17.250	9902	980,941.00	6,618.51	---	974,322.49
ELECTRICAL IMPROVEMENTS (Fund 0124)	17.205	9903	1,157,899.00	53,397.08	---	1,104,501.92
HTG VENTILATION & AC IMP (Fund 0124)	17.240	9904	6,834,899.00	432,052.56	---	6,402,846.44
LIFE SAFETY IMPROVEMENTS (Fund 0124)	17.230	9905	92,429.00	---	---	92,429.00
ROOFING MANAGEMENT SYSTEM (Fund 0124)	17.195	9910	1,339,308.00	---	---	1,339,308.00
SECURITY IMPROVEMENTS (Fund 0124)	17.260	9911	1,126,185.00	10,341.00	---	1,115,844.00
ENERGY CONSERVATION PROJS (Fund 0723)	17.300	9279	250,000.00	---	250,000.00	---
<b><u>Division of General Services</u></b>						
WORKERS' COMP & SIF TAX	05.530	3437	3,815,000.00	3,181,504.39	---	633,495.61
DIV OF GENERAL SERVS PS	05.070	4537	888,926.00	842,351.25	---	46,574.75
DIV OF GENERAL SERVS E&E	05.070	4539	75,353.00	72,801.14	---	2,551.86
WORKERS' COMPENSATION	05.520	4541	33,308,788.00	33,306,003.23	---	2,784.77
STATE PROP PRESERVE PMTS (Fund 0128)	05.110	6747	25,000,000.00	---	---	25,000,000.00
LEGAL EXPENSE FUND (Fund 0692)	05.125	1214	100,000,000.00	36,075,281.22	---	63,924,718.78
<b><u>Division of Personnel</u></b>						
DIV PERSONNEL PS	05.035	0187	2,803,711.00	2,607,599.02	---	196,111.98
DIV PERSONNEL E&E	05.035	0189	91,646.00	91,646.00	---	---
<b><u>Division of Purchasing</u></b>						
PURCHASING PS	05.040	0190	1,803,015.00	1,738,059.47	---	64,955.53
PURCHASING E&E	05.040	0193	77,203.00	70,494.09	---	6,708.91
<b><u>Administrative Hearing Commission</u></b>						
ADMIN HEARING COMM PS	05.130	7635	984,656.00	861,360.88	---	123,295.12
ADMIN HEARING COMM E&E	05.130	7636	82,552.00	62,970.31	---	19,581.69
ADMIN HEARING COMM PS (Fund 0818)	05.130	8411	76,969.00	50,292.03	---	26,676.97
ADMIN HEARING COMM E&E (Fund 0818)	05.130	8412	56,715.00	---	---	56,715.00

**Office of Child Advocate**

OFFICE CHILD ADVOCATE PS	05.135	6321	175,313.00	172,816.65	---	2,496.35
OFFICE CHILD ADVOCATE E&E	05.135	6322	8,103.00	7,220.88	---	882.12

**Governor's Council on Disability**

GOV CNSL ON DISABILITY PS	05.145	6880	176,943.00	154,146.94	---	22,796.06
GOV CNSL ON DISABILITY EE	05.145	6881	21,668.00	21,078.49	---	589.51

**Missouri Ethics Commission**

MO ETHICS COMM E&E	05.155	0127	307,866.00	257,960.67	---	49,905.33
MO ETHICS COMM PS	05.155	0827	1,209,466.00	1,061,281.46	---	148,184.54
ETHICS COMMISSION LEASING	13.005	3271	99,181.00	95,771.41	---	3,409.59

**Board of Fund Commissioners**

ESCROW & RELATED EXPENSES	01.005	1323	20,002.00	3,560.00	---	16,442.00
---------------------------	--------	------	-----------	----------	-----	-----------

**DEPARTMENT OF AGRICULTURE**

AGRICULTURE LEASING	13.005	1473	210,093.00	202,937.10	---	7,155.90
AGRICULTURE STATE OWNED	13.010	7676	88,809.00	86,197.80	---	2,611.20
UNPROGRAMED M&R (Fund 0124)	17.180	1325	2.00	---	2.00	---
EMERGENCY (Fund 0124)	17.180	1326	2.00	---	---	2.00
HAZMAT REMEDIATION (Fund 0124)	17.190	1328	2.00	---	2.00	---
STWIDE FMRF EXPEND (Fund 0124)	17.225	1329	16,963.00	16,960.50	2.00	0.50
APPRAISALS & SURVEYS (Fund 0124)	17.225	1330	2.00	---	2.00	---
PLUMBING IMPROVEMENTS (Fund 0124)	17.255	2360	17,261.00	17,259.69	---	1.31
ELECTRICAL IMPROVEMENTS (Fund 0124)	17.210	2361	2.00	---	---	2.00
HTG VENTILATION & AC IMP (Fund 0124)	17.245	2364	2.00	---	---	2.00
LIFE SAFETY IMPROVEMENTS (Fund 0124)	17.235	2371	2.00	---	---	2.00
ROOFING MANAGEMENT SYSTEM (Fund 0124)	17.200	2372	114,698.00	112,784.88	---	1,913.12
SECURITY IMPROVEMENTS (Fund 0124)	17.265	2373	2.00	---	---	2.00
HEARING ROOM RENOVATIONS (Fund 0124)	17.270	2374	2.00	---	---	2.00
MDA STATEWIDE M&R (Fund 0124)	18.020	3178	2,022,922.00	1,151,403.47	871,518.00	0.53
STWIDE FMRF EXPENDITURE (Fund 0124)	17.220	9268	69,869.00	57,253.50	---	12,615.50
UNPROGRAMMED M&R (Fund 0124)	17.175	9269	1,072,460.00	1,072,459.90	---	0.10
EMERGENCY (Fund 0124)	17.175	9270	2.00	---	---	2.00
APPRAISALS & SURVEYS (Fund 0124)	17.220	9271	2.00	---	---	2.00
HAZMAT REMEDIATION (Fund 0124)	17.185	9272	3,002.00	2,250.09	---	751.91
PLUMBING IMPROVEMENTS (Fund 0124)	17.250	9902	6,386.00	---	---	6,386.00
ELECTRICAL IMPROVEMENTS (Fund 0124)	17.205	9903	2.00	---	---	2.00
HTG VENTILATION & AC IMP (Fund 0124)	17.240	9904	2.00	---	---	2.00
LIFE SAFETY IMPROVEMENTS (Fund 0124)	17.230	9905	2.00	---	---	2.00
ROOFING MANAGEMENT SYSTEM (Fund 0124)	17.195	9910	112,785.00	---	---	112,785.00
SECURITY IMPROVEMENTS (Fund 0124)	17.260	9911	2.00	---	---	2.00

**STATE OF MISSOURI  
SUMMARY OF APPROPRIATION ACTIVITY  
GENERAL FUND - GENERAL REVENUE FUNDS  
FOR THE APPROPRIATION YEAR 2018**

	H.B. No.	Appr. No.	Appropriations	Expenditures and Transfers Out	Reappropriations to 2019	Lapse of Appropriations
<b><u>Office of the Director</u></b>						
BIODIESEL INCENTIVE PRGM (Fund 0777)	06.025	7519	4,573,778.00	4,573,778.00	---	---
<b><u>Division of Animal Health</u></b>						
ANIMAL HEALTH ADMIN PS	06.095	0244	2,629,803.00	2,474,287.22	---	155,515.78
ANIMAL HEALTH ADMIN E&E	06.095	0247	907,293.00	880,073.97	---	27,219.03
INDEMNITIES	06.100	4388	10,000.00	---	---	10,000.00
GIFT TRUST FUND E&E (Fund 0925)	06.095	3121	5,000.00	---	---	5,000.00
ANIMAL HEALTH ADMIN E&E (Fund 0985)	06.095	8891	1,000.00	1,000.00	---	---
<b><u>Division of Grain Inspection and Warehousing</u></b>						
GRAIN REGULATORY SVS PS	06.105	0251	692,473.00	671,050.18	---	21,422.82
GRAIN REGULATORY SVS E&E	06.105	0253	100,928.00	98,350.00	---	2,578.00
<b><u>Division of Weights, Measures and Consumer Protection</u></b>						
WEIGHTS & MEASURES PS	06.120	0260	448,567.00	434,934.75	---	13,632.25
WEIGHTS & MEASURES E&E	06.120	7361	100,396.00	97,384.00	---	3,012.00
<b><u>State Milk Board</u></b>						
STATE MILK BOARD PS	06.145	5289	105,949.00	102,753.71	---	3,195.29
STATE MILK BOARD E&E	06.145	5290	852.00	826.00	---	26.00
<b><u>Agriculture Business Development</u></b>						
ABATTOIR	06.030	9777	10,000.00	---	---	10,000.00
LIVESTOCK FEED& CROP LOAN (Fund 0914)	06.075	3369	50,000.00	---	---	50,000.00
<b><u>DEPARTMENT OF ECONOMIC DEVELOPMENT</u></b>						
DED LEASING	13.005	1978	38,384.00	35,278.08	---	3,105.92
DED STATE OWNED	13.010	7691	203,368.00	197,426.28	---	5,941.72
UNPROGRAMED M&R (Fund 0124)	17.180	1325	2.00	---	2.00	---
EMERGENCY (Fund 0124)	17.180	1326	2.00	---	---	2.00
HAZMAT REMEDIATION (Fund 0124)	17.190	1328	2.00	---	2.00	---

STWIDE FMRF EXPEND (Fund 0124)	17.225	1329	2.00	---	2.00	---
APPRAISALS & SURVEYS (Fund 0124)	17.225	1330	2.00	---	2.00	---
PLUMBING IMPROVEMENTS (Fund 0124)	17.255	2360	2.00	---	---	2.00
ELECTRICAL IMPROVEMENTS (Fund 0124)	17.210	2361	2.00	---	---	2.00
HTG VENTILATION & AC IMP (Fund 0124)	17.245	2364	2.00	---	---	2.00
LIFE SAFETY IMPROVEMENTS (Fund 0124)	17.235	2371	2.00	---	---	2.00
ROOFING MANAGEMENT SYSTEM (Fund 0124)	17.200	2372	2.00	---	---	2.00
SECURITY IMPROVEMENTS (Fund 0124)	17.265	2373	2.00	---	---	2.00
HEARING ROOM RENOVATIONS (Fund 0124)	17.270	2374	2.00	---	---	2.00
STWIDE FMRF EXPENDITURE (Fund 0124)	17.220	9268	2.00	---	---	2.00
UNPROGRAMMED M&R (Fund 0124)	17.175	9269	2.00	---	---	2.00
EMERGENCY (Fund 0124)	17.175	9270	2.00	---	---	2.00
APPRAISALS & SURVEYS (Fund 0124)	17.220	9271	2.00	---	---	2.00
HAZMAT REMEDIATION (Fund 0124)	17.185	9272	2.00	---	---	2.00
PLUMBING IMPROVEMENTS (Fund 0124)	17.250	9902	2.00	---	---	2.00
ELECTRICAL IMPROVEMENTS (Fund 0124)	17.205	9903	2.00	---	---	2.00
HTG VENTILATION & AC IMP (Fund 0124)	17.240	9904	2.00	---	---	2.00
LIFE SAFETY IMPROVEMENTS (Fund 0124)	17.230	9905	2.00	---	---	2.00
ROOFING MANAGEMENT SYSTEM (Fund 0124)	17.195	9910	2.00	---	---	2.00
SECURITY IMPROVEMENTS (Fund 0124)	17.260	9911	2.00	---	---	2.00
DED STATE OWNED (Fund 0667)	13.010	8840	23,509.00	23,508.72	---	0.28

**Administrative Services**

ADMINISTRATIVE SVS E&E	07.005	2173	49,309.00	38,889.38	---	10,419.62
ADMINISTRATIVE SVS PS	07.005	3612	406,715.00	336,697.57	---	70,017.43

**Division of Business and Community Services**

FINANCE PS	07.015	2407	631,527.00	609,358.11	---	22,168.89
MO COMMUNITY SVS COMM PS	07.080	3641	35,211.00	33,660.00	---	1,551.00
MO ECO RES INFO CNTR PS	07.015	3699	113,455.00	100,811.66	---	12,643.34
MO ECO RES INFO CNTR E&E	07.015	3700	19,160.00	17,436.98	---	1,723.02
CDBG ADMIN PS	07.035	9361	169,992.00	155,199.73	---	14,792.27
CDBG ADMIN EE	07.035	9362	176,341.00	85,526.00	---	90,815.00
MILITARY ADVOCATE PS	07.020	9400	161,880.00	122,400.00	---	39,480.00
MILITARY ADVOCATE EE	07.020	9401	440,120.00	404,987.97	---	35,132.03
MAINSTREET PROGRAM	07.045	9607	157,386.00	152,664.00	---	4,722.00
MO TECH CORP-RAM E&E (Fund 0172)	07.025	3698	3,500,000.00	2,425,000.00	---	1,075,000.00
MARKETING E&E (Fund 0567)	07.015	2384	1,402,238.00	380,363.33	---	1,021,874.67
MODESA (Fund 0766)	07.060	4245	1,729,133.00	1,185,378.54	---	543,754.46
FINANCE PS (Fund 0766)	07.015	8389	44,352.00	44,352.00	---	---
FINANCE E&E (Fund 0766)	07.015	8390	3,890.00	255.57	---	3,634.43
DWTN REVITAL PRSRVTN (Fund 0907)	07.070	2918	200,000.00	200,000.00	---	---

**STATE OF MISSOURI  
SUMMARY OF APPROPRIATION ACTIVITY  
GENERAL FUND - GENERAL REVENUE FUNDS  
FOR THE APPROPRIATION YEAR 2018**

	H.B. No.	Appr. No.	Appropriations	Expenditures and Transfers Out	Reappropriations to 2019	Lapse of Appropriations
<b><u>Division of Workforce Development</u></b>						
CERT WORK READY COMMUNITY	07.110	8920	100,000.00	---	---	100,000.00
PRE APPRENTICESHIP PROG	07.110	9780	100,000.00	---	---	100,000.00
MO JOB DEVELOPMENT (Fund 0600)	07.115	0905	14,039,985.00	4,497,242.43	---	9,542,742.57
WORKFORCE DEVELOPMENT PS (Fund 0600)	07.105	2300	393,269.00	282,225.03	---	111,043.97
WORKFORCE DEVELOPMENT E&E (Fund 0600)	07.105	2323	81,389.00	73,736.65	---	7,652.35
<b><u>Division of Energy</u></b>						
WOOD ENERGY	07.150	2484	1,000,000.00	18,343.04	---	981,656.96
ALTERNATIVE FUEL	07.150	2485	50,000.00	---	---	50,000.00
ENERGY DIV OPERATING PS (Fund 0667)	07.150	8801	693,741.00	608,273.93	---	85,467.07
ENERGY DIV OPERATING E&E (Fund 0667)	07.150	8805	104,580.00	54,142.51	---	50,437.49
ENERGY EFFICIENT SERVICES (Fund 0667)	07.150	8810	7,000,000.00	2,680,190.34	---	4,319,809.66
ENERGY EFFICIENT SERV ENC (Fund 0667)	07.150	8811	15,000,000.00	---	---	15,000,000.00
REFUND ACCOUNTS (Fund 0667)	07.150	8816	2,039.00	---	---	2,039.00
ENERGY DIV OPERATING PS (Fund 0730)	07.150	8802	3,663.00	---	---	3,663.00
ENERGY EFFICIENT SERVICES (Fund 0730)	07.150	8812	25,000.00	18.34	---	24,981.66
REFUND ACCOUNTS (Fund 0730)	07.150	8817	165.00	---	---	165.00
ENERGY DIV OPERATING PS (Fund 0935)	07.150	8803	232,797.00	162,434.65	---	70,362.35
ENERGY DIV OPERATING E&E (Fund 0935)	07.150	8806	32,050.00	6,471.75	---	25,578.25
ENERGY EFFICIENT SERVICES (Fund 0935)	07.150	8814	2,100,000.00	115,038.00	---	1,984,962.00
ENERGY EFFICIENT SERV ENC (Fund 0935)	07.150	8815	3,000,000.00	---	---	3,000,000.00
REFUND ACCOUNTS (Fund 0935)	07.150	8819	4,500.00	---	---	4,500.00
<b><u>Missouri Council on the Arts</u></b>						
JAZZ AND HERITAGE FEST (Fund 0177)	07.085	4159	50,000.00	50,000.00	---	---
MO HUMANITIES COUNCIL (Fund 0177)	07.085	7276	1,260,000.00	668,500.00	---	591,500.00
KC NEGRO LEAGUE MUSEUM (Fund 0177)	07.085	8335	250,000.00	250,000.00	---	---
AMERICN JAZZ REDEV AUTHOR (Fund 0177)	07.085	9150	50,000.00	50,000.00	---	---
<b><u>DEPARTMENT OF ELEMENTARY AND SECONDARY EDUCATION</u></b>						
DESE LEASING	13.005	1033	459,507.00	410,339.71	---	49,167.29
STEM PILOT PROGRAM	02.027	2213	100,000.00	---	---	100,000.00
DESE STATE OWNED	13.010	7659	367,370.00	356,569.20	---	10,800.80

DESE INSTITUTIONAL	13.015	7663	3,860,696.00	3,860,696.00	---	---
UNPROGRAMED M&R (Fund 0124)	17.180	1325	2.00	---	2.00	---
EMERGENCY (Fund 0124)	17.180	1326	2.00	---	---	2.00
HAZMAT REMEDIATION (Fund 0124)	17.190	1328	2.00	---	2.00	---
STWIDE FMRF EXPEND (Fund 0124)	17.225	1329	252,254.00	252,251.62	2.00	0.38
APPRAISALS & SURVEYS (Fund 0124)	17.225	1330	2.00	---	2.00	---
PLUMBING IMPROVEMENTS (Fund 0124)	17.255	2360	337,586.00	293,493.00	---	44,093.00
ELECTRICAL IMPROVEMENTS (Fund 0124)	17.210	2361	2.00	---	---	2.00
HTG VENTILATION & AC IMP (Fund 0124)	17.245	2364	2.00	---	---	2.00
LIFE SAFETY IMPROVEMENTS (Fund 0124)	17.235	2371	2.00	---	---	2.00
ROOFING MANAGEMENT SYSTEM (Fund 0124)	17.200	2372	2.00	---	---	2.00
SECURITY IMPROVEMENTS (Fund 0124)	17.265	2373	2.00	---	---	2.00
HEARING ROOM RENOVATIONS (Fund 0124)	17.270	2374	2.00	---	---	2.00
DESE STATEWIDE M&R (Fund 0124)	18.005	3127	1,239,856.00	203,814.56	1,036,041.00	0.44
STWIDE UNPROGRAMMED REPRS (Fund 0124)	18.015	3170	156,714.00	57,113.67	---	99,600.33
STWIDE FMRF EXPENDITURE (Fund 0124)	17.220	9268	225,520.00	146,155.05	---	79,364.95
UNPROGRAMMED M&R (Fund 0124)	17.175	9269	158,254.00	---	---	158,254.00
EMERGENCY (Fund 0124)	17.175	9270	2.00	---	---	2.00
APPRAISALS & SURVEYS (Fund 0124)	17.220	9271	2.00	---	---	2.00
HAZMAT REMEDIATION (Fund 0124)	17.185	9272	2.00	---	---	2.00
PLUMBING IMPROVEMENTS (Fund 0124)	17.250	9902	45,558.00	---	---	45,558.00
ELECTRICAL IMPROVEMENTS (Fund 0124)	17.205	9903	2.00	---	---	2.00
HTG VENTILATION & AC IMP (Fund 0124)	17.240	9904	112,445.00	112,293.74	---	151.26
LIFE SAFETY IMPROVEMENTS (Fund 0124)	17.230	9905	2.00	---	---	2.00
ROOFING MANAGEMENT SYSTEM (Fund 0124)	17.195	9910	2.00	---	---	2.00
SECURITY IMPROVEMENTS (Fund 0124)	17.260	9911	2.00	---	---	2.00
SCHOOL BROADBAND (Fund 0208)	02.007	3928	6,000,000.00	---	---	6,000,000.00
DESE LEASING (Fund 0889)	13.005	6923	10,153.00	9,332.00	---	821.00

**Division of Financial and Administrative Services**

SCHOOL NUTRITION SERVICES	02.020	0495	3,412,151.00	3,412,151.00	---	---
DIV OF GENERAL ADMIN PS	02.005	0537	1,855,629.00	1,799,960.00	---	55,669.00
DIV OF GENERAL ADMIN E&E	02.005	2294	115,600.00	112,132.00	---	3,468.00
FOUNDATION-FORMULA	02.015	3661	1,948,277,009.00	1,948,277,009.00	---	---
FOUNDATION-SM SCHL PRG	02.015	9230	15,000,000.00	15,000,000.00	---	---
FOUNDATION-TRANSPORTATN	02.015	9231	36,024,611.00	21,024,611.00	---	15,000,000.00

**Division of Learning Services**

SHELTERED WORKSHOPS	02.175	0498	26,041,961.00	23,022,548.00	---	3,019,413.00
CHRTR SCHL CLOSURE REFUND	14.015	1312	208,164.00	208,164.00	---	---
PAT PROV ACCRED/UNACCRED	02.015	1675	500,000.00	500,000.00	---	---



**STATE OF MISSOURI  
SUMMARY OF APPROPRIATION ACTIVITY  
GENERAL FUND - GENERAL REVENUE FUNDS  
FOR THE APPROPRIATION YEAR 2018**

	H.B. No.	Appr. No.	Appropriations	Expenditures and Transfers Out	Reappropriations to 2019	Lapse of Appropriations
BLIND STUDENT LITERACY	02.185	1861	231,953.00	224,994.00	---	6,959.00
PERFORM BASED ASSESSMENT	02.060	2536	9,472,213.00	9,472,213.00	---	---
DYSLEXIA TRAINING	02.070	2602	250,000.00	186,817.11	---	63,182.89
SPECIAL OLYMPICS	02.200	2998	100,000.00	97,000.00	---	3,000.00
MPP QUALITY	02.045	3436	59,713.00	---	---	59,713.00
VIRTUAL EDUCATION E&E	02.015	3620	200,000.00	---	---	200,000.00
FIRST STEPS	02.165	4112	28,740,309.00	28,740,309.00	---	---
HIGH NEED FUND	02.160	7326	39,946,351.00	39,946,351.00	---	---
DIV OF LEARNING SRVS PS	02.040	7810	3,617,638.00	3,509,109.00	---	108,529.00
DIV OF LEARNING SRVS E&E	02.040	7811	264,224.00	256,297.00	---	7,927.00
EARLY CHILDHOOD PROGRAM	02.045	8339	198,200.00	192,254.00	---	5,946.00
URBAN TEACHING PROGRAM	02.021	8509	750,000.00	727,500.00	---	22,500.00
EARLY CHILDHOOD PROG MPP	02.045	8510	1,000,000.00	985,000.00	---	15,000.00
CHARACTER ED INITIATIVES	02.125	8666	10,000.00	9,700.00	---	300.00
FOUNDATION-ERLY SPC ED	02.015	9232	158,248,311.00	158,248,311.00	---	---
FOUNDATION CAREER ED	02.015	9233	50,069,028.00	50,069,028.00	---	---
FOUNDATION-EARLY CHLD DEV	02.015	9234	12,500,000.00	12,500,000.00	---	---
READERS FOR THE BLIND	02.180	9237	25,000.00	24,250.00	---	750.00
CHARTER PUB SCHL COMM PS	02.210	9258	194,641.00	184,620.00	---	10,021.00
CHARTER PUB SCHL COMM EE	02.210	9259	305,359.00	98,562.14	---	206,796.86
ADULT ED & LITERACY	02.150	9427	5,014,868.00	4,864,422.00	---	150,446.00
EXCELLENCE IN EDUC EE (Fund 0651)	02.040	2297	2,308,067.00	1,408,712.53	---	899,354.47
EXCELLENCE IN EDUC PS (Fund 0651)	02.040	6459	639,822.00	428,282.90	---	211,539.10
CHARTER PUB SCHL TRUST (Fund 0862)	02.210	9262	2,000,000.00	---	---	2,000,000.00
<b><u>Office of Special Education</u></b>						
BOARD OPERATED PS	02.015	0015	23,958,859.00	23,958,858.03	---	0.97
BOARD OPERATED E&E	02.015	2298	20,345,984.00	19,880,474.12	---	465,509.88
COMM FOR THE DEAF E&E	02.215	2322	113,071.00	104,548.09	---	8,522.91
DEAF BLIND SERVICES	02.215	3959	150,000.00	42,920.92	---	107,079.08
COMM FOR THE DEAF PS	02.215	9919	310,758.00	276,408.62	---	34,349.38
COMM FOR THE DEAF E&E (Fund 0743)	02.215	6099	119,000.00	---	---	119,000.00
COMM FOR THE DEAF PS (Fund 0743)	02.215	7515	34,437.00	---	---	34,437.00
MO ASSISTIVE TECH-PS (Fund 0889)	02.220	2366	52,455.00	34,956.00	---	17,499.00
MO ASSISTIVE TECH-EE (Fund 0889)	02.220	2367	575,000.00	226,467.56	---	348,532.44
SCHOOL FOR BLIND (Fund 0920)	02.195	9806	1,500,000.00	958,380.86	---	541,619.14
SCHOOL FOR DEAF (Fund 0922)	02.190	0543	49,500.00	650.00	---	48,850.00

**Office of Adult Learning and Rehabilitation****Services**

VOCATIONAL REHAB GRANT	02.135	0506	14,191,795.00	14,191,794.00	---	1.00
INDEPENDENT LIVING CNTRS	02.145	8908	1,060,000.00	1,060,000.00	---	---
INDEPENDENT LIVING CNTRS (Fund 0284)	02.145	2809	390,556.00	313,756.00	---	76,800.00

**DEPARTMENT OF HIGHER EDUCATION**

DHE STATE OWNED	13.010	7877	127,539.00	123,739.28	---	3,799.72
-----------------	--------	------	------------	------------	-----	----------

**Higher Education Administration**

COORDINATION ADMIN PS	03.005	0438	371,821.00	331,087.51	---	40,733.49
MIDWEST HIGHER ED. COMM	03.020	0459	115,000.00	115,000.00	---	---
COLLEGE PREP PROGRAM	03.116	2095	100,000.00	---	---	100,000.00
COORDINATION ADMIN E&E	03.005	2167	140,703.00	136,482.00	---	4,221.00
GRANT & SCHLSHP ADMIN E&E	03.005	2168	30,175.00	29,270.00	---	905.00
CROWDER COLLEGE	03.200	2489	4,549,043.00	4,273,317.00	---	275,726.00
EAST CENTRAL COLLEGE	03.200	2493	4,681,487.00	4,400,080.00	---	281,407.00
JEFFERSON COLLEGE	03.200	2495	6,665,717.00	6,261,730.00	---	403,987.00
METROPOLITAN COM COLLEGE	03.200	2497	26,937,984.00	25,293,795.00	---	1,644,189.00
MINERAL AREA COLLEGE	03.200	2499	4,677,702.00	4,395,651.00	---	282,051.00
MOBERLY AREA COM COLLEGE	03.200	2501	5,342,885.00	5,028,487.00	---	314,398.00
NORTH CENTRAL MO COLLEGE	03.200	2503	2,346,507.00	2,207,085.00	---	139,422.00
OZARKS TECH COM COLLEGE	03.200	2508	11,883,825.00	11,187,787.00	---	696,038.00
ST CHARLES CNTY COM COL	03.200	2512	7,758,899.00	7,299,825.00	---	459,074.00
ST LOUIS COM COLLEGE	03.200	2515	37,645,502.00	35,653,131.00	---	1,992,371.00
STATE FAIR COM COLLEGE	03.200	2517	5,177,902.00	4,868,271.00	---	309,631.00
THREE RIVERS COM COLLEGE	03.200	2519	4,476,444.00	4,211,438.00	---	265,006.00
CROWDER COLLEGE M&R	03.200	3171	197,197.00	188,169.52	---	9,027.48
EAST CENTRAL COLLEGE M&R	03.200	3172	143,895.00	139,578.00	---	4,317.00
JEFFERSON COLLEGE M&R	03.200	3174	343,343.00	333,043.00	---	10,300.00
METROPOLITAN COLLEGE M&R	03.200	3177	1,186,906.00	1,151,299.00	---	35,607.00
MINERAL AREA COLLEGE M&R	03.200	3181	206,159.00	199,974.00	---	6,185.00
MOBERLY AREA COLLEGE M&R	03.200	3182	136,555.00	132,458.00	---	4,097.00
NORTH CENTRAL COLLEGE M&R	03.200	3183	49,818.00	48,323.00	---	1,495.00
OZARKS TECH COLLEGE M&R	03.200	3190	204,347.00	198,217.00	---	6,130.00
ST CHARLES COLLEGE M&R	03.200	3191	191,680.00	185,930.00	---	5,750.00
ST LOUIS COLLEGE M&R	03.200	3199	1,421,467.00	1,378,823.00	---	42,644.00
STATE FAIR COLLEGE M&R	03.200	3200	192,306.00	186,537.00	---	5,769.00
THREE RIVERS COLLEGE M&R	03.200	3203	123,045.00	119,354.00	---	3,691.00
GRANT & SCHLSHP ADMIN PS	03.005	3857	119,429.00	115,506.04	---	3,922.96
VETERANS SURVIVOR GRANT	03.080	4443	241,250.00	217,472.35	---	23,777.65

**STATE OF MISSOURI  
SUMMARY OF APPROPRIATION ACTIVITY  
GENERAL FUND - GENERAL REVENUE FUNDS  
FOR THE APPROPRIATION YEAR 2018**

	H.B. No.	Appr. No.	Appropriations	Expenditures and Transfers Out	Reappropriations to 2019	Lapse of Appropriations
MIN ENIVRM LITERACY PRG	03.090	4550	32,964.00	31,034.50	---	1,929.50
PUBLIC SERVICE GRANT PRGM	03.080	8349	140,000.00	113,402.43	---	26,597.57
CROWDER COLLEGE EQUITY	03.200	9062	435,457.00	422,393.00	---	13,064.00
EAST CENTRAL COLLG EQUITY	03.200	9063	380,242.00	368,835.00	---	11,407.00
JEFFERSON COLLEGE EQUITY	03.200	9064	553,042.00	536,451.00	---	16,591.00
METROPOLITAN COMM EQUITY	03.200	9065	2,077,768.00	2,015,435.00	---	62,333.00
MINERAL AREA COLLG EQUITY	03.200	9066	402,803.00	390,719.00	---	12,084.00
MOBERLY AREA COMM EQUITY	03.200	9067	479,265.00	464,887.00	---	14,378.00
NORTH CENTRAL MO EQUITY	03.200	9068	179,651.00	174,261.00	---	5,390.00
OZARKS TECH COMM EQUITY	03.200	9069	1,147,014.00	1,112,604.00	---	34,410.00
ST CHARLES CNT COM EQUITY	03.200	9070	669,036.00	648,965.00	---	20,071.00
ST LOUIS COMMUNTY EQUITY	03.200	9071	2,863,502.00	2,777,597.00	---	85,905.00
STATE FAIR COMMUN EQUITY	03.200	9072	456,184.00	442,498.00	---	13,686.00
THREE RIVERS COMM EQUITY	03.200	9073	400,052.00	388,050.00	---	12,002.00
HICKEY BLD-WEBB CITY-CC	17.010	9158	15,588.00	15,449.50	---	138.50
M ROSS BARNETT SCHLSHIP (Fund 0131)	03.080	0066	500,000.00	422,360.34	---	77,639.66
QUALITY IMPRVMENT REV E&E (Fund 0537)	03.005	4445	75,000.00	36,578.68	---	38,421.32
ACADEMIC SCHOLARSHIP PRGM (Fund 0840)	03.050	3858	24,676,666.00	20,981,500.00	---	3,695,166.00
ADVANTAGE MISSOURI PRGM (Fund 0856)	03.095	0062	15,000.00	1,940.00	---	13,060.00
LRNING OUTCOMES GRNTS PS (Fund 0925)	03.035	8460	23,358.00	---	---	23,358.00
LRNING OUTCOMES GRNTS EE (Fund 0925)	03.035	8461	12,000.00	166.00	---	11,834.00
LRNING OUTCOMES GRNTS (Fund 0925)	03.035	8463	53,000.00	---	---	53,000.00
MULTI-STATE MIL CRDT GRNT (Fund 0925)	03.035	9604	10,000.00	8,801.34	---	1,198.66
A+ SCHOOLS PROGRAM (Fund 0955)	03.070	7481	39,500,000.00	36,494,296.24	---	3,005,703.76
AP INCENTIVE GRANTS (Fund 0983)	03.080	8195	100,000.00	2,500.00	---	97,500.00
<b><u>State Colleges and Universities</u></b>						
LINCOLN LAND GRANT MATCH	03.225	0150	2,500,000.00	2,425,000.00	---	75,000.00
MO KIDNEY PROGRAM	03.275	0632	1,750,000.00	1,697,500.00	---	52,500.00
STATE HISTORICAL SOCIETY	03.280	0643	2,460,855.00	2,387,029.00	---	73,826.00
MO STATE UNIVERSITY	03.220	0645	75,850,718.00	71,519,013.00	---	4,331,705.00
UNIVERSITY OF CENTRAL MO	03.210	0649	49,115,651.00	46,838,776.00	---	2,276,875.00
SOUTHEAST MO STATE UNIV	03.215	0650	40,938,211.00	38,745,401.00	---	2,192,810.00
TRUMAN STATE UNIVERSITY	03.230	0652	36,791,361.00	35,001,632.00	---	1,789,729.00
NORTHWEST MO STATE UNIV	03.235	0656	27,646,802.00	26,038,076.00	---	1,608,726.00
MO SOUTHERN ST UNIVERSITY	03.240	0659	21,212,724.00	19,981,739.00	---	1,230,985.00

MO WESTERN ST UNIVERSITY	03.245	0660	19,417,925.00	18,286,855.00	---	1,131,070.00
LINCOLN UNIVERSITY	03.225	0661	16,018,441.00	15,089,437.00	---	929,004.00
MSSU COOPERATIVE DENTAL	03.140	1578	2,000,000.00	---	---	2,000,000.00
THOMPSON CENTER CONST	17.155	1589	117,309.00	117,279.71	---	29.29
UMKC COOPERATIVE DENTAL	03.140	1600	1,000,000.00	---	---	1,000,000.00
ENGINEERING EXPANSION	03.147	2099	500,000.00	---	---	500,000.00
MSSU REYNOLDS HALL	17.110	2288	4,240,774.00	2,063,833.98	2,176,940.00	0.02
UNIV OF MISSOURI CAMPUSES	03.255	2304	372,329,320.00	350,358,302.00	---	21,971,018.00
MOS&T-PLTW	03.127	2443	400,000.00	---	---	400,000.00
HSSU GRADUATE PROGRAMS	03.131	2449	250,000.00	---	---	250,000.00
MUS&T ENGINEERING EXPANSN	03.147	2590	500,000.00	---	---	500,000.00
STATE TECH COLLEGE OF MO	03.205	2733	5,141,349.00	4,844,329.00	---	297,020.00
HARRIS STOWE ST UNIV	03.250	3426	8,364,099.00	8,062,913.00	---	301,186.00
UMC TELEMEDICINE	03.265	3775	1,500,000.00	1,337,387.00	---	162,613.00
DOCTORATE PHARMACY PRG	03.125	7638	1,000,000.00	---	---	1,000,000.00
COOP MED SCHL-UM-COLUMBIA	03.135	8695	5,000,000.00	---	---	5,000,000.00
UMSL-BIOTECH	03.260	8984	450,000.00	436,500.00	---	13,500.00
UMKC NEIGHBRHD INITIATIVE	03.256	9020	400,000.00	---	---	400,000.00
UMKC FREE ENTERPRISE CNTR	17.135	9078	6,648,234.00	---	---	6,648,234.00
UMC APPLIED LEARNING CNTR	17.150	9151	1.00	---	1.00	---
MO SOUTHERN-REYNOLDS HALL	17.105	9152	1,500,000.00	1,135,468.00	364,532.00	---
UNIVERSITY OF MO PRESS	03.259	9968	75,000.00	---	---	75,000.00
UMC TELEMEDICINE (Fund 0625)	03.265	4046	437,640.00	437,640.00	---	---

**DEPARTMENT OF HEALTH AND SENIOR SERVICES**

DHSS - INSTITUTIONAL	13.015	1277	10,140.00	9,836.00	---	304.00
HEALTH LEASING	13.005	4181	1,629,346.00	1,625,960.10	---	3,385.90
REFUNDS	10.620	7328	50,000.00	9,600.59	---	40,399.41
HEALTH STATE OWNED	13.010	7757	770,803.00	770,802.08	---	0.92
REFUNDS (Fund 0276)	10.620	2874	5,000.00	---	---	5,000.00
REFUNDS (Fund 0658)	10.620	2799	15,133.00	7,731.64	---	7,401.36
REFUNDS (Fund 0899)	10.620	5046	335.00	330.00	---	5.00

**Office of the Director**

PUBLIC HEALTH LAB PS	10.740	0219	1,510,766.00	1,465,443.00	---	45,323.00
PUBLIC HEALTH LAB E&E	10.740	0220	403,154.00	391,059.00	---	12,095.00
HEALTH LAB MEDICAID E&E	10.740	1929	13,426.00	12,605.00	---	821.00
DIRECTOR'S OFFICE E&E	10.600	3914	16,705.00	16,204.00	---	501.00
PRIMO PROGRAM	10.725	4172	500,000.00	---	---	500,000.00
OFC OF MINORITY HLTH PS	10.730	7144	192,042.00	148,474.62	---	43,567.38

**STATE OF MISSOURI  
SUMMARY OF APPROPRIATION ACTIVITY  
GENERAL FUND - GENERAL REVENUE FUNDS  
FOR THE APPROPRIATION YEAR 2018**

	H.B. No.	Appr. No.	Appropriations	Expenditures and Transfers Out	Reappropriations to 2019	Lapse of Appropriations
OFC OF MINORITY HLTH E&E	10.730	7145	194,240.00	172,952.10	---	21,287.90
DIRECTOR'S OFFICE PS	10.600	8443	452,074.00	438,512.00	---	13,562.00
NEWBORN SCREENING PS	10.740	9862	113,631.00	109,932.38	---	3,698.62
NEWBORN SCREENING E&E	10.740	9863	79,998.00	77,598.00	---	2,400.00
PRIMO PROGRAM (Fund 0276)	10.725	3931	650,000.00	638,044.27	---	11,955.73
ELKS MOBILE DENTAL (Fund 0421)	10.723	3357	200,000.00	---	---	200,000.00
DENTAL HEALTH (Fund 0658)	10.720	2906	400,000.00	207,105.36	---	192,894.64
PRIMO PROGRAM (Fund 0658)	10.725	3932	706,236.00	580,554.00	---	125,682.00
DOH DONATED FUNDS PS (Fund 0658)	10.625	4631	104,047.00	70,141.12	---	33,905.88
DOH DONATED FUNDS E&E (Fund 0658)	10.625	4632	347,596.00	105,090.40	---	242,505.60
PUBLIC HEALTH LAB PS (Fund 0899)	10.740	7249	17,576.00	2,785.10	---	14,790.90
PUBLIC HEALTH LAB E&E (Fund 0899)	10.740	7250	46,368.00	8,251.10	---	38,116.90
<b><u>Administration</u></b>						
ADMIN SHARED EXPENSES E&E	10.605	6805	32,655.00	31,666.00	---	989.00
DIVISION OF ADMIN PS	10.605	7693	202,557.00	196,320.40	---	6,236.60
DIVISION OF ADMIN E&E	10.605	7694	101,979.00	98,920.00	---	3,059.00
DIVISION OF ADMIN E&E (Fund 0276)	10.605	0217	50,000.00	18,178.26	---	31,821.74
DIVISION OF ADMIN E&E (Fund 0658)	10.605	9896	30,000.00	---	---	30,000.00
DIVISION OF ADMIN E&E (Fund 0899)	10.605	7251	5,000.00	4,000.00	---	1,000.00
<b><u>Missouri Health Facilities Review</u></b>						
MHFRC PS	10.910	4176	110,113.00	89,284.38	---	20,828.62
MHFRC E&E	10.910	4177	8,568.00	6,404.93	---	2,163.07
<b><u>Division of Community and Public Health</u></b>						
BRAIN INJURY SERVICES	10.710	0262	820,931.00	796,303.00	---	24,628.00
DIV COMM&PUBLIC HLTH PS	10.700	1215	5,639,752.00	5,471,131.44	---	168,620.56
DIV COMM&PUBLIC HLTH E&E	10.700	1216	70,900.00	67,900.00	---	3,000.00
DIV COMM&PUBLIC HLTH PROG	10.710	1255	1,869,866.00	1,813,770.00	---	56,096.00
MEDICATIONS	10.710	1492	4,305,546.00	4,305,546.00	---	---
SHOW-ME HLTHY WOMENS EE	10.713	1720	500,000.00	485,000.00	---	15,000.00
DCPH MEDICAID PS	10.700	1962	785,289.00	761,748.52	---	23,540.48
DCPH PROG MEDICAID	10.710	1968	57,500.00	55,775.00	---	1,725.00
CSHCN PROG MEDICAID	10.710	1998	133,480.00	129,476.00	---	4,004.00

BRAIN INJRY SVS MEDICAID	10.710	1999	146,947.00	142,539.00	---	4,408.00
CORD BLOOD DELIVERY E&E	10.740	2134	75,000.00	---	---	75,000.00
MO DONATED DENTAL SERVICE	10.710	3353	90,000.00	---	---	90,000.00
SAFE-CARE PROGRAM	10.705	3371	250,000.00	242,500.00	---	7,500.00
CORE PUBLIC HLT FUNCTIONS	10.705	3944	3,322,692.00	3,223,011.00	---	99,681.00
POISON CONTROL HOTLINE EE	10.735	3981	500,000.00	500,000.00	---	---
WOMEN'S HEALTH SRVC	10.714	4153	6,153,723.00	6,153,723.00	---	---
GENETICS PROGRAM	10.710	7731	236,382.00	229,290.98	---	7,091.02
TOBACCO CESSATION	10.718	9011	50,000.00	35,755.50	---	14,244.50
CHILD W/SPECIAL NEEDS	10.710	9419	833,420.00	808,417.00	---	25,003.00
ADOLESCENT HEALTH PS	10.700	9983	15,150.00	14,694.62	---	455.38
BRAIN INJURY WAIVER-E&E (Fund 0421)	10.710	3958	500,000.00	---	---	500,000.00
RADIOLOGCL SHIP INSPECT PS (Fund 0656)	10.700	8241	71,577.00	57,778.70	---	13,798.30
RADIOLOGCL SHIP INSPECT EE (Fund 0656)	10.700	8242	23,785.00	1,779.54	---	22,005.46
DIV COMM&PUBLIC HLTH PS (Fund 0658)	10.700	1242	185,118.00	---	---	185,118.00
DIV COMM&PUBLIC HLTH E&E (Fund 0658)	10.700	1244	333,830.00	24,921.20	---	308,908.80
SHOW-ME HLTHY WOMENS PRG (Fund 0658)	10.713	1726	32,548.00	17,381.60	---	15,166.40
CHILD W/SPECIAL NEEDS (Fund 0950)	10.710	7726	30,000.00	30,000.00	---	---

**Division of Senior and Disability Services**

NON-MEDICAID PAS E&E	10.805	0934	657,140.00	611,097.10	---	46,042.90
DIV SENIOR&DISABILITY PS	10.800	1258	1,860,505.00	1,744,001.52	---	116,503.48
DIV SENIOR&DISABILITY E&E	10.800	1259	384,868.00	375,455.97	---	9,412.03
DSDS MEDICAID PS	10.800	2009	7,834,969.00	7,573,035.84	---	261,933.16
DSDS MEDICAID E&E	10.800	2010	587,597.00	541,653.70	---	45,943.30
IN HOME SVS MEDICAID	10.810	2028	154,938,001.00	147,529,594.14	---	7,408,406.86
NORC	10.825	2851	150,000.00	145,497.87	---	4,502.13
ALZHEIMER'S SERVICE	10.820	2907	450,000.00	426,370.66	---	23,629.34
ADULT PROTECTIVE SERV PRG	10.805	3383	147,925.00	117,748.22	---	30,176.78
INCREASED ASSET LIMIT	10.618	3466	3,575,354.00	3,575,354.00	---	---
CONSUMER DIRECT	10.806	3929	167,723,911.00	167,572,138.82	---	151,772.18
ALZHEIMERS GRANTS TRNING	10.820	4079	100,000.00	97,000.00	---	3,000.00
AAA CONTRACTS	10.815	4519	11,805,720.00	11,451,544.00	---	354,176.00
HCBS REASSESSMENT	10.810	8255	1,500,000.00	949,404.37	---	550,595.63
IN HOME SVS MEDICAID (Fund 0421)	10.810	3358	13,443,969.00	---	---	13,443,969.00
AAAS (Fund 0421)	10.815	3359	1,325,907.00	---	---	1,325,907.00
NATURALIZATION ASSISTANCE (Fund 0421)	10.830	3364	200,000.00	---	---	200,000.00
CONSUMER DIRECT (Fund 0421)	10.806	3938	7,803,248.00	---	---	7,803,248.00
ALZHEIMERS GRANTS TRNING (Fund 0421)	10.820	4208	100,000.00	---	---	100,000.00
ALZHEIMERS GRANTS RESPITE (Fund 0421)	10.820	4210	400,000.00	---	---	400,000.00

**Division of Regulation and Licensure**

DIV OF REG&LICENSURE PS	10.900	1263	6,967,246.00	6,758,260.53	---	208,985.47
DIV OF REG&LICENSURE E&E	10.900	1264	631,307.00	612,043.68	---	19,263.32

**STATE OF MISSOURI  
SUMMARY OF APPROPRIATION ACTIVITY  
GENERAL FUND - GENERAL REVENUE FUNDS  
FOR THE APPROPRIATION YEAR 2018**

	H.B. No.	Appr. No.	Appropriations	Expenditures and Transfers Out	Reappropriations to 2019	Lapse of Appropriations
DRL MEDICAID PS	10.900	2015	1,428,569.00	1,382,183.02	---	46,385.98
DRL MEDICAID E&E	10.900	2016	114,729.00	110,536.22	---	4,192.78
DIV OF REG&LICENSURE PS (Fund 0276)	10.900	1273	76,867.00	73,925.86	---	2,941.14
DIV OF REG&LICENSURE E&E (Fund 0276)	10.900	1274	10,970.00	10,641.00	---	329.00
<b><u>DEPARTMENT OF TRANSPORTATION</u></b>						
PORT AUTH CI FINANCL ASST	04.515	2619	1,594,230.00	1,549,230.00	---	45,000.00
ELDRLY&DISAB TRAN ASSTIST	04.460	2765	1,194,129.00	1,158,305.00	---	35,824.00
STATE MATCH FOR AMTRAK	04.490	4265	9,100,000.00	9,100,000.00	---	---
<b><u>DEPARTMENT OF LABOR AND INDUSTRIAL RELATIONS</u></b>						
DOLIR LEASING	13.005	3229	5,962.00	5,704.01	---	257.99
DOLIR STATE OWNED	13.010	7713	48,262.00	46,823.96	---	1,438.04
UNPROGRAMED M&R (Fund 0124)	17.180	1325	2.00	---	2.00	---
EMERGENCY (Fund 0124)	17.180	1326	2.00	---	---	2.00
HAZMAT REMEDIATION (Fund 0124)	17.190	1328	2.00	---	2.00	---
STWIDE FMRF EXPEND (Fund 0124)	17.225	1329	2.00	---	2.00	---
APPRAISALS & SURVEYS (Fund 0124)	17.225	1330	2.00	---	2.00	---
PLUMBING IMPROVEMENTS (Fund 0124)	17.255	2360	2.00	---	---	2.00
ELECTRICAL IMPROVEMENTS (Fund 0124)	17.210	2361	2.00	---	---	2.00
HTG VENTILATION & AC IMP (Fund 0124)	17.245	2364	2.00	---	---	2.00
LIFE SAFETY IMPROVEMENTS (Fund 0124)	17.235	2371	2.00	---	---	2.00
ROOFING MANAGEMENT SYSTEM (Fund 0124)	17.200	2372	2.00	---	---	2.00
SECURITY IMPROVEMENTS (Fund 0124)	17.265	2373	2.00	---	---	2.00
HEARING ROOM RENOVATIONS (Fund 0124)	17.270	2374	2.00	---	---	2.00
STWIDE FMRF EXPENDITURE (Fund 0124)	17.220	9268	2.00	---	---	2.00
UNPROGRAMMED M&R (Fund 0124)	17.175	9269	2.00	---	---	2.00
EMERGENCY (Fund 0124)	17.175	9270	2.00	---	---	2.00
APPRAISALS & SURVEYS (Fund 0124)	17.220	9271	2.00	---	---	2.00
HAZMAT REMEDIATION (Fund 0124)	17.185	9272	2.00	---	---	2.00
PLUMBING IMPROVEMENTS (Fund 0124)	17.250	9902	2.00	---	---	2.00
ELECTRICAL IMPROVEMENTS (Fund 0124)	17.205	9903	2.00	---	---	2.00
HTG VENTILATION & AC IMP (Fund 0124)	17.240	9904	2.00	---	---	2.00

LIFE SAFETY IMPROVEMENTS (Fund 0124)	17.230	9905	2.00	---	---	2.00
ROOFING MANAGEMENT SYSTEM (Fund 0124)	17.195	9910	2.00	---	---	2.00
SECURITY IMPROVEMENTS (Fund 0124)	17.260	9911	2.00	---	---	2.00

**Division of Labor Standards**

CHILD LABOR PS	07.820	8667	43,349.00	41,913.78	---	1,435.22
DLS ADMINISTRATION PS	07.820	8668	127,761.00	93,884.48	---	33,876.52
MINE & CAVE INSPECTION PS	07.820	8669	85,170.00	81,990.75	---	3,179.25
PREVAILING WAGE PS	07.820	8670	15,082.00	10,197.50	---	4,884.50
MINIMUM WAGE PS	07.820	8671	157,675.00	152,336.13	---	5,338.87
DLS ADMINISTRATION E&E	07.820	8672	20,717.00	17,333.77	---	3,383.23
MINE & CAVE INSPCTION E&E	07.820	8673	11,083.00	10,628.69	---	454.31
MINIMUM WAGE E&E	07.820	8675	17,260.00	6,639.63	---	10,620.37

**State Board of Mediation**

BOARD OF MEDIATION PS	07.835	0598	113,785.00	112,575.19	---	1,209.81
BOARD OF MEDIATION E&E	07.835	2324	8,976.00	4,389.68	---	4,586.32

**Division of Workers' Compensation**

LINE OF DUTY COMP E&E (Fund 0939)	07.855	5544	450,000.00	50,000.00	---	400,000.00
-----------------------------------	--------	------	------------	-----------	-----	------------

**Human Rights Commission**

COMM ON HUMAN RIGHTS PS	07.905	5995	523,573.00	507,254.60	---	16,318.40
COMM ON HUMAN RIGHTS E&E	07.905	5997	16,338.00	15,767.57	---	570.43
MLK JR COMMISSION E&E	07.905	8328	55,086.00	51,190.90	---	3,895.10
MLK JR STATE CELEBRTN E&E (Fund 0438)	07.905	8410	5,000.00	---	---	5,000.00

**Labor and Industrial Relations Commission**

INDUSTRIAL COMMISSION PS	07.815	3092	9,476.00	9,192.00	---	284.00
INDUSTRIAL COMMISSION E&E	07.815	3093	594.00	576.00	---	18.00

**DEPARTMENT OF MENTAL HEALTH**

MENTAL HEALTH LEASING	13.005	0655	1,873,198.00	1,845,599.60	---	27,598.40
INCREASED ASSET LIMIT	10.090	3444	6,920,419.00	1,623,346.75	---	5,297,072.25
REFUNDS	10.030	5519	205,000.00	3,802.86	---	201,197.14
OVERTIME PAY PS	10.010	7031	7,105,338.00	7,103,806.31	---	1,531.69
MENTAL HEALTH STATE OWNED	13.010	7751	869,898.00	869,897.48	---	0.52
MENTAL HEALTH INSTIT	13.015	7756	20,074,581.00	20,074,581.00	---	---
UNPROGRAMED M&R (Fund 0124)	17.180	1325	2.00	---	2.00	---
EMERGENCY (Fund 0124)	17.180	1326	2.00	---	---	2.00
HAZMAT REMEDIATION (Fund 0124)	17.190	1328	19,214.00	19,211.28	2.00	0.72
STWIDE FMRF EXPEND (Fund 0124)	17.225	1329	1,268,550.00	1,268,547.32	2.00	0.68
APPRAISALS & SURVEYS (Fund 0124)	17.225	1330	2.00	---	2.00	---



**STATE OF MISSOURI  
SUMMARY OF APPROPRIATION ACTIVITY  
GENERAL FUND - GENERAL REVENUE FUNDS  
FOR THE APPROPRIATION YEAR 2018**

	H.B. No.	Appr. No.	Appropriations	Expenditures and Transfers Out	Reappropriations to 2019	Lapse of Appropriations
ENERGY CONSERV PROJS (Fund 0124)	17.275	1336	196,507.00	196,507.00	---	---
PLUMBING IMPROVEMENTS (Fund 0124)	17.255	2360	180,854.00	110,777.24	---	70,076.76
ELECTRICAL IMPROVEMENTS (Fund 0124)	17.210	2361	2.00	---	---	2.00
HTG VENTILATION & AC IMP (Fund 0124)	17.245	2364	5,209,358.00	1,304,630.85	---	3,904,727.15
LIFE SAFETY IMPROVEMENTS (Fund 0124)	17.235	2371	2.00	---	---	2.00
ROOFING MANAGEMENT SYSTEM (Fund 0124)	17.200	2372	2.00	---	---	2.00
SECURITY IMPROVEMENTS (Fund 0124)	17.265	2373	2.00	---	---	2.00
HEARING ROOM RENOVATIONS (Fund 0124)	17.270	2374	2.00	---	---	2.00
STWIDE UNPROGRAMMED REPRS (Fund 0124)	18.015	3170	338,155.00	39,693.97	---	298,461.03
DMH STATEWIDE M&R (Fund 0124)	18.060	3245	6,571,730.00	255,057.21	6,316,672.00	0.79
ENERGY CONSERV PROJS (Fund 0124)	18.015	3289	3,687.00	3,686.23	---	0.77
BELLE-STLDDTC-CONSOLIDATE (Fund 0124)	18.085	3988	1,500,000.00	---	---	1,500,000.00
STWIDE FMRF EXPENDITURE (Fund 0124)	17.220	9268	179,717.00	39,896.24	---	139,820.76
UNPROGRAMMED M&R (Fund 0124)	17.175	9269	270,831.00	17,616.86	---	253,214.14
EMERGENCY (Fund 0124)	17.175	9270	16,429.00	16,429.00	---	---
APPRAISALS & SURVEYS (Fund 0124)	17.220	9271	2.00	---	---	2.00
HAZMAT REMEDIATION (Fund 0124)	17.185	9272	2.00	---	---	2.00
PLUMBING IMPROVEMENTS (Fund 0124)	17.250	9902	158,497.00	18,010.67	---	140,486.33
ELECTRICAL IMPROVEMENTS (Fund 0124)	17.205	9903	871,496.00	790,429.19	---	81,066.81
HTG VENTILATION & AC IMP (Fund 0124)	17.240	9904	69,994.00	69,993.02	---	0.98
LIFE SAFETY IMPROVEMENTS (Fund 0124)	17.230	9905	613,436.00	468,153.08	---	145,282.92
ROOFING MANAGEMENT SYSTEM (Fund 0124)	17.195	9910	2.00	---	---	2.00
SECURITY IMPROVEMENTS (Fund 0124)	17.260	9911	2.00	---	---	2.00
REFUNDS (Fund 0625)	10.030	4419	100.00	---	---	100.00
REFUNDS (Fund 0930)	10.030	4421	150,000.00	---	---	150,000.00
<b><u>Office of the Director</u></b>						
DIRECTOR'S OFFICE PS	10.005	0669	449,733.00	436,241.00	---	13,492.00
DIRECTOR'S OFFICE E&E	10.005	2043	9,354.00	9,073.00	---	281.00
STAFF TRAINING	10.025	4170	357,495.00	346,770.00	---	10,725.00
OPERATIONAL SUPPORT PS	10.020	5307	4,684,582.00	4,544,045.00	---	140,537.00
OPERATIONAL SUPPORT E&E	10.020	5310	354,986.00	344,336.00	---	10,650.00
HEALTHCARE TECHNOLOGY PS	10.020	6978	61,917.00	60,059.00	---	1,858.00
REFUNDS (Fund 0435)	10.030	2905	10,000.00	---	---	10,000.00

**Division of Alcohol and Drug Abuse**

ADA TREATMENT-MEDICAID MT	10.110	2040	16,244,183.00	15,916,171.00	---	328,012.00
ADA ADMIN PS	10.100	2149	862,926.00	837,038.00	---	25,888.00
ADA ADMIN E&E	10.100	2150	20,729.00	20,107.00	---	622.00
PREVENTION & EDU SVS PS	10.105	2649	26,788.00	25,984.00	---	804.00
ADA TREATMENT SERVICES	10.110	4147	24,733,625.00	23,875,262.00	---	858,363.00
ADA TREATMENT SVS PS	10.110	4148	534,296.00	518,267.00	---	16,029.00
COMMUNITY 2000	10.105	4649	865,758.00	707,421.00	---	158,337.00
ADA TREATMNT EX-OFFENDERS	10.110	8661	1,765,000.00	1,697,500.00	---	67,500.00
ADA PILOT PSD	10.110	9848	761,250.00	727,500.00	---	33,750.00
PREVENTION & EDU SVS E&E (Fund 0625)	10.105	3585	300,000.00	300,000.00	---	---
ADA TREATMENT-MEDICAID MT (Fund 0625)	10.110	3587	1,816,865.00	1,816,865.00	---	---
ADA TREATMENT SERVICES (Fund 0625)	10.110	3594	100,000.00	100,000.00	---	---
ADA TREATMENT-MEDICAID MT (Fund 0930)	10.110	3765	804,775.00	595,419.92	---	209,355.08

**Division of Comprehensive Psychiatric Services**

MEDICATION COST INCREASES	10.230	0373	13,524,140.00	13,524,139.92	---	0.08
ADULT COMMUNITY PRGM PS	10.210	1479	90,538.00	87,822.00	---	2,716.00
YOUTH COMMUNITY PRGM PS	10.225	1481	52,633.00	51,054.00	---	1,579.00
HOMELESS MENTALLY ILL	10.210	1685	546,450.00	508,403.00	---	38,047.00
CPS ADMIN PS	10.200	1844	802,346.00	777,982.34	---	24,363.66
CPS ADMIN E&E	10.200	1845	49,324.00	47,844.00	---	1,480.00
CIVIL COMM LEGAL FEES	10.215	1864	816,654.00	790,964.73	---	25,689.27
OA CIVIL COMM LEGAL FEES	10.215	1865	143,550.00	142,120.00	---	1,430.00
FORENSIC SUPPORT SVS PS	10.220	1866	766,673.00	743,673.00	---	23,000.00
FORENSIC SUPPORT SVS E&E	10.220	1867	22,765.00	22,082.00	---	683.00
ADULT COMMUNITY PRGM E&E	10.210	2052	808,019.00	740,855.00	---	67,164.00
ADULT COMMUNITY PROGRAM	10.210	2053	35,041,315.00	34,145,132.75	---	896,182.25
YOUTH COMMUNITY PRGM E&E	10.225	2056	74,446.00	58,298.00	---	16,148.00
YOUTH COMMUNITY PROGRAM	10.225	2057	9,346,805.00	9,234,301.00	---	112,504.00
FULTON STATE HOSPITAL E&E	10.300	2061	7,579,073.00	7,322,982.00	---	256,091.00
NW MO PSY REHAB CTR E&E	10.305	2063	2,289,854.00	2,221,158.00	---	68,696.00
STL PSY REHAB CTR E&E	10.310	2064	2,770,493.00	2,687,378.00	---	83,115.00
HAWTHORN PSY HOSPTL E&E	10.335	2067	992,391.00	962,619.00	---	29,772.00
METRO STL PSY CTR E&E	10.320	2068	2,276,295.00	2,205,170.00	---	71,125.00
ADULT COM PRG-MEDICAID MT	10.210	2070	89,569,957.00	88,205,547.61	---	1,364,409.39
YOUTH COM PRG-MEDICAID MT	10.225	2071	23,746,140.00	23,360,205.00	---	385,935.00
SOUTHEAST MO MHC E&E	10.325	2083	3,012,698.00	2,882,777.21	---	129,920.79
CTR FOR BEHAV MED E&E	10.330	2090	2,307,747.00	2,238,515.00	---	69,232.00
SEMO MHC-SORTS PS	10.325	2229	18,213,873.00	18,015,598.22	---	198,274.78
SEMO MHC-SORTS E&E	10.325	2246	4,621,089.00	3,929,428.00	---	691,661.00
MH TRAUMA KIDS MEDICAID	10.235	2465	500,000.00	4,710.00	---	495,290.00
HOUSING	10.055	2792	255,000.00	247,350.00	---	7,650.00

**STATE OF MISSOURI  
SUMMARY OF APPROPRIATION ACTIVITY  
GENERAL FUND - GENERAL REVENUE FUNDS  
FOR THE APPROPRIATION YEAR 2018**

	H.B. No.	Appr. No.	Appropriations	Expenditures and Transfers Out	Reappropriations to 2019	Lapse of Appropriations
SEMO MHC-SORTS OVERTIME	10.325	3206	86,807.00	86,807.00	---	---
HEALTHCARE TECHNOLOGY E&E	10.020	4169	614,811.00	596,367.00	---	18,444.00
CPS FACILITY SUP PRN-PS	10.205	6766	3,306,093.00	3,206,910.00	---	99,183.00
CPS FACILITY SUP PRN-E&E	10.205	6770	57,121.00	55,407.00	---	1,714.00
CPS FS LOSS OF BENEF E&E	10.205	6771	850,233.00	824,726.00	---	25,507.00
FULTON ST HOSP OVERTIME	10.300	7187	916,851.00	916,851.00	---	---
NW MO PSY REHAB OVERTIME	10.305	7188	169,263.00	169,263.00	---	---
STL PSY REHAB OVERTIME	10.310	7190	293,140.00	293,140.00	---	---
HAWTHORN HOSP OVERTIME	10.335	7193	65,854.00	65,854.00	---	---
METRO STL PSY OVERTIME	10.320	7197	17,384.00	17,384.00	---	---
SE MO MHC OVERTIME	10.325	7201	166,883.00	166,883.00	---	---
CTR BEHAV MED OVERTIME	10.330	7202	252,100.00	252,100.00	---	---
CPS HOSPITAL PROVIDER TAX	10.205	7652	14,500,000.00	12,884,848.00	---	1,615,152.00
FULTON-SORTS PS	10.300	7825	7,544,219.00	7,150,306.80	---	393,912.20
FULTON-SORTS OVERTIME	10.300	7826	62,834.00	62,834.00	---	---
FULTON-SORTS E&E	10.300	7827	1,853,257.00	1,730,979.00	---	122,278.00
CPS FACILITY SUPPORT-E&E	10.205	7833	607,216.00	589,000.00	---	18,216.00
CPS EATING DISORDER PS	10.210	8054	38,760.00	32,575.50	---	6,184.50
CPS EATING DISORDER E&E	10.210	8055	103,771.00	100,658.00	---	3,113.00
FSH RPLCMNT PLNG & DESIGN	17.280	8725	311,679.00	109,384.61	202,294.00	0.39
FULTON STATE HOSPITAL PS	10.300	9381	37,141,985.00	36,997,529.72	---	144,455.28
NW MO PSY REHAB CTR PS	10.305	9384	10,671,808.00	10,351,654.00	---	320,154.00
STL PSY REHAB CTR PS	10.310	9385	17,130,546.00	16,622,389.00	---	508,157.00
HAWTHORN PSY HOSPTL PS	10.335	9387	6,452,001.00	6,343,441.00	---	108,560.00
METRO STL PSY CTR PS	10.320	9391	6,801,101.00	6,601,333.89	---	199,767.11
SOUTHEAST MO MHC PS	10.325	9394	17,358,144.00	16,919,487.23	---	438,656.77
CTR FOR BEHAV MED PS	10.330	9395	12,996,903.00	12,897,077.47	---	99,825.53
MH TRAUMA TREATMENTS KIDS	10.235	9396	500,000.00	485,000.00	---	15,000.00
ADULT COM PRG-MEDICAID MT (Fund 0930)	10.210	3766	1,628,481.00	910,723.55	---	717,757.45
YOUTH COM PRG-MEDICAID MT (Fund 0930)	10.225	3767	1,017,879.00	984,778.28	---	33,100.72
<b><u>Division of Developmental Disabilities</u></b>						
CENTRAL MO RO PS	10.500	0461	3,187,873.00	3,092,237.00	---	95,636.00
KANSAS CITY RO PS	10.505	0464	2,853,086.00	2,767,010.00	---	86,076.00
SIKESTON RO PS	10.510	0469	1,710,317.00	1,659,007.00	---	51,310.00
SPRINGFIELD RO PS	10.515	0470	2,064,197.00	2,000,947.30	---	63,249.70

ST LOUIS RO PS	10.520	0471	4,273,736.00	4,145,524.00	---	128,212.00
DD-DAY HABILITATION	10.410	1728	7,775,481.00	7,775,481.00	---	---
DD ADMIN PS	10.400	1911	1,302,443.00	1,263,370.00	---	39,073.00
DD ADMIN E&E	10.400	1912	56,250.00	54,562.00	---	1,688.00
COMMUNITY PROGRAMS	10.410	1919	4,060,000.00	4,000,000.00	---	60,000.00
AUTISTIC CLIENTS	10.410	1928	4,825,588.00	4,761,663.00	---	63,925.00
AUTISM OUTREACH NE	10.410	1992	50,000.00	50,000.00	---	---
COMMUNITY PRG-MEDICAID MT	10.410	2072	284,412,014.00	276,080,016.00	---	8,331,998.00
CENTRAL MO RO E&E	10.500	2102	183,562.00	178,055.00	---	5,507.00
KANSAS CITY RO E&E	10.505	2112	283,011.00	274,521.00	---	8,490.00
SIKESTON RO E&E	10.510	2117	143,508.00	139,203.00	---	4,305.00
SPRINGFIELD RO E&E	10.515	2118	221,442.00	214,799.00	---	6,643.00
JOPLIN-AUTISTIC CLIENTS	10.410	2131	50,000.00	50,000.00	---	---
DD COM SUP STAFF PS	10.415	2198	2,000,774.00	1,940,751.00	---	60,023.00
ST LOUIS RO E&E	10.520	2332	384,747.00	373,205.00	---	11,542.00
ST ICF-ID REIMB ALLOW	10.405	2780	6,500,000.00	5,589,890.00	---	910,110.00
BELLEFONTAINE MEDICAID EE	10.525	3036	254,029.00	246,408.00	---	7,621.00
HIGGINSVILLE MEDICAID EE	10.530	3037	40,492.00	39,277.00	---	1,215.00
SW COMM SRVC DD MEDICD EE	10.540	3039	70,092.00	67,989.00	---	2,103.00
ST LOUIS DDTC MEDICAID EE	10.545	3040	1,867,519.00	1,811,493.00	---	56,026.00
SOUTHEAST MO MEDICAID E&E	10.550	3041	25,092.00	24,339.00	---	753.00
ST LOUIS DDTC MEDICAID PS	10.545	5541	4,367,648.00	4,236,619.00	---	131,029.00
DD COMMUNITY PROGRAMS PS	10.410	7426	567,790.00	550,756.00	---	17,034.00
DD COMMUNITY PROGRAMS E&E	10.410	7427	31,425.00	30,482.00	---	943.00
BELLEFONTAINE MEDICAID PS	10.525	7940	6,092,231.00	5,909,464.00	---	182,767.00
BELLEFONTAINE MED OVRTIME	10.525	7941	933,981.00	933,981.00	---	---
HIGGINSVILLE HC MED PS	10.530	7945	3,391,326.00	3,283,586.00	---	107,740.00
HIGGINSVILLE HC MED OVT	10.530	7946	399,475.00	399,475.00	---	---
SW COMM SRVC DD MEDICD PS	10.540	7953	2,237,835.00	2,170,111.49	---	67,723.51
SW COMM SRVC DD MEDICD OT	10.540	7954	9,422.00	9,422.00	---	---
SE MO RES SVCS MED PS	10.550	7955	1,882,122.00	1,826,246.00	---	55,876.00
SOUTHEAST MO MED RES OT	10.550	7957	191,564.00	191,564.00	---	---
AUTISM REGIONAL PROJECTS	10.410	8307	8,881,907.00	8,750,648.00	---	131,259.00
NORTHWEST COM MED PS	10.535	9171	5,425,628.00	5,268,450.64	---	157,177.36
NORTHWEST COM MED E&E	10.535	9173	401,548.00	389,502.00	---	12,046.00
NORTHWEST COM MED OT	10.535	9176	742,698.00	742,698.00	---	---
TUBEROUS SCLEROSIS COMPLX	10.555	9398	250,000.00	242,500.00	---	7,500.00
TARGETED CASE MGMT MED	10.410	9411	23,473,291.00	23,103,388.00	---	369,903.00
DD FAMILY PRTNSTPRG-MED (Fund 0421)	10.410	3356	300,000.00	---	---	300,000.00
HAB CENTER PROGRAM FUNDS (Fund 0435)	10.405	9250	3,416,027.00	2,857,991.99	---	558,035.01
DD COM PRG-MEDICAID MT (Fund 0930)	10.410	3768	13,728,609.00	6,652,158.16	---	7,076,450.84
TARGETED CASE MGMT MED (Fund 0930)	10.410	9422	1,000,000.00	706,446.97	---	293,553.03
DD WAITING LIST EQUITY TR (Fund 0986)	10.410	8206	10,000.00	---	---	10,000.00

**STATE OF MISSOURI  
SUMMARY OF APPROPRIATION ACTIVITY  
GENERAL FUND - GENERAL REVENUE FUNDS  
FOR THE APPROPRIATION YEAR 2018**

	H.B. No.	Appr. No.	Appropriations	Expenditures and Transfers Out	Reappropriations to 2019	Lapse of Appropriations
<b><u>DEPARTMENT OF NATURAL RESOURCES</u></b>						
SULLIVAN CO WATER PROJECTS	17.390	2309	105,832.00	105,832.00	---	---
DNR LEASING	13.005	4305	413,014.00	401,315.56	---	11,698.44
DNR STATE OWNED	13.010	7688	287,473.00	279,071.61	---	8,401.39
UNPROGRAMED M&R (Fund 0124)	17.180	1325	2.00	---	2.00	---
EMERGENCY (Fund 0124)	17.180	1326	2.00	---	---	2.00
HAZMAT REMEDIATION (Fund 0124)	17.190	1328	2.00	---	2.00	---
STWIDE FMRF EXPEND (Fund 0124)	17.225	1329	2.00	---	2.00	---
APPRAISALS & SURVEYS (Fund 0124)	17.225	1330	2.00	---	2.00	---
PLUMBING IMPROVEMENTS (Fund 0124)	17.255	2360	2.00	---	---	2.00
ELECTRICAL IMPROVEMENTS (Fund 0124)	17.210	2361	2.00	---	---	2.00
HTG VENTILATION & AC IMP (Fund 0124)	17.245	2364	2.00	---	---	2.00
LIFE SAFETY IMPROVEMENTS (Fund 0124)	17.235	2371	2.00	---	---	2.00
ROOFING MANAGEMENT SYSTEM (Fund 0124)	17.200	2372	2.00	---	---	2.00
SECURITY IMPROVEMENTS (Fund 0124)	17.265	2373	2.00	---	---	2.00
HEARING ROOM RENOVATIONS (Fund 0124)	17.270	2374	2.00	---	---	2.00
EMERGENCY (Fund 0124)	17.175	9270	2.00	---	---	2.00
APPRAISALS & SURVEYS (Fund 0124)	17.220	9271	2.00	---	---	2.00
ELECTRICAL IMPROVEMENTS (Fund 0124)	17.205	9903	2.00	---	---	2.00
HTG VENTILATION & AC IMP (Fund 0124)	17.240	9904	2.00	---	---	2.00
LIFE SAFETY IMPROVEMENTS (Fund 0124)	17.230	9905	2.00	---	---	2.00
SECURITY IMPROVEMENTS (Fund 0124)	17.260	9911	2.00	---	---	2.00
DNR LEASING (Fund 0656)	13.005	2930	1,210.00	1,193.19	---	16.81
REFUND ACCOUNTS (Fund 0656)	06.315	7799	250.00	---	---	250.00
<b><u>Department Operations</u></b>						
DEPT OPERATIONS PS	06.200	1804	199,992.00	190,602.73	---	9,389.27
DEPT OPERATIONS E&E	06.200	1807	109,485.00	106,200.00	---	3,285.00
<b><u>Division of Environmental Quality</u></b>						
CONTAMINATED HOME ACQ	06.226	4179	1,000,000.00	---	---	1,000,000.00
REGIONAL OFFICES PS	06.225	5340	2,200,815.00	2,134,791.00	---	66,024.00
REGIONAL OFFICES E&E	06.225	5349	187,812.00	181,955.54	---	5,856.46
ENVIRONMENTAL SVS PS	06.225	5406	1,159,528.00	1,119,282.70	---	40,245.30
ENVIRONMENTAL SVS E&E	06.225	5417	317,949.00	308,411.00	---	9,538.00

WATER PROTECTION PRG PS	06.225	7172	400,471.00	382,949.35	---	17,521.65
WATER PROTECTION PRG E&E	06.225	7176	166,506.00	161,511.00	---	4,995.00
SOLID WASTE FORFEITRS E&E	06.225	9056	80,000.00	52,131.59	---	27,868.41
SOLID WASTE FORFEITRES PS (Fund 0198)	06.225	4304	102.00	---	---	102.00
SOLID WASTE FORFEITRS E&E (Fund 0198)	06.225	9057	423,973.00	1,077.50	---	422,895.50
HAZARDOUS WASTE PS (Fund 0656)	06.225	6841	48,894.00	26,605.95	---	22,288.05
HAZARDOUS WASTE E&E (Fund 0656)	06.225	6842	160,582.00	35,667.81	---	124,914.19
ENVIRONMENTAL SVS PS (Fund 0656)	06.225	7847	12,517.00	518.80	---	11,998.20
ENVIRONMENTAL SVS E&E (Fund 0656)	06.225	7848	19,920.00	---	---	19,920.00

**Missouri Geological Survey**

MGS OPERATIONS PS	06.260	2395	2,295,952.00	2,137,467.69	---	158,484.31
MGS OPERATIONS E&E	06.260	2396	571,003.00	571,003.00	---	---
MULTIPURPOSE WTR RES PGM	06.260	3961	750,000.00	---	---	750,000.00
SOLID WASTE FORFEITRES PS	06.225	4303	20,000.00	4,309.52	---	15,690.48
STWIDE FMRF EXPENDITURE (Fund 0124)	17.220	9268	420.00	---	---	420.00
UNPROGRAMMED M&R (Fund 0124)	17.175	9269	2.00	---	---	2.00
HAZMAT REMEDIATION (Fund 0124)	17.185	9272	2.00	---	---	2.00
PLUMBING IMPROVEMENTS (Fund 0124)	17.250	9902	2.00	---	---	2.00
ROOFING MANAGEMENT SYSTEM (Fund 0124)	17.195	9910	2.00	---	---	2.00
CLARENCE CANNON PAYMENT (Fund 0174)	06.270	2916	477,098.00	455,159.21	---	21,938.79
MULTIPURPOSE WTR RES PGM (Fund 0815)	06.260	1618	1.00	---	---	1.00

**DEPARTMENT OF PUBLIC SAFETY**

PUBLIC SAFETY STATE OWNED	13.010	7728	235,458.00	228,558.44	---	6,899.56
UNPROGRAMED M&R (Fund 0124)	17.180	1325	2.00	---	2.00	---
EMERGENCY (Fund 0124)	17.180	1326	2.00	---	---	2.00
HAZMAT REMEDIATION (Fund 0124)	17.190	1328	2.00	---	2.00	---
STWIDE FMRF EXPEND (Fund 0124)	17.225	1329	96,973.00	96,970.56	2.00	0.44
APPRAISALS & SURVEYS (Fund 0124)	17.225	1330	2.00	---	2.00	---
PLUMBING IMPROVEMENTS (Fund 0124)	17.255	2360	2.00	---	---	2.00
ELECTRICAL IMPROVEMENTS (Fund 0124)	17.210	2361	2.00	---	---	2.00
HTG VENTILATION & AC IMP (Fund 0124)	17.245	2364	2.00	---	---	2.00
LIFE SAFETY IMPROVEMENTS (Fund 0124)	17.235	2371	2.00	---	---	2.00
ROOFING MANAGEMENT SYSTEM (Fund 0124)	17.200	2372	2.00	---	---	2.00
SECURITY IMPROVEMENTS (Fund 0124)	17.265	2373	2.00	---	---	2.00
HEARING ROOM RENOVATIONS (Fund 0124)	17.270	2374	2.00	---	---	2.00
STWIDE UNPROGRAMMED REPRS (Fund 0124)	18.015	3170	3,500.00	1,458.10	---	2,041.90
STWIDE FMRF EXPENDITURE (Fund 0124)	17.220	9268	173,913.00	94,173.26	---	79,739.74
UNPROGRAMMED M&R (Fund 0124)	17.175	9269	16,706.00	16,705.16	---	0.84
EMERGENCY (Fund 0124)	17.175	9270	2.00	---	---	2.00
APPRAISALS & SURVEYS (Fund 0124)	17.220	9271	2.00	---	---	2.00

**STATE OF MISSOURI  
SUMMARY OF APPROPRIATION ACTIVITY  
GENERAL FUND - GENERAL REVENUE FUNDS  
FOR THE APPROPRIATION YEAR 2018**

	H.B. No.	Appr. No.	Appropriations	Expenditures and Transfers Out	Reappropriations to 2019	Lapse of Appropriations
HAZMAT REMEDIATION (Fund 0124)	17.185	9272	2.00	---	---	2.00
PLUMBING IMPROVEMENTS (Fund 0124)	17.250	9902	2.00	---	---	2.00
ELECTRICAL IMPROVEMENTS (Fund 0124)	17.205	9903	7,160.00	7,159.80	---	0.20
HTG VENTILATION & AC IMP (Fund 0124)	17.240	9904	2.00	---	---	2.00
LIFE SAFETY IMPROVEMENTS (Fund 0124)	17.230	9905	2.00	---	---	2.00
ROOFING MANAGEMENT SYSTEM (Fund 0124)	17.195	9910	2.00	---	---	2.00
SECURITY IMPROVEMENTS (Fund 0124)	17.260	9911	2.00	---	---	2.00
<b><u>Office of the Director</u></b>						
DIRECTOR ADMIN PS	08.005	1097	1,215,163.00	1,123,726.80	---	91,436.20
INTERNET SEX CRIME PS	08.040	2941	16,007.00	15,486.58	---	520.42
INTERNET SEX CRIME E&E	08.040	2951	8,414.00	7,044.58	---	1,369.42
FORENSIC EXAMS	08.065	3168	1,600,000.00	1,551,950.31	---	48,049.69
INTERNET SEX CRM TSF GNTS	08.040	3231	1,976,279.00	1,881,969.83	---	94,309.17
BLUE ALERT SYSTEM	08.015	3273	250,000.00	242,500.00	---	7,500.00
NEIGHBORHOOD WATCH	08.027	3340	475,000.00	---	---	475,000.00
DIRECTOR ADMIN E&E	08.005	8094	198,533.00	148,543.60	---	49,989.40
DRUG TASK FORCES	08.005	8562	1,847,849.00	1,792,414.00	---	55,435.00
DRUG TASK FORCES PS	08.005	8779	47,300.00	45,834.37	---	1,465.63
DRUG TASK FORCES E&E	08.005	8780	5,550.00	5,202.41	---	347.59
FORSIC EXAMS-CHILD ABUSE	08.065	8974	1,022,000.00	991,223.40	---	30,776.60
FORENSIC EXAMS PS	08.065	9446	30,600.00	12,641.29	---	17,958.71
FUNDING FOR FALLEN	08.045	9610	50,000.00	---	---	50,000.00
<b><u>Division of Fire Safety</u></b>						
F S ADMIN PS	08.175	1103	2,089,705.00	2,062,573.25	---	27,131.75
F S ADMIN E&E	08.175	1107	262,417.00	256,936.47	---	5,480.53
VOLUNTEER FF WC GRANTS PS	08.187	3942	35,000.00	---	---	35,000.00
VOLUNTEER FF WC GRANTS EE	08.187	4225	15,000.00	---	---	15,000.00
VOLUNTEER FF WC GRANTS PD	08.187	4244	950,000.00	---	---	950,000.00
FIREFIGHTER TRAINING	08.185	7496	500,000.00	484,257.38	---	15,742.62
<b><u>Capitol Police</u></b>						
CAPITOL POLICE PS	08.095	3300	1,517,242.00	1,309,951.77	---	207,290.23
CAPITOL POLICE E&E	08.095	3301	139,123.00	134,485.78	---	4,637.22

**State Highway Patrol**

SHP TECHNICAL SERVICE PS	08.150	0628	349,470.00	305,757.36	---	43,712.64
SHP ENFORCEMENT PS	08.110	1134	7,939,289.00	7,682,516.43	---	256,772.57
SHP ENFORCEMENT E&E	08.110	1139	2,605,146.00	1,983,647.08	---	621,498.92
STATE WATER PATROL PS	08.115	1171	3,601,600.00	3,396,646.81	---	204,953.19
STATE WATER PATROL E&E	08.115	1175	387,251.00	369,790.33	---	17,460.67
ST HWY PATROL LEASING	13.005	2006	248,241.00	165,282.66	---	82,958.34
SHP TECHNICAL SERVICE E&E	08.150	2283	54,524.00	33,335.60	---	21,188.40
GASOLINE PURCHASE	08.120	2335	428,639.00	378,129.92	---	50,509.08
SHP ACADEMY PS	08.135	2338	81,386.00	78,372.00	---	3,014.00
GOVERNOR'S SECURITY PS	08.010	3311	1,752,801.00	1,694,273.41	---	58,527.59
GOVERNOR'S SECURITY E&E	08.010	3312	68,000.00	65,938.49	---	2,061.51
SHP NON HWY DUTIES PS	08.110	4336	1,056,632.00	1,024,199.36	---	32,432.64
SHP NON HWY DUTIES E&E	08.110	4337	43,422.00	37,828.59	---	5,593.41
CRIME LABS PS	08.130	4342	3,082,171.00	2,505,283.69	---	576,887.31
CRIME LABS E&E	08.130	4343	673,143.00	641,510.15	---	31,632.85
FRINGE BENEFITS PS	08.105	4344	12,713,990.00	11,819,049.55	---	894,940.45
FRINGE BENEFITS E&E	08.105	4347	1,010,936.00	929,259.63	---	81,676.37
SHP ADMIN E&E	08.100	4368	3,361.00	---	---	3,361.00
SHP ADMIN PS	08.100	6327	255,915.00	171,556.52	---	84,358.48
DPS-SHP INSTIT	13.015	7741	496,696.00	481,795.00	---	14,901.00
SHP ACADEMY E&E (Fund 0674)	08.135	3441	581,717.00	364,540.01	---	217,176.99
SHP ACADEMY PS (Fund 0674)	08.135	6328	102,481.00	87,987.27	---	14,493.73
FRINGE BENEFITS PS (Fund 0674)	08.105	6329	87,465.00	78,066.35	---	9,398.65
FRINGE BENEFITS E&E (Fund 0674)	08.105	6330	13,458.00	7,013.49	---	6,444.51
HP PERSONAL EQUIPMENT E&E (Fund 0793)	08.155	7045	65,000.00	17,489.48	---	47,510.52

**Alcohol and Tobacco Control**

REFUND UNUSED STICKERS	08.170	1161	55,000.00	24,606.67	---	30,393.33
ALCOHOL & TOBACCO CNTR PS (Fund 0625)	08.165	3650	114,824.00	69,218.19	---	45,605.81
ALCOHOL & TOBACCO CNTR EE (Fund 0625)	08.165	3651	33,046.00	33,044.98	---	1.02

**Adjutant General**

A G ADMIN PS	08.265	1226	1,053,285.00	1,021,558.48	---	31,726.52
A G ADMIN E&E	08.265	1228	125,133.00	116,203.38	---	8,929.62
A G FIELD SUPPORT PS	08.285	1229	709,265.00	687,177.99	---	22,087.01
A G FIELD SUPPORT E&E	08.285	1231	1,741,217.00	1,681,618.86	---	59,598.14
A G AIR SEARCH & RESCUE	08.310	3984	19,501.00	15,240.32	---	4,260.68
CONTRACT SERVICES PS	08.305	4502	442,317.00	428,940.79	---	13,376.21
CONTRACT SERVICES E&E	08.305	4503	19,773.00	19,180.00	---	593.00
NATIONAL GUARD TRUST E&E	08.270	4527	3,343,957.00	3,243,638.00	---	100,319.00
NATIONAL GUARD LEASING	13.005	8031	25,000.00	21,318.00	---	3,682.00
MONG STATEWIDE M&R (Fund 0124)	18.050	3243	3,021,213.00	40,408.65	2,980,804.00	0.35



**STATE OF MISSOURI  
SUMMARY OF APPROPRIATION ACTIVITY  
GENERAL FUND - GENERAL REVENUE FUNDS  
FOR THE APPROPRIATION YEAR 2018**

	H.B. No.	Appr. No.	Appropriations	Expenditures and Transfers Out	Reappropriations to 2019	Lapse of Appropriations
<b><u>State Emergency Management Agency</u></b>						
A G SEMA PS	08.315	1237	1,283,705.00	1,146,907.19	---	136,797.81
A G SEMA E&E	08.315	1241	302,974.00	196,885.00	---	106,089.00
TASKFORCE 1 EMERGENCIES	08.320	2460	63,000.00	---	---	63,000.00
STATE AGENCY DISASTERS	08.330	3166	4,405,010.00	2,038,049.85	---	2,366,960.15
SEMA GRANT	08.330	3299	11,000,000.00	3,286,175.87	---	7,713,824.13
DISASTER PREPAREDNESS	08.315	4212	150,000.00	---	---	150,000.00
STATE AGENCY DISASTERS PS	08.330	8145	550,000.00	458,217.63	---	91,782.37
<b><u>Missouri Veterans Commission</u></b>						
ADMIN & SERVICES PS	08.190	8734	204,000.00	194,784.17	---	9,215.83
<b><u>Missouri Gaming Commission</u></b>						
HORSE RACING BREEDERS (Fund 0605)	08.240	3295	5,000.00	5,000.00	---	---
<b><u>DEPARTMENT OF REVENUE</u></b>						
REVENUE LEASING	13.005	6090	532,142.00	417,842.36	---	114,299.64
REVENUE STATE OWNED	13.010	7666	1,844,464.00	1,844,376.15	---	87.85
<b><u>Legal Services Division</u></b>						
LEGAL SERV PS	04.020	1739	1,531,869.00	1,447,892.98	---	83,976.02
LEGAL SERV E&E	04.020	1740	155,533.00	150,855.74	---	4,677.26
HWY COLL LEGAL SERV PS	04.005	1766	1,182,199.00	1,064,270.83	---	117,928.17
<b><u>Administration Division</u></b>						
POSTAGE	04.025	0075	3,993,011.00	3,873,221.00	---	119,790.00
ADMINISTRATION PS	04.025	1751	1,144,666.00	1,144,622.40	---	43.60
ADMINISTRATION E&E	04.025	1752	211,326.00	177,484.92	---	33,841.08
HWY COLL ADMIN PS	04.005	1768	1,668,142.00	1,652,749.51	---	15,392.49
HWY COLL POSTAGE	04.005	1770	781,505.00	758,060.00	---	23,445.00
HWY COLL-POSTAGE DL	04.005	7880	720,287.00	693,311.49	---	26,975.51
ADMINISTRATION PS (Fund 0169)	04.025	3646	26,064.00	23,429.52	---	2,634.48
ADMINISTRATION E&E (Fund 0169)	04.025	3647	2,089,841.00	1,268,143.09	---	821,697.91

**Motor Vehicle and Driver Licensing Division**

MV/DL PS	04.015	1710	376,228.00	332,843.41	---	43,384.59
MV/DL E&E	04.015	1711	380,232.00	134,397.16	---	245,834.84
HWY COLL MV/DL PS	04.005	1762	4,158,096.00	3,773,588.21	---	384,507.79
HWY COLL MV/DL E&E	04.005	1763	1,746,691.00	1,243,461.27	---	503,229.73
EMBLEM USE FEE DISTRIB	04.055	3693	1,000.00	725.00	---	275.00
MV/DL SYSTEM PS	04.005	9424	178,500.00	79,319.34	---	99,180.66
MV/DL SYSTEM EE	04.005	9425	25,000.00	1,889.90	---	23,110.10

**Taxation Division**

DELINQUENT COLLECTN FEES	04.040	0096	3,300,000.00	2,431,364.79	---	868,635.21
GR REFUNDS (REG)	04.060	1243	1,499,100,000.00	1,435,055,671.14	---	64,044,328.86
TAXATION PS	04.010	1691	19,673,511.00	18,664,272.83	---	1,009,238.17
TAXATION E&E	04.010	1692	3,942,773.00	1,348,371.76	---	2,594,401.24
TAXATION MTC DUES EE	04.010	1695	212,401.00	206,029.00	---	6,372.00
HWY COLL TAX PS	04.005	1760	474,841.00	350,360.17	---	124,480.83
COUNTY STOCK INSUR TAX	04.095	2705	120,888.00	120,887.13	---	0.87
GR REFUNDS EXCESS CRE	04.060	3341	100,000,000.00	---	---	100,000,000.00
COUNTY FILING FEES	04.045	7024	315,000.00	152,131.00	---	162,869.00
DEBT OFFSET TAX CREDITS	04.100	7323	260,000.00	82,314.25	---	177,685.75
INTEGRATED TAX SYSTEM EE	04.010	7956	13,000,000.00	6,288,007.64	---	6,711,992.36

**State Tax Commission**

STATE TAX COMMISSION PS	04.030	0083	2,004,438.00	1,916,980.61	---	87,457.39
ASSESSMENT MAINTENANCE	04.035	1044	9,956,004.00	9,956,003.41	---	0.59
STATE TAX COMMISSION E&E	04.030	2138	199,977.00	194,968.00	---	5,009.00
AG LAND USE STUDY E&E	04.030	3460	3,798.00	3,684.00	---	114.00

**DEPARTMENT OF SOCIAL SERVICES**

SOCIAL SERVICES LEASING	13.005	1434	9,254,251.00	9,217,548.37	---	36,702.63
SOCIAL SRVS STATE OWNED	13.010	7759	5,290,221.00	5,290,129.18	---	91.82
UNPROGRAMED M&R (Fund 0124)	17.180	1325	2.00	---	2.00	---
EMERGENCY (Fund 0124)	17.180	1326	2.00	---	---	2.00
HAZMAT REMEDIATION (Fund 0124)	17.190	1328	2.00	---	2.00	---
STWIDE FMRF EXPEND (Fund 0124)	17.225	1329	104,841.00	104,838.71	2.00	0.29
APPRAISALS & SURVEYS (Fund 0124)	17.225	1330	2.00	---	2.00	---
PLUMBING IMPROVEMENTS (Fund 0124)	17.255	2360	72,919.00	72,918.15	---	0.85
ELECTRICAL IMPROVEMENTS (Fund 0124)	17.210	2361	2.00	---	---	2.00
HTG VENTILATION & AC IMP (Fund 0124)	17.245	2364	2.00	---	---	2.00
LIFE SAFETY IMPROVEMENTS (Fund 0124)	17.235	2371	2.00	---	---	2.00
ROOFING MANAGEMENT SYSTEM (Fund 0124)	17.200	2372	254,845.00	213,703.62	---	41,141.38
SECURITY IMPROVEMENTS (Fund 0124)	17.265	2373	2.00	---	---	2.00
HEARING ROOM RENOVATIONS (Fund 0124)	17.270	2374	2.00	---	---	2.00

**STATE OF MISSOURI  
SUMMARY OF APPROPRIATION ACTIVITY  
GENERAL FUND - GENERAL REVENUE FUNDS  
FOR THE APPROPRIATION YEAR 2018**

	H.B. No.	Appr. No.	Appropriations	Expenditures and Transfers Out	Reappropriations to 2019	Lapse of Appropriations
STATEWIDE EMERGENCY REPRS (Fund 0124)	18.015	3161	3,492.00	3,491.95	---	0.05
STWIDE UNPROGRAMMED REPRS (Fund 0124)	18.015	3170	167,107.00	138,416.00	---	28,691.00
DSS STATEWIDE M&R (Fund 0124)	18.065	3247	1,425,754.00	56,264.77	1,369,489.00	0.23
STWIDE FMRF EXPENDITURE (Fund 0124)	17.220	9268	45,247.00	35,084.26	---	10,162.74
UNPROGRAMMED M&R (Fund 0124)	17.175	9269	2.00	---	---	2.00
EMERGENCY (Fund 0124)	17.175	9270	19,517.00	19,516.09	---	0.91
APPRAISALS & SURVEYS (Fund 0124)	17.220	9271	2.00	---	---	2.00
HAZMAT REMEDIATION (Fund 0124)	17.185	9272	4,951.00	4,941.89	---	9.11
PLUMBING IMPROVEMENTS (Fund 0124)	17.250	9902	2.00	---	---	2.00
ELECTRICAL IMPROVEMENTS (Fund 0124)	17.205	9903	2.00	---	---	2.00
HTG VENTILATION & AC IMP (Fund 0124)	17.240	9904	330,315.00	3,507.20	---	326,807.80
LIFE SAFETY IMPROVEMENTS (Fund 0124)	17.230	9905	2.00	---	---	2.00
ROOFING MANAGEMENT SYSTEM (Fund 0124)	17.195	9910	175,183.00	---	---	175,183.00
SECURITY IMPROVEMENTS (Fund 0124)	17.260	9911	12,212.00	---	---	12,212.00
MO MEDICAID AUD & COMP EE (Fund 0974)	11.020	7968	82,087.00	---	---	82,087.00
<b><u>Office of the Director</u></b>						
OFFICE OF DIRECTOR PS	11.005	4333	104,308.00	101,179.00	---	3,129.00
OFFICE OF DIRECTOR E&E	11.005	4334	33,543.00	32,478.35	---	1,064.65
MO MEDICAID AUD & COMP PS	11.020	7963	1,190,957.00	1,155,228.00	---	35,729.00
MO MEDICAID AUD & COMP EE	11.020	7964	185,578.00	164,214.81	---	21,363.19
SYSTEMS MANAGEMENT	11.025	8793	442,673.00	429,393.00	---	13,280.00
HUMAN RESOURCE CENTER PS	11.015	9948	266,353.00	258,362.00	---	7,991.00
HUMAN RESOURCE CENTER E&E	11.015	9949	11,036.00	9,972.76	---	1,063.24
OFFICE OF DIRECTOR PS (Fund 0169)	11.005	3577	30,773.00	30,773.00	---	---
REC AUDIT & COMPL CONTR (Fund 0974)	11.030	8018	1,200,000.00	---	---	1,200,000.00
<b><u>Division of Finance and Administrative Services</u></b>						
COUNTY DETENTION PAYMENTS	11.055	0738	1,354,000.00	922,282.00	---	431,718.00
FINANCE & ADMIN SRVS PS	11.040	3050	1,756,637.00	1,703,938.00	---	52,699.00
FINANCE & ADMIN SRVS E&E	11.040	3058	375,468.00	364,204.00	---	11,264.00
FINANCE & ADMIN SRVS PS (Fund 0169)	11.040	3113	48,847.00	48,847.00	---	---
RECPT & DISBRSMT REFUNDS (Fund 0885)	11.050	6931	2,650,000.00	2,649,938.78	---	61.22

**Division of Legal Services**

LEGAL SERVICES PS	11.060	6353	1,589,443.00	1,541,713.98	---	47,729.02
LEGAL SERVICES E&E	11.060	6354	18,577.00	18,020.00	---	557.00
LEGAL SERVICES PS (Fund 0169)	11.060	2790	167,287.00	167,287.00	---	---

**Family Support Division**

DOMESTIC VIOLENCE	11.165	0766	5,000,000.00	4,850,000.00	---	150,000.00
ADULT SUPPLEMENTATION	11.125	1403	25,525.00	21,950.00	---	3,575.00
SVS FOR VISUALLY IMPAIRED	11.180	1415	1,483,831.00	1,439,316.00	---	44,515.00
SUPPLEMENTAL NURSING CARE	11.130	2423	25,420,885.00	25,104,718.00	---	316,167.00
ALTERNATIVES TO ABORTION	11.120	2955	2,033,561.00	1,972,554.00	---	61,007.00
ALT TO ABORTION AWARENESS	11.120	3108	75,000.00	70,682.12	---	4,317.88
BLIND ADMIN PS	11.175	3401	793,319.00	769,519.00	---	23,800.00
BLIND ADMIN E&E	11.175	3402	132,737.00	128,755.00	---	3,982.00
TEMPORARY ASSISTANCE	11.115	3596	7,856,800.00	3,856,800.00	---	4,000,000.00
CSE COUNTY REIMBURSEMENT	11.195	3689	2,240,491.00	2,173,276.00	---	67,215.00
EBT E&E	11.080	5255	1,796,622.00	1,696,622.00	---	100,000.00
COMMUNITY PARTNERSHIP	11.100	5651	632,328.00	613,358.00	---	18,970.00
CSE FIELD STAFF/OPS PS	11.190	6260	2,963,857.00	2,874,941.00	---	88,916.00
CSE FIELD STAFF/OPS E&E	11.190	6261	3,867,086.00	3,751,073.00	---	116,013.00
FAMILY SUPPORT ADMIN PS	11.065	6269	1,369,434.00	1,328,025.84	---	41,408.16
FAMILY SUPPORT ADMIN E&E	11.065	6270	8,407.00	8,155.00	---	252.00
IM FIELD STAFF/OPS PS	11.070	6280	14,843,763.00	14,398,449.92	---	445,313.08
IM FIELD STAFF/OPS E&E	11.070	6281	3,207,874.00	3,110,638.00	---	97,236.00
FAMILY SUP STAFF TRNG	11.075	6290	113,693.00	110,282.00	---	3,411.00
COMMUNITY WORK SUPPORT	11.115	8308	1,855,554.00	1,799,887.00	---	55,667.00
VICTIMS OF SEXUAL ASSAULT	11.170	9014	750,000.00	727,500.00	---	22,500.00
ELGBLTY & ENRLLMNT SYS EE	11.095	9074	7,566,986.00	7,339,976.00	---	227,010.00
BLIND PENSIONS	11.135	9229	4,183,950.00	4,183,950.00	---	---
FAMIS	11.090	9325	575,453.00	558,189.00	---	17,264.00
CSE MEDIATION E&E (Fund 0169)	11.190	0931	615,000.00	---	---	615,000.00
CSE COUNTY REIMBURSEMENT (Fund 0169)	11.195	2325	400,212.00	400,212.00	---	---
CSE FIELD STAFF/OPS PS (Fund 0169)	11.190	6267	2,151,189.00	2,151,189.00	---	---
CSE FIELD STAFF/OPS E&E (Fund 0169)	11.190	6268	959,784.00	959,784.00	---	---
FAMILY SUPPORT ADMIN PS (Fund 0169)	11.065	6275	564,663.00	564,663.00	---	---

**Children's Division**

RESIDENTIAL TREATMENT SVS	11.235	0032	37,825,790.00	35,838,604.00	---	1,987,186.00
CASE MANAGEMENT CONTRACTS	11.250	1050	21,814,120.00	21,814,120.00	---	---
CHILD ASSESSMENT CENTERS	11.270	1386	1,649,475.00	1,599,991.00	---	49,484.00
CHILDHOOD DEVELOPMENT	11.295	1569	3,500,000.00	2,972,892.69	---	527,107.31
CHILDHOOD DEV CERTIF	11.230	1570	3,074,500.00	1,536,707.43	---	1,537,792.57
PURCHASE OF CHILD CARE	11.295	3592	33,782,158.00	32,768,693.00	---	1,013,465.00
EXTREME RECRUITMENT	11.260	3939	686,614.00	660,364.00	---	26,250.00

**STATE OF MISSOURI  
SUMMARY OF APPROPRIATION ACTIVITY  
GENERAL FUND - GENERAL REVENUE FUNDS  
FOR THE APPROPRIATION YEAR 2018**

	H.B. No.	Appr. No.	Appropriations	Expenditures and Transfers Out	Reappropriations to 2019	Lapse of Appropriations
SE MO RESOURCE CENTER	11.260	3950	75,000.00	75,000.00	---	---
ADOPTION RESOURCE CENTERS	11.260	4354	988,386.00	988,386.00	---	---
FOSTER CARE	11.235	4856	42,984,252.00	42,984,252.00	---	---
CHILDREN'S TREATMENT SVS	11.225	4861	12,493,368.00	11,464,143.00	---	1,029,225.00
ADOP/GUARDIANSHIP SUBSIDY	11.255	5701	66,044,996.00	66,044,146.00	---	850.00
CHILDREN'S ADMIN PS	11.210	6292	717,370.00	694,942.00	---	22,428.00
CHILDREN'S ADMIN E&E	11.210	6295	30,236.00	30,236.00	---	---
CHILD FIELD STAFF/OPS PS	11.215	6301	32,045,990.00	30,964,659.00	---	1,081,331.00
CHILD FIELD STAFF/OPS E&E	11.215	6302	2,248,361.00	2,248,361.00	---	---
CHILDREN'S STAFF TRNG	11.220	6307	979,766.00	950,373.00	---	29,393.00
CRISIS CARE	11.225	6861	2,050,000.00	1,965,307.53	---	84,692.47
TRANSITIONAL LIVING	11.265	6867	2,097,584.00	1,091,284.41	---	1,006,299.59
TUITION WAIVER PROGRAM	11.245	7931	188,848.00	183,183.00	---	5,665.00
FOSTER PARENT TRAINING	11.240	8140	403,479.00	377,910.90	---	25,568.10
FOSTER CARE OUTDOOR PRGRM	11.235	8293	183,385.00	147,835.84	---	35,549.16
HAND UP PILOT PROGRAM	11.295	8341	40,000.00	---	---	40,000.00
PURCHASE OF CHILD CARE PS	11.295	8362	14,739.00	14,297.00	---	442.00
RECRUIT & RETENT PROG E&E	11.215	8701	572,787.00	555,603.00	---	17,184.00
FOSTER CARE&ADOPT PARENTS (Fund 0979)	11.235	8085	15,000.00	---	---	15,000.00
<b><u>Division of Youth Services</u></b>						
JUVENILE COURT DIVERSION	11.310	0225	3,479,486.00	3,075,056.73	---	404,429.27
YOUTH SERVICES ADMIN PS	11.300	1421	1,206,758.00	1,170,555.00	---	36,203.00
YOUTH SERVICES ADMIN E&E	11.300	1422	80,694.00	77,720.40	---	2,973.60
YOUTH TREATMENT PRGM PS	11.305	1743	16,397,242.00	15,905,325.00	---	491,917.00
YOUTH TREATMENT PRGM E&E	11.305	1744	845,482.00	820,118.00	---	25,364.00
YOUTH TRT PRG OVERTIME PS	11.305	4328	890,764.00	864,041.00	---	26,723.00
SOCIAL SERVICES INSTIT	13.015	7769	3,199,516.00	3,199,516.00	---	---
<b><u>MO HealthNet Division</u></b>						
WOMEN & MINORITY OUTREACH	11.410	1389	529,796.00	513,902.00	---	15,894.00
HOSPITAL CARE	11.510	1432	70,388,603.00	70,042,812.81	---	345,790.19
INFORMATION SYSTEMS	11.420	1438	11,777,149.00	11,423,835.00	---	353,314.00
MANAGED CARE	11.505	1783	459,610,957.00	424,743,509.00	---	34,867,448.00
HOME HEALTH	11.470	1797	2,019,633.00	1,590,107.85	---	429,525.15
COMMUNITY HEALTH WORKER	11.520	1890	1,000,000.00	969,999.84	---	30,000.16

CHAPS-AMBULANCE	11.480	2092	500,000.00	---	---	500,000.00
PHARMACY	11.435	2525	108,331,301.00	108,330,106.15	---	1,194.85
CHILDREN'S HLTH INS PRGM	11.555	2866	13,546,408.00	13,544,383.29	---	2,024.71
PAGER PILOT	11.510	3361	100,000.00	---	---	100,000.00
FFS CLAIMS RUNOUT	11.506	3380	20,723,329.00	10,551,321.49	---	10,172,007.51
NEONATAL ABSTINENCE SYND	11.455	3954	500,000.00	16,544.99	---	483,455.01
MISSOURI RX PLAN E&E	11.436	4235	6,907,477.00	2,038,138.13	---	4,869,338.87
MONITORING PROGRAM	11.510	4424	100,000.00	---	---	100,000.00
FQHC DISTRIBUTION	11.520	4868	5,165,350.00	5,026,332.96	---	139,017.04
NON-EMERGENCY TRANSPORT	11.480	5928	13,384,323.00	13,384,322.28	---	0.72
SCHOOL DISTRICT CLAIMING	11.595	6225	242,525.00	169,684.27	---	72,840.73
MO HEALTHNET ADMIN PS	11.400	6376	2,651,172.00	2,571,637.00	---	79,535.00
MO HEALTHNET ADMIN E&E	11.400	6377	693,766.00	672,953.00	---	20,813.00
NURSING FACILITIES	11.470	6472	130,453,162.00	130,453,161.99	---	0.01
CLINICAL SRVC MGMT	11.405	6764	461,917.00	448,059.00	---	13,858.00
PHARMACY-MED D-CLAWBACK	11.435	7238	211,947,603.00	211,947,603.00	---	---
PHYSICIAN RELATED PROF	11.455	8196	166,593,848.00	164,884,166.32	---	1,709,681.68
DENTAL	11.460	8198	1,368,385.00	1,279,065.30	---	89,319.70
PREMIUM PAYMENTS	11.465	8200	86,577,573.00	86,251,829.34	---	325,743.66
REHAB & SPECIALTY SVS	11.480	8204	100,202,241.00	99,470,441.47	---	731,799.53
BLIND PENSION HLTHCAR BEN	11.600	8416	25,830,294.00	25,830,293.73	---	0.27
COMPLEX REHAB TECH PRDCTS	11.490	8995	3,995,326.00	3,937,292.92	---	58,033.08
SHOW-ME HLTHY BABIES PRG	11.560	9380	7,106,544.00	6,718,363.52	---	388,180.48
SHOW-ME HEALTHY BABIES EE	11.560	9388	20,000.00	19,400.00	---	600.00
NURSING FACILITIES (Fund 0108)	11.470	0779	58,551,344.00	58,551,344.00	---	---
MANAGED CARE (Fund 0108)	11.505	1182	33,848,436.00	33,848,436.00	---	---
INFORMATION SYSTEMS (Fund 0108)	11.420	8477	430,000.00	430,000.00	---	---
IGT SAFETY NET HOSPITALS (Fund 0139)	11.540	5182	23,348,801.00	5,068,923.00	---	18,279,878.00
IGT DMH MEDICAID PROGRAM (Fund 0139)	11.545	7169	185,993,431.00	135,841,784.42	---	50,151,646.58
MANAGED CARE (Fund 0142)	11.505	0198	192,526,292.00	135,309,879.00	---	57,216,413.00
HOSPITAL CARE (Fund 0142)	11.510	0776	145,122,629.00	145,011,707.47	---	110,921.53
FRA FEDERAL (Fund 0142)	11.530	1605	1,267,127,055.00	1,221,252,762.75	---	45,874,292.25
CHILDREN'S HLTH INS PRGM (Fund 0142)	11.555	2868	7,719,204.00	7,719,204.00	---	---
ER REDUCTION PROGRAM (Fund 0142)	11.510	3470	100,000.00	---	---	100,000.00
MONITORING PROGRAM (Fund 0142)	11.510	6738	200,000.00	106,660.15	---	93,339.85
PAGER PILOT (Fund 0142)	11.510	6744	215,000.00	185,735.00	---	29,265.00
MO HEALTHNET ADMIN PS (Fund 0142)	11.400	6889	97,661.00	97,661.00	---	---
MO HEALTHNET ADMIN E&E (Fund 0142)	11.400	6910	7,708.00	7,708.00	---	---
HOSPITAL HEALTH HOMES (Fund 0142)	11.525	8259	2,896,598.00	1,953,718.55	---	942,879.45
FRA DHS REDISTRIBUTION (Fund 0142)	11.530	9197	103,000,000.00	---	---	103,000,000.00
PHARMACY (Fund 0144)	11.435	5586	70,127,527.00	70,127,527.00	---	---
PHARM FRA DISPENSING FEE (Fund 0144)	11.440	6741	108,308,926.00	106,242,730.57	---	2,066,195.43
MO HEALTHNET ADMIN PS (Fund 0144)	11.400	6884	26,602.00	26,602.00	---	---
MO HEALTHNET ADMIN E&E (Fund 0144)	11.400	6885	356.00	356.00	---	---

**STATE OF MISSOURI  
SUMMARY OF APPROPRIATION ACTIVITY  
GENERAL FUND - GENERAL REVENUE FUNDS  
FOR THE APPROPRIATION YEAR 2018**

	H.B. No.	Appr. No.	Appropriations	Expenditures and Transfers Out	Reappropriations to 2019	Lapse of Appropriations
PHYSICIAN RELATED PROF (Fund 0144)	11.455	8295	10,000.00	10,000.00	---	---
HOSPITAL CARE (Fund 0144)	11.510	8296	15,709.00	15,709.00	---	---
NURSING FACILITIES (Fund 0421)	11.470	8511	11,072,091.00	---	---	11,072,091.00
PHYSICIAN RELATED PROF (Fund 0625)	11.455	3707	11,825,877.00	11,825,877.00	---	---
DENTAL (Fund 0625)	11.460	3708	848,773.00	848,298.29	---	474.71
NURSING FACILITIES (Fund 0625)	11.470	3709	17,973.00	17,973.00	---	---
REHAB & SPECIALTY SVS (Fund 0625)	11.480	3710	831,745.00	831,745.00	---	---
MANAGED CARE (Fund 0625)	11.505	3711	48,358,354.00	48,358,354.00	---	---
HOSPITAL GME (Fund 0625)	11.510	3713	10,000,000.00	10,000,000.00	---	---
DSS SAFETY NET (Fund 0625)	11.510	3714	30,365,444.00	30,365,444.00	---	---
PUBLIC FACLTY PASSTHROUGH (Fund 0724)	11.475	8239	3,913,804.00	2,073,663.00	---	1,840,141.00
MANAGED CARE (Fund 0885)	11.505	1183	10,716,411.00	10,716,411.00	---	---
PHARMACY (Fund 0885)	11.435	3057	3,800,000.00	3,800,000.00	---	---

**DEPARTMENT OF CORRECTIONS**

CORRECTIONS LEASING	13.005	1112	5,902,369.00	5,865,214.02	---	37,154.98
CORRECTIONS STATE OWNED	13.010	7748	1,107,855.00	1,107,854.09	---	0.91
UNPROGRAMED M&R (Fund 0124)	17.180	1325	18,002.00	18,000.00	2.00	---
EMERGENCY (Fund 0124)	17.180	1326	68,564.00	44,867.59	---	23,696.41
HAZMAT REMEDIATION (Fund 0124)	17.190	1328	2.00	---	2.00	---
STWIDE FMRF EXPEND (Fund 0124)	17.225	1329	167,739.00	167,736.35	2.00	0.65
APPRAISALS & SURVEYS (Fund 0124)	17.225	1330	2.00	---	2.00	---
PLUMBING IMPROVEMENTS (Fund 0124)	17.255	2360	129,197.00	59,610.22	---	69,586.78
ELECTRICAL IMPROVEMENTS (Fund 0124)	17.210	2361	2.00	---	---	2.00
HTG VENTILATION & AC IMP (Fund 0124)	17.245	2364	2.00	---	---	2.00
LIFE SAFETY IMPROVEMENTS (Fund 0124)	17.235	2371	2.00	---	---	2.00
ROOFING MANAGEMENT SYSTEM (Fund 0124)	17.200	2372	113,241.00	78,165.14	---	35,075.86
SECURITY IMPROVEMENTS (Fund 0124)	17.265	2373	148,359.00	134,304.31	---	14,054.69
HEARING ROOM RENOVATIONS (Fund 0124)	17.270	2374	2.00	---	---	2.00
STWIDE UNPROGRAMMED REPRS (Fund 0124)	18.015	3170	625,477.00	495,496.35	---	129,980.65
DOC STATEWIDE M&R (Fund 0124)	18.055	3244	4,054,566.00	244,645.95	3,809,920.00	0.05
HAZMAT REMEDIATION (Fund 0124)	18.015	3288	1,260.00	1,259.08	---	0.92
STWIDE FMRF EXPENDITURE (Fund 0124)	17.220	9268	267,995.00	267,994.40	---	0.60
UNPROGRAMMED M&R (Fund 0124)	17.175	9269	21,465.00	3,465.00	---	18,000.00
EMERGENCY (Fund 0124)	17.175	9270	85,070.00	21,965.00	---	63,105.00

APPRAISALS & SURVEYS (Fund 0124)	17.220	9271	2.00	---	---	2.00
HAZMAT REMEDIATION (Fund 0124)	17.185	9272	2.00	---	---	2.00
PLUMBING IMPROVEMENTS (Fund 0124)	17.250	9902	203,757.00	144,144.00	---	59,613.00
ELECTRICAL IMPROVEMENTS (Fund 0124)	17.205	9903	121,252.00	121,251.11	---	0.89
HTG VENTILATION & AC IMP (Fund 0124)	17.240	9904	258,358.00	149,824.45	---	108,533.55
LIFE SAFETY IMPROVEMENTS (Fund 0124)	17.230	9905	2.00	---	---	2.00
ROOFING MANAGEMENT SYSTEM (Fund 0124)	17.195	9910	26,241.00	23,600.00	---	2,641.00
SECURITY IMPROVEMENTS (Fund 0124)	17.260	9911	134,305.00	95,431.81	---	38,873.19
INSTITUTIONAL GIFT TRUST (Fund 0925)	09.015	7168	75,000.00	35,332.72	---	39,667.28

**Office of the Director**

POPULATION GROWTH POOL PS	09.020	1053	102.00	---	---	102.00
RESTITUTION PAYMENTS	09.025	3232	111,778.00	109,350.00	---	2,428.00
REENTRY AND RECIDIVISM	09.010	3283	2,000,000.00	828,162.46	---	1,171,837.54
INSPECTOR GENERAL PS	09.007	3298	2,304,252.00	2,198,489.49	---	105,762.51
INSPECTOR GENERAL E&E	09.007	3302	75,600.00	75,170.34	---	429.66
AMACHI	09.005	4605	384,093.00	372,570.00	---	11,523.00
OD STAFF PS	09.005	4774	2,116,227.00	1,997,016.44	---	119,210.56
OD STAFF E&E	09.005	4775	87,178.00	81,741.06	---	5,436.94
POPULATION GRWTH POOL E&E	09.020	5173	427,060.00	425,405.15	---	1,654.85
OVERTIME	09.065	7257	6,176,046.00	5,990,566.44	---	185,479.56
KC REENTRY PROGRAM	09.010	7529	178,000.00	170,974.63	---	7,025.37

**Division of Human Services**

DHS STAFF PS	09.035	1512	8,556,441.00	8,166,257.33	---	390,183.67
DHS STAFF E&E	09.035	1514	96,389.00	91,212.86	---	5,176.14
EMPLOYEE HEALTH & SAFETY	09.060	1658	580,135.00	580,124.21	---	10.79
REIMBURSEMNTS TO COUNTIES	09.260	2479	40,030,272.00	40,030,153.51	---	118.49
EXTRADITIONS	09.260	2480	1,900,000.00	1,842,973.01	---	57,026.99
CERTIFICATES OF DELIVERY	09.260	2481	1,900,000.00	1,842,995.52	---	57,004.48
GENERAL SERVICES E&E	09.040	2774	411,834.00	411,691.12	---	142.88
FUEL AND UTILITIES	09.045	4280	27,974,815.00	27,974,762.88	---	52.12
FOOD PURCHASES	09.050	4286	30,983,488.00	29,477,427.77	---	1,506,060.23
TELECOMMUNICATIONS	09.030	5680	2,065,529.00	2,065,520.29	---	8.71
STAFF TRAINING	09.055	6024	1,050,909.00	1,042,314.48	---	8,594.52

**Division of Rehabilitative Services**

MEDICAL SERVICES E&E	09.195	2778	151,839,386.00	151,726,243.98	---	113,142.02
MEDICAL EQUIPMENT E&E	09.200	2782	351,087.00	348,290.41	---	2,796.59
DORS STAFF PS	09.190	6097	1,251,961.00	1,169,685.72	---	82,275.28
DORS STAFF E&E	09.190	6098	44,462.00	44,407.95	---	54.05
SUBSTANCE ABUSE SRV PS	09.205	7261	3,923,386.00	3,686,353.55	---	237,032.45
SUBSTANCE ABUSE SRV E&E	09.205	7262	5,180,972.00	5,101,909.45	---	79,062.55
ACADEMIC ED PS	09.215	7266	7,694,080.00	7,316,935.85	---	377,144.15



**STATE OF MISSOURI  
SUMMARY OF APPROPRIATION ACTIVITY  
GENERAL FUND - GENERAL REVENUE FUNDS  
FOR THE APPROPRIATION YEAR 2018**

	H.B. No.	Appr. No.	Appropriations	Expenditures and Transfers Out	Reappropriations to 2019	Lapse of Appropriations
<b><u>Division of Adult Institutions</u></b>						
EASTERN R&D CORR CTR PS	09.170	0673	19,494,959.00	18,882,947.55	---	612,011.45
OFFICERS CLOTHING	09.070	1356	831,174.00	831,158.81	---	15.19
VEHICLE REPLACEMENT	09.070	1357	979,858.00	979,858.00	---	---
INMATE CLOTHING	09.070	1367	3,353,859.00	3,353,840.61	---	18.39
INSTITUT COMM PURCHASES	09.070	1368	2,568,663.00	2,568,661.62	---	1.38
SOUTH CENTRL CORR CTR PS	09.175	1973	13,568,026.00	13,312,240.56	---	255,785.44
WESTERN R&D CORR CTR PS	09.150	2312	16,444,272.00	15,665,465.45	---	778,806.55
MARYVILLE TREATMT CENTER	09.155	2639	6,164,597.00	5,783,707.31	---	380,889.69
SOUTH EAST CORR CTR PS	09.180	3078	13,339,791.00	12,941,645.45	---	398,145.55
CROSSROADS CORR CTR	09.160	3740	12,626,348.00	11,449,582.55	---	1,176,765.45
MISSOURI EASTERN CORR CTR	09.110	4069	11,008,273.00	10,193,151.49	---	815,121.51
NORTHEAST CORR CTR	09.165	4127	16,905,686.00	16,230,871.86	---	674,814.14
CHILLICOTHE CORR CTR	09.115	4276	14,607,151.00	14,404,743.70	---	202,407.30
JEFFERSON CITY CORR CTR	09.085	4290	17,486,032.00	16,397,313.22	---	1,088,718.78
WOMENS EASTERN R&D	09.090	4294	14,208,801.00	13,926,652.69	---	282,148.31
OZARK CORR CTR	09.095	4296	5,735,903.00	5,356,541.24	---	379,361.76
TIPTON CORR CTR	09.145	4298	10,567,286.00	10,374,283.83	---	193,002.17
MOBERLY CORR CTR	09.100	4300	13,200,477.00	12,932,590.29	---	267,886.71
ALGOA CORR CTR	09.105	4302	10,954,445.00	10,412,304.75	---	542,140.25
DAI STAFF PS	09.075	4783	2,260,969.00	2,029,308.73	---	231,660.27
DAI STAFF E&E	09.075	4786	127,443.00	123,598.56	---	3,844.44
ST LOUIS COMM RELEASE CTR	09.230	4795	4,387,828.00	4,096,598.48	---	291,229.52
BOONVILLE CORR CTR	09.120	5260	10,229,167.00	9,712,747.76	---	516,419.24
WAGE & DISCHARGE COSTS	09.080	5514	3,259,031.00	3,204,140.00	---	54,891.00
FARMINGTON CORR CTR	09.125	6284	19,494,695.00	18,925,555.92	---	569,139.08
FULTON RCP & DGN CORR CTR	09.140	7052	14,170,117.00	13,590,409.62	---	579,707.38
TOXICOLOGY	09.210	7264	517,125.00	501,121.22	---	16,003.78
WESTERN MO CORR CTR	09.130	8113	16,210,945.00	14,806,271.66	---	1,404,673.34
POTOSI CORR CTR	09.135	8115	11,311,719.00	10,809,174.22	---	502,544.78
MAINTENANCE & REPAIR	09.070	8820	5,550,270.00	5,550,201.24	---	68.76
KC REENTRY CENTER PS	09.185	9365	3,536,190.00	3,517,685.29	---	18,504.71
INSTITUTIONAL E&E POOL	09.070	9860	10,269,688.00	10,263,647.99	---	6,040.01
<b><u>Division of Probation and Parole</u></b>						
DOC COMMAND CENTER E&E	09.235	1465	4,900.00	4,674.12	---	225.88
EM PILOT	09.250	1609	500,000.00	---	---	500,000.00

P&P STAFF PS	09.225	1738	64,411,164.00	63,292,138.90	---	1,119,025.10
P&P STAFF E&E	09.225	1742	3,592,863.00	3,524,948.08	---	67,914.92
DOC COMMAND CENTER PS	09.235	2646	579,462.00	526,585.55	---	52,876.45
COM SUPERVISION CNT PS	09.255	7319	4,228,923.00	4,188,881.27	---	40,041.73
COM SUPERVISION CNT E&E	09.255	7320	930,055.00	899,591.73	---	30,463.27
Subtotals			<u>12,137,921,516.00</u>	<u>11,139,683,367.99</u>	<u>51,901,534.00</u>	<u>946,336,614.01</u>

**Appropriated Transfers Out To:**

Fourth State Building Bond and Interest - Series A 2010 Fund (0210)	01.010	T001	1,069,125.00	934,753.00	---	134,372.00
Fourth State Building Bond and Interest - Series A 2012 Fund (0212)	01.010	T001	24,858,400.00	24,695,636.00	---	162,764.00
Water Pollution Control Bond and Interest - Series A 2007 Fund (0207)	01.020	T002	2,008,857.00	1,969,910.00	---	38,947.00
Water Pollution Control Bond and Interest - Series A 2010 Fund (0209)	01.020	T002	8,482,975.00	8,325,661.00	---	157,314.00
Water Pollution Control Bond and Interest - Series A 2012 Fund (0213)	01.020	T002	2,342,513.00	2,271,193.00	---	71,320.00
Stormwater Control Bond and Interest - Series A 2010 Fund (0211)	01.030	T003	1,783,125.00	1,768,769.00	---	14,356.00
Outstanding Schools Trust Fund (0287)	02.240	T008	836,600,000.00	836,600,000.00	---	---
Academic Scholarship Fund (0840)	03.045	T010	16,176,666.00	15,691,366.00	---	485,300.00
Marguerite Ross Barnett Scholarship Fund (0131)	03.075	T017	413,375.00	400,974.00	---	12,401.00
Multipurpose Water Resource Program Fund (0815)	14.121	T018	750,000.00	750,000.00	---	---
Access Missouri Financial Assistance Fund (0791)	03.055	T025	44,165,640.00	42,840,671.00	---	1,324,969.00
General Revenue Fund (0101)	05.260	T032	260.00	260.00	---	---
State School Money Fund (0616)	02.265	T045	2,000.00	481.24	---	1,518.76
Missouri Dairy Industry Revitalization Fund (0414)	06.085	T050	700,000.00	699,966.08	---	33.92
State Elections Subsidy Fund (0686)	12.060	T107	3,584,000.00	2,688,000.00	---	896,000.00
Election Admin Improvement Fund (0157)	12.070	T114	4,034,443.00	2,591,007.87	---	1,443,435.13
Missouri Water Development Fund (0174)	06.265	T117	477,098.00	455,159.21	---	21,938.79
Livestock Feed Crop Input Loan Fund (0914)	06.070	T128	5,000.00	---	---	5,000.00
Intergovernmental Transfer Fund (0139)	10.065	T159	266,360,775.00	220,723,969.70	---	45,636,805.30
General Revenue Fund (0101)	11.535	T160	96,885,215.00	84,882,185.28	---	12,003,029.72
Line of Duty Compensation Fund (0939)	07.860	T167	450,000.00	50,000.00	---	400,000.00
Ambulance Service Reimbursement Allowance Fund (0958)	11.495	T200	20,837,332.00	6,313,866.00	---	14,523,466.00
State Legal Expense Fund (0692)	05.120	T204	18,625,000.00	18,625,000.00	---	---
A+ Schools Fund (0955)	03.065	T269	15,953,878.00	15,475,262.00	---	478,616.00
General Revenue Fund (0101)	05.260	T277	32,010.00	32,010.00	---	---
Missouri Military Family Relief Fund (0719)	04.135	T278	52,000.00	30,519.43	---	21,480.57

**STATE OF MISSOURI  
SUMMARY OF APPROPRIATION ACTIVITY  
GENERAL FUND - GENERAL REVENUE FUNDS  
FOR THE APPROPRIATION YEAR 2018**

	H.B. No.	Appr. No.	Appropriations	Expenditures and Transfers Out	Reappropriations to 2019	Lapse of Appropriations
Childhood Lead Testing Fund (0899)	04.135	T279	25,000.00	10,519.67	---	14,480.33
General Revenue Fund (0101)	05.525	T285	14,551.00	14,551.00	---	---
Facilities Maintenance Reserve Fund (0124)	18.010	T286	82,400,000.00	28,700,000.00	---	53,700,000.00
Debt Offset Escrow Fund (0753)	04.105	T290	13,797,384.00	13,797,384.00	---	---
State Retirement Contributions Fund (0701)	05.450	T291	1,236.00	1,207.01	---	28.99
Social Security Contributions Fund (0702)	05.450	T291	76,131,764.00	74,340,966.67	---	1,790,797.33
State Retirement Contributions Fund (0701)	05.450	T293	11.00	9.36	---	1.64
Social Security Contributions Fund (0702)	05.450	T293	820,137.00	679,176.94	---	140,960.06
Circuit Courts Escrow Fund (0718)	04.110	T294	2,518,749.00	2,500,404.88	---	18,344.12
State Retirement Contributions Fund (0701)	05.465	T295	234,538,000.00	226,277,775.11	---	8,260,224.89
State Retirement Contributions Fund (0701)	05.465	T297	2,475,170.00	1,857,506.57	---	617,663.43
Missouri Consolidated Health Care Plan Benefit Fund (0765)	05.490	T302	250,643,832.00	248,181,260.92	---	2,462,571.08
Missouri Consolidated Health Care Plan Benefit Fund (0765)	05.490	T304	2,171,655.00	2,127,161.44	---	44,493.56
General Revenue Fund (0101)	05.260	T309	27,093.00	27,093.00	---	---
Missouri Supplemental Tax Increment Financing Fund (0848)	07.055	T352	30,103,350.00	28,621,350.32	---	1,481,999.68
Missouri Technology Investment Fund (0172)	07.030	T354	2,500,000.00	2,425,000.00	---	75,000.00
Missouri Job Development Fund (0600)	07.120	T355	5,300,000.00	5,141,000.00	---	159,000.00
Missouri Arts Council Trust Fund (0262)	07.090	T357	4,800,000.00	4,656,000.00	---	144,000.00
Missouri Humanities Council Trust Fund (0177)	07.095	T358	1,050,000.00	1,018,500.00	---	31,500.00
Division of Tourism Supplemental Revenue Fund (0274)	07.145	T359	20,948,443.00	10,619,990.00	---	10,328,453.00
State Legal Expense Fund (0692)	02.270	T368	1.00	---	---	1.00
State Legal Expense Fund (0692)	03.121	T399	1,810,125.00	1,810,124.00	---	1.00
State Legal Expense Fund (0692)	04.163	T410	200,001.00	200,000.00	---	1.00
Federal Reimbursement Allowance Fund (0142)	11.565	T412	653,701,378.00	557,948,129.00	---	95,753,249.00
General Revenue Fund (0101)	11.570	T413	653,701,378.00	557,948,129.00	---	95,753,249.00
Nursing Facility Federal Reimbursement Allowance Fund (0196)	11.575	T414	210,950,510.00	187,866,042.00	---	23,084,468.00
Library Networking Fund (0822)	12.110	T417	800,000.00	776,000.00	---	24,000.00
Abandoned Fund Account Fund (0863)	12.135	T418	5,000,000.00	2,563,248.00	---	2,436,752.00
Attorney General's Court Costs Fund (0603)	12.195	T423	165,600.00	165,600.00	---	---
Antitrust Revolving Fund (0666)	12.200	T424	69,000.00	69,000.00	---	---
State Legal Expense Fund (0692)	04.530	T426	1.00	---	---	1.00

State Legal Expense Fund (0692)	05.121	T427	1,039,312.00	1,039,312.00	---	---
State Legal Expense Fund (0692)	06.150	T428	1.00	---	---	1.00
Missouri Public Broadcasting Corporation Special Fund (0887)	07.100	T431	800,000.00	776,000.00	---	24,000.00
General Revenue Fund (0101)	05.260	T435	22,416.00	22,416.00	---	---
Missouri Qualified Biodiesel Producer Incentive Fund (0777)	06.020	T443	4,573,778.00	4,573,777.47	---	0.53
State Legal Expense Fund (0692)	06.345	T445	1.00	---	---	1.00
State Legal Expense Fund (0692)	07.180	T446	1.00	---	---	1.00
Hazardous Waste Fund (0676)	06.225	T453	2,073,940.00	2,073,940.00	---	---
State School Money Fund (0616)	02.230	T454	128,411,878.00	128,411,878.00	---	---
Historic Preservation Revolving Fund (0430)	06.295	T464	720,000.00	698,400.00	---	21,600.00
State Legal Expense Fund (0692)	07.910	T466	1.00	---	---	1.00
State Legal Expense Fund (0692)	08.335	T467	1.00	---	---	1.00
State Legal Expense Fund (0692)	10.575	T469	1.00	---	---	1.00
Labor and Industrial Relations Administrative Fund (0122)	07.805	T470	315,308.00	305,848.00	---	9,460.00
Office of Administration Revolving Administrative Trust Fund (0505)	05.235	T486	1.00	---	---	1.00
General Revenue Fund (0101)	05.260	T497	2,678.00	2,678.00	---	---
General Revenue Fund (0101)	05.260	T501	3,184.00	3,184.00	---	---
Organ Donor Program Fund (0824)	04.135	T505	21,000.00	17,136.21	---	3,863.79
General Revenue Fund (0101)	05.240	T506	1.00	---	---	1.00
Foster Care and Adoptive Parents Retention and Recruitment Fund (0979)	04.135	T507	7,000.00	6,073.50	---	926.50
Developmental Disabilities Waiting List Equity Trust Fund (0986)	04.135	T509	5,000.00	1,538.00	---	3,462.00
Puppy Protection Trust Fund (0985)	04.135	T510	10,000.00	6,456.38	---	3,543.62
American Red Cross Trust Fund (0987)	04.135	T511	10,000.00	3,348.00	---	6,652.00
Natural Resources Cost Allocation Fund (0500)	06.330	T514	12,031.00	1,019.00	---	11,012.00
Natural Resources Cost Allocation Fund (0500)	06.330	T516	226.00	216.00	---	10.00
Judiciary Education and Training Fund (0847)	12.320	T524	1,387,567.00	1,387,567.00	---	---
Elderly Home-Delivered Meals Trust Fund (0296)	04.135	T526	64,000.00	54,302.12	---	9,697.88
Veterans' Trust Fund (0579)	04.135	T527	69,000.00	48,617.12	---	20,382.88
Children's Trust Fund (0694)	04.135	T528	117,700.00	63,813.41	---	53,886.59
Missouri National Guard Trust Fund (0900)	04.135	T529	25,000.00	12,907.47	---	12,092.53
State Legal Expense Fund (0692)	10.955	T530	1.00	---	---	1.00
State Legal Expense Fund (0692)	11.610	T531	1.00	---	---	1.00
State Legal Expense Fund (0692)	13.021	T532	1,831,882.00	1,831,882.00	---	---
State Legal Expense Fund (0692)	09.265	T533	2,900,001.00	2,900,000.00	---	1.00
Natural Resources Cost Allocation Fund (0500)	06.330	T536	7,869.00	1,143.00	---	6,726.00
General Revenue Fund (0101)	05.230	T538	499,999,999.00	350,000,000.00	---	149,999,999.00
Budget Reserve Fund (0100)	05.235	T539	499,999,999.00	350,000,000.00	---	149,999,999.00

**STATE OF MISSOURI  
SUMMARY OF APPROPRIATION ACTIVITY  
GENERAL FUND - GENERAL REVENUE FUNDS  
FOR THE APPROPRIATION YEAR 2018**

	H.B. No.	Appr. No.	Appropriations	Expenditures and Transfers Out	Reappropriations to 2019	Lapse of Appropriations
State School Money Fund (0616)	05.250	T540	24,165.00	16,756.74	---	7,408.26
Workers' Compensation Fund (0652)	05.250	T540	5,452.00	3,781.00	---	1,671.00
Missouri Revolving Information Technology Trust Fund (0980)	05.250	T540	66,488.00	46,105.00	---	20,383.00
General Revenue Fund (0101)	05.250	T541	8,383.00	8,382.41	---	0.59
BPB Series B 2015-Capitol Bond Proceeds Fund (0313)	05.250	T541	231,002.00	231,002.00	---	---
General Revenue Fund (0101)	12.155	T548	588,084.00	176,567.11	---	411,516.89
Budget Reserve Fund (0100)	05.240	T550	2,999,999.00	2,999,999.00	---	---
State Auditor Fund (0115)	05.230	T566	43,792.00	15,000.00	---	28,792.00
Mental Health Intergovernmental Transfer Fund (0147)	05.230	T566	19,263,939.00	6,598,361.00	---	12,665,578.00
Lottery Proceeds Fund (0291)	05.230	T566	16,349,221.00	5,600,000.00	---	10,749,221.00
Blind Pension Fund (0621)	05.230	T566	35,460,108.00	12,145,937.00	---	23,314,171.00
Early Childhood Development, Education and Care Fund (0859)	05.230	T566	3,882,940.00	1,330,000.00	---	2,552,940.00
Budget Reserve Fund (0100)	05.245	T571	26,000,000.00	17,724,429.06	---	8,275,570.94
General Revenue Fund (0101)	05.245	T572	1.00	---	---	1.00
General Revenue Fund (0101)	05.260	T574	2,395.00	2,395.00	---	---
Access Missouri Financial Assistance Fund (0791)	03.055	T576	50,000.00	---	---	50,000.00
Access Missouri Financial Assistance Fund (0791)	03.055	T577	2,000,000.00	---	---	2,000,000.00
State Property Preservation Fund (0128)	05.105	T631	15,000,000.00	---	---	15,000,000.00
Pharmacy Reimbursement Allowance Fund (0144)	11.445	T634	38,737,111.00	36,520,710.00	---	2,216,401.00
General Revenue Fund (0101)	11.450	T635	38,737,111.00	36,520,710.00	---	2,216,401.00
General Revenue Fund (0101)	05.260	T658	119,916.00	119,916.00	---	---
General Revenue Fund (0101)	05.260	T662	160.00	160.00	---	---
General Revenue Fund (0101)	05.260	T691	3,256.00	3,256.00	---	---
General Revenue Fund (0101)	05.260	T759	1,405.00	1,405.00	---	---
General Revenue Fund (0101)	05.260	T769	598,088.00	598,088.00	---	---
General Revenue Fund (0101)	05.260	T774	31,826.00	31,826.00	---	---
General Revenue Fund (0101)	05.260	T786	2,963.00	2,963.00	---	---
General Revenue Fund (0101)	05.260	T790	119.00	119.00	---	---

General Revenue Fund (0101)	05.260	T795	4,804.00	4,804.00	---	---
General Revenue Fund (0101)	05.260	T796	5,470.00	5,470.00	---	---
General Revenue Fund (0101)	05.260	T802	2,099.00	2,099.00	---	---
General Revenue Fund (0101)	05.260	T828	4,427.00	4,427.00	---	---
General Revenue Fund (0101)	05.260	T857	155,844.00	155,844.00	---	---
General Revenue Fund (0101)	05.260	T876	116.00	116.00	---	---
Drug Court Resources Fund (0733)	12.365	T884	7,056,745.00	7,056,745.00	---	---
Labor and Industrial Relations Administrative Fund (0122)	07.810	T889	154,226.00	149,596.00	---	4,630.00
Economic Development Administrative Fund (0547)	07.010	T897	55,900.00	12,087.57	---	43,812.43
School Broadband Fund (0208)	02.006	T911	6,000,000.00	3,000,000.00	---	3,000,000.00
General Revenue Fund (0101)	05.260	T914	792.00	792.00	---	---
Academic Scholarship Fund (0840)	03.045	T931	2,000,000.00	1,750,000.00	---	250,000.00
Fulton State Hospital Bond and Interest - Fund (0396)	05.185	T932	12,349,819.00	12,194,821.00	---	154,998.00
State Supplemental Downtown Development Fund (0766)	07.065	T936	1,775,575.00	1,233,290.90	---	542,284.10
Downtown Revitalization Preservation Fund (0907)	07.075	T939	200,000.00	200,000.00	---	---
Pediatric Cancer Res Trust Fund (0959)	04.135	T947	5,000.00	3,221.00	---	1,779.00
Single-Purpose Animal Facilities Loan Guarantee Fund (0409)	06.050	T959	5,000.00	---	---	5,000.00
Agricultural Product Utilization Business Development Loan Program Fund (0412)	06.060	T960	15,000.00	---	---	15,000.00
Workers Memorial Fund (0895)	04.135	T976	14,200.00	3,007.49	---	11,192.51
Missouri National Guard Foundation Fund (0494)	04.135	T978	6,000.00	675.00	---	5,325.00
General Revenue Fund (0101)	04.140	T989	1,000.00	109.10	---	890.90
American Cancer Society, Heartland Division, Inc. Fund (0700)	04.135	T990	10,000.00	5,229.04	---	4,770.96
ALS Lou Gehrig's Disease Fund (0703)	04.135	T991	5,000.00	1,960.00	---	3,040.00
Muscular Dystrophy Association Fund (0707)	04.135	T993	4,000.00	1,231.86	---	2,768.14
Arthritis Foundation Fund (0708)	04.135	T994	2,000.00	817.00	---	1,183.00
National Multiple Sclerosis Society Fund (0709)	04.135	T995	4,100.00	2,018.00	---	2,082.00
American Diabetes Association Gateway Area Fund (0713)	04.135	T996	5,000.00	1,877.00	---	3,123.00
American Heart Association Fund (0714)	04.135	T997	5,000.00	2,563.90	---	2,436.10
March of Dimes Fund (0716)	04.135	T998	5,000.00	1,756.86	---	3,243.14
Subtotals			<u>4,997,804,875.00</u>	<u>4,239,895,628.42</u>	---	<u>757,909,246.58</u>
Totals			<u>\$ 17,135,726,391.00</u>	<u>\$ 15,379,578,996.41</u>	<u>\$ 51,901,534.00</u>	<u>\$ 1,704,245,860.59</u>

**STATE OF MISSOURI  
SUMMARY OF APPROPRIATION ACTIVITY  
GENERAL FUND - FEDERAL FUNDS  
FOR THE APPROPRIATION YEAR 2018**

	H.B. No.	Appr. No.	Appropriations	Expenditures and Transfers Out	Reappropriations to 2019	Lapse of Appropriations
<b><u>JUDICIARY</u></b>						
Judiciary Fund (0137)						
JUDICIARY LEASING	13.005	6084	\$ 20,137.00	\$ 19,357.77	\$ ---	\$ 779.23
<b><u>Judicial Proceedings and Review</u></b>						
Judiciary Fund (0137)						
JUD PROCEED & REVIEW PS	12.300	6755	518,532.00	199,798.46	---	318,733.54
<b><u>Office of State Courts Administrator</u></b>						
Judiciary Fund (0137)						
COURT IMPROVE PROJ E&E	12.310	0734	5,609,649.00	3,117,418.84	---	2,492,230.16
JUDICIAL TRNG & ED E&E	12.325	6915	225,000.00	130,083.56	---	94,916.44
COURT IMPROVE PROJ PS	12.310	8378	2,419,416.00	1,792,955.91	---	626,460.09
<b><u>Circuit Courts</u></b>						
Third Party Liability Collections Fund (0120)						
CIRCUIT PERSONNEL PS	12.340	3754	272,190.00	184,834.99	---	87,355.01
CIRCUIT PERSONNEL E&E	12.340	3805	128,039.00	128,038.92	---	0.08
Judiciary Fund (0137)						
CIRCUIT PERSONNEL PS	12.340	0950	3,876,060.00	397,603.43	---	3,478,456.57
CIRCUIT PERSONNEL E&E	12.340	2003	1,829,661.00	121,319.88	---	1,708,341.12
<b><u>Public Defender</u></b>						
Office of the State Public Defender Fund (0112)						
GRANTS	12.400	4006	125,000.00	---	---	125,000.00
<b><u>EXECUTIVE</u></b>						
<b><u>Governor's Office</u></b>						
Vocational Rehabilitation Fund (0104)						
BOARDS AND COMM FED FUNDS	12.007	4034	1,592.00	1,592.00	---	---
Department of Labor Relations Admin Fund (0122)						
CONSTITUENT SERV-NC FED FUNDS	12.006	4015	19,989.00	15,687.10	---	4,301.90
COO-NC FED FUNDS	12.008	4031	1,495.00	1,487.52	---	7.48
BOARDS AND COMM-NC FED FUNDS	12.007	4073	5,153.00	5,153.00	---	---

Department of Mental Health Fund (0148)							
BOARDS AND COMM FED FUNDS	12.007	4034	3,435.00	3,435.00	---	---	
Division of Job Development & Training Fund (0155)							
CONSTITUENT SERV FED FUNDS	12.006	4013	8,395.00	---	---	---	8,395.00
BOARDS AND COMM FED FUNDS	12.007	4034	4,964.00	---	---	---	4,964.00
<b><u>Elections</u></b>							
Election Admin Improvement Fund (0157)							
ELECTION ADMIN IMPRVM E&E	12.055	3562	6,729,232.00	2,927,127.40	---	---	3,802,104.60
SEC OF STATE E&E	12.025	3962	1,500,000.00	---	---	---	1,500,000.00
SEC OF STATE PS	12.025	4490	278,713.00	95,946.50	---	---	182,766.50
FED ELECTION REFORM	12.055	6684	2,237,263.00	298,254.89	---	---	1,939,008.11
Election Improvement Revolving Loan Fund (0158)							
FED ELECTION REFORM	12.055	6810	50,000.00	---	---	---	50,000.00
<b><u>Record Services</u></b>							
Secretary of State Records Fund (0150)							
REGRANT PROGRAM	12.075	6896	50,000.00	17,121.14	---	---	32,878.86
Secretary of State - Federal and Other Fund (0166)							
GRANTS AND PROJECTS	12.030	2522	200,000.00	15,851.41	---	---	184,148.59
<b><u>Library Services</u></b>							
Secretary of State Fund (0195)							
SEC OF STATE PS	12.025	4193	254,066.00	166,787.00	---	---	87,279.00
SEC OF STATE E&E	12.025	4194	227,574.00	54,689.78	---	---	172,884.22
FED AID PUBLIC LIBRARY	12.100	4199	4,125,000.00	2,673,188.89	---	---	1,451,811.11
<b><u>State Auditor</u></b>							
State Auditor - Federal Fund (0115)							
STATE AUDITOR PS	12.115	4508	888,870.00	733,269.45	---	---	155,600.55
STATE AUDITOR E&E	12.115	4509	30,123.00	30,123.00	---	---	---
<b><u>Attorney General</u></b>							
Attorney General Fund (0136)							
DOMESTIC VIOLENCE	12.170	2885	100,000.00	---	---	---	100,000.00
ATTORNEY GENERAL LEASING	13.005	3186	125,875.00	125,135.54	---	---	739.46
MEDICAID FRAUD UNIT PS	12.175	4025	1,000,114.00	956,453.19	---	---	43,660.81
MEDICAID FRAUD UNIT E&E	12.175	4026	1,082,276.00	---	---	---	1,082,276.00
ATTORNEY GENERAL PS	12.165	4057	1,909,034.00	1,170,919.74	---	---	738,114.26
ATTORNEY GENERAL E&E	12.165	4058	761,011.00	286,067.37	---	---	474,943.63
ATTORNEY GENERAL ST OWNED	13.010	7779	135,041.00	135,040.24	---	---	0.76



**STATE OF MISSOURI  
SUMMARY OF APPROPRIATION ACTIVITY  
GENERAL FUND - FEDERAL FUNDS  
FOR THE APPROPRIATION YEAR 2018**

	<u>H.B. No.</u>	<u>Appr. No.</u>	<u>Appropriations</u>	<u>Expenditures and Transfers Out</u>	<u>Reappropriations to 2019</u>	<u>Lapse of Appropriations</u>
<b><u>Missouri Office of Prosecution Services</u></b>						
Attorney General Fund (0136)						
OFFICE OF PROS SVS PS	12.180	2019	214,763.00	213,571.46	---	1,191.54
OFFICE OF PROS SVS E&E	12.180	2318	860,326.00	146,463.90	---	713,862.10
<b><u>OFFICE OF ADMINISTRATION</u></b>						
Labor and Industrial Relations Administrative Fund (0122)						
CONTRACT REVIEW-NC FED FUNDS	05.007	3483	2,563.00	2,501.20	---	61.80
Office of Administration Fund (0135)						
DISASTER REIMBURSEMENT	17.295	9278	250,000.00	---	250,000.00	---
Mental Health Fund (0148)						
CONTRACT REVIEW FED FUNDS	05.007	3320	9,870.00	9,650.90	---	219.10
Job Development and Training Fund (0155)						
CONTRACT REVIEW FED FUNDS	05.007	3320	1,259.00	1,225.60	---	33.40
<b><u>Division of Accounting</u></b>						
Vocational Rehabilitation Fund (0104)						
UNEMPLOYMENT BENEFITS FED	05.480	5979	28,732.00	23,518.34	---	5,213.66
Elementary and Secondary Education Fund (0105)						
UNEMPLOYMENT BENEFITS FED	05.480	5980	4,093.00	570.39	---	3,522.61
TEACHER RETIREMENT CONTR	05.475	9857	23,000.00	---	---	23,000.00
State Auditor - Federal Fund (0115)						
UNEMPLOYMENT BENEFITS FED	05.480	6333	1,000.00	---	---	1,000.00
Higher Education Fund (0116)						
UNEMPLOYMENT BENEFITS FED	05.480	6335	3,100.00	---	---	3,100.00
Labor and Industrial Relations - Commission on Human Rights Fund (0117)						
UNEMPLOYMENT BENEFITS FED	05.480	2306	1,215.00	---	---	1,215.00
Third Party Liability Collections Fund (0120)						
UNEMPLOYMENT BENEFITS OTH	05.480	7077	2,023.00	570.60	---	1,452.40
Labor and Industrial Relations Administrative Fund (0122)						
UNEMPLOYMENT BENEFITS FED	05.480	6145	6,969.00	1,837.00	---	5,132.00

Economic Development - Community Development							
Block Grant (Administration) Fund (0123)							
UNEMPLOYMENT BENEFITS FED	05.480	7473	410.00	---	---	410.00	
Multimodal Operations Fund (0126)							
UNEMPLOYMENT BENEFITS FED	05.480	8355	1,650.00	---	---	1,650.00	
Corrections Fund (0130)							
UNEMPLOYMENT BENEFITS FED	05.480	6796	739.00	---	---	739.00	
Agriculture Fund (0133)							
UNEMPLOYMENT BENEFITS FED	05.480	1152	1,000.00	146.16	---	853.84	
Office of Administration Fund (0135)							
FLOOD CONTROL	05.270	0132	1,800,000.00	1,435,503.38	---	364,496.62	
NATIONAL FOREST	05.275	0133	8,000,000.00	5,505,714.25	---	2,494,285.75	
UNEMPLOYMENT BENEFITS FED	05.480	7896	4,000.00	---	---	4,000.00	
CMIA-FEDERAL PAYMENTS	05.225	9177	20,000.00	---	---	20,000.00	
Attorney General Fund (0136)							
UNEMPLOYMENT BENEFITS FED	05.480	5981	6,918.00	313.00	---	6,605.00	
Judiciary Fund (0137)							
UNEMPLOYMENT BENEFITS FED	05.480	5982	18,529.00	6,450.78	---	12,078.22	
Natural Resources Fund (0140)							
UNEMPLOYMENT BENEFITS FED	05.480	6336	10,181.00	3,831.04	---	6,349.96	
Health Fund (0143)							
UNEMPLOYMENT BENEFITS FED	05.480	5983	55,282.00	9,935.79	---	45,346.21	
State Emergency Management Fund (0145)							
UNEMPLOYMENT BENEFITS FED	05.480	2321	5,468.00	---	---	5,468.00	
Mental Health Fund (0148)							
UNEMPLOYMENT BENEFITS FED	05.480	5984	102,272.00	98,868.42	---	3,403.58	
Public Safety Fund (0152)							
UNEMPLOYMENT BENEFITS FED	05.480	5985	9,590.00	---	---	9,590.00	
Job Development and Training Fund (0155)							
UNEMPLOYMENT BENEFITS FED	05.480	5986	18,830.00	18,829.32	---	0.68	
Election Admin Improvement Fund (0157)							
UNEMPLOYMENT BENEFITS FED	05.480	4254	1,027.00	1,026.66	---	0.34	
OA Information Technology Fund (0165)							
UNEMPLOYMENT BENEFITS FED	05.480	4264	766.00	---	---	766.00	
Assistive Technology Fund (0188)							
UNEMPLOYMENT BENEFITS FED	05.480	6670	50.00	---	---	50.00	
Adjutant General Fund (0190)							
UNEMPLOYMENT BENEFITS FED	05.480	5987	13,353.00	12,438.69	---	914.31	
Temporary Assistance for Needy Families Fund (0199)							
UNEMPLOYMENT BENEFITS FED	05.480	5988	36,958.00	16,919.85	---	20,038.15	
Social Services and Other Sources Fund (0610)							
UNEMPLOYMENT BENEFITS FED	05.480	3176	291,830.00	162,993.21	---	128,836.79	
TEACHER RETIREMENT CONTR	05.475	5172	7,000.00	---	---	7,000.00	

**STATE OF MISSOURI  
SUMMARY OF APPROPRIATION ACTIVITY  
GENERAL FUND - FEDERAL FUNDS  
FOR THE APPROPRIATION YEAR 2018**

	H.B. No.	Appr. No.	Appropriations	Expenditures and Transfers Out	Reappropriations to 2019	Lapse of Appropriations
Justice Assistance Grant Program Fund (0782)						
UNEMPLOYMENT BENEFITS FED	05.480	7474	491.00	346.42	---	144.58
Energy Federal Fund (0866)						
UNEMPLOYMENT BENEFITS FED	05.480	9200	800.00	---	---	800.00
Unemployment Compensation Administration Fund (0948)						
UNEMPLOYMENT BENEFITS FED	05.480	2242	34,366.00	22,526.40	---	11,839.60
<b><u>Information Technology Services Division</u></b>						
Labor and Industrial Relations Administrative Fund (0122)						
FED DOLIR IT CONSOL PS	05.021	1987	2,061,970.00	956,030.25	---	1,105,939.75
FED DOLIR IT CONSOL E&E	05.021	3654	389,980.00	213,434.32	---	176,545.68
DOLIR IT PROJECTS PS-FED FUNDS	05.022	4341	204,720.00	204,665.16	---	54.84
DOLIR IT PRJCT EE-NC FED FUNDS	05.022	4439	30,000.00	---	---	30,000.00
DOLIR IT PRJCT PS-NC FED FUNDS	05.022	4567	1,320,380.00	1,075,115.41	---	245,264.59
OA Information Technology Fund (0165)						
FED IT CONSOLIDATION PS	05.020	1283	3,904,148.00	26,809.87	---	3,877,338.13
FED IT CONSOLIDATION E&E	05.020	1285	1,752,863.00	---	---	1,752,863.00
DESE CON IT PS-FED FUNDS	05.021	3822	696,504.00	618,082.90	---	78,421.10
DESE CON IT E&E-FED FUNDS	05.021	3823	2,238,914.00	1,093,359.13	---	1,145,554.87
DHE CON IT PS-FED FUNDS	05.021	3824	1.00	---	---	1.00
DHE CON IT E&E-FED FUNDS	05.021	3825	1.00	---	---	1.00
DOR CON IT PS-FED FUNDS	05.021	3826	1.00	---	---	1.00
DOR CON IT E&E-FED FUNDS	05.021	3827	1.00	---	---	1.00
OA CON IT PS-FED FUNDS	05.021	3828	1.00	---	---	1.00
OA CON IT E&E-FED FUNDS	05.021	3829	1.00	---	---	1.00
MDA CON IT PS-FED FUNDS	05.021	3830	1.00	---	---	1.00
MDA CON IT E&E-FED FUNDS	05.021	3831	1.00	---	---	1.00
DNR CON IT PS-FED FUNDS	05.021	3832	392,350.00	368,037.86	---	24,312.14
DNR CON IT E&E-FED FUNDS	05.021	3833	1,197,276.00	1,145,171.57	---	52,104.43
DED CON IT PS-FED FUNDS	05.021	3834	597,246.00	554,985.86	---	42,260.14
DED CON IT E&E-FED FUNDS	05.021	3835	631,749.00	461,156.30	---	170,592.70
DIFP CON IT PS-FED FUNDS	05.021	3836	1.00	---	---	1.00
DIFP CON IT E&E-FED FUNDS	05.021	3837	1.00	---	---	1.00

DOLIR CON IT PS-FED FUNDS	05.021	3838	33,939.00	---	---	33,939.00
DOLIR CON IT E&E-FED FUNDS	05.021	3839	1,330,208.00	1,166,514.00	---	163,694.00
DPS CON IT PS-FED FUNDS	05.021	3840	1.00	---	---	1.00
DPS CON IT E&E-FED FUNDS	05.021	3841	48,669.00	---	---	48,669.00
DOC CON IT PS-FED FUNDS	05.021	3842	1.00	---	---	1.00
DOC CON IT E&E-FED FUNDS	05.021	3843	1.00	---	---	1.00
DMH CON IT PS-FED FUNDS	05.021	3844	44,509.00	43,265.98	---	1,243.02
DMH CON IT E&E-FED FUNDS	05.021	3845	5,798,177.00	3,028,724.23	---	2,769,452.77
DHSS CON IT PS-FED FUNDS	05.021	3846	690,176.00	658,003.31	---	32,172.69
DHSS CON IT E&E-FED FUNDS	05.021	3847	5,780,865.00	2,855,001.71	---	2,925,863.29
DSS CON IT PS-FED FUNDS	05.021	3848	3,394,686.00	3,119,681.15	---	275,004.85
DSS CON IT E&E-FED FUNDS	05.021	3849	28,808,429.00	18,172,029.94	---	10,636,399.06
DOLIR IT PROJECTS EE-FED FUNDS	05.022	4339	1,916,428.00	1,368,717.21	---	547,710.79
DOLIR IT PROJECTS PS-FED FUNDS	05.022	4341	63,000.00	---	---	63,000.00
DED IT PROJECTS EE-FED FUNDS	05.022	4350	1,288,383.00	1,241,053.16	---	47,329.84
DED IT PROJECTS PS-FED FUNDS	05.022	4360	390,500.00	339,182.49	---	51,317.51
DESE IT PROJECTS EE-FED FUNDS	05.022	4361	523,421.00	308,909.25	---	214,511.75
DESE IT PROJECTS PS-FED FUNDS	05.022	4362	616,000.00	520,579.64	---	95,420.36
DHSS IT PROJECTS EE-FED FUNDS	05.022	4364	2,078,623.00	993,208.42	---	1,085,414.58
DHSS IT PROJECTS PS-FED FUNDS	05.022	4375	903,100.00	870,723.42	---	32,376.58
DMH IT PROJECTS EE-FED FUNDS	05.022	4377	583,568.00	138,209.25	---	445,358.75
DMH IT PROJECTS PS-FED FUNDS	05.022	4378	1,000.00	---	---	1,000.00
DNR IT PROJECTS EE-FED FUNDS	05.022	4382	60,346.00	39,400.00	---	20,946.00
DNR IT PROJECTS PS-FED FUNDS	05.022	4383	279,000.00	258,079.09	---	20,920.91
DSS IT PROJECTS EE-FED FUNDS	05.022	4415	1,920,152.00	967,392.76	---	952,759.24
DSS IT PROJECTS PS-FED FUNDS	05.022	4416	3,171,800.00	2,992,184.18	---	179,615.82
Division of Labor Standards Federal Fund (0186)						
DOLIR IT PROJECTS-FED FUNDS	05.022	3516	1.00	---	---	1.00
<b><u>Office of Child Advocate</u></b>						
Office of Administration Fund (0135)						
OFFICE CHILD ADVOCATE PS	05.135	6323	128,189.00	128,188.74	---	0.26
OFFICE CHILD ADVOCATE E&E	05.135	6324	14,825.00	14,684.84	---	140.16
<b><u>DEPARTMENT OF AGRICULTURE</u></b>						
Agriculture Fund (0133)						
AGRICULTURE STATE OWNED	13.010	7677	19,211.00	19,210.44	---	0.56
<b><u>Office of the Director</u></b>						
Agriculture Fund (0133)						
DIRECTOR'S OFFICE E&E	06.005	0531	284,883.00	---	---	284,883.00
DIR OFFICE FED PS	06.005	3234	199,293.00	177,250.88	---	22,042.12
DIR OFFICE FED E&E	06.005	3257	3,559,408.00	1,314,741.75	---	2,244,666.25

**STATE OF MISSOURI  
SUMMARY OF APPROPRIATION ACTIVITY  
GENERAL FUND - FEDERAL FUNDS  
FOR THE APPROPRIATION YEAR 2018**

	H.B. No.	Appr. No.	Appropriations	Expenditures and Transfers Out	Reappropriations to 2019	Lapse of Appropriations
<b><u>Division of Animal Health</u></b>						
Agriculture Fund (0133)						
ANIMAL HEALTH ADMIN PS	06.095	0245	807,745.00	690,062.95	---	117,682.05
ANIMAL HEALTH ADMIN E&E	06.095	8829	566,383.00	346,819.89	---	219,563.11
<b><u>Division of Grain Inspection and Warehousing</u></b>						
Agriculture Fund (0133)						
GRAIN REGULATORY SVS PS	06.105	6119	36,337.00	8,841.97	---	27,495.03
GRAIN REGULATORY SVS E&E	06.105	6120	36,211.00	8,514.05	---	27,696.95
<b><u>Division of Plant Industries</u></b>						
Agriculture Fund (0133)						
PLANT INDUSTRIES PRGM PS	06.115	0255	914,343.00	699,322.84	---	215,020.16
PLANT INDUSTRIES PRGM E&E	06.115	0259	1,070,986.00	521,903.78	---	549,082.22
GYPSY MOTH CNTRL PRGM	06.115	1825	60,000.00	---	---	60,000.00
GYPSY MOTH CNTRL PRGM PS	06.115	3559	30,951.00	16,561.03	---	14,389.97
GYPSY MOTH CNTRL PRGM E&E	06.115	3560	11,388.00	11,388.00	---	---
<b><u>Division of Weights, Measures and Consumer Protection</u></b>						
Agriculture Fund (0133)						
WEIGHTS & MEASURES E&E	06.120	2572	50,000.00	593.68	---	49,406.32
WEIGHTS & MEASURES PS	06.120	6662	38,290.00	26,528.00	---	11,762.00
<b><u>Agriculture Business Development</u></b>						
Agriculture Fund (0133)						
AGRI BUSINESS DEV PS	06.030	5279	62,205.00	2,408.03	---	59,796.97
AGRI BUSINESS DEV E&E	06.030	5280	193,210.00	82,372.09	---	110,837.91
<b><u>State Land Survey</u></b>						
Agriculture Fund (0133)						
LAND SURVEY RESTOR PROJ	06.125	8831	60,000.00	---	---	60,000.00

**DEPARTMENT OF INSURANCE,  
FINANCIAL INSTITUTIONS AND  
PROFESSIONAL REGISTRATION**

MDI Fund (0192)							
HEALTH INSUR COUNSELING	07.425	0794	1,250,000.00	1,161,230.06	---	88,769.94	

**DEPARTMENT OF ECONOMIC DEVELOPMENT**

Job Development and Training Fund (0155)						
DED LEASING	13.005	1980	1,372,632.00	960,303.45	---	412,328.55
DED STATE OWNED	13.010	7692	796,827.00	774,367.56	---	22,459.44
Energy Federal Fund (0866)						
DED STATE OWNED	13.010	8841	43,661.00	43,661.00	---	---

**Administrative Services**

Economic Development - Community Development Block Grant (Administration) Fund (0123)						
ADMINISTRATIVE SVS PS	07.005	1018	48,846.00	23,496.00	---	25,350.00
ADMINISTRATIVE SVS E&E	07.005	2275	1,777.00	146.55	---	1,630.45
Job Development and Training Fund (0155)						
ADMINISTRATIVE SVS PS	07.005	1019	1,065,322.00	653,205.95	---	412,116.05
ADMINISTRATIVE SVS E&E	07.005	2172	420,691.00	56,725.28	---	363,965.72

**Division of Business and Community Services**

Economic Development - Community Development Block Grant (Pass-through) Fund (0118)						
CDBG REAPPROPRIATIONS	07.035	9363	45,000,000.00	39,729,744.75	---	5,270,255.25
CDBG BUDGET YEAR APPROPS	07.035	9364	5,000,000.00	1,157,027.97	---	3,842,972.03
Economic Development - Community Development Block Grant (Administration) Fund (0123)						
CDBG ADMIN PS	07.035	9359	806,966.00	433,543.60	---	373,422.40
CDBG ADMIN EE	07.035	9360	250,251.00	91,856.57	---	158,394.43
Economic Development Fund (0129)						
IDEA PROGRAM	07.040	8088	4,000,000.00	36,659.16	---	3,963,340.84
GROW MO PROGRAM	07.040	8089	2,000,000.00	---	---	2,000,000.00
Job Development and Training Fund (0155)						
MARKETING PS	07.015	2429	51,379.00	---	---	51,379.00
MO ECO RES INFO CNTR PS	07.015	3701	1,530,483.00	944,014.71	---	586,468.29
MO ECO RES INFO CNTR E&E	07.015	3702	302,933.00	110,302.10	---	192,630.90
Community Service Commission Fund (0197)						
MO COMMUNITY SVS COMM	07.080	2184	4,150,000.00	4,149,266.27	---	733.73
MO COMMUNITY SVS COMM PS	07.080	3642	199,780.00	184,791.33	---	14,988.67

**STATE OF MISSOURI  
SUMMARY OF APPROPRIATION ACTIVITY  
GENERAL FUND - FEDERAL FUNDS  
FOR THE APPROPRIATION YEAR 2018**

	H.B. No.	Appr. No.	Appropriations	Expenditures and Transfers Out	Reappropriations to 2019	Lapse of Appropriations
<b><u>Division of Workforce Development</u></b>						
Job Development and Training Fund (0155)						
WORKFORCE DEVELOPMENT PS	07.105	0584	15,894,924.00	10,988,316.71	---	4,906,607.29
JOB TRAINING	07.110	0585	60,000,000.00	39,625,098.77	---	20,374,901.23
TAA & JTPA PROGRAMS	07.110	0594	15,000,000.00	4,138,799.71	---	10,861,200.29
WORKFORCE DEVELOPMENT E&E	07.105	2190	3,018,529.00	1,259,290.97	---	1,759,238.03
WOMEN'S COUNCIL ADMIN PS	07.135	7040	58,484.00	41,300.11	---	17,183.89
WOMEN'S COUNCIL ADMIN E&E	07.135	7041	12,765.00	3,761.73	---	9,003.27
Show-Me Heroes Fund (0995)						
WORKFORCE DEVELOPMENT	07.105	3048	500,000.00	64,339.48	---	435,660.52
<b><u>Division of Energy</u></b>						
Energy Federal Fund (0866)						
ENERGY DIV OPERATING PS	07.150	8800	1,107,315.00	782,857.94	---	324,457.06
ENERGY DIV OPERATING E&E	07.150	8804	609,299.00	168,145.00	---	441,154.00
ENERGY EFFICIENT SERVICES	07.150	8808	10,100,800.00	4,637,143.37	---	5,463,656.63
ENERGY EFFICIENT SERV ENC	07.150	8809	2,000,000.00	---	---	2,000,000.00
<b><u>Missouri Council on the Arts</u></b>						
Economic Development - Missouri Council on the Arts Fund (0138)						
MO ARTS COUNCIL E&E	07.085	2188	632,514.00	373,130.13	---	259,383.87
MO ARTS COUNCIL PS	07.085	4357	352,043.00	233,805.46	---	118,237.54
<b><u>DEPARTMENT OF ELEMENTARY AND SECONDARY EDUCATION</u></b>						
Vocational Rehabilitation Fund (0104)						
DESE LEASING	13.005	1035	1,903,364.00	1,803,146.08	---	100,217.92
FED GRANTS & DONATIONS PS	02.035	1583	3,500.00	---	---	3,500.00
DESE STATE OWNED	13.010	7660	808,887.00	776,426.64	---	32,460.36
FED GRANTS & DONATIONS EE	02.035	9052	46,500.00	---	---	46,500.00
Elementary and Secondary Education Fund (0105)						
DESE LEASING	13.005	1034	4,281.00	3,005.10	---	1,275.90
FED GRANTS & DONATIONS	02.035	4206	14,950,000.00	816,398.42	---	14,133,601.58
DESE STATE OWNED	13.010	7661	343,718.00	343,684.52	---	33.48

Charter Public School Commission Federal Fund (0175)							
CHARTER PUB SCHL FED	02.210	9260	500,000.00	---	---	500,000.00	
Assistive Technology Fund (0188)							
DESE LEASING	13.005	2486	33,845.00	31,705.20	---	2,139.80	
<b><u>Division of Financial and Administrative Services</u></b>							
Vocational Rehabilitation Fund (0104)							
REFUNDS	02.010	8855	20,000.00	10,746.69	---	9,253.31	
Elementary and Secondary Education Fund (0105)							
SCHOOL NUTRITION SERVICES	02.020	0496	318,031,026.00	296,428,548.58	---	21,602,477.42	
DIV OF GENERAL ADMIN PS	02.005	0538	1,947,968.00	1,668,354.61	---	279,613.39	
DIV OF GENERAL ADMIN E&E	02.005	2296	691,084.00	519,039.82	---	172,044.18	
REFUNDS	02.010	7893	50,000.00	---	---	50,000.00	
<b><u>Division of Learning Services</u></b>							
Elementary and Secondary Education Fund (0105)							
CHILD CARE DEV TRAINING	02.045	0027	399,500.00	258,104.97	---	141,395.03	
CHARTER SCHOOLS	02.100	0047	2,432,000.00	29,853.41	---	2,402,146.59	
TITLE I	02.075	0500	260,000,000.00	242,339,946.74	---	17,660,053.26	
VOC ED-DISTRIBUTIONS	02.065	0513	22,000,000.00	20,443,327.03	---	1,556,672.97	
EARLY CHILDHOOD PROGRAM	02.045	0947	500,000.00	336,148.97	---	163,851.03	
SCHOOL AGE AFTERSCHL PROG	02.055	0948	21,908,383.00	18,328,186.66	---	3,580,196.34	
TEACHER OF THE YEAR	02.130	1201	40,000.00	26,900.65	---	13,099.35	
RIGHT FROM THE START	02.050	1202	900,000.00	521,491.52	---	378,508.48	
SPECIAL EDUCATION-GRANT	02.155	2265	244,873,391.00	230,743,229.94	---	14,130,161.06	
STUD SUPP & ACAD ENRCHMNT	02.115	2971	8,000,000.00	3,650,946.74	---	4,349,053.26	
FEDERAL REFUGEES	02.120	3033	300,000.00	291,850.84	---	8,149.16	
FIRST STEPS	02.165	4580	10,993,757.00	8,169,318.00	---	2,824,439.00	
HOMELESS & COMP SCHL HLTH	02.080	4600	1,500,000.00	1,493,121.28	---	6,878.72	
PERFORM BASED ASSESSMENT	02.060	5632	7,800,000.00	5,875,758.23	---	1,924,241.77	
RURAL/LOW INC SCHL GRANTS	02.105	5875	3,500,000.00	2,869,995.91	---	630,004.09	
LANGUAGE ACQUISITION	02.110	5876	5,800,000.00	5,051,747.41	---	748,252.59	
AP/DUAL CREDIT	02.090	6102	315,875.00	---	---	315,875.00	
TITLE II EFFECTV INSTRCTN	02.095	6218	44,000,000.00	35,752,158.24	---	8,247,841.76	
DIV OF LEARNING SRVS PS	02.040	7812	6,687,139.00	5,465,381.04	---	1,221,757.96	
DIV OF LEARNING SRVS E&E	02.040	7813	3,679,393.00	2,917,471.34	---	761,921.66	
ADULT ED & LITERACY	02.150	9428	9,999,155.00	8,213,426.87	---	1,785,728.13	
<b><u>Office of Special Education</u></b>							
Elementary and Secondary Education Fund (0105)							
BOARD OPERATED PS	02.015	0020	722,689.00	104,524.70	---	618,164.30	



**STATE OF MISSOURI  
SUMMARY OF APPROPRIATION ACTIVITY  
GENERAL FUND - FEDERAL FUNDS  
FOR THE APPROPRIATION YEAR 2018**

	H.B. No.	Appr. No.	Appropriations	Expenditures and Transfers Out	Reappropriations to 2019	Lapse of Appropriations
BOARD OPERATED E&E	02.015	2301	4,001,668.00	1,011,988.18	---	2,989,679.82
BD OPERATING MEDICAID E&E	02.015	3574	3,000,000.00	242,823.21	---	2,757,176.79
Assistive Technology Fund (0188)						
MO ASSISTIVE TECH-PS	02.220	2346	238,344.00	162,798.00	---	75,546.00
MO ASSISTIVE TECH-EE	02.220	2350	570,138.00	189,419.46	---	380,718.54
<b><u>Office of Adult Learning and Rehabilitation Services</u></b>						
Vocational Rehabilitation Fund (0104)						
VOCATIONAL REHAB GRANT	02.135	0507	51,395,734.00	43,903,439.01	---	7,492,294.99
DISABILITY DETERMIN GRANT	02.140	0512	24,162,577.00	18,954,128.78	---	5,208,448.22
ADULT LEARN&REHAB SERV PS	02.040	0523	28,945,500.00	27,981,823.62	---	963,676.38
VOC REHAB GRANT FROM DMH	02.135	1294	1,000,000.00	1,000,000.00	---	---
ADULT LEARN&REHAB SERV EE	02.040	2317	3,543,684.00	2,582,716.24	---	960,967.76
INDEPENDENT LIVING CNTRS	02.145	2808	1,292,546.00	1,291,945.87	---	600.13
<b><u>DEPARTMENT OF HIGHER EDUCATION</u></b>						
<b><u>Higher Education Administration</u></b>						
Higher Education Fund (0116)						
IMPROVE TEACHER GRNT PS	03.025	0795	38,806.00	22,736.64	---	16,069.36
IMPROVE TEACHER GRNT E&E	03.025	0796	10,000.00	3,620.81	---	6,379.19
IMPROVING TEACHER GRANT	03.025	1305	1,200,000.00	839,261.49	---	360,738.51
FED GRANTS/DONATIONS E&E	03.030	5316	999,000.00	---	---	999,000.00
FED GRANTS/DONATIONS	03.030	6229	1,000.00	---	---	1,000.00
<b><u>DEPARTMENT OF HEALTH AND SENIOR SERVICES</u></b>						
Health Fund (0143)						
HEALTH LEASING	13.005	4182	1,978,658.00	1,943,847.90	---	34,810.10
REFUNDS	10.620	7330	100,000.00	14,189.75	---	85,810.25
HEALTH STATE OWNED	13.010	7758	873,092.00	864,533.44	---	8,558.56
DHSS - INSTITUTIONAL	13.015	8142	11,718.00	11,718.00	---	---

**Office of the Director**

Health Fund (0143)

PUBLIC HEALTH LAB PS	10.740	4174	874,938.00	874,719.09	---	218.91
PUBLIC HEALTH LAB E&E	10.740	4175	1,327,250.00	1,327,246.72	---	3.28
OFC OF MINORITY HLTH PS	10.730	7146	30,600.00	13,724.30	---	16,875.70
OFC WOMEN'S HEALTH PS	10.720	8171	170,495.00	124,879.94	---	45,615.06
OPCRH PS	10.720	8175	580,282.00	495,937.96	---	84,344.04
OPCRH E&E	10.720	8176	274,227.00	265,592.48	---	8,634.52
OPCRH PROGRAM	10.720	8183	978,866.00	729,985.74	---	248,880.26
SEXUAL VIOLNC VIC SVC E&E	10.720	8288	45,460.00	7,191.55	---	38,268.45
SEXUAL VIOLNC VICTIMS SVC	10.720	8289	746,674.00	707,310.56	---	39,363.44
DIRECTOR'S OFFICE PS	10.600	8445	1,235,836.00	1,192,344.05	---	43,491.95
DIRECTOR'S OFFICE E&E	10.600	8446	120,986.00	72,559.29	---	48,426.71

**Administration**

Health Fund (0143)

FEDERAL GRANTS E&E	10.625	2123	3,000,001.00	745,166.30	---	2,254,834.70
FEDERAL GRANTS PS	10.625	3946	103,019.00	90,370.88	---	12,648.12
ADMIN SHARED EXPENSES E&E	10.605	6806	50,277.00	28,342.19	---	21,934.81
DIVISION OF ADMIN PS	10.605	7695	2,445,881.00	2,312,665.80	---	133,215.20
DIVISION OF ADMIN E&E	10.605	7696	2,104,187.00	1,192,682.46	---	911,504.54

**Division of Community and Public Health**

Health Fund (0143)

DIV COMM&PUBLIC HLTH PS	10.700	1217	14,358,793.00	13,374,109.11	---	984,683.89
DIV COMM&PUBLIC HLTH E&E	10.700	1218	3,779,860.00	3,174,627.71	---	605,232.29
DIV COMM&PUBLIC HLTH PROG	10.710	1256	29,402,949.00	20,844,325.26	---	8,558,623.74
MEDICATIONS	10.710	1493	53,981,343.00	51,906,183.64	---	2,075,159.36
SUMMER FOOD SVS PRGM DIST	10.715	1662	15,500,000.00	14,387,475.10	---	1,112,524.90
SHOW-ME HLTHY WOMENS EE	10.713	1721	33,620.00	28,882.83	---	4,737.17
SHOW-ME HLTHY WOMENS PRG	10.713	1724	1,860,512.00	1,593,684.77	---	266,827.23
DCPH MEDICAID PS	10.700	1964	1,348,970.00	1,297,472.47	---	51,497.53
DCPH MEDICAID E&E	10.700	1966	57,954.00	46,609.31	---	11,344.69
DCPH PROG MEDICAID	10.710	1974	250,980.00	239,719.28	---	11,260.72
BRAIN INJRY SVS MEDICAID	10.710	2002	191,947.00	167,057.92	---	24,889.08
SHOW-ME HEALTHY WOMEN PS	10.713	2491	386,266.00	386,208.04	---	57.96
MEDICAL LOAN PROGRAM	10.725	3934	174,446.00	174,446.00	---	---
OFFICE OF EMERG COORD E&E	10.735	5641	14,770,116.00	10,006,544.37	---	4,763,571.63
OFFICE OF EMERG COORD PS	10.735	5903	1,895,481.00	1,662,747.36	---	232,733.64
WIC SUPP FOOD DISTRIBUT	10.715	7730	119,944,984.00	107,493,783.18	---	12,451,200.82
LOCAL PUBLIC HLT	10.705	8397	9,900,000.00	7,200,000.00	---	2,700,000.00
CHILD-ADULT CARE FOOD PRG	10.715	8456	59,235,867.00	58,715,363.23	---	520,503.77
TOBACCO CESSATION	10.718	9012	50,000.00	35,755.50	---	14,244.50
BRAIN INJURY WAIVER E&E	10.710	9861	898,993.00	---	---	898,993.00

**STATE OF MISSOURI  
SUMMARY OF APPROPRIATION ACTIVITY  
GENERAL FUND - FEDERAL FUNDS  
FOR THE APPROPRIATION YEAR 2018**

	H.B. No.	Appr. No.	Appropriations	Expenditures and Transfers Out	Reappropriations to 2019	Lapse of Appropriations
ADOLESCENT HEALTH E&E	10.700	9984	133,521.00	133,521.00	---	---
ADOLESCENT HEALTH PROG	10.710	9986	2,186,539.00	1,928,193.13	---	258,345.87
<b><u>Division of Senior and Disability Services</u></b>						
Health Fund (0143)						
DIV SENIOR&DISABILITY PS	10.800	1260	2,967,990.00	2,907,905.38	---	60,084.62
DIV SENIOR&DISABILITY E&E	10.800	1261	436,917.00	189,838.85	---	247,078.15
DSDS MEDICAID PS	10.800	2012	8,093,725.00	7,847,775.13	---	245,949.87
DSDS MEDICAID E&E	10.800	2013	737,293.00	552,039.04	---	185,253.96
IN HOME SVS MEDICAID	10.810	2029	302,632,614.00	267,560,697.51	---	35,071,916.49
ADULT PROTECTIVE SERV PRG	10.805	2980	167,028.00	50,302.60	---	116,725.40
AAA CONTRACTS	10.815	2981	34,500,000.00	31,309,525.70	---	3,190,474.30
INCREASED ASSET LIMIT	10.618	3467	6,428,435.00	6,428,435.00	---	---
CONSUMER DIRECT	10.806	3930	301,565,151.00	301,552,291.59	---	12,859.41
HCBS REASSESSMENT	10.810	8256	1,500,000.00	949,404.38	---	550,595.62
<b><u>Division of Regulation and Licensure</u></b>						
Health Fund (0143)						
DIV OF REG&LICENSURE PS	10.900	1266	7,939,220.00	7,828,331.83	---	110,888.17
DIV OF REG&LICENSURE E&E	10.900	1269	857,837.00	841,186.12	---	16,650.88
CHILD CARE IMPROVE PRGM	10.905	1812	436,675.00	353,520.65	---	83,154.35
DRL MEDICAID PS	10.900	2018	3,996,965.00	3,762,498.41	---	234,466.59
DRL MEDICAID E&E	10.900	2021	375,187.00	372,545.36	---	2,641.64
<b><u>DEPARTMENT OF TRANSPORTATION</u></b>						
Multimodal Operations Fund (0126)						
FRINGES MULTIMODAL PS	04.405	0102	233,832.00	225,989.48	---	7,842.52
GRANTS-SEC 5303	04.475	0437	11,000,000.00	261,979.95	---	10,738,020.05
GRANTS-SEC 5309 (SEC 3)	04.470	1316	1,000,000.00	52,218.77	---	947,781.23
SUPPORT TO MULTIMODAL DIV	04.440	4272	167,000.00	67,416.19	---	99,583.81
FED RAIL PORT & FRT ASST	04.520	8158	26,000,000.00	2,625,864.90	---	23,374,135.10
BUS & BUS FAC TRNSIT GRNT	04.480	8249	5,900,000.00	4,219,849.22	---	1,680,150.78
CI GRANTS SEC 5310 (16)	04.455	8493	10,600,000.00	6,366,774.21	---	4,233,225.79
SMALL URBAN&RURAL TRAN	04.465	8726	31,000,000.00	19,491,200.20	---	11,508,799.80

STATE SAFETY OVERSIGHT	04.485	8785	505,962.00	258,045.89	---	247,916.11
MULTIMODAL OPS ADMIN PS	04.435	8901	316,722.00	293,533.46	---	23,188.54
MULTIMODAL OPS ADMIN E&E	04.435	8902	269,600.00	35,319.82	---	234,280.18
FEDERAL AVIATION ASSIST	04.510	8905	35,000,000.00	29,109,209.86	---	5,890,790.14
ORGANIZATIONAL DUES	04.400	9169	5,000.00	5,000.00	---	---
Transportation - Highway Safety Fund (0149)						
HWY SAFETY GRANTS CHK PTS	04.415	3350	1.00	---	---	1.00
MAINTENANCE PS	04.415	6309	319,202.00	250,795.99	---	68,406.01
MAINTENANCE E&E	04.415	6310	54,393.00	54,387.63	---	5.37
FRINGES MAINTENANCE PS	04.405	6312	234,526.00	202,849.42	---	31,676.58
HIGHWAY SAFETY GRANTS	04.415	6314	19,999,999.00	13,189,510.80	---	6,810,488.20
MCSAP/Division of Transportation Fund (0185)						
MOTOR CARRIER SFTY ASSIST	04.415	6315	2,999,725.00	1,911,704.96	---	1,088,020.04

**DEPARTMENT OF LABOR AND INDUSTRIAL RELATIONS**

Labor and Industrial Relations - Commission on Human Rights Fund (0117)

DOLIR LEASING	13.005	2464	10,520.00	7,658.28	---	2,861.72
DOLIR STATE OWNED	13.010	7714	52,160.00	52,061.24	---	98.76

Labor and Industrial Relations Administrative Fund (0122)

DOLIR LEASING	13.005	2625	1,302.00	82.00	---	1,220.00
DOLIR STATE OWNED	13.010	7715	246,481.00	242,604.32	---	3,876.68

Division of Labor Standards Fund (0186)

DOLIR STATE OWNED	13.010	7721	4,699.00	4,245.00	---	454.00
-------------------	--------	------	----------	----------	-----	--------

Unemployment Compensation Administration Fund (0948)

DOLIR LEASING	13.005	3233	84,053.00	77,110.89	---	6,942.11
DOLIR STATE OWNED	13.010	7723	943,600.00	926,587.90	---	17,012.10

**Labor Director and Administration**

Labor and Industrial Relations Administrative Fund (0122)

DIRECTOR AND STAFF PS	07.800	1869	2,566,411.00	2,188,815.91	---	377,595.09
DIRECTOR AND STAFF EE	07.800	1870	1,408,167.00	876,368.19	---	531,798.81
LIFE INSURANCE COSTS	07.800	2926	50,000.00	31,292.08	---	18,707.92

Unemployment Compensation Administration Fund (0948)

DIRECTOR AND STAFF E&E	07.800	5834	1,450,000.00	572,676.99	---	877,323.01
------------------------	--------	------	--------------	------------	-----	------------

**STATE OF MISSOURI  
SUMMARY OF APPROPRIATION ACTIVITY  
GENERAL FUND - FEDERAL FUNDS  
FOR THE APPROPRIATION YEAR 2018**

	<u>H.B. No.</u>	<u>Appr. No.</u>	<u>Appropriations</u>	<u>Expenditures and Transfers Out</u>	<u>Reappropriations to 2019</u>	<u>Lapse of Appropriations</u>
<b><u>Division of Labor Standards</u></b>						
Division of Labor Standards Fund (0186)						
ON-SITE CONSULT/LS PS	07.825	5890	720,019.00	601,399.84	---	118,619.16
ON-SITE CONSUL/LS E&E	07.825	5891	290,893.00	123,599.01	---	167,293.99
MINE SAFETY TRNG PRGM PS	07.830	5892	187,214.00	101,860.12	---	85,353.88
MINE SAFETY TRNG PRGM E&E	07.830	5893	165,081.00	102,935.14	---	62,145.86
DLS ADMINISTRATION E&E	07.820	8676	32,670.00	---	---	32,670.00
<b><u>Division of Employment Security</u></b>						
Unemployment Compensation Administration Fund (0948)						
ADMIN EMP SEC PS	07.880	0694	22,787,832.00	15,099,862.51	---	7,687,969.49
ADMIN EMP SEC E&E	07.880	0696	5,786,570.00	4,347,779.87	---	1,438,790.13
EMPLOYMENT & TRAINING PAY	07.885	3910	11,000,000.00	4,489,450.57	---	6,510,549.43
<b><u>Human Rights Commission</u></b>						
Labor and Industrial Relations - Commission on Human Rights Fund (0117)						
COMM ON HUMAN RIGHTS PS	07.905	5996	951,745.00	673,186.13	---	278,558.87
COMM ON HUMAN RIGHTS E&E	07.905	5998	202,984.00	116,916.73	---	86,067.27
<b><u>Labor and Industrial Relations Commission</u></b>						
Unemployment Compensation Administration Fund (0948)						
INDUSTRIAL COMMISSION PS	07.815	3094	545,711.00	418,324.72	---	127,386.28
INDUSTRIAL COMMISSION E&E	07.815	3095	34,221.00	11,569.41	---	22,651.59
<b><u>DEPARTMENT OF MENTAL HEALTH</u></b>						
Mental Health Intergovernmental Transfer Fund (0147)						
REFUNDS	10.030	4411	100.00	---	---	100.00
Mental Health Fund (0148)						
INCREASED ASSET LIMIT	10.090	3445	12,442,812.00	3,008,950.63	---	9,433,861.37
REFUNDS	10.030	4406	250,000.00	3,648.14	---	246,351.86
MENTAL HEALTH STATE OWNED	13.010	7752	197,322.00	197,296.52	---	25.48

**Office of the Director**

Mental Health Intergovernmental Transfer  
Fund (0147)

DMH INTERGOVERNMENTAL	10.060	5906	6,600,000.00	6,598,361.00	---	1,639.00
Mental Health Fund (0148)						
DIRECTOR'S OFFICE PS	10.005	0670	74,724.00	47,295.32	---	27,428.68
SHELTER PLUS CARE GRANTS	10.055	1681	13,696,746.00	12,096,931.00	---	1,599,815.00
DIRECTOR'S OFFICE E&E	10.005	2045	52,013.00	22,619.27	---	29,393.73
DMH FEDERAL FUND E&E	10.045	2049	2,461,728.00	1,038,954.16	---	1,422,773.84
STAFF TRAINING	10.025	2247	289,500.00	217,187.83	---	72,312.17
HOUSING FOR VETERANS	10.055	2781	1,000,000.00	646,908.06	---	353,091.94
CARING FOR MISS-FED PS	10.025	3109	400,000.00	---	---	400,000.00
CARING FOR MISS-FED E&E	10.025	3110	1,400,000.00	111,303.00	---	1,288,697.00
OPERATIONAL SUPPORT PS	10.020	5311	939,731.00	801,377.97	---	138,353.03
OPERATIONAL SUPPORT E&E	10.020	5312	820,830.00	659,673.21	---	161,156.79
DMH INTERGOVERNMENTAL	10.060	5905	11,900,000.00	11,863,751.00	---	36,249.00
HEALTHCARE TECHNOLOGY PS	10.020	6979	10,529.00	---	---	10,529.00
STAFF TRAINING PS	10.025	7025	183,891.00	159,389.18	---	24,501.82
CHILD SYSTEM OF CARE PS	10.050	7243	40,180.00	24,870.90	---	15,309.10
CHILD SYSTEM OF CARE E&E	10.050	7244	861,479.00	399,163.68	---	462,315.32
DMH FEDERAL FUND PS	10.045	9373	119,752.00	90,495.88	---	29,256.12

**Division of Alcohol and Drug Abuse**

Mental Health Fund (0148)

ADA TREATMENT SVS E&E	10.110	2051	372,725.00	97,709.25	---	275,015.75
ADA ADMIN PS	10.100	2151	888,008.00	715,672.88	---	172,335.12
ADA ADMIN E&E	10.100	2152	676,014.00	145,256.77	---	530,757.23
PREVENTION & EDU SVS	10.105	2154	7,503,124.00	7,503,124.00	---	---
SATOP	10.120	3899	407,458.00	244,475.00	---	162,983.00
PREVENTION & EDU SVS PS	10.105	4143	147,744.00	95,498.34	---	52,245.66
PREVENTION & EDU SVS E&E	10.105	4144	192,363.00	13,752.69	---	178,610.31
TOBACCO INVESTIGTNS PS	10.105	4145	20,306.00	13,152.17	---	7,153.83
TOBACCO INVESTIGTNS E&E	10.105	4146	90,194.00	---	---	90,194.00
ADA TREATMENT SERVICES	10.110	4149	40,654,744.00	32,972,800.55	---	7,681,943.45
ADA TREATMENT SVS PS	10.110	4150	249,113.00	128,965.87	---	120,147.13
COMMUNITY 2000	10.105	4650	2,121,484.00	2,095,738.47	---	25,745.53
SCHOOL BASED PREVENTION	10.105	4651	1,264,177.00	1,198,771.25	---	65,405.75
ADA FED MEDICAID	10.110	6677	46,437,557.00	45,847,780.75	---	589,776.25
ACCESS RECOVERY GRANT PS	10.110	7037	164,824.00	123,380.47	---	41,443.53
ACCESS RECOVERY GRANT E&E	10.110	7038	203,550.00	73,171.61	---	130,378.39
ACCESS RECOVERY TREATMENT	10.110	7039	2,625,740.00	1,922,453.81	---	703,286.19
SATOP PS	10.120	7246	21,688.00	2,171.95	---	19,516.05
ADA PREVENTION PS	10.105	7831	314,206.00	313,295.51	---	910.49
ADA PREVENTION E&E	10.105	7832	145,613.00	94,053.06	---	51,559.94

**STATE OF MISSOURI  
SUMMARY OF APPROPRIATION ACTIVITY  
GENERAL FUND - FEDERAL FUNDS  
FOR THE APPROPRIATION YEAR 2018**

	H.B. No.	Appr. No.	Appropriations	Expenditures and Transfers Out	Reappropriations to 2019	Lapse of Appropriations
<b><u>Division of Comprehensive Psychiatric Services</u></b>						
Mental Health Fund (0148)						
CTR FOR BEHAV MED PS	10.330	0208	249,474.00	124,912.06	---	124,561.94
METRO STL PSY CTR PS	10.320	0874	438,702.00	398,519.74	---	40,182.26
NW MO PSY REHAB CENTER PS	10.305	1003	810,224.00	783,810.20	---	26,413.80
STL PSY REHAB CTR PS	10.310	1004	444,652.00	337,123.65	---	107,528.35
ADULT COMMUNITY PRGM PS	10.210	1480	227,526.00	197,764.38	---	29,761.62
YOUTH COMMUNITY PRGM PS	10.225	1483	338,422.00	163,009.79	---	175,412.21
HOMELESS MENTALLY ILL	10.210	1686	964,080.00	947,293.00	---	16,787.00
CPS ADMIN PS	10.200	1846	643,310.00	570,960.88	---	72,349.12
CPS ADMIN E&E	10.200	1847	330,566.00	173,248.81	---	157,317.19
ADULT COMMUNITY PRGM E&E	10.210	2054	2,586,975.00	750,699.36	---	1,836,275.64
ADULT COMMUNITY PROGRAM	10.210	2055	49,097,637.00	29,848,604.20	---	19,249,032.80
YOUTH COMMUNITY PRGM E&E	10.225	2058	1,164,690.00	120,165.03	---	1,044,524.97
YOUTH COMMUNITY PROGRAM	10.225	2059	17,335,510.00	7,898,046.56	---	9,437,463.44
SUICIDE PREVENTION PS	10.200	2075	50,000.00	49,999.95	---	0.05
ADLT COMMUNITY PRG EAST	10.210	2129	1,000,000.00	1,000,000.00	---	---
MH TRAUMA KIDS FED	10.235	2463	750,000.00	---	---	750,000.00
FORENSIC SUPPORT SVS PS	10.220	2630	4,405.00	4,404.24	---	0.76
SEMO MHC-SORTS PS	10.325	2631	28,831.00	28,831.00	---	---
FULTON HSP PHAR CONTR E&E	10.300	2634	223,224.00	223,224.00	---	---
NW MO PRC PHAR CONTR E&E	10.305	2635	105,903.00	105,903.00	---	---
STL PRC PHAR CONTR E&E	10.310	2636	93,210.00	93,210.00	---	---
SEMO MHC PHAR CONTR E&E	10.325	2638	219,538.00	219,538.00	---	---
CTR BEHAV MED PHAR CNT EE	10.330	2640	133,930.00	133,930.00	---	---
HAWTHORN CPH PHAR CNT E&E	10.335	2641	93,210.00	93,210.00	---	---
CTR FOR BEHAV MED E&E	10.330	2642	499,152.00	456,696.19	---	42,455.81
MEDICATION COST INCREASES	10.230	2767	916,243.00	---	---	916,243.00
HEALTHCARE TECHNOLOGY E&E	10.020	3628	506,650.00	506,650.00	---	---
SUICIDE PREVENTION E&E	10.200	4654	817,142.00	701,358.70	---	115,783.30
HAWTHORN PSY HOSP TL PS	10.335	5567	1,905,876.00	1,639,302.33	---	266,573.67
HAWTHORN PSY HOSP TL E&E	10.335	5568	104,691.00	104,691.00	---	---
ADULT CP FED MEDICAID	10.210	6678	274,713,084.00	165,719,285.40	---	108,993,798.60
YOUTH CP FED MEDICAID	10.225	6679	77,080,978.00	56,799,937.24	---	20,281,040.76
CPS FACILITY SUPPORT-E&E	10.205	6773	4,639,018.00	2,484,656.40	---	2,154,361.60

SOUTHEAST MO MHC PS	10.325	6938	297,630.00	297,630.00	---	---
NW MO PSY REHAB OVERTIME	10.305	7189	11,644.00	11,644.00	---	---
STL PSY REHAB OVERTIME	10.310	7191	964.00	964.00	---	---
HAWTHORN HOSP OVERTIME	10.335	7194	7,477.00	7,477.00	---	---
METRO STL PSY OVERTIME	10.320	7198	1,183.00	1,183.00	---	---
FULTON STATE HOSPITAL PS	10.300	7356	972,374.00	972,333.95	---	40.05
FULTON STATE HOSPITAL E&E	10.300	7357	395,671.00	240,079.88	---	155,591.12
FORENSIC SUPPORT SVS E&E	10.220	8394	37,235.00	37,235.00	---	---

**Division of Developmental Disabilities**

Mental Health Fund (0148)

BELLEFONTAINE MEDICAID PS	10.525	0886	8,854,910.00	8,663,837.73	---	191,072.27
DD COMMUNITY PROGRAMS PS	10.410	1683	979,893.00	890,626.38	---	89,266.62
DD COMMUNITY PROGRAMS E&E	10.410	1684	177,376.00	123,075.95	---	54,300.05
DD-DAY HAB-FED MEDICAID	10.410	1729	13,999,682.00	13,999,682.00	---	---
DD ADMIN PS	10.400	1913	320,100.00	320,100.00	---	---
DD ADMIN E&E	10.400	1914	58,877.00	58,877.00	---	---
COMMUNITY PROGRAMS	10.410	1922	3,280,000.00	2,107,235.73	---	1,172,764.27
COMMUNITY PRG-MEDICAID MT	10.410	2074	62,028,957.00	56,202,053.83	---	5,826,903.17
DD COM SUP STAFF PS	10.415	2200	8,189,587.00	6,993,219.63	---	1,196,367.37
BELLEFONTAINE MEDICAID EE	10.525	2347	645,187.00	338,437.91	---	306,749.09
HIGGINSVILLE MEDICAID PS	10.530	3027	6,623,339.00	5,069,245.14	---	1,554,093.86
KANSAS CITY RO E&E	10.505	3028	111,314.00	76,300.05	---	35,013.95
SIKESTON RO E&E	10.510	3029	27,582.00	27,581.98	---	0.02
ST LOUIS RC E&E	10.520	3030	235,754.00	178,440.56	---	57,313.44
TARGETED CASE MGMT MED MT	10.410	3995	920,249.00	920,249.00	---	---
DEV DISABILITS GRANT PS	10.420	4163	419,586.00	308,579.03	---	111,006.97
DEV DISABILITS GRANT E&E	10.420	4164	1,146,512.00	966,076.34	---	180,435.66
ST LOUIS DDTC MEDICAID PS	10.545	5538	13,229,500.00	10,341,494.35	---	2,888,005.65
ST LOUIS DDTC MEDICAID EE	10.545	5543	718,656.00	718,649.66	---	6.34
DD FED MEDICAID	10.410	6680	539,177,003.00	538,977,003.47	---	199,999.53
CENTRAL MO RO PS	10.500	7126	663,959.00	412,220.02	---	251,738.98
KANSAS CITY RO PS	10.505	7129	1,243,912.00	1,080,249.78	---	163,662.22
SIKESTON RO PS	10.510	7133	242,694.00	194,291.87	---	48,402.13
SPRINGFIELD RO PS	10.515	7134	378,753.00	287,102.74	---	91,650.26
ST. LOUIS RO PS	10.520	7135	1,056,905.00	864,619.63	---	192,285.37
CENTRAL MO RO E&E	10.500	7137	110,333.00	109,955.35	---	377.65
SPRINGFIELD RO E&E	10.515	7143	41,508.00	19,740.36	---	21,767.64
SW COMM SRVC DD MEDICD PS	10.540	7794	5,365,569.00	3,913,109.41	---	1,452,459.59
SE MO RES SVS MEDICAID PS	10.550	7795	4,760,995.00	4,697,629.42	---	63,365.58
SE MO RES OVERTIME MEDIC	10.550	7796	86,462.00	86,462.00	---	---
HIGGINSVILLE MEDICAID E&E	10.530	7841	366,517.00	324,684.94	---	41,832.06
SW COMM SRVC DD MEDICD EE	10.540	7842	359,918.00	344,289.34	---	15,628.66
SE MO RES SVS MEDICAID EE	10.550	7843	633,271.00	633,271.00	---	---



**STATE OF MISSOURI  
SUMMARY OF APPROPRIATION ACTIVITY  
GENERAL FUND - FEDERAL FUNDS  
FOR THE APPROPRIATION YEAR 2018**

	H.B. No.	Appr. No.	Appropriations	Expenditures and Transfers Out	Reappropriations to 2019	Lapse of Appropriations
BELLEFONTAINE MED OVRTIME	10.525	7942	40,105.00	40,105.00	---	---
HIGGINSVILLE HC MED OVT	10.530	7947	95,614.00	93,643.51	---	1,970.49
DD FAMILY PRTNSHP PRG MED	10.410	8994	2,700,000.00	---	---	2,700,000.00
NORTHWEST COM MED PS	10.535	9172	11,651,063.00	11,512,940.10	---	138,122.90
NORTHWEST COM MED E&E	10.535	9175	562,239.00	547,022.27	---	15,216.73
TARGETED CASE MGMT MED	10.410	9412	46,386,000.00	46,122,111.46	---	263,888.54
SW COMM SVCS OVERTIME	10.540	9442	227,776.00	227,776.00	---	---
<b><u>DEPARTMENT OF NATURAL RESOURCES</u></b>						
Natural Resources Fund (0140)						
REFUND ACCOUNTS	06.315	2736	11,445.00	11,242.27	---	202.73
DNR M&R SPENDING AUTHORITY	18.030	3224	500,000.00	---	500,000.00	---
DNR LEASING	13.005	4306	326,745.00	326,068.89	---	676.11
DNR STATE OWNED	13.010	7689	204,903.00	204,903.00	---	---
Abandoned Mine Reclamation Fund (0697)						
REFUND ACCOUNTS	06.315	3545	165.00	---	---	165.00
<b><u>Department Operations</u></b>						
Natural Resources Fund (0140)						
DEPT OPERATIONS PS	06.200	1810	669,217.00	666,218.24	---	2,998.76
DEPT OPERATIONS E&E	06.200	1811	313,142.00	115,358.76	---	197,783.24
<b><u>Division of Environmental Quality</u></b>						
Natural Resources Fund (0140)						
SOIL & WATER CONSERV PS	06.225	1192	206,685.00	191,265.88	---	15,419.12
SOIL & WATER CONSERV E&E	06.225	1193	28,800.00	9,701.35	---	19,098.65
ENVIRONMENT EMERG RESPON	06.225	1358	50,000.00	---	---	50,000.00
ENVIRONMENTAL QUALITY PS	06.225	1860	323,817.00	284,742.58	---	39,074.42
ENVIRONMENTAL QUALITY E&E	06.225	1871	176,918.00	---	---	176,918.00
TECHNCL ASSIST GRANTS DEQ	06.225	2231	999,812.00	259,792.00	---	740,020.00
LEAKING UNDRGRD STOR TANK	06.225	2506	420,000.00	60,047.44	---	359,952.56
WATER QUALITY STUDY GRANT	06.225	3476	12,500,000.00	2,653,288.84	---	9,846,711.16
REGIONAL OFFICES PS	06.225	5341	3,202,546.00	2,815,936.58	---	386,609.42
REGIONAL OFFICES E&E	06.225	5350	514,920.00	248,306.00	---	266,614.00

AIR POLLUTION CNTRL PS	06.225	5367	1,023,779.00	866,012.46	---	157,766.54
AIR POLLUTION CNTRL E&E	06.225	5372	452,580.00	18,613.92	---	433,966.08
HAZARDOUS WASTE PS	06.225	5376	3,763,776.00	3,194,430.74	---	569,345.26
HAZARDOUS WASTE E&E	06.225	5382	445,388.00	213,808.96	---	231,579.04
ENVIRONMENTAL SVS PS	06.225	5408	1,488,863.00	1,313,579.69	---	175,283.31
ENVIRONMENTAL SVS E&E	06.225	5418	667,797.00	345,448.13	---	322,348.87
SOLID WASTE MGMT E&E	06.225	6058	200.00	---	---	200.00
WATER PROTECTION PRG PS	06.225	7173	2,752,449.00	2,326,081.23	---	426,367.77
WATER PROTECTION PRG E&E	06.225	7177	1,955,359.00	838,704.54	---	1,116,654.46
CLEANUP CONTROLLED SUBST	06.225	7182	150,000.00	75,674.79	---	74,325.21
AIR POLL CONTROL GRANTS	06.225	7452	2,600,000.00	315,486.31	---	2,284,513.69
DEMONSTRATION PROJECTS	06.225	8046	1,000,000.00	859,483.63	---	140,516.37
SUPERFUND CLEANUP	06.225	8053	975,000.00	158,277.38	---	816,722.62
WATER QUALITY STUDY ENC	06.225	8536	24,000,000.00	---	---	24,000,000.00
AIR POLLUTION CONTROL ENC	06.225	8537	4,400,000.00	---	---	4,400,000.00

**Missouri Geological Survey**

Natural Resources Fund (0140)

MGS OPERATIONS PS	06.260	2401	1,796,541.00	1,104,800.81	---	691,740.19
MGS OPERATIONS E&E	06.260	2408	772,372.00	238,016.78	---	534,355.22
ABANDNED MINE LAND RECLMT	06.260	7455	3,732,500.00	1,962,931.54	---	1,769,568.46
SMALL OPERATOR ASSIST	06.260	7606	10,000.00	---	---	10,000.00

Abandoned Mine Reclamation Fund (0697)

MGS OPERATIONS E&E	06.260	1196	13.00	---	---	13.00
--------------------	--------	------	-------	-----	-----	-------

**Missouri State Parks**

Natural Resources Fund (0140)

DNR M&R SPENDING AUTHORITY	17.355	1548	500,000.00	---	500,000.00	---
DNR CI SPENDING AUTHORITY	17.355	1566	500,000.00	---	500,000.00	---
HISTORIC PRESERVATION PS	06.290	1883	407,321.00	375,607.70	---	31,713.30
HISTORIC PRESERVATION E&E	06.290	1884	50,026.00	50,001.71	---	24.29
STATE PARK OPERATION PS	06.285	1946	177,681.00	38,040.57	---	139,640.43
STATE PARK OPERATION E&E	06.285	1947	31,306.00	6,650.27	---	24,655.73
DNR SPENDING AUTHORITY	17.335	6600	1,695,927.00	60,801.40	---	1,635,125.60
STATE PARK GRANTS	06.285	7819	250,000.00	194,156.86	---	55,843.14
OUTDOOR RECREATION GRANTS	06.285	7821	3,600,000.00	3,414,307.48	---	185,692.52
HISTORIC PRESERV GRANTS	06.290	7822	600,000.00	102,819.50	---	497,180.50
OUTDOOR RECREATION ENC	06.285	8538	7,900,000.00	---	---	7,900,000.00
DNR CI SPENDING AUTHORITY	17.345	8563	49,530.00	---	---	49,530.00
DNR M&R SPENDING AUTHORITY	17.350	9286	1,057,308.00	---	---	1,057,308.00
DNR CI SPENDING AUTHORITY	17.350	9307	500,000.00	---	500,000.00	---

**STATE OF MISSOURI  
SUMMARY OF APPROPRIATION ACTIVITY  
GENERAL FUND - FEDERAL FUNDS  
FOR THE APPROPRIATION YEAR 2018**

	H.B. No.	Appr. No.	Appropriations	Expenditures and Transfers Out	Reappropriations to 2019	Lapse of Appropriations
<b><u>DEPARTMENT OF PUBLIC SAFETY</u></b>						
State Emergency Management Fund (0145)						
PUBLIC SAFETY LEASING	13.005	7470	12,951.00	7,088.22	---	5,862.78
PUBLIC SAFETY STATE OWNED	13.010	7729	1,776.00	66.00	---	1,710.00
Missouri Disaster Fund (0663)						
PUBLIC SAFETY STATE OWNED	13.010	9239	15,755.00	15,754.92	---	0.08
Justice Assistance Grant Program Fund (0782)						
PUBLIC SAFETY LEASING	13.005	4215	10,724.00	9,457.79	---	1,266.21
<b><u>Office of the Director</u></b>						
Public Safety - Juvenile Accountability						
Incentive Block Grant Fund (0121)						
JUV JUS ACCTABILITY GRANT	08.025	1584	100,300.00	34,965.81	---	65,334.19
DIRECTOR ADMIN PS	08.005	1603	1,607.00	---	---	1,607.00
DIRECTOR ADMIN E&E	08.005	1604	905.00	---	---	905.00
Public Safety Fund (0152)						
NARCOTICS CONTROL ASSIST	08.030	0961	60,000.00	9,383.59	---	50,616.41
JUV JUS DELINQUENCY PREV	08.020	1377	722,492.00	335,450.03	---	387,041.97
DIRECTOR ADMIN E&E	08.005	1429	709,973.00	22,633.70	---	687,339.30
VIOLENCE AGAINST WOMEN	08.060	2331	2,594,232.00	2,061,688.22	---	532,543.78
RESIDENTIAL SUBST ABUSE	08.080	3390	350,000.00	167,924.90	---	182,075.10
DIRECTOR ADMIN PS	08.005	4340	317,843.00	218,664.16	---	99,178.84
NATL FORENSIC IMPRV PRGM	08.070	6043	100,000.00	83,251.40	---	16,748.60
DIR ADMIN FED GRANTS PS	08.005	8638	45,900.00	---	---	45,900.00
DIR ADMIN FED GRANTS E&E	08.005	8639	2,455,000.00	236,167.49	---	2,218,832.51
HUMAN TRAFFICKING	08.060	9007	100,000.00	---	---	100,000.00
Labor and Industrial Relations - Crime Victims						
Fund (0191)						
CRIME VICTIMS COMP	08.065	4052	3,900,000.00	2,264,749.94	---	1,635,250.06
Public Safety - Homeland Security Fund (0193)						
HOMELAND SECURITY GRNT PS	08.005	7115	1,244,369.00	589,538.73	---	654,830.27
HOMELAND SECURITY GRANTS	08.005	7116	16,962,500.00	5,842,921.86	---	11,119,578.14
Justice Assistance Grant Program Fund (0782)						
DIRECTOR ADMIN PS	08.005	2248	313,108.00	270,026.59	---	43,081.41
DIRECTOR ADMIN E&E	08.005	2250	99,800.00	38,448.80	---	61,351.20
NARCOTICS CONTROL ASSIST	08.030	2251	4,450,000.00	3,057,347.80	---	1,392,652.20

**State Highway Patrol**

## Public Safety Fund (0152)

HIGH INTSTY DRUG TRAFFG	08.100	0625	2,598,000.00	2,271,754.27	---	326,245.73
SHP TECHNICAL SERVICE PS	08.150	0629	473,954.00	352,863.06	---	121,090.94
SHP ACADEMY E&E	08.135	0972	59,655.00	25,825.89	---	33,829.11
VEH & DRIVER SAFETY E&E	08.140	0974	350,000.00	---	---	350,000.00
SHP ENFORCEMENT PS	08.110	1135	5,208,117.00	2,441,344.97	---	2,766,772.03
SHP ENFORCEMENT E&E	08.110	1140	5,852,940.00	1,599,836.24	---	4,253,103.76
SHP TECHNICAL SERVICE E&E	08.150	2284	4,995,285.00	2,712,628.49	---	2,282,656.51
FRINGE BENEFITS PS	08.105	4345	3,825,854.00	2,158,515.09	---	1,667,338.91
FRINGE BENEFITS E&E	08.105	4348	158,657.00	46,855.02	---	111,801.98
STATE WATER PATROL E&E	08.115	5674	2,225,990.00	1,321,741.43	---	904,248.57
ST HWY PATROL LEASING	13.005	7879	8,279.00	6,828.48	---	1,450.52
STATE WATER PATROL PS	08.115	8414	284,336.00	210,766.07	---	73,569.93
CRIME LABS PS	08.130	9478	231,228.00	126,552.33	---	104,675.67
CRIME LABS E&E	08.130	9479	900,000.00	401,470.33	---	498,529.67
Federal Drug Seizure Fund (0194)						
SHP ENFORCEMENT E&E	08.110	7183	400,000.00	---	---	400,000.00
STATE WATER PATROL E&E	08.115	7184	16,499.00	---	---	16,499.00

**Alcohol and Tobacco Control**

## Public Safety Fund (0152)

ALCOHOL & TOBACCO CNTR PS	08.165	3088	20,000.00	8,110.96	---	11,889.04
ALCOHOL & TOBACCO CNTR EE	08.165	3089	147,594.00	16,160.70	---	131,433.30

**Adjutant General**

## Adjutant General Fund (0190)

A G FIELD SUPPORT PS	08.285	0909	101,887.00	---	---	101,887.00
ADJ GEN D&C NATGD FAC STW	17.470	1475	10,000,000.00	1,545,812.26	8,454,187.00	0.74
ADJ GEN M&R NAT GUARD FAC	17.470	1476	10,000,000.00	1,468,596.54	8,531,403.00	0.46
NATIONAL GUARD LEASING	13.005	3195	1,656,676.00	330,375.30	---	1,326,300.70
ADJ GEN M&R NAT GUARD FAC	18.050	3242	10,000,000.00	---	10,000,000.00	---
CONTRACT SERVICES PS	08.305	6463	10,693,889.00	9,663,557.24	---	1,030,331.76
CONTRACT SERVICES E&E	08.305	6464	13,803,556.00	10,325,212.78	---	3,478,343.22
CONTRACT SERVICES REFUNDS	08.305	6465	865,561.00	18,571.74	---	846,989.26
A G FIELD SUPPORT E&E	08.285	7277	98,417.00	---	---	98,417.00
ADJ GEN D&C NATGD FAC STW	17.460	8573	20,912.00	---	20,912.00	---
ADJ GEN M&R NAT GUARD FAC	17.455	8631	488,362.00	488,362.00	---	---
ADJ GEN M&R NAT GUARD FAC	17.465	9303	9,354,265.00	8,127,241.17	1,227,023.00	0.83
ADJ GEN D&C NATGD FAC STW	17.465	9312	3,621,487.00	2,337,649.12	1,283,837.00	0.88
Federal Drug Seizure Fund (0194)						
A G ADMIN E&E	08.265	7185	240,000.00	100,631.28	---	139,368.72

**STATE OF MISSOURI  
SUMMARY OF APPROPRIATION ACTIVITY  
GENERAL FUND - FEDERAL FUNDS  
FOR THE APPROPRIATION YEAR 2018**

	H.B. No.	Appr. No.	Appropriations	Expenditures and Transfers Out	Reappropriations to 2019	Lapse of Appropriations
<b><u>State Emergency Management Agency</u></b>						
Health Fund (0143)						
CERT PS	08.315	8789	1,052,016.00	868,330.67	---	183,685.33
CERT E&E	08.315	8790	270,000.00	125,059.56	---	144,940.44
State Emergency Management Fund (0145)						
MERC DISTRIBUTIONS	08.325	0648	750,000.00	273,734.35	---	476,265.65
SEMA GRANT	08.330	1235	19,262,386.00	12,224,565.62	---	7,037,820.38
A G SEMA PS	08.315	1238	1,748,082.00	1,596,565.39	---	151,516.61
A G SEMA E&E	08.315	6466	905,607.00	822,967.58	---	82,639.42
Missouri Disaster Fund (0663)						
AG SEMA PS	08.315	8253	275,320.00	250,189.30	---	25,130.70
AG SEMA E&E	08.315	8254	27,350.00	14.01	---	27,335.99
SEMA GRANT	08.330	8415	100,506,359.00	56,661,446.67	---	43,844,912.33
<b><u>Missouri Veterans Commission</u></b>						
Missouri Veterans Commission - Federal Fund (0184)						
STL VETS STORAGE BLDG	17.430	8569	729,872.00	---	729,872.00	---
MVC CAMERON M&R PROJECTS	17.425	8621	342,742.00	---	---	342,742.00
MVC CAPE GIRARDEAU M&R	17.425	8623	2,688,675.00	---	1,000,000.00	1,688,675.00
MVC ST JAMES M&R PROJS	17.425	8627	4,205,157.00	---	4,205,157.00	---
ANTI WANDER SYSTEMS	17.435	8635	287,727.00	54,438.00	---	233,289.00
<b><u>DEPARTMENT OF REVENUE</u></b>						
<b><u>Legal Services Division</u></b>						
Revenue - Federal Fund (0132)						
LEGAL SERV E&E	04.020	1741	211,154.00	81,947.85	---	129,206.15
LEGAL SERV PS	04.020	6733	212,654.00	102,603.95	---	110,050.05
<b><u>Administration Division</u></b>						
Revenue - Federal Fund (0132)						
ADMINISTRATION PS	04.025	3644	54,234.00	37,666.08	---	16,567.92
ADMINISTRATION E&E	04.025	3645	3,470,006.00	2,178,116.12	---	1,291,889.88

**Motor Vehicle and Driver Licensing Division**

## Revenue - Federal Fund (0132)

MV/DL PS	04.015	1712	2,749.00	---	---	2,749.00
MV/DL E&E	04.015	1713	160,776.00	---	---	160,776.00

**DEPARTMENT OF SOCIAL SERVICES**

## Family Services Donations Fund (0167)

FED GRANTS & DONATIONS	11.010	9946	33,999.00	---	---	33,999.00
------------------------	--------	------	-----------	-----	-----	-----------

## Temporary Assistance for Needy Families Fund (0199)

SOCIAL SRVS STATE OWNED	13.010	7762	130,394.00	128,678.92	---	1,715.08
-------------------------	--------	------	------------	------------	-----	----------

## Social Services and Other Sources Fund (0610)

SOCIAL SERVICES LEASING	13.005	1435	5,427,626.00	5,123,598.28	---	304,027.72
SOCIAL SRVS STATE OWNED	13.010	7764	733,092.00	727,100.86	---	5,991.14
CRITICAL M&R	17.220	9275	63,844.00	---	63,844.00	---

**Office of the Director**

## Social Services and Other Sources Fund (0610)

OFFICE OF DIRECTOR PS	11.005	2956	147,105.00	147,104.99	---	0.01
HUMAN RESOURCE CENTER PS	11.015	2996	201,836.00	189,261.11	---	12,574.89
HUMAN RESOURCE CENTER E&E	11.015	2997	29,749.00	27,389.26	---	2,359.74
OFFICE OF DIRECTOR E&E	11.005	3065	1,197.00	1,197.00	---	---
MO MEDICAID AUD & COMP PS	11.020	8028	1,614,302.00	1,540,161.26	---	74,140.74
MO MEDICAID AUD & COMP EE	11.020	8030	860,039.00	327,559.88	---	532,479.12
SYSTEMS MANAGEMENT	11.025	8794	1,969,576.00	1,593,283.00	---	376,293.00
FED GRANTS & DONATIONS	11.010	9942	4,443,552.00	1,422,013.58	---	3,021,538.42

**Division of Finance and Administrative****Services**

## Pharmacy Rebates Fund (0114)

RECPT & DISBRSM T REFUNDS	11.050	6932	25,000.00	25,000.00	---	---
---------------------------	--------	------	-----------	-----------	-----	-----

## Third Party Liability Collections Fund (0120)

RECPT & DISBRSM T REFUNDS	11.050	6930	369,000.00	270,463.85	---	98,536.15
---------------------------	--------	------	------------	------------	-----	-----------

## Title XIX Fund (0163)

RECPT & DISBRSM T REFUNDS	11.050	6929	5,528,000.00	5,526,217.53	---	1,782.47
---------------------------	--------	------	--------------	--------------	-----	----------

## Federal and Other Fund (0189)

RECPT & DISBRSM T REFUNDS	11.050	6348	1,500,000.00	363,871.53	---	1,136,128.47
---------------------------	--------	------	--------------	------------	-----	--------------

## Temporary Assistance for Needy Families Fund (0199)

RECPT & DISBRSM T REFUNDS	11.050	6927	27,000.00	605.00	---	26,395.00
---------------------------	--------	------	-----------	--------	-----	-----------

## Social Services and Other Sources Fund (0610)

FINANCE & ADMIN SRVS PS	11.040	3117	1,070,292.00	859,741.20	---	210,550.80
FINANCE & ADMIN SRVS E&E	11.040	3118	170,113.00	141,525.00	---	28,588.00

**STATE OF MISSOURI  
SUMMARY OF APPROPRIATION ACTIVITY  
GENERAL FUND - FEDERAL FUNDS  
FOR THE APPROPRIATION YEAR 2018**

	H.B. No.	Appr. No.	Appropriations	Expenditures and Transfers Out	Reappropriations to 2019	Lapse of Appropriations
REVENUE MAXIMATION E&E	11.045	6169	3,250,000.00	395,498.81	---	2,854,501.19
RECPT & DISBRSMT REFUNDS	11.050	6926	5,000,000.00	860,236.65	---	4,139,763.35
<b><u>Division of Legal Services</u></b>						
Third Party Liability Collections Fund (0120)						
LEGAL SERVICES PS	11.060	1009	583,414.00	583,414.00	---	---
LEGAL SERVICES E&E	11.060	1011	90,076.00	90,076.00	---	---
Social Services and Other Sources Fund (0610)						
LEGAL SERVICES PS	11.060	2964	3,134,046.00	2,869,608.01	---	264,437.99
LEGAL SERVICES E&E	11.060	2965	390,834.00	294,260.43	---	96,573.57
<b><u>Family Support Division</u></b>						
Family Services Donations Fund (0167)						
SVS FOR VISUALLY IMPAIRED	11.180	4854	99,995.00	17,589.00	---	82,406.00
POLK COUNTY TRUST	11.085	8462	10,000.00	8,202.05	---	1,797.95
Temporary Assistance for Needy Families Fund (0199)						
HLTHY MARRIAGE/FATHERHOOD	11.120	1594	1,500,000.00	897,376.63	---	602,623.37
ABC TODAY PROGRAM	11.115	2555	500,000.00	500,000.00	---	---
ALTERNATIVES TO ABORTION	11.120	2960	4,300,000.00	3,916,689.37	---	383,310.63
ADULT HIGH SCHOOL	11.115	3477	500,000.00	---	---	500,000.00
TEMPORARY ASSISTANCE	11.115	3597	38,257,541.00	27,479,651.48	---	10,777,889.52
COMMUNITY WORK SUPPORT	11.115	3616	26,394,658.00	16,103,141.29	---	10,291,516.71
BOYS ADOLESCENT PROGRAM	11.100	3952	300,000.00	300,000.00	---	---
GIRLS ADOLESCENT PROGRAM	11.100	3953	300,000.00	300,000.00	---	---
FAMIS	11.090	4040	1,084,032.00	1,084,032.00	---	---
COMMUNITY PARTNERSHIP	11.100	5652	4,201,624.00	4,201,623.57	---	0.43
FAMILY SUPPORT ADMIN PS	11.065	6271	647,812.00	647,812.00	---	---
FAMILY SUPPORT ADMIN E&E	11.065	6272	1,906,084.00	1,904,689.00	---	1,395.00
IM FIELD STAFF/OPS PS	11.070	6282	20,002,064.00	20,002,064.00	---	---
IM FIELD STAFF/OPS E&E	11.070	6283	2,654,182.00	2,654,178.07	---	3.93
EBT E&E	11.080	8258	146,888.00	146,888.00	---	---
TANF DOMESTIC VIOLENCE	11.165	8782	1,600,000.00	1,594,820.00	---	5,180.00
EMRGNCY SHLTR DV VICTIMS	11.165	9013	562,137.00	562,137.00	---	---
MO MENTORING PARTNERSHIP	11.100	9185	508,700.00	429,770.14	---	78,929.86

TANF FOOD BANKS	11.115	9402	10,000,000.00	10,000,000.00	---	---
TANF OUT OF SCHL SUPPORT	11.115	9403	1,000,000.00	1,000,000.00	---	---
TANF SUMMER JOBS PROG	11.115	9406	4,000,000.00	3,580,433.09	---	419,566.91
TANF FOSTER CARE JOBS PRG	11.115	9408	1,000,000.00	82,684.41	---	917,315.59
TANF JOBS FOR AMER GRADS	11.115	9409	750,000.00	680,643.24	---	69,356.76
Social Services and Other Sources Fund (0610)						
FOOD DISTRIBUTION PRGM	11.155	0179	1,500,000.00	1,500,000.00	---	---
SVS FOR VISUALLY IMPAIRED	11.180	1416	6,372,075.00	4,271,651.31	---	2,100,423.69
BLIND ADMIN PS	11.175	1462	3,069,328.00	2,493,885.51	---	575,442.49
BLIND ADMIN E&E	11.175	1466	743,274.00	456,604.31	---	286,669.69
HLTHCARE IND TRAINING EE	11.110	1577	3,000,000.00	3,000,000.00	---	---
SNAP TO SKILLS	11.105	3076	5,500,000.00	1,390,592.07	---	4,109,407.93
ALTERNATIVES TO ABORTION	11.120	3107	50,000.00	1,983.58	---	48,016.42
REFUGEE ASSISTANCE	11.140	3159	3,806,226.00	2,185,656.01	---	1,620,569.99
VICTIMS OF CRIME PS	11.167	4090	221,544.00	181,689.00	---	39,855.00
VICTIMS OF CRIME EE	11.167	4118	52,082.00	33,346.28	---	18,735.72
VICTIMS OF CRIME PSD	11.167	4130	37,000,000.00	36,094,296.08	---	905,703.92
COMMUNITY SVS BLOCK GRANT	11.145	4499	23,637,000.00	19,764,725.86	---	3,872,274.14
ENERGY ASSISTANCE	11.160	4860	70,547,867.00	61,718,409.06	---	8,829,457.94
EBT E&E	11.080	5257	1,399,859.00	902,694.25	---	497,164.75
COMMUNITY PARTNERSHIP	11.100	5653	3,402,175.00	3,385,316.63	---	16,858.37
MO MENTORING PARTNERSHIP	11.100	5824	935,000.00	798,144.54	---	136,855.46
CSE FIELD STAFF/OPS PS	11.190	6263	16,101,938.00	14,413,705.65	---	1,688,232.35
CSE FIELD STAFF/OPS E&E	11.190	6264	7,192,819.00	3,157,612.00	---	4,035,207.00
FAMILY SUPPORT ADMIN PS	11.065	6273	4,709,051.00	4,332,201.54	---	376,849.46
FAMILY SUPPORT ADMIN E&E	11.065	6274	8,974,775.00	6,592,650.26	---	2,382,124.74
IM FIELD STAFF/OPS PS	11.070	6285	32,736,970.00	29,506,980.58	---	3,229,989.42
IM FIELD STAFF/OPS E&E	11.070	6286	8,050,631.00	6,574,446.79	---	1,476,184.21
FAMILY SUP STAFF TRNG	11.075	6291	133,974.00	126,931.00	---	7,043.00
CSE COUNTY REIMBURSEMENT	11.195	7548	14,886,582.00	12,667,557.50	---	2,219,024.50
DISTRIBUTION PASS THROUGH	11.200	7549	51,500,000.00	37,118,935.34	---	14,381,064.66
FOOD NUTRITION PROGRAM	11.105	7658	14,343,755.00	11,242,706.66	---	3,101,048.34
BUSINESS ENTERPRISES	11.185	7901	35,000,000.00	35,000,000.00	---	---
EMERGENCY SOLUTIONS PROG	11.150	8400	4,130,000.00	2,110,079.03	---	2,019,920.97
ELGBLTY & ENRLLMNT SYS EE	11.095	9075	63,459,631.00	33,124,733.76	---	30,334,897.24
LIHEAP WEATHERIZATION	11.160	9164	7,000,000.00	6,999,859.66	---	140.34
FAMIS	11.090	9326	138,339.00	22,968.51	---	115,370.49
DOMESTIC VIOLENCE	11.165	9818	2,116,524.00	1,945,568.90	---	170,955.10
<b>Children's Division</b>						
Third Party Liability Collections Fund (0120)						
CHILDREN'S ADMIN E&E	11.210	6300	50,000.00	50,000.00	---	---



**STATE OF MISSOURI  
SUMMARY OF APPROPRIATION ACTIVITY  
GENERAL FUND - FEDERAL FUNDS  
FOR THE APPROPRIATION YEAR 2018**

	H.B. No.	Appr. No.	Appropriations	Expenditures and Transfers Out	Reappropriations to 2019	Lapse of Appropriations
Temporary Assistance for Needy Families Fund (0199)						
PURCHASE OF CHILD CARE	11.295	0180	37,857,515.00	30,557,515.00	---	7,300,000.00
EDUCAT TRAINING VOUCHER	11.245	1581	450,000.00	450,000.00	---	---
CHILDREN'S TREATMENT SVS	11.225	1611	2,573,418.00	2,493,096.37	---	80,321.63
RESIDENTIAL TREATMENT SVS	11.235	1612	1,366,385.00	1,366,385.00	---	---
CHILD ABUSE&NEGLECT PRVNT	11.230	9410	1,290,000.00	1,290,000.00	---	---
Social Services and Other Sources Fund (0610)						
RESIDENTIAL TREATMENT SVS	11.235	0034	14,177,655.00	12,361,829.52	---	1,815,825.48
CHILD ASSESSMENT CENTERS	11.270	0937	800,000.00	800,000.00	---	---
CASE MANAGEMENT CONTRACTS	11.250	1051	17,369,683.00	17,369,683.00	---	---
IV-E AUTH JUVENILE COURT	11.275	1737	400,000.00	123,289.07	---	276,710.93
COMMUNITY CONNECTIONS	11.260	2566	600,000.00	600,000.00	---	---
PURCHASE OF CHILD CARE	11.295	3593	103,059,215.00	97,622,187.16	---	5,437,027.84
ADOPTION RESOURCE CENTERS	11.260	4359	793,769.00	789,895.25	---	3,873.75
FOSTER CARE	11.235	4858	26,632,720.00	26,632,720.00	---	---
ADOP/GUARDIANSHIP SUBSIDY	11.255	5702	23,916,291.00	23,619,145.79	---	297,145.21
CHILDREN'S ADMIN PS	11.210	6296	3,267,224.00	2,984,093.39	---	283,130.61
CHILDREN'S ADMIN E&E	11.210	6297	2,661,367.00	2,661,143.73	---	223.27
CHILD FIELD STAFF/OPS PS	11.215	6303	45,837,355.00	45,284,502.02	---	552,852.98
CHILD FIELD STAFF/OPS E&E	11.215	6304	4,378,301.00	4,378,300.00	---	1.00
CHILDREN'S STAFF TRNG	11.220	6308	491,992.00	479,574.98	---	12,417.02
CHILD ABUSE/NEGLECT GRANT	11.285	6375	188,316.00	188,316.00	---	---
TRANSITIONAL LIVING	11.265	6868	821,303.00	444,006.79	---	377,296.21
CHILDREN'S TREATMENT CPT	11.225	7069	630,000.00	473,277.66	---	156,722.34
INDEPENDENT LIVING	11.265	7560	2,999,900.00	2,998,900.00	---	1,000.00
EDUCAT TRAINING VOUCHER	11.245	7932	1,050,000.00	649,165.89	---	400,834.11
FOSTER PARENT TRAINING	11.240	8141	172,920.00	116,329.89	---	56,590.11
IV-E AUTHORITY-CASAs	11.280	8261	200,000.00	20,008.79	---	179,991.21
FOSTER CARE OUTDOOR PRGRM	11.235	8294	316,615.00	247,601.27	---	69,013.73
HAND UP PILOT PROGRAM	11.295	8342	60,000.00	---	---	60,000.00
PURCHASE OF CHILD CARE PS	11.295	8363	525,761.00	524,609.23	---	1,151.77
RECRUIT & RETENT PROG E&E	11.215	8702	793,132.00	793,132.00	---	---
EXTREME RECRUITMENT PROGM	11.260	8772	706,231.00	530,417.25	---	175,813.75
CHILDREN'S TREATMENT SVS	11.225	9318	6,458,175.00	6,217,091.00	---	241,084.00

**Division of Youth Services**

Social Services and Other Sources Fund (0610)

YOUTH SERVICES ADMIN PS	11.300	2966	510,202.00	465,125.59	---	45,076.41
YOUTH SERVICES ADMIN E&E	11.300	2968	100,340.00	78,131.27	---	22,208.73
YOUTH TREATMENT PRGM PS	11.305	2969	23,551,221.00	19,253,287.98	---	4,297,933.02
YOUTH TREATMENT PRGM E&E	11.305	2970	6,496,018.00	5,620,724.43	---	875,293.57
DYS CRITICAL M&R	18.065	3246	400,000.00	139,472.16	260,527.00	0.84
SOCIAL SERVICES INSTIT	13.015	7770	769,092.00	769,092.00	---	---
DYS Child Benefits Fund (0727)						
YOUTH TREATMENT PRGM	11.305	9181	200,000.00	15,527.54	---	184,472.46

**MO HealthNet Division**

Pharmacy Rebates Fund (0114)

PHARMACY	11.435	1394	238,745,912.00	238,653,160.25	---	92,751.75
----------	--------	------	----------------	----------------	-----	-----------

Third Party Liability Collections Fund (0120)

MO HEALTHNET ADMIN PS	11.400	1387	398,428.00	398,428.00	---	---
MO HEALTHNET ADMIN E&E	11.400	1388	488,041.00	488,041.00	---	---
TPL CONTRACTS	11.415	1393	3,000,000.00	3,000,000.00	---	---
CLINICAL SRVC MGMT	11.405	6904	924,911.00	924,911.00	---	---
NURSING FACILITIES	11.470	6953	10,492,981.00	10,492,981.00	---	---
PHARMACY	11.435	6995	4,217,574.00	4,217,574.00	---	---
PHYSICIAN RELATED PROF	11.455	6996	241,046.00	241,046.00	---	---

Title XIX Fund (0163)

MANAGED CARE	11.505	1784	1,463,973,908.00	1,255,951,255.66	---	208,022,652.34
HOME HEALTH	11.470	1798	4,438,938.00	3,161,000.54	---	1,277,937.46
COMMUNITY HEALTH WORKER	11.520	1891	1,000,000.00	969,999.83	---	30,000.17
CHAPS-AMBULANCE	11.480	2093	898,993.00	---	---	898,993.00
PHARMACY	11.435	2526	834,987,598.00	834,798,837.44	---	188,760.56
CHILDREN'S HLTH INS PRGM	11.555	2867	66,773,216.00	66,719,566.45	---	53,649.55
GROUND EMER MED TRANSPORT	11.485	3090	53,084,513.00	---	---	53,084,513.00
FFS CLAIMS RUNOUT	11.506	3389	37,590,603.00	19,545,931.68	---	18,044,671.32
NEMT-OTHER DEPARTMENTS	11.480	3453	6,460,100.00	2,834,495.33	---	3,625,604.67
NEONATAL ABSTINENCE SYND	11.455	3955	898,993.00	---	---	898,993.00
IGT SAFETY NET HOSPITALS	11.540	5183	41,182,649.00	13,189,453.27	---	27,993,195.73
NON-EMERGENCY TRANSPORT	11.480	5929	24,268,285.00	24,073,520.98	---	194,764.02
SCHOOL DISTRICT CLAIMING	11.595	6226	34,653,770.00	32,625,187.29	---	2,028,582.71
HOSPITAL CARE	11.510	6471	449,088,968.00	448,320,230.74	---	768,737.26
NURSING FACILITIES	11.470	6473	364,298,426.00	364,298,425.11	---	0.89
PHYS PYMTS SAFETY NET	11.515	6660	13,722,792.00	13,722,792.00	---	---
MONITORING PROGRAM	11.510	6739	300,000.00	106,660.10	---	193,339.90
PAGER PILOT	11.510	6745	315,000.00	185,735.00	---	129,265.00
IGT DMH MEDICAID PROGRAM	11.545	7170	472,464,562.00	333,400,571.04	---	139,063,990.96
FQHC DISTRIBUTION	11.520	7933	5,203,372.00	5,203,372.00	---	---

**STATE OF MISSOURI  
SUMMARY OF APPROPRIATION ACTIVITY  
GENERAL FUND - FEDERAL FUNDS  
FOR THE APPROPRIATION YEAR 2018**

	H.B. No.	Appr. No.	Appropriations	Expenditures and Transfers Out	Reappropriations to 2019	Lapse of Appropriations
PHYSICIAN RELATED PROF	11.455	8197	327,763,687.00	327,758,703.75	---	4,983.25
DENTAL	11.460	8199	4,767,348.00	3,978,223.05	---	789,124.95
PREMIUM PAYMENTS	11.465	8201	169,115,248.00	167,571,232.66	---	1,544,015.34
REHAB & SPECIALTY SVS	11.480	8205	177,935,170.00	177,929,784.55	---	5,385.45
SUPPL PYMTS PUBLIC FACLTY	11.475	8236	7,036,964.00	3,562,823.00	---	3,474,141.00
HOSPITAL HEALTH HOMES	11.525	8260	5,208,568.00	3,703,725.37	---	1,504,842.63
GROUND AMBULANCE	11.505	8713	1,985,888.00	---	---	1,985,888.00
COMPLEX REHAB TECH PRDCTS	11.490	8996	7,067,137.00	7,067,136.67	---	0.33
SHOW-ME HLTHY BABIES PRG	11.560	9383	21,248,100.00	20,063,435.17	---	1,184,664.83
Ground Emergency Medical Transport Fund (0422)						
GROUND EMER MED TRANSPORT	11.485	3077	30,875,733.00	---	---	30,875,733.00
GEMT PS	11.400	3100	44,817.00	---	---	44,817.00
GEMT E&E	11.400	3101	5,302.00	---	---	5,302.00
Social Services and Other Sources Fund (0610)						
MO HEALTHNET ADMIN E&E	11.400	0215	3,339,673.00	2,372,726.46	---	966,946.54
WOMEN & MINORITY OUTREACH	11.410	1391	568,625.00	513,902.00	---	54,723.00
TPL CONTRACTS	11.415	1392	3,000,000.00	3,000,000.00	---	---
INFORMATION SYSTEMS	11.420	1439	41,630,907.00	29,381,361.73	---	12,249,545.27
INFO SYS MMIS EE	11.420	4192	12,033,387.00	3,943,199.31	---	8,090,187.69
MO HEALTHNET ADMIN PS	11.400	6378	5,548,030.00	5,447,278.48	---	100,751.52
CLINICAL SRVC MGMT	11.405	6767	12,214,032.00	9,887,805.92	---	2,326,226.08
MONEY FOLLOWS THE PERSON	11.430	8398	532,549.00	368,474.73	---	164,074.27
SHOW-ME HEALTHY BABIES EE	11.560	9389	20,000.00	19,400.00	---	600.00
Federal Stimulus - Social Services Fund (2292)						
HEALTH TECH INCENTIVES	11.425	7962	35,000,000.00	29,660,842.05	---	5,339,157.95
<b><u>DEPARTMENT OF CORRECTIONS</u></b>						
<b><u>Office of the Director</u></b>						
Corrections Fund (0130)						
AMACHI	09.005	4607	71,024.00	71,024.00	---	---
FEDERAL PROGRAMS PS	09.015	8102	2,390,376.00	1,484,563.35	---	905,812.65
FEDERAL PROGRAMS EE	09.015	8103	2,456,446.00	444,338.56	---	2,012,107.44

**Division of Human Services**

Corrections Fund (0130)							
FOOD PURCHASES	09.050	4287	125,000.00	---	---	125,000.00	
Subtotals			10,269,251,783.00	8,770,799,552.19	38,026,762.00	1,460,425,468.81	
<b>Appropriated Transfers Out To:</b>							
General Revenue Fund (0101)	10.070	T047	6,550,000.00	6,550,000.00	---	---	
OA Information Technology Fund (0165)	06.335	T112	2,693,271.00	1,730,000.00	---	963,271.00	
General Revenue Fund (0101)	05.525	T284	4,486,301.00	4,486,301.00	---	---	
General Revenue Fund (0101)	05.525	T285	1,440.00	1,440.00	---	---	
State Retirement Contributions Fund (0701)	05.450	T292	329.00	281.80	---	47.20	
Social Security Contributions Fund (0702)	05.450	T292	32,067,212.00	27,438,878.08	---	4,628,333.92	
State Retirement Contributions Fund (0701)	05.450	T293	1.00	0.66	---	0.34	
Social Security Contributions Fund (0702)	05.450	T293	91,787.00	84,127.10	---	7,659.90	
State Retirement Contributions Fund (0701)	05.465	T296	86,355,893.00	74,505,814.12	---	11,850,078.88	
State Retirement Contributions Fund (0701)	05.465	T297	254,855.00	241,397.44	---	13,457.56	
Missouri Consolidated Health Care Plan							
Benefit Fund (0765)	05.490	T303	97,685,217.00	93,887,261.52	---	3,797,955.48	
Missouri Consolidated Health Care Plan							
Benefit Fund (0765)	05.490	T304	293,754.00	290,088.89	---	3,665.11	
Economic Development Administrative Fund (0547)	07.010	T344	758,600.00	---	---	758,600.00	
Missouri Office of Prosecution Services Fund (0680)	12.185	T465	100,000.00	---	---	100,000.00	
Labor and Industrial Relations Administrative							
Fund (0122)	07.805	T471	4,190,208.00	2,251,109.00	---	1,939,099.00	
Social Services and Other Sources Fund (0610)	05.250	T541	236,908.00	236,908.00	---	---	
General Revenue Fund (0101)	10.075	T545	183,904,519.00	135,841,784.42	---	48,062,734.58	
Budget Reserve Fund (0100)	05.235	T567	6,613,361.00	6,613,361.00	---	---	
Budget Reserve Fund (0100)	05.240	T568	455.00	454.19	---	0.81	
OA Information Technology Fund (0165)	10.015	T640	100,000.00	61,835.74	---	38,164.26	
General Revenue Fund (0101)	05.260	T652	2,142,891.00	2,142,891.00	---	---	
General Revenue Fund (0101)	05.260	T653	214,417.00	214,417.00	---	---	
Labor and Industrial Relations Administrative							
Fund (0122)	07.810	T890	42,815.00	42,815.00	---	---	
Labor and Industrial Relations Administrative							
Fund (0122)	07.810	T891	4,988,766.00	2,487,732.00	---	2,501,034.00	
Economic Development Administrative							
Fund (0547)	07.010	T898	258,746.00	32,820.15	---	225,925.85	
General Revenue Fund (0101)	10.080	T906	50,000,000.00	50,000,000.00	---	---	
Subtotals			484,031,746.00	409,141,718.11	---	74,890,027.89	
Totals			\$ 10,753,283,529.00	\$ 9,179,941,270.30	\$ 38,026,762.00	\$ 1,535,315,496.70	

**STATE OF MISSOURI  
SUMMARY OF APPROPRIATION ACTIVITY  
SPECIAL REVENUE FUNDS  
FOR THE APPROPRIATION YEAR 2018**

	<u>H.B. No.</u>	<u>Appr. No.</u>	<u>Appropriations</u>	<u>Expenditures and Transfers Out</u>	<u>Reappropriations to 2019</u>	<u>Lapse of Appropriations</u>
<b><u>LEGISLATURE</u></b>						
<b><u>Committee on Legislative Research</u></b>						
Statutory Revision Fund (0546)						
LEG RES-PUBLISH STATUTES	12.520	3035	\$ 285,739.00	\$ 12,055.15	\$ ---	\$ 273,683.85
Marital and Family Therapists' Fund (0820)						
MOHLTHNT ACTUARIAL STUDY	12.515	3963	25,000.00	1,092.50	---	23,907.50
<b><u>JUDICIARY</u></b>						
Judiciary Education and Training Fund (0847)						
JUDICIARY LEASING	13.005	6085	125,514.00	122,498.41	---	3,015.59
<b><u>Office of State Courts Administrator</u></b>						
Statewide Court Automation Fund (0270)						
COURT AUTOMATION PS	12.315	0735	1,655,364.00	1,268,608.17	---	386,755.83
COURT AUTOMATION E&E	12.315	3137	3,595,125.00	2,821,048.76	---	774,076.24
Crime Victims' Compensation Fund (0681)						
ICM SUPPORT E&E	12.305	7087	887,200.00	887,199.47	---	0.53
Basic Civil Legal Services Fund (0757)						
BASIC LEGAL SERV CIP-PS	12.310	6845	93,632.00	93,312.00	---	320.00
BASIC LEGAL SERV CIP-EE	12.310	6846	4,866.00	4,547.68	---	318.32
BASIC LEGAL SERVICES	12.310	9167	5,000,000.00	4,582,240.71	---	417,759.29
State Court Administration Revolving Fund (0831)						
STATE COURTS ADMIN E&E	12.305	3031	60,000.00	17,213.18	---	42,786.82
Judiciary Education and Training Fund (0847)						
JUDICIAL TRNG & ED PS	12.325	4186	593,454.00	456,144.96	---	137,309.04
JUDICIAL TRNG & ED E&E	12.325	4187	843,688.00	493,332.87	---	350,355.13
<b><u>Circuit Courts</u></b>						
State Court Administration Revolving Fund (0831)						
CIRCUIT PERSONNEL E&E	12.340	6239	170,000.00	123,168.89	---	46,831.11
Domestic Relations Resolution Fund (0852)						
DOMESTIC RELATIONS	12.350	4173	300,000.00	212,192.85	---	87,807.15

**Legal Defense and Defender**

Legal Defense and Defender Fund (0670)							
PUBLIC DEFENDER COMM PS	12.400	0951	135,187.00	135,088.42	---	98.58	
PUBLIC DEFENDER COMM	12.400	7673	2,850,756.00	1,300,113.58	---	1,550,642.42	

**EXECUTIVE****Governor's Office**

Elevator Safety Fund (0257)						
BOARDS AND COMM OTHER FUNDS	12.007	4035	978.00	978.00	---	---
Gaming Commission Fund (0286)						
BOARDS AND COMM OTHER FUNDS	12.007	4035	6,475.00	6,475.00	---	---
Veterans' Commission Capital Improvement Trust Fund (0304)						
BOARDS AND COMM OTHER FUNDS	12.007	4035	6,475.00	6,475.00	---	---
Division of Credit Unions Fund (0548)						
BOARDS AND COMM OTHER FUNDS	12.007	4035	859.00	859.00	---	---
Division of Finance Fund (0550)						
BOARDS AND COMM OTHER FUNDS	12.007	4035	1,718.00	1,718.00	---	---
Deaf Relay Service and Equipment Distribution Program Fund (0559)						
BOARDS AND COMM OTHER FUNDS	12.007	4035	859.00	859.00	---	---
Insurance Dedicated Fund (0566)						
BOARDS AND COMM OTHER FUNDS	12.007	4035	1,718.00	1,718.00	---	---
Chemical Emergency Preparedness Fund (0587)						
BOARDS AND COMM OTHER FUNDS	12.007	4035	627.00	627.00	---	---
Boiler and Pressure Vessels Safety Fund (0744)						
BOARDS AND COMM OTHER FUNDS	12.007	4035	627.00	627.00	---	---
Missouri Explosives Safety Act Administration Fund (0804)						
BOARDS AND COMM OTHER FUNDS	12.007	4035	277.00	277.00	---	---
Guaranty Agency Operating Fund (0880)						
CONSTITUENT SERV OTHER FUNDS	12.006	4014	1,147.00	891.33	---	255.67
BOARDS AND COMM OTHER FUNDS	12.007	4035	344.00	344.00	---	---
Agriculture Protection Fund (0970)						
CONSTITUENT SERV OTHER FUNDS	12.006	4014	2,569.00	2,015.24	---	553.76
COO OTHER FUNDS	12.008	4029	917.00	912.48	---	4.52
BOARDS AND COMM OTHER FUNDS	12.007	4035	7,730.00	7,730.00	---	---

**Secretary of State**

Secretary of State's Technology Trust Account Fund (0266)						
SEC OF STATE PS	12.025	2221	376,017.00	195,318.50	---	180,698.50

**STATE OF MISSOURI  
SUMMARY OF APPROPRIATION ACTIVITY  
SPECIAL REVENUE FUNDS  
FOR THE APPROPRIATION YEAR 2018**

	<u>H.B. No.</u>	<u>Appr. No.</u>	<u>Appropriations</u>	<u>Expenditures and Transfers Out</u>	<u>Reappropriations to 2019</u>	<u>Lapse of Appropriations</u>
SEC OF STATE E&E	12.025	2222	3,161,180.00	2,415,587.93	---	745,592.07
SEC OF STATE STATE OWNED	13.010	7774	6,299.00	6,299.00	---	---
Local Records Preservation Fund (0577)						
SEC OF STATE LEASING	13.005	6081	2,092.00	1,996.00	---	96.00
SEC OF STATE STATE OWNED	13.010	7775	5,109.00	5,109.00	---	---
<b><u>Record Services</u></b>						
Local Records Preservation Fund (0577)						
SEC OF STATE PS	12.025	9491	1,030,039.00	490,273.64	---	539,765.36
SEC OF STATE E&E	12.025	9492	319,969.00	35,621.07	---	284,347.93
LOCAL RECORDS GRANTS	12.080	9835	400,000.00	108,758.72	---	291,241.28
Missouri State Archives - St. Louis Trust Fund (0770)						
DOCUMENT PRESERVATION	12.085	0781	1.00	---	---	1.00
State Document Preservation Fund (0836)						
DOCUMENT PRESERVATION E&E	12.085	3994	25,000.00	---	---	25,000.00
<b><u>State Auditor</u></b>						
Conservation Commission Fund (0609)						
STATE AUDITOR PS	12.115	2209	45,743.00	45,641.67	---	101.33
STATE AUDITOR E&E	12.115	2211	2,611.00	2,590.85	---	20.15
Parks Sales Tax Fund (0613)						
STATE AUDITOR PS	12.115	0059	22,847.00	22,805.76	---	41.24
Soil and Water Sales Tax Fund (0614)						
STATE AUDITOR PS	12.115	0060	22,038.00	22,016.25	---	21.75
<b><u>State Treasurer</u></b>						
Treasurer's Information Fund (0255)						
TREASURER'S INFO FUND	12.120	0747	8,000.00	86.28	---	7,913.72
<b><u>Attorney General</u></b>						
Gaming Commission Fund (0286)						
ATTORNEY GENERAL PS	12.165	2314	114,640.00	114,640.00	---	---
ATTORNEY GENERAL E&E	12.165	3333	30,747.00	27,760.65	---	2,986.35

Natural Resources Protection - Water Pollution							
Permit Fee Subaccount Fund (0568)							
ATTORNEY GENERAL PS	12.165	1521	38,864.00	38,864.00	---	---	
ATTORNEY GENERAL E&E	12.165	1522	4,715.00	4,715.00	---	---	
ATTORNEY GENERAL ST OWNED	13.010	7782	8,977.00	8,976.72	---		0.28
Solid Waste Management Fund (0570)							
ATTORNEY GENERAL PS	12.165	1523	38,864.00	38,864.00	---	---	
ATTORNEY GENERAL E&E	12.165	1524	5,215.00	5,215.00	---	---	
Motor Vehicle Commission Fund (0588)							
ATTORNEY GENERAL PS	12.165	9618	40,252.00	34,874.61	---		5,377.39
ATTORNEY GENERAL E&E	12.165	9619	11,300.00	10,887.20	---		412.80
Health Spa Regulatory Fund (0589)							
ATTORNEY GENERAL E&E	12.165	0806	5,000.00	5,000.00	---	---	
Natural Resources Protection - Air Pollution							
Permit Fee Subaccount Fund (0594)							
ATTORNEY GENERAL PS	12.165	1525	38,832.00	38,832.00	---	---	
ATTORNEY GENERAL E&E	12.165	1526	4,715.00	4,715.00	---	---	
Soil and Water Sales Tax Fund (0614)							
ATTORNEY GENERAL PS	12.165	1527	12,948.00	12,948.00	---	---	
ATTORNEY GENERAL E&E	12.165	1528	2,267.00	2,267.00	---	---	
Workers' Compensation Fund (0652)							
ATTORNEY GENERAL PS	12.165	2316	279,687.00	64,786.77	---		214,900.23
ATTORNEY GENERAL LEASING	13.005	3188	81,085.00	81,046.56	---		38.44
ATTORNEY GENERAL E&E	12.165	7588	204,053.00	31,329.56	---		172,723.44
ATTORNEY GENERAL ST OWNED	13.010	7783	29,929.00	29,928.68	---		0.32
Workers' Compensation - Second Injury Fund (0653)							
ATTORNEY GENERAL LEASING	13.005	3189	81,085.00	81,046.57	---		38.43
ATTORNEY GENERAL PS	12.165	4011	2,072,901.00	2,003,394.70	---		69,506.30
ATTORNEY GENERAL E&E	12.165	4012	1,068,526.00	736,138.40	---		332,387.60
ATTORNEY GENERAL ST OWNED	13.010	7784	29,929.00	29,928.68	---		0.32
Hazardous Waste Fund (0676)							
ATTORNEY GENERAL PS	12.165	1556	299,104.00	299,104.00	---	---	
ATTORNEY GENERAL E&E	12.165	1557	14,880.00	14,880.00	---	---	
ATTORNEY GENERAL LEASING	13.005	2005	7,017.00	6,314.40	---		702.60
ATTORNEY GENERAL ST OWNED	13.010	7786	8,977.00	8,976.72	---		0.28
Safe Drinking Water Fund (0679)							
ATTORNEY GENERAL PS	12.165	1558	12,980.00	12,980.00	---	---	
ATTORNEY GENERAL E&E	12.165	1559	2,265.00	2,265.00	---	---	
Missouri Office of Prosecution Services Fund (0680)							
ATTORNEY GENERAL LEASING	13.005	2022	34,828.00	34,244.01	---		583.99
Attorney General Trust Fund (0794)							
ATTY GENERAL TRUST E&E	12.190	7053	4,000,000.00	271,633.52	---		3,728,366.48



**STATE OF MISSOURI  
SUMMARY OF APPROPRIATION ACTIVITY  
SPECIAL REVENUE FUNDS  
FOR THE APPROPRIATION YEAR 2018**

	<u>H.B. No.</u>	<u>Appr. No.</u>	<u>Appropriations</u>	<u>Expenditures and Transfers Out</u>	<u>Reappropriations to 2019</u>	<u>Lapse of Appropriations</u>
Inmate Incarceration Reimbursement Act Revolving Fund (0828)						
ATTORNEY GENERAL E&E	12.165	4183	45,640.00	8,860.61	---	36,779.39
ATTORNEY GENERAL PS	12.165	4204	98,162.00	59,900.81	---	38,261.19
ATTORNEY GENERAL ST OWNED	13.010	7787	8,977.00	8,976.72	---	0.28
Mined Land Reclamation Fund (0906)						
ATTORNEY GENERAL PS	12.165	1560	12,948.00	12,948.00	---	---
ATTORNEY GENERAL E&E	12.165	1561	2,262.00	2,262.00	---	---
<b><u>Missouri Office of Prosecution Services</u></b>						
Missouri Office of Prosecution Services Fund (0680)						
OFFICE OF PROS SVS PS	12.180	7337	325,759.00	217,289.70	---	108,469.30
OFFICE OF PROS SVS E&E	12.180	7338	1,713,795.00	389,125.06	---	1,324,669.94
Missouri Office of Prosecution Services Revolving Fund (0844)						
OFFICE OF PROS SVS PS	12.180	3026	80,000.00	79,999.92	---	0.08
OFFICE OF PROS SVS E&E	12.180	4106	70,000.00	69,701.01	---	298.99
<b><u>OFFICE OF ADMINISTRATION</u></b>						
Agriculture Protection Fund (0970)						
CONTRACT REVIEW-OTHER FUNDS	05.007	3321	1,572.00	1,527.44	---	44.56
<b><u>Division of Accounting</u></b>						
Secretary of State's Technology Trust Account Fund (0266)						
UNEMPLOYMENT BENEFITS OTH	05.480	8643	10,000.00	---	---	10,000.00
Nursing Facility Quality of Care Fund (0271)						
UNEMPLOYMENT BENEFITS OTH	05.480	6341	2,647.00	155.10	---	2,491.90
Division of Tourism Supplemental Revenue Fund (0274)						
UNEMPLOYMENT BENEFITS OTH	05.480	6971	1,151.00	1,150.00	---	1.00
Health Initiatives Fund (0275)						
UNEMPLOYMENT BENEFITS OTH	05.480	5990	1,748.00	417.70	---	1,330.30
TEACHER RETIREMENT CONTR	05.475	6105	500.00	---	---	500.00

Gaming Commission Fund (0286)							
UNEMPLOYMENT BENEFITS OTH	05.480	6671	4,689.00	877.95	---	---	3,811.05
Mental Health Earnings Fund (0288)							
UNEMPLOYMENT BENEFITS OTH	05.480	8132	1,000.00	---	---	---	1,000.00
Animal Care Reserve Fund (0295)							
UNEMPLOYMENT BENEFITS OTH	05.480	6672	1,708.00	---	---	---	1,708.00
Missouri Public Health Services Fund (0298)							
UNEMPLOYMENT BENEFITS OTH	05.480	2310	3,816.00	137.73	---	---	3,678.27
Veterans' Commission Capital Improvement Trust Fund (0304)							
UNEMPLOYMENT BENEFITS OTH	05.480	6893	9,717.00	960.00	---	---	8,757.00
Commodity Council Merchandising Fund (0406)							
UNEMPLOYMENT BENEFITS OTH	05.480	7029	1,488.00	---	---	---	1,488.00
Division of Alcohol and Tobacco Control Fund (0544)							
UNEMPLOYMENT BENEFITS OTH	05.480	1319	925.00	---	---	---	925.00
Insurance Examiners Fund (0552)							
UNEMPLOYMENT BENEFITS OTH	05.480	6674	820.00	---	---	---	820.00
Professional and Practical Nursing Student Loan and Nurse Loan Repayment Fund (0565)							
UNEMPLOYMENT BENEFITS OTH	05.480	4489	89.00	---	---	---	89.00
Insurance Dedicated Fund (0566)							
UNEMPLOYMENT BENEFITS OTH	05.480	6002	15,852.00	8,231.98	---	---	7,620.02
Natural Resources Protection - Water Pollution Permit Fee Subaccount Fund (0568)							
UNEMPLOYMENT BENEFITS OTH	05.480	6797	2,237.00	1,355.35	---	---	881.65
Solid Waste Management Fund (0570)							
UNEMPLOYMENT BENEFITS OTH	05.480	6675	2,260.00	24.13	---	---	2,235.87
Chemical Emergency Preparedness Fund (0587)							
UNEMPLOYMENT BENEFITS OTH	05.480	3006	1,967.00	---	---	---	1,967.00
Motor Vehicle Commission Fund (0588)							
UNEMPLOYMENT BENEFITS OTH	05.480	6718	2,512.00	---	---	---	2,512.00
Natural Resources Protection - Air Pollution Permit Fee Subaccount Fund (0594)							
UNEMPLOYMENT BENEFITS OTH	05.480	6154	57.00	55.68	---	---	1.32
Public Service Commission Fund (0607)							
UNEMPLOYMENT BENEFITS OTH	05.480	6343	1,394.00	---	---	---	1,394.00
Conservation Commission Fund (0609)							
UNEMPLOYMENT BENEFITS OTH	05.480	2240	134,264.00	57,894.98	---	---	76,369.02
Parks Sales Tax Fund (0613)							
UNEMPLOYMENT BENEFITS OTH	05.480	6237	167,239.00	70,111.45	---	---	97,127.55
Soil and Water Sales Tax Fund (0614)							
UNEMPLOYMENT BENEFITS OTH	05.480	6238	3,760.00	---	---	---	3,760.00

**STATE OF MISSOURI  
SUMMARY OF APPROPRIATION ACTIVITY  
SPECIAL REVENUE FUNDS  
FOR THE APPROPRIATION YEAR 2018**

	<u>H.B. No.</u>	<u>Appr. No.</u>	<u>Appropriations</u>	<u>Expenditures and Transfers Out</u>	<u>Reappropriations to 2019</u>	<u>Lapse of Appropriations</u>
Social Services Educational Improvement Fund (0620)						
TEACHER RETIREMENT CONTR	05.475	3440	1,500.00	---	---	1,500.00
UNEMPLOYMENT BENEFITS OTH	05.480	6003	10,218.00	3,524.18	---	6,693.82
Board of Registration for Healing Arts Fund (0634)						
UNEMPLOYMENT BENEFITS OTH	05.480	8161	3,500.00	---	---	3,500.00
State Board of Nursing Fund (0635)						
UNEMPLOYMENT BENEFITS OTH	05.480	6799	220.00	219.00	---	1.00
Board of Pharmacy Fund (0637)						
UNEMPLOYMENT BENEFITS OTH	05.480	8133	4,500.00	---	---	4,500.00
Real Estate Commission Fund (0638)						
UNEMPLOYMENT BENEFITS OTH	05.480	0790	1,993.00	---	---	1,993.00
State Highways and Transportation Department Fund (0644)						
HWY PATROL UNEMPLOY	05.485	6365	144,942.00	15,176.11	---	129,765.89
Grain Inspection Fees Fund (0647)						
UNEMPLOYMENT BENEFITS OTH	05.480	6004	15,990.00	2,767.65	---	13,222.35
Workers' Compensation Fund (0652)						
UNEMPLOYMENT BENEFITS OTH	05.480	6005	10,287.00	3,447.21	---	6,839.79
Workers' Compensation - Second Injury Fund (0653)						
UNEMPLOYMENT BENEFITS OTH	05.480	6346	2,977.00	---	---	2,977.00
Groundwater Protection Fund (0660)						
UNEMPLOYMENT BENEFITS OTH	05.480	6347	18.00	---	---	18.00
Petroleum Inspection Fund (0662)						
UNEMPLOYMENT BENEFITS OTH	05.480	3763	6,350.00	---	---	6,350.00
Legal Defense and Defender Fund (0670)						
UNEMPLOYMENT BENEFITS OTH	05.480	6749	1,403.00	---	---	1,403.00
Criminal Record System Fund (0671)						
UNEMPLOYMENT BENEFITS OTH	05.480	8228	4,753.00	4,752.00	---	1.00
Hazardous Waste Fund (0676)						
UNEMPLOYMENT BENEFITS OTH	05.480	6151	6.00	---	---	6.00

State Board for Architects, Professional Engineers,  
Land Surveyors and Landscape Architects  
Fund (0678)

UNEMPLOYMENT BENEFITS OTH	05.480	9199	850.00	---	---	850.00
Safe Drinking Water Fund (0679)						
UNEMPLOYMENT BENEFITS OTH	05.480	7080	2,200.00	1,234.32	---	965.68
Missouri Office of Prosecution Services Fund (0680)						
UNEMPLOYMENT BENEFITS OTH	05.480	8229	1,750.00	---	---	1,750.00
Crime Victims' Compensation Fund (0681)						
UNEMPLOYMENT BENEFITS OTH	05.480	7513	1,600.00	---	---	1,600.00
Missouri Rx Plan Fund (0779)						
UNEMPLOYMENT BENEFITS OTH	05.480	3012	38.00	36.74	---	1.26
Economic Development Advancement Fund (0783)						
UNEMPLOYMENT BENEFITS OTH	05.480	7475	2,879.00	---	---	2,879.00
Early Childhood Development, Education and Care Fund (0859)						
UNEMPLOYMENT BENEFITS OTH	05.480	4268	261.00	---	---	261.00
Guaranty Agency Operating Fund (0880)						
UNEMPLOYMENT BENEFITS OTH	05.480	6357	2,500.00	---	---	2,500.00
Missouri National Guard Trust Fund (0900)						
UNEMPLOYMENT BENEFITS OTH	05.480	1157	1,404.00	---	---	1,404.00
Special Employment Security Fund (0949)						
UNEMPLOYMENT BENEFITS OTH	05.480	6750	1,100.00	---	---	1,100.00
Aviation Trust Fund (0952)						
UNEMPLOYMENT BENEFITS OTH	05.480	8162	5,750.00	---	---	5,750.00
Unemployment Automation Fund (0953)						
UNEMPLOYMENT BENEFITS OTH	05.480	4277	10,688.00	10,687.56	---	0.44
Ambulance Service Reimbursement Allowance Fund (0958)						
UNEMPLOYMENT BENEFITS OTH	05.480	8880	1.00	0.78	---	0.22
Agriculture Protection Fund (0970)						
UNEMPLOYMENT BENEFITS OTH	05.480	8135	3,500.00	91.41	---	3,408.59

**Information Technology Services Division**

Elevator Safety Fund (0257)						
DPS IT PROJECTS-OTHER FUNDS	05.022	3555	1.00	---	---	1.00
DPS CON IT E&E-OTHER FUNDS	05.021	3876	16,689.00	12,154.35	---	4,534.65
DPS IT PROJECTS PS-OTHER FUNDS	05.022	4430	77,500.00	48,446.23	---	29,053.77
Missouri Arts Council Trust Fund (0262)						
DED IT CONSOLIDATION E&E	05.021	1297	12,480.00	2,428.39	---	10,051.61
DED IT PROJ EE-NC OTHER FUNDS	05.022	4568	28,000.00	28,000.00	---	---

**STATE OF MISSOURI  
SUMMARY OF APPROPRIATION ACTIVITY  
SPECIAL REVENUE FUNDS  
FOR THE APPROPRIATION YEAR 2018**

	<u>H.B. No.</u>	<u>Appr. No.</u>	<u>Appropriations</u>	<u>Expenditures and Transfers Out</u>	<u>Reappropriations to 2019</u>	<u>Lapse of Appropriations</u>
Missouri Commission for the Deaf Board of Certification of Interpreters Fund (0264)						
DESE CON IT PS-OTHER FUNDS	05.021	3850	2,651.00	29.72	---	2,621.28
DESE CON IT E&E-OTHER FUNDS	05.021	3851	3,998.00	---	---	3,998.00
DESE IT PRJETS PS-OTHER FUNDS	05.022	4427	17,500.00	748.80	---	16,751.20
Missouri Air Emission Reduction Fund (0267)						
DNR CON IT E&E-OTHER FUNDS	05.021	3867	9,004.00	4,148.83	---	4,855.17
Nursing Facility Quality of Care Fund (0271)						
DHSS IT PROJECTS-OTHER FUNDS	05.022	3567	1.00	---	---	1.00
DHSS CON IT E&E-OTHER FUNDS	05.021	3885	425,940.00	394,337.23	---	31,602.77
Division of Tourism Supplemental Revenue Fund (0274)						
DED IT CONSOLIDATION E&E	05.021	1303	55,477.00	16,859.14	---	38,617.86
DED IT PROJ EE-NC OTHER FUNDS	05.022	4568	1.00	---	---	1.00
Health Initiatives Fund (0275)						
DHSS CON IT E&E-OTHER FUNDS	05.021	3885	116,513.00	40,060.09	---	76,452.91
DSS CON IT PS-OTHER FUNDS	05.021	3886	4.00	---	---	4.00
DSS CON IT E&E-OTHER FUNDS	05.021	3888	66.00	---	---	66.00
Lottery Proceeds Fund (0291)						
DESE IT PROJECTS-OTHER FUNDS	05.022	3527	1.00	---	---	1.00
DESE CON IT E&E-OTHER FUNDS	05.021	3851	97,123.00	83,468.27	---	13,654.73
Animal Health Laboratory Fee Fund (0292)						
MDA CON IT E&E-OTHER FUNDS	05.021	3865	5,924.00	1,588.12	---	4,335.88
Mammography Fund (0293)						
DHSS CON IT E&E-OTHER FUNDS	05.021	3885	4,636.00	2,925.81	---	1,710.19
Animal Care Reserve Fund (0295)						
MDA IT PROJECTS-OTHER FUNDS	05.022	3531	1.00	---	---	1.00
MDA CON IT E&E-OTHER FUNDS	05.021	3865	9,406.00	4,409.06	---	4,996.94
Elderly Home-Delivered Meals Trust Fund (0296)						
DOR IT PROJECTS-OTHER FUNDS	05.022	3529	1.00	---	---	1.00
DOR CON IT E&E-OTHER FUNDS	05.021	3855	10,969.00	8,776.32	---	2,192.68
Missouri Public Health Services Fund (0298)						
DHSS CON IT PS-OTHER FUNDS	05.021	3881	170,946.00	12,719.14	---	158,226.86
DHSS CON IT E&E-OTHER FUNDS	05.021	3885	741,217.00	655,342.06	---	85,874.94
DHSS IT PRJETS PS-OTHER FUNDS	05.022	4428	66,000.00	58,130.18	---	7,869.82

Livestock Brands Fund (0299)							
MDA CON IT E&E-OTHER FUNDS	05.021	3865	2,997.00	---	---	2,997.00	
Veterans' Commission Capital Improvement Trust Fund (0304)							
DPS IT PROJECTS EE-OTHER FUNDS	05.022	3555	22,252.00	22,129.34	---	122.66	
DPS CON IT E&E-OTHER FUNDS	05.021	3876	169,868.00	148,548.64	---	21,319.36	
Commodity Council Merchandising Fund (0406)							
MDA CON IT E&E-OTHER FUNDS	05.021	3865	875.00	384.29	---	490.71	
Division of Alcohol and Tobacco Control Fund (0544)							
DPS CON IT PS-OTHER FUNDS	05.021	3874	53,074.00	30,489.67	---	22,584.33	
DPS CON IT E&E-OTHER FUNDS	05.021	3876	84,999.00	49,248.65	---	35,750.35	
DPS IT PROJECTS PS-OTHER FUNDS	05.022	4430	291,000.00	202,212.95	---	88,787.05	
Division of Credit Unions Fund (0548)							
DIFP CON IT E&E-OTHER FUNDS	05.021	3871	23,594.00	22,105.05	---	1,488.95	
Division of Finance Fund (0550)							
DIFP CON IT PS-OTHER FUNDS	05.021	3870	33,700.00	10,785.99	---	22,914.01	
DIFP CON IT E&E-OTHER FUNDS	05.021	3871	158,268.00	128,063.30	---	30,204.70	
DIFP IT PRJECTS PS-OTHER FUNDS	05.022	4435	25,000.00	9,979.25	---	15,020.75	
Insurance Examiners Fund (0552)							
DIFP CON IT E&E-OTHER FUNDS	05.021	3871	140,328.00	135,309.28	---	5,018.72	
Natural Resources Protection Fund (0555)							
DNR CON IT E&E-OTHER FUNDS	05.021	3867	2,418.00	1,143.49	---	1,274.51	
Deaf Relay Service and Equipment Distribution Program Fund (0559)							
DESE CON IT E&E-OTHER FUNDS	05.021	3851	12,989.00	---	---	12,989.00	
Professional and Practical Nursing Student Loan and Nurse Loan Repayment Fund (0565)							
DHSS CON IT PS-OTHER FUNDS	05.021	3881	1,545.00	---	---	1,545.00	
DHSS CON IT E&E-OTHER FUNDS	05.021	3885	5,594.00	4,073.38	---	1,520.62	
Insurance Dedicated Fund (0566)							
DIFP CON IT PS-OTHER FUNDS	05.021	3870	417,922.00	256,840.57	---	161,081.43	
DIFP CON IT E&E-OTHER FUNDS	05.021	3871	401,043.00	269,927.73	---	131,115.27	
DIFP IT PRJECTS PS-OTHER FUNDS	05.022	4435	110,000.00	101,118.33	---	8,881.67	
Natural Resources Protection - Water Pollution Permit Fee Subaccount Fund (0568)							
DNR CON IT E&E-OTHER FUNDS	05.021	3867	92,767.00	45,159.14	---	47,607.86	
Solid Waste Management - Scrap Tire Subaccount Fund (0569)							
DNR CON IT E&E-OTHER FUNDS	05.021	3867	5,893.00	2,859.75	---	3,033.25	
Solid Waste Management Fund (0570)							
DNR CON IT E&E-OTHER FUNDS	05.021	3867	18,189.00	8,586.07	---	9,602.93	
Metallic Minerals Waste Management Fund (0575)							
DNR CON IT E&E-OTHER FUNDS	05.021	3867	74.00	69.07	---	4.93	

**STATE OF MISSOURI  
SUMMARY OF APPROPRIATION ACTIVITY  
SPECIAL REVENUE FUNDS  
FOR THE APPROPRIATION YEAR 2018**

	<u>H.B. No.</u>	<u>Appr. No.</u>	<u>Appropriations</u>	<u>Expenditures and Transfers Out</u>	<u>Reappropriations to 2019</u>	<u>Lapse of Appropriations</u>
Livestock Sales and Markets Fees Fund (0581) MDA CON IT E&E-OTHER FUNDS	05.021	3865	259.00	---	---	259.00
Natural Resources Protection - Air Pollution Asbestos Fee Subaccount Fund (0584) DNR CON IT E&E-OTHER FUNDS	05.021	3867	2,840.00	1,389.50	---	1,450.50
Underground Storage Tank Regulation Program Fund (0586) DNR CON IT E&E-OTHER FUNDS	05.021	3867	2,335.00	1,103.16	---	1,231.84
Chemical Emergency Preparedness Fund (0587) DPS CON IT E&E-OTHER FUNDS	05.021	3876	11,424.00	991.38	---	10,432.62
Motor Vehicle Commission Fund (0588) DOR CON IT PS-OTHER FUNDS	05.021	3854	65,010.00	35,043.55	---	29,966.45
DOR CON IT E&E-OTHER FUNDS	05.021	3855	42,804.00	24,943.35	---	17,860.65
DOR IT PROJECTS PS-OTHER FUNDS	05.022	4436	3,000.00	78.89	---	2,921.11
Natural Resources Protection - Air Pollution Permit Fee Subaccount Fund (0594) DNR CON IT E&E-OTHER FUNDS	05.021	3867	79,400.00	50,859.97	---	28,540.03
Conservation Commission Fund (0609) DOR CON IT E&E-OTHER FUNDS	05.021	3855	33,197.00	26,558.88	---	6,638.12
Parks Sales Tax Fund (0613) DNR CON IT E&E-OTHER FUNDS	05.021	3867	316,844.00	218,877.09	---	97,966.91
Soil and Water Sales Tax Fund (0614) DNR CON IT E&E-OTHER FUNDS	05.021	3867	186,693.00	153,392.04	---	33,300.96
Livestock Dealer Law Enforcement and Administration Fund (0624) MDA CON IT E&E-OTHER FUNDS	05.021	3865	94.00	---	---	94.00
State Highways and Transportation Department Fund (0644) DMH IT PROJECTS-OTHER FUNDS	05.022	3558	1.00	---	---	1.00
DOR CON IT PS-OTHER FUNDS	05.021	3854	840,247.00	808,083.44	---	32,163.56
DOR CON IT E&E-OTHER FUNDS	05.021	3855	1,902,387.00	1,635,427.20	---	266,959.80
DOR IT PROJECTS PS-OTHER FUNDS	05.022	4436	72,000.00	16,598.87	---	55,401.13
Milk Inspection Fees Fund (0645) MDA CON IT E&E-OTHER FUNDS	05.021	3865	4,960.00	---	---	4,960.00

Health and Senior Services Document							
Services Fund (0646)							
DHSS CON IT PS-OTHER FUNDS	05.021	3881	30,017.00	---	---	---	30,017.00
DHSS CON IT E&E-OTHER FUNDS	05.021	3885	42,162.00	102.84	---	---	42,059.16
Grain Inspection Fees Fund (0647)							
MDA CON IT E&E-OTHER FUNDS	05.021	3865	33,844.00	10,795.27	---	---	23,048.73
Workers' Compensation Fund (0652)							
DOLIR IT PROJECTS-OTHER FUNDS	05.022	3554	16,584.00	6,636.36	---	---	9,947.64
DOLIR CON IT PS-OTHER FUNDS	05.021	3872	50,000.00	28,956.92	---	---	21,043.08
DOLIR CON IT E&E-OTHER FUNDS	05.021	3873	3,207,876.00	166,490.26	---	---	3,041,385.74
DOLIR IT PRJCTS PS-OTHER FUNDS	05.022	4437	50,000.00	45,445.25	---	---	4,554.75
Groundwater Protection Fund (0660)							
DNR CON IT E&E-OTHER FUNDS	05.021	3867	9,300.00	4,433.68	---	---	4,866.32
Petroleum Inspection Fund (0662)							
MDA CON IT PS-OTHER FUNDS	05.021	3863	1.00	---	---	---	1.00
Missouri Land Survey Fund (0668)							
MDA CON IT PS-OTHER FUNDS	05.021	3863	24,500.00	---	---	---	24,500.00
MDA CON IT E&E-OTHER FUNDS	05.021	3865	153,284.00	17,917.51	---	---	135,366.49
MDA IT PROJECTS PS-OTHER FUNDS	05.022	4429	1,000.00	---	---	---	1,000.00
Hazardous Waste Fund (0676)							
DNR CON IT E&E-OTHER FUNDS	05.021	3867	20,165.00	9,404.57	---	---	10,760.43
DHSS CON IT E&E-OTHER FUNDS	05.021	3885	9,271.00	9,271.00	---	---	---
Safe Drinking Water Fund (0679)							
DHSS IT PRJECTS EE-OTHER FUNDS	05.022	3567	13,900.00	13,900.00	---	---	---
DNR CON IT E&E-OTHER FUNDS	05.021	3867	58,371.00	28,373.36	---	---	29,997.64
DHSS CON IT PS-OTHER FUNDS	05.021	3881	1.00	---	---	---	1.00
DHSS CON IT E&E-OTHER FUNDS	05.021	3885	42,303.00	20,018.95	---	---	22,284.05
Crime Victims' Compensation Fund (0681)							
DPS CON IT PS-OTHER FUNDS	05.021	3874	2,472.00	1,864.45	---	---	607.55
DPS CON IT E&E-OTHER FUNDS	05.021	3876	25,539.00	11,560.49	---	---	13,978.51
DPS IT PROJECTS PS-OTHER FUNDS	05.022	4430	51,700.00	48,346.33	---	---	3,353.67
Agriculture Business Development Fund (0683)							
MDA CON IT E&E-OTHER FUNDS	05.021	3865	2,490.00	---	---	---	2,490.00
Children's Trust Fund (0694)							
OA CON IT E&E-OTHER FUNDS	05.021	3861	4,199.00	2,981.38	---	---	1,217.62
Proprietary School Certification Fund (0729)							
DHE IT PROJECTS-OTHER FUNDS	05.022	3528	1.00	---	---	---	1.00
DHE CON IT PS-OTHER FUNDS	05.021	3852	13,423.00	---	---	---	13,423.00
DHE CON IT E&E-OTHER FUNDS	05.021	3853	45,999.00	45,261.55	---	---	737.45
DHE IT PROJECTS PS-OTHER FUNDS	05.022	4438	1,000.00	---	---	---	1,000.00
Boiler and Pressure Vessels Safety Fund (0744)							
DPS CON IT E&E-OTHER FUNDS	05.021	3876	14,519.00	1,147.74	---	---	13,371.26
Missouri Rx Plan Fund (0779)							
DSS CON IT E&E-OTHER FUNDS	05.021	3888	14,999.00	---	---	---	14,999.00



**STATE OF MISSOURI  
SUMMARY OF APPROPRIATION ACTIVITY  
SPECIAL REVENUE FUNDS  
FOR THE APPROPRIATION YEAR 2018**

	<u>H.B. No.</u>	<u>Appr. No.</u>	<u>Appropriations</u>	<u>Expenditures and Transfers Out</u>	<u>Reappropriations to 2019</u>	<u>Lapse of Appropriations</u>
Putative Father Registry Fund (0780) DHSS CON IT E&E-OTHER FUNDS	05.021	3885	12,299.00	3,429.59	---	8,869.41
Geologic Resources Fund (0801) DNR CON IT E&E-OTHER FUNDS	05.021	3867	1,446.00	780.72	---	665.28
Organ Donor Program Fund (0824) DHSS CON IT E&E-OTHER FUNDS	05.021	3885	271,999.00	24,734.88	---	247,264.12
DHSS IT PRJETS PS-OTHER FUNDS	05.022	4428	5,000.00	2,993.24	---	2,006.76
Child Labor Enforcement Fund (0826) DOLIR CON IT E&E-OTHER FUNDS	05.021	3873	14,994.00	43.24	---	14,950.76
Early Childhood Development, Education and Care Fund (0859) DHSS CON IT E&E-OTHER FUNDS	05.021	3885	23,848.00	10,491.27	---	13,356.73
DSS CON IT PS-OTHER FUNDS	05.021	3886	1.00	---	---	1.00
Guaranty Agency Operating Fund (0880) DHE IT PROJECTS EE-OTHER FUNDS	05.022	3528	16,250.00	---	---	16,250.00
DHE CON IT PS-OTHER FUNDS	05.021	3852	463,303.00	157,014.89	---	306,288.11
DHE CON IT E&E-OTHER FUNDS	05.021	3853	231,779.00	101,356.91	---	130,422.09
DHE IT PROJECTS PS-OTHER FUNDS	05.022	4438	140,000.00	79,951.45	---	60,048.55
Dry-Cleaning Environmental Response Trust Fund (0898) DNR CON IT E&E-OTHER FUNDS	05.021	3867	441.00	208.61	---	232.39
Agriculture Development Fund (0904) MDA CON IT E&E-OTHER FUNDS	05.021	3865	879.00	---	---	879.00
Mined Land Reclamation Fund (0906) DNR CON IT E&E-OTHER FUNDS	05.021	3867	3,445.00	1,648.62	---	1,796.38
Special Employment Security Fund (0949) DOLIR CON IT E&E-OTHER FUNDS	05.021	3873	109,998.00	280.41	---	109,717.59
Unemployment Automation Fund (0953) DOLIR IT PRJCTS EE-OTHER FUNDS	05.022	3554	8,713,702.00	5,909,557.57	---	2,804,144.43
DOLIR CON IT PS-OTHER FUNDS	05.021	3872	105,140.00	69,528.45	---	35,611.55
DOLIR IT PRJCTS PS-OTHER FUNDS	05.022	4437	616,000.00	535,864.71	---	80,135.29
DOLIR IT CNSL COMP SYSTEM	05.021	4446	3,389,685.00	21,906.16	---	3,367,778.84
Agriculture Protection Fund (0970) MDA IT PROJECTS-OTHER FUNDS	05.022	3531	94,778.00	38,376.36	---	56,401.64
MDA CON IT PS-OTHER FUNDS	05.021	3863	46,444.00	---	---	46,444.00

MDA CON IT E&E-OTHER FUNDS	05.021	3865	31,124.00	30,753.01	---	370.99
MDA IT PROJECTS PS-OTHER FUNDS	05.022	4429	21,900.00	3,505.19	---	18,394.81

**Division of Facilities Management,  
Design and Construction**

State Capitol Commission Fund (0745) 2ND STATE CAPITOL COMM	05.060	6364	25,000.00	---	---	25,000.00
--	--------	------	-----------	-----	-----	-----------

**Division of General Services**

Conservation Commission Fund (0609) WORKERS' COMP & SIF TAX	05.530	3439	87,000.00	87,000.00	---	---
WORKERS' COMPENSATION	05.520	4542	1,200,000.00	913,262.42	---	286,737.58

**Children's Trust Fund**

Children's Trust Fund (0694) CTF PROGRAMS	05.140	5608	2,800,000.00	1,552,404.87	---	1,247,595.13
OA STATE OWNED	13.010	7675	13,059.00	13,058.84	---	0.16
CHILDREN'S TRUST FUND PS	05.140	8371	222,996.00	214,613.94	---	8,382.06
CHILDREN'S TRUST FUND E&E	05.140	8372	112,092.00	72,903.62	---	39,188.38

**DEPARTMENT OF AGRICULTURE**

Animal Health Laboratory Fee Fund (0292) AGRICULTURE STATE OWNED	13.010	7808	30,203.00	30,202.84	---	0.16
Animal Care Reserve Fund (0295) AGRICULTURE STATE OWNED	13.010	7678	3,189.00	3,189.00	---	---
Commodity Council Merchandising Fund (0406) AGRICULTURE STATE OWNED	13.010	7679	3,045.00	3,044.96	---	0.04
Milk Inspection Fees Fund (0645) AGRICULTURE STATE OWNED	13.010	7681	4,112.00	4,111.92	---	0.08
Grain Inspection Fees Fund (0647) AGRICULTURE LEASING	13.005	1474	56,374.00	51,839.52	---	4,534.48
AGRICULTURE STATE OWNED	13.010	7682	3,439.00	3,437.88	---	1.12
Petroleum Inspection Fund (0662) AGRICULTURE LEASING	13.005	0653	6,411.00	6,411.00	---	---
AGRICULTURE STATE OWNED	13.010	7683	101,469.00	101,468.24	---	0.76
Agriculture Development Fund (0904) AGRICULTURE STATE OWNED	13.010	7686	1,627.00	1,627.00	---	---
Agriculture Protection Fund (0970) AGRICULTURE LEASING	13.005	8194	4,045.00	2,355.18	---	1,689.82
AGRICULTURE STATE OWNED	13.010	8245	257,064.00	257,023.52	---	40.48

**STATE OF MISSOURI  
SUMMARY OF APPROPRIATION ACTIVITY  
SPECIAL REVENUE FUNDS  
FOR THE APPROPRIATION YEAR 2018**

	<u>H.B. No.</u>	<u>Appr. No.</u>	<u>Appropriations</u>	<u>Expenditures and Transfers Out</u>	<u>Reappropriations to 2019</u>	<u>Lapse of Appropriations</u>
<b><u>Office of the Director</u></b>						
Animal Health Laboratory Fee Fund (0292)						
DIRECTOR'S OFFICE PS	06.005	7904	23,283.00	23,064.34	---	218.66
DIRECTOR'S OFFICE E&E	06.005	7905	2,500.00	2,500.00	---	---
Animal Care Reserve Fund (0295)						
DIRECTOR'S OFFICE PS	06.005	7906	23,222.00	23,064.34	---	157.66
DIRECTOR'S OFFICE E&E	06.005	7907	2,494.00	2,494.00	---	---
Grain Inspection Fees Fund (0647)						
DIRECTOR'S OFFICE PS	06.005	7922	66,540.00	63,675.04	---	2,864.96
DIRECTOR'S OFFICE E&E	06.005	7923	1,982.00	1,977.16	---	4.84
Petroleum Inspection Fund (0662)						
DIRECTOR'S OFFICE PS	06.005	7926	68,075.00	63,189.17	---	4,885.83
DIRECTOR'S OFFICE E&E	06.005	7927	2,940.00	2,940.00	---	---
Missouri Land Survey Fund (0668)						
DIRECTOR'S OFFICE PS	06.005	8875	15,418.00	13,533.27	---	1,884.73
DIRECTOR'S OFFICE E&E	06.005	8876	901.00	901.00	---	---
Veterinary Student Loan Payment Fund (0803)						
VETERINARY ST LOAN PRG	06.015	3209	180,000.00	116,400.00	---	63,600.00
Agriculture Protection Fund (0970)						
DIRECTOR'S OFFICE PS	06.005	7855	604,514.00	601,515.03	---	2,998.97
DIRECTOR'S OFFICE E&E	06.005	7856	128,725.00	104,846.34	---	23,878.66
REFUND ACCOUNT	06.005	7857	13,500.00	2,655.86	---	10,844.14
<b><u>Division of Animal Health</u></b>						
Animal Health Laboratory Fee Fund (0292)						
ANIMAL HEALTH ADMIN PS	06.095	1222	107,477.00	8,247.50	---	99,229.50
ANIMAL HEALTH ADMIN E&E	06.095	2186	917,050.00	844,697.17	---	72,352.83
Animal Care Reserve Fund (0295)						
ANIMAL HEALTH ADMIN PS	06.095	1224	464,868.00	255,492.66	---	209,375.34
ANIMAL HEALTH ADMIN E&E	06.095	2187	189,956.00	189,133.98	---	822.02
Livestock Brands Fund (0299)						
LIVESTOCK BRANDS PRGM	06.095	1227	40,698.00	37,151.11	---	3,546.89
ANIMAL HEALTH ADMIN PS	06.095	8720	111.00	---	---	111.00
Livestock Sales and Markets Fees Fund (0581)						
LIVESTOCK MARKETS	06.095	9462	20,690.00	11,568.49	---	9,121.51

Missouri Pet Spay/Neuter Fund (0747)							
ANIMAL HEALTH ADMIN E&E	06.095	2830	50,000.00	16,738.00	---	---	33,262.00
Agriculture Protection Fund (0970)							
ANIMAL HEALTH ADMIN E&E	06.095	7863	2,462.00	---	---	---	2,462.00
Large Carnivore Fund (0988)							
ANIMAL HEALTH ADMIN E&E	06.095	8215	5,000.00	300.00	---	---	4,700.00

**Division of Grain Inspection and Warehousing**

Commodity Council Merchandising Fund (0406)							
COMMODITY MERCHNDNG PS	06.105	2417	80,081.00	49,126.21	---	---	30,954.79
COMMODITY MERCHNDNG E&E	06.105	2418	15,651.00	6,033.78	---	---	9,617.22
Aquaculture Marketing Development Fund (0573)							
MO AQUACULTURE COUNCIL	06.110	2419	11,000.00	4,591.63	---	---	6,408.37
Apple Merchandising Fund (0615)							
RES & MKT DEV OF APPLES	06.110	2421	11,000.00	---	---	---	11,000.00
Grain Inspection Fees Fund (0647)							
GRAIN INSPECTION SVS E&E	06.105	2388	807,897.00	735,727.11	---	---	72,169.89
GRAIN INSPECTION SVS PS	06.105	3201	2,009,013.00	1,962,759.90	---	---	46,253.10
PAYMENT OF FED USER FEE	06.105	4552	7,532.00	7,530.72	---	---	1.28
Missouri Wine Marketing and Research Development Fund (0855)							
WINE MKTNG & RESEARCH	06.110	0554	111,000.00	42,567.15	---	---	68,432.85
Agriculture Protection Fund (0970)							
GRAIN REGULATORY SVS E&E	06.105	7865	61,170.00	48,765.82	---	---	12,404.18

**Division of Plant Industries**

Boll Weevil Suppression and Eradication Fund (0823)							
BOLL WEEVIL ERADICAT PS	06.115	0556	40,673.00	2,596.17	---	---	38,076.83
BOLL WEEVIL ERADICAT E&E	06.115	0557	24,657.00	---	---	---	24,657.00
Agriculture Protection Fund (0970)							
HEMP PS	06.115	1001	75,546.00	16,843.80	---	---	58,702.20
HEMP E&E	06.115	1002	27,408.00	1,108.96	---	---	26,299.04
PLANT INDUSTRIES PRGM PS	06.115	7866	1,847,104.00	1,688,866.23	---	---	158,237.77
PLANT INDUSTRIES PRGM E&E	06.115	7867	1,039,516.00	630,219.30	---	---	409,296.70
GYPSY MOTH CNTRL PRGM PS	06.115	7868	133,887.00	122,365.51	---	---	11,521.49
GYPSY MOTH CNTRL PRGM E&E	06.115	7869	58,000.00	27,984.66	---	---	30,015.34

**Division of Weights, Measures and  
Consumer Protection**

Petroleum Inspection Fund (0662)							
WEIGHTS & MEASURES E&E	06.120	2573	1,607,565.00	693,629.96	---	---	913,935.04
WEIGHTS & MEASURES PS	06.120	8381	1,600,039.00	1,415,268.77	---	---	184,770.23

**STATE OF MISSOURI  
SUMMARY OF APPROPRIATION ACTIVITY  
SPECIAL REVENUE FUNDS  
FOR THE APPROPRIATION YEAR 2018**

	<u>H.B. No.</u>	<u>Appr. No.</u>	<u>Appropriations</u>	<u>Expenditures and Transfers Out</u>	<u>Reappropriations to 2019</u>	<u>Lapse of Appropriations</u>
Agriculture Protection Fund (0970)						
WEIGHTS & MEASURES PS	06.120	7870	535,198.00	528,337.19	---	6,860.81
WEIGHTS & MEASURES E&E	06.120	7871	179,271.00	170,138.35	---	9,132.65
<b><u>State Milk Board</u></b>						
Milk Inspection Fees Fund (0645)						
STATE MILK BOARD PS	06.145	0265	450,087.00	274,110.26	---	175,976.74
STATE MILK BOARD E&E	06.145	0267	212,407.00	116,310.38	---	96,096.62
MILK BOARD LOCAL HLTH	06.145	0268	736,022.00	472,812.96	---	263,209.04
State Contracted Manufacturing Dairy Plant Inspection and Grading Fee Fund (0661)						
DAIRY PLNT INSPCTIONS E&E	06.145	7362	4,305.00	---	---	4,305.00
DAIRY PLNT INSPECTIONS PD	06.145	9055	247.00	---	---	247.00
<b><u>Agriculture Business Development</u></b>						
Agriculture Business Development Fund (0683)						
AGRI BUS GOV'S CONF ON AG	06.030	2114	210,638.00	132.25	---	210,505.75
AGRI BUSINESS DEV PS	06.030	7345	18,290.00	---	---	18,290.00
AGRI BUSINESS DEV E&E	06.030	7346	176,735.00	100,394.73	---	76,340.27
AGRI BUSINESS DEV NON-TRD	06.030	9978	10,000.00	---	---	10,000.00
Agrimissouri Fund (0897)						
AGRI BUSINESS DEV E&E	06.030	3032	40,000.00	1,573.41	---	38,426.59
Agriculture Development Fund (0904)						
AG DEVELOPMENT PRGM PS	06.080	5394	76,927.00	48,336.00	---	28,591.00
AG DEVELOPMENT PRGM E&E	06.080	5395	41,744.00	11,868.72	---	29,875.28
AG DEVEL FUND INVESTMENTS	06.080	9913	100,000.00	6,500.00	---	93,500.00
Agriculture Protection Fund (0970)						
GRANTS FOR URBAN AG	06.030	1610	50,000.00	49,367.95	---	632.05
AGRI BUSINESS DEV PS	06.030	7859	1,256,616.00	1,210,604.41	---	46,011.59
AGRI BUSINESS DEV E&E	06.030	7860	417,890.00	305,668.05	---	112,221.95
AGRI MISSOURI PROGRAM PS	06.035	7861	37,157.00	36,790.79	---	366.21
AGRI MISSOURI PROGRAM E&E	06.035	7862	218,756.00	134,515.46	---	84,240.54
URBAN AGRICULTURE PROGRAM	06.030	8331	25,000.00	23,000.00	---	2,000.00
DELTA REGNL AUTH ORG DUES	06.030	9194	150,644.00	150,644.00	---	---
AGRI BUSINESS DEV NON-TRD	06.030	9979	40,000.00	24,999.49	---	15,000.51

Livestock Feed and Crop Loan Program  
Fund (0978)

AG&SMALL BUS DEV AUTH PS	06.045	8212	11,435.00	---	---	11,435.00
AG&SMALL BUS DEV AUTH E&E	06.045	8213	2,000.00	---	---	2,000.00

**Missouri State Fair**

State Fair Trust Fund (0951)

FUNDING TO START FAIR	06.135	3812	9,900.00	1,450.00	---	8,450.00
-----------------------	--------	------	----------	----------	-----	----------

Agriculture Protection Fund (0970)

STATE FAIR ADMIN PS	06.130	7872	531,420.00	531,187.75	---	232.25
---------------------	--------	------	------------	------------	-----	--------

**State Land Survey**

Missouri Land Survey Fund (0668)

LAND SURVEY OPERATIONS PS	06.125	8825	905,264.00	655,996.06	---	249,267.94
LAND SURVEY OPERATIONS E&E	06.125	8826	206,830.00	74,938.78	---	131,891.22
LAND SURVEY RESTOR PROJ	06.125	8832	90,000.00	54,950.00	---	35,050.00

**DEPARTMENT OF INSURANCE,  
FINANCIAL INSTITUTIONS AND  
PROFESSIONAL REGISTRATION**

Division of Credit Unions Fund (0548)

INSURANCE STATE OWNED	13.010	7708	25,311.00	25,311.00	---	---
-----------------------	--------	------	-----------	-----------	-----	-----

Division of Finance Fund (0550)

INSURANCE LEASING	13.005	3739	50,476.00	48,675.66	---	1,800.34
INSURANCE STATE OWNED	13.010	7709	181,861.00	176,275.76	---	5,585.24

Insurance Examiners Fund (0552)

INSURANCE EXAMINATIONS PS	07.415	0793	3,446,590.00	3,414,494.36	---	32,095.64
INSURANCE EXAMINATIONS EE	07.415	2042	770,967.00	222,276.02	---	548,690.98
INSURANCE REFUNDS	07.420	2681	60,000.00	1,502.51	---	58,497.49
INSURANCE LEASING	13.005	3734	11,991.00	9,581.00	---	2,410.00
INSURANCE STATE OWNED	13.010	7710	87,569.00	87,568.76	---	0.24

Insurance Dedicated Fund (0566)

INSURANCE LEASING	13.005	6082	5,331.00	3,797.00	---	1,534.00
HEALTH INSUR COUNSELING	07.425	7021	200,000.00	200,000.00	---	---
INSURANCE STATE OWNED	13.010	7711	345,554.00	345,554.00	---	---
INSURANCE OPERATIONS PS	07.410	9907	8,727,316.00	7,331,652.24	---	1,395,663.76
INSURANCE OPERATIONS E&E	07.410	9908	2,038,207.00	756,740.48	---	1,281,466.52
INSURANCE REFUNDS	07.420	9909	75,000.00	12,462.72	---	62,537.28

Consumer Restitution Fund (0792)

INSURANCE OPERATIONS	07.410	3703	5,000.00	---	---	5,000.00
----------------------	--------	------	----------	-----	-----	----------

**STATE OF MISSOURI  
SUMMARY OF APPROPRIATION ACTIVITY  
SPECIAL REVENUE FUNDS  
FOR THE APPROPRIATION YEAR 2018**

	<u>H.B. No.</u>	<u>Appr. No.</u>	<u>Appropriations</u>	<u>Expenditures and Transfers Out</u>	<u>Reappropriations to 2019</u>	<u>Lapse of Appropriations</u>
<b><u>Division of Credit Unions</u></b>						
Division of Credit Unions Fund (0548)						
CREDIT UNIONS E&E	07.430	2195	143,755.00	110,058.84	---	33,696.16
CREDIT UNIONS PS	07.430	3657	1,177,380.00	1,011,018.48	---	166,361.52
<b><u>Division of Finance</u></b>						
Division of Finance Fund (0550)						
DIV OF FINANCE E&E	07.435	2196	779,726.00	575,656.32	---	204,069.68
DIV OF FINANCE PS	07.435	3658	8,117,376.00	7,287,031.08	---	830,344.92
OUT-OF-STATE EXAMS E&E	07.435	6138	48,250.00	5,953.09	---	42,296.91
ORGANIZATIONAL DUES	07.435	9355	100,000.00	100,000.00	---	---
<b><u>Professional Registration</u></b>						
State Board of Accountancy Fund (0627)						
BOARD OF ACCOUNTANCY E&E	07.460	2214	246,991.00	227,643.79	---	19,347.21
BOARD OF ACCOUNTANCY PS	07.460	3666	295,268.00	294,101.09	---	1,166.91
State Board of Podiatric Medicine Fund (0629)						
PODIATRIC MEDICINE	07.510	0839	13,734.00	4,322.21	---	9,411.79
State Board of Chiropractic Examiners Fund (0630)						
CHIROPRACTIC EXAMINERS	07.470	0820	131,820.00	53,431.71	---	78,388.29
Board of Embalmers and Funeral Directors Fund (0633)						
EMBALMERS & FUNERAL DIR	07.485	0833	164,200.00	140,158.66	---	24,041.34
Board of Registration for Healing Arts Fund (0634)						
BD FOR HEALING ART E&E	07.490	2230	753,115.00	505,262.68	---	247,852.32
BD FOR HEALING ART PS	07.490	3673	1,903,234.00	1,690,137.41	---	213,096.59
State Board of Nursing Fund (0635)						
BOARD OF NURSING E&E	07.495	2244	577,518.00	553,133.09	---	24,384.91
STATE NURSING BRD GRANTS	07.495	2938	2,000,000.00	693,353.00	---	1,306,647.00
BOARD OF NURSING PS	07.495	3675	1,268,471.00	1,129,681.00	---	138,790.00
Optometry Fund (0636)						
BOARD OF OPTOMETRY	07.500	0836	34,726.00	9,280.11	---	25,445.89

Board of Pharmacy Fund (0637)							
BOARD OF PHARMACY E&E	07.505	2262	668,418.00	438,943.64	---	---	229,474.36
PHARMACY CRIM HISTORY	07.505	2586	5,000.00	---	---	---	5,000.00
BOARD OF PHARMACY PS	07.505	3677	1,089,799.00	1,056,671.19	---	---	33,127.81
Real Estate Commission Fund (0638)							
MO REAL ESTATE COMM E&E	07.515	2266	276,669.00	92,012.69	---	---	184,656.31
MO REAL ESTATE COMM PS	07.515	3679	954,485.00	834,367.77	---	---	120,117.23
Veterinary Medical Board Fund (0639)							
TESTING SERVICES	07.520	0329	50,000.00	---	---	---	50,000.00
MO VETERINARY MEDICAL BD	07.520	0840	57,975.00	29,467.22	---	---	28,507.78
Dental Board Fund (0677)							
DENTAL BOARD E&E	07.480	2224	237,475.00	76,769.67	---	---	160,705.33
DENTAL BOARD PS	07.480	3671	394,642.00	279,601.44	---	---	115,040.56
State Board for Architects, Professional Engineers, Land Surveyors and Landscape Architects Fund (0678)							
ARCH PE & LAND SURV E&E	07.465	2223	301,397.00	273,845.44	---	---	27,551.56
ARCH PE & LAND SURV PS	07.465	3667	398,599.00	301,870.48	---	---	96,728.52
Board of Cosmetology and Barber Examiners Fund (0785)							
BD COSM & BARBERS E&E	07.475	1673	272,899.00	226,304.40	---	---	46,594.60
CRIMINAL HISTORY CHECKS	07.475	1674	1,000.00	---	---	---	1,000.00

#### **DEPARTMENT OF CONSERVATION**

Conservation Commission Fund (0609)							
MDC STWIDE CONSTRUCTION	17.405	1361	16,289,009.00	16,289,009.00	---	---	---
MDC STWIDE CONSTRUCTION	17.395	8566	12,216.00	12,216.00	---	---	---
MDC STWIDE CONSTRUCTION	17.400	9310	5,395,103.00	5,394,565.50	537.00	---	0.50

#### **Director's Office**

Conservation Commission Fund (0609)							
DIRECTORS OFFICE PS	06.600	9367	4,845,687.00	4,772,676.94	---	---	73,010.06
DIRECTORS OFFICE EE	06.600	9368	12,561,662.00	12,188,507.40	---	---	373,154.60

#### **Administrative Services Division**

Conservation Commission Fund (0609)							
ADMINISTRATIVE SVS PS	06.605	9369	4,519,726.00	4,014,297.79	---	---	505,428.21
ADMINISTRATIVE SVS EE	06.605	9370	19,869,899.00	17,849,366.96	---	---	2,020,532.04

#### **Design and Development Division**

Conservation Commission Fund (0609)							
DESIGN AND DEVELOPMENT PS	06.610	9371	7,741,845.00	6,888,401.56	---	---	853,443.44
DESIGN AND DEVELOPMENT EE	06.610	9372	2,492,911.00	1,870,886.11	---	---	622,024.89



**STATE OF MISSOURI  
SUMMARY OF APPROPRIATION ACTIVITY  
SPECIAL REVENUE FUNDS  
FOR THE APPROPRIATION YEAR 2018**

	<u>H.B. No.</u>	<u>Appr. No.</u>	<u>Appropriations</u>	<u>Expenditures and Transfers Out</u>	<u>Reappropriations to 2019</u>	<u>Lapse of Appropriations</u>
<b><u>Fisheries Division</u></b>						
Conservation Commission Fund (0609)						
FISHERIES PS	06.615	9374	7,334,766.00	7,064,986.68	---	269,779.32
FISHERIES EE	06.615	9375	3,980,035.00	3,913,074.49	---	66,960.51
<b><u>Forestry Division</u></b>						
Conservation Commission Fund (0609)						
FORESTRY PS	06.620	9376	9,327,752.00	8,919,509.80	---	408,242.20
FORESTRY EE	06.620	9429	5,911,605.00	5,653,889.77	---	257,715.23
<b><u>Human Resources Division</u></b>						
Conservation Commission Fund (0609)						
HUMAN RESOURCES PS	06.625	9430	14,101,699.00	11,273,125.39	---	2,828,573.61
HUMAN RESOURCES EE	06.625	9431	1,050,158.00	994,369.33	---	55,788.67
<b><u>Outreach and Education Division</u></b>						
Conservation Commission Fund (0609)						
OUTREACH AND EDUCATION PS	06.630	9432	7,554,636.00	7,376,214.25	---	178,421.75
OUTREACH AND EDUCATION EE	06.630	9433	6,767,203.00	6,523,955.34	---	243,247.66
<b><u>Private Land Services Division</u></b>						
Conservation Commission Fund (0609)						
PRIVATE LAND SERVICES PS	06.635	9434	3,859,130.00	3,842,855.90	---	16,274.10
PRIVATE LAND SERVICES EE	06.635	9435	4,577,177.00	4,536,771.04	---	40,405.96
<b><u>Protection Division</u></b>						
Conservation Commission Fund (0609)						
PROTECTION PS	06.640	9436	10,716,596.00	9,849,432.78	---	867,163.22
PROTECTION EE	06.640	9437	1,522,728.00	1,518,116.35	---	4,611.65
<b><u>Resource Science Division</u></b>						
Conservation Commission Fund (0609)						
RESOURCE SCIENCE PS	06.645	9438	5,686,852.00	5,339,347.10	---	347,504.90
RESOURCE SCIENCE EE	06.645	9439	2,589,337.00	2,402,104.61	---	187,232.39

**Wildlife Division**

Conservation Commission Fund (0609)							
WILDLIFE PS	06.650	9440	9,488,615.00	8,606,539.05	---	882,075.95	
WILDLIFE EE	06.650	9441	8,059,848.00	7,895,081.25	---	164,766.75	

**DEPARTMENT OF ECONOMIC DEVELOPMENT**

Missouri Arts Council Trust Fund (0262)						
DED LEASING	13.005	2468	41,517.00	38,603.94	---	2,913.06
Division of Tourism Supplemental Revenue Fund (0274)						
DED LEASING	13.005	1982	4,073.00	4,031.21	---	41.79
DED STATE OWNED	13.010	7698	106,077.00	106,076.52	---	0.48
Manufactured Housing Fund (0582)						
DED LEASING	13.005	3128	21,150.00	9,544.26	---	11,605.74
Public Service Commission Fund (0607)						
DED LEASING	13.005	1986	931,657.00	931,498.71	---	158.29
DED STATE OWNED	13.010	7707	93,988.00	93,988.00	---	---
Special Employment Security Fund (0949)						
DED LEASING	13.005	6633	216,038.00	216,038.00	---	---

**Division of Business and Community Services**

Economic Development Advancement Fund (0783)						
MARKETING E&E	07.015	2387	1,338,651.00	1,055,464.65	---	283,186.35
SALES PS	07.015	2801	1,262,415.00	1,023,270.49	---	239,144.51
SALES E&E	07.015	2802	132,020.00	127,625.07	---	4,394.93
FINANCE PS	07.015	2812	225,857.00	221,370.60	---	4,486.40
FINANCE E&E	07.015	2816	112,318.00	102,814.25	---	9,503.75
EDAF REFUNDS	07.015	4525	10,000.00	2,344.31	---	7,655.69
MARKETING PS	07.015	4569	178,739.00	111,989.05	---	66,749.95
BUS RECRUITM & MARKET-E&E	14.130	7521	1,800,000.00	1,800,000.00	---	---
INTRN TR & INVEST OFC E&E	07.015	7643	1,500,000.00	1,372,411.13	---	127,588.87
MAINSTREET PROGRAM	07.045	8657	42,614.00	42,614.00	---	---
Missouri Supplemental Tax Increment Financing Fund (0848)						
STATE TIF PROGRAM	07.050	4351	30,103,350.00	28,621,350.32	---	1,481,999.68

**Division of Workforce Development**

Missouri Works Community College New Job Training Fund (0563)						
COMM COLL NEW JOBS TRNG	07.125	0906	16,000,000.00	5,600,210.89	---	10,399,789.11

**STATE OF MISSOURI  
SUMMARY OF APPROPRIATION ACTIVITY  
SPECIAL REVENUE FUNDS  
FOR THE APPROPRIATION YEAR 2018**

	<u>H.B. No.</u>	<u>Appr. No.</u>	<u>Appropriations</u>	<u>Expenditures and Transfers Out</u>	<u>Reappropriations to 2019</u>	<u>Lapse of Appropriations</u>
Special Employment Security Fund (0949) LABOR EXCHANGE SERVICES	07.110	8865	2,000,000.00	1,787,020.14	---	212,979.86
<b><u>Division of Tourism</u></b>						
Division of Tourism Supplemental Revenue Fund (0274)						
TOURISM PS	07.140	1030	1,711,488.00	1,239,820.74	---	471,667.26
TOURISM E&E	07.140	2192	19,288,512.00	8,399,095.84	---	10,889,416.16
FILM OFFICE E&E	07.140	8704	100,115.00	77,848.05	---	22,266.95
Tourism Marketing Fund (0650)						
TOURISM E&E	07.140	8403	24,500.00	6,753.94	---	17,746.06
<b><u>Public Service Commission</u></b>						
Deaf Relay Service and Equipment Distribution Program Fund (0559)						
DEAF RELAY PROGRAM	07.175	2915	2,495,808.00	593,368.95	---	1,902,439.05
Manufactured Housing Fund (0582)						
MANUFACTD HOUSING REFUNDS	07.160	0817	10,000.00	400.00	---	9,600.00
MANUF HOUSING ADMIN E&E	07.160	2194	354,466.00	94,227.60	---	260,238.40
MANUFACTD HOUSING PRGM	07.160	3102	20,000.00	7,183.59	---	12,816.41
MANUF HOUSING ADMIN PS	07.160	3991	358,748.00	270,308.16	---	88,439.84
Public Service Commission Fund (0607)						
PSC REFUNDS	07.175	0818	10,000.00	---	---	10,000.00
PUBLIC SERVICE COMM PS	07.175	1428	10,889,234.00	10,157,715.34	---	731,518.66
PUBLIC SERVICE COMM E&E	07.175	2203	2,536,462.00	1,193,690.77	---	1,342,771.23
Manufactured Housing Consumer Recovery Fund (0909)						
MANUF HOUSING CONSUMER RC	07.160	4452	192,000.00	---	---	192,000.00
<b><u>Office of the Public Counsel</u></b>						
Public Service Commission Fund (0607)						
OFC OF PUBLIC COUNSEL PS	07.170	7897	899,815.00	776,771.45	---	123,043.55
OFC OF PUBLIC COUNSEL E&E	07.170	7898	265,609.00	258,183.47	---	7,425.53

**Division of Energy**

Utilicare Stabilization Fund (0134)							
ENERGY EFFICIENT SERVICES	07.150	8807	100.00	---	---	100.00	
Missouri Alternative Fuel Vehicle Loan Fund (0886)							
ENERGY EFFICIENT SERVICES	07.150	8813	2,000.00	---	---	2,000.00	
REFUND ACCOUNTS	07.150	8818	50.00	---	---	50.00	

**Missouri Council on the Arts**

Missouri Arts Council Trust Fund (0262)						
MO ARTS COUNCIL E&E	07.085	0989	3,833,843.00	3,742,914.01	---	90,928.99
MO ARTS COUNCIL PS	07.085	2881	566,157.00	273,278.63	---	292,878.37
INCENTIVES AND TECH ASST	07.085	2943	600,000.00	475,281.00	---	124,719.00
Missouri Public Broadcasting Corporation Special Fund (0887)						
PUBLIC TELEVISION GRANTS	07.085	1687	1,010,000.00	776,000.00	---	234,000.00

**Missouri Housing Development Commission**

Missouri Housing Trust Fund (0254)						
MO HOUSING DEVELOP COMM	07.155	0980	4,450,000.00	3,301,404.67	---	1,148,595.33

**DEPARTMENT OF ELEMENTARY AND SECONDARY EDUCATION**

Deaf Relay Service and Equipment Distribution Program Fund (0559)						
DESE LEASING	13.005	2478	22,692.00	21,178.84	---	1,513.16

**Division of Financial and Administrative Services**

School District Bonds Fund (0248)						
SCHOOL DISTRICT BONDS	02.030	0113	492,000.00	414,664.90	---	77,335.10
Outstanding Schools Trust Fund (0287)						
FOUNDATION-FORMULA	02.015	0678	2,450.00	2,450.00	---	---
FOUNDATION-FORMULA-NC	02.015	9109	836,600,000.00	836,600,000.00	---	---
Lottery Proceeds Fund (0291)						
FOUNDATION-TRANSPORTATION	02.015	2362	69,273,102.00	69,273,102.00	---	---
FOUNDATION-FORMULA	02.015	5667	58,474,060.00	49,014,893.42	---	9,459,166.58
State School Money Fund (0616)						
FOUNDATION-FORMULA	02.015	0679	69,478,403.00	62,117,508.48	---	7,360,894.52
FOUNDATION-FORMULA-NC	02.015	8966	128,411,878.00	128,411,878.00	---	---
School District Trust Fund (0688)						
SCHOOL DISTRICT TRUST FND	02.025	5240	901,600,000.00	901,600,000.00	---	---

**STATE OF MISSOURI  
SUMMARY OF APPROPRIATION ACTIVITY  
SPECIAL REVENUE FUNDS  
FOR THE APPROPRIATION YEAR 2018**

	<u>H.B. No.</u>	<u>Appr. No.</u>	<u>Appropriations</u>	<u>Expenditures and Transfers Out</u>	<u>Reappropriations to 2019</u>	<u>Lapse of Appropriations</u>
Classroom Trust Fund (0784) FOUNDATION-FORMULA	02.015	2079	351,663,349.00	349,245,318.36	---	2,418,030.64
<b><u>Division of Learning Services</u></b>						
Lottery Proceeds Fund (0291) HIGH NEED FUND	02.160	0657	19,590,000.00	19,590,000.00	---	---
PERFORM BASED ASSESSMENT	02.060	1289	4,311,255.00	4,311,255.00	---	---
VIRTUAL EDUCATION E&E	02.015	4269	389,778.00	389,778.00	---	---
FOUNDATION-EARLY SPEC ED	02.015	5645	16,548,507.00	16,548,507.00	---	---
DFS/DMH SCHOOL PLACEMENTS	02.170	5677	5,000,000.00	5,000,000.00	---	---
Children's Service Commission Fund (0601) CHILDREN'S SERVICE COMM	02.225	2820	8,000.00	---	---	8,000.00
State School Money Fund (0616) FERMAN MEMORIAL-GIFTED	02.085	5640	9,027.00	---	---	9,027.00
Part C Early Intervention Fund (0788) MEDICAID REIM-FIRST STEPS	02.165	2258	10,000,000.00	3,645,473.22	---	6,354,526.78
PART C EARLY INTERVENTION	02.165	2259	3,000,000.00	83.25	---	2,999,916.75
Early Childhood Development, Education and Care Fund (0859) EARLY CHILDHOOD PROGRAM	02.045	0028	8,694,141.00	8,420,120.61	---	274,020.39
MPP PROV ACCRED/UNACCRED	02.045	1693	2,000,000.00	1,815,109.78	---	184,890.22
FIRST STEPS	02.165	3180	578,644.00	561,285.00	---	17,359.00
FOUNDATION-EARLY CHLD DEV	02.015	8118	5,000,000.00	5,000,000.00	---	---
FOUNDATION-EARLY SPEC ED	02.015	8322	12,412,900.00	12,412,900.00	---	---
DIV OF LEARNING SRVS PS	02.040	8848	62,108.00	60,288.00	---	1,820.00
Charter Public School Commission Revolving Fund (0860) CHARTER PUB SCHL REVOLV	02.210	9261	750,000.00	---	---	750,000.00
<b><u>Office of Special Education</u></b>						
Missouri Commission for the Deaf Board of Certification of Interpreters Fund (0264) COMM FOR THE DEAF E&E	02.215	0111	150,000.00	77,493.28	---	72,506.72
Bingo Proceeds for Education Fund (0289) BOARD OPERATED E&E	02.015	2303	1,876,355.00	1,231,172.72	---	645,182.28

Deaf Relay Service and Equipment Distribution  
Program Fund (0559)

MO ASSISTIVE TECH-PS	02.220	2351	228,410.00	176,046.00	---	52,364.00
MO ASSISTIVE TECH-EE	02.220	2365	1,639,703.00	717,538.03	---	922,164.97
Handicapped Children's Trust Fund (0618)						
SCHOOL SEVERELY HANDICAP	02.205	2280	200,000.00	17,829.58	---	182,170.42
Missouri Commission for the Deaf and Assistive Technology Trust Fund (0781)						
MO ASSISTIVE TECH-EE	02.220	2370	1,080,000.00	966,722.95	---	113,277.05

**Office of Adult Learning and  
Rehabilitation Services**

Lottery Proceeds Fund (0291)						
VOCATIONAL REHAB GRANT	02.135	2806	1,400,000.00	1,400,000.00	---	---

**DEPARTMENT OF HIGHER EDUCATION**

**Higher Education Administration**

Lottery Proceeds Fund (0291)						
CROWDER COLLEGE	03.200	2492	477,418.00	463,095.00	---	14,323.00
EAST CENTRAL COLLEGE	03.200	2494	385,227.00	373,670.00	---	11,557.00
JEFFERSON COLLEGE	03.200	2496	537,312.00	521,193.00	---	16,119.00
METROPOLITAN COM COLLEGE	03.200	2498	2,737,299.00	2,655,180.00	---	82,119.00
MINERAL AREA COLLEGE	03.200	2500	412,518.00	400,142.00	---	12,376.00
MOBERLY AREA COM COLLEGE	03.200	2502	278,808.00	270,444.00	---	8,364.00
NORTH CENTRAL MO COLLEGE	03.200	2504	168,890.00	163,823.00	---	5,067.00
OZARKS TECH COM COLLEGE	03.200	2511	702,237.00	681,170.00	---	21,067.00
ST CHARLES CNTY COM COL	03.200	2513	486,747.00	472,145.00	---	14,602.00
ST LOUIS COM COLLEGE	03.200	2516	3,642,515.00	3,533,240.00	---	109,275.00
STATE FAIR COM COLLEGE	03.200	2518	382,096.00	370,633.00	---	11,463.00
THREE RIVERS COM COLLEGE	03.200	2520	278,924.00	270,556.00	---	8,368.00
DHE Out-of-State Program Fund (0420)						
COORDINATION ADMIN PS	03.005	8395	38,633.00	21,589.07	---	17,043.93
COORDINATION ADMIN E&E	03.005	8396	16,850.00	10,796.08	---	6,053.92
Proprietary School Certification Fund (0729)						
PROPRIETARY SCH ADMIN PS	03.010	8391	216,023.00	191,111.63	---	24,911.37
PROPRIETARY SCH ADMIN E&E	03.010	8392	92,148.00	28,759.41	---	63,388.59
Access Missouri Financial Assistance Fund (0791)						
ACCESS MISSOURI	03.060	2179	76,500,000.00	64,408,684.17	---	12,091,315.83
Kids' Chance Scholarship Fund (0878)						
KIDS CHANCE SCHLSPS	03.085	4442	15,000.00	8,600.00	---	6,400.00

**STATE OF MISSOURI  
SUMMARY OF APPROPRIATION ACTIVITY  
SPECIAL REVENUE FUNDS  
FOR THE APPROPRIATION YEAR 2018**

	<u>H.B. No.</u>	<u>Appr. No.</u>	<u>Appropriations</u>	<u>Expenditures and Transfers Out</u>	<u>Reappropriations to 2019</u>	<u>Lapse of Appropriations</u>
Guaranty Agency Operating Fund (0880)						
LOAN PROGRAM ADMIN PS	03.100	0998	2,316,262.00	1,653,086.65	---	663,175.35
LOAN PROGRAM ADMIN E&E	03.100	2169	2,825,693.00	1,986,010.49	---	839,682.51
FEDERAL LOAN COMPLIANCE	03.100	3134	500,000.00	86.33	---	499,913.67
STWIDE STUDNT WEB PRTL EE	03.026	3352	405,000.00	302,185.32	---	102,814.68
STWIDE STUDNT WEB PRTL PS	03.026	4920	95,000.00	45,327.59	---	49,672.41
COLLECTION INVOICING	03.100	5075	8,000,000.00	6,194,790.96	---	1,805,209.04
LOAN PROGRAM ADMIN	03.100	7256	890,000.00	368,099.80	---	521,900.20
COORDINATION ADMIN PS	03.005	9023	243,988.00	239,419.62	---	4,568.38
COORDINATION ADMIN E&E	03.005	9024	45,354.00	21,797.36	---	23,556.64
Federal Student Loan Reserve Fund (0881)						
LOAN PRGM REVOLVING FUND	03.110	0067	120,000,000.00	89,665,703.72	---	30,334,296.28
<b><u>State Colleges and Universities</u></b>						
Lottery Proceeds Fund (0291)						
UNIVERSITY OF CENTRAL MO	03.210	1539	6,050,959.00	5,869,430.00	---	181,529.00
SOUTHEAST MO STATE UNIV	03.215	1540	4,935,757.00	4,787,684.00	---	148,073.00
MO STATE UNIVERSITY	03.220	1545	9,670,119.00	9,380,015.00	---	290,104.00
TRUMAN STATE UNIVERSITY	03.230	1546	4,576,165.00	4,438,880.00	---	137,285.00
NORTHWEST MO STATE UNIV	03.235	1547	3,342,740.00	3,242,458.00	---	100,282.00
MO SOUTHERN ST UNIVERSITY	03.240	1549	2,431,511.00	2,358,566.00	---	72,945.00
MO WESTERN ST UNIVERSITY	03.245	1550	2,394,327.00	2,322,497.00	---	71,830.00
HARRIS STOWE ST UNIV	03.250	1551	1,148,979.00	1,114,510.00	---	34,469.00
UNIV OF MISSOURI CAMPUSES	03.255	1552	46,842,748.00	45,437,466.00	---	1,405,282.00
LINCOLN UNIVERSITY	03.225	1554	1,814,072.00	1,759,650.00	---	54,422.00
STATE TECH COLLEGE OF MO	03.205	6227	536,217.00	520,130.00	---	16,087.00
Spinal Cord Injury Fund (0578)						
SPINAL CORD INJURY	03.270	5628	2,000,000.00	2,000,000.00	---	---
State Seminary Moneys Fund (0623)						
SEMINARY FUND INV INCOME	03.290	0616	275,000.00	38,232.00	---	236,768.00
<b><u>DEPARTMENT OF HEALTH AND SENIOR SERVICES</u></b>						
<b><u>Office of the Director</u></b>						
Health Initiatives Fund (0275)						
OFC WOMEN'S HEALTH E&E	10.720	8170	401.00	389.00	---	12.00

OPCRH E&E	10.720	8178	14,450.00	13,995.40	---	454.60
OPCRH PS	10.720	8304	97,901.00	89,021.60	---	8,879.40
Missouri Public Health Services Fund (0298)						
PUBLIC HEALTH LAB PS	10.740	0222	1,420,574.00	1,249,695.16	---	170,878.84
PUBLIC HEALTH LAB E&E	10.740	0223	4,617,645.00	3,944,726.35	---	672,918.65
HEALTH LAB MEDICAID E&E	10.740	1935	450,000.00	391,189.45	---	58,810.55
Professional and Practical Nursing Student Loan and Nurse Loan Repayment Fund (0565)						
OPCRH PS	10.720	8179	75,746.00	54,783.03	---	20,962.97
OPCRH E&E	10.720	8182	8,900.00	7,348.69	---	1,551.31
Safe Drinking Water Fund (0679)						
PUBLIC HEALTH LAB E&E	10.740	4530	434,532.00	402,405.90	---	32,126.10
<b><u>Administration</u></b>						
Nursing Facility Quality of Care Fund (0271)						
DIVISION OF ADMIN E&E	10.605	6114	330,000.00	124,883.59	---	205,116.41
REFUNDS	10.620	7331	9,240.00	1,665.00	---	7,575.00
Mammography Fund (0293)						
REFUNDS	10.620	2873	1,000.00	950.00	---	50.00
DIVISION OF ADMIN E&E	10.605	3750	25,000.00	16,045.18	---	8,954.82
Missouri Public Health Services Fund (0298)						
DIVISION OF ADMIN PS	10.605	1799	133,147.00	133,138.08	---	8.92
DIVISION OF ADMIN E&E	10.605	1800	199,525.00	125,031.98	---	74,493.02
REFUNDS	10.620	7334	40,000.00	15,899.35	---	24,100.65
Endowed Care Cemetery Audit Fund (0562)						
REFUNDS	10.620	7492	2,899.00	1,213.00	---	1,686.00
Professional and Practical Nursing Student Loan and Nurse Loan Repayment Fund (0565)						
DIVISION OF ADMIN E&E	10.605	3751	30,000.00	12,698.07	---	17,301.93
REFUNDS	10.620	7335	2,500.00	588.00	---	1,912.00
Health and Senior Services Document Services Fund (0646)						
REFUNDS	10.620	7336	9,940.00	100.00	---	9,840.00
DIVISION OF ADMIN E&E	10.605	7697	44,571.00	5,008.14	---	39,562.86
Criminal Record System Fund (0671)						
REFUNDS	10.620	4486	333.00	---	---	333.00
Children's Trust Fund (0694)						
REFUNDS	10.620	7493	13,495.00	6,064.69	---	7,430.31
Brain Injury Fund (0742)						
REFUNDS	10.620	8345	100.00	---	---	100.00
Putative Father Registry Fund (0780)						
DIVISION OF ADMIN E&E	10.605	3259	25,000.00	10,000.00	---	15,000.00



**STATE OF MISSOURI  
SUMMARY OF APPROPRIATION ACTIVITY  
SPECIAL REVENUE FUNDS  
FOR THE APPROPRIATION YEAR 2018**

	H.B. No.	Appr. No.	Appropriations	Expenditures and Transfers Out	Reappropriations to 2019	Lapse of Appropriations
Organ Donor Program Fund (0824)						
DIVISION OF ADMIN E&E	10.605	3752	30,000.00	13,874.01	---	16,125.99
REFUNDS	10.620	8024	25.00	---	---	25.00
<b><u>Division of Community and Public Health</u></b>						
Health Initiatives Fund (0275)						
DIV COMM&PUBLIC HLTH PS	10.700	1219	1,010,232.00	979,924.72	---	30,307.28
DIV COMM&PUBLIC HLTH E&E	10.700	7653	517,954.00	502,415.00	---	15,539.00
DCPH MEDICAID E&E	10.700	7800	35,831.00	29,761.93	---	6,069.07
ADOLESCENT HEALTH	10.700	9985	1,228.00	1,191.00	---	37.00
Missouri Public Health Services Fund (0298)						
DIV COMM&PUBLIC HLTH PS	10.700	1232	413,425.00	330,047.13	---	83,377.87
DIV COMM&PUBLIC HLTH E&E	10.700	1233	68,053.00	32,458.71	---	35,594.29
GENETICS PROGRAM	10.710	1690	1,549,750.00	1,477,378.82	---	72,371.18
SHOW-ME HLTHY WOMENS PRG	10.713	1725	20,000.00	11,960.77	---	8,039.23
Professional and Practical Nursing Student Loan and Nur Loan Repayment Fund (0565)						
NURSE LOAN PROGRAM	10.725	3937	499,752.00	490,000.00	---	9,752.00
Insurance Dedicated Fund (0566)						
POISON CONTROL HOTLINE EE	10.735	8700	500,000.00	500,000.00	---	---
Health and Senior Services Document Services Fund (0646)						
DIV COMM&PUBLIC HLTH PS	10.700	1234	72,713.00	1,646.53	---	71,066.47
DIV COMM&PUBLIC HLTH E&E	10.700	1236	68,048.00	33,686.35	---	34,361.65
Hazardous Waste Fund (0676)						
DIV COMM&PUBLIC HLTH PS	10.700	1663	208,782.00	208,782.00	---	---
DIV COMM&PUBLIC HLTH E&E	10.700	1664	66,883.00	61,264.08	---	5,618.92
Brain Injury Fund (0742)						
BRAIN INJURY SERVICES	10.710	7527	874,900.00	460,576.69	---	414,323.31
Putative Father Registry Fund (0780)						
DIV COMM&PUBLIC HLTH PS	10.700	1247	79,013.00	46,280.96	---	32,732.04
DIV COMM&PUBLIC HLTH E&E	10.700	1251	27,748.00	27,748.00	---	---
Organ Donor Program Fund (0824)						
DIV COMM&PUBLIC HLTH PS	10.700	1225	112,978.00	97,388.29	---	15,589.71
DIV COMM&PUBLIC HLTH E&E	10.700	1230	131,887.00	77,097.99	---	54,789.01

Missouri Lead Abatement Loan Fund (0893) LEAD ABATEMENT LOAN PRGM	10.710	5313	1,000.00	---	---	1,000.00
Governor's Council on Physical Fitness Institution Gift Trust Fund (0924) DIV COMM&PUBLIC HLTH E&E	10.700	2431	47,500.00	86.70	---	47,413.30
<b><u>Division of Senior and Disability Services</u></b>						
Elderly Home-Delivered Meals Trust Fund (0296) AAA CONTRACTS	10.815	4521	62,958.00	62,958.00	---	---
<b><u>Division of Regulation and Licensure</u></b>						
Nursing Facility Federal Reimbursement Allowance Fund (0196) DIV OF REG&LICENSURE E&E	10.900	7107	725,000.00	682,218.89	---	42,781.11
Nursing Facility Quality of Care Fund (0271) DIV OF REG&LICENSURE PS	10.900	1270	888,730.00	639,586.01	---	249,143.99
DIV OF REG&LICENSURE E&E	10.900	1271	1,022,832.00	919,274.43	---	103,557.57
Mammography Fund (0293) DIV OF REG&LICENSURE PS	10.900	1275	65,406.00	62,766.29	---	2,639.71
DIV OF REG&LICENSURE E&E	10.900	1276	13,110.00	5,873.22	---	7,236.78
Early Childhood Development, Education and Care Fund (0859) DIV OF REG&LICENSURE PS	10.900	1278	219,867.00	213,186.99	---	6,680.01
DIV OF REG&LICENSURE E&E	10.900	1280	57,197.00	55,481.00	---	1,716.00
<b><u>DEPARTMENT OF TRANSPORTATION</u></b>						
Motorcycle Safety Trust Fund (0246) MAINTENANCE E&E	04.415	6311	425,000.00	364,441.77	---	60,558.23
Grade Crossing Safety Account Fund (0290) RR GRADE CROSSING HAZARDS	04.500	6179	3,000,000.00	1,304,780.38	---	1,695,219.62
State Highways and Transportation Department Fund (0644) ST HWY&TRANSP DP FUND REF	04.425	6172	35,240.00	28,450.17	---	6,789.83
MOTOR FUEL TAX REFUND	04.425	6173	30,000,000.00	17,595,863.58	---	12,404,136.42
Railroad Expense Fund (0659) MULTIMODAL OPS ADMIN PS	04.435	6174	466,942.00	406,088.96	---	60,853.04
MULTIMODAL OPS ADMIN E&E	04.435	6175	145,000.00	79,097.27	---	65,902.73
SUPPORT TO MULTIMODAL DIV	04.440	6180	690,000.00	208,243.02	---	481,756.98
FRINGES MULTIMODAL PS	04.405	6181	358,987.00	287,342.70	---	71,644.30
ORGANIZATIONAL DUES	04.400	9170	5,000.00	---	---	5,000.00
State Transportation Fund (0675) FRINGES MULTIMODAL PS	04.405	0115	118,211.00	112,591.86	---	5,619.14
SUPPORT TO MULTIMODAL DIV	04.440	0436	70,000.00	29,216.17	---	40,783.83

**STATE OF MISSOURI  
SUMMARY OF APPROPRIATION ACTIVITY  
SPECIAL REVENUE FUNDS  
FOR THE APPROPRIATION YEAR 2018**

	<u>H.B. No.</u>	<u>Appr. No.</u>	<u>Appropriations</u>	<u>Expenditures and Transfers Out</u>	<u>Reappropriations to 2019</u>	<u>Lapse of Appropriations</u>
TRANSIT FUNDS FOR STATE	04.450	0786	1,710,875.00	1,710,875.00	---	---
MO AMTRAK STATIONS	04.495	1046	25,000.00	25,000.00	---	---
MULTIMODAL OPS ADMIN E&E	04.435	2270	26,220.00	8,498.70	---	17,721.30
PORT AUTH FINANCIAL ASST	04.515	7489	600,000.00	600,000.00	---	---
ELDRLY&DISAB TRAN ASSTIST	04.460	7512	1,274,478.00	1,221,839.46	---	52,638.54
FREIGHT ENHANCEMENT FUNDS	04.525	8248	1,000,000.00	955,846.54	---	44,153.46
STATE SAFETY OVERSIGHT	04.485	8786	126,491.00	76,721.19	---	49,769.81
MULTIMODAL OPS ADMIN PS	04.435	9939	162,509.00	152,560.23	---	9,948.77
State Transportation Assistance Revolving Fund (0841)						
MULTIMODAL REVOLVING LOAN	04.445	4404	1,000,000.00	813,520.77	---	186,479.23
Aviation Trust Fund (0952)						
AIRPORT CI & MAINT	04.505	1045	11,260,000.00	7,981,893.58	---	3,278,106.42
MULTIMODAL OPS ADMIN PS	04.435	4660	504,219.00	483,359.94	---	20,859.06
MULTIMODAL OPS ADMIN E&E	04.435	4661	24,827.00	22,041.87	---	2,785.13
FRINGES MULTIMODAL PS	04.405	4662	375,302.00	329,475.42	---	45,826.58
SUPPORT TO MULTIMODAL DIV	04.440	4857	151,134.00	103,857.21	---	47,276.79
<b><u>DEPARTMENT OF LABOR AND INDUSTRIAL RELATIONS</u></b>						
Workers' Compensation Fund (0652)						
DOLIR CRITICAL M&R	18.035	3179	200,000.00	---	200,000.00	---
DOLIR LEASING	13.005	3236	314,109.00	309,334.32	---	4,774.68
DOLIR STATE OWNED	13.010	7722	377,398.00	373,559.70	---	3,838.30
Special Employment Security Fund (0949)						
DOLIR CRITICAL M&R	18.035	3272	400,000.00	---	400,000.00	---
DOLIR STATE OWNED	13.010	7724	41,652.00	41,652.00	---	---
CRITICAL M&R	17.220	9274	20,390.00	---	20,390.00	---
<b><u>Division of Labor Standards</u></b>						
Workers' Compensation Fund (0652)						
ON-SITE CONSULT/LS PS	07.825	7254	125,373.00	123,853.31	---	1,519.69
ON-SITE CONSULT/LS E&E	07.825	7275	33,042.00	32,923.92	---	118.08
MINE SAFETY TRNG PRGM PS	07.830	7645	74,292.00	65,661.70	---	8,630.30
MINE SAFETY TRNG PRGM E&E	07.830	7647	12,119.00	12,023.74	---	95.26

Child Labor Enforcement Fund (0826)							
CHILD LABOR E&E	07.820	8680	179,450.00	1,724.57	---	---	177,725.43
State Mine Inspection Fund (0973)							
MINE & CAVE INSPECTION PS	07.820	8681	47,492.00	40,945.51	---	---	6,546.49
MINE & CAVE INSPCTION E&E	07.820	8682	7,400.00	2,179.07	---	---	5,220.93
<b><u>Division of Workers' Compensation</u></b>							
Tort Victims' Compensation Fund (0622)							
ADMIN WORK COMP E&E	07.840	5259	4,836.00	---	---	---	4,836.00
TORT VICTIMS COMP PAYMENT	07.865	6107	1,000,000.00	---	---	---	1,000,000.00
Workers' Compensation Fund (0652)							
ADMIN WORK COMP PS	07.840	0690	8,177,870.00	7,225,266.43	---	---	952,603.57
ADMIN WORK COMP E&E	07.840	0693	1,371,111.00	691,033.94	---	---	680,077.06
Workers' Compensation - Second Injury Fund (0653)							
SECOND INJURY FUND CLAIMS	07.845	4636	134,060,833.00	100,683,073.69	---	---	33,377,759.31
SECOND INJURY REFUNDS	07.850	6106	500,000.00	7,420.39	---	---	492,579.61
Workers Memorial Fund (0895)							
WORKERS COMP MEMORIAL	07.875	1572	250,000.00	---	---	---	250,000.00
<b><u>Division of Employment Security</u></b>							
War on Terror Unemployment Compensation Fund (0736)							
WAR ON TERROR E&E	07.895	3761	45,000.00	---	---	---	45,000.00
WAR ON TERROR	07.895	3762	45,000.00	---	---	---	45,000.00
Special Employment Security Fund (0949)							
SPECIAL EMP SECURITY E&E	07.890	2945	6,498,000.00	247,336.12	---	---	6,250,663.88
SPECIAL EMP SECURITY PS	07.890	5414	562,911.00	435,041.54	---	---	127,869.46
Unemployment Automation Fund (0953)							
ADMIN EMP SEC PS	07.880	4391	419,160.00	116,591.88	---	---	302,568.12
UI MODERNIZATION E&E	07.880	8409	16,143.00	---	---	---	16,143.00
<b><u>Labor and Industrial Relations Commission</u></b>							
Workers' Compensation Fund (0652)							
INDUSTRIAL COMMISSION PS	07.815	3096	392,392.00	321,032.93	---	---	71,359.07
INDUSTRIAL COMMISSION E&E	07.815	4526	24,607.00	15,998.14	---	---	8,608.86
<b><u>DEPARTMENT OF MENTAL HEALTH</u></b>							
Compulsive Gamblers Fund (0249)							
MENTAL HEALTH STATE OWNED	13.010	7753	1,509.00	1,508.68	---	---	0.32
Health Initiatives Fund (0275)							
MENTAL HEALTH STATE OWNED	13.010	7754	7,042.00	6,791.56	---	---	250.44

**STATE OF MISSOURI  
SUMMARY OF APPROPRIATION ACTIVITY  
SPECIAL REVENUE FUNDS  
FOR THE APPROPRIATION YEAR 2018**

	H.B. No.	Appr. No.	Appropriations	Expenditures and Transfers Out	Reappropriations to 2019	Lapse of Appropriations
Mental Health Earnings Fund (0288) MENTAL HEALTH STATE OWNED	13.010	7755	1,524.00	---	---	1,524.00
<b><u>Office of the Director</u></b>						
Compulsive Gamblers Fund (0249) REFUNDS	10.030	4412	100.00	---	---	100.00
Health Initiatives Fund (0275) REFUNDS	10.030	4407	100.00	---	---	100.00
Mental Health Earnings Fund (0288) REFUNDS	10.030	4409	50,000.00	41,201.00	---	8,799.00
STAFF TRAINING	10.025	6780	175,000.00	98,196.21	---	76,803.79
Mental Health Trust Fund (0926) MENTAL HLT TRUST FUND PS	10.040	4136	452,574.00	143,505.68	---	309,068.32
MENTAL HLT TRUST FUND E&E	10.040	4137	1,700,000.00	485,671.79	---	1,214,328.21
REFUNDS	10.030	4410	25,000.00	---	---	25,000.00
MENTAL HLT TRUST FUND PD	10.040	9096	225,000.00	225,000.00	---	---
<b><u>Division of Alcohol and Drug Abuse</u></b>						
Compulsive Gamblers Fund (0249) COMPULSIVE GAMBLING TRTMT	10.115	0313	214,181.00	112,543.41	---	101,637.59
COMPULSIVE GAMBLING PS	10.115	2451	42,479.00	7,811.44	---	34,667.56
COMPULSIVE GAMBLING E&E	10.115	2452	3,133.00	64.00	---	3,069.00
Health Initiatives Fund (0275) ADA ADMIN PS	10.100	1839	47,877.00	46,441.00	---	1,436.00
ADA TREATMENT-MEDICAID MT	10.110	2044	2,825,961.00	2,825,961.00	---	---
COMMUNITY 2000	10.105	3145	82,148.00	82,148.00	---	---
ADA TREATMENT SERVICES	10.110	4151	3,245,791.00	3,245,791.00	---	---
SATOP PS	10.120	7247	202,503.00	186,033.49	---	16,469.51
SATOP E&E	10.120	7248	38,802.00	34,227.84	---	4,574.16
Mental Health Earnings Fund (0288) SATOP	10.120	3901	6,885,952.00	4,458,854.89	---	2,427,097.11
<b><u>Division of Comprehensive Psychiatric Services</u></b>						
Mental Health Earnings Fund (0288) CPS ADMIN	10.200	1582	300,000.00	300,000.00	---	---

CPS FACILITY SUPPORT-E&E	10.205	6774	1,271,646.00	820,253.00	---	451,393.00
CPS FACILITY SUPPORT-PS	10.205	8211	159,622.00	159,622.00	---	---
ADULT COM PRG SW PS	10.315	8931	1,478,657.00	1,090,941.12	---	387,715.88

**DEPARTMENT OF NATURAL RESOURCES**

Missouri Air Emission Reduction Fund (0267)

REFUND ACCOUNTS	06.315	1591	15,988.00	9,846.15	---	6,141.85
DNR STATE OWNED	13.010	2974	66,546.00	66,546.00	---	---
DNR LEASING	13.005	5730	22,330.00	22,078.09	---	251.91

Oil and Gas Resources Fund (0543)

REFUND ACCOUNTS	06.315	1253	100.00	25.00	---	75.00
-----------------	--------	------	--------	-------	-----	-------

Natural Resources Protection Fund (0555)

ENVIRONMENTAL RESTORATION	06.305	2415	6,057,917.00	284,249.82	---	5,773,667.18
DNR STATE OWNED	13.010	2976	287.00	287.00	---	---
DNR LEASING	13.005	6803	11,986.00	11,873.78	---	112.22

Natural Resources Protection - Water Pollution

Permit Fee Subaccount Fund (0568)

REFUND ACCOUNTS	06.315	2739	46,982.00	37,510.14	---	9,471.86
DNR STATE OWNED	13.010	2982	135,912.00	135,912.00	---	---
ENVIRONMENTAL RESTORATION	06.305	4301	100,000.00	---	---	100,000.00
DNR LEASING	13.005	4308	88,962.00	88,137.85	---	824.15

Solid Waste Management - Scrap Tire

Subaccount Fund (0569)

DNR STATE OWNED	13.010	2983	5,026.00	5,026.00	---	---
REFUND ACCOUNTS	06.315	3536	1,165.00	---	---	1,165.00
DNR LEASING	13.005	4309	32,167.00	31,936.57	---	230.43

Solid Waste Management Fund (0570)

DNR STATE OWNED	13.010	2986	12,564.00	12,563.56	---	0.44
REFUND ACCOUNTS	06.315	3537	1,165.00	---	---	1,165.00
DNR LEASING	13.005	4310	118,524.00	118,503.75	---	20.25

Metallic Minerals Waste Management

Fund (0575)

DNR STATE OWNED	13.010	2987	483.00	483.00	---	---
REFUND ACCOUNTS	06.315	3538	165.00	---	---	165.00

Natural Resources Protection - Air Pollution

Asbestos Fee Subaccount Fund (0584)

REFUND ACCOUNTS	06.315	2740	9,930.00	2,950.00	---	6,980.00
DNR STATE OWNED	13.010	2988	2,394.00	2,393.88	---	0.12
DNR LEASING	13.005	4312	19,630.00	19,453.65	---	176.35

Underground Storage Tank Regulation

Program Fund (0586)

REFUND ACCOUNTS	06.315	2742	4,965.00	---	---	4,965.00
DNR LEASING	13.005	4314	3,438.00	3,411.89	---	26.11

**STATE OF MISSOURI  
SUMMARY OF APPROPRIATION ACTIVITY  
SPECIAL REVENUE FUNDS  
FOR THE APPROPRIATION YEAR 2018**

	H.B. No.	Appr. No.	Appropriations	Expenditures and Transfers Out	Reappropriations to 2019	Lapse of Appropriations
Natural Resources Protection - Air Pollution Permit Fee Subaccount Fund (0594)						
REFUND ACCOUNTS	06.315	2743	62,082.00	16,423.00	---	45,659.00
DNR STATE OWNED	13.010	3013	72,524.00	72,524.00	---	---
DNR LEASING	13.005	4315	247,979.00	247,979.00	---	---
Water and Wastewater Loan Revolving Fund (0602)						
REFUND ACCOUNTS	06.315	3539	9,898.00	---	---	9,898.00
Parks Sales Tax Fund (0613)						
REFUND ACCOUNTS	06.315	3374	25,723.00	3,031.33	---	22,691.67
DNR LEASING	13.005	4316	106,065.00	101,980.73	---	4,084.27
Soil and Water Sales Tax Fund (0614)						
DNR STATE OWNED	13.010	3015	35,794.00	35,793.64	---	0.36
REFUND ACCOUNTS	06.315	3540	329.00	---	---	329.00
Water and Wastewater Loan Fund (0649)						
REFUND ACCOUNTS	06.315	3541	165.00	---	---	165.00
Groundwater Protection Fund (0660)						
REFUND ACCOUNTS	06.315	2744	3,165.00	---	---	3,165.00
Hazardous Waste Fund (0676)						
REFUND ACCOUNTS	06.315	2746	59,688.00	11,707.17	---	47,980.83
DNR STATE OWNED	13.010	3016	26,016.00	26,016.00	---	---
DNR LEASING	13.005	4321	103,861.00	103,239.69	---	621.31
Safe Drinking Water Fund (0679)						
REFUND ACCOUNTS	06.315	2745	14,726.00	1,361.73	---	13,364.27
DNR STATE OWNED	13.010	3020	104,509.00	104,508.68	---	0.32
DNR LEASING	13.005	4322	105,220.00	105,113.72	---	106.28
Oil and Gas Remedial Fund (0699)						
REFUND ACCOUNTS	06.315	7418	650.00	570.00	---	80.00
Storm Water Loan Revolving Fund (0754)						
REFUND ACCOUNTS	06.315	6865	200.00	---	---	200.00
Rural Water and Sewer Loan Revolving Fund (0755)						
REFUND ACCOUNTS	06.315	6866	165.00	---	---	165.00
Geologic Resources Fund (0801)						
REFUND ACCOUNTS	06.315	2891	1,000.00	666.00	---	334.00

Concentrated Animal Feeding Operation							
Indemnity Fund (0834)							
REFUND ACCOUNTS	06.315	4451	450.00	---	---	450.00	
Dry-Cleaning Environmental Response							
Trust Fund (0898)							
REFUND ACCOUNTS	06.315	3129	4,000.00	500.00	---	3,500.00	
DNR LEASING	13.005	6804	1,157.00	1,149.17	---	7.83	
Mined Land Reclamation Fund (0906)							
REFUND ACCOUNTS	06.315	2748	10,095.00	949.00	---	9,146.00	
DNR STATE OWNED	13.010	3024	11,573.00	11,572.67	---	0.33	
Babler State Park Fund (0911)							
REFUND ACCOUNTS	06.315	3375	417.00	---	---	417.00	
<b><u>Department Operations</u></b>							
Solid Waste Management Fund (0570)							
DT OP-CONTRACT AUDITS E&E	06.200	2295	150,000.00	48,541.00	---	101,459.00	
Soil and Water Sales Tax Fund (0614)							
DT OP-CONTRACT AUDITS E&E	06.200	2299	250,000.00	104,812.25	---	145,187.75	
Water and Wastewater Loan Fund (0649)							
DEPT OPERATIONS E&E	06.200	1816	27,000.00	---	---	27,000.00	
<b><u>Division of Environmental Quality</u></b>							
Missouri Air Emission Reduction Fund (0267)							
AIR POLLUTION CNTRL PS	06.225	4381	840,996.00	763,467.15	---	77,528.85	
AIR POLLUTION CNTRL E&E	06.225	4384	458,342.00	74,855.78	---	383,486.22	
REGIONAL OFFICES PS	06.225	8858	212,296.00	182,046.91	---	30,249.09	
REGIONAL OFFICES E&E	06.225	8863	30,133.00	12,630.38	---	17,502.62	
Natural Resources Protection Fund (0555)							
HAZARDOUS WASTE PS	06.225	5377	242,253.00	199,290.03	---	42,962.97	
HAZARDOUS WASTE E&E	06.225	5383	40,114.00	27,689.63	---	12,424.37	
AIR POLLUTION CNTRL E&E	06.225	5494	19.00	---	---	19.00	
WATER PROTECTION PRG E&E	06.225	7178	22,827.00	624.00	---	22,203.00	
ENVIRONMENTAL SVS PS	06.225	7359	46,591.00	9,787.79	---	36,803.21	
ENVIRONMENTAL SVS E&E	06.225	7364	58,869.00	11,340.17	---	47,528.83	
WATER PROTECTION PRG PS	06.225	8219	3,592.00	1,833.77	---	1,758.23	
Natural Resources Protection - Water Pollution							
Permit Fee Subaccount Fund (0568)							
WATER QUALITY STUDY GRANT	06.225	1359	5,300,000.00	2,373,422.74	---	2,926,577.26	
TECHNCL ASSIST GRANTS DEQ	06.225	4387	750,000.00	52,725.00	---	697,275.00	
REGIONAL OFFICES PS	06.225	5342	1,097,260.00	1,096,347.68	---	912.32	
REGIONAL OFFICES E&E	06.225	5351	183,798.00	63,811.84	---	119,986.16	
ENVIRONMENTAL SVS PS	06.225	5410	320,051.00	318,914.42	---	1,136.58	
ENVIRONMENTAL SVS E&E	06.225	5420	17,000.00	7,484.98	---	9,515.02	
CONSTRUCTION GRNTS&LOANS	06.225	6955	7,750,000.00	7,369,276.07	---	380,723.93	



**STATE OF MISSOURI  
SUMMARY OF APPROPRIATION ACTIVITY  
SPECIAL REVENUE FUNDS  
FOR THE APPROPRIATION YEAR 2018**

	H.B. No.	Appr. No.	Appropriations	Expenditures and Transfers Out	Reappropriations to 2019	Lapse of Appropriations
WATER PROTECTION PRG PS	06.225	7174	2,948,813.00	2,772,240.07	---	176,572.93
WATER PROTECTION PRG E&E	06.225	7179	761,242.00	728,723.19	---	32,518.81
WATER INFRASTRUCTURE ENC	06.225	8760	6,489,999.00	---	---	6,489,999.00
WATER QUALITY STUDY ENC	06.225	8761	2,000,000.00	---	---	2,000,000.00
Solid Waste Management - Scrap Tire						
Subaccount Fund (0569)						
SOLID WASTE MANAGEMENT	06.225	1419	3,000,000.00	555,317.71	---	2,444,682.29
REGIONAL OFFICES PS	06.225	5343	232,484.00	196,013.01	---	36,470.99
REGIONAL OFFICES E&E	06.225	5352	55,248.00	21,561.50	---	33,686.50
SOLID WASTE MGMT PS	06.225	5389	278,832.00	185,957.38	---	92,874.62
SOLID WASTE MGMT E&E	06.225	5392	67,001.00	8,902.21	---	58,098.79
Solid Waste Management Fund (0570)						
SOLID WASTE MANAGEMENT	06.225	1418	9,998,820.00	3,521,526.91	---	6,477,293.09
REGIONAL OFFICES PS	06.225	5344	375,900.00	330,441.72	---	45,458.28
REGIONAL OFFICES E&E	06.225	5353	111,815.00	52,924.38	---	58,890.62
SOLID WASTE MGMT PS	06.225	5390	1,533,370.00	1,252,075.26	---	281,294.74
SOLID WASTE MGMT E&E	06.225	5393	472,853.00	124,137.99	---	348,715.01
HAZARDOUS WASTE PS	06.225	5529	11,814.00	1,992.84	---	9,821.16
ENVIRONMENTAL SVS PS	06.225	7363	65,698.00	64,331.40	---	1,366.60
ENVIRONMENTAL SVS E&E	06.225	7365	10,108.00	5,733.31	---	4,374.69
WATER PROTECTION PRG PS	06.225	8220	718.00	366.56	---	351.44
SOLID WASTE DSTRCT GRANTS	06.225	9161	6,500,000.00	4,365,583.99	---	2,134,416.01
Natural Resources Protection - Air Pollution						
Asbestos Fee Subaccount Fund (0584)						
REGIONAL OFFICES E&E	06.225	2908	26,475.00	17,352.93	---	9,122.07
AIR POLLUTION CNTRL PS	06.225	5368	212,300.00	208,524.92	---	3,775.08
AIR POLLUTION CNTRL E&E	06.225	5373	36,691.00	12,704.85	---	23,986.15
REGIONAL OFFICES PS	06.225	6013	72,394.00	68,780.77	---	3,613.23
Underground Storage Tank Regulation						
Program Fund (0586)						
HAZARDOUS WASTE PS	06.225	5379	102,052.00	59,568.73	---	42,483.27
HAZARDOUS WASTE E&E	06.225	5385	46,166.00	11,955.92	---	34,210.08
WATER PROTECTION PRG PS	06.225	8221	718.00	366.56	---	351.44

Natural Resources Protection - Air Pollution

Permit Fee Subaccount Fund (0594)

AIR POLL CONTROL GRANTS	06.225	1364	1,272,621.00	50,968.67	---	1,221,652.33
REGIONAL OFFICES PS	06.225	5346	458,635.00	362,001.99	---	96,633.01
REGIONAL OFFICES E&E	06.225	5355	142,268.00	39,223.92	---	103,044.08
AIR POLLUTION CNTRL PS	06.225	5369	2,819,164.00	2,329,715.46	---	489,448.54
AIR POLLUTION CNTRL E&E	06.225	5374	583,573.00	78,361.05	---	505,211.95
ENVIRONMENTAL SVS PS	06.225	5412	683,901.00	618,581.16	---	65,319.84
ENVIRONMENTAL SVS E&E	06.225	5422	432,879.00	303,826.85	---	129,052.15

Water and Wastewater Loan Revolving

Fund (0602)

WATER & WASTEWATER LOAN	06.225	1446	205,582,627.00	39,756,754.99	---	165,825,872.01
DRINKING WATER LOAN	06.225	5470	28,593,444.00	10,453,329.59	---	18,140,114.41
WATER INFRASTRUCTURE ENC	06.225	8508	210,439,825.00	---	---	210,439,825.00

Soil and Water Sales Tax Fund (0614)

SOIL & WATER RES GRANT	06.225	1423	400,000.00	129,106.00	---	270,894.00
COST SHARE GRANT	06.225	1425	40,000,000.00	40,000,000.00	---	---
CONSERVATION MONITOR PRG	06.225	1427	650,000.00	167,367.80	---	482,632.20
SOIL & WATER CONSERV PS	06.225	5338	1,401,934.00	893,470.70	---	508,463.30
SOIL & WATER CONSERV E&E	06.225	5339	629,982.00	88,325.18	---	541,656.82
REGIONAL OFFICES E&E	06.225	5474	19,436.00	9,241.65	---	10,194.35
GRANTS TO SOIL DISTRICTS	06.225	7607	14,680,570.00	13,768,125.26	---	912,444.74

Water and Wastewater Loan Fund (0649)

DRINKING WATER LOAN	06.225	1442	36,400,000.00	11,583,305.81	---	24,816,694.19
WATER & WASTEWATER LOAN	06.225	1450	44,128,640.00	44,088,755.67	---	39,884.33
REGIONAL OFFICES E&E	06.225	5356	1.00	---	---	1.00
WATER PROTECTION PRG PS	06.225	6954	758,756.00	605,290.86	---	153,465.14
WATER PROTECTION PRG E&E	06.225	7180	106,675.00	40,052.94	---	66,622.06
WATER INFRASTRUCTURE ENC	06.225	8757	110,000,000.00	---	---	110,000,000.00

Hazardous Waste Fund (0676)

SUPERFUND CLEANUP	06.225	1172	2,803,944.00	1,476,917.49	---	1,327,026.51
ENVIRONMENT EMERG RESPONS	06.225	3082	500,000.00	17,584.66	---	482,415.34
REGIONAL OFFICES E&E	06.225	5357	16,211.00	15,338.86	---	872.14
HAZARDOUS WASTE PS	06.225	5380	1,646,612.00	1,627,329.72	---	19,282.28
HAZARDOUS WASTE E&E	06.225	5386	182,592.00	137,839.91	---	44,752.09
ENVIRONMENTAL SVS PS	06.225	5413	65,354.00	59,841.79	---	5,512.21
ENVIRONMENTAL SVS E&E	06.225	5423	30,621.00	19,619.74	---	11,001.26
REGIONAL OFFICES PS	06.225	7790	208,379.00	163,895.82	---	44,483.18
WATER PROTECTION PRG PS	06.225	8222	718.00	366.56	---	351.44

Safe Drinking Water Fund (0679)

DRINKING WATER ANALYSIS	06.225	3382	599,852.00	251,327.00	---	348,525.00
REGIONAL OFFICES PS	06.225	5348	965,555.00	951,449.97	---	14,105.03
REGIONAL OFFICES E&E	06.225	5358	221,342.00	149,513.12	---	71,828.88

**STATE OF MISSOURI  
SUMMARY OF APPROPRIATION ACTIVITY  
SPECIAL REVENUE FUNDS  
FOR THE APPROPRIATION YEAR 2018**

	H.B. No.	Appr. No.	Appropriations	Expenditures and Transfers Out	Reappropriations to 2019	Lapse of Appropriations
ENVIRONMENTAL SVS PS	06.225	5415	580,680.00	575,795.80	---	4,884.20
WATER PROTECTION PRG PS	06.225	7175	486,866.00	382,569.98	---	104,296.02
WATER PROTECTION PRG E&E	06.225	7181	730,435.00	525,301.71	---	205,133.29
Storm Water Loan Revolving Fund (0754)						
STORMWATER CONTROL LOANS	06.225	6848	1,014,141.00	---	---	1,014,141.00
WATER INFRASTRUCTURE ENC	06.225	8759	5,500,000.00	---	---	5,500,000.00
Rural Water and Sewer Loan Revolving Fund (0755)						
RURAL WATER&SEWER LOANS	06.225	6849	700,000.00	224,226.29	---	475,773.71
WATER INFRASTRUCTURE ENC	06.225	8758	1,100,000.00	---	---	1,100,000.00
Concentrated Animal Feeding Operation Indemnity Fund (0834)						
CAFO CLOSURES	06.225	3480	60,000.00	---	---	60,000.00
Dry-Cleaning Environmental Response Trust Fund (0898)						
HAZARDOUS WASTE PS	06.225	5467	70,430.00	4,795.74	---	65,634.26
HAZARDOUS WASTE E&E	06.225	5468	5,045.00	8.25	---	5,036.75
DRYCLEANERS CLEANUP	06.225	5469	350,000.00	101,084.68	---	248,915.32
<b><u>Missouri Geological Survey</u></b>						
Oil and Gas Resources Fund (0543)						
MGS OPERATIONS PS	06.260	1250	86,010.00	---	---	86,010.00
MGS OPERATIONS E&E	06.260	1252	12,006.00	---	---	12,006.00
Natural Resources Protection Fund (0555)						
MGS OPERATIONS PS	06.260	8970	10,200.00	---	---	10,200.00
MGS OPERATIONS E&E	06.260	9195	2,000.00	---	---	2,000.00
Natural Resources Protection - Water Pollution Permit Fee Subaccount Fund (0568)						
MGS OPERATIONS PS	06.260	2161	14,518.00	833.80	---	13,684.20
MGS OPERATIONS E&E	06.260	2162	371,222.00	441.08	---	370,780.92
Solid Waste Management Fund (0570)						
MGS OPERATIONS PS	06.260	2163	131,969.00	96,492.52	---	35,476.48
MGS OPERATIONS E&E	06.260	2164	9,480.00	9,345.59	---	134.41

Metallic Minerals Waste Management  
Fund (0575)

MGS OPERATIONS PS	06.260	1194	51,539.00	23,720.29	---	27,818.71
MGS OPERATIONS E&E	06.260	1195	13,761.00	5,292.36	---	8,468.64
Groundwater Protection Fund (0660)						
MGS OPERATIONS PS	06.260	1956	533,827.00	437,539.12	---	96,287.88
MGS OPERATIONS E&E	06.260	2411	97,405.00	54,666.69	---	42,738.31
Hazardous Waste Fund (0676)						
MGS OPERATIONS PS	06.260	2165	155,414.00	124,838.34	---	30,575.66
MGS OPERATIONS E&E	06.260	2171	31,010.00	26,426.00	---	4,584.00
Safe Drinking Water Fund (0679)						
MGS OPERATIONS E&E	06.260	1595	366,150.00	---	---	366,150.00
Oil and Gas Remedial Fund (0699)						
OIL & GAS REMEDIAL FUND	06.260	7767	150,000.00	---	---	150,000.00
MGS OPERATIONS PS	06.260	7801	7,444.00	---	---	7,444.00
MGS OPERATIONS E&E	06.260	7802	7,625.00	2.99	---	7,622.01
Rural Water and Sewer Loan Revolving Fund (0755)						
MGS OPERATIONS E&E	06.260	1596	366,150.00	---	---	366,150.00
Geologic Resources Fund (0801)						
MGS OPERATIONS PS	06.260	2861	118,305.00	41,452.80	---	76,852.20
MGS OPERATIONS E&E	06.260	2889	18,270.00	7,928.73	---	10,341.27
Dry-Cleaning Environmental Response Trust Fund (0898)						
MGS OPERATIONS PS	06.260	2206	7,762.00	---	---	7,762.00
MGS OPERATIONS E&E	06.260	2208	1,384.00	---	---	1,384.00
Mined Land Reclamation Fund (0906)						
MGS OPERATIONS PS	06.260	1197	456,824.00	295,629.00	---	161,195.00
MGS OPERATIONS E&E	06.260	1198	211,776.00	52,045.21	---	159,730.79
LAND RECLMT BOND FORFEIT	06.260	7453	700,000.00	---	---	700,000.00

**Missouri State Parks**

Parks Sales Tax Fund (0613)

STATE PARKS OPERATION E&E	06.285	0664	10,831,615.00	9,409,228.92	---	1,422,386.08
DNR WATER WASTE IMPROV	17.355	1535	780,000.00	63,530.73	716,469.00	0.27
CATASTROPHIC PROJECTS	17.355	1536	327,621.00	212,034.46	115,586.00	0.54
IMPROVEMENTS STATE PARKS	17.355	1563	1,161,280.00	496,800.95	664,479.00	0.05
LEVY DISTRICT PAYMENTS	06.285	1942	15,000.00	10,079.59	---	4,920.41
STATE PARKS OPERATION PS	06.285	2082	20,533,898.00	19,563,198.62	---	970,699.38
CATASTROPHIC PROJECTS	18.030	3220	1,400,000.00	120,290.97	1,279,709.00	0.03
DNR ROADS PARKING TRAILS	18.030	3223	280,000.00	3,771.20	276,228.00	0.80
BRUCE R WATKINS CENTER	06.285	7814	100,000.00	100,000.00	---	---
PAYMENT IN LIEU OF TAXES	06.285	7815	30,000.00	15,830.23	---	14,169.77

**STATE OF MISSOURI  
SUMMARY OF APPROPRIATION ACTIVITY  
SPECIAL REVENUE FUNDS  
FOR THE APPROPRIATION YEAR 2018**

	H.B. No.	Appr. No.	Appropriations	Expenditures and Transfers Out	Reappropriations to 2019	Lapse of Appropriations
PRJS ST & HIST PROPERTIES	17.340	8585	57,239.00	51,000.93	---	6,238.07
DNR WATER WASTE IMPROV	17.340	8587	1,136,688.00	666,616.64	470,071.00	0.36
PRJS ST & HIST PROPERTIES	17.350	9281	134,633.00	52,694.47	81,938.00	0.53
DNR WATER WASTE IMPROV	17.350	9283	590,649.00	561,092.00	29,557.00	---
CATASTROPHIC PROJECTS	17.350	9284	310,444.00	145,738.16	164,705.00	0.84
IMPROVEMENTS STATE PARKS	17.350	9305	319.00	150.00	---	169.00
Meramec-Onondaga State Parks Fund (0698)						
STATE PARKS OPERATION E&E	06.285	2085	85,000.00	73,082.44	---	11,917.56
Economic Development Advancement Fund (0783)						
HISTORIC PRESERVATION PS	06.290	2834	102,955.00	95,186.56	---	7,768.44
HISTORIC PRESERVATION E&E	06.290	2837	10,853.00	10,838.47	---	14.53
Babler State Park Fund (0911)						
STATE PARKS OPERATION PS	06.285	2086	56,184.00	54,948.13	---	1,235.87
STATE PARKS OPERATION E&E	06.285	2087	75,000.00	52,670.90	---	22,329.10
<b><u>DEPARTMENT OF PUBLIC SAFETY</u></b>						
Veterans' Commission Capital Improvement Trust Fund (0304)						
CRITICAL M&R	17.225	1402	456,539.00	414,186.68	42,352.00	0.32
DPS-INSTITUTIONAL	13.015	7735	2,786,011.00	2,786,011.00	---	---
PUBLIC SAFETY LEASING	13.005	8315	209,679.00	154,664.03	---	55,014.97
PUBLIC SAFETY STATE OWNED	13.010	8316	112,691.00	112,691.00	---	---
CRITICAL M&R	17.220	9277	164,487.00	158,000.06	---	6,486.94
Division of Alcohol and Tobacco Control Fund (0544)						
PUBLIC SAFETY LEASING	13.005	1272	189,601.00	131,961.85	---	57,639.15
PUBLIC SAFETY STATE OWNED	13.010	4447	12,470.00	12,469.60	---	0.40
State Highways and Transportation Department Fund (0644)						
CRITICAL M&R	17.220	9276	522,378.00	368,504.37	153,873.00	0.63
<b><u>Office of the Director</u></b>						
Missouri Crime Prevention Information and Programming Fund (0253)						
DIRECTOR ADMIN E&E	08.005	2328	1,000.00	---	---	1,000.00

Peace Officer Standards and Training Commission Fund (0281)							
POST TRAINING	08.085	1645	1,250,000.00	865,352.20	---	384,647.80	
State Forensic Laboratory Fund (0591)							
STATE FORENSIC LABS	08.075	8770	400,000.00	281,680.12	---	118,319.88	
Services to Victims Fund (0592)							
DIRECTOR ADMIN PS	08.005	0782	71,465.00	35,753.00	---	35,712.00	
DIRECTOR ADMIN E&E	08.005	0783	10,042.00	4,175.05	---	5,866.95	
STATE SERVICES TO VICTIMS	08.050	8866	2,000,000.00	951,149.93	---	1,048,850.07	
Criminal Record System Fund (0671)							
INFO TECH SERVICES E&E	08.006	3945	1,945,000.00	1,940,225.39	---	4,774.61	
Crime Victims' Compensation Fund (0681)							
CRIME VICTIMS COMP	08.065	2279	4,837,329.00	3,843,171.90	---	994,157.10	
DIRECTOR ADMIN E&E	08.005	5220	1,453,268.00	1,215,391.07	---	237,876.93	
STATE SERVICES TO VICTIMS	08.050	5668	50,000.00	11,187.22	---	38,812.78	
DIRECTOR ADMIN PS	08.005	8769	467,692.00	446,657.66	---	21,034.34	
Antiterrorism Fund (0759)							
DIRECTOR ADMIN E&E	08.005	7530	15,000.00	12,642.69	---	2,357.31	
MODEX Fund (0867)							
MODEX PS	08.005	8795	90,278.00	86,296.04	---	3,981.96	
MODEX E&E	08.005	8798	763,000.00	523,152.02	---	239,847.98	
Deputy Sheriff Salary Supplementation Fund (0913)							
MOSMART	08.035	7930	7,200,000.00	2,984,534.77	---	4,215,465.23	
<b><u>Division of Fire Safety</u></b>							
Elevator Safety Fund (0257)							
F S ADMIN PS	08.175	5629	375,025.00	369,372.01	---	5,652.99	
F S ADMIN E&E	08.175	5630	94,933.00	79,652.93	---	15,280.07	
Chemical Emergency Preparedness Fund (0587)							
FIREFIGHTER TRAINING	08.185	1382	100,000.00	80,988.00	---	19,012.00	
Boiler and Pressure Vessels Safety Fund (0744)							
F S ADMIN PS	08.175	6103	394,174.00	392,574.91	---	1,599.09	
F S ADMIN E&E	08.175	6104	46,898.00	46,896.80	---	1.20	
Missouri Explosives Safety Act Administration Fund (0804)							
F S ADMIN PS	08.175	2836	87,529.00	63,936.04	---	23,592.96	
F S ADMIN E&E	08.175	2857	12,027.00	12,021.70	---	5.30	
Fire Education Fund (0821)							
FIREFIGHTER TRAINING	08.185	0682	320,000.00	136,444.53	---	183,555.47	

**STATE OF MISSOURI  
SUMMARY OF APPROPRIATION ACTIVITY  
SPECIAL REVENUE FUNDS  
FOR THE APPROPRIATION YEAR 2018**

	H.B. No.	Appr. No.	Appropriations	Expenditures and Transfers Out	Reappropriations to 2019	Lapse of Appropriations
Cigarette Fire Safety and Firefighter Protection Fund (0937)						
FIRE SAFE CIGARETTE PS	08.180	6782	21,017.00	17,560.22	---	3,456.78
FIRE SAFE CIGARETTE E&E	08.180	6783	10,204.00	10,196.48	---	7.52
<b>State Highway Patrol</b>						
Gaming Commission Fund (0286)						
SHP TECHNICAL SERVICE PS	08.150	0636	21,543.00	3,683.72	---	17,859.28
SHP ENFORCEMENT E&E	08.110	1647	388,088.00	353,262.44	---	34,825.56
GASOLINE PURCHASE	08.120	1648	775,366.00	422,169.99	---	353,196.01
SHP ADMIN PS	08.100	2797	34,879.00	33,579.97	---	1,299.03
FRINGE BENEFITS PS	08.105	3276	365,033.00	184,028.85	---	181,004.15
FRINGE BENEFITS E&E	08.105	3277	397,341.00	383,249.02	---	14,091.98
SHP ADMIN E&E	08.100	4369	4,802.00	---	---	4,802.00
VEHICLE REPLACEMENT	08.125	4371	549,074.00	483,035.00	---	66,039.00
SHP ACADEMY PS	08.135	5917	174,718.00	164,683.14	---	10,034.86
SHP ACADEMY E&E	08.135	5918	79,440.00	66,466.30	---	12,973.70
Highway Patrol Inspection Fund (0297)						
VEH & DRIVER SAFETY E&E	08.140	1379	360,632.00	351,219.03	---	9,412.97
VEH & DRIVER SAFETY PS	08.140	8476	128,775.00	88,225.07	---	40,549.93
FRINGE BENEFITS PS	08.105	8837	74,926.00	67,240.01	---	7,685.99
FRINGE BENEFITS E&E	08.105	8838	12,594.00	8,486.63	---	4,107.37
Missouri State Water Patrol Fund (0400)						
STATE WATER PATROL PS	08.115	3595	1,655,052.00	1,033,422.52	---	621,629.48
STATE WATER PATROL E&E	08.115	3598	840,000.00	355,340.95	---	484,659.05
FRINGE BENEFITS PS	08.105	8036	1,305,674.00	788,334.68	---	517,339.32
FRINGE BENEFITS E&E	08.105	8037	115,078.00	97,822.44	---	17,255.56
SHP ADMIN PS	08.100	8836	98,694.00	51,782.58	---	46,911.42
SHP ENFORCEMENT PS	08.110	8839	87,813.00	27,059.21	---	60,753.79
State Forensic Laboratory Fund (0591)						
CRIME LABS E&E	08.130	8771	327,633.00	327,633.00	---	---
State Highways and Transportation Department Fund (0644)						
SHP TECHNICAL SERVICE PS	08.150	0630	14,521,316.00	13,356,936.68	---	1,164,379.32
SHP ADMIN PS	08.100	1130	6,145,488.00	5,933,075.24	---	212,412.76

SHP ADMIN E&E	08.100	1133	422,589.00	381,705.02	---	40,883.98
SHP ENFORCEMENT PS	08.110	1136	72,208,910.00	67,334,893.68	---	4,874,016.32
SHP ACADEMY PS	08.135	1143	1,344,722.00	1,245,445.94	---	99,276.06
SHP ACADEMY E&E	08.135	1148	73,576.00	65,829.21	---	7,746.79
VEH & DRIVER SAFETY PS	08.140	1150	11,112,828.00	10,293,357.38	---	819,470.62
VEH & DRIVER SAFETY E&E	08.140	1154	1,020,875.00	914,359.12	---	106,515.88
CARTHAGE RDIO TWR RPLCMNT	17.420	1413	277,201.00	---	277,201.00	---
SHP ENFORCEMENT E&E	08.110	1430	6,748,812.00	6,685,454.95	---	63,357.05
GEN HQ EXTERIOR REPAIRS	17.420	1469	151,221.00	151,221.00	---	---
SHP TECHNICAL SERVICE E&E	08.150	2285	13,677,138.00	13,451,795.71	---	225,342.29
ST HWY PATROL LEASING	13.005	3194	1,059,220.00	1,017,848.78	---	41,371.22
MSHP CRITICAL M&R	18.040	3238	400,000.00	---	400,000.00	---
MSHP STATEWIDE M&R	18.040	3239	1,030,620.00	51,033.93	979,586.00	0.07
REFUND UNUSED STICKERS	08.145	3284	100,000.00	34,578.00	---	65,422.00
FRINGE BENEFITS PS	08.105	4346	81,049,718.00	74,874,324.56	---	6,175,393.44
FRINGE BENEFITS E&E	08.105	4349	6,516,441.00	6,305,003.57	---	211,437.43
VEHICLE REPLACEMENT	08.125	4370	6,573,075.00	5,039,912.00	---	1,533,163.00
GASOLINE PURCHASE	08.120	4472	4,837,264.00	3,558,322.34	---	1,278,941.66
CRIME LABS PS	08.130	5296	3,878,874.00	3,570,732.82	---	308,141.18
CRIME LABS E&E	08.130	5297	1,209,249.00	1,172,972.00	---	36,277.00
INTEROPERABLE SYSTEM HWY	08.110	7101	5,000,000.00	4,891,208.96	---	108,791.04
DPS HP STATE OWNED	13.010	7740	147,630.00	147,528.50	---	101.50
DPS-SHP INSTIT	13.015	7745	1,637,183.00	1,637,183.00	---	---
INTEROPERABLE ONGOING HWY	08.110	7900	4,100,000.00	3,975,769.31	---	124,230.69
MSHP ACADEMY BULLET TRAP	17.410	8593	59,578.00	43,169.00	---	16,409.00
MSHP ACADEMY ELEVATR REPL	17.410	8594	107,685.00	107,684.20	---	0.80
MSHP HANGAR/OFF HVAC REPL	17.410	8595	23,619.00	23,618.99	---	0.01
MSHP HQ COOLING TOWR REPL	17.410	8596	440.00	440.00	---	---
MSHP HQ ELEVATOR REPLCMNT	17.410	8598	53,080.00	53,080.00	---	---
MSHP HQ HVAC & WATER REPL	17.410	8599	2,152.00	2,152.00	---	---
MSHP HQ MECHANICAL MODIF	17.410	8600	39,030.00	16,504.48	---	22,525.52
MSHP HQ UPS UNIT REPLCMNT	17.410	8601	41,075.00	38,597.76	---	2,477.24
MSHP TROOP B FIRNG & HVAC	17.410	8606	23,442.00	23,241.97	---	200.03
MSHP TROOP C CDL CONC REP	17.410	8607	101,159.00	50,902.60	---	50,256.40
MSHP TROOP D RTU REPLCMNT	17.410	8608	848.00	848.00	---	---
MSHP TROOP F FAN REPLCMNT	17.410	8612	2,913.00	2,913.00	---	---
MSHP TROOP F ROOF REPLCMT	17.410	8613	13,966.00	13,966.00	---	---
MSHP TROOP G AHU REPLCMNT	17.410	8614	92,288.00	4,658.95	---	87,629.05
MSHP TROOP G HQ ROOF REP	17.410	8616	61,332.00	59,316.09	---	2,015.91
MSHP TROOP G CL ROOF REP	17.410	8617	28,754.00	17,007.00	---	11,747.00
MSHP TROOP I AHU REPLCMT	17.410	8619	957.00	957.00	---	---
MSHP TROOP I ROOF REPLMT	17.410	8620	38,954.00	38,954.00	---	---
CARTHGE RADIO TWR RPLCMNT	17.415	9289	69,300.00	---	69,300.00	---



**STATE OF MISSOURI  
SUMMARY OF APPROPRIATION ACTIVITY  
SPECIAL REVENUE FUNDS  
FOR THE APPROPRIATION YEAR 2018**

	H.B. No.	Appr. No.	Appropriations	Expenditures and Transfers Out	Reappropriations to 2019	Lapse of Appropriations
TROOP A RADIO TRR RPLCMNT	17.415	9290	466,501.00	23,650.52	442,850.00	0.48
TROOP D RADIO TRR RPLCMNT	17.415	9291	466,501.00	---	466,501.00	---
GEN HQ EXTERIOR REPAIRS	17.415	9292	6,529.00	6,529.00	---	---
GEN HQ ROOF REPLACEMENT	17.415	9294	3,815.00	3,814.92	---	0.08
TROOP A HQ SWR LN RPLCMNT	17.415	9295	189,810.00	189,810.00	---	---
TROOP F CDL ROOF RPLCMNT	17.415	9296	37,032.00	---	37,032.00	---
TROOP F HQ LED LIGHTING	17.415	9297	34,888.00	27,705.62	7,182.00	0.38
TROOP I HQ LED LIGHTING	17.415	9298	27,051.00	27,051.00	---	---
TROOP G HQ LED LIGHTING	17.415	9299	18,087.00	---	18,087.00	---
Criminal Record System Fund (0671)						
SHP TECHNICAL SERVICE PS	08.150	0635	3,679,539.00	3,629,228.36	---	50,310.64
SHP ADMIN PS	08.100	2121	42,664.00	41,252.00	---	1,412.00
SHP TECHNICAL SERVICE E&E	08.150	2286	2,105,243.00	1,318,545.84	---	786,697.16
FBI BACKGROUND CHARGES	08.150	7163	2,500,000.00	1,353,040.00	---	1,146,960.00
FRINGE BENEFITS PS	08.105	8867	3,431,351.00	3,063,039.64	---	368,311.36
FRINGE BENEFITS E&E	08.105	8868	258,883.00	178,399.70	---	80,483.30
SHP ENFORCEMENT PS	08.110	8870	199,128.00	177,920.26	---	21,207.74
CRIME LABS PS	08.130	8872	190,797.00	165,707.80	---	25,089.20
CRIME LABS E&E	08.130	8873	2,575.00	2,575.00	---	---
Highway Patrol's Motor Vehicle, Aircraft, Watercraft Revolving Fund (0695)						
SHP ENFORCEMENT E&E	08.110	1967	297,625.00	157,543.03	---	140,081.97
FRINGE BENEFITS PS	08.105	2900	4,681.00	---	---	4,681.00
FRINGE BENEFITS E&E	08.105	2901	657.00	568.61	---	88.39
SHP ENFORCEMENT PS	08.110	2903	8,047.00	---	---	8,047.00
VEHICLE REPLACEMENT	08.125	6461	7,713,448.00	7,710,762.80	---	2,685.20
Highway Patrol Traffic Records Fund (0758)						
SHP TECHNICAL SERVICE PS	08.150	3682	79,116.00	65,247.32	---	13,868.68
SHP ENFORCEMENT E&E	08.110	6892	245,242.00	37,270.64	---	207,971.36
FRINGE BENEFITS PS	08.105	7284	59,900.00	58,887.78	---	1,012.22
FRINGE BENEFITS E&E	08.105	7285	5,017.00	3,544.52	---	1,472.48
DNA Profiling Analysis Fund (0772)						
CRIME LABS PS	08.130	7280	64,650.00	55,640.25	---	9,009.75
CRIME LABS E&E	08.130	7281	1,478,305.00	881,866.54	---	596,438.46
FRINGE BENEFITS PS	08.105	7282	56,181.00	38,652.16	---	17,528.84

FRINGE BENEFITS E&E	08.105	7283	6,046.00	2,943.74	---	3,102.26
Criminal Justice Network and Technology Revolving Fund (0842)						
SHP TECHNICAL SERVICE E&E	08.150	4113	2,699,050.00	1,880,295.83	---	818,754.17
MULES/AMBER ALERT INTRFCE	08.150	9163	120,000.00	---	---	120,000.00
<b><u>Alcohol and Tobacco Control</u></b>						
Division of Alcohol and Tobacco Control Fund (0544)						
ALCOHOL & TOBACCO CNTR PS	08.165	1254	1,210,004.00	1,174,643.47	---	35,360.53
ALCOHOL & TOBACCO CNTR EE	08.165	1262	366,824.00	354,750.14	---	12,073.86
<b><u>Adjutant General</u></b>						
Missouri National Guard Training Site Fund (0269)						
TRAINING SITE REVOLVING	08.300	3154	330,000.00	161,062.81	---	168,937.19
CONTRACT SERVICES PS	08.305	6942	20,474.00	---	---	20,474.00
Veterans' Commission Capital Improvement Trust Fund (0304)						
VETS RECOGNITION PRG E&E	08.275	3430	536,732.00	5,197.23	---	531,534.77
VETS RECOGNITION PRG PS	08.275	6843	95,258.00	81,780.00	---	13,478.00
Missouri National Guard Trust Fund (0900)						
NATIONAL GUARD TRUST FUND	08.270	1863	1,764,400.00	837,831.03	---	926,568.97
NATIONAL GUARD TRUST PS	08.270	7278	1,291,425.00	1,067,385.99	---	224,039.01
NATIONAL GUARD TRUST E&E	08.270	7279	1,461,847.00	513,034.86	---	948,812.14
CONTRACT SERVICES E&E	08.305	7524	673,925.00	479,670.71	---	194,254.29
<b><u>State Emergency Management Agency</u></b>						
Chemical Emergency Preparedness Fund (0587)						
A G SEMA PS	08.315	3882	162,055.00	150,525.43	---	11,529.57
A G SEMA E&E	08.315	3883	85,117.00	26,161.03	---	58,955.97
MERC DISTRIBUTIONS	08.325	3884	650,000.00	485,738.62	---	164,261.38
<b><u>Missouri Veterans Commission</u></b>						
Veterans' Commission Capital Improvement Trust Fund (0304)						
VETERANS HOMES PS	08.205	0639	29,731.00	26,304.00	---	3,427.00
MVC ST LOUIS M&R PROJS	17.425	1318	623,547.00	---	---	623,547.00
HIGGINSVILLE COLMBRM WALL	17.445	1531	2,630,385.00	600,080.77	2,030,304.00	0.23
SPRINGFIELD COLMBRM WALL	17.445	1533	3,345,026.00	1,818,347.32	1,526,678.00	0.68
MVC CRITICAL M&R	18.045	3240	1,500,000.00	175,761.10	1,324,238.00	0.90
MVC STATEWIDE M&R	18.045	3241	34,243,048.00	231,258.42	34,011,789.00	0.58

**STATE OF MISSOURI  
SUMMARY OF APPROPRIATION ACTIVITY  
SPECIAL REVENUE FUNDS  
FOR THE APPROPRIATION YEAR 2018**

	H.B. No.	Appr. No.	Appropriations	Expenditures and Transfers Out	Reappropriations to 2019	Lapse of Appropriations
ADMIN & SERVICE PS	08.190	4481	4,415,219.00	4,040,470.96	---	374,748.04
ADMIN & SERVICE E&E	08.190	4482	1,456,213.00	1,174,775.98	---	281,437.02
VETERANS SVS OFFICER PRGM	08.200	5052	1,600,000.00	1,421,212.03	---	178,787.97
STL VETS STORAGE BLDG	17.430	8570	980,444.00	---	980,444.00	---
MVC CAMERON M&R PROJECTS	17.425	8622	336,634.00	---	---	336,634.00
MVC CAPE GIRARDEAU M&R	17.425	8624	3,204,535.00	1,603,932.93	1,000,000.00	600,602.07
MVC MEXICO M&R PROJECTS	17.425	8626	184,800.00	---	---	184,800.00
MVC ST JAMES M&R PROJS	17.425	8628	5,605,426.00	56,862.00	5,548,564.00	---
ANTI WANDER SYSTEMS	17.435	8636	500,000.00	470,802.06	---	29,197.94
JACKSONVILLE STORAGE BLDG	17.440	9311	178,645.00	178,645.00	---	---
ST JAMES VETS CEM RENOV	17.440	9994	54,070.00	27,227.53	26,842.00	0.47
SPRNGFLD VETS CEM CONCRT	17.440	9995	60,579.00	18,082.75	---	42,496.25
Veterans' Trust Fund (0579)						
ADMIN & SERVICE E&E	08.190	0981	23,832.00	23,832.00	---	---
VETERANS HOMES E&E	08.205	2345	49,980.00	37,943.93	---	12,036.07
WWI Memorial Trust Fund (0993)						
WORLD WAR I MEMORIAL	08.195	9004	150,000.00	103,650.00	---	46,350.00
<b><u>Missouri Gaming Commission</u></b>						
Compulsive Gamblers Fund (0249)						
GAMING E&E	08.215	3087	56,310.00	1,070.08	---	55,239.92
Gaming Proceeds for Education Fund (0285)						
GAMING PROC FOR EDU REF	08.235	2934	50,000.00	---	---	50,000.00
Gaming Commission Fund (0286)						
GAMING COMM FRINGES PS	08.220	1542	6,605,754.00	5,981,857.46	---	623,896.54
GAMING COMM FRINGES E&E	08.220	1543	267,317.00	167,750.05	---	99,566.95
GAMING COMM REFUNDS	08.225	1651	100,000.00	30,549.00	---	69,451.00
GAMING & BINGO PS	08.215	2990	14,817,710.00	13,744,225.81	---	1,073,484.19
GAMING & BINGO E&E	08.215	2991	1,726,519.00	1,224,312.48	---	502,206.52
GAMING COM LEASING	13.005	3198	388,358.00	379,681.73	---	8,676.27
GAMING COM STATE OWNED	13.010	7883	76,050.00	76,049.56	---	0.44
Bingo Proceeds for Education Fund (0289)						
BINGO REFUNDS	08.230	2994	5,000.00	---	---	5,000.00

**DEPARTMENT OF REVENUE**

Gaming Proceeds for Education Fund (0285)							
FED & OTHER FUND REFUNDS	04.065	3004	15,000.00	---	---	15,000.00	
Gaming Commission Fund (0286)							
FED & OTHER FUND REFUNDS	04.065	0929	5,000.00	---	---	5,000.00	
Solid Waste Management - Scrap Tire Subaccount Fund (0569)							
FED & OTHER FUND REFUNDS	04.065	1592	10,000.00	---	---	10,000.00	
Motor Vehicle Commission Fund (0588)							
FED & OTHER FUND REFUNDS	04.065	7292	5,000.00	2,567.50	---	2,432.50	
Revenue Specialty Plate Fund (0775)							
FED & OTHER FUND REFUNDS	04.065	7295	10,000.00	---	---	10,000.00	

**Legal Services Division**

Motor Vehicle Commission Fund (0588)						
LEGAL SERV PS	04.020	1745	461,870.00	367,821.89	---	94,048.11
LEGAL SERV E&E	04.020	1746	28,118.00	8,042.65	---	20,075.35
State Highways and Transportation Department Fund (0644)						
HWY COLL ATTORNEY FEES	04.005	0889	1,000.00	---	---	1,000.00
HWY COLL LEGAL SERV PS	04.005	1777	1,082,239.00	992,935.65	---	89,303.35
HWY COLL LEGAL SERV E&E	04.005	1778	106,035.00	102,827.81	---	3,207.19
Tobacco Control Special Fund (0984)						
TOBACCO CONT ENFORCMNT PS	04.020	8246	42,279.00	---	---	42,279.00
TOBACCO CONT ENFORCMNT EE	04.020	8247	3,323.00	---	---	3,323.00

**Administration Division**

Health Initiatives Fund (0275)						
POSTAGE	04.025	1636	5,373.00	5,212.00	---	161.00
Motor Vehicle Commission Fund (0588)						
POSTAGE	04.025	6869	44,029.00	44,029.00	---	---
Conservation Commission Fund (0609)						
POSTAGE	04.025	6240	1,343.00	1,343.00	---	---
State Highways and Transportation Department Fund (0644)						
HIGHWAY FUND REFUNDS	04.070	1245	2,290,564.00	401,219.34	---	1,889,344.66
HWY COLL ADMIN PS	04.005	1791	660,746.00	660,738.62	---	7.38
HWY COLL ADMIN E&E	04.005	1794	208,196.00	187,220.58	---	20,975.42
HWY COLL POSTAGE	04.005	1796	2,171,153.00	2,106,018.00	---	65,135.00

**STATE OF MISSOURI  
SUMMARY OF APPROPRIATION ACTIVITY  
SPECIAL REVENUE FUNDS  
FOR THE APPROPRIATION YEAR 2018**

	H.B. No.	Appr. No.	Appropriations	Expenditures and Transfers Out	Reappropriations to 2019	Lapse of Appropriations
<b><u>Motor Vehicle and Driver Licensing Division</u></b>						
Motor Vehicle Commission Fund (0588)						
MV/DL PS	04.015	1714	198,750.00	196,902.71	---	1,847.29
MV/DL E&E	04.015	1715	245,840.00	45,822.47	---	200,017.53
State Highways and Transportation Department Fund (0644)						
HWY COLL MV/DL PS	04.005	1773	4,557,487.00	4,410,952.00	---	146,535.00
HWY COLL MV/DL E&E	04.005	1774	3,850,831.00	3,735,306.00	---	115,525.00
Revenue Specialty Plate Fund (0775)						
MV/DL PS	04.015	1722	6,932.00	---	---	6,932.00
MV/DL E&E	04.015	1723	9,953.00	---	---	9,953.00
<b><u>Taxation Division</u></b>						
Health Initiatives Fund (0275)						
CIGARETTE TAX REFUNDS	04.090	1640	125,000.00	90.64	---	124,909.36
TAXATION PS	04.010	1701	52,870.00	46,698.31	---	6,171.69
TAXATION E&E	04.010	1702	4,163.00	1,127.73	---	3,035.27
Conservation Commission Fund (0609)						
TAXATION PS	04.010	1706	577,397.00	499,353.92	---	78,043.08
TAXATION E&E	04.010	1707	8,277.00	1,531.26	---	6,745.74
State School Money Fund (0616)						
CIGARETTE TAX REFUNDS	04.090	1641	25,000.00	203.93	---	24,796.07
State Highways and Transportation Department Fund (0644)						
REFUNDS OF MOTOR FUEL TAX	04.080	1248	16,114,000.00	11,282,811.24	---	4,831,188.76
HWY COLL TAX PS	04.005	1771	896,985.00	869,282.26	---	27,702.74
HWY COLL TAX E&E	04.005	1772	170,190.00	7,046.96	---	163,143.04
Workers' Compensation Fund (0652)						
WORKERS COMP REFUNDS	04.085	8360	2,000,000.00	51,801.00	---	1,948,199.00
Petroleum Inspection Fund (0662)						
TAXATION PS	04.010	1708	34,701.00	27,115.00	---	7,586.00
TAXATION E&E	04.010	1709	2,818.00	---	---	2,818.00
Motor Fuel Tax Fund (0673)						
DIST TO CITIES MFT FUND	04.050	1246	192,000,000.00	188,109,700.25	---	3,890,299.75
Fair Share Fund (0687)						
CIGARETTE TAX REFUNDS	04.090	1642	11,000.00	90.64	---	10,909.36

Aviation Trust Fund (0952)							
AVIATION TRUST REFUNDS	04.075	9815	50,000.00	3,359.60	---	46,640.40	

**DEPARTMENT OF SOCIAL SERVICES**

Nursing Facility Quality of Care Fund (0271)						
SOCIAL SERVICES LEASING	13.005	0666	76,775.00	76,147.95	---	627.05
Health Initiatives Fund (0275)						
SOCIAL SRVS STATE OWNED	13.010	7763	17,669.00	17,093.96	---	575.04
Social Services Educational Improvement Fund (0620)						
DELMINA WDS BLDG REPLCMNT	17.490	1477	400,000.00	---	---	400,000.00
SOCIAL SRVS STATE OWNED	13.010	7765	5,252.00	5,252.00	---	---
DELMINA WDS BLDG REPLCMNT	17.485	9313	36,408.00	10,164.88	---	26,243.12
Medicaid Provider Enrollment Fund (0990)						
MO MEDICAID AUD & COMP EE	11.020	8218	51,500.00	51,500.00	---	---

**Family Support Division**

Health Initiatives Fund (0275)						
IM FIELD STAFF/OPS PS	11.070	6287	812,688.00	788,307.00	---	24,381.00
IM FIELD STAFF/OPS E&E	11.070	6288	27,917.00	27,079.00	---	838.00
ELGBLTY & ENRLLMNT SYS EE	11.095	8480	1,000,000.00	970,000.00	---	30,000.00
Blind Pension Fund (0621)						
BLIND PENSIONS	11.135	1407	35,203,216.00	31,265,837.72	---	3,937,378.28
Blindness Education, Screening and Treatment Program Fund (0892)						
SVS FOR VISUALLY IMPAIRED	11.180	3643	349,000.00	278,387.20	---	70,612.80

**Children's Division**

Health Initiatives Fund (0275)						
CHILD FIELD STAFF/OPS PS	11.215	6305	72,530.00	69,519.00	---	3,011.00
CHILD FIELD STAFF/OPS E&E	11.215	6306	27,846.00	27,846.00	---	---
CHILD ASSESSMENT CENTERS	11.270	8299	501,048.00	486,017.00	---	15,031.00
Early Childhood Development, Education and Care Fund (0859)						
PURCHASE OF CHILD CARE	11.295	2273	7,574,500.00	7,347,265.00	---	227,235.00
CHILDREN'S ADMIN PS	11.210	6298	46,745.00	44,997.00	---	1,748.00
CHILDREN'S ADMIN E&E	11.210	6299	11,548.00	11,497.75	---	50.25

**Division of Youth Services**

Health Initiatives Fund (0275)						
YOUTH TREATMENT PRGM PS	11.305	3608	136,085.00	132,002.00	---	4,083.00
YOUTH TREATMENT PRGM E&E	11.305	3609	9,106.00	8,833.00	---	273.00

**STATE OF MISSOURI  
SUMMARY OF APPROPRIATION ACTIVITY  
SPECIAL REVENUE FUNDS  
FOR THE APPROPRIATION YEAR 2018**

	H.B. No.	Appr. No.	Appropriations	Expenditures and Transfers Out	Reappropriations to 2019	Lapse of Appropriations
Gaming Commission Fund (0286)						
JUVENILE COURT DIVERSION	11.310	0186	500,000.00	420,066.79	---	79,933.21
Social Services Educational Improvement Fund (0620)						
YOUTH TREATMENT PRGM PS	11.305	1748	3,238,539.00	3,238,539.00	---	---
YOUTH TREATMENT PRGM E&E	11.305	1749	3,852,302.00	3,783,321.37	---	68,980.63
Youth Services Products Fund (0764)						
YOUTH TREATMENT PRGM E&E	11.305	6870	5,000.00	---	---	5,000.00
Youth Services Treatment Fund (0843)						
DYS ADVISORY BOARD E&E	11.300	8298	999.00	---	---	999.00
<b><u>MO HealthNet Division</u></b>						
Nursing Facility Federal Reimbursement Allowance Fund (0196)						
NFRA FEDERAL	11.590	1606	358,308,579.00	345,126,370.16	---	13,182,208.84
REHAB & SPECIALTY SVS	11.480	5409	1,414,043.00	1,414,043.00	---	---
Nursing Facility Quality of Care Fund (0271)						
MO HEALTHNET ADMIN PS	11.400	1753	86,032.00	86,032.00	---	---
MO HEALTHNET ADMIN E&E	11.400	1754	10,281.00	10,281.00	---	---
Health Initiatives Fund (0275)						
MO HEALTHNET ADMIN E&E	11.400	0216	41,385.00	40,143.00	---	1,242.00
MO HEALTHNET ADMIN PS	11.400	1670	430,332.00	417,422.00	---	12,910.00
MANAGED CARE	11.505	1785	18,590,380.00	14,686,142.91	---	3,904,237.09
HOME HEALTH	11.470	2821	159,305.00	159,305.00	---	---
PHARMACY	11.435	3066	3,543,350.00	3,543,350.00	---	---
PHYSICIAN RELATED PROF	11.455	3067	1,427,081.00	1,422,581.00	---	4,500.00
DENTAL	11.460	3070	71,162.00	71,162.00	---	---
REHAB & SPECIALTY SVS	11.480	3072	194,881.00	194,881.00	---	---
INFORMATION SYSTEMS	11.420	8257	1,591,687.00	1,543,936.00	---	47,751.00
Life Sciences Research Trust Fund (0763)						
PHARMACY	11.435	3051	10,556,250.00	10,556,250.00	---	---
MANAGED CARE	11.505	7166	35,724,296.00	35,724,296.00	---	---
Missouri Rx Plan Fund (0779)						
MISSOURI RX PLAN	11.436	1024	4,655,326.00	4,655,326.00	---	---
CLINICAL SRVC MGMT	11.405	2036	1,560,595.00	162,256.62	---	1,398,338.38

MO HEALTHNET ADMIN PS	11.400	2849	775,206.00	355,804.00	---	419,402.00
MO HEALTHNET ADMIN E&E	11.400	2850	55,553.00	---	---	55,553.00
Ambulance Service Reimbursement Allowance Fund (0958)						
MO HEALTHNET ADMIN PS	11.400	7366	18,379.00	18,379.00	---	---
MO HEALTHNET ADMIN E&E	11.400	7367	3,466.00	3,466.00	---	---
REHAB & SPECIALTY SVS EXP	11.480	7368	24,180,182.00	18,248,661.83	---	5,931,520.17
GROUND AMBULANCE	11.505	8714	1,702,257.00	1,702,257.00	---	---

**DEPARTMENT OF CORRECTIONS**

Correctional Substance Abuse Earnings Fund (0853)

REACT	09.205	7263	40,000.00	824.46	---	39,175.54
-------	--------	------	-----------	--------	-----	-----------

**Office of the Director**

Inmate Incarceration Reimbursement Act Revolving Fund (0828)

INMATE INCAR REIMB ACT	09.020	8244	<u>750,000.00</u>	<u>153,964.90</u>	<u>---</u>	<u>596,035.10</u>
------------------------	--------	------	-------------------	-------------------	------------	-------------------

Subtotals

<u>5,438,880,117.00</u>	<u>4,483,214,656.22</u>	<u>53,762,492.00</u>	<u>901,902,968.78</u>
-------------------------	-------------------------	----------------------	-----------------------

**Appropriated Transfers Out To:**

School District Bonds Fund (0248)	02.255	T009	392,000.00	392,000.00	---	---
Access Missouri Financial Assistance Fund (0791)	03.055	T027	50,000.00	---	---	50,000.00
Access Missouri Financial Assistance Fund (0791)	03.055	T030	11,916,667.00	11,559,167.00	---	357,500.00
General Revenue Fund (0101)	05.260	T035	27,576.00	27,576.00	---	---
General Revenue Fund (0101)	05.260	T039	320,221.00	320,221.00	---	---
General Revenue Fund (0101)	05.260	T043	37,293.00	37,293.00	---	---
Access Missouri Financial Assistance Fund (0791)	08.255	T048	5,000,000.00	5,000,000.00	---	---
General Revenue Fund (0101)	05.260	T049	929.00	929.00	---	---
General Revenue Fund (0101)	10.425	T053	2,450,000.00	1,997,827.00	---	452,173.00
General Revenue Fund (0101)	07.525	T054	16,500.00	15,262.19	---	1,237.81
Professional Registration Fees Fund (0689)	07.530	T058	186,721.00	101,291.54	---	85,429.46
Natural Resources Cost Allocation Fund (0500)	06.330	T061	5,735.00	5,735.00	---	---
Natural Resources Cost Allocation Fund (0500)	06.330	T064	1,439.00	1,439.00	---	---
Natural Resources Cost Allocation Fund (0500)	06.330	T065	18,885.00	18,885.00	---	---
Natural Resources Cost Allocation Fund (0500)	06.330	T066	2,526.00	2,526.00	---	---
Natural Resources Cost Allocation Fund (0500)	06.330	T067	10,121.00	10,121.00	---	---
Natural Resources Cost Allocation Fund (0500)	06.330	T068	85.00	85.00	---	---



**STATE OF MISSOURI  
SUMMARY OF APPROPRIATION ACTIVITY  
SPECIAL REVENUE FUNDS  
FOR THE APPROPRIATION YEAR 2018**

	H.B. No.	Appr. No.	Appropriations	Expenditures and Transfers Out	Reappropriations to 2019	Lapse of Appropriations
Natural Resources Cost Allocation Fund (0500)	06.330	T069	811.00	811.00	---	---
Natural Resources Cost Allocation Fund (0500)	06.330	T071	560.00	560.00	---	---
Natural Resources Cost Allocation Fund (0500)	06.330	T072	20,597.00	20,597.00	---	---
Natural Resources Cost Allocation Fund (0500)	06.330	T073	56,831.00	56,831.00	---	---
General Revenue Fund (0101)	05.260	T074	37,255.00	37,255.00	---	---
Natural Resources Cost Allocation Fund (0500)	06.330	T075	8,411.00	8,411.00	---	---
Natural Resources Cost Allocation Fund (0500)	06.330	T076	682.00	682.00	---	---
General Revenue Fund (0101)	05.260	T079	1,354.00	1,354.00	---	---
Natural Resources Cost Allocation Fund (0500)	06.330	T080	8,788.00	8,788.00	---	---
Natural Resources Cost Allocation Fund (0500)	06.330	T081	10,738.00	10,738.00	---	---
Natural Resources Cost Allocation Fund (0500)	06.330	T083	350.00	182.00	---	168.00
Natural Resources Cost Allocation Fund (0500)	06.330	T084	709.00	709.00	---	---
Natural Resources Cost Allocation Fund (0500)	06.330	T087	199,740.00	188,666.00	---	11,074.00
Natural Resources Cost Allocation Fund (0500)	06.330	T090	52,116.00	49,227.00	---	2,889.00
Natural Resources Cost Allocation Fund (0500)	06.330	T091	660,971.00	624,325.00	---	36,646.00
Natural Resources Cost Allocation Fund (0500)	06.330	T092	88,000.00	83,122.00	---	4,878.00
Natural Resources Cost Allocation Fund (0500)	06.330	T093	376,590.00	355,712.00	---	20,878.00
Natural Resources Cost Allocation Fund (0500)	06.330	T095	15,508.00	14,647.00	---	861.00
Natural Resources Cost Allocation Fund (0500)	06.330	T096	28,245.00	26,680.00	---	1,565.00
Natural Resources Cost Allocation Fund (0500)	06.330	T098	19,526.00	18,444.00	---	1,082.00
Natural Resources Cost Allocation Fund (0500)	06.330	T099	717,469.00	677,694.00	---	39,775.00
Natural Resources Cost Allocation Fund (0500)	06.330	T100	1,690,904.00	1,597,166.00	---	93,738.00
Natural Resources Cost Allocation Fund (0500)	06.330	T101	525,946.00	332,640.00	---	193,306.00
Natural Resources Cost Allocation Fund (0500)	06.330	T105	336,762.00	318,091.00	---	18,671.00
Natural Resources Cost Allocation Fund (0500)	06.330	T108	374,054.00	353,317.00	---	20,737.00
Natural Resources Cost Allocation Fund (0500)	06.330	T110	15,657.00	7,221.00	---	8,436.00
Mental Health Fund (0148)	10.425	T124	4,000,000.00	3,592,063.00	---	407,937.00
General Revenue Fund (0101)	05.260	T135	1,827.00	1,827.00	---	---
General Revenue Fund (0101)	05.260	T136	1,015.00	1,015.00	---	---
Basic Civil Legal Services Fund (0757)	07.870	T139	351,351.00	351,351.00	---	---
Economic Development Administrative Fund (0547)	07.010	T141	41,233.00	28,893.48	---	12,339.52
Natural Resources Cost Allocation Fund (0500)	06.330	T142	18,481.00	14,390.00	---	4,091.00
Natural Resources Cost Allocation Fund (0500)	06.330	T143	154.00	154.00	---	---
Natural Resources Cost Allocation Fund (0500)	06.330	T144	28,075.00	26,517.00	---	1,558.00

General Revenue Fund (0101)	05.255	T146	60,000.00	51,954.59	---	8,045.41
Manufactured Housing Consumer Recovery Fund (0909)	07.165	T147	192,000.00	---	---	192,000.00
Natural Resources Cost Allocation Fund (0500)	06.330	T158	13,313.00	---	---	13,313.00
Natural Resources Cost Allocation Fund (0500)	06.330	T166	111.00	---	---	111.00
Natural Resources Cost Allocation Fund (0500)	06.330	T171	20,225.00	---	---	20,225.00
General Revenue Fund (0101)	11.500	T201	20,837,332.00	6,313,866.00	---	14,523,466.00
General Revenue Fund (0101)	05.260	T241	1,296.00	1,296.00	---	---
Natural Resources Cost Allocation Fund (0500)	06.330	T242	4,316.00	4,316.00	---	---
Natural Resources Cost Allocation Fund (0500)	06.330	T243	150,348.00	142,013.00	---	8,335.00
State Highways and Transportation Department Fund (0644)	04.160	T244	20,000.00	12,110.00	---	7,890.00
General Revenue Fund (0101)	04.120	T271	2,500,000.00	2,500,000.00	---	---
General Revenue Fund (0101)	04.125	T272	325,000.00	309,084.00	---	15,916.00
General Revenue Fund (0101)	04.130	T273	325,000.00	309,084.00	---	15,916.00
A+ Schools Fund (0955)	03.065	T274	21,659,448.00	21,009,665.00	---	649,783.00
General Revenue Fund (0101)	05.260	T281	35,655.00	35,655.00	---	---
General Revenue Fund (0101)	05.260	T282	1,716.00	1,716.00	---	---
General Revenue Fund (0101)	05.525	T285	864,334.00	864,334.00	---	---
State Retirement Contributions Fund (0701)	05.450	T293	357.00	322.43	---	34.57
Social Security Contributions Fund (0702)	05.450	T293	17,484,725.00	15,781,540.96	---	1,703,184.04
State Retirement Contributions Fund (0701)	05.465	T297	45,232,426.00	38,866,671.44	---	6,365,754.56
Missouri Consolidated Health Care Plan Benefit Fund (0765)	05.490	T304	29,831,570.00	29,555,146.97	---	276,423.03
Natural Resources Cost Allocation Fund (0500)	06.330	T316	549,813.00	406,455.00	---	143,358.00
Natural Resources Cost Allocation Fund (0500)	06.330	T317	10,209.00	7,947.00	---	2,262.00
Natural Resources Cost Allocation Fund (0500)	06.330	T318	229,837.00	169,574.00	---	60,263.00
Natural Resources Cost Allocation Fund (0500)	06.330	T323	77,546.00	57,280.00	---	20,266.00
Natural Resources Cost Allocation Fund (0500)	06.330	T324	1,007,067.00	743,126.00	---	263,941.00
Natural Resources Cost Allocation Fund (0500)	06.330	T325	134,526.00	99,256.00	---	35,270.00
Natural Resources Cost Allocation Fund (0500)	06.330	T326	43,178.00	31,857.00	---	11,321.00
Natural Resources Cost Allocation Fund (0500)	06.330	T328	29,849.00	22,024.00	---	7,825.00
Natural Resources Cost Allocation Fund (0500)	06.330	T329	1,096,795.00	809,225.00	---	287,570.00
Natural Resources Cost Allocation Fund (0500)	06.330	T330	3,381,812.00	2,726,999.00	---	654,813.00
Natural Resources Cost Allocation Fund (0500)	06.330	T331	447,868.00	330,440.00	---	117,428.00
Natural Resources Cost Allocation Fund (0500)	06.330	T332	81,622.00	63,548.00	---	18,074.00
Natural Resources Cost Allocation Fund (0500)	06.330	T336	481,817.00	356,505.00	---	125,312.00
Natural Resources Cost Allocation Fund (0500)	06.330	T337	571,815.00	421,890.00	---	149,925.00
General Revenue Fund (0101)	05.260	T345	12,686.00	12,686.00	---	---
Economic Development Administrative Fund (0547)	07.010	T346	162,974.00	100,174.35	---	62,799.65
Economic Development Administrative Fund (0547)	07.010	T351	390,799.00	350,730.82	---	40,068.18

**STATE OF MISSOURI  
SUMMARY OF APPROPRIATION ACTIVITY  
SPECIAL REVENUE FUNDS  
FOR THE APPROPRIATION YEAR 2018**

	H.B. No.	Appr. No.	Appropriations	Expenditures and Transfers Out	Reappropriations to 2019	Lapse of Appropriations
Division of Finance Fund (0550)	07.440	T360	50,000.00	33,325.15	---	16,674.85
Division of Finance Fund (0550)	07.445	T361	1,200,000.00	895,426.75	---	304,573.25
Kids' Chance Scholarship Fund (0878)	07.840	T365	50,000.00	50,000.00	---	---
Professional Registration Fees Fund (0689)	07.530	T369	176,701.00	153,918.42	---	22,782.58
Professional Registration Fees Fund (0689)	07.530	T370	278,472.00	180,649.83	---	97,822.17
Professional Registration Fees Fund (0689)	07.530	T371	274,644.00	274,340.28	---	303.72
Professional Registration Fees Fund (0689)	07.530	T373	143,327.00	127,074.86	---	16,252.14
Professional Registration Fees Fund (0689)	07.530	T374	282,471.00	277,535.99	---	4,935.01
Professional Registration Fees Fund (0689)	07.530	T376	283,797.00	244,677.20	---	39,119.80
Professional Registration Fees Fund (0689)	07.530	T377	100,584.00	35,534.39	---	65,049.61
Professional Registration Fees Fund (0689)	07.530	T378	56,348.00	36,778.74	---	19,569.26
Professional Registration Fees Fund (0689)	07.530	T379	836,714.00	553,988.38	---	282,725.62
Professional Registration Fees Fund (0689)	07.530	T380	148,879.00	148,219.15	---	659.85
Professional Registration Fees Fund (0689)	07.530	T381	71,215.00	58,108.79	---	13,106.21
Professional Registration Fees Fund (0689)	07.530	T382	433,431.00	319,631.19	---	113,799.81
Professional Registration Fees Fund (0689)	07.530	T383	88,470.00	63,088.91	---	25,381.09
Professional Registration Fees Fund (0689)	07.530	T384	42,037.00	4,450.57	---	37,586.43
Professional Registration Fees Fund (0689)	07.530	T387	21,424.00	21,310.37	---	113.63
Professional Registration Fees Fund (0689)	07.530	T388	984,760.00	785,420.42	---	199,339.58
Professional Registration Fees Fund (0689)	07.530	T389	124,152.00	101,894.72	---	22,257.28
Professional Registration Fees Fund (0689)	07.530	T390	105,181.00	104,695.82	---	485.18
Professional Registration Fees Fund (0689)	07.530	T391	318,869.00	275,286.81	---	43,582.19
Professional Registration Fees Fund (0689)	07.530	T392	42,473.00	34,482.48	---	7,990.52
Professional Registration Fees Fund (0689)	07.530	T393	348,058.00	328,583.33	---	19,474.67
Professional Registration Fees Fund (0689)	07.530	T394	405,574.00	164,069.99	---	241,504.01
Professional Registration Fees Fund (0689)	07.530	T395	123,692.00	93,490.58	---	30,201.42
Professional Registration Fees Fund (0689)	07.530	T396	66,549.00	50,910.17	---	15,638.83
Professional Registration Fees Fund (0689)	07.530	T397	540,206.00	274,172.00	---	266,034.00
Professional Registration Fees Fund (0689)	07.530	T398	188,724.00	184,833.91	---	3,890.09
DIFP Administrative Fund (0503)	07.405	T401	35,000.00	32,908.86	---	2,091.14
General Revenue Fund (0101)	05.260	T402	1,657.00	1,657.00	---	---
Missouri Veterans' Homes Fund (0460)	08.210	T405	30,000,000.00	8,400,000.00	---	21,600,000.00
Veterans' Commission Capital Improvement Trust Fund (0304)	08.245	T406	32,000,000.00	22,465,570.07	---	9,534,429.93
Missouri National Guard Trust Fund (0900)	08.250	T407	4,000,000.00	4,000,000.00	---	---

Health Access Incentive Fund (0276)	10.610	T411	759,624.00	736,835.00	---	22,789.00
General Revenue Fund (0101)	11.580	T415	210,950,510.00	187,866,042.00	---	23,084,468.00
Nursing Facility Quality of Care Fund (0271)	11.585	T416	1,500,000.00	1,500,000.00	---	---
General Revenue Fund (0101)	07.525	T422	91,250.00	1,791.87	---	89,458.13
General Revenue Fund (0101)	05.260	T425	17,673.00	17,673.00	---	---
Professional Registration Fees Fund (0689)	07.530	T430	1,664,242.00	1,558,480.74	---	105,761.26
General Revenue Fund (0101)	05.260	T433	49,893.00	49,893.00	---	---
General Revenue Fund (0101)	05.260	T437	109.00	109.00	---	---
State School Money Fund (0616)	02.235	T438	19,200,000.00	18,080,096.63	---	1,119,903.37
Classroom Trust Fund (0784)	02.250	T452	16,663,349.00	16,663,349.00	---	---
Classroom Trust Fund (0784)	02.245	T456	335,000,000.00	328,978,210.27	---	6,021,789.73
Federal Student Loan Reserve Fund (0881)	03.120	T463	1,000,000.00	---	---	1,000,000.00
Labor and Industrial Relations Administrative Fund (0122)	07.805	T472	1,047,097.00	1,047,096.00	---	1.00
Professional Registration Fees Fund (0689)	07.530	T474	133,054.00	132,542.23	---	511.77
State Road Fund (0320)	04.430	T479	510,000,000.00	461,281,573.76	---	48,718,426.24
Natural Resources Cost Allocation Fund (0500)	06.330	T481	305,345.00	225,285.00	---	80,060.00
Academic Scholarship Fund (0840)	03.045	T485	4,000,000.00	4,000,000.00	---	---
General Revenue Fund (0101)	05.260	T498	1,548.00	1,548.00	---	---
Economic Development Administrative Fund (0547)	07.010	T503	16,114.00	14,613.83	---	1,500.17
Labor and Industrial Relations Administrative Fund (0122)	07.805	T522	100,000.00	51,000.00	---	49,000.00
Guaranty Agency Operating Fund (0880)	03.105	T525	15,000,000.00	8,846,677.08	---	6,153,322.92
General Revenue Fund (0101)	05.250	T541	3,097.00	3,096.78	---	0.22
Peace Officer Standards and Training Commission Fund (0281)	05.250	T541	10,699.00	10,698.19	---	0.81
Social Services and Other Sources Fund (0610)	05.250	T541	259,701.00	259,699.46	---	1.54
State Board of Nursing Fund (0635)	05.250	T541	150.00	150.00	---	---
General Revenue Fund (0101)	07.450	T544	50,000.00	---	---	50,000.00
General Revenue Fund (0101)	12.155	T548	48,517.00	48,512.25	---	4.75
State Road Fund (0320)	08.160	T549	2,000,000.00	2,000,000.00	---	---
General Revenue Fund (0101)	05.260	T551	133.00	133.00	---	---
General Revenue Fund (0101)	05.260	T552	94,941.00	94,941.00	---	---
Compulsive Gamblers Fund (0249)	08.260	T553	289,850.00	100,000.00	---	189,850.00
State Legal Expense Fund (0692)	05.120	T560	10,303,369.00	9,649,512.53	---	653,856.47
Budget Reserve Fund (0100)	05.235	T567	68,386,639.00	19,075,937.00	---	49,310,702.00
Budget Reserve Fund (0100)	05.240	T568	499,545.00	89,151.44	---	410,393.56
Veterinary Student Loan Payment Fund (0803)	06.010	T579	120,000.00	116,386.93	---	3,613.07
General Revenue Fund (0101)	07.525	T580	19,000.00	15,950.53	---	3,049.47
General Revenue Fund (0101)	07.525	T581	122,100.00	7,886.49	---	114,213.51
General Revenue Fund (0101)	07.525	T582	14,400.00	1,926.92	---	12,473.08
General Revenue Fund (0101)	07.525	T584	8,000.00	24.63	---	7,975.37

**STATE OF MISSOURI  
SUMMARY OF APPROPRIATION ACTIVITY  
SPECIAL REVENUE FUNDS  
FOR THE APPROPRIATION YEAR 2018**

	H.B. No.	Appr. No.	Appropriations	Expenditures and Transfers Out	Reappropriations to 2019	Lapse of Appropriations
General Revenue Fund (0101)	07.525	T585	22,500.00	22,104.38	---	395.62
General Revenue Fund (0101)	07.525	T587	40,000.00	---	---	40,000.00
General Revenue Fund (0101)	07.525	T588	31,200.00	5,525.66	---	25,674.34
General Revenue Fund (0101)	07.525	T589	1,200.00	---	---	1,200.00
General Revenue Fund (0101)	07.525	T590	85,000.00	783.18	---	84,216.82
General Revenue Fund (0101)	07.525	T591	10,500.00	---	---	10,500.00
General Revenue Fund (0101)	07.525	T592	7,200.00	---	---	7,200.00
General Revenue Fund (0101)	07.525	T593	100,000.00	5,223.57	---	94,776.43
General Revenue Fund (0101)	07.525	T594	17,500.00	7,322.78	---	10,177.22
General Revenue Fund (0101)	07.525	T595	1,200.00	---	---	1,200.00
General Revenue Fund (0101)	07.525	T597	6,000.00	---	---	6,000.00
General Revenue Fund (0101)	07.525	T598	135,000.00	45,331.38	---	89,668.62
General Revenue Fund (0101)	07.525	T599	8,960.00	361.46	---	8,598.54
General Revenue Fund (0101)	07.525	T600	13,408.00	---	---	13,408.00
General Revenue Fund (0101)	07.525	T601	119,000.00	34,141.05	---	84,858.95
General Revenue Fund (0101)	07.525	T602	16,000.00	1,746.58	---	14,253.42
General Revenue Fund (0101)	07.525	T603	33,500.00	16,285.51	---	17,214.49
General Revenue Fund (0101)	07.525	T604	155,000.00	10,788.56	---	144,211.44
General Revenue Fund (0101)	07.525	T605	28,000.00	11,055.17	---	16,944.83
General Revenue Fund (0101)	07.525	T606	7,800.00	---	---	7,800.00
General Revenue Fund (0101)	07.525	T607	250,000.00	126,155.81	---	123,844.19
General Revenue Fund (0101)	07.525	T608	55,000.00	7,706.40	---	47,293.60
General Revenue Fund (0101)	07.525	T609	31,000.00	29,631.21	---	1,368.79
General Revenue Fund (0101)	07.525	T612	1,000.00	---	---	1,000.00
General Revenue Fund (0101)	07.525	T613	13,000.00	11.25	---	12,988.75
Professional Registration Fees Fund (0689)	07.530	T614	13,444.00	5,387.38	---	8,056.62
Professional Registration Fees Fund (0689)	07.530	T615	341,082.00	324,229.83	---	16,852.17
General Revenue Fund (0101)	05.260	T621	695.00	695.00	---	---
Veterans' Commission Capital Improvement Trust Fund (0304)	08.280	T624	150.00	94.97	---	55.03
General Revenue Fund (0101)	05.260	T627	27,564.00	27,564.00	---	---
General Revenue Fund (0101)	05.260	T629	74,069.00	74,069.00	---	---
State Highways and Transportation Department Fund (0644)	04.155	T632	560,178,001.00	546,976,340.25	---	13,201,660.75
General Revenue Fund (0101)	05.260	T643	1,403.00	1,403.00	---	---

General Revenue Fund (0101)	05.260	T644	992.00	992.00	---	---
General Revenue Fund (0101)	05.260	T646	150.00	150.00	---	---
General Revenue Fund (0101)	05.260	T655	102.00	102.00	---	---
General Revenue Fund (0101)	05.260	T664	3,256.00	3,256.00	---	---
General Revenue Fund (0101)	05.260	T665	1,031.00	1,031.00	---	---
General Revenue Fund (0101)	05.260	T669	33,304.00	33,304.00	---	---
General Revenue Fund (0101)	05.260	T671	532.00	532.00	---	---
General Revenue Fund (0101)	05.260	T672	7,289.00	7,289.00	---	---
General Revenue Fund (0101)	05.260	T673	10,663.00	10,663.00	---	---
General Revenue Fund (0101)	05.260	T674	108.00	108.00	---	---
General Revenue Fund (0101)	05.260	T675	134.00	134.00	---	---
General Revenue Fund (0101)	05.260	T676	943.00	943.00	---	---
General Revenue Fund (0101)	05.260	T678	25,313.00	25,313.00	---	---
General Revenue Fund (0101)	05.260	T679	22,229.00	22,229.00	---	---
General Revenue Fund (0101)	05.260	T680	2,100.00	2,100.00	---	---
General Revenue Fund (0101)	05.260	T681	45,760.00	45,760.00	---	---
General Revenue Fund (0101)	05.260	T682	21,753.00	21,753.00	---	---
General Revenue Fund (0101)	05.260	T685	405,311.00	405,311.00	---	---
General Revenue Fund (0101)	05.260	T690	10,106.00	10,106.00	---	---
General Revenue Fund (0101)	05.260	T692	561,045.00	561,045.00	---	---
General Revenue Fund (0101)	05.260	T693	85,052.00	85,052.00	---	---
General Revenue Fund (0101)	05.260	T694	13,841.00	13,841.00	---	---
General Revenue Fund (0101)	05.260	T695	9,709.00	9,709.00	---	---
General Revenue Fund (0101)	05.260	T696	946.00	946.00	---	---
General Revenue Fund (0101)	05.260	T697	5,402.00	5,402.00	---	---
General Revenue Fund (0101)	05.260	T699	13,248.00	13,248.00	---	---
General Revenue Fund (0101)	05.260	T700	55,721.00	55,721.00	---	---
General Revenue Fund (0101)	05.260	T701	233.00	233.00	---	---
General Revenue Fund (0101)	05.260	T702	2,051.00	2,051.00	---	---
General Revenue Fund (0101)	05.260	T703	875.00	875.00	---	---
General Revenue Fund (0101)	05.260	T708	394.00	394.00	---	---
General Revenue Fund (0101)	05.260	T723	910.00	910.00	---	---
General Revenue Fund (0101)	05.260	T725	15,764.00	15,764.00	---	---
General Revenue Fund (0101)	05.260	T726	337.00	337.00	---	---
General Revenue Fund (0101)	05.260	T727	106,779.00	106,779.00	---	---
General Revenue Fund (0101)	05.260	T728	55,889.00	55,889.00	---	---
General Revenue Fund (0101)	05.260	T729	15,389.00	15,389.00	---	---
General Revenue Fund (0101)	05.260	T730	14,529.00	14,529.00	---	---
General Revenue Fund (0101)	05.260	T731	5,397.00	5,397.00	---	---
General Revenue Fund (0101)	05.260	T732	805.00	805.00	---	---
General Revenue Fund (0101)	05.260	T733	958.00	958.00	---	---
General Revenue Fund (0101)	05.260	T734	135,988.00	135,988.00	---	---
General Revenue Fund (0101)	05.260	T736	23,345.00	23,345.00	---	---

**SUMMARY OF APPROPRIATION ACTIVITY  
SPECIAL REVENUE FUNDS  
FOR THE APPROPRIATION YEAR 2018**

	H.B. No.	Appr. No.	Appropriations	Expenditures and Transfers Out	Reappropriations to 2019	Lapse of Appropriations
General Revenue Fund (0101)	05.260	T737	105,847.00	105,847.00	---	---
General Revenue Fund (0101)	05.260	T740	2,089.00	2,089.00	---	---
General Revenue Fund (0101)	05.260	T741	940.00	940.00	---	---
General Revenue Fund (0101)	05.260	T743	10,346.00	10,346.00	---	---
General Revenue Fund (0101)	05.260	T745	5,950.00	5,950.00	---	---
General Revenue Fund (0101)	05.260	T747	4,522.00	4,522.00	---	---
General Revenue Fund (0101)	05.260	T748	2,548.00	2,548.00	---	---
General Revenue Fund (0101)	05.260	T750	2,201.00	2,201.00	---	---
General Revenue Fund (0101)	05.260	T751	8,892.00	8,892.00	---	---
General Revenue Fund (0101)	05.260	T752	10,738.00	10,738.00	---	---
General Revenue Fund (0101)	05.260	T753	164.00	164.00	---	---
General Revenue Fund (0101)	05.260	T754	6,189.00	6,189.00	---	---
General Revenue Fund (0101)	05.260	T755	28,475.00	28,475.00	---	---
General Revenue Fund (0101)	05.260	T756	77,935.00	77,935.00	---	---
General Revenue Fund (0101)	05.260	T763	197,730.00	197,730.00	---	---
General Revenue Fund (0101)	05.260	T766	35,163.00	35,163.00	---	---
General Revenue Fund (0101)	05.260	T767	208.00	208.00	---	---
General Revenue Fund (0101)	05.260	T770	6,607.00	6,607.00	---	---
General Revenue Fund (0101)	05.260	T773	403.00	403.00	---	---
General Revenue Fund (0101)	05.260	T776	8,189.00	8,189.00	---	---
General Revenue Fund (0101)	05.260	T777	39,430.00	39,430.00	---	---
General Revenue Fund (0101)	05.260	T778	15,791.00	15,791.00	---	---
General Revenue Fund (0101)	05.260	T779	136.00	136.00	---	---
General Revenue Fund (0101)	05.260	T780	15,739.00	15,739.00	---	---
General Revenue Fund (0101)	05.260	T781	12,416.00	12,416.00	---	---
General Revenue Fund (0101)	05.260	T782	2,182.00	2,182.00	---	---
General Revenue Fund (0101)	05.260	T783	10,674.00	10,674.00	---	---
General Revenue Fund (0101)	05.260	T784	464.00	464.00	---	---
General Revenue Fund (0101)	05.260	T785	35,073.00	35,073.00	---	---
General Revenue Fund (0101)	05.260	T788	163,441.00	163,441.00	---	---
General Revenue Fund (0101)	05.260	T789	947,643.00	947,643.00	---	---
General Revenue Fund (0101)	05.260	T791	4,372.00	4,372.00	---	---
General Revenue Fund (0101)	05.260	T792	8,835.00	8,835.00	---	---
General Revenue Fund (0101)	05.260	T793	25,131.00	25,131.00	---	---
General Revenue Fund (0101)	05.260	T797	11,509.00	11,509.00	---	---

General Revenue Fund (0101)	05.260	T799	14,071.00	14,071.00	---	---
General Revenue Fund (0101)	05.260	T801	1,294.00	1,294.00	---	---
General Revenue Fund (0101)	05.260	T803	39,307.00	39,307.00	---	---
General Revenue Fund (0101)	05.260	T804	1,331.00	1,331.00	---	---
General Revenue Fund (0101)	05.260	T805	7,243.00	7,243.00	---	---
General Revenue Fund (0101)	05.260	T806	46,906.00	46,906.00	---	---
General Revenue Fund (0101)	05.260	T807	8,061.00	8,061.00	---	---
General Revenue Fund (0101)	05.260	T808	57,899.00	57,899.00	---	---
General Revenue Fund (0101)	05.260	T809	1,899.00	1,899.00	---	---
General Revenue Fund (0101)	05.260	T816	1,764.00	1,764.00	---	---
General Revenue Fund (0101)	05.260	T817	1,592.00	1,592.00	---	---
General Revenue Fund (0101)	05.260	T818	3,438.00	3,438.00	---	---
General Revenue Fund (0101)	05.260	T823	307.00	307.00	---	---
General Revenue Fund (0101)	05.260	T827	4,842.00	4,842.00	---	---
General Revenue Fund (0101)	05.260	T831	330.00	330.00	---	---
General Revenue Fund (0101)	05.260	T837	582.00	582.00	---	---
General Revenue Fund (0101)	05.260	T838	9,516.00	9,516.00	---	---
General Revenue Fund (0101)	05.260	T839	335.00	335.00	---	---
General Revenue Fund (0101)	05.260	T840	356.00	356.00	---	---
General Revenue Fund (0101)	05.260	T844	2,201.00	2,201.00	---	---
General Revenue Fund (0101)	05.260	T845	377.00	377.00	---	---
General Revenue Fund (0101)	05.260	T846	325.00	325.00	---	---
General Revenue Fund (0101)	05.260	T848	272.00	272.00	---	---
General Revenue Fund (0101)	05.260	T850	363,257.00	363,257.00	---	---
General Revenue Fund (0101)	05.260	T856	1,062.00	1,062.00	---	---
General Revenue Fund (0101)	05.260	T864	1,421.00	1,421.00	---	---
General Revenue Fund (0101)	05.260	T868	4,479.00	4,479.00	---	---
General Revenue Fund (0101)	05.260	T872	394.00	394.00	---	---
General Revenue Fund (0101)	05.260	T875	55,412.00	55,412.00	---	---
General Revenue Fund (0101)	05.260	T878	51,535.00	51,535.00	---	---
Water Pollution Control Bond and Interest - Series A 2010 Fund (0209)	01.020	T883	1,108,650.00	1,088,087.00	---	20,563.00
Water Pollution Control Bond and Interest - Series A 2012 Fund (0213)	01.020	T883	633,637.00	614,346.00	---	19,291.00
Labor and Industrial Relations Administrative Fund (0122)	07.810	T892	934,393.00	934,392.00	---	1.00
DIFP Administrative Fund (0503)	07.405	T894	40,000.00	33,812.95	---	6,187.05
DIFP Administrative Fund (0503)	07.405	T895	125,000.00	51,669.01	---	73,330.99
Social Security Contributions Fund (0702)	05.455	T900	8,475,349.00	7,359,200.29	---	1,116,148.71
Professional Registration Fees Fund (0689)	07.535	T903	200,000.00	---	---	200,000.00
Natural Resources Cost Allocation Fund (0500)	06.330	T904	20,190.00	8,257.92	---	11,932.08
Labor and Industrial Relations Administrative Fund (0122)	07.810	T909	230,531.00	100,000.00	---	130,531.00



**SUMMARY OF APPROPRIATION ACTIVITY  
SPECIAL REVENUE FUNDS  
FOR THE APPROPRIATION YEAR 2018**

	H.B. No.	Appr. No.	Appropriations	Expenditures and Transfers Out	Reappropriations to 2019	Lapse of Appropriations
General Revenue Fund (0101)	07.890	T910	2,000,000.00	2,000,000.00	---	---
General Revenue Fund (0101)	05.260	T913	6,503.00	6,503.00	---	---
General Revenue Fund (0101)	05.260	T915	206.00	---	---	206.00
General Revenue Fund (0101)	05.260	T920	7,706.00	7,706.00	---	---
Access Missouri Financial Assistance Fund (0791)	03.055	T929	5,500,000.00	3,925,000.00	---	1,575,000.00
General Revenue Fund (0101)	05.260	T930	5,348.00	5,348.00	---	---
State School Money Fund (0616)	02.260	T961	1,500,000.00	1,470,050.86	---	29,949.14
General Revenue Fund (0101)	05.260	T965	6,512.00	6,512.00	---	---
General Revenue Fund (0101)	05.260	T966	7,734.00	7,734.00	---	---
General Revenue Fund (0101)	05.260	T969	799.00	799.00	---	---
General Revenue Fund (0101)	07.525	T982	1,000.00	---	---	1,000.00
Professional Registration Fees Fund (0689)	07.530	T983	3,737.00	2,732.54	---	1,004.46
Natural Resources Cost Allocation Fund (0500)	06.330	T984	84,895.00	66,095.00	---	18,800.00
General Revenue Fund (0101)	04.140	T989	9,628.00	98.83	---	9,529.17
Subtotals			<u>2,038,882,808.00</u>	<u>1,823,699,554.24</u>	<u>---</u>	<u>215,183,253.76</u>
Totals			<u>\$ 7,477,762,925.00</u>	<u>\$ 6,306,914,210.46</u>	<u>\$ 53,762,492.00</u>	<u>\$ 1,117,086,222.54</u>

**STATE OF MISSOURI  
SUMMARY OF APPROPRIATION ACTIVITY  
DEBT SERVICE FUNDS  
FOR THE APPROPRIATION YEAR 2018**

	H.B. No.	Appr. No.	Appropriations	Expenditures and Transfers Out	Reappropriations to 2019	Lapse of Appropriations
<b><u>OFFICE OF ADMINISTRATION</u></b>						
<b><u>Division of Accounting</u></b>						
Fulton State Hospital Bond and Interest - Fund (0396)						
FSH DEBT SERVICE	05.190	8921	\$ 12,944,819.00	\$ 12,351,012.50	\$ ---	\$ 593,806.50
<b><u>Board of Fund Commissioners</u></b>						
Water Pollution Control Bond and Interest - Series A 2007 Fund (0207)						
STATE WPC BONDS	01.025	2037	2,010,432.00	2,010,431.25	---	0.75
Water Pollution Control Bond and Interest - Series A 2010 Fund (0209)						
STATE WPC BONDS	01.025	7806	9,600,750.00	9,600,750.00	---	---
Fourth State Building Bond and Interest - Series A 2010 Fund (0210)						
4TH STATE BUILDING BONDS	01.015	7804	1,070,875.00	1,070,875.00	---	---
Stormwater Control Bond and Interest - Series A 2010 Fund (0211)						
STORMWATER CNTRL BONDS	01.035	7805	1,787,750.00	1,787,750.00	---	---
Fourth State Building Bond and Interest - Series A 2012 Fund (0212)						
4TH STATE BUILDING BONDS	01.015	8405	24,798,400.00	24,798,400.00	---	---
Water Pollution Control Bond and Interest - Series A 2012 Fund (0213)						
STATE WPC BONDS	01.025	8406	16,459,050.00	16,459,050.00	---	---
<b><u>DEPARTMENT OF TRANSPORTATION</u></b>						
State Road Bond Fund (0319)						
DEBT SERVICE ON BONDS	04.410	7485	180,009,881.00	177,675,374.81	---	2,334,506.19
Totals			<u>\$ 248,681,957.00</u>	<u>\$ 245,753,643.56</u>	<u>\$ ---</u>	<u>\$ 2,928,313.44</u>

**STATE OF MISSOURI  
SUMMARY OF APPROPRIATION ACTIVITY  
CAPITAL PROJECTS FUNDS  
FOR THE APPROPRIATION YEAR 2018**

	H.B. No.	Appr. No.	Appropriations	Expenditures and Transfers Out	Reappropriations to 2019	Lapse of Appropriations
<b><u>OFFICE OF ADMINISTRATION</u></b>						
State Historical Society Series A 2016 Fund (0390) STATE HIST SOCIETY BLDG	17.325	1166	\$ 33,384,673.00	\$ 9,502,451.84	\$ 23,882,221.00	\$ 0.16
<b><u>Division of Accounting</u></b>						
State Road Fund (0320) UNEMPLOYMENT BENEFITS OTH	05.480	1141	529,559.00	115,186.92	---	414,372.08
<b><u>Division of Facilities Management, Design and Construction</u></b>						
BPB Series A 2018 State Facilities Bond Proceeds Fund (0307) OA MAINTENANCE & REPAIR	17.310	4948	435,036.00	435,035.10	---	0.90
BPB Series A 2016 Capitol Bond Proceeds Fund (0362) CAPITOL BLDG EXT REPAIRS	18.070	3964	25,366,069.00	3,765,461.11	21,600,607.00	0.89
830 MODOT DRIVE PROJECT	18.075	3986	6,400,000.00	456.34	---	6,399,543.66
CAP ANNEX/MODOT HDQTRS	18.080	3987	2,900,000.00	---	---	2,900,000.00
BPB Series A 2016 State Facilities Bond Proceeds Fund (0363) OA MAINTENANCE & REPAIR	17.310	2715	11,740,666.00	2,957,166.71	8,783,499.00	0.29
<b><u>DEPARTMENT OF AGRICULTURE</u></b>						
<b><u>Missouri State Fair</u></b>						
BPB Series A 2016 State Facilities Bond Proceeds Fund (0363) STATE FAIR MAINT & REPR	17.330	2716	2,684,431.00	2,649,792.25	34,638.00	0.75
<b><u>DEPARTMENT OF ELEMENTARY AND SECONDARY EDUCATION</u></b>						
BPB Series A 2018 State Facilities Bond Proceeds Fund (0307) DESE MAINTENANCE & REPAIR	17.005	4947	4,947.00	4,946.50	---	0.50

BPB Series A 2016 State Facilities Bond  
 Proceeds Fund (0363)

DESE MAINTENANCE & REPAIR	17.005	2713	3,220,447.00	2,629,456.12	590,990.00	0.88
---------------------------	--------	------	--------------	--------------	------------	------

**DEPARTMENT OF HIGHER EDUCATION**

**State Colleges and Universities**

BPB Series A 2015 Bond Proceeds Fund (0312)

UMC LAFFERRE HALL	17.130	9136	964,873.00	964,873.00	---	---
-------------------	--------	------	------------	------------	-----	-----

BPB Series A 2016 Education Bond  
 Proceeds Fund (0364)

UMC LAFFERRE HALL	17.130	2696	2.00	---	---	2.00
CROWDER COLLEGE M&R	17.015	2750	33,910.00	33,909.67	---	0.33
JEFFERSON COLLEGE M&R	17.025	2753	496,702.00	496,702.00	---	---
METROPOLITAN COLLEGE M&R	17.030	2755	70,632.00	---	70,632.00	---
MINERAL AREA COLLEGE M&R	17.035	2758	8,543.00	8,542.38	---	0.62
MOBERLY AREA COLLEGE M&R	17.040	2763	305,367.00	296,773.26	8,593.00	0.74
ST CHARLES COLLEGE M&R	17.045	2787	616,995.00	29,032.23	587,962.00	0.77
ST LOUIS COLLEGE M&R	17.050	2803	2,598,012.00	572,526.84	2,025,485.00	0.16
STATE FAIR COLLEGE M&R	17.055	2804	513,092.00	513,091.73	---	0.27
THREE RIVERS COLLEGE M&R	17.060	2807	197,319.00	136,999.37	60,319.00	0.63
STATE TECH COLLEGE M&R	17.065	2813	246,736.00	98,149.75	148,586.00	0.25
SOUTHEAST MO ST UNIV M&R	17.075	2841	4,041,174.00	1,052,499.13	2,988,674.00	0.87
LINCOLN UNIV M&R	17.085	2843	36,386.00	36,385.63	---	0.37
NW MO STATE UNIV M&R	17.095	2846	3,701,550.00	74,688.53	3,626,861.00	0.47
MO WESTERN ST UNIV M&R	17.115	2860	846,335.00	695,123.97	151,211.00	0.03
HARRIS-STOWE UNIV M&R	17.125	2862	1,707,127.00	24,089.29	1,683,037.00	0.71
UNIV OF MISSOURI M&R	17.160	2863	423,829.00	423,808.80	20.00	0.20

BPB Series A 2017 Education Bond  
 Proceeds Fund (0366)

CROWDER COLLEGE M&R	17.015	4520	214,658.00	214,658.00	---	---
MINERAL AREA COLLEGE M&R	17.035	4529	331,792.00	331,792.00	---	---
MOBERLY AREA COLLEGE M&R	17.040	4531	206,326.00	206,325.63	---	0.37
ST LOUIS COLLEGE M&R	17.050	4535	400,600.00	400,599.75	---	0.25
STATE FAIR COLLEGE M&R	17.055	4544	145,952.00	145,952.00	---	---
THREE RIVERS COLLEGE M&R	17.060	4546	1,000,429.00	1,000,428.36	---	0.64
STATE TECH COLLEGE M&R	17.065	4547	229,736.00	229,735.16	---	0.84
UNIV OF CENTRAL MO M&R	17.070	4548	11,616,905.00	11,616,905.00	---	---
SOUTHEAST MO ST UNIV M&R	17.075	4549	3,217,587.00	3,217,586.98	---	0.02
MISSOURI STATE UNIV M&R	17.080	4553	10,030,083.00	10,030,083.00	---	---
LINCOLN UNIV M&R	17.085	4554	189,488.00	189,488.00	---	---
NW MO STATE UNIV M&R	17.095	4555	895,697.00	895,696.92	---	0.08

**STATE OF MISSOURI  
SUMMARY OF APPROPRIATION ACTIVITY  
CAPITAL PROJECTS FUNDS  
FOR THE APPROPRIATION YEAR 2018**

	H.B. No.	Appr. No.	Appropriations	Expenditures and Transfers Out	Reappropriations to 2019	Lapse of Appropriations
MO WESTERN ST UNIV M&R	17.115	4556	929,243.00	929,242.79	---	0.21
HARRIS-STOWE UNIV M&R	17.125	4557	16,668.00	16,668.00	---	---
UNIV OF MISSOURI M&R	17.160	4561	41,574,740.00	41,574,739.85	---	0.15
<b><u>DEPARTMENT OF TRANSPORTATION</u></b>						
State Road Fund (0320)						
FLEET FAC & INFO SYS E&E	04.420	0118	70,200,000.00	60,292,028.71	---	9,907,971.29
LICENSE PLATE REISSUANCE	04.400	3349	7,000,000.00	3,696,494.85	---	3,303,505.15
DEBT SERVICE ON BONDS	04.410	3550	138,638,981.00	111,945,597.03	---	26,693,383.97
MAINTENANCE E&E	04.415	4399	223,906,284.00	205,652,744.13	---	18,253,539.87
CONSTRUCTION E&E	04.410	4402	19,558,170.00	16,083,859.37	---	3,474,310.63
CONSTRUCTION	04.410	4403	995,811,499.00	944,265,676.05	---	51,545,822.95
ADMINISTRATION PS	04.400	7435	18,729,356.00	17,687,522.56	---	1,041,833.44
ADMINISTRATION E&E	04.400	7436	7,347,562.00	3,400,975.68	---	3,946,586.32
FRINGES ADMIN PS	04.405	7438	14,064,495.00	12,455,856.79	---	1,608,638.21
FRINGES ADMIN E&E	04.405	7439	17,797,243.00	17,191,131.59	---	606,111.41
CONSTRUCTION PS	04.410	7440	67,292,198.00	61,934,148.40	---	5,358,049.60
FRINGES CONSTRUCTION PS	04.405	7443	50,896,254.00	44,971,397.79	---	5,924,856.21
FRINGES CONSTRUCTION E&E	04.405	7444	685,000.00	78,065.51	---	606,934.49
MAINTENANCE PS	04.415	7445	143,048,845.00	134,749,025.01	---	8,299,819.99
FRINGES MAINTENANCE PS	04.405	7448	114,443,469.00	106,743,583.25	---	7,699,885.75
FRINGES MAINTENANCE E&E	04.405	7449	6,653,778.00	5,709,889.12	---	943,888.88
FLEET FAC & INFO SYS PS	04.420	7464	14,320,326.00	10,209,187.23	---	4,111,138.77
FRINGES FLT FAC&INFO-PS	04.405	7466	10,461,696.00	7,555,360.19	---	2,906,335.81
FRINGES FLT FAC&INFO-E&E	04.405	7467	244,493.00	244,388.39	---	104.61
MULTIMODAL OPS ADMIN PS	04.435	7468	472,131.00	431,910.42	---	40,220.58
FRINGES MULTIMODAL PS	04.405	7469	331,842.00	281,238.70	---	50,603.30
MULTIMODAL OPS ADMIN E&E	04.435	8904	39,852.00	32,480.81	---	7,371.19
ORGANIZATIONAL DUES	04.400	9168	70,000.00	66,773.25	---	3,226.75
<b><u>DEPARTMENT OF MENTAL HEALTH</u></b>						
BPB Series A 2018 State Facilities Bond Proceeds Fund (0307)						
DMH MAINTENANCE & REPAIR	17.480	4962	954,838.00	954,837.97	---	0.03

BPB Series A 2016 State Facilities Bond Proceeds Fund (0363)							
DMH MAINTENANCE & REPAIR	17.480	2720	8,966,043.00	5,808,501.79	3,157,541.00		0.21
Fulton State Hospital Series 2016 Bond Proceeds Fund (0393)							
FSH RPLCMNT DESIGN & CONS	17.285	3071	53,043,652.00	53,043,651.74	---		0.26
Fulton State Hospital Series 2014 Bond Proceeds Fund (0397)							
FSH RPLCMNT DESIGN & CONS	17.285	9354	57,522,041.00	8,696,114.99	48,825,926.00		0.01

**DEPARTMENT OF NATURAL RESOURCES**

**Division of Environmental Quality**

Stormwater - Series A 2002 - 37H Fund (0302)							
STORMWATER GRANTS	06.225	6137	10,000.00	---	---		10,000.00
Water Pollution Control Series A 2007 - 37G Fund (0329)							
RURAL WTR SWR GRNT & LOAN	06.225	3263	10,000.00	---	---		10,000.00
Water Pollution Control Series A 2007 - 37E Fund (0330)							
WASTEWATER FACILITY GRANT	06.225	3260	10,000.00	---	---		10,000.00
RURAL WTR SWR GRNT & LOAN	06.225	3262	10,000.00	---	---		10,000.00

**Missouri State Parks**

BPB Series A 2018 State Facilities Bond Proceeds Fund (0307)							
LAKES RGN REPRS & UPGRDS	17.365	4951	16,222.00	16,221.93	---		0.07
NE RGN REPRS & UPGRDS	17.370	4952	8,328.00	8,328.00	---		---
KC RGN REPRS & UPGRDS	17.375	4953	2,949.00	2,948.04	---		0.96
SE RGN REPRS & UPGRDS	17.380	4954	57,093.00	57,092.90	---		0.10
STL RGN REPRS & UPGRDS	17.385	4957	24,781.00	24,780.25	---		0.75
BPB Series A 2016 State Facilities Bond Proceeds Fund (0363)							
CNTRL RGN REPRS & UPGRDS	17.360	2727	222,696.00	200,948.78	21,747.00		0.22
LAKES RGN REPRS & UPGRDS	17.365	2729	1,713,914.00	326,267.77	1,387,646.00		0.23
NE RGN REPRS & UPGRDS	17.370	2731	1,725,819.00	614,042.69	1,111,776.00		0.31
KC RGN REPRS & UPGRDS	17.375	2732	50,509.00	23,677.73	26,831.00		0.27
SE RGN REPRS & UPGRDS	17.380	2735	1,486,729.00	286,959.01	1,199,769.00		0.99
STL RGN REPRS & UPGRDS	17.385	2747	1,553,662.00	389,306.01	1,164,355.00		0.99

**STATE OF MISSOURI  
SUMMARY OF APPROPRIATION ACTIVITY  
CAPITAL PROJECTS FUNDS  
FOR THE APPROPRIATION YEAR 2018**

	H.B. No.	Appr. No.	Appropriations	Expenditures and Transfers Out	Reappropriations to 2019	Lapse of Appropriations
<b><u>DEPARTMENT OF PUBLIC SAFETY</u></b>						
<b><u>Missouri Veterans Commission</u></b>						
BPB Series A 2018 State Facilities Bond Proceeds Fund (0307)						
MVC MAINTENANCE & REPAIR	17.450	4960	1,832,907.00	1,832,906.97	---	0.03
BPB Series A 2016 State Facilities Bond Proceeds Fund (0363)						
MVC MAINTENANCE & REPAIR	17.450	2718	10,145,312.00	7,183,709.49	2,961,602.00	0.51
<b><u>DEPARTMENT OF SOCIAL SERVICES</u></b>						
<b><u>Division of Youth Services</u></b>						
BPB Series A 2018 State Facilities Bond Proceeds Fund (0307)						
DYS MAINTENANCE & REPAIR	17.495	4963	44,878.00	44,877.20	---	0.80
BPB Series A 2016 State Facilities Bond Proceeds Fund (0363)						
DYS MAINTENANCE & REPAIR	17.495	2721	3,345,828.00	2,865,610.41	480,217.00	0.59
<b><u>DEPARTMENT OF CORRECTIONS</u></b>						
BPB Series A 2018 State Facilities Bond Proceeds Fund (0307)						
DOC MAINTENANCE & REPAIR	17.475	4961	1,345,821.00	1,345,820.59	---	0.41
BPB Series A 2016 State Facilities Bond Proceeds Fund (0363)						
DOC MAINTENANCE & REPAIR	17.475	2719	9,860,376.00	7,200,256.53	2,660,119.00	0.47
Subtotals			2,250,452,188.00	1,955,123,245.53	129,240,864.00	166,088,078.47
<b>Appropriated Transfers Out To:</b>						
State Retirement Contributions Fund (0701)	05.450	T293	307.00	273.95	---	33.05
Social Security Contributions Fund (0702)	05.450	T293	18,079,129.00	16,136,522.45	---	1,942,606.55
State Retirement Contributions Fund (0701)	05.465	T297	237,011.00	187,801.81	---	49,209.19

Missouri Consolidated Health Care Plan Benefit Fund (0765)	05.490	T304	226,580.00	202,545.26	---	24,034.74
BPB Series A 2017 Education Bond Proceeds Fund (0366)	05.250	T541	<u>60.00</u>	<u>59.29</u>	<u>---</u>	<u>0.71</u>
Subtotals			<u>18,543,087.00</u>	<u>16,527,202.76</u>	<u>---</u>	<u>2,015,884.24</u>
Totals			<u><u>\$ 2,268,995,275.00</u></u>	<u><u>\$ 1,971,650,448.29</u></u>	<u><u>\$ 129,240,864.00</u></u>	<u><u>\$ 168,103,962.71</u></u>



**STATE OF MISSOURI  
SUMMARY OF APPROPRIATION ACTIVITY  
PERMANENT FUNDS  
FOR THE APPROPRIATION YEAR 2018**

	<u>H.B. No.</u>	<u>Appr. No.</u>	<u>Appropriations</u>	<u>Expenditures and Transfers Out</u>	<u>Reappropriations to 2019</u>	<u>Lapse of Appropriations</u>
<b><u>DEPARTMENT OF HEALTH AND SENIOR SERVICES</u></b>						
<b><u>Division of Community and Public Health</u></b>						
Champ W. Smith and Mary C. Smith Memorial Endowment Trust Fund (0873)						
CHILD W/SPECIAL NEEDS	10.710	7727	\$ 10,000.00	\$ 2,000.00	\$ ---	\$ 8,000.00
<b><u>DEPARTMENT OF NATURAL RESOURCES</u></b>						
Confederate Memorial Park Fund (0812)						
REFUND ACCOUNTS	06.315	3546	<u>165.00</u>	<u>---</u>	<u>---</u>	<u>165.00</u>
Totals			<u>\$ 10,165.00</u>	<u>\$ 2,000.00</u>	<u>\$ ---</u>	<u>\$ 8,165.00</u>

**STATE OF MISSOURI  
SUMMARY OF APPROPRIATION ACTIVITY  
ENTERPRISE FUNDS  
FOR THE APPROPRIATION YEAR 2018**

	<u>H.B. No.</u>	<u>Appr. No.</u>	<u>Appropriations</u>	<u>Expenditures and Transfers Out</u>	<u>Reappropriations to 2019</u>	<u>Lapse of Appropriations</u>
<b><u>EXECUTIVE</u></b>						
<b><u>Attorney General</u></b>						
Petroleum Storage Tank Insurance Fund (0585) ATTORNEY GENERAL PS	12.165	4203	\$ 27,712.00	\$ 27,712.00	\$ ---	\$ ---
Lottery Enterprise Fund (0657) ATTORNEY GENERAL PS	12.165	3335	58,085.00	58,085.00	---	---
<b><u>OFFICE OF ADMINISTRATION</u></b>						
<b><u>Division of Accounting</u></b>						
Federal Surplus Property Fund (0407) CMIA-FEDERAL PAYMENTS	05.225	9203	20,000.00	---	---	20,000.00
State Fair Fee Fund (0410) UNEMPLOYMENT BENEFITS OTH	05.480	5991	13,530.00	3,541.57	---	9,988.43
State Park Earnings Fund (0415) UNEMPLOYMENT BENEFITS OTH	05.480	5992	17,465.00	3,450.00	---	14,015.00
Missouri Veterans' Homes Fund (0460) UNEMPLOYMENT BENEFITS OTH	05.480	5993	160,804.00	73,856.99	---	86,947.01
Petroleum Storage Tank Insurance Fund (0585) UNEMPLOYMENT BENEFITS OTH	05.480	6152	300.00	---	---	300.00
Lottery Enterprise Fund (0657) UNEMPLOYMENT BENEFITS OTH	05.480	6146	4,752.00	765.18	---	3,986.82
Missouri Wine and Grape Fund (0787) UNEMPLOYMENT BENEFITS OTH	05.480	4456	4,593.00	4,592.38	---	0.62
<b><u>Information Technology Services Division</u></b>						
Federal Surplus Property Fund (0407) OA IT PROJECTS-OTHER FUNDS	05.022	3530	4,266.00	4,265.00	---	1.00
OA CON IT E&E-OTHER FUNDS	05.021	3861	108,373.00	---	---	108,373.00
Single-Purpose Animal Facilities Loan Program Fund (0408) MDA CON IT E&E-OTHER FUNDS	05.021	3865	1,154.00	512.38	---	641.62
State Fair Fee Fund (0410) MDA CON IT PS-OTHER FUNDS	05.021	3863	14,300.00	---	---	14,300.00
MDA CON IT E&E-OTHER FUNDS	05.021	3865	27,085.00	27,053.63	---	31.37
MDA IT PROJECTS PS-OTHER FUNDS	05.022	4429	1,000.00	---	---	1,000.00

State Parks Earnings Fund (0415)							
DNR IT PROJECTS-OTHER FUNDS	05.022	3535	1.00	---	---	1.00	
DNR CON IT E&E-OTHER FUNDS	05.021	3867	15,599.00	10,778.78	---	4,820.22	
Natural Resources Revolving SE Fund (0425)							
DNR CON IT E&E-OTHER FUNDS	05.021	3867	406.00	210.54	---	195.46	
Historic Preservation Revolving Fund (0430)							
DNR CON IT E&E-OTHER FUNDS	05.021	3867	2,338.00	1,128.17	---	1,209.83	
Missouri Veterans' Homes Fund (0460)							
DPS IT PROJECTS EE-OTHER FUNDS	05.022	3555	472,081.00	467,870.09	---	4,210.91	
DPS CON IT PS-OTHER FUNDS	05.021	3874	240,726.00	226,494.57	---	14,231.43	
DPS CON IT E&E-OTHER FUNDS	05.021	3876	952,748.00	805,003.00	---	147,745.00	
DPS IT PROJECTS PS-OTHER FUNDS	05.022	4430	82,000.00	62,673.28	---	19,326.72	
Petroleum Storage Tank Insurance Fund (0585)							
DNR CON IT E&E-OTHER FUNDS	05.021	3867	5,358.00	2,524.13	---	2,833.87	
Missouri Wine and Grape Fund (0787)							
MDA CON IT E&E-OTHER FUNDS	05.021	3865	10,116.00	1,870.86	---	8,245.14	

**Division of General Services**

Federal Surplus Property Fund (0407)							
SURPLUS PROPERTY PS	05.075	1177	794,281.00	552,755.57	---	241,525.43	
SURPLUS PROPERTY E&E	05.075	1178	595,698.00	305,862.51	---	289,835.49	
SURPLUS PROP RECYCLE PS	05.085	1179	48,834.00	48,832.50	---	1.50	
SURPLUS PROP RECYCLE E&E	05.085	1180	50,322.00	50,232.57	---	89.43	
FIXED PRICE VEHICLE PRGM	05.080	1188	1,495,994.00	914,772.11	---	581,221.89	

**DEPARTMENT OF AGRICULTURE**

Single-Purpose Animal Facilities Loan Program Fund (0408)							
AGRICULTURE STATE OWNED	13.010	7680	3,527.00	3,527.00	---	---	
State Fair Fee Fund (0410)							
AGRICULTURE INSTITUTIONAL	13.015	7687	497,177.00	497,177.00	---	---	
Missouri Wine and Grape Fund (0787)							
AGRICULTURE STATE OWNED	13.010	8404	9,473.00	9,473.00	---	---	

**Office of the Director**

State Fair Fee Fund (0410)							
DIRECTOR'S OFFICE PS	06.005	8871	83,957.00	81,639.96	---	2,317.04	
DIRECTOR'S OFFICE E&E	06.005	8874	3,597.00	3,597.00	---	---	
Missouri Wine and Grape Fund (0787)							
DIRECTOR'S OFFICE PS	06.005	7928	19,953.00	19,773.96	---	179.04	
DIRECTOR'S OFFICE E&E	06.005	7929	1,499.00	1,499.00	---	---	

**STATE OF MISSOURI  
SUMMARY OF APPROPRIATION ACTIVITY  
ENTERPRISE FUNDS  
FOR THE APPROPRIATION YEAR 2018**

	H.B. No.	Appr. No.	Appropriations	Expenditures and Transfers Out	Reappropriations to 2019	Lapse of Appropriations
<b><u>Agriculture Business Development</u></b>						
Single-Purpose Animal Facilities Loan Program Fund (0408)						
AG&SMALL BUS DEV AUTH PS	06.045	1790	113,861.00	74,302.36	---	39,558.64
AG&SMALL BUS DEV AUTH E&E	06.045	1795	9,264.00	2,885.14	---	6,378.86
Single-Purpose Animal Facilities Loan Guarantee Fund (0409)						
SINGL ANIMAL FAC LOAN PRG	06.055	6887	201,046.00	---	---	201,046.00
Agricultural Product Utilization and Business Development Loan Guarantee Fund (0411)						
MO VALUE-ADDED LOAN PRG	06.065	6888	624,501.00	---	---	624,501.00
Agricultural Product Utilization Grant Fund (0413)						
AG&SMALL BUS DEV AUTH E&E	06.045	9249	100.00	---	---	100.00
Missouri Dairy Industry Revitalization Fund (0414)						
DAIRY IND REVITALIZATION	06.090	1579	700,000.00	700,000.00	---	---
Missouri Wine and Grape Fund (0787)						
WINE AND GRAPE BOARD E&E	06.040	2107	1,598,695.00	1,537,767.30	---	60,927.70
WINE AND GRAPE BOARD PS	06.040	2130	269,231.00	269,225.50	---	5.50
<b><u>Missouri State Fair</u></b>						
State Fair Fee Fund (0410)						
FUNDING TO START FAIR	06.135	0228	74,250.00	69,540.00	---	4,710.00
STATE FAIR ADMIN PS	06.130	0270	1,295,079.00	1,078,801.42	---	216,277.58
STATE FAIR ADMIN E&E	06.130	0274	2,664,740.00	2,654,589.84	---	10,150.16
STATE FAIR EQUIP REPLACE	06.140	1878	165,962.00	---	---	165,962.00
<b><u>State Land Survey</u></b>						
Land Survey Revolving Service Fund (0426)						
LAND SURVEY OPERTIONS E&E	06.125	8827	80,000.00	38,784.96	---	41,215.04
<b><u>DEPARTMENT OF NATURAL RESOURCES</u></b>						
State Park Earnings Fund (0415)						
SALES TAX GR REIMBURSE	06.320	2379	240,000.00	22,071.23	---	217,928.77
REFUND ACCOUNTS	06.315	2737	82,946.00	25,664.52	---	57,281.48
DNR LEASING	13.005	2929	59,721.00	59,059.02	---	661.98

Natural Resources Revolving Services

Fund (0425)

DNR REVOLVING FUND	06.310	2132	2,921,745.00	1,964,070.43	---	957,674.57
SALES TAX GR REIMBURSE	06.320	3085	10,000.00	760.98	---	9,239.02
REFUND ACCOUNTS	06.315	3372	1,419.00	17.44	---	1,401.56
Historic Preservation Revolving Fund (0430)						
HISTORIC PROPERTIES	17.355	1555	500,000.00	---	---	500,000.00
DNR STATE OWNED	13.010	2975	5,807.00	5,806.56	---	0.44
HISTORIC PROPERTIES	18.030	3228	500,000.00	---	500,000.00	---
REFUND ACCOUNTS	06.315	3373	165.00	40.00	---	125.00
DNR LEASING	13.005	6802	2,309.00	2,276.98	---	32.02
Petroleum Storage Tank Insurance Fund (0585)						
PETROLEUM RELATED ACT PS	06.230	0925	725,226.00	724,636.88	---	589.12
PETROLEUM REALTED ACT E&E	06.230	0926	68,354.00	68,354.00	---	---
DNR LEASING	13.005	4313	34,383.00	34,077.26	---	305.74

**Petroleum Storage Tank Insurance Board**

Petroleum Storage Tank Insurance Fund (0585)

PETRO STORAGE TANK REFUND	06.280	2880	70,000.00	39,009.88	---	30,990.12
PETRO STORAGE TANK BD PS	06.280	3532	127,550.00	127,548.72	---	1.28
PETRO STORAGE TANK BD E&E	06.280	3533	2,095,354.00	1,669,633.94	---	425,720.06
PETRO STORAGE TANK INSUR	06.280	3534	20,000,000.00	15,383,500.53	---	4,616,499.47

**Environmental Improvement and Energy Resources**

State Environmental Improvement Authority

Fund (0654)

EIERA	06.340	8029	1.00	---	---	1.00
-------	--------	------	------	-----	-----	------

**Department Operations**

State Park Earnings Fund (0415)

DT OP-CONTRACT AUDITS E&E	06.200	2293	100,000.00	31,463.00	---	68,537.00
---------------------------	--------	------	------------	-----------	-----	-----------

Natural Resources Revolving Services

Fund (0425)

DEPT OPERATIONS PS	06.200	2141	42,732.00	23,425.08	---	19,306.92
DEPT OPERATIONS E&E	06.200	2143	5,129.00	1,068.44	---	4,060.56

**Missouri Geological Survey**

Natural Resources Revolving Services

Fund (0425)

MGS OPERATIONS PS	06.260	1907	16,377.00	13,889.71	---	2,487.29
-------------------	--------	------	-----------	-----------	-----	----------

**STATE OF MISSOURI  
SUMMARY OF APPROPRIATION ACTIVITY  
ENTERPRISE FUNDS  
FOR THE APPROPRIATION YEAR 2018**

	<u>H.B. No.</u>	<u>Appr. No.</u>	<u>Appropriations</u>	<u>Expenditures and Transfers Out</u>	<u>Reappropriations to 2019</u>	<u>Lapse of Appropriations</u>
<b><u>Missouri State Parks</u></b>						
State Park Earnings Fund (0415)						
PRJS ST & HIST PROPERTIES	17.355	1324	12,072.00	5,605.05	6,466.00	0.95
DNR ROADS PARKING TRAILS	17.355	1544	333,977.00	19,030.94	292,930.00	22,016.06
IMPROVEMENTS STATE PARKS	17.355	1562	406,645.00	406,084.16	560.00	0.84
INTER EXHIBITS ST PARKS	17.355	1568	30,000.00	4,469.73	25,530.00	0.27
STATE PARK OPERATION PS	06.285	1940	1,188,337.00	978,402.44	---	209,934.56
STATE PARK OPERATION E&E	06.285	1941	2,530,407.00	2,428,138.39	---	102,268.61
PRJS ST & HIST PROPERTIES	18.030	3197	2,569,720.00	105,318.22	2,464,401.00	0.78
DNR WATER WASTE IMPROV	18.030	3213	770,280.00	687.80	769,592.00	0.20
DNR ROADS PARKING TRAILS	18.030	3221	110,000.00	4,517.91	105,482.00	0.09
DNR M&R SPENDING AUTHORITY	18.030	3226	500,000.00	---	500,000.00	---
DNR SPENDING AUTHORITY	17.335	6599	2,486,602.00	486,109.02	---	2,000,492.98
GIFTS TO PARKS	06.285	7816	1,250,000.00	177,971.95	---	1,072,028.05
PARKS RESALE	06.285	7817	1,750,000.00	1,168,560.62	---	581,439.38
PARKS CONCESSIONS DEFAULT	06.285	7818	199,350.00	1,457.93	---	197,892.07
STATE PARK GRANTS	06.285	7820	250,000.00	95,663.31	---	154,336.69
LAND PURCHASES ST PARKS	17.345	8534	44,753.00	44,753.00	---	---
PARKS CONCESSN DEFAULT PS	06.285	8764	52,952.00	---	---	52,952.00
PRJS ST & HIST PROPERTIES	17.350	9282	82,872.00	61,343.63	21,528.00	0.37
DNR ROADS PARKING TRAILS	17.350	9285	168,631.00	167,043.91	---	1,587.09
IMPROVEMENTS STATE PARKS	17.350	9304	71,264.00	34,497.97	36,766.00	0.03
Historic Preservation Revolving Fund (0430)						
HISTORIC PRESERVATION PS	06.290	1885	202,932.00	166,984.20	---	35,947.80
HISTORIC PRESERVATION E&E	06.290	1886	31,314.00	13,880.36	---	17,433.64
HISTORIC PRESERV GRANTS	06.290	7823	2,017,243.00	364,389.89	---	1,652,853.11
HISTORIC PROPERTIES	17.350	9288	500,000.00	---	---	500,000.00
<b><u>DEPARTMENT OF PUBLIC SAFETY</u></b>						
<b><u>Missouri Veterans Commission</u></b>						
Missouri Veterans' Homes Fund (0460)						
VETERANS HOMES PS	08.205	2342	53,699,616.00	52,535,217.51	---	1,164,398.49
VETERANS HOMES E&E	08.205	2344	23,927,543.00	23,878,499.83	---	49,043.17
REFUNDS	08.205	4570	1,274,400.00	467,609.27	---	806,790.73
VETERANS HOMES OVERTIME	08.205	7110	1,604,382.00	1,604,370.44	---	11.56

**DEPARTMENT OF REVENUE**

Revenue Information Fund (0619)

FED & OTHER FUND REFUNDS	04.065	8465	5,000.00	35.00	---	4,965.00
--------------------------	--------	------	----------	-------	-----	----------

**Taxation Division**

Petroleum Storage Tank Insurance Fund (0585)

TAXATION PS	04.010	1704	28,391.00	27,844.19	---	546.81
-------------	--------	------	-----------	-----------	-----	--------

TAXATION E&E	04.010	1705	1,071.00	---	---	1,071.00
--------------	--------	------	----------	-----	-----	----------

**Missouri Lottery Commission**

Lottery Enterprise Fund (0657)

LOTTERY LEASING	13.005	3307	352,729.00	352,728.32	---	0.68
-----------------	--------	------	------------	------------	-----	------

PULL TAB VENDOR PAYMENTS	04.165	3343	5,043,405.00	5,013,291.31	---	30,113.69
--------------------------	--------	------	--------------	--------------	-----	-----------

LOTTERY INSTITUTIONAL	13.015	7669	120,775.00	120,775.00	---	---
-----------------------	--------	------	------------	------------	-----	-----

LOTTERY ADVERTISING PD	04.165	8652	16,000,000.00	15,999,996.29	---	3.71
------------------------	--------	------	---------------	---------------	-----	------

VENDOR PAYMENTS FOR GAMES	04.165	9001	29,371,477.00	28,463,722.86	---	907,754.14
---------------------------	--------	------	---------------	---------------	-----	------------

LOTTERY COMMISSION PS	04.165	9156	7,075,249.00	6,706,457.24	---	368,791.76
-----------------------	--------	------	--------------	--------------	-----	------------

LOTTERY COMMISSION E&E	04.165	9157	8,847,515.00	7,205,550.59	---	1,641,964.41
------------------------	--------	------	--------------	--------------	-----	--------------

LOTTERY HQ ROOF RPLCMNT	17.165	9330	1,034,277.00	639,673.32	---	394,603.68
-------------------------	--------	------	--------------	------------	-----	------------

LOTTERY HQ RPLC UPS SYS	17.165	9332	16,066.00	13,361.24	---	2,704.76
-------------------------	--------	------	-----------	-----------	-----	----------

State Lottery Fund (0682)

LOTTERY COMMISSION PRIZES	04.170	2594	174,075,218.00	166,459,472.04	---	7,615,745.96
---------------------------	--------	------	----------------	----------------	-----	--------------

Subtotals			381,291,516.00	347,117,315.73	4,723,255.00	29,450,945.27
-----------	--	--	----------------	----------------	--------------	---------------

**Appropriated Transfers Out To:**

Social Services and Other Sources Fund (0610)	05.090	T016	30,000.00	30,000.00	---	---
---	--------	------	-----------	-----------	-----	-----

General Revenue Fund (0101)	05.260	T044	18,514.00	18,514.00	---	---
-----------------------------	--------	------	-----------	-----------	-----	-----

Natural Resources Cost Allocation Fund (0500)	06.330	T062	6,471.00	6,471.00	---	---
---	--------	------	----------	----------	-----	-----

Natural Resources Cost Allocation Fund (0500)	06.330	T063	463.00	463.00	---	---
---	--------	------	--------	--------	-----	-----

Natural Resources Cost Allocation Fund (0500)	06.330	T070	2,966.00	2,966.00	---	---
---	--------	------	----------	----------	-----	-----

Natural Resources Cost Allocation Fund (0500)	06.330	T088	192,554.00	181,881.00	---	10,673.00
---	--------	------	------------	------------	-----	-----------

Natural Resources Cost Allocation Fund (0500)	06.330	T089	13,758.00	12,996.00	---	762.00
---	--------	------	-----------	-----------	-----	--------

Natural Resources Cost Allocation Fund (0500)	06.330	T097	119,595.00	112,966.00	---	6,629.00
---	--------	------	------------	------------	-----	----------

Lottery Enterprise Fund (0657)	04.175	T115	71,401,168.00	67,200,000.00	---	4,201,168.00
--------------------------------	--------	------	---------------	---------------	-----	--------------

Lottery Proceeds Fund (0291)	04.185	T137	316,000,000.00	306,072,098.00	---	9,927,902.00
------------------------------	--------	------	----------------	----------------	-----	--------------

State Lottery Fund (0682)	04.180	T283	1,000,000.00	---	---	1,000,000.00
---------------------------	--------	------	--------------	-----	-----	--------------

General Revenue Fund (0101)	05.525	T285	2,190,770.00	2,190,770.00	---	---
-----------------------------	--------	------	--------------	--------------	-----	-----

State Retirement Contributions Fund (0701)	05.450	T293	140.00	131.53	---	8.47
--	--------	------	--------	--------	-----	------

Social Security Contributions Fund (0702)	05.450	T293	5,080,102.00	4,767,798.74	---	312,303.26
---	--------	------	--------------	--------------	-----	------------

State Retirement Contributions Fund (0701)	05.465	T297	12,878,850.00	11,982,198.95	---	896,651.05
--	--------	------	---------------	---------------	-----	------------

**STATE OF MISSOURI  
SUMMARY OF APPROPRIATION ACTIVITY  
ENTERPRISE FUNDS  
FOR THE APPROPRIATION YEAR 2018**

	H.B. No.	Appr. No.	Appropriations	Expenditures and Transfers Out	Reappropriations to 2019	Lapse of Appropriations
Missouri Consolidated Health Care Plan Benefit Fund (0765)	05.490	T304	15,317,812.00	15,308,645.16	---	9,166.84
Natural Resources Cost Allocation Fund (0500)	06.330	T320	385,109.00	310,542.00	---	74,567.00
Natural Resources Cost Allocation Fund (0500)	06.330	T322	27,514.00	22,186.00	---	5,328.00
Natural Resources Cost Allocation Fund (0500)	06.330	T327	164,747.00	122,052.00	---	42,695.00
General Revenue Fund (0101)	05.260	T495	1,748.00	1,748.00	---	---
State Highways and Transportation Department Fund (0644)	04.150	T534	1,250,000.00	721,293.00	---	528,707.00
General Revenue Fund (0101)	12.155	T548	296,733.00	296,733.00	---	---
State Legal Expense Fund (0692)	05.120	T560	7,579,196.00	---	---	7,579,196.00
General Revenue Fund (0101)	05.260	T704	1,156.00	1,156.00	---	---
General Revenue Fund (0101)	05.260	T705	44,873.00	44,873.00	---	---
General Revenue Fund (0101)	05.260	T707	117,524.00	117,524.00	---	---
General Revenue Fund (0101)	05.260	T709	808.00	808.00	---	---
General Revenue Fund (0101)	05.260	T710	285.00	285.00	---	---
General Revenue Fund (0101)	05.260	T711	362,699.00	362,699.00	---	---
General Revenue Fund (0101)	05.260	T749	83,015.00	83,015.00	---	---
General Revenue Fund (0101)	05.260	T765	12,180.00	12,180.00	---	---
General Revenue Fund (0101)	05.260	T813	960.00	960.00	---	---
Subtotals			<u>434,581,710.00</u>	<u>409,985,953.38</u>	---	<u>24,595,756.62</u>
Totals			<u>\$ 815,873,226.00</u>	<u>\$ 757,103,269.11</u>	<u>\$ 4,723,255.00</u>	<u>\$ 54,046,701.89</u>



**STATE OF MISSOURI  
SUMMARY OF APPROPRIATION ACTIVITY  
INTERNAL SERVICE FUNDS  
FOR THE APPROPRIATION YEAR 2018**

	<u>H.B. No.</u>	<u>Appr. No.</u>	<u>Appropriations</u>	<u>Expenditures and Transfers Out</u>	<u>Reappropriations to 2019</u>	<u>Lapse of Appropriations</u>
<b><u>LEGISLATURE</u></b>						
<b><u>Senate</u></b>						
Senate Revolving Fund (0535) SENATE CONTINGENT EXP	12.500	4505	\$ 40,000.00	\$ 200.00	---	\$ 39,800.00
<b><u>House of Representatives</u></b>						
House of Representatives Revolving Fund (0520) HOUSE REVOLVING FUND	12.505	3165	45,000.00	12,660.01	---	32,339.99
<b><u>JUDICIARY</u></b>						
<b><u>Judicial Proceedings and Review</u></b>						
Supreme Court Publications Revolving Fund (0525) JUD PROCEED & REVIEW E&E	12.300	4506	150,000.00	16,449.94	---	133,550.06
<b><u>EXECUTIVE</u></b>						
<b><u>Governor's Office</u></b>						
Natural Resources Cost Allocation Fund (0500) CONSTITUENT SERV OTHER FUNDS	12.006	4014	12,550.00	9,852.08	---	2,697.92
COO OTHER FUNDS	12.008	4029	3,518.00	3,512.40	---	5.60
BOARDS AND COMM OTHER FUNDS	12.007	4035	14,600.00	14,600.00	---	---
State Facility Maintenance and Operation Fund (0501) COO-NC OTHER FUNDS	12.008	4030	3,882.00	3,875.04	---	6.96
BOARDS AND COMM-NC OTHER FUNDS	12.007	4071	4,579.00	4,579.00	---	---
DIFP Administrative Fund (0503) CONSTITUENT SERV OTHER FUNDS	12.006	4014	12,710.00	9,979.75	---	2,730.25
COO OTHER FUNDS	12.008	4029	1,201.00	1,200.00	---	1.00
Economic Development Administrative Fund (0547) CONSTITUENT SERV OTHER FUNDS	12.006	4014	10,617.00	8,335.74	---	2,281.26
BOARDS AND COMM OTHER FUNDS	12.007	4035	6,279.00	6,279.00	---	---

Professional Registration Fees Fund (0689)							
BOARDS AND COMM OTHER FUNDS	12.007	4035	29,200.00	29,200.00	---	---	
<b><u>State Treasurer</u></b>							
Central Check Mailing Service Revolving Fund (0515)							
STATE TREASURER PS	12.120	0843	12,382.00	11,881.96	---	500.04	
STATE TREASURER E&E	12.120	2212	225,000.00	62,643.00	---	162,357.00	
<b><u>OFFICE OF ADMINISTRATION</u></b>							
Natural Resources Cost Allocation Fund (0500)							
CONTRACT REVIEW-OTHER FUNDS	05.007	3321	6,029.00	5,891.26	---	137.74	
State Facility Maintenance and Operation Fund (0501)							
CONTRACT REVIEW-NC OTHER FUNDS	05.007	3479	6,569.00	6,428.34	---	140.66	
DIFP Administrative Fund (0503)							
CONTRACT REVIEW-OTHER FUNDS	05.007	3321	2,059.00	2,014.01	---	44.99	
Economic Development Administrative Fund (0547)							
CONTRACT REVIEW-OTHER FUNDS	05.007	3321	1,592.00	1,544.48	---	47.52	
<b><u>Division of Accounting</u></b>							
Natural Resources Cost Allocation Fund (0500)							
UNEMPLOYMENT BENEFITS OTH	05.480	6155	13,699.00	7,958.53	---	5,740.47	
State Facility Maintenance and Operation Fund (0501)							
UNEMPLOYMENT BENEFITS OTH	05.480	5994	41,949.00	2,926.93	---	39,022.07	
MDFB LEASE/PURCHASE	05.170	6753	2,417,682.00	2,417,292.57	---	389.43	
DIFP Administrative Fund (0503)							
UNEMPLOYMENT BENEFITS OTH	05.480	6715	283.00	---	---	283.00	
Office of Administration Revolving Administrative Trust Fund (0505)							
UNEMPLOYMENT BENEFITS OTH	05.480	5999	3,000.00	---	---	3,000.00	
Working Capital Revolving Fund (0510)							
UNEMPLOYMENT BENEFITS OTH	05.480	6000	13,497.00	---	---	13,497.00	
Economic Development Administrative Fund (0547)							
UNEMPLOYMENT BENEFITS OTH	05.480	6673	946.00	---	---	946.00	
Professional Registration Fees Fund (0689)							
UNEMPLOYMENT BENEFITS OTH	05.480	6006	8,292.00	8,291.38	---	0.62	
MO Revolving Info Tech Trust Fund (0980)							
UNEMPLOYMENT BENEFITS OTH	05.480	8881	2,500.00	---	---	2,500.00	

**STATE OF MISSOURI  
SUMMARY OF APPROPRIATION ACTIVITY  
INTERNAL SERVICE FUNDS  
FOR THE APPROPRIATION YEAR 2018**

	H.B. No.	Appr. No.	Appropriations	Expenditures and Transfers Out	Reappropriations to 2019	Lapse of Appropriations
<b><u>Information Technology Services Division</u></b>						
Natural Resources Cost Allocation Fund (0500)						
DNR IT PROJECTS-OTHER FUNDS	05.022	3535	238,148.00	130,527.00	---	107,621.00
DNR CON IT PS-OTHER FUNDS	05.021	3866	1,232,709.00	1,075,749.43	---	156,959.57
DNR CON IT E&E-OTHER FUNDS	05.021	3867	2,745,616.00	2,275,047.75	---	470,568.25
DNR IT PROJECTS PS-OTHER FUNDS	05.022	4431	862,000.00	801,185.96	---	60,814.04
State Facility Maintenance and Operation Fund (0501)						
OA IT CONSOLIDATION PS	05.021	3610	83,227.00	77,723.63	---	5,503.37
OA IT CONSOLIDATION E&E	05.021	3611	224,333.00	194,570.02	---	29,762.98
OA IT PRJCTS PS-NC OTHER FUNDS	05.022	4432	11,000.00	8,049.93	---	2,950.07
OA IT PROJ EE-NC OTHER FUNDS	05.022	4573	103,750.00	56,875.00	---	46,875.00
DIFP Administrative Fund (0503)						
DIFP IT PRJECTS EE-OTHER FUNDS	05.022	3549	1.00	---	---	1.00
DIFP CON IT PS-OTHER FUNDS	05.021	3870	81,929.00	22,606.72	---	59,322.28
DIFP CON IT E&E-OTHER FUNDS	05.021	3871	34,335.00	15,716.46	---	18,618.54
DIFP IT PRJECTS PS-OTHER FUNDS	05.022	4435	15,000.00	791.43	---	14,208.57
Office of Administration Revolving Administrative Trust Fund (0505)						
OA IT CONSOLIDATION PS	05.021	3601	9,302.00	---	---	9,302.00
OA IT CONSOLIDATION E&E	05.021	3602	24,999.00	24,539.50	---	459.50
OA IT PRJCTS PS-NC OTHER FUNDS	05.022	4432	1,000.00	---	---	1,000.00
Working Capital Revolving Fund (0510)						
DOC IT PROJECTS-OTHER FUNDS	05.022	3557	1.00	---	---	1.00
DOC CON IT PS-OTHER FUNDS	05.021	3877	11,921.00	10,613.73	---	1,307.27
DOC CON IT E&E-OTHER FUNDS	05.021	3878	175,389.00	172,506.64	---	2,882.36
DOC IT PROJECTS PS-OTHER FUNDS	05.022	4433	43,500.00	43,367.53	---	132.47
Inmate Fund (0540)						
DOC CON IT E&E-OTHER FUNDS	05.021	3878	15,199.00	---	---	15,199.00
Social Services Administrative Trust Fund (0545)						
DSS CON IT PS-OTHER FUNDS	05.021	3886	27.00	---	---	27.00
DSS CON IT E&E-OTHER FUNDS	05.021	3888	400,621.00	3,681.60	---	396,939.40
Economic Development Administrative Fund (0547)						
DED CON IT PS-OTHER FUNDS	05.021	3868	119,544.00	18,638.77	---	100,905.23

DED CON IT E&E-OTHER FUNDS	05.021	3869	487,882.00	57,077.90	---	430,804.10
DED IT PROJECTS PS-OTHER FUNDS	05.022	4434	100,000.00	9,347.14	---	90,652.86
Professional Registration Fees Fund (0689)						
DIFP CON IT PS-OTHER FUNDS	05.021	3870	252,424.00	217,125.18	---	35,298.82
DIFP CON IT E&E-OTHER FUNDS	05.021	3871	710,335.00	429,974.97	---	280,360.03
DIFP IT PRJECTS PS-OTHER FUNDS	05.022	4435	273,000.00	257,024.66	---	15,975.34
MO Revolving Info Tech Trust Fund (0980)						
DESE IT BILLING PROJ PS	05.022	3891	60,001.00	30,590.60	---	29,410.40
DESE IT BILLING PROJ E&E	05.022	3892	456,626.00	157,385.00	---	299,241.00
DHE IT BILLING PROJ PS	05.022	3893	7,001.00	2,047.45	---	4,953.55
DHE IT BILLING PROJ E&E	05.022	3894	19,770.00	19,768.32	---	1.68
DOR IT BILLING PROJ PS	05.022	3895	1.00	---	---	1.00
DOR IT BILLING PROJ E&E	05.022	3896	49,996.00	---	---	49,996.00
OA IT BILLING PROJ PS	05.022	3897	120,001.00	111,176.64	---	8,824.36
OA IT BILLING PROJ E&E	05.022	3898	242,270.00	206,804.98	---	35,465.02
MDA IT BILLING PROJ PS	05.022	3900	62,001.00	46,071.72	---	15,929.28
MDA IT BILLING PROJ E&E	05.022	3902	1.00	---	---	1.00
DNR IT BILLING PROJ PS	05.022	3904	5,001.00	---	---	5,001.00
DNR IT BILLING PROJ E&E	05.022	3906	141,029.00	---	---	141,029.00
DED IT BILLING PROJ PS	05.022	3907	70,001.00	27,152.54	---	42,848.46
DED IT BILLING PROJ E&E	05.022	3908	1.00	---	---	1.00
DIFP IT BILLING PROJ PS	05.022	3911	1.00	---	---	1.00
DIFP IT BILLING PROJ E&E	05.022	3912	1.00	---	---	1.00
DOLIR IT BILLING PROJ PS	05.022	3913	1.00	---	---	1.00
DOLIR IT BILLING PROJ E&E	05.022	3917	5,566.00	---	---	5,566.00
DPS IT BILLING PROJ PS	05.022	3918	20,001.00	10,220.95	---	9,780.05
DPS IT BILLING PROJ E&E	05.022	3919	1.00	---	---	1.00
DOC IT BILLING PROJ PS	05.022	3920	1.00	---	---	1.00
DOC IT BILLING PROJ E&E	05.022	3921	3,763,243.00	---	---	3,763,243.00
DMH IT BILLING PROJ PS	05.022	3922	3,001.00	---	---	3,001.00
DMH IT BILLING PROJ E&E	05.022	3923	25,111.00	25,109.80	---	1.20
DHSS IT BILLING PROJ PS	05.022	3924	1.00	---	---	1.00
DHSS IT BILLING PROJ E&E	05.022	3925	31,443.00	---	---	31,443.00
DSS IT BILLING PROJ PS	05.022	3926	3,001.00	2,265.19	---	735.81
DSS IT BILLING PROJ E&E	05.022	3927	38,893.00	32,663.43	---	6,229.57
OA IT CONSOLIDATION PS	05.020	8110	7,469,663.00	7,449,025.06	---	20,637.94
OA IT CONSOLIDATION E&E	05.020	8111	37,632,851.00	33,006,560.61	---	4,626,290.39
TELECOM REVOLVING FUND	05.025	8112	44,700,697.00	28,313,267.41	---	16,387,429.59
ITSD UC DEBT PAYMENT	05.195	8114	805,258.00	805,257.88	---	0.12

**STATE OF MISSOURI  
SUMMARY OF APPROPRIATION ACTIVITY  
INTERNAL SERVICE FUNDS  
FOR THE APPROPRIATION YEAR 2018**

	H.B. No.	Appr. No.	Appropriations	Expenditures and Transfers Out	Reappropriations to 2019	Lapse of Appropriations
<b><u>Division of Facilities Management,</u></b>						
<b><u>Design and Construction</u></b>						
State Facility Maintenance and Operation Fund (0501)						
OA LEASING	13.005	1066	275,069.00	259,445.18	---	15,623.82
FM DC OPERATIONS E&E	05.055	2148	34,752,529.00	34,699,498.94	---	53,030.06
FM DC OPERATIONS PS	05.055	2605	19,203,215.00	18,780,623.57	---	422,591.43
FACILITY SERVICES	05.065	2607	2,000,000.00	337,267.58	---	1,662,732.42
MANSION DONATIONS	05.050	3046	60,000.00	15,118.83	---	44,881.17
OA STATE OWNED	13.010	7674	574,060.00	505,735.44	---	68,324.56
Office of Administration Revolving Administrative Trust Fund (0505)						
OA LEASING	13.005	1067	177,609.00	129,467.62	---	48,141.38
MULTI TENANT ST OWN	13.020	2777	378,314.00	153,795.25	---	224,518.75
MULTI TENANT INSTIT	13.020	3741	951,444.00	571,208.10	---	380,235.90
MULTI TENANT LEASING	13.020	6194	170,242.00	7,784.34	---	162,457.66
COST REIMBURSEMENT	17.305	9280	241,582.00	---	241,582.00	---
<b><u>Division of General Services</u></b>						
Office of Administration Revolving Administrative Trust Fund (0505)						
DIV OF GENERAL SERVS PS	05.070	4538	2,906,394.00	2,213,558.42	---	692,835.58
DIV OF GENERAL SERVS E&E	05.070	4540	979,728.00	752,429.04	---	227,298.96
REBILLABLE EXPENSES	05.115	6259	16,000,000.00	11,788,332.38	---	4,211,667.62
<b><u>Division of Personnel</u></b>						
Office of Administration Revolving Administrative Trust Fund (0505)						
DIV PERSONNEL E&E	05.035	2249	471,489.00	186,780.83	---	284,708.17
DIV PERSONNEL PS	05.035	8007	179,431.00	68,216.77	---	111,214.23
MO Revolving Info Tech Trust Fund (0980)						
OA HR CONSOLIDATION PS	05.035	8379	93,023.00	86,452.16	---	6,570.84
OA HR CONSOLIDATION E&E	05.035	8380	3,600.00	892.49	---	2,707.51

**Division of Purchasing**

Office of Administration Revolving Administrative  
Trust Fund (0505)

BID & PERFORM BOND REFUND	05.045	7349	3,000,000.00	50,000.00	---	2,950,000.00
---------------------------	--------	------	--------------	-----------	-----	--------------

**Missouri Public Entity Risk Management**

Office of Administration Revolving Administrative  
Trust Fund (0505)

MOPERM PS	05.150	8471	683,480.00	587,020.70	---	96,459.30
-----------	--------	------	------------	------------	-----	-----------

MOPERM E&E	05.150	8472	47,500.00	---	---	47,500.00
------------	--------	------	-----------	-----	-----	-----------

**DEPARTMENT OF INSURANCE,  
FINANCIAL INSTITUTIONS AND  
PROFESSIONAL REGISTRATION**

DIFP Administrative Fund (0503)

DEPT ADMINISTRATION PS	07.400	3652	129,658.00	122,224.18	---	7,433.82
------------------------	--------	------	------------	------------	-----	----------

DEPT ADMINISTRATION E&E	07.400	3653	37,826.00	25,827.25	---	11,998.75
-------------------------	--------	------	-----------	-----------	-----	-----------

Professional Registration Fees Fund (0689)

INSURANCE LEASING	13.005	3736	7,433.00	7,319.70	---	113.30
-------------------	--------	------	----------	----------	-----	--------

INSURANCE STATE OWNED	13.010	7712	201,249.00	201,248.56	---	0.44
-----------------------	--------	------	------------	------------	-----	------

**Professional Registration**

Professional Registration Fees Fund (0689)

EXAMINATION & OTHER FEES	07.455	1010	252,000.00	132,630.00	---	119,370.00
--------------------------	--------	------	------------	------------	-----	------------

PR ADMINISTRATION PS	07.455	1032	3,468,931.00	3,186,853.24	---	282,077.76
----------------------	--------	------	--------------	--------------	-----	------------

PR ADMINISTRATION E&E	07.455	2207	1,037,295.00	811,193.69	---	226,101.31
-----------------------	--------	------	--------------	------------	-----	------------

PR REFUNDS	07.455	5407	125,000.00	43,627.15	---	81,372.85
------------	--------	------	------------	-----------	-----	-----------

**DEPARTMENT OF ECONOMIC DEVELOPMENT**

Economic Development Administrative  
Fund (0547)

DED STATE OWNED	13.010	7706	43,385.00	43,384.64	---	0.36
-----------------	--------	------	-----------	-----------	-----	------

**Administrative Services**

Economic Development Administrative  
Fund (0547)

REFUNDS	07.005	0812	12,000.00	---	---	12,000.00
---------	--------	------	-----------	-----	-----	-----------

ADMINISTRATIVE SVS E&E	07.005	2174	347,173.00	66,265.05	---	280,907.95
------------------------	--------	------	------------	-----------	-----	------------

ADMINISTRATIVE SVS PS	07.005	3614	788,822.00	735,046.11	---	53,775.89
-----------------------	--------	------	------------	------------	-----	-----------

**STATE OF MISSOURI  
SUMMARY OF APPROPRIATION ACTIVITY  
INTERNAL SERVICE FUNDS  
FOR THE APPROPRIATION YEAR 2018**

	<u>H.B. No.</u>	<u>Appr. No.</u>	<u>Appropriations</u>	<u>Expenditures and Transfers Out</u>	<u>Reappropriations to 2019</u>	<u>Lapse of Appropriations</u>
<b><u>Division of Business and Community Services</u></b>						
Economic Development Administrative Fund (0547)						
SALES PS	07.015	2404	7,088.00	---	---	7,088.00
MARKETING PS	07.015	2430	45,447.00	---	---	45,447.00
<b><u>DEPARTMENT OF MENTAL HEALTH</u></b>						
Mental Health Interagency Payments Fund (0109)						
REFUNDS	10.030	4417	100.00	---	---	100.00
Inmate Fund (0540)						
REFUNDS	10.030	4418	100.00	---	---	100.00
<b><u>Division of Alcohol and Drug Abuse</u></b>						
Mental Health Interagency Payments Fund (0109)						
ADA TREATMENT SERVICES	10.110	7648	10,000.00	---	---	10,000.00
Inmate Fund (0540)						
ADA TREATMENT SVC	10.110	1047	3,513,779.00	3,013,779.00	---	500,000.00
<b><u>Division of Comprehensive Psychiatric Services</u></b>						
Mental Health Interagency Payments Fund (0109)						
ADULT COMMUNITY PROGRAM	10.210	1856	1,310,572.00	1,310,572.00	---	---
FULTON STATE HOSPITAL E&E	10.300	5273	250,000.00	---	---	250,000.00
YOUTH COMMUNITY PROGRAM	10.225	7425	600,000.00	327,736.00	---	272,264.00
<b><u>Division of Development Disabilities</u></b>						
Mental Health Interagency Payments Fund (0109)						
DFS CLIENTS	10.410	0399	10,916,325.00	8,579,207.41	---	2,337,117.59
COMMUNITY PROGRAMS	10.410	7649	213,832.00	64,017.42	---	149,814.58
<b><u>DEPARTMENT OF NATURAL RESOURCES</u></b>						
Natural Resources Cost Allocation Fund (0500)						
REFUND ACCOUNTS	06.315	2738	3,478.00	---	---	3,478.00

DNR LEASING	13.005	4307	80,209.00	79,477.75	---	731.25
DNR STATE OWNED	13.010	7690	90,642.00	90,642.00	---	---

**Department Operations**

Natural Resources Cost Allocation Fund (0500)						
DEPT OPERATIONS PS	06.200	1813	3,093,094.00	2,710,165.98	---	382,928.02
DEPT OPERATIONS E&E	06.200	1815	632,889.00	301,555.48	---	331,333.52

**Division of Environmental Quality**

Natural Resources Cost Allocation Fund (0500)						
ENVIRONMENTAL QUALITY PS	06.225	1873	897,151.00	792,846.63	---	104,304.37
ENVIRONMENTAL QUALITY E&E	06.225	1879	312,037.00	77,622.38	---	234,414.62
REGIONAL OFFICES PS	06.225	7316	387,202.00	197,610.19	---	189,591.81

**Missouri Geological Survey**

Natural Resources Cost Allocation Fund (0500)						
MGS OPERATIONS PS	06.260	2402	16,748.00	11,419.47	---	5,328.53
MGS OPERATIONS E&E	06.260	2409	4,105.00	4,105.00	---	---

**Missouri State Parks**

Natural Resources Cost Allocation Fund (0500)						
STATE PARK OPERATION PS	06.285	1952	907,946.00	782,695.38	---	125,250.62
STATE PARK OPERATION E&E	06.285	1953	68,159.00	60,699.16	---	7,459.84

**DEPARTMENT OF PUBLIC SAFETY**

**Adjutant General**

Adjutant General Revolving Fund (0530)						
A G ARMORY RENTALS	08.290	4767	25,000.00	8,241.60	---	16,758.40

**DEPARTMENT OF SOCIAL SERVICES**

**Division of Finance and Administrative Services**

Social Services Administrative Trust Fund (0545)						
FINANCE & ADMIN SRVS PS	11.040	3115	4,149.00	---	---	4,149.00
FINANCE & ADMIN SRVS E&E	11.040	3116	317.00	---	---	317.00
CENTRALIZED INVENTORY SYS	11.040	3119	1,200,000.00	795,779.48	---	404,220.52

**DEPARTMENT OF CORRECTIONS**

Working Capital Revolving Fund (0510)						
CORRECTIONS LEASING	13.005	6073	238,224.00	143,487.94	---	94,736.06



**STATE OF MISSOURI  
SUMMARY OF APPROPRIATION ACTIVITY  
INTERNAL SERVICE FUNDS  
FOR THE APPROPRIATION YEAR 2018**

	<u>H.B. No.</u>	<u>Appr. No.</u>	<u>Appropriations</u>	<u>Expenditures and Transfers Out</u>	<u>Reappropriations to 2019</u>	<u>Lapse of Appropriations</u>
Inmate Fund (0540) REENTRY E&E	09.010	5539	199,500.00	88,706.55	---	110,793.45
<b><u>Division of Human Services</u></b>						
Working Capital Revolving Fund (0510) FUEL AND UTILITIES	09.045	4281	1,425,607.00	1,425,601.00	---	6.00
Inmate Fund (0540) DHS STAFF PS	09.035	6067	143,688.00	61,035.92	---	82,652.08
DHS STAFF E&E	09.035	6068	34,068.00	---	---	34,068.00
<b><u>Division of Offender Rehabilitative Services</u></b>						
Working Capital Revolving Fund (0510) VOCATIONAL ENTERPRIS E&E	09.220	2776	22,000,000.00	14,906,565.66	---	7,093,434.34
VOCATIONAL ENTERPRISES PS	09.220	2967	7,178,490.00	5,742,028.80	---	1,436,461.20
<b><u>Division of Adult Institutions</u></b>						
Inmate Fund (0540) BOONVILLE CORR CTR	09.120	1083	36,265.00	---	---	36,265.00
OZARK CORR CTR PS	09.095	1996	278,851.00	---	---	278,851.00
TIPTON CORR CTR	09.145	6069	93,719.00	---	---	93,719.00
CHILLICOTHE CORR CTR PS	09.115	6112	29,756.00	---	---	29,756.00
KC REENTRY CENTER PS	09.185	9366	50,348.00	31,436.82	---	18,911.18
<b><u>Division of Probation and Parole</u></b>						
Inmate Fund (0540) RESIDENTIAL TRTMNT FAC	09.245	1467	3,989,458.00	3,989,458.00	---	---
ELECTRONIC MONITORING	09.250	2228	1,780,289.00	811,420.09	---	968,868.91
LOCAL SENTENCING INITIAT	09.240	2302	40,000.00	39,480.00	---	520.00
P&P STAFF E&E	09.225	6071	4,703,605.00	1,106,813.51	---	3,596,791.49
Subtotals			<u>263,490,959.00</u>	<u>202,919,157.78</u>	<u>241,582.00</u>	<u>60,330,219.22</u>

**Appropriated Transfers Out To:**

State Legal Expense Fund (0692)	05.120	T234	17,435.00	---	---	17,435.00
General Revenue Fund (0101)	05.525	T285	1,010,568.00	1,010,568.00	---	---
State Retirement Contributions Fund (0701)	05.450	T293	21.00	19.30	---	1.70
Social Security Contributions Fund (0702)	05.450	T293	3,643,397.00	3,353,165.23	---	290,231.77
State Retirement Contributions Fund (0701)	05.465	T297	11,158,072.00	9,094,239.22	---	2,063,832.78
Missouri Consolidated Health Care Plan						
Benefit Fund (0765)	05.490	T304	11,018,637.00	10,959,399.45	---	59,237.55
General Revenue Fund (0101)	05.230	T483	1.00	---	---	1.00
General Revenue Fund (0101)	12.155	T548	66,666.00	66,664.61	---	1.39
State Property Preservation Fund (0128)	05.105	T631	10,000,000.00	---	---	10,000,000.00
DIFP Administrative Fund (0503)	07.405	T896	200,000.00	153,033.95	---	46,966.05
State Board of Nursing Fund (0635)	07.540	T902	320,000.00	10,000.00	---	310,000.00
E-Procurement and State Technology Fund (0495)	05.030	T979	2,000,000.00	1,538,915.61	---	461,084.39
			<u>39,434,797.00</u>	<u>26,186,005.37</u>	<u>---</u>	<u>13,248,791.63</u>
Subtotals						
			<u>\$ 302,925,756.00</u>	<u>\$ 229,105,163.15</u>	<u>\$ 241,582.00</u>	<u>\$ 73,579,010.85</u>
Totals						

**STATE OF MISSOURI  
SUMMARY OF APPROPRIATION ACTIVITY  
AGENCY FUNDS  
FOR THE APPROPRIATION YEAR 2018**

	H.B. No.	Appr. No.	Appropriations	Expenditures and Transfers Out	Reappropriations to 2019	Lapse of Appropriations
<b><u>JUDICIARY</u></b>						
<b><u>Circuit Courts</u></b>						
Circuit Courts Escrow Fund (0718)						
CIRCUIT CT DEBT OFFSET EE	12.340	1210	\$ 5,500.00	\$ 5,500.00	\$ ---	\$ ---
CIRCUIT COURT DEBT OFFSET	12.340	3310	2,518,749.00	2,518,693.72	---	55.28
<b><u>OFFICE OF ADMINISTRATION</u></b>						
<b><u>Division of Accounting</u></b>						
State Retirement Contributions Fund (0701)						
RETIREMENT SYSTEM CONTR	05.470	9179	393,255,045.00	363,128,339.60	---	30,126,705.40
Social Security Contributions Fund (0702)						
OASDHI CONTRIBUTIONS	05.460	0136	161,922,767.00	149,984,437.01	---	11,938,329.99
Missouri Consolidated Health Care Plan Benefit Fund (0765)						
MOCHCP CONTRIBUTIONS	05.495	1335	403,350,316.00	400,672,698.74	---	2,677,617.26
Missouri State Employees' Voluntary Life Insurance Fund (0910)						
VOLUNTARY LIFE INSURANCE	05.505	0045	3,900,000.00	3,545,039.77	---	354,960.23
<b><u>Division of General Services</u></b>						
Proceeds of Surplus Property Sales Fund (0710)						
SURPLUS PROP SALE PROCEED	05.095	1181	299,894.00	291,440.60	---	8,453.40
<b><u>DEPARTMENT OF AGRICULTURE</u></b>						
<b><u>Division of Animal Health</u></b>						
Agriculture Bond Trustee Fund (0756)						
BOND TRUSTEE ACCOUNT	06.095	3120	129,000.00	46,930.82	---	82,069.18
<b><u>DEPARTMENT OF ECONOMIC DEVELOPMENT</u></b>						
<b><u>Division of Workforce Development</u></b>						
Missouri Community College Job Retention Training Program Fund (0717)						
JOBS RETENTION TRG PRG	07.130	7151	10,000,000.00	3,520,566.20	---	6,479,433.80

**DEPARTMENT OF ELEMENTARY AND  
SECONDARY EDUCATION**

**Office of Special Education**

Debt Offset Escrow Fund (0753)

MOAT-DEBT OFFSET ESCROW	02.220	9112	1,000.00	1,000.00	---	---
-------------------------	--------	------	----------	----------	-----	-----

**DEPARTMENT OF HIGHER EDUCATION**

**Higher Education Administration**

Debt Offset Escrow Fund (0753)

CC TAX REFUND OFFSET	03.200	3386	2,806,000.00	2,806,000.00	---	---
----------------------	--------	------	--------------	--------------	-----	-----

Proprietary School Bond Fund (0760)

PROPRIETARY SCHOOL BOND	03.015	7986	400,000.00	100,000.00	---	300,000.00
-------------------------	--------	------	------------	------------	-----	------------

**State Colleges and Universities**

Debt Offset Escrow Fund (0753)

STATE TECH COLLEGE OF MO	03.205	0076	30,000.00	---	---	30,000.00
--------------------------	--------	------	-----------	-----	-----	-----------

UNIVERSITY OF CENTRAL MO	03.210	2004	200,000.00	164,410.26	---	35,589.74
--------------------------	--------	------	------------	------------	-----	-----------

SOUTHEAST MO STATE UNIV	03.215	2008	200,000.00	139,947.57	---	60,052.43
-------------------------	--------	------	------------	------------	-----	-----------

MO STATE UNIVERSITY	03.220	2011	350,000.00	275,213.31	---	74,786.69
---------------------	--------	------	------------	------------	-----	-----------

LINCOLN UNIVERSITY	03.225	2014	200,000.00	12,027.78	---	187,972.22
--------------------	--------	------	------------	-----------	-----	------------

TRUMAN STATE UNIVERSITY	03.230	2017	200,000.00	11,285.95	---	188,714.05
-------------------------	--------	------	------------	-----------	-----	------------

NORTHWEST MO STATE UNIV	03.235	2020	200,000.00	124,596.36	---	75,403.64
-------------------------	--------	------	------------	------------	-----	-----------

MO SOUTHERN ST UNIVERSITY	03.240	2023	200,000.00	9,854.85	---	190,145.15
---------------------------	--------	------	------------	----------	-----	------------

MO WESTERN ST UNIVERSITY	03.245	2026	200,000.00	200,000.00	---	---
--------------------------	--------	------	------------	------------	-----	-----

HARRIS STOWE ST UNIV	03.250	2030	200,000.00	108,064.32	---	91,935.68
----------------------	--------	------	------------	------------	-----	-----------

UNIV OF MISSOURI CAMPUSES	03.255	2034	1,400,000.00	956,988.00	---	443,012.00
---------------------------	--------	------	--------------	------------	-----	------------

**DEPARTMENT OF LABOR AND  
INDUSTRIAL RELATIONS**

**Division of Employment Security**

Debt Offset Escrow Fund (0753)

DEBT OFFSET ESCROW FUND	07.900	2146	5,000,000.00	2,781,993.82	---	2,218,006.18
-------------------------	--------	------	--------------	--------------	-----	--------------

**DEPARTMENT OF PUBLIC SAFETY**

**Adjutant General**

Missouri Military Family Relief Fund (0719)

MO MILITARY FAMILY RELIEF	08.295	1173	140,000.00	22,379.46	---	117,620.54
---------------------------	--------	------	------------	-----------	-----	------------

MO MIL FAMILY RELIEF E&E	08.295	2925	10,000.00	---	---	10,000.00
--------------------------	--------	------	-----------	-----	-----	-----------

**STATE OF MISSOURI  
SUMMARY OF APPROPRIATION ACTIVITY  
AGENCY FUNDS  
FOR THE APPROPRIATION YEAR 2018**

	<u>H.B. No.</u>	<u>Appr. No.</u>	<u>Appropriations</u>	<u>Expenditures and Transfers Out</u>	<u>Reappropriations to 2019</u>	<u>Lapse of Appropriations</u>
<b><u>DEPARTMENT OF REVENUE</u></b>						
American Cancer Society, Heartland Division, Inc. Fund (0700)						
INCOME TAX CHECK OFF DIST	04.145	7296	13,500.00	6,271.65	---	7,228.35
ALS Lou Gehrig's Disease Fund (0703)						
INCOME TAX CHECK OFF DIST	04.145	7297	3,500.00	1,803.30	---	1,696.70
Muscular Dystrophy Association Fund (0707)						
INCOME TAX CHECK OFF DIST	04.145	7299	2,500.00	781.50	---	1,718.50
Arthritis Foundation Fund (0708)						
INCOME TAX CHECK OFF DIST	04.145	7300	2,500.00	1,049.16	---	1,450.84
National Multiple Sclerosis Society Fund (0709)						
INCOME TAX CHECK OFF DIST	04.145	7301	3,500.00	1,750.17	---	1,749.83
American Diabetes Association Gateway Area Fund (0713)						
INCOME TAX CHECK OFF DIST	04.145	7302	4,500.00	2,966.84	---	1,533.16
American Heart Association Fund (0714)						
INCOME TAX CHECK OFF DIST	04.145	7303	3,500.00	2,775.37	---	724.63
March of Dimes Fund (0716)						
INCOME TAX CHECK OFF DIST	04.145	7304	6,000.00	1,703.75	---	4,296.25
Debt Offset Escrow Fund (0753)						
DEBT OFFSET	04.115	3985	361,455.00	361,407.48	---	47.52
DEBT OFFSET ST RECIPROCAL	04.115	6957	802,664.00	802,537.30	---	126.70
Pediatric Cancer Res Trust Fund (0959)						
INCOME TAX CHECK OFF DIST	04.145	1187	3,500.00	2,449.12	---	1,050.88
American Red Cross Trust Fund (0987)						
INCOME TAX CHECK OFF DIST	04.145	8166	7,000.00	3,580.49	---	3,419.51
<b><u>DEPARTMENT OF SOCIAL SERVICES</u></b>						
<b><u>Family Support Division</u></b>						
Debt Offset Escrow Fund (0753)						
DISTRIBUTION PASS THROUGH	11.200	1716	9,000,000.00	3,591,539.34	---	5,408,460.66
Subtotals			<u>997,332,390.00</u>	<u>936,208,023.61</u>	<u>---</u>	<u>61,124,366.39</u>

**Appropriated Transfers Out To:**

General Revenue Fund (0101)	05.100	T034	226,168.00	211,480.22	---	14,687.78
Vocational Rehabilitation Fund (0104)	05.100	T034	3,644.00	3,407.20	---	236.80
Elementary and Secondary Education Fund (0105)	05.100	T034	123.00	114.79	---	8.21
Labor and Industrial Relations Administrative Fund (0122)	05.100	T034	194.00	181.80	---	12.20
Corrections Fund (0130)	05.100	T034	168.00	157.50	---	10.50
Attorney General Fund (0136)	05.100	T034	96.00	90.00	---	6.00
Natural Resources Fund (0140)	05.100	T034	6,720.00	6,283.70	---	436.30
Health Fund (0143)	05.100	T034	5,106.00	4,774.50	---	331.50
State Emergency Management Fund (0145)	05.100	T034	534.00	499.49	---	34.51
Mental Health Fund (0148)	05.100	T034	9,331.00	8,724.60	---	606.40
Public Safety Fund (0152)	05.100	T034	19,246.00	17,996.50	---	1,249.50
State Treasurer's General Operations Fund (0164)	05.100	T034	290.00	270.90	---	19.10
OA Information Technology Fund (0165)	05.100	T034	117.00	109.80	---	7.20
Missouri Veterans Commission Fund (0184)	05.100	T034	1,660.00	1,552.50	---	107.50
Adjutant General Fund (0190)	05.100	T034	16,959.00	15,857.47	---	1,101.53
Federal Drug Seizure Fund (0194)	05.100	T034	72,856.00	68,125.00	---	4,731.00
Secretary of State's Technology Trust Account Fund (0266)	05.100	T034	6,688.00	6,254.10	---	433.90
Statewide Court Automation Fund (0270)	05.100	T034	45,358.00	42,412.50	---	2,945.50
Gaming Commission Fund (0286)	05.100	T034	441.00	412.20	---	28.80
Animal Health Laboratory Fee Fund (0292)	05.100	T034	138.00	128.71	---	9.29
Highway Patrol Inspection Fund (0297)	05.100	T034	435.00	406.80	---	28.20
Missouri State Water Patrol Fund (0400)	05.100	T034	681.00	636.30	---	44.70
Federal Surplus Property Fund (0407)	05.100	T034	324,477.00	303,405.82	---	21,071.18
State Park Earnings Fund (0415)	05.100	T034	80,683.00	75,443.79	---	5,239.21
Natural Resources Revolving Services Fund (0425)	05.100	T034	396,146.00	370,419.85	---	25,726.15
Missouri Veterans' Homes Fund (0460)	05.100	T034	23,966.00	22,409.55	---	1,556.45
Natural Resources Cost Allocation Fund (0500)	05.100	T034	110.00	102.60	---	7.40
State Facility Maintenance and Operation Fund (0501)	05.100	T034	15,430.00	14,427.51	---	1,002.49
Office of Administration Revolving Administrative Trust Fund (0505)	05.100	T034	1,474,002.00	1,378,279.82	---	95,722.18
Working Capital Revolving Fund (0510)	05.100	T034	124,722.00	116,622.70	---	8,099.30
Senate Revolving Fund (0535)	05.100	T034	3,825.00	3,576.22	---	248.78
Natural Resources Protection Fund (0555)	05.100	T034	108.00	100.98	---	7.02
Natural Resources Protection-Water Pollution Permit Fee Subaccount Fund (0568)	05.100	T034	96.00	90.00	---	6.00
State Forensic Laboratory Fund (0591)	05.100	T034	535.00	500.40	---	34.60
Natural Resources Protection - Air Pollution Permit Fee Subaccount Fund (0594)	05.100	T034	1,254.00	1,172.69	---	81.31

**STATE OF MISSOURI  
SUMMARY OF APPROPRIATION ACTIVITY  
AGENCY FUNDS  
FOR THE APPROPRIATION YEAR 2018**

	H.B. No.	Appr. No.	Appropriations	Expenditures and Transfers Out	Reappropriations to 2019	Lapse of Appropriations
Public Service Commission Fund (0607)	05.100	T034	4,588.00	4,290.30	---	297.70
Parks Sales Tax Fund (0613)	05.100	T034	25,449.00	23,796.00	---	1,653.00
Merchandising Practices Revolving Fund (0631)	05.100	T034	194.00	181.80	---	12.20
State Board of Nursing Fund (0635)	05.100	T034	170.00	159.30	---	10.70
State Highways and Transportation Department Fund (0644)	05.100	T034	150,294.00	140,533.65	---	9,760.35
Grain Inspection Fees Fund (0647)	05.100	T034	4,938.00	4,617.00	---	321.00
Workers' Compensation - Second Injury Fund (0653)	05.100	T034	99.00	92.70	---	6.30
Lottery Enterprise Fund (0657)	05.100	T034	9,532.00	8,912.69	---	619.31
Criminal Record System Fund (0671)	05.100	T034	193.00	180.90	---	12.10
Hazardous Waste Fund (0676)	05.100	T034	1,376.00	1,286.98	---	89.02
Safe Drinking Water Fund (0679)	05.100	T034	13,766.00	12,871.80	---	894.20
Professional Registration Fees Fund (0689)	05.100	T034	398.00	371.70	---	26.30
Highway Patrol's Motor Vehicle, Aircraft, Watercraft Revolving Fund (0695)	05.100	T034	676,406.00	632,480.40	---	43,925.60
Abandoned Fund Account Fund (0863)	05.100	T034	290.00	270.90	---	19.10
Federal Student Loan Reserve Fund (0881)	03.115	T289	750,000.00	563,217.99	---	186,782.01
General Revenue Fund (0101)	10.030	T301	25,000.00	14,429.37	---	10,570.63
General Revenue Fund (0101)	10.615	T306	22.00	21.25	---	0.75
Health Fund (0143)	10.615	T306	2,565.00	2,561.00	---	4.00
Health Access Incentive Fund (0276)	10.615	T306	1,104.00	1,102.29	---	1.71
Professional and Practical Nursing Student Loan and Nurse Loan Repayment Fund (0565)	10.615	T306	12,575.00	12,554.44	---	20.56
Department of Health Donated Fund (0658)	10.615	T306	3,734.00	3,728.62	---	5.38
Legal Defense and Defender Fund (0670)	12.400	T367	1,200,000.00	1,200,000.00	---	---
Child Support Enforcement Fund (0169)	11.205	T492	245,000.00	---	---	245,000.00
Social Services and Other Sources Fund (0610)	11.205	T494	955,000.00	---	---	955,000.00
General Revenue Fund (0101)	12.150	T546	100,000.00	38,360.31	---	61,639.69
Inmate Fund (0540)	09.225	T623	3,300,000.00	3,300,000.00	---	---
General Revenue Fund (0101)	04.140	T989	3,041.00	683.20	---	2,357.80
Subtotals			<u>10,348,041.00</u>	<u>8,643,133.10</u>	---	<u>1,704,907.90</u>
Totals			<u>\$ 1,007,680,431.00</u>	<u>\$ 944,851,156.71</u>	<u>---</u>	<u>\$ 62,829,274.29</u>

**STATE OF MISSOURI  
SUMMARY OF APPROPRIATION ACTIVITY  
PRIVATE PURPOSE TRUST FUNDS  
FOR THE APPROPRIATION YEAR 2018**

	H.B. No.	Appr. No.	Appropriations	Expenditures and Transfers Out	Reappropriations to 2019	Lapse of Appropriations
<b><u>EXECUTIVE</u></b>						
<b><u>State Treasurer</u></b>						
Abandoned Fund Account Fund (0863)						
STATE TREASURER PS	12.120	0870	\$ 597,664.00	\$ 565,817.15	\$ ---	\$ 31,846.85
STATE TREASURER E&E	12.120	0872	98,600.00	63,151.69	---	35,448.31
AF ADVERTISING & AUCTIONS	12.120	1321	1,475,000.00	1,282,746.92	---	192,253.08
AF CLAIMS	12.130	3173	49,000,000.00	43,734,032.78	---	5,265,967.22
<b><u>DEPARTMENT OF HIGHER EDUCATION</u></b>						
<b><u>State Colleges and Universities</u></b>						
State Seminary Fund (0872)						
SEMINARY FUND INVESTMENTS	03.285	0633	3,000,000.00	---	---	3,000,000.00
<b><u>DEPARTMENT OF SOCIAL SERVICES</u></b>						
<b><u>Children's Division</u></b>						
Alternative Care Trust Fund (0905)						
FOSTER CARE CHILDRENS ACC	11.290	8181	16,500,000.00	13,260,660.21	---	3,239,339.79
Subtotals			70,671,264.00	58,906,408.75	---	11,764,855.25
<b>Appropriated Transfers Out To:</b>						
Social Security Contributions Fund (0702)	05.450	T293	47,463.00	40,517.12	---	6,945.88
State Retirement Contributions Fund (0701)	05.465	T297	124,068.00	114,251.18	---	9,816.82
Missouri Consolidated Health Care Plan						
Benefit Fund (0765)	05.490	T304	161,259.00	161,189.13	---	69.87
General Revenue Fund (0101)	12.140	T547	45,000,000.00	44,906,711.13	---	93,288.87
Mental Health Trust Fund (0926)	10.035	T938	100,000.00	17,220.27	---	82,779.73
State Public School Fund (0817)	12.160	T973	3,000,000.00	2,117,173.16	---	882,826.84
Subtotals			48,432,790.00	47,357,061.99	---	1,075,728.01
Totals			\$ 119,104,054.00	\$ 106,263,470.74	\$ ---	\$ 12,840,583.26



**STATE OF MISSOURI**  
**NOTES TO THE APPROPRIATION ACTIVITY REPORT**  
**APPROPRIATION YEAR 2018**

---

**Note 1 – Basis of Accounting**

The Appropriation Activity Report is prepared on a budgetary (non-GAAP) basis of accounting that records revenues when cash is received and expenditures when the liabilities are recorded.

Revenues and expenditures are reported during a twelve-month period, July 1 through June 30. During a one-month lapse period that ends July 31, corrections can be made to the revenues and expenditures processed during the period July 1 through June 30.

**Note 2 – General Fund**

The General Fund includes General Revenue Funds and Federal Funds.

Fund Number	Fund Name
<b>General Revenue Funds:</b>	
0100	Budget Reserve
0101	General Revenue
0103	Missouri Farmland Trust
0108	Uncompensated Care
0124	Facilities Maintenance Reserve
0128	State Property Preservation
0131	Marguerite Ross Barnett Scholarship
0139	Intergovernmental Transfer
0142	Federal Reimbursement Allowance
0144	Pharmacy Reimbursement Allowance
0161	Title XIX – Patient Placement - GR
0164	State Treasurer's General Operations
0169	Child Support Enforcement
0172	Missouri Technology Investment
0173	Microenterprise Loan
0174	Missouri Water Development
0176	General Revenue Reimbursements
0177	Missouri Humanities Council Trust
0198	Post Closure
0208	School Broadband
0250	Missouri Capital Access Program
0265	Medical Clinics in Medically Underserved Areas
0273	Missouri Small Business Incubators
0276	Health Access Incentive
0280	Business Extension Service Team
0283	Energy Analysis Account
0284	Independent Living Center
0405	Inmate Canteen
0418	Missouri Moves
0421	Missouri Senior Services Protection
0435	Habilitation Center Room and Board
0438	Martin Luther King Jr. State Celebration Commission
0470	Tax Amnesty

**STATE OF MISSOURI**  
**NOTES TO THE APPROPRIATION ACTIVITY REPORT**  
**APPROPRIATION YEAR 2018**

---

**Note 2 – General Fund (continued)**

Fund Number	Fund Name
<b>General Revenue Funds:</b>	
0491	Higher Education Capital
0495	E-Procurement and State Technology
0497	Surplus Revenue
0537	Quality Improvement Revolving
0541	Dual Credit Scholarship
0556	Youth Service and Conservation Corps
0564	Nurse Training Incentive
0567	International Promotions Revolving
0571	Missouri Qualified Fuel Ethanol Producer Incentive
0583	Port Authority AIM Zone
0590	Missouri CASA
0593	Major Economic Convention Event in Missouri
0595	Regional Convention and Sports Complex
0598	Health Professional Student Loan and Loan Repayment Program
0599	Video Instructional Development and Educational Opportunity
0600	Missouri Job Development
0603	Attorney General's Court Costs
0605	Missouri Breeders
0625	Healthy Families Trust
0626	State Guaranty Student Loan
0631	Merchandising Practices Revolving
0643	Healthy Families Trust Fund-Tobacco Prevention, Education and Cessation Account
0648	Petition Audit Revolving Trust
0651	Excellence in Education
0655	Missouri Prospective Teachers Loan
0656	Environmental Radiation Monitoring
0658	Department of Health – Donated
0664	Infrastructure Development
0666	Antitrust Revolving
0667	Energy Set-Aside Program
0674	Highway Patrol Academy
0686	State Elections Subsidy
0692	State Legal Expense
0715	ADA Compliance
0722	Office of Administration Donated
0723	Grants and Contributions
0724	Long-Term Support UPL
0725	Blind Pension Premium
0730	Biodiesel Fuel Revolving
0732	After-School Retreat Reading and Assessment Grant Program
0733	Drug Court Resources
0734	Missouri Senior Rx
0741	Investors Restitution
0743	Missouri Commission for the Deaf and Hard of Hearing
0761	MoSMART
0766	State Supplemental Downtown Development

**STATE OF MISSOURI**  
**NOTES TO THE APPROPRIATION ACTIVITY REPORT**  
**APPROPRIATION YEAR 2018**

---

**Note 2 – General Fund (continued)**

Fund Number	Fund Name
<b>General Revenue Funds:</b>	
0767	State Supplemental Rural Development
0773	Coordinating Board for Early Childhood
0777	Missouri Qualified Biodiesel Producer Incentive
0793	Highway Patrol Expense
0799	Fire Safety Standards Loan
0808	MO Sci/Tech/Eng/Math Initiative
0815	Multipurpose Water Resource Program
0818	AH Comm Ed Due Process Hearing
0822	Library Networking
0829	Investor Education and Protection
0830	Property Reuse
0835	Community Development
0840	Academic Scholarship
0856	Advantage Missouri Trust
0861	Innovation Education Campus
0862	Charter Public School Commission Trust
0875	Controlled Substances Cleanup
0885	Premium
0888	Fine Collections Center Interest Revolving
0889	Assistive Technology Loan Revolving
0894	National Guard Pilot Instruction Program
0899	Childhood Lead Testing
0907	Downtown Revitalization Preservation
0914	Livestock Feed Crop Input Loan
0916	Entrepreneurial Development and Intellectual Property Right Protection
0920	School for the Blind Trust
0922	School for the Deaf Trust
0925	Institution Gift Trust
0928	Secretary of State – Wolfner State Library
0930	DMH Local Tax Matching
0935	Energy Futures
0936	Criminal Nonsupport Court Resources
0939	Line of Duty Compensation
0943	Teacher Choice Compensation
0944	Trauma-Informed Schools Pilot Program
0950	Children’s Special Health Care Needs
0955	A+ Schools
0961	Concealed Carry Permit
0971	MO Youth Challenge Foundation
0974	Recovery Audit and Compliance
0979	Foster Care and Adoptive Parents Retention and Recruitment
0982	Clark & Lewis Discovery
0983	AP Incentive Grant
0985	Puppy Protection Trust
0986	Developmental Disabilities Waiting List Equity Trust

**STATE OF MISSOURI  
NOTES TO THE APPROPRIATION ACTIVITY REPORT  
APPROPRIATION YEAR 2018**

---

Fund Number	Fund Name
----------------	-----------

**General Revenue Funds:**

**Federal Funds:**

0104-0199	<i>(excluding Fund Numbers listed above and 0109, 0134, 0160, 0170, and 0196)</i>
0417	Inter-Agency Council
0422	Ground Emergency Medical Transport
0610	Social Services Federal & Other Sources
0663	Missouri Disaster
0697	Abandoned Mine Reclamation
0727	DYS Child Benefits
0737	GEAR-UP Scholarship Program
0782	Justice Assistance Grant Program
0866	Energy Federal
0948	Unemployment Compensation Administration
0995	Show-Me Heroes
2000-2082	Federal Budget Stabilization
2200-2296	Federal Stimulus

This reporting is consistent with Missouri's Comprehensive Annual Financial Report.

**Note 3 – General Revenue Fund**

Operational results for the General Revenue Fund (Fund 0101) for fiscal year 2018 are as follows:

**Revenues**

Taxes	\$ 10,763,864,248
Licenses, Fees, and Permits	90,638,482
Sales, Services, Leases and Rentals	9,055,066
Contributions and Intergovernmental	2,587,278
Interest, Penalties, and Unclaimed Property	20,536,088
Refunds	12,062,981
Miscellaneous Revenues	21,201,234
Subtotal	10,919,945,377

Transfers In	1,486,808,460
--------------	---------------

Total Revenues and Transfers In	12,406,753,837
---------------------------------	----------------

**Expenditures**

Personal Service	1,047,717,663
Expense and Equipment	423,290,313
Capital Improvements	591,900
Program Specific	5,998,395,019
Refunds	1,435,224,439
Subtotal	8,905,219,334

Transfers Out	3,174,383,564
---------------	---------------

Total Expenditures and Transfers Out	12,079,602,898
--------------------------------------	----------------

Excess Revenues and Transfers In (Expenditures and Transfers Out)	\$ 327,150,939
--	----------------

**STATE OF MISSOURI**  
**NOTES TO THE APPROPRIATION ACTIVITY REPORT**  
**APPROPRIATION YEAR 2018**

---

**Note 4 – Refunds**

In fiscal year 2018, refunds in the amount of \$1,516,980,867 for all funds and \$1,437,942,860 for the general revenue funds are reported on a separate line on page 3 and page 5 of this report. Refunds are reported as program specific expenditures on all remaining pages.

**Note 5 – Debt Service**

Debt Service includes payments made by the Office of Administration and Department of Transportation for the General Obligation Bonds, the Board of Public Building Bonds, Fulton State Hospital Bonds, State Historical Society Bonds, State Road Bonds and certain capital lease payments. Other debt payments are reported as operating costs of the department which pays them.