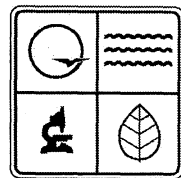


FY 2015

Budget Request
Governor's Recommendations



Missouri
Department of
Natural Resources

Missouri Department of Natural Resources FY 2015 Governor's Recommendations Table of Contents

	<u>Page #</u>		<u>Page #</u>
Table of Contents			
Department Overview			
State Auditor Reports, Oversight Evaluations, and Missouri Sunset Act Reports			
Department Operations		Division of Environmental Quality	
Department Operations Core	3	Division of Environmental Quality Budget Summary	63
Department Operations Program Description	10	Water Protection Program Core	70
		Water Protection Program Flexibility Request.....	80
		Water Protection Program Description	86
		Clean Water and Drinking Water State Revolving Fund Increase ..	99
Water Resources		Air Pollution Control Core	108
Water Resources Core	16	Air Pollution Control Program Description	119
Water Resources Program Description	21	Hazardous Waste Program Core.....	139
Clarence Cannon Dam Transfer Core.....	27	Hazardous Waste Program Description	150
Clarence Cannon Dam Payment Core.....	32	Superfund Obligations	165
Clarence Cannon Dam Transfers and Payment Program Description	36	Petroleum Related Activities Core	173
		Petroleum Related Activities Program Description	178
Soil and Water Conservation		Solid Waste Management Program Core.....	186
Soil and Water Conservation Core	41	Solid Waste Management Program Description.....	197
Soil and Water Conservation Program Description	50	Solid Waste Financial Assurance Forfeitures Increase	210
Cost-Share Program Increase.....	57	Land Reclamation Core	222
		Land Reclamation Program Description	231
		Regional Offices Core	241
		Regional Offices Flexibility Request	245
		Regional Offices Program Description	248
		Environmental Services Program Core	256
		Environmental Services Program Flexibility Request.....	262
		Environmental Services Program Description	266
		Clandestine Drug Lab Emergency Responder Training.....	275
		Administration Core	283
		Administration Program Description	291

**Missouri Department of Natural Resources
FY 2015 Governor's Recommendations
Table of Contents**

	<u>Page #</u>		<u>Page #</u>
Petroleum Storage Tank Insurance Fund		Agency Wide	
Petroleum Storage Tank Ins Fund Staff & Expenses Core	302	Department Summary – Cost to Continue FY 2014 Pay Plan	391
Petroleum Storage Tank Ins Fund Claims & Expenses Core	307	Department Summary – Cost of Living FY 2015 Pay Plan	413
Petroleum Storage Tank Ins Fund Program Description	311	Missouri DNR Integrated Data System	438
 Missouri Geological Survey		Environmental Restoration Core	445
Missouri Geological Survey Core	320	Environmental Restoration Program Description	449
Missouri Geological Survey Program Description	334	Natural Resources Revolving Core	455
 Missouri State Parks		Natural Resources Revolving Program Description	459
Missouri State Parks Operations Core	345	Refund Accounts Core	464
Missouri State Parks Operations Program Description	354	Refund Accounts Program Description	469
State Parks Operations Expansion	362	Sales Tax Reimbursement to GR Core	472
Historic Preservation Core	371	Sales Tax Reimbursement to GR Program Description	476
Historic Preservation Program Description	376	Cost Allocation Fund Transfer Core – DNR/Leasing/OA ITSD	482
Historic Preservation Transfer Core	382	ITSD Federal Fund Transfer Core	500
Entertainer Tax Transfer	386	 Environmental Improvement and Energy Resources Authority	
		EIERA Core	505
		EIERA Program Description	509
		 Transferred to Department of Economic Development:	
		Division of Energy	515

Missourians value clean air, water, soils and a healthy environment. The Department of Natural Resources preserves, protects, restores and enhances Missouri's natural and cultural resources. We take seriously our responsibility of stewardship to protect and enhance the environment in which we work and live, and we will consider all aspects of the environment when making decisions.

Preserving, Protecting, Restoring and Enhancing Missouri's Natural Resources...The Department of Natural Resources works to ensure clean air, land and water by cleaning up pollution from the past, addressing pollution problems of today and identifying potential pollution issues of the future.

We help Missourians protect their environment, protect employment opportunities and enhance their quality of life. We work with citizens, including landowners, local governments, small businesses and industry to protect Missouri's environment. Monitoring, partnerships, technical and compliance assistance and training allow the department the opportunity to help Missourians and to protect their natural resources.

The department enforces environmental rules and regulations related to air and water pollution; hazardous and solid waste; land reclamation; soil and water conservation and safe public drinking water. The Department of Natural Resources' regional and satellite offices provide field inspections, complaint investigation and front-line troubleshooting, problem solving and technical and compliance assistance on environmental issues and emergencies.

The department interprets the state's geological and hydrological setting. We also interpret the character and availability of Missouri's water and mineral resources, ensure that dams in the state are constructed, maintained and operated in a safe manner. This is accomplished by regulation of all non-agricultural, non-federal dams more than 35 feet in height and by providing compliance assistance and informational resources to all dam owners.

Cultural Resources...Working with citizens and groups throughout Missouri, we identify, evaluate and protect the state's diverse range of historic, architectural and archaeological resources. The department also funds and coordinates surveys to identify historic, architectural and archaeological resources throughout Missouri. Missouri also preserves and protects homes of famous Missourians, Civil War battlefields; and reminders of yesterday such as gristmills and covered bridges through its state historic sites for all to enjoy and learn from our past.

Inspire Their Enjoyment...Missouri boasts more than 200,000 acres in 87 state parks and historic sites plus the Roger Pryor Pioneer Backcountry and has been frequently ranked as one of the top four state parks systems in the nation. Visitors can step into the past to experience our state's history, explore Missouri's natural landscapes such as forests, prairies and savannas, and enjoy opportunities for hiking, bicycling, camping, picnicking, fishing and swimming. To help visitors enjoy their stay, the parks and sites offer more than 2,000 structures, 3,500 campsites, 194 cabins, almost 2,000 picnic sites, and nearly 1,000 miles of trail. These trails include opportunities for hikers, backpackers, bicycle riders, off-road vehicle users and horseback riders. To further promote the visitors' understanding and appreciation of these resources, the department provides programs about these natural and cultural resources. About 18 million people visit Missouri State Parks annually.

Regional and Satellite Offices... Regional and satellite offices complement and extend services provided by the department. They are a part of the department's Division of Environmental Quality, which oversees five regional offices, the satellite offices, the department's Environmental Services Program and other key field activities. The department serves communities and facilities more directly by placing more staff in the field. Providing local staff assistance helps the department get environmental help closer to where it is needed.

Permit Improvements...The department's permit process is easier and more accessible to Missouri citizens and businesses through the use of ePermitting and eServices available on the department's website at dnr.mo.gov. The department developed the ePermitting system to help the regulated community apply for and

receive Missouri State Operating General Permits. In Sept., 2013, the Environmental Council of the States (ECOS) selected the department's ePermitting program as one of three State Program Innovation Award winners for 2013. Currently, ePermitting can be used to obtain a new land disturbance permit in a matter of minutes rather than weeks. Building on the success of ePermitting, the department has recently implemented eDMR to streamline reporting for wastewater plants. The goal of the system is to improve accuracy and efficiency over the earlier hard-copy reporting process. The department's online tool, Permit Assistant, makes it easier to do business in Missouri. Permit Assistant helps those seeking permits by making information easily accessible on the department's website. Anyone with access to the Web may answer a series of questions to determine which permits or registrations his or her businesses will need from the department and then link to the necessary forms. Permit Assistant enables business owners to find all the needed permits without having to contact individual programs. Other operational changes have reduced the time to issue permits.

Electronic Forms Now Online...The Department of Natural Resources makes permit, license and certification forms available in Microsoft Word, Microsoft Works, Open Office and other word processing software. This enables businesses to complete these forms electronically and save them so they can easily be updated for future submissions. This is another component in the department's larger, ongoing effort to simplify the way it does business. Citizens can fill out electronic forms for dry cleaner registrations, petroleum storage tank registrations, open burning of vegetative waste and hazardous generator ID numbers online. This speeds up the permitting process for citizens and businesses. The agency also has its permit manuals available online. By easing the paperwork process, the department hopes to help its permittees focus on running successful businesses in a way that's sensitive to Missouri's natural resources.

For More Information...An important element in the successful completion of the Department of Natural Resources' mission is helping Missourians and visitors who seek our services. The department offers a number of compliance assistance and educational services designed to help individuals, groups and businesses better understand our natural resources and the rules that exist to protect them. The department also maintains a vast amount of information available to the public in the form of fact sheets, guidance documents, geologic maps, technical books and publications on a wide variety of issues.

The Department of Natural Resources will continue to work with and for all Missourians to ensure clean air, water and land for future generations in order to make Missouri a better place to live, work and enjoy the outdoors.

State Auditor's Reports, Oversight Evaluations and Missouri Sunset Act Reports

Program or Division Name	Type of Report	Date Issued	Website
Natural Resources/Division of Environmental Quality/Solid Waste Management Program	State Audit	9/2013	http://www.auditor.mo.gov/Press/2013-092.pdf
South Central Solid Waste Management District Region P	State Audit	5/2013	http://www.auditor.mo.gov/Press/2013-039.pdf
Ozark Rivers Solid Waste Management District Region K	State Audit	5/2013	http://www.auditor.mo.gov/Press/2013-038.pdf
Quad-Lakes Solid Waste Management District Region J	State Audit	5/2013	http://www.auditor.mo.gov/Press/2013-037.pdf
East Central Missouri Solid Waste Management District Region I	State Audit	5/2013	http://www.auditor.mo.gov/Press/2013-036.pdf
Mid-Missouri Solid Waste Management District Region H	State Audit	5/2013	http://www.auditor.mo.gov/Press/2013-035.pdf
State of Missouri Single Audit Year Ending 6/30/2012	State Audit	3/2013	http://www.auditor.mo.gov/Press/2013-024.pdf
State of Missouri Single Audit Year Ending 6/30/2011	State Audit	3/2012	http://www.auditor.mo.gov/Press/2012-26.pdf
Natural Resources/Division of State Parks	State Audit	3/2012	http://www.auditor.mo.gov/Press/2012-24.pdf
Natural Resources/Soil and Water Conservation Program	State Audit	2/2012	http://www.auditor.mo.gov/press/2012-07.pdf
Natural Resources/Petroleum Storage Tank Insurance Fund Board of Trustees	State Audit	7/2011	http://auditor.mo.gov/press/2011-34.htm
Review of Department of Natural Resources State Revolving Fund	Program Review	6/2011	http://www.moga.mo.gov/oversight/over10/pdfs/reportdnrstaterevolvingfunds2010.pdf
State of Missouri Single Audit Year Ending 6/30/2010	State Audit	3/2011	http://auditor.mo.gov/press/2011-11.htm

This page was intentionally left blank.

Department of Natural Resources

DECISION ITEM SUMMARY

Budget Unit								
Decision Item	FY 2013	FY 2013	FY 2014	FY 2014	FY 2015	FY 2015	FY 2015	FY 2015
Budget Object Summary	ACTUAL	ACTUAL	BUDGET	BUDGET	DEPT REQ	DEPT REQ	GOV REC	GOV REC
Fund	DOLLAR	FTE	DOLLAR	FTE	DOLLAR	FTE	DOLLAR	FTE
DEPARTMENT OPERATIONS								
CORE								
PERSONAL SERVICES								
GENERAL REVENUE	182,543	3.83	191,744	9.50	191,744	9.50	191,744	9.50
DEPT NATURAL RESOURCES	809,875	16.19	1,028,481	21.40	1,379,363	29.10	1,379,363	29.10
FEDERAL STIMULUS-DNR	0	0.00	95,000	2.62	0	0.00	0	0.00
NATURAL RESOURCES REVOLVING SE	0	0.00	41,256	0.89	41,256	0.89	41,256	0.89
DNR COST ALLOCATION	2,314,931	47.45	2,647,260	52.78	2,300,260	45.70	2,300,260	45.70
TOTAL - PS	3,307,349	67.47	4,003,741	87.19	3,912,623	85.19	3,912,623	85.19
EXPENSE & EQUIPMENT								
GENERAL REVENUE	62,172	0.00	124,095	0.00	109,485	0.00	109,485	0.00
DEPT NATURAL RESOURCES	148,153	0.00	413,142	0.00	413,142	0.00	413,142	0.00
STATE PARKS EARNINGS	52,285	0.00	100,000	0.00	100,000	0.00	100,000	0.00
NATURAL RESOURCES REVOLVING SE	193	0.00	5,129	0.00	5,129	0.00	5,129	0.00
DNR COST ALLOCATION	434,601	0.00	543,587	0.00	543,587	0.00	543,587	0.00
SOLID WASTE MANAGEMENT	51,970	0.00	150,000	0.00	150,000	0.00	150,000	0.00
SOIL AND WATER SALES TAX	84,662	0.00	250,000	0.00	250,000	0.00	250,000	0.00
WATER & WASTEWATER LOAN FUND	0	0.00	27,000	0.00	27,000	0.00	27,000	0.00
TOTAL - EE	834,036	0.00	1,612,953	0.00	1,598,343	0.00	1,598,343	0.00
TOTAL	4,141,385	67.47	5,616,694	87.19	5,510,966	85.19	5,510,966	85.19
Pay Plan FY14-Cost to Continue - 0000014								
PERSONAL SERVICES								
GENERAL REVENUE	0	0.00	0	0.00	2,389	0.00	2,389	0.00
DEPT NATURAL RESOURCES	0	0.00	0	0.00	6,020	0.00	6,020	0.00
NATURAL RESOURCES REVOLVING SE	0	0.00	0	0.00	223	0.00	223	0.00
DNR COST ALLOCATION	0	0.00	0	0.00	13,203	0.00	13,203	0.00
TOTAL - PS	0	0.00	0	0.00	21,835	0.00	21,835	0.00
TOTAL	0	0.00	0	0.00	21,835	0.00	21,835	0.00
Pay Plan FY15-COLA - 0000015								
PERSONAL SERVICES								
GENERAL REVENUE	0	0.00	0	0.00	0	0.00	2,668	0.00
DEPT NATURAL RESOURCES	0	0.00	0	0.00	0	0.00	19,050	0.00
NATURAL RESOURCES REVOLVING SE	0	0.00	0	0.00	0	0.00	570	0.00

1/21/14 19:06

im_disummary

Department of Natural Resources

DECISION ITEM SUMMARY

Budget Unit	FY 2013	FY 2013	FY 2014	FY 2014	FY 2015	FY 2015	FY 2015	FY 2015
Decision Item	ACTUAL	ACTUAL	BUDGET	BUDGET	DEPT REQ	DEPT REQ	GOV REC	GOV REC
Budget Object Summary	DOLLAR	FTE	DOLLAR	FTE	DOLLAR	FTE	DOLLAR	FTE
Fund								
DEPARTMENT OPERATIONS								
Pay Plan FY15-COLA - 0000015								
PERSONAL SERVICES								
DNR COST ALLOCATION	0	0.00	0	0.00	0	0.00	31,807	0.00
TOTAL - PS	0	0.00	0	0.00	0	0.00	54,095	0.00
TOTAL	0	0.00	0	0.00	0	0.00	54,095	0.00
GRAND TOTAL	\$4,141,385	67.47	\$5,616,694	87.19	\$5,532,801	85.19	\$5,586,896	85.19

CORE DECISION ITEM

Department of Natural Resources	Budget Unit <u>78111C</u>
Department Operations	
Department Operations Core	

1. CORE FINANCIAL SUMMARY

	FY 2015 Budget Request					FY 2015 Governor's Recommendation			
	GR	Federal	Other	Total		GR	Fed	Other	Total
PS	191,744	1,379,363	2,341,516	3,912,623	PS	191,744	1,379,363	2,341,516	3,912,623
EE	109,485	413,142	1,075,716	1,598,343	EE	109,485	413,142	1,075,716	1,598,343
PSD	0	0	0	0	PSD	0	0	0	0
Total	301,229	1,792,505	3,417,232	5,510,966	Total	301,229	1,792,505	3,417,232	5,510,966
FTE	9.50	29.10	46.59	85.19	FTE	9.50	29.10	46.59	85.19

Est. Fringe	89,928	646,921	1,098,171	1,835,020
--------------------	--------	---------	-----------	-----------

Note: Fringes budgeted in House Bill 5 except for certain fringes budgeted directly to MoDOT, Highway Patrol, and Conservation.

Est. Fringe	96,275	692,578	1,175,675	1,964,528
--------------------	--------	---------	-----------	-----------

Note: Fringes budgeted in House Bill 5 except for certain fringes budgeted directly to MoDOT, Highway Patrol, and Conservation.

Other Funds: State Parks Earnings (0415); DNR Revolving Services Fund (0425); Cost Allocation Fund (0500); Solid Waste Management Fund (0570); Soil and Water Sales Tax Fund (0614); Water and Wastewater Loan Fund (0649)

Transfers Out: The FY 2015 Budget Request includes a transfer of \$14,610 in General Revenue expense and equipment authority to the Department of Economic Development's Division of Energy.

Core Reallocation: The FY 2015 Budget Request includes a core reallocation of \$91,118 personal service and 2 FTE to the Hazardous Waste Program.

2. CORE DESCRIPTION

Department Operations includes the Director's Office, Communications, Policy, Legal and Administrative Support. Department Operations provides departmental focus on key outcomes and works to ensure decisions are made which result in environmental improvements. Staff seeks to improve the efficiency of departmental actions, drive customer focused initiatives and ensure the public's participation in DNR's decision-making. Department Operations is also the focal point for providing information and assistance to state and national legislative bodies and the oversight of issues of state and national importance.

CORE DECISION ITEM

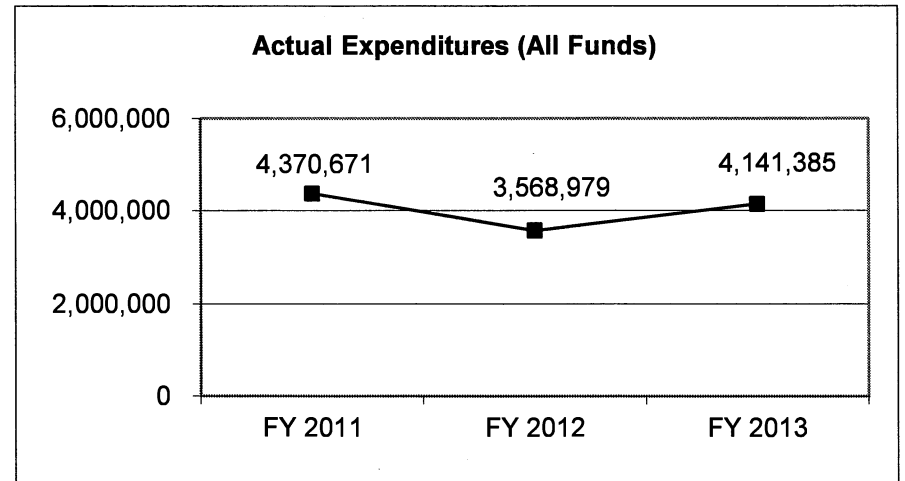
Department of Natural Resources	Budget Unit <u>78111C</u>
Department Operations	
Department Operations Core	

3. PROGRAM LISTING (list programs included in this core funding)

Department Operations

4. FINANCIAL HISTORY

	FY 2011 Actual	FY 2012 Actual	FY 2013 Actual	FY 2014 Current Yr.
Appropriation (All Funds)	5,490,280	5,364,327	5,565,072	5,616,694
Less Reverted (All Funds)	(13,778)	(8,956)	(7,599)	N/A
Budget Authority (All Funds)	5,476,502	5,355,371	5,557,473	N/A
Actual Expenditures (All Funds)	4,370,671	3,568,979	4,141,385	N/A
Unexpended (All Funds)	1,105,831	1,786,392	1,416,088	N/A
Unexpended, by Fund:				
General Revenue	34	299	991	N/A
Federal	452,415	858,039	474,635	N/A
Other	653,382	928,054	940,462	N/A
		(1)	(1)	



Reverted includes Governor's standard 3 percent reserve (when applicable) and any expenditure restrictions. Actual expenditures for all fiscal years are as of June 30 and do not include lapse period activities.

NOTES:

(1) Lapse was high due to available one-time ARRA funding.

CORE RECONCILIATION DETAIL

DEPARTMENT OF NATURAL RESOURCES

DEPARTMENT OPERATIONS

5. CORE RECONCILIATION DETAIL

			Budget Class	FTE	GR	Federal	Other	Total	Explanation
TAFP AFTER VETOES									
			PS	87.19	191,744	1,123,481	2,688,516	4,003,741	
			EE	0.00	124,095	413,142	1,075,716	1,612,953	
			Total	87.19	315,839	1,536,623	3,764,232	5,616,694	
DEPARTMENT CORE ADJUSTMENTS									
Transfer Out	1759 1807		EE	0.00	(14,610)	0	0	(14,610)	Per Executive Order 13-03, the Division of Energy was transferred to the Department of Economic Development (DED) in August 2013. The FY 2015 budget reflects the transfer of \$14,610 to the DED.
Core Reallocation	1761 1810		PS	7.70	0	350,882	0	350,882	Core reallocations will more closely align the budget with planned spending.
Core Reallocation	1761 1813		PS	(5.08)	0	0	(255,882)	(255,882)	Core reallocations will more closely align the budget with planned spending.
Core Reallocation	1761 8763		PS	(2.62)	0	(95,000)	0	(95,000)	Core reallocations will more closely align the budget with planned spending.
Core Reallocation	1761 1804		PS	0.00	0	0	0	0	Core reallocations will more closely align the budget with planned spending.
Core Reallocation	1791 1813		PS	(2.00)	0	0	(91,118)	(91,118)	Core reallocation to the Hazardous Waste Program to more closely align the budget with planned spending.
NET DEPARTMENT CHANGES				(2.00)	(14,610)	255,882	(347,000)	(105,728)	

CORE RECONCILIATION DETAIL

DEPARTMENT OF NATURAL RESOURCES
DEPARTMENT OPERATIONS

5. CORE RECONCILIATION DETAIL

	Budget Class	FTE	GR	Federal	Other	Total	Explanation
DEPARTMENT CORE REQUEST							
	PS	85.19	191,744	1,379,363	2,341,516	3,912,623	
	EE	0.00	109,485	413,142	1,075,716	1,598,343	
	Total	85.19	301,229	1,792,505	3,417,232	5,510,966	
GOVERNOR'S RECOMMENDED CORE							
	PS	85.19	191,744	1,379,363	2,341,516	3,912,623	
	EE	0.00	109,485	413,142	1,075,716	1,598,343	
	Total	85.19	301,229	1,792,505	3,417,232	5,510,966	

Department of Natural Resources

DECISION ITEM DETAIL

Budget Unit	FY 2013	FY 2013	FY 2014	FY 2014	FY 2015	FY 2015	FY 2015	FY 2015
Decision Item	ACTUAL	ACTUAL	BUDGET	BUDGET	DEPT REQ	DEPT REQ	GOV REC	GOV REC
Budget Object Class	DOLLAR	FTE	DOLLAR	FTE	DOLLAR	FTE	DOLLAR	FTE
DEPARTMENT OPERATIONS								
CORE								
SR OFC SUPPORT ASST (CLERICAL)	25,047	1.00	0	0.00	0	0.00	0	0.00
ADMIN OFFICE SUPPORT ASSISTANT	41,466	1.46	59,781	2.00	56,036	2.00	56,036	2.00
OFFICE SUPPORT ASST (KEYBRD)	20,639	0.94	22,698	1.00	22,678	1.00	22,678	1.00
SR OFC SUPPORT ASST (KEYBRD)	58,962	2.40	126,694	5.00	126,590	5.00	126,590	5.00
OFFICE SERVICES ASST	22,810	0.80	28,486	1.00	28,462	1.00	28,462	1.00
PROCUREMENT OFCR II	35,692	0.80	44,495	1.00	44,458	1.00	44,458	1.00
OFFICE SERVICES COOR	35,744	0.80	44,495	1.00	44,458	1.00	44,458	1.00
ACCOUNT CLERK II	41,827	1.66	51,073	2.00	50,636	2.00	50,636	2.00
SENIOR AUDITOR	104,681	2.42	130,337	3.00	130,230	3.00	130,230	3.00
ACCOUNTANT III	4,270	0.11	41,301	1.00	0	0.00	0	0.00
ACCOUNTING SPECIALIST I	42,214	1.21	0	0.00	71,180	2.00	71,180	2.00
ACCOUNTING SPECIALIST II	93,315	2.34	151,551	4.00	120,750	3.00	120,750	3.00
ACCOUNTING SPECIALIST III	82,749	1.75	147,934	3.00	147,810	3.00	147,810	3.00
BUDGET ANAL II	29,651	0.80	36,954	1.00	36,922	1.00	36,922	1.00
BUDGET ANAL III	118,880	2.44	147,134	3.00	147,018	3.00	147,018	3.00
PERSONNEL OFCR II	36,316	0.82	44,495	1.00	44,458	1.00	44,458	1.00
HUMAN RELATIONS OFCR I	3,839	0.10	0	0.00	38,974	1.00	38,974	1.00
PERSONNEL ANAL I	24,911	0.76	0	0.00	0	0.00	0	0.00
PERSONNEL ANAL II	75,229	1.98	152,935	4.00	111,438	3.00	111,438	3.00
PUBLIC INFORMATION COOR	84,780	2.00	85,672	2.00	85,604	2.00	85,604	2.00
PUBLIC INFORMATION ADMSTR	112,516	2.00	113,201	2.00	113,108	2.00	113,108	2.00
TRAINING TECH I	29,057	0.82	35,620	1.00	35,590	1.00	35,590	1.00
TRAINING TECH II	32,682	0.80	39,765	1.00	41,266	1.00	41,266	1.00
EXECUTIVE I	48,301	1.62	60,890	2.00	60,836	2.00	60,836	2.00
MANAGEMENT ANALYSIS SPEC II	74,941	1.54	79,817	1.65	79,748	1.65	79,748	1.65
PLANNER III	101,605	2.09	140,921	3.00	153,858	3.00	153,858	3.00
PLANNER IV	66,930	1.00	67,290	1.00	67,234	1.00	67,234	1.00
PERSONNEL CLERK	66,593	2.38	85,432	3.00	85,386	3.00	85,386	3.00
MAINTENANCE WORKER II	23,587	0.80	29,446	1.00	29,422	1.00	29,422	1.00
MOTOR VEHICLE DRIVER	21,277	0.80	26,588	1.00	0	0.00	0	0.00
GRAPHIC ARTS SPEC III	0	0.00	42,069	1.00	42,034	1.00	42,034	1.00
GRAPHICS SPV	41,750	1.00	0	0.00	0	0.00	0	0.00

Department of Natural Resources

DECISION ITEM DETAIL

Budget Unit	FY 2013	FY 2013	FY 2014	FY 2014	FY 2015	FY 2015	FY 2015	FY 2015
Decision Item	ACTUAL	ACTUAL	BUDGET	BUDGET	DEPT REQ	DEPT REQ	GOV REC	GOV REC
Budget Object Class	DOLLAR	FTE	DOLLAR	FTE	DOLLAR	FTE	DOLLAR	FTE
DEPARTMENT OPERATIONS								
CORE								
ENVIRONMENTAL MGR B2	0	0.00	0	0.00	30,241	0.50	30,241	0.50
FACILITIES OPERATIONS MGR B2	45,762	0.80	56,896	1.00	56,848	1.00	56,848	1.00
FISCAL & ADMINISTRATIVE MGR B1	91,355	1.62	111,581	2.00	113,657	2.00	113,657	2.00
FISCAL & ADMINISTRATIVE MGR B2	155,270	2.42	192,946	3.00	192,787	3.00	192,787	3.00
HUMAN RESOURCES MGR B1	48,332	0.86	56,829	1.00	57,915	1.00	57,915	1.00
HUMAN RESOURCES MGR B2	66,256	0.94	71,505	1.00	127,580	2.00	127,580	2.00
STATE DEPARTMENT DIRECTOR	120,000	1.00	120,251	1.00	120,250	1.00	120,250	1.00
DEPUTY STATE DEPT DIRECTOR	82,865	0.80	101,815	1.00	110,250	1.00	110,250	1.00
DESIGNATED PRINCIPAL ASST DEPT	280,584	4.80	259,648	4.50	259,474	4.50	259,474	4.50
DIVISION DIRECTOR	75,860	0.80	93,253	1.00	95,250	1.00	95,250	1.00
DEPUTY DIVISION DIRECTOR	0	0.00	0	0.00	81,000	1.00	81,000	1.00
DESIGNATED PRINCIPAL ASST DIV	93,290	1.66	108,005	2.00	39,021	1.00	39,021	1.00
LEGAL COUNSEL	86,605	1.01	90,255	1.00	81,250	1.00	81,250	1.00
MISCELLANEOUS PROFESSIONAL	54,997	0.81	0	0.00	0	0.00	0	0.00
SPECIAL ASST PROFESSIONAL	495,873	8.31	703,645	16.04	530,916	13.54	530,916	13.54
SPECIAL ASST OFFICE & CLERICAL	6,343	0.17	38	0.00	0	0.00	0	0.00
TEMPORARY APPOINTMENT	1,694	0.03	0	0.00	0	0.00	0	0.00
CONSTITUENT SERVICES LIAISON	2	0.00	0	0.00	0	0.00	0	0.00
TOTAL - PS	3,307,349	67.47	4,003,741	87.19	3,912,623	85.19	3,912,623	85.19
TRAVEL, IN-STATE	43,294	0.00	57,161	0.00	47,161	0.00	47,161	0.00
TRAVEL, OUT-OF-STATE	27,060	0.00	21,700	0.00	21,700	0.00	21,700	0.00
FUEL & UTILITIES	0	0.00	307	0.00	307	0.00	307	0.00
SUPPLIES	165,993	0.00	184,612	0.00	184,612	0.00	184,612	0.00
PROFESSIONAL DEVELOPMENT	116,027	0.00	150,171	0.00	115,409	0.00	115,409	0.00
COMMUNICATION SERV & SUPP	77,312	0.00	70,579	0.00	80,579	0.00	80,579	0.00
PROFESSIONAL SERVICES	351,367	0.00	1,066,674	0.00	1,081,826	0.00	1,081,826	0.00
HOUSEKEEPING & JANITORIAL SERV	0	0.00	518	0.00	518	0.00	518	0.00
M&R SERVICES	6,677	0.00	20,279	0.00	20,279	0.00	20,279	0.00
OFFICE EQUIPMENT	170	0.00	12,560	0.00	12,560	0.00	12,560	0.00
OTHER EQUIPMENT	10,719	0.00	11,566	0.00	11,566	0.00	11,566	0.00
BUILDING LEASE PAYMENTS	20,066	0.00	4,781	0.00	4,781	0.00	4,781	0.00
EQUIPMENT RENTALS & LEASES	846	0.00	1,731	0.00	1,731	0.00	1,731	0.00

Department of Natural Resources

DECISION ITEM DETAIL

Budget Unit	FY 2013	FY 2013	FY 2014	FY 2014	FY 2015	FY 2015	FY 2015	FY 2015
Decision Item	ACTUAL	ACTUAL	BUDGET	BUDGET	DEPT REQ	DEPT REQ	GOV REC	GOV REC
Budget Object Class	DOLLAR	FTE	DOLLAR	FTE	DOLLAR	FTE	DOLLAR	FTE
DEPARTMENT OPERATIONS								
CORE								
MISCELLANEOUS EXPENSES	14,505	0.00	10,314	0.00	15,314	0.00	15,314	0.00
TOTAL - EE	834,036	0.00	1,612,953	0.00	1,598,343	0.00	1,598,343	0.00
GRAND TOTAL	\$4,141,385	67.47	\$5,616,694	87.19	\$5,510,966	85.19	\$5,510,966	85.19
GENERAL REVENUE	\$244,715	3.83	\$315,839	9.50	\$301,229	9.50	\$301,229	9.50
FEDERAL FUNDS	\$958,028	16.19	\$1,536,623	24.02	\$1,792,505	29.10	\$1,792,505	29.10
OTHER FUNDS	\$2,938,642	47.45	\$3,764,232	53.67	\$3,417,232	46.59	\$3,417,232	46.59

PROGRAM DESCRIPTION

Department of Natural Resources

Department Operations

Program is found in the following core budget(s): Department Operations

1. What does this program do?

Department Operations includes staff for the Director's Office, Communications, Policy, Legal and Administrative Support. Department Operations staff is responsible for the development of statewide environmental and natural resource policies and provides departmental focus on key outcomes and works to ensure decisions are made which result in environmental improvements, such as participation in an interstate river association and reviewing environmental impact statements for major projects. Staff also coordinates functional and programmatic interaction between the department's divisions and programs to ensure a consistent approach. Department Operations is responsible for the management of all organizational units within the department: the Division of Environmental Quality, Missouri Geological Survey, Missouri State Parks, Water Resources Center and Soil and Water Conservation Program; as well as coordination with the Environmental Improvement and Energy Resources Authority and Petroleum Storage Tank Insurance Fund Board.

Department Operations also includes administrative support functions of budget development and financial resource allocations, internal audit, accounting, human resources, procurement, grants management and general services.

2. What is the authorization for this program, i.e., federal or state statutes, etc.? (Include the federal program number, if applicable.)

Not applicable

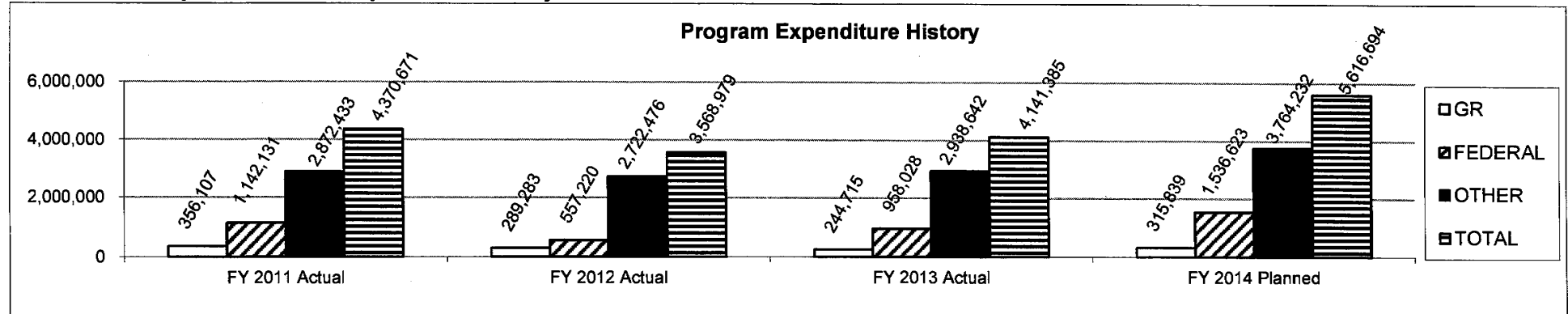
3. Are there federal matching requirements? If yes, please explain.

No

4. Is this a federally mandated program? If yes, please explain.

No

5. Provide actual expenditures for the prior three fiscal years.



Notes: Actual expenditures for all fiscal years are as June 30 and do not include lapse period activities. In FY 2012 and FY 2013, ARRA one-time funds were expended from House Bill 18 (rather than HB 6) and are therefore not reflected here. FY 2014 Planned is shown at full appropriation.

PROGRAM DESCRIPTION

Department of Natural Resources
Department Operations
Program is found in the following core budget(s): Department Operations

6. What are the sources of the "Other" funds?

State Parks Earnings Fund (0415); DNR Revolving Services Fund (0425); Cost Allocation Fund (0500); Solid Waste Management Fund (0570); Soil and Water Sales Tax Fund (0614); Water and Wastewater Loan Fund (0649).

7a. Provide an effectiveness measure.

Outreach to Clients	FY 2011 Projected	FY 2011 Actual	FY 2012 Projected	FY 2012 Actual	FY 2013 Projected	FY 2013 Actual	FY 2014 Projected	FY 2015 Projected	FY 2016 Projected
Calls made to DNR's 1-800 number	24,000	24,050	25,000	22,152	23,000	20,465	21,000	21,000	21,000
Missouri Resources magazine subscribers	77,105	76,819	79,124	78,382	80,733	80,594	83,012	85,502	88,067
Number of department Internet hits	32 million	28 million	29 million	22 million	23 million	27 million	27 million	28 million	29 million
# of Internet hits to Permit Assistant (1)	78,000	32,743	33,000	31,774	32,000	25,726	32,000	32,000	32,000
# of Internet hits to DNR Forms	600,000	579,447	580,000	538,255	550,000	629,260	600,000	600,000	600,000

(1) The Permit Assistant web page was marketed heavily in FY 2010, resulting in an initial increase in the number of hits to the page (thus a higher FY 2011 projection) and has since leveled off.

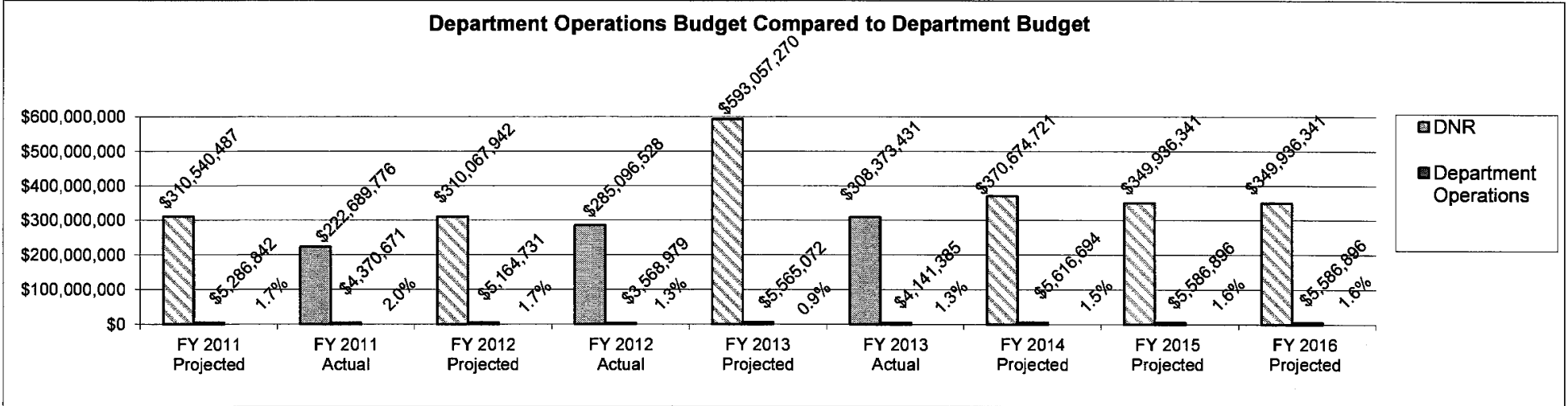
PROGRAM DESCRIPTION

Department of Natural Resources

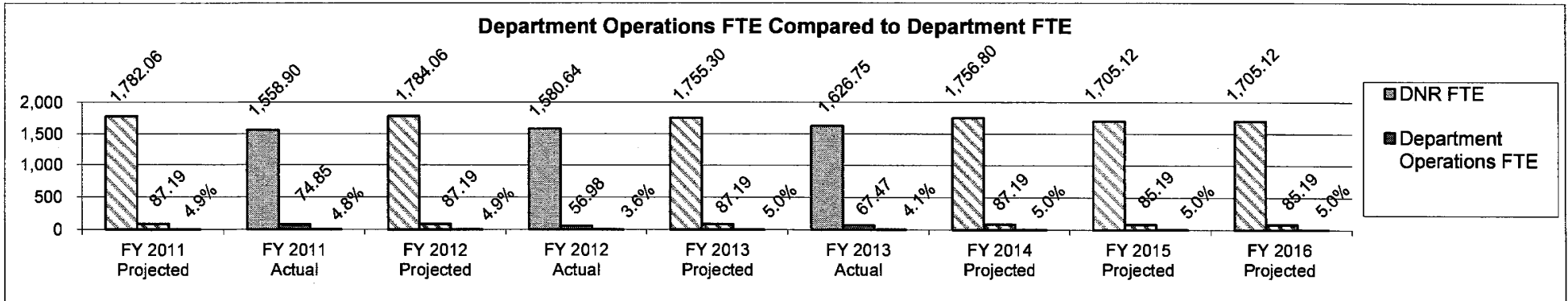
Department Operations

Program is found in the following core budget(s): Department Operations

7b. Provide an efficiency measure.



Note: In FY 2012 and FY 2013, ARRA one-time funds were expended from House Bill 18 (rather than HB 6) and are therefore not reflected here. In FY 2013, some core pass-through appropriations were set at a level to encumber and pay our commitments, which often span multiple fiscal years. Beginning in FY 2014, some pass-through programs were provided appropriation authority to be used for encumbrance purposes only, which are excluded from this chart.



Note: In FY 2012 and FY 2013, ARRA one-time funds were expended from House Bill 18 (rather than HB 6) and are therefore not reflected here.

PROGRAM DESCRIPTION

Department of Natural Resources

Department Operations

Program is found in the following core budget(s): Department Operations

7c. Provide the number of clients/individuals served (if applicable)

FY 2014 Core Department Staff:

- Division of Energy*	37.00 FTE
- Water Resources	32.80 FTE
- Soil and Water Conservation	32.86 FTE
- Division of Environmental Quality	794.24 FTE
- Petroleum Related Activities	16.20 FTE
- Agency Wide Tank Board	2.00 FTE
- Missouri Geological Survey*	76.05 FTE
- Missouri State Parks	678.46 FTE

* Per Executive Order 13-03, the Division of Energy was transferred to the Department of Economic Development during FY 2014. Support was provided for partial fiscal year. In addition, per HB 28, the Land Survey Program was transferred to the Department of Agriculture during FY 2014.

7d. Provide a customer satisfaction measure, if available.

Not available

This page was intentionally left blank.

Department of Natural Resources

DECISION ITEM SUMMARY

Budget Unit	FY 2013	FY 2013	FY 2014	FY 2014	FY 2015	FY 2015	FY 2015	FY 2015
Decision Item	ACTUAL	ACTUAL	BUDGET	BUDGET	DEPT REQ	DEPT REQ	GOV REC	GOV REC
Budget Object Summary	DOLLAR	FTE	DOLLAR	FTE	DOLLAR	FTE	DOLLAR	FTE
Fund	DOLLAR	FTE	DOLLAR	FTE	DOLLAR	FTE	DOLLAR	FTE
WATER RESOURCES								
CORE								
PERSONAL SERVICES								
GENERAL REVENUE	1,305,820	25.51	1,395,125	24.98	1,395,125	24.98	1,395,125	24.98
DEPT NATURAL RESOURCES	165,913	3.23	365,361	7.32	365,361	7.32	365,361	7.32
DNR COST ALLOCATION	32,709	0.45	36,972	0.50	36,972	0.50	36,972	0.50
TOTAL - PS	1,504,442	29.19	1,797,458	32.80	1,797,458	32.80	1,797,458	32.80
EXPENSE & EQUIPMENT								
GENERAL REVENUE	1,522,673	0.00	1,569,772	0.00	1,569,772	0.00	1,569,772	0.00
DEPT NATURAL RESOURCES	12,994	0.00	184,570	0.00	184,570	0.00	184,570	0.00
TOTAL - EE	1,535,667	0.00	1,754,342	0.00	1,754,342	0.00	1,754,342	0.00
TOTAL	3,040,109	29.19	3,551,800	32.80	3,551,800	32.80	3,551,800	32.80
Pay Plan FY14-Cost to Continue - 0000014								
PERSONAL SERVICES								
GENERAL REVENUE	0	0.00	0	0.00	6,246	0.00	6,246	0.00
DEPT NATURAL RESOURCES	0	0.00	0	0.00	1,830	0.00	1,830	0.00
DNR COST ALLOCATION	0	0.00	0	0.00	125	0.00	125	0.00
TOTAL - PS	0	0.00	0	0.00	8,201	0.00	8,201	0.00
TOTAL	0	0.00	0	0.00	8,201	0.00	8,201	0.00
Pay Plan FY15-COLA - 0000015								
PERSONAL SERVICES								
GENERAL REVENUE	0	0.00	0	0.00	0	0.00	19,269	0.00
DEPT NATURAL RESOURCES	0	0.00	0	0.00	0	0.00	5,049	0.00
DNR COST ALLOCATION	0	0.00	0	0.00	0	0.00	510	0.00
TOTAL - PS	0	0.00	0	0.00	0	0.00	24,828	0.00
TOTAL	0	0.00	0	0.00	0	0.00	24,828	0.00
GRAND TOTAL	\$3,040,109	29.19	\$3,551,800	32.80	\$3,560,001	32.80	\$3,584,829	32.80

1/21/14 19:06

im_disummary

CORE DECISION ITEM

Department of Natural Resources	Budget Unit <u>78518C</u>
Water Resources Center	
Water Resources Center Operations Core	

1. CORE FINANCIAL SUMMARY

	FY 2015 Budget Request			
	GR	Federal	Other	Total
PS	1,395,125	365,361	36,972	1,797,458
EE	1,569,772	184,570	0	1,754,342
PSD	0	0	0	0
Total	2,964,897	549,931	36,972	3,551,800
FTE	24.98	7.32	0.50	32.80

	FY 2015 Governor's Recommendation			
	GR	Fed	Other	Total
PS	1,395,125	365,361	36,972	1,797,458
EE	1,569,772	184,570	0	1,754,342
PSD	0	0	0	0
Total	2,964,897	549,931	36,972	3,551,800
FTE	24.98	7.32	0.50	32.80

Est. Fringe	654,314	171,354	17,340	843,008
--------------------	---------	---------	--------	---------

Note: Fringes budgeted in House Bill 5 except for certain fringes budgeted directly to MoDOT, Highway Patrol, and Conservation.

Est. Fringe	700,492	183,448	18,564	902,504
--------------------	---------	---------	--------	---------

Note: Fringes budgeted in House Bill 5 except for certain fringes budgeted directly to MoDOT, Highway Patrol, and Conservation.

Other Funds: Cost Allocation Fund (0500)

2. CORE DESCRIPTION

Water Resources Center staff provides information for Missouri's comprehensive water needs by examining both surface and groundwater use and availability. The Water Resources Center administers the provisions of the Missouri Dam and Reservoir Safety Law; regulating all nonfederal, nonagricultural dams 35 feet and higher through inspections, registration and issuance of construction permits. Staff also investigates water supply issues, maintains and updates Missouri's Public Water Supply database for groundwater wells, collects, analyzes and distributes groundwater-level data from a statewide network of observation wells, evaluates public water supply wells and provides casing and total depth specifications. The Water Resources Center staff continues to provide guidance and technical expertise for planning and development of regional water supply projects throughout Missouri. The Water Resources Center defends the state's vital water resources interests, including those related to river transport, before numerous interstate and interagency river basin associations.

CORE DECISION ITEM

Department of Natural Resources
Water Resources Center
Water Resources Center Operations Core

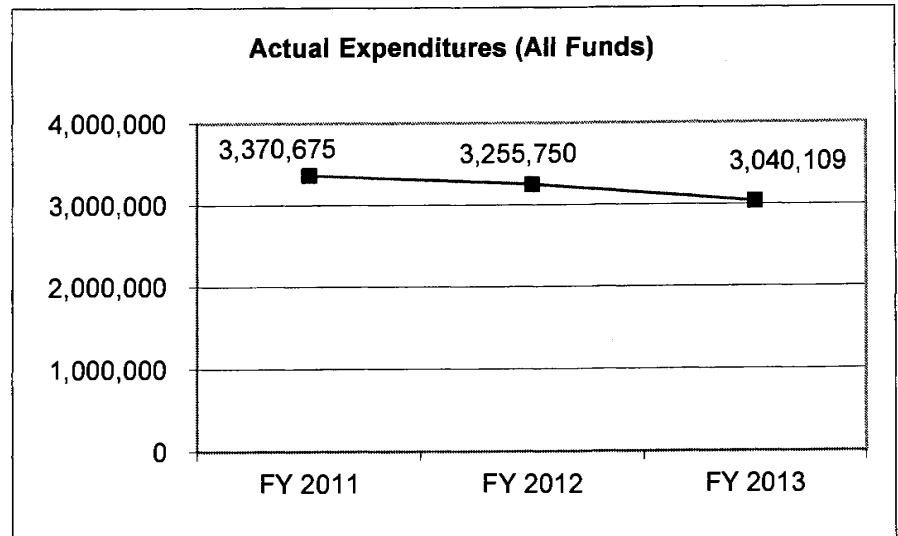
Budget Unit 78518C

3. PROGRAM LISTING (list programs included in this core funding)

Water Resources

4. FINANCIAL HISTORY

	FY 2011 Actual	FY 2012 Actual	FY 2013 Actual	FY 2014 Current Yr.
Appropriation (All Funds)	3,609,333	3,534,027	3,548,288	3,551,800
Less Reverted (All Funds)	(119,976)	(88,424)	(127,538)	N/A
Budget Authority (All Funds)	3,489,357	3,445,603	3,420,750	N/A
Actual Expenditures (All Funds)	3,370,675	3,255,750	3,040,109	N/A
Unexpended (All Funds)	118,682	189,853	380,641	N/A
Unexpended, by Fund:				
General Revenue	921	1,831	1,838	N/A
Federal	81,022	168,825	374,665	N/A
Other	36,739	19,197	4,138	N/A
	(1)	(1)	(1)	



Reverted includes Governor's standard 3 percent reserve (when applicable) and any expenditure restrictions.

Actual expenditures for all fiscal years are as of June 30 and do not include lapse period activities.

NOTES:

(1) The program continuously looks for federal funding opportunities in the areas of dam safety, water supply evaluations and other general water resources areas.

CORE RECONCILIATION DETAIL

DEPARTMENT OF NATURAL RESOURCES
WATER RESOURCES

5. CORE RECONCILIATION DETAIL

	Budget Class	FTE	GR	Federal	Other	Total	Explanation
TAFP AFTER VETOES							
	PS	32.80	1,395,125	365,361	36,972	1,797,458	
	EE	0.00	1,569,772	184,570	0	1,754,342	
	Total	32.80	2,964,897	549,931	36,972	3,551,800	
DEPARTMENT CORE REQUEST							
	PS	32.80	1,395,125	365,361	36,972	1,797,458	
	EE	0.00	1,569,772	184,570	0	1,754,342	
	Total	32.80	2,964,897	549,931	36,972	3,551,800	
GOVERNOR'S RECOMMENDED CORE							
	PS	32.80	1,395,125	365,361	36,972	1,797,458	
	EE	0.00	1,569,772	184,570	0	1,754,342	
	Total	32.80	2,964,897	549,931	36,972	3,551,800	

Department of Natural Resources

DECISION ITEM DETAIL

Budget Unit	FY 2013	FY 2013	FY 2014	FY 2014	FY 2015	FY 2015	FY 2015	FY 2015
Decision Item	ACTUAL	ACTUAL	BUDGET	BUDGET	DEPT REQ	DEPT REQ	GOV REC	GOV REC
Budget Object Class	DOLLAR	FTE	DOLLAR	FTE	DOLLAR	FTE	DOLLAR	FTE
WATER RESOURCES								
CORE								
ADMIN OFFICE SUPPORT ASSISTANT	27,301	1.00	27,596	1.00	27,574	1.00	27,574	1.00
PUBLIC INFORMATION COOR	1,638	0.04	8,899	0.20	8,892	0.20	8,892	0.20
ECONOMIST	43,755	0.79	41,811	0.75	55,702	1.00	55,702	1.00
ENVIRONMENTAL SPEC IV	0	0.00	36	0.00	0	0.00	0	0.00
ENVIRONMENTAL ENGR II	97,610	2.08	94,431	2.00	94,316	2.00	94,316	2.00
ENVIRONMENTAL ENGR III	76,413	1.39	111,570	2.00	111,524	2.00	111,524	2.00
TECHNICAL ASSISTANT II	0	0.00	22	0.00	0	0.00	0	0.00
TECHNICAL ASSISTANT III	21,968	0.74	30,443	1.00	30,418	1.00	30,418	1.00
TECHNICAL ASSISTANT IV	56,664	1.59	72,541	2.00	71,264	2.00	71,264	2.00
GEOLOGIST II	45,923	1.00	46,248	1.00	46,210	1.00	46,210	1.00
GEOLOGIST III	58,968	1.00	59,314	1.00	59,266	1.00	59,266	1.00
GEOLOGIST IV	0	0.00	44	0.00	0	0.00	0	0.00
CIVIL ENGR DAM SAFETY	166,400	3.00	167,422	3.00	167,286	3.00	167,286	3.00
HYDROLOGIST II	41,087	0.98	42,136	1.00	42,034	1.00	42,034	1.00
HYDROLOGIST III	234,939	4.88	366,265	5.03	226,004	3.53	226,004	3.53
HYDROLOGIST IV	138,163	2.50	111,490	2.00	167,190	2.00	167,190	2.00
DESIGN/DEVELOP/SURVEY MGR B3	139,799	2.00	140,414	2.00	140,353	2.00	140,353	2.00
ENVIRONMENTAL MGR B1	33,270	0.63	0	0.00	55,611	1.00	55,611	1.00
ENVIRONMENTAL MGR B2	123,523	2.00	122,835	2.00	124,962	2.00	124,962	2.00
DESIGNATED PRINCIPAL ASST DEPT	34,996	0.41	37,201	0.50	36,972	0.50	36,972	0.50
DESIGNATED PRINCIPAL ASST DIV	1,934	0.03	0	0.00	14,817	0.25	14,817	0.25
MISCELLANEOUS TECHNICAL	0	0.00	164,116	3.32	164,513	3.32	164,513	3.32
MISCELLANEOUS PROFESSIONAL	4,093	0.05	0	0.00	0	0.00	0	0.00
SPECIAL ASST PROFESSIONAL	107,177	2.03	105,596	2.00	105,560	2.00	105,560	2.00
SPECIAL ASST OFFICE & CLERICAL	48,821	1.05	47,028	1.00	46,990	1.00	46,990	1.00
TOTAL - PS	1,504,442	29.19	1,797,458	32.80	1,797,458	32.80	1,797,458	32.80
TRAVEL, IN-STATE	46,555	0.00	39,991	0.00	39,991	0.00	39,991	0.00
TRAVEL, OUT-OF-STATE	29,279	0.00	18,080	0.00	18,080	0.00	18,080	0.00
FUEL & UTILITIES	6,624	0.00	9,736	0.00	9,736	0.00	9,736	0.00
SUPPLIES	45,262	0.00	74,895	0.00	74,895	0.00	74,895	0.00
PROFESSIONAL DEVELOPMENT	29,388	0.00	21,878	0.00	21,878	0.00	21,878	0.00
COMMUNICATION SERV & SUPP	17,988	0.00	18,611	0.00	18,611	0.00	18,611	0.00

Department of Natural Resources

DECISION ITEM DETAIL

Budget Unit	FY 2013	FY 2013	FY 2014	FY 2014	FY 2015	FY 2015	FY 2015	FY 2015
Decision Item	ACTUAL	ACTUAL	BUDGET	BUDGET	DEPT REQ	DEPT REQ	GOV REC	GOV REC
Budget Object Class	DOLLAR	FTE	DOLLAR	FTE	DOLLAR	FTE	DOLLAR	FTE
WATER RESOURCES								
CORE								
PROFESSIONAL SERVICES	1,332,494	0.00	1,510,132	0.00	1,510,132	0.00	1,510,132	0.00
HOUSEKEEPING & JANITORIAL SERV	613	0.00	765	0.00	765	0.00	765	0.00
M&R SERVICES	3,012	0.00	18,203	0.00	18,203	0.00	18,203	0.00
OFFICE EQUIPMENT	1,503	0.00	3,300	0.00	3,300	0.00	3,300	0.00
OTHER EQUIPMENT	21,803	0.00	35,000	0.00	35,000	0.00	35,000	0.00
BUILDING LEASE PAYMENTS	0	0.00	1,078	0.00	1,078	0.00	1,078	0.00
EQUIPMENT RENTALS & LEASES	222	0.00	1,022	0.00	1,022	0.00	1,022	0.00
MISCELLANEOUS EXPENSES	924	0.00	1,651	0.00	1,651	0.00	1,651	0.00
TOTAL - EE	1,535,667	0.00	1,754,342	0.00	1,754,342	0.00	1,754,342	0.00
GRAND TOTAL	\$3,040,109	29.19	\$3,551,800	32.80	\$3,551,800	32.80	\$3,551,800	32.80
GENERAL REVENUE	\$2,828,493	25.51	\$2,964,897	24.98	\$2,964,897	24.98	\$2,964,897	24.98
FEDERAL FUNDS	\$178,907	3.23	\$549,931	7.32	\$549,931	7.32	\$549,931	7.32
OTHER FUNDS	\$32,709	0.45	\$36,972	0.50	\$36,972	0.50	\$36,972	0.50

PROGRAM DESCRIPTION

Department of Natural Resources

Water Resources Center

Program is found in the following core budget(s): Water Resources Center

1. What does this program do?

Water Resources Center staff provides information for Missouri's comprehensive water needs by examining both surface and groundwater use and availability. Staff monitors and provides technical assistance regarding drought and flood conditions, prepares lake capacity and future water supply studies and utilizes data from surface and groundwater monitoring equipment to provide water quantity evaluations. Staff continues to provide guidance and technical expertise for planning and development of regional water supply projects throughout Missouri.

The Water Resources Center administers the provisions of the Missouri Dam and Reservoir Safety Law. The department regulates nonfederal, nonagricultural dams 35 feet and higher through inspections, registration and issuance of construction permits.

Other Water Resources Center staff investigates water supply issues, maintains and updates Missouri's Public Water Supply database for groundwater wells. Staff collects and distributes groundwater-level data from a statewide network of observation wells, evaluates public water supply wells, provides casing and total depth specifications, responds to public inquiries on a variety of water issues, advises communities on aquifer locations and contamination potential and provides assistance with spring recharge studies. Hydrologists and engineers perform complex analyses to determine the benefits or adverse impact of interstate river operations and resultant water quantity impacts for the state of Missouri. Staff provides analytical support on legal challenges and is involved in negotiations with other states on water quantity issues. This effort has been intensified due to the authorization of the Missouri River Authorized Purposes Study and other studies focused on the Missouri River basin that are intended to justify changing the management of the river to benefit upper basin states at the expense of Missouri.

2. What is the authorization for this program, i.e., federal or state statute, etc.? (include the federal program number, if applicable.)

RSMo 236.400-236.500	Dam, Mills and Electric Power
RSMo 256.170	Geologic Hazard Assessment
RSMo 256.060	Survey of water resources of state
RSMo 256.200	Commission to collect and coordinate water data
RSMo 256.400-256.430	Water Usage Law, users to file registration
RSMo 256.435-256.445	Multipurpose Water Resource Act
RSMo 640.400-640.430	Negotiation of interstate compacts, surface and groundwater monitoring, state water resources plan and annual report and special water protection areas
RSMo Chapter 257	Water Conservancy Districts

PROGRAM DESCRIPTION

Department of Natural Resources

Water Resources Center

Program is found in the following core budget(s): Water Resources Center

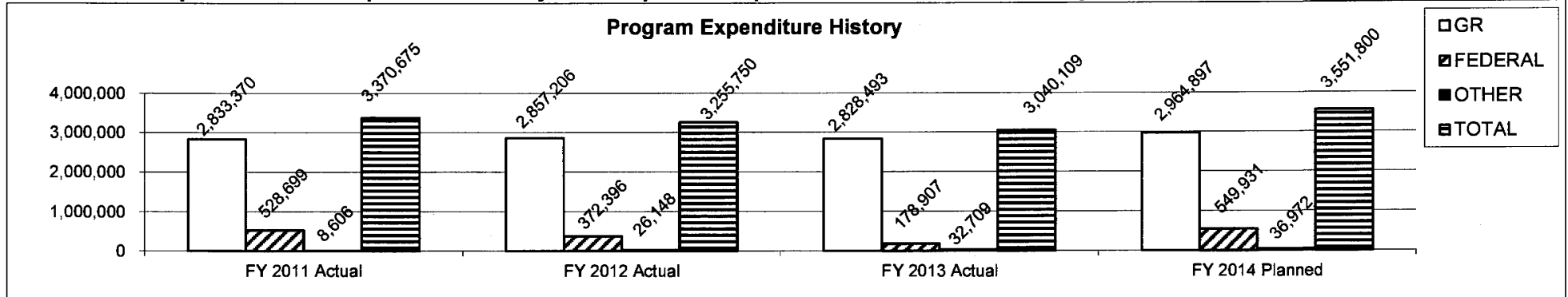
3. Are there federal matching requirements? If yes, please explain.

National Dam Safety Assistance Award	100% Federal
Wetland Program Development Grant	75% Federal

4. Is this a federally mandated program? If yes, please explain.

No

5. Provide actual expenditures for the prior three fiscal years and planned expenditures for the current fiscal year.



Notes: Actual expenditures for all fiscal years are as of June 30 and do not include lapse period activities. FY 2014 Planned is shown at full appropriation.

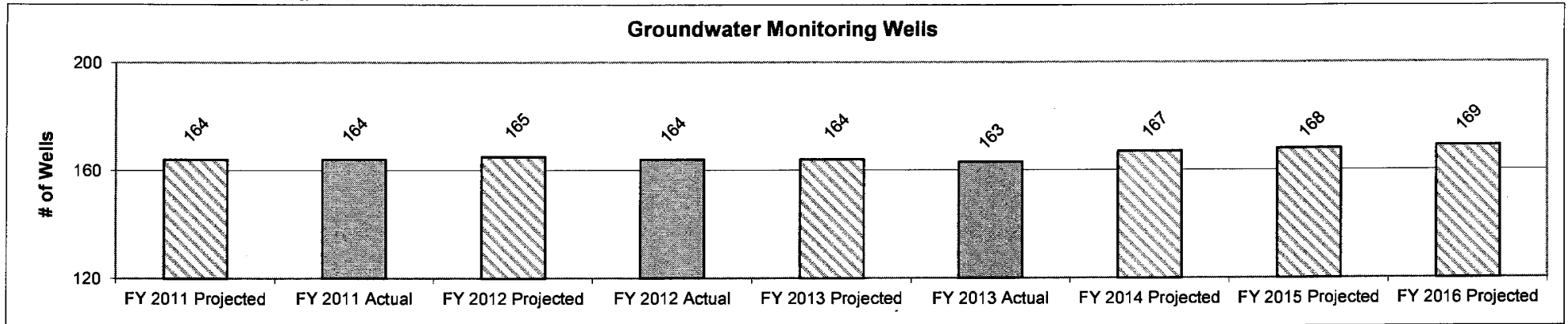
6. What are the sources of the "Other" funds?

DNR Cost Allocation Fund (0500)

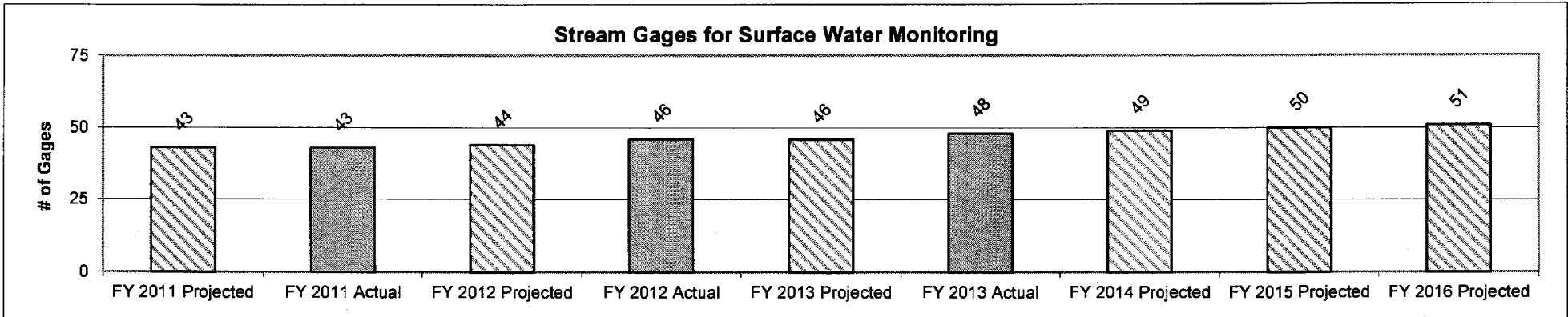
PROGRAM DESCRIPTION

Department of Natural Resources
Water Resources Center
 Program is found in the following core budget(s): **Water Resources Center**

7a. Provide an effectiveness measure.



Note: The Water Resources Center monitors Missouri's various aquifers statewide. Missouri is a national leader in monitoring groundwater levels and has added wells in areas of emerging resource concern.



Note: Our staff uses this data for monitoring drought, flooding and various hydrologic conditions. In addition, several gages are used to monitor water supplies in drinking water reservoirs.

PROGRAM DESCRIPTION

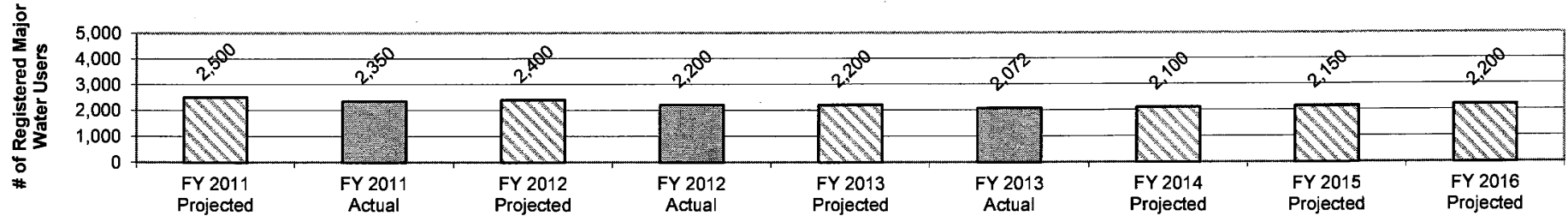
Department of Natural Resources

Water Resources Center

Program is found in the following core budget(s): Water Resources Center

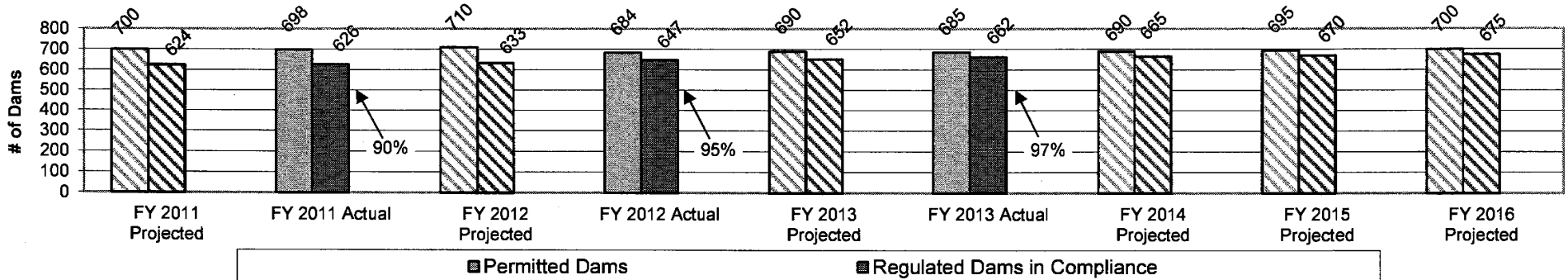
7a. Provide an effectiveness measure. (continued)

Registered Major Water Users



Note: Water use data is collected from any entity with the capability of withdrawing 70 gallons per minute (100,000 gallons per day) or greater from any water source. Our staff uses this data to study water usage trends and estimate current and future water needs statewide.

Number of Regulated Dams in Compliance with Missouri's Dam Safety Law



Historically 89% of regulated dams are in compliance with Missouri's Dam Safety Law upon initial inspection. Dams "not in compliance" are likely awaiting a reinspection and permit issuance based on a deficiency that was noted during a previous inspection.

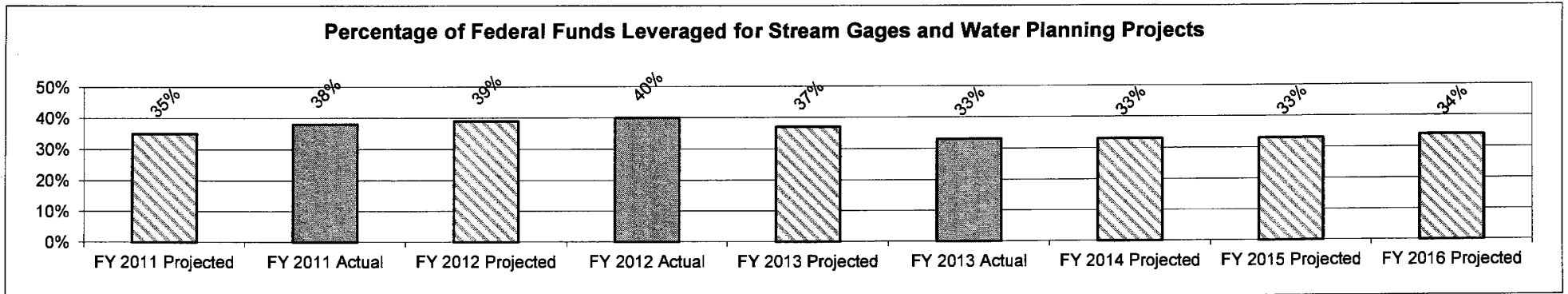
PROGRAM DESCRIPTION

Department of Natural Resources

Water Resources Center

Program is found in the following core budget(s): Water Resources Center

7b. Provide an efficiency measure.



Note: The United States Geological Survey provides matching funds for the installation of new stream gage sites, the ongoing operation and maintenance of the network and several hydrologic studies. In addition, the U.S. Corps of Engineers provides matching funds to conduct regional water development studies. Without these federal matching funds the state would not be able to fully support these efforts.

7c. Provide the number of clients/individuals served, if applicable.

Number of Missourians served by protecting the quantity of water in the Missouri River for water supply purposes.

	FY 2007	FY 2008	FY 2009	FY 2010	FY 2011	FY 2012	FY 2013
Individuals using Missouri River for drinking water	3,121,550	2,840,541	2,935,524	2,930,971	2,886,610	2,933,183	3,162,563

Note: Of the community water system population in Missouri, approximately 53% rely on the Missouri River as a source of drinking water. Other benefits of the program's work to ensure the Missouri River has adequate flow include: recreation, agriculture (irrigation and livestock), flood control, fish and wildlife, water commerce and industrial usage.

7d. Provide a customer satisfaction measure, if available.

Not available

Department of Natural Resources

DECISION ITEM SUMMARY

Budget Unit								
Decision Item	FY 2013	FY 2013	FY 2014	FY 2014	FY 2015	FY 2015	FY 2015	FY 2015
Budget Object Summary	ACTUAL	ACTUAL	BUDGET	BUDGET	DEPT REQ	DEPT REQ	GOV REC	GOV REC
Fund	DOLLAR	FTE	DOLLAR	FTE	DOLLAR	FTE	DOLLAR	FTE
CLARENCE CANNON TRANSFER								
CORE								
FUND TRANSFERS								
GENERAL REVENUE	834,949	0.00	626,124	0.00	626,124	0.00	465,795	0.00
TOTAL - TRF	834,949	0.00	626,124	0.00	626,124	0.00	465,795	0.00
TOTAL	834,949	0.00	626,124	0.00	626,124	0.00	465,795	0.00
GRAND TOTAL	\$834,949	0.00	\$626,124	0.00	\$626,124	0.00	\$465,795	0.00

CORE DECISION ITEM

Department of Natural Resources	Budget Unit <u>78851C</u>
Water Resources	
Clarence Cannon Dam Transfer	

1. CORE FINANCIAL SUMMARY

	FY 2015 Budget Request			
	GR	Federal	Other	Total
PS	0	0	0	0
EE	0	0	0	0
PSD	0	0	0	0
TRF	626,124	0	0	626,124
Total	626,124	0	0	626,124
FTE	0.00	0.00	0.00	0.00

	FY 2015 Governor's Recommendation			
	GR	Fed	Other	Total
PS	0	0	0	0
EE	0	0	0	0
PSD	0	0	0	0
TRF	465,795	0	0	465,795
Total	465,795	0	0	465,795
FTE	0.00	0.00	0.00	0.00

Est. Fringe	0	0	0	0
--------------------	---	---	---	---

Note: Fringes budgeted in House Bill 5 except for certain fringes budgeted directly to MoDOT, Highway Patrol, and Conservation.

Est. Fringe	0	0	0	0
--------------------	---	---	---	---

Note: Fringes budgeted in House Bill 5 except for certain fringes budgeted directly to MoDOT, Highway Patrol, and Conservation.

Other Funds: Not applicable

Core Reduction: The FY 2015 Governor's Recommendation includes a core reduction of \$160,329 in General Revenue.

2. CORE DESCRIPTION

This core is the transfer from General Revenue to the Water Development Fund for the cost of water supply storage, pursuant to the Cannon Water Contract. The FY 2015 budget will pay the FFY 2013 water supply storage expenses. The state's payment obligation will be completed by March 2038.

3. PROGRAM LISTING (list programs included in this core funding)

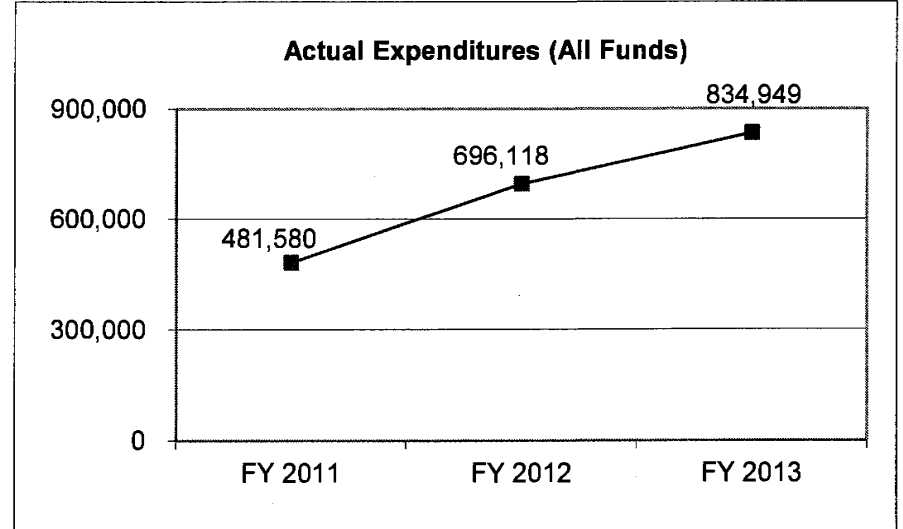
Clarence Cannon Dam

CORE DECISION ITEM

Department of Natural Resources	Budget Unit <u>78851C</u>
Water Resources	
Clarence Cannon Dam Transfer	

4. FINANCIAL HISTORY

	FY 2011 Actual	FY 2012 Actual	FY 2013 Actual	FY 2014 Current Yr.
Appropriation (All Funds)	481,580	696,118	929,656	626,124
Less Reverted (All Funds)	0	0	(27,890)	N/A
Budget Authority (All Funds)	481,580	696,118	901,766	N/A
Actual Expenditures (All Funds)	481,580	696,118	834,949	N/A
Unexpended (All Funds)	0	0	66,817	N/A
Unexpended, by Fund:				
General Revenue	0	0	66,817	N/A
Federal	0	0	0	N/A
Other	0	0	0	N/A
			(1)	



Reverted includes Governor's standard 3 percent reserve (when applicable) and any expenditure restrictions. Actual expenditures for all fiscal years are as of June 30 and do not include lapse period activities.

NOTES:

(1) FY 2013 lapse is due to the estimated billing being more than the actual invoice received.

CORE RECONCILIATION DETAIL

DEPARTMENT OF NATURAL RESOURCES
CLARENCE CANNON TRANSFER

5. CORE RECONCILIATION DETAIL

	Budget Class	FTE	GR	Federal	Other	Total	Explanation
TAFP AFTER VETOES							
	TRF	0.00	626,124	0	0	626,124	
	Total	0.00	626,124	0	0	626,124	
DEPARTMENT CORE REQUEST							
	TRF	0.00	626,124	0	0	626,124	
	Total	0.00	626,124	0	0	626,124	
GOVERNOR'S ADDITIONAL CORE ADJUSTMENTS							
Core Reduction	1937 T117 TRF	0.00	(160,329)	0	0	(160,329)	To align budget with planned expenditures.
NET GOVERNOR CHANGES		0.00	(160,329)	0	0	(160,329)	
GOVERNOR'S RECOMMENDED CORE							
	TRF	0.00	465,795	0	0	465,795	
	Total	0.00	465,795	0	0	465,795	

Department of Natural Resources

DECISION ITEM DETAIL

Budget Unit	FY 2013	FY 2013	FY 2014	FY 2014	FY 2015	FY 2015	FY 2015	FY 2015
Decision Item	ACTUAL	ACTUAL	BUDGET	BUDGET	DEPT REQ	DEPT REQ	GOV REC	GOV REC
Budget Object Class	DOLLAR	FTE	DOLLAR	FTE	DOLLAR	FTE	DOLLAR	FTE
CLARENCE CANNON TRANSFER								
CORE								
TRANSFERS OUT	834,949	0.00	626,124	0.00	626,124	0.00	465,795	0.00
TOTAL - TRF	834,949	0.00	626,124	0.00	626,124	0.00	465,795	0.00
GRAND TOTAL	\$834,949	0.00	\$626,124	0.00	\$626,124	0.00	\$465,795	0.00
GENERAL REVENUE	\$834,949	0.00	\$626,124	0.00	\$626,124	0.00	\$465,795	0.00
FEDERAL FUNDS	\$0	0.00	\$0	0.00	\$0	0.00	\$0	0.00
OTHER FUNDS	\$0	0.00	\$0	0.00	\$0	0.00	\$0	0.00

Department of Natural Resources

DECISION ITEM SUMMARY

Budget Unit								
Decision Item	FY 2013	FY 2013	FY 2014	FY 2014	FY 2015	FY 2015	FY 2015	FY 2015
Budget Object Summary	ACTUAL	ACTUAL	BUDGET	BUDGET	DEPT REQ	DEPT REQ	GOV REC	GOV REC
Fund	DOLLAR	FTE	DOLLAR	FTE	DOLLAR	FTE	DOLLAR	FTE
CLARENCE CANNON PAYMENT								
CORE								
EXPENSE & EQUIPMENT								
MO WATER DEVELOPMENT	834,949	0.00	626,124	0.00	626,124	0.00	465,795	0.00
TOTAL - EE	834,949	0.00	626,124	0.00	626,124	0.00	465,795	0.00
TOTAL	834,949	0.00	626,124	0.00	626,124	0.00	465,795	0.00
GRAND TOTAL	\$834,949	0.00	\$626,124	0.00	\$626,124	0.00	\$465,795	0.00

CORE DECISION ITEM

Department of Natural Resources	Budget Unit <u>78852C</u>
Water Resources	
Clarence Cannon Dam Payment	

1. CORE FINANCIAL SUMMARY

	FY 2015 Budget Request			
	GR	Federal	Other	Total
PS	0	0	0	0
EE	0	0	626,124	626,124
PSD	0	0	0	0
TRF	0	0	0	0
Total	0	0	626,124	626,124
FTE	0.00	0.00	0.00	0.00

	FY 2015 Governor's Recommendation			
	GR	Fed	Other	Total
PS	0	0	0	0
EE	0	0	465,795	465,795
PSD	0	0	0	0
TRF	0	0	0	0
Total	0	0	465,795	465,795
FTE	0.00	0.00	0.00	0.00

Est. Fringe	0	0	0	0
--------------------	---	---	---	---

Note: Fringes budgeted in House Bill 5 except for certain fringes budgeted directly to MoDOT, Highway Patrol, and Conservation.

Est. Fringe	0	0	0	0
--------------------	---	---	---	---

Note: Fringes budgeted in House Bill 5 except for certain fringes budgeted directly to MoDOT, Highway Patrol, and Conservation.

Other Funds: Water Development Fund (0174)

Core Reduction: The FY 2015 Governor's Recommendation includes a core reduction of \$160,329 in Other Funds expense and equipment authority.

2. CORE DESCRIPTION

The Water Development Fund is used to make the invoiced payment for the cost of water supply storage, pursuant to the Cannon Water Contract. The FY 2015 budget will pay the FFY 2013 water supply storage expenses. The state's payment obligation will be completed by March 2038.

3. PROGRAM LISTING (list programs included in this core funding)

Clarence Cannon Dam

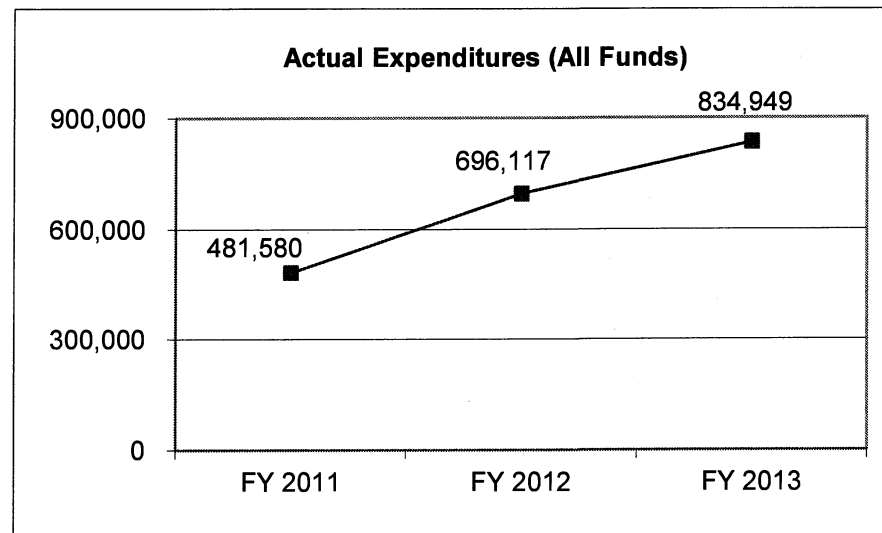
CORE DECISION ITEM

Department of Natural Resources
Water Resources
Clarence Cannon Dam Payment

Budget Unit 78852C

4. FINANCIAL HISTORY

	FY 2011 Actual	FY 2012 Actual	FY 2013 Actual	FY 2014 Current Yr.
Appropriation (All Funds)	481,580	696,118	929,656	626,124
Less Reverted (All Funds)	0	0	0	N/A
Budget Authority (All Funds)	481,580	696,118	929,656	N/A
Actual Expenditures (All Funds)	481,580	696,117	834,949	N/A
Unexpended (All Funds)	0	1	94,707	N/A
Unexpended, by Fund:				
General Revenue	0	0	0	N/A
Federal	0	0	0	N/A
Other	0	1	94,707	N/A



Reverted includes Governor's standard 3 percent reserve (when applicable) and any expenditure restrictions.
 Actual expenditures for all fiscal years are as of June 30 and do not include lapse period activities.

NOTES:

(1) FY 2013 lapse is due to the estimated billing being more than the actual invoice received.

CORE RECONCILIATION DETAIL

DEPARTMENT OF NATURAL RESOURCES
CLARENCE CANNON PAYMENT

5. CORE RECONCILIATION DETAIL

	Budget Class	FTE	GR	Federal	Other	Total	Explanation
TAFP AFTER VETOES							
	EE	0.00	0	0	626,124	626,124	
	Total	0.00	0	0	626,124	626,124	
DEPARTMENT CORE REQUEST							
	EE	0.00	0	0	626,124	626,124	
	Total	0.00	0	0	626,124	626,124	
GOVERNOR'S ADDITIONAL CORE ADJUSTMENTS							
Core Reduction	1938 2916	EE	0.00	0	(160,329)	(160,329)	To align budget with planned expenditures.
NET GOVERNOR CHANGES			0.00	0	0	(160,329)	(160,329)
GOVERNOR'S RECOMMENDED CORE							
	EE	0.00	0	0	465,795	465,795	
	Total	0.00	0	0	465,795	465,795	

Department of Natural Resources

DECISION ITEM DETAIL

Budget Unit	FY 2013	FY 2013	FY 2014	FY 2014	FY 2015	FY 2015	FY 2015	FY 2015
Decision Item	ACTUAL	ACTUAL	BUDGET	BUDGET	DEPT REQ	DEPT REQ	GOV REC	GOV REC
Budget Object Class	DOLLAR	FTE	DOLLAR	FTE	DOLLAR	FTE	DOLLAR	FTE
CLARENCE CANNON PAYMENT								
CORE								
MISCELLANEOUS EXPENSES	834,949	0.00	626,124	0.00	626,124	0.00	465,795	0.00
TOTAL - EE	834,949	0.00	626,124	0.00	626,124	0.00	465,795	0.00
GRAND TOTAL	\$834,949	0.00	\$626,124	0.00	\$626,124	0.00	\$465,795	0.00
GENERAL REVENUE	\$0	0.00	\$0	0.00	\$0	0.00	\$0	0.00
FEDERAL FUNDS	\$0	0.00	\$0	0.00	\$0	0.00	\$0	0.00
OTHER FUNDS	\$834,949	0.00	\$626,124	0.00	\$626,124	0.00	\$465,795	0.00

PROGRAM DESCRIPTION

Department of Natural Resources

Water Resources

Program is found in the following core budget(s): Clarence Cannon Dam Transfer and Payment

1. What does this program do?

The U.S. Army Corps of Engineers and the State of Missouri entered into a contract in 1988 obligating the state to repay the Corps of Engineers for building a 20,000 acre-feet water supply storage into the Clarence Cannon Dam and Mark Twain Lake project. The payment is limited to 3.22% interest and a portion of the overall project's operation and maintenance expenses. The FY 2015 budget will pay the FFY 2013 water supply storage interest and operations and maintenance expenses. The Clarence Cannon Wholesale Water Commission markets and develops water from the Mark Twain Lake and has been conveyed additional water storage rights.

2. What is the authorization for this program, i.e., federal or state statute, etc.? (Include the federal program number, if applicable.)

PL 87-874	Water Supply Act of 1958, as amended
RSMo 256.290	Missouri Water Development Fund
RSMo 393.700-770	Clarence Cannon Wholesale Water Commission

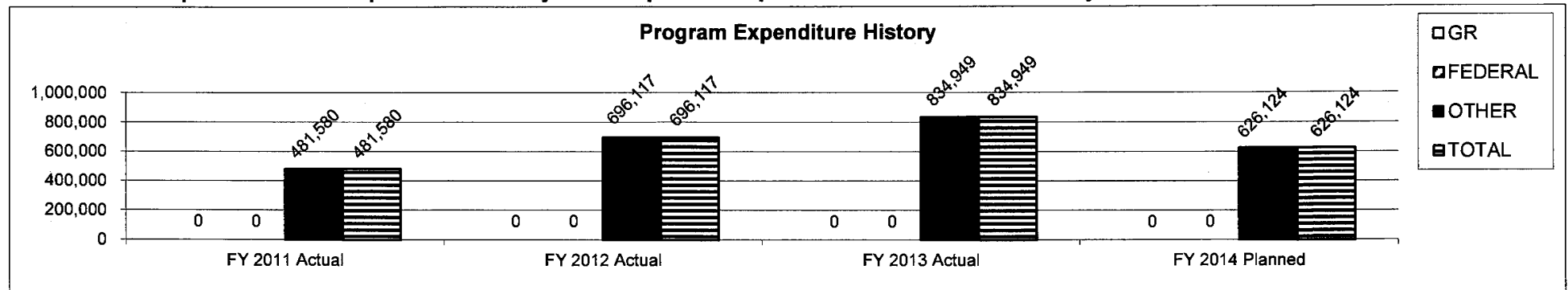
3. Are there federal matching requirements? If yes, please explain.

No

4. Is this a federally mandated program? If yes, please explain.

No, although the contract contains a provision that if funds are not appropriated for the repayment of the contract amount, the contract will be terminated and control of the water supply storage will revert to the Corps of Engineers. The state would be considered in default of the obligation which could adversely affect the State's bond rating.

5. Provide actual expenditures for the prior three fiscal years and planned expenditures for the current fiscal year.



Notes: Actual expenditures for all fiscal years are as of June 30 and do not include lapse period activities. FY 2014 Planned is shown at full appropriation.

PROGRAM DESCRIPTION

Department of Natural Resources

Water Resources

Program is found in the following core budget(s): Clarence Cannon Dam Transfer and Payment

6. What are the sources of the "Other " funds?

Water Development Fund (0174)

Cash is transferred from General Revenue to the Water Development Fund for payment to the Corps of Engineers.

7a. Provide an effectiveness measure.

Compliance with the contract between U.S. Army Corps of Engineers and the State of Missouri, and statutes.

The Clarence Cannon Wholesale Water Commission (CCWWC) serves a total of 72,926 citizens; 70,382 buy directly from CCWWC and another 2,544 buy from systems purchasing from CCWWC.

7b. Provide an efficiency measure.

Not available

7c. Provide the number of clients/individuals served, if applicable.

Not available

7d. Provide a customer satisfaction measure, if available.

Not available

This page was intentionally left blank.

Department of Natural Resources

DECISION ITEM SUMMARY

Budget Unit								
Decision Item	FY 2013	FY 2013	FY 2014	FY 2014	FY 2015	FY 2015	FY 2015	FY 2015
Budget Object Summary	ACTUAL	ACTUAL	BUDGET	BUDGET	DEPT REQ	DEPT REQ	GOV REC	GOV REC
Fund	DOLLAR	FTE	DOLLAR	FTE	DOLLAR	FTE	DOLLAR	FTE
SOIL & WATER CONSERVATION								
CORE								
PERSONAL SERVICES								
SOIL AND WATER SALES TAX	1,213,839	28.57	1,352,624	32.86	1,352,624	32.86	1,352,624	32.86
TOTAL - PS	1,213,839	28.57	1,352,624	32.86	1,352,624	32.86	1,352,624	32.86
EXPENSE & EQUIPMENT								
SOIL AND WATER SALES TAX	384,494	0.00	629,982	0.00	629,982	0.00	629,982	0.00
TOTAL - EE	384,494	0.00	629,982	0.00	629,982	0.00	629,982	0.00
TOTAL	1,598,333	28.57	1,982,606	32.86	1,982,606	32.86	1,982,606	32.86
Pay Plan FY14-Cost to Continue - 0000014								
PERSONAL SERVICES								
SOIL AND WATER SALES TAX	0	0.00	0	0.00	8,215	0.00	8,215	0.00
TOTAL - PS	0	0.00	0	0.00	8,215	0.00	8,215	0.00
TOTAL	0	0.00	0	0.00	8,215	0.00	8,215	0.00
Pay Plan FY15-COLA - 0000015								
PERSONAL SERVICES								
SOIL AND WATER SALES TAX	0	0.00	0	0.00	0	0.00	18,712	0.00
TOTAL - PS	0	0.00	0	0.00	0	0.00	18,712	0.00
TOTAL	0	0.00	0	0.00	0	0.00	18,712	0.00
GRAND TOTAL	\$1,598,333	28.57	\$1,982,606	32.86	\$1,990,821	32.86	\$2,009,533	32.86

Department of Natural Resources

DECISION ITEM SUMMARY

Budget Unit	FY 2013	FY 2013	FY 2014	FY 2014	FY 2015	FY 2015	FY 2015	FY 2015
Decision Item	ACTUAL	ACTUAL	BUDGET	BUDGET	DEPT REQ	DEPT REQ	GOV REC	GOV REC
Budget Object Summary	DOLLAR	FTE	DOLLAR	FTE	DOLLAR	FTE	DOLLAR	FTE
Fund	DOLLAR	FTE	DOLLAR	FTE	DOLLAR	FTE	DOLLAR	FTE
SOIL & WATER CONSERVATION PSD								
CORE								
EXPENSE & EQUIPMENT								
DEPT NATURAL RESOURCES	0	0.00	400,000	0.00	400,000	0.00	400,000	0.00
SOIL AND WATER SALES TAX	0	0.00	36,750	0.00	36,750	0.00	36,750	0.00
TOTAL - EE	0	0.00	436,750	0.00	436,750	0.00	436,750	0.00
PROGRAM-SPECIFIC								
DEPT NATURAL RESOURCES	27,405	0.00	600,000	0.00	600,000	0.00	600,000	0.00
SOIL AND WATER SALES TAX	40,779,105	0.00	41,643,820	0.00	41,643,820	0.00	41,643,820	0.00
TOTAL - PD	40,806,510	0.00	42,243,820	0.00	42,243,820	0.00	42,243,820	0.00
TOTAL	40,806,510	0.00	42,680,570	0.00	42,680,570	0.00	42,680,570	0.00
Cost-Share Expansion - 1780007								
PROGRAM-SPECIFIC								
SOIL AND WATER SALES TAX	0	0.00	0	0.00	2,250,000	0.00	2,250,000	0.00
TOTAL - PD	0	0.00	0	0.00	2,250,000	0.00	2,250,000	0.00
TOTAL	0	0.00	0	0.00	2,250,000	0.00	2,250,000	0.00
GRAND TOTAL	\$40,806,510	0.00	\$42,680,570	0.00	\$44,930,570	0.00	\$44,930,570	0.00

CORE DECISION ITEM

Department of Natural Resources	Budget Unit 78850C, 79435C
Soil and Water Conservation Program	
Soil and Water Conservation Core	

1. CORE FINANCIAL SUMMARY

	FY 2015 Budget Request			
	GR	Federal	Other	Total
PS	0	0	1,352,624	1,352,624
EE	0	400,000	666,732	1,066,732
PSD	0	600,000	41,643,820	42,243,820
Total	0	1,000,000	43,663,176	44,663,176
FTE	0.00	0.00	32.86	32.86

	FY 2015 Governor's Recommendation			
	GR	Fed	Other	Total
PS	0	0	1,352,624	1,352,624
EE	0	400,000	666,732	1,066,732
PSD	0	600,000	41,643,820	42,243,820
Total	0	1,000,000	43,663,176	44,663,176
FTE	0.00	0.00	32.86	32.86

Est. Fringe	0	0	634,381	634,381
--------------------	---	---	---------	---------

Note: Fringes budgeted in House Bill 5 except for certain fringes budgeted directly to MoDOT, Highway Patrol, and Conservation.

Est. Fringe	0	0	679,153	679,153
--------------------	---	---	---------	---------

Note: Fringes budgeted in House Bill 5 except for certain fringes budgeted directly to MoDOT, Highway Patrol, and Conservation.

Other Funds: Soil and Water Sales Tax Fund (0614)

Core Reallocations: The FY 2015 Budget Request includes core reallocations of \$800,000 from the Special Area Land Treatment (SALT) PSD and \$250,000 from the Conservation Equipment and Monitoring Incentive Program for a total reallocation of \$1,050,000 to the Cost-Share program.

2. CORE DESCRIPTION

The Soil and Water Conservation Program (SWCP) and Soil and Water Districts Commission provide leadership and support, both financial and technical, to the 114 Soil and Water Conservation Districts (SWCDs) throughout the state. The SWCP staff is responsible for the administration of the Cost-Share, Agricultural Nonpoint Source Special Area Land Treatment (AgNPS SALT), Conservation Equipment and Monitoring Incentive, and District Grant programs as well as various research and planning projects. The SWCP staff administers the conservation programs through the SWCDs for the control and reduction of soil erosion on agricultural land and in protection of water resources; provides direct assistance in training, education, accounting/auditing, information technology and public information programs to the districts; provides administrative support for the Commission activities involving stakeholders and partners on the local, state and national level; and processes between five to ten thousand contracts and payments annually. Through all of these activities, approximately \$40 million is available for the installation of soil and water conservation practices on agricultural land and to support the operation of each district.

CORE DECISION ITEM

Department of Natural Resources	Budget Unit <u>78850C, 79435C</u>
Soil and Water Conservation Program	
Soil and Water Conservation Core	

2. CORE DESCRIPTION (continued)

The Soil and Water Conservation Program Specific Distribution (PSD) appropriations consist of financial assistance programs including Cost-Share, AgNPS SALT, District Grant Program, Conservation Equipment and Monitoring Incentive Program, and grants to state universities for soil and water conservation research. There is also appropriation authority to pass through federal funding for demonstration or technical assistance projects as funding allows. Our conservation programs and Soil and Water Conservation Districts are locally and nationally acclaimed as a very successful means to help reduce soil erosion and address water quality problems on agricultural land using voluntary programs throughout the state. Missouri's initiatives in these areas are recognized nationwide as models for other states.

Costs of these conservation practices are such that most landowners could not implement them without the financial incentives and technical assistance from the Parks, Soils and Water Sales Tax.

3. PROGRAM LISTING (list programs included in this core funding)

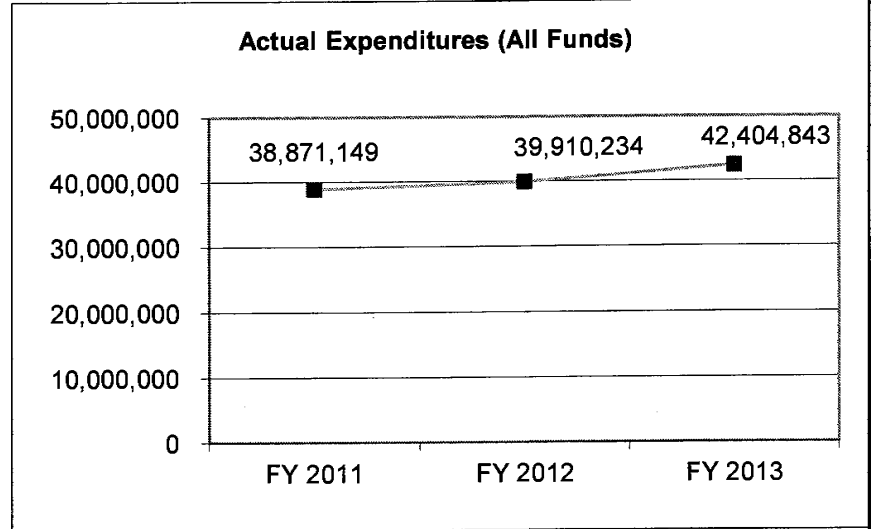
Soil and Water Conservation Program

CORE DECISION ITEM

Department of Natural Resources	Budget Unit 78850C, 79435C
Soil and Water Conservation Program	
Soil and Water Conservation Core	

4. FINANCIAL HISTORY

	FY 2011 Actual	FY 2012 Actual	FY 2013 Actual	FY 2014 Current Yr.
Appropriation (All Funds) (1 & 2)	43,988,831	43,413,831	49,454,667	44,663,176
Less Reverted (All Funds)	0	0	0	N/A
Budget Authority (All Funds)	43,988,831	43,413,831	49,454,667	N/A
Actual Expenditures (All Funds)	38,871,149	39,910,234	42,404,843	N/A
Unexpended (All Funds)	5,117,682	3,503,597	7,049,824	N/A
Unexpended, by Fund:				
General Revenue	0	0	0	N/A
Federal	100,000	100,000	72,595	N/A
Other	5,017,682	3,403,597	6,977,229	N/A
	(1)	(1)	(1)	



Reverted includes Governor's standard 3 percent reserve (when applicable) and any expenditure restrictions.
Actual expenditures for all fiscal years are as of June 30 and do not include lapse period activities.

NOTES:

- (1) Financial data includes operating and pass-through appropriations. In many cases, pass-through appropriations are set at a level to encumber and pay our commitments, which often span multiple fiscal years causing high unexpended balances.
- (2) FY 2014 PSD core appropriations are as follows: Demonstration Projects and Technical Assistance at \$1,000,000; Grants to Districts at \$11,680,570; Cost-Share at \$27,700,000; Conservation Equipment and Monitoring Incentive Program at \$500,000; Special Area Land Treatment at \$1,600,000; and Research Grants at \$200,000.

CORE DECISION ITEM

Department of Natural Resources	Budget Unit <u>78850C, 79435C</u>
Soil and Water Conservation Program	
Soil and Water Conservation Core	

4. FINANCIAL HISTORY (continued)

Soil and Water Conservation Core - Reconciliation

	FY 2011	FY 2012	FY 2013	FY 2014	FY 2015
	Actual	Actual	Actual	Current	Gov Rec
Soil and Water Conservation Operations (78850C)	1,490,181	1,618,339	1,598,333	1,982,606	1,982,606
Soil and Water Conservation PSDs (79435C)	37,380,968	38,291,895	40,806,510	42,680,570	42,680,570
Total	38,871,149	39,910,234	42,404,843	44,663,176	44,663,176

CORE RECONCILIATION DETAIL

DEPARTMENT OF NATURAL RESOURCES
SOIL & WATER CONSERVATION

5. CORE RECONCILIATION DETAIL

	Budget Class	FTE	GR	Federal	Other	Total	Explanation
TAFP AFTER VETOES							
	PS	32.86	0	0	1,352,624	1,352,624	
	EE	0.00	0	0	629,982	629,982	
	Total	32.86	0	0	1,982,606	1,982,606	
DEPARTMENT CORE REQUEST							
	PS	32.86	0	0	1,352,624	1,352,624	
	EE	0.00	0	0	629,982	629,982	
	Total	32.86	0	0	1,982,606	1,982,606	
GOVERNOR'S RECOMMENDED CORE							
	PS	32.86	0	0	1,352,624	1,352,624	
	EE	0.00	0	0	629,982	629,982	
	Total	32.86	0	0	1,982,606	1,982,606	

CORE RECONCILIATION DETAIL

DEPARTMENT OF NATURAL RESOURCES
SOIL & WATER CONSERVATION PSD

5. CORE RECONCILIATION DETAIL

			Budget Class	FTE	GR	Federal	Other	Total	Explanation
TAFP AFTER VETOES									
			EE	0.00	0	400,000	36,750	436,750	
			PD	0.00	0	600,000	41,643,820	42,243,820	
			Total	0.00	0	1,000,000	41,680,570	42,680,570	
DEPARTMENT CORE ADJUSTMENTS									
Core Reallocation	1436 1425		PD	0.00	0	0	1,050,000	1,050,000	Core reallocations will more closely align the budget with planned spending.
Core Reallocation	1436 1427		PD	0.00	0	0	(250,000)	(250,000)	Core reallocations will more closely align the budget with planned spending.
Core Reallocation	1436 1420		PD	0.00	0	0	(800,000)	(800,000)	Core reallocations will more closely align the budget with planned spending.
			NET DEPARTMENT CHANGES	0.00	0	0	0	0	
DEPARTMENT CORE REQUEST									
			EE	0.00	0	400,000	36,750	436,750	
			PD	0.00	0	600,000	41,643,820	42,243,820	
			Total	0.00	0	1,000,000	41,680,570	42,680,570	
GOVERNOR'S RECOMMENDED CORE									
			EE	0.00	0	400,000	36,750	436,750	
			PD	0.00	0	600,000	41,643,820	42,243,820	
			Total	0.00	0	1,000,000	41,680,570	42,680,570	

Department of Natural Resources

DECISION ITEM DETAIL

Budget Unit	FY 2013	FY 2013	FY 2014	FY 2014	FY 2015	FY 2015	FY 2015	FY 2015
Decision Item	ACTUAL	ACTUAL	BUDGET	BUDGET	DEPT REQ	DEPT REQ	GOV REC	GOV REC
Budget Object Class	DOLLAR	FTE	DOLLAR	FTE	DOLLAR	FTE	DOLLAR	FTE
SOIL & WATER CONSERVATION								
CORE								
ADMIN OFFICE SUPPORT ASSISTANT	59,070	2.00	88,912	3.00	29,422	1.00	29,422	1.00
SR OFC SUPPORT ASST (KEYBRD)	29,905	1.12	26,996	1.00	25,330	1.00	25,330	1.00
SENIOR AUDITOR	0	0.00	0	0.00	51,322	1.00	51,322	1.00
PUBLIC INFORMATION COOR	21,202	0.48	35,596	0.80	35,566	0.80	35,566	0.80
ENV EDUCATION & INFO SPEC II	40,983	1.00	41,300	1.00	41,266	1.00	41,266	1.00
EXECUTIVE II	38,009	1.00	38,321	1.00	38,290	1.00	38,290	1.00
MANAGEMENT ANALYSIS SPEC I	38,692	1.00	39,006	1.00	38,974	1.00	38,974	1.00
MANAGEMENT ANALYSIS SPEC II	0	0.00	0	0.00	39,730	1.00	39,730	1.00
PLANNER III	48,041	1.02	47,461	1.00	47,422	1.00	47,422	1.00
ENVIRONMENTAL SPEC I	51,738	1.71	0	0.00	0	0.00	0	0.00
ENVIRONMENTAL SPEC II	10,231	0.29	0	0.00	71,180	2.00	71,180	2.00
ENVIRONMENTAL SPEC III	453,352	11.10	562,762	15.06	429,617	12.81	429,617	12.81
ENVIRONMENTAL SPEC IV	182,421	3.89	235,982	5.00	141,474	3.00	141,474	3.00
ENVIRONMENTAL MGR B2	123,671	2.08	119,143	2.00	226,010	4.00	226,010	4.00
FISCAL & ADMINISTRATIVE MGR B1	21,070	0.43	44,895	1.00	49,954	1.00	49,954	1.00
DESIGNATED PRINCIPAL ASST DIV	23,214	0.45	0	0.00	14,817	0.25	14,817	0.25
STAFF DIRECTOR	72,240	1.00	72,250	1.00	72,250	1.00	72,250	1.00
TOTAL - PS	1,213,839	28.57	1,352,624	32.86	1,352,624	32.86	1,352,624	32.86
TRAVEL, IN-STATE	66,709	0.00	70,775	0.00	70,775	0.00	70,775	0.00
TRAVEL, OUT-OF-STATE	4,521	0.00	6,152	0.00	6,152	0.00	6,152	0.00
SUPPLIES	17,432	0.00	38,000	0.00	38,000	0.00	38,000	0.00
PROFESSIONAL DEVELOPMENT	10,031	0.00	38,000	0.00	38,000	0.00	38,000	0.00
COMMUNICATION SERV & SUPP	22,745	0.00	37,555	0.00	37,555	0.00	37,555	0.00
PROFESSIONAL SERVICES	254,493	0.00	400,000	0.00	400,000	0.00	400,000	0.00
M&R SERVICES	977	0.00	12,000	0.00	12,000	0.00	12,000	0.00
OFFICE EQUIPMENT	941	0.00	1,000	0.00	1,000	0.00	1,000	0.00
OTHER EQUIPMENT	197	0.00	7,000	0.00	7,000	0.00	7,000	0.00
BUILDING LEASE PAYMENTS	2,195	0.00	2,700	0.00	2,700	0.00	2,700	0.00
EQUIPMENT RENTALS & LEASES	235	0.00	800	0.00	800	0.00	800	0.00

Department of Natural Resources

DECISION ITEM DETAIL

Budget Unit	FY 2013	FY 2013	FY 2014	FY 2014	FY 2015	FY 2015	FY 2015	FY 2015
Decision Item	ACTUAL	ACTUAL	BUDGET	BUDGET	DEPT REQ	DEPT REQ	GOV REC	GOV REC
Budget Object Class	DOLLAR	FTE	DOLLAR	FTE	DOLLAR	FTE	DOLLAR	FTE
SOIL & WATER CONSERVATION								
CORE								
MISCELLANEOUS EXPENSES	4,018	0.00	16,000	0.00	16,000	0.00	16,000	0.00
TOTAL - EE	384,494	0.00	629,982	0.00	629,982	0.00	629,982	0.00
GRAND TOTAL	\$1,598,333	28.57	\$1,982,606	32.86	\$1,982,606	32.86	\$1,982,606	32.86
GENERAL REVENUE	\$0	0.00	\$0	0.00	\$0	0.00	\$0	0.00
FEDERAL FUNDS	\$0	0.00	\$0	0.00	\$0	0.00	\$0	0.00
OTHER FUNDS	\$1,598,333	28.57	\$1,982,606	32.86	\$1,982,606	32.86	\$1,982,606	32.86

Department of Natural Resources

DECISION ITEM DETAIL

Budget Unit	FY 2013	FY 2013	FY 2014	FY 2014	FY 2015	FY 2015	FY 2015	FY 2015
Decision Item	ACTUAL	ACTUAL	BUDGET	BUDGET	DEPT REQ	DEPT REQ	GOV REC	GOV REC
Budget Object Class	DOLLAR	FTE	DOLLAR	FTE	DOLLAR	FTE	DOLLAR	FTE
SOIL & WATER CONSERVATION PSD								
CORE								
SUPPLIES	0	0.00	1,900	0.00	1,900	0.00	1,900	0.00
PROFESSIONAL DEVELOPMENT	0	0.00	2,850	0.00	2,850	0.00	2,850	0.00
PROFESSIONAL SERVICES	0	0.00	430,000	0.00	430,000	0.00	430,000	0.00
MISCELLANEOUS EXPENSES	0	0.00	2,000	0.00	2,000	0.00	2,000	0.00
TOTAL - EE	0	0.00	436,750	0.00	436,750	0.00	436,750	0.00
PROGRAM DISTRIBUTIONS	40,806,510	0.00	42,243,820	0.00	42,243,820	0.00	42,243,820	0.00
TOTAL - PD	40,806,510	0.00	42,243,820	0.00	42,243,820	0.00	42,243,820	0.00
GRAND TOTAL	\$40,806,510	0.00	\$42,680,570	0.00	\$42,680,570	0.00	\$42,680,570	0.00
GENERAL REVENUE	\$0	0.00	\$0	0.00	\$0	0.00	\$0	0.00
FEDERAL FUNDS	\$27,405	0.00	\$1,000,000	0.00	\$1,000,000	0.00	\$1,000,000	0.00
OTHER FUNDS	\$40,779,105	0.00	\$41,680,570	0.00	\$41,680,570	0.00	\$41,680,570	0.00

PROGRAM DESCRIPTION

Department of Natural Resources

Soil and Water Conservation Program

Program is found in the following core budgets: Soil and Water Conservation

1. What does this program do?

The Soil and Water Conservation Program (SWCP) and the Soil and Water Districts Commission provide guidance on policy and regulation, and both financial and technical support to the 114 Soil and Water Conservation Districts (SWCDs) throughout the state. The SWCP program staff is responsible for the administration of the Cost-Share, Agricultural Nonpoint Source Special Area Land Treatment (AgNPS SALT), Conservation Equipment and Monitoring Incentive, and District Grant programs as well as various research and partner projects for the control and reduction of soil erosion on agricultural land and in protection of water resources. The SWCP staff processes between five and ten thousand contracts and payments annually providing approximately \$40 million in financial assistance for the installation of soil and water conservation practices and to support the operation of each of the 114 local SWCDs; provides direct assistance in training, information/education, accounting/auditing, information technology and public administration; and supports the Commission in coordinating activities with stakeholders and partners on the local, state and national level. Funding this core item will allow the department to continue Missouri's proactive efforts to address soil erosion and related water quality problems. Missouri's success with the sales tax funding of voluntary conservation programs is recognized around the nation as a model for other states.

The Program's PSDs consist of many financial incentive programs and projects. State Cost-Share, Agricultural Nonpoint Source Special Area Land Treatment (AgNPS SALT), and Conservation Equipment and Monitoring Incentive programs (includes Loan Interest Share Grant Program), provide financial incentives to landowners for installation and adoption of approved conservation practices and techniques. The Cost-Share and AgNPS SALT programs fund up to 75% of the estimated practice costs, with the landowner responsible for the remainder. Costs of these conservation practices are such that many agricultural landowners could not implement them without the financial incentives and technical assistance made available by citizen support of the Parks, Soils and Water Sales Tax. Participation in the programs is voluntary and incentives are provided to landowners to reduce soil erosion impacts from agricultural land and protect the water resources of the state. The conservation practices are designed to maintain soil productivity and prevent continued degradation of water quality of rivers and streams. SWCDs receive cost-share funding based upon a needs assessment of resource concerns. AgNPS SALT projects will continue to be separately planned and budgeted until complete. The Conservation Equipment and Monitoring Incentive Program includes emphasis on incentives for landowners to conduct water quality monitoring of the conservation practices they use in their farm operations located in targeted watersheds. Plans for FY 2015 also include funding for modeling watersheds with a nutrient tracking tool database system in order to determine impacts of sediment and nutrient loading to waters from agricultural lands.

PROGRAM DESCRIPTION

Department of Natural Resources
Soil and Water Conservation Program
Program is found in the following core budgets: Soil and Water Conservation

1. What does this program do (continued)?

Grants to Local Soil and Water Conservation Districts (SWCDs) provide funds for the operation of each of the 114 SWCDs. The locally elected soil and water district board of supervisors budget how the grants will be spent depending on the needs of that district. District Grant funding is provided for managerial/clerical/technical personnel salaries, benefits, information/education programs, equipment and general administrative expenses. These grant funds provide support to the districts for contracting and technical assistance to landowners that participate in the soil and water conservation practice programs. The SWCDs also provide assistance on soil and water conservation resources issues for agricultural landowners and other residents of the soil and water districts who may not participate in these programs. Soil and Water Research Grants provide funding to Missouri state colleges and universities for soil and water conservation related research to gather data for the development and refinement of programs.

Soil and Water Conservation Core - Reconciliation					
	FY 2011 Actual	FY 2012 Actual	FY 2013 Actual	FY 2014 Current	FY 2015 Gov Rec
Soil and Water Conservation Operations (78850C)	1,490,181	1,618,339	1,598,333	1,982,606	1,982,606
Soil and Water Conservation PSDs (79435C)	37,380,968	38,291,895	40,806,510	42,680,570	42,680,570
Total	38,871,149	39,910,234	42,404,843	44,663,176	44,663,176

2. What is the authorization for this program, i.e., federal or state statute, etc.? (Include the federal program number, if applicable.)

Missouri Constitution, Article IV, Section 47a RSMo. 278.080	Sales and Use Tax Levied for Soil and Water Conservation State's Soil and Water Districts Commission
---	---

3. Are there federal matching requirements? If yes, please explain.

Missouri Nutrient Reduction Grant	70% Federal
-----------------------------------	-------------

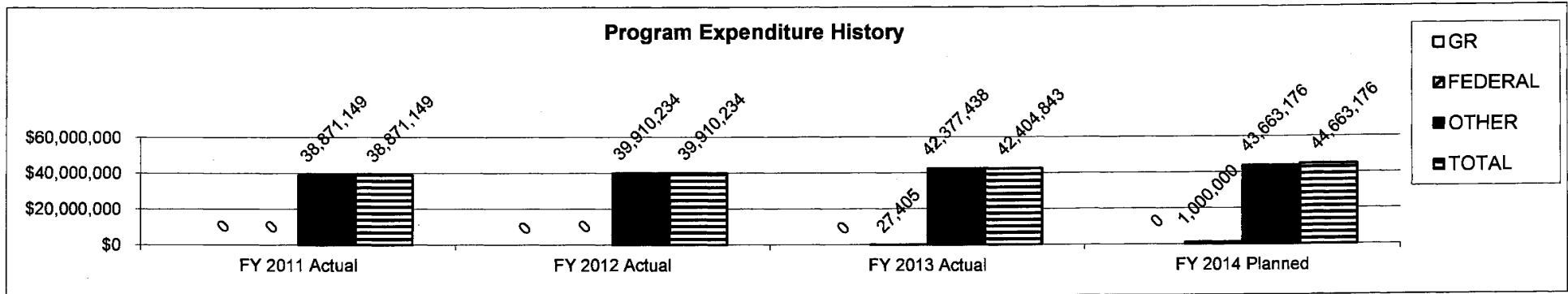
PROGRAM DESCRIPTION

Department of Natural Resources
Soil and Water Conservation Program
Program is found in the following core budgets: Soil and Water Conservation

4. Is this a federally mandated program? If yes, please explain.

No

5. Provide actual expenditures for the prior three fiscal years and planned expenditures for the current fiscal year.



Notes: Actual expenditures for all fiscal years are as of June 30 and do not include lapse period activities. Financial data includes operating and pass-through appropriations. Beginning in FY 2013, core pass-through appropriations are set at a level to encumber and pay our commitments, which often span multiple fiscal years. FY 2014 Planned is shown at full appropriation.

FY 2014 core PSD appropriations are as follows: Demonstration Projects and Technical Assistance at \$1,000,000; Grants to Districts at \$11,680,570; Cost-Share at \$27,700,000; Conservation Equipment and Monitoring Incentive Program at \$500,000; Special Area Land Treatment at \$1,600,000; and Research Grants at \$200,000.

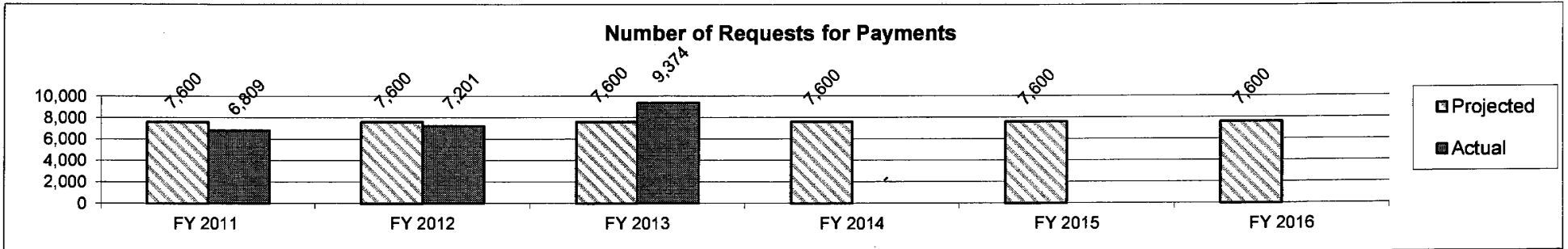
6. What are the sources of the "Other " funds?

Soil and Water Sales Tax Fund (0614)

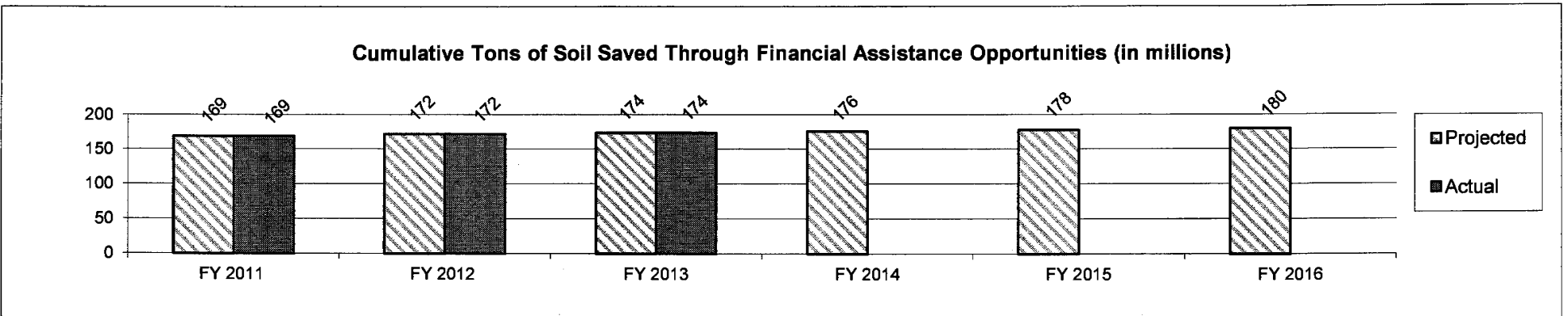
PROGRAM DESCRIPTION

Department of Natural Resources
Soil and Water Conservation Program
 Program is found in the following core budgets: Soil and Water Conservation

7a. Provide an effectiveness measure.



Notes: Each request equals one grant payment. Payments include District Assistance grants, Cost-Share, AgNPS Special Area Land Treatment (SALT) and Conservation Equipment and Monitoring Incentive grants.

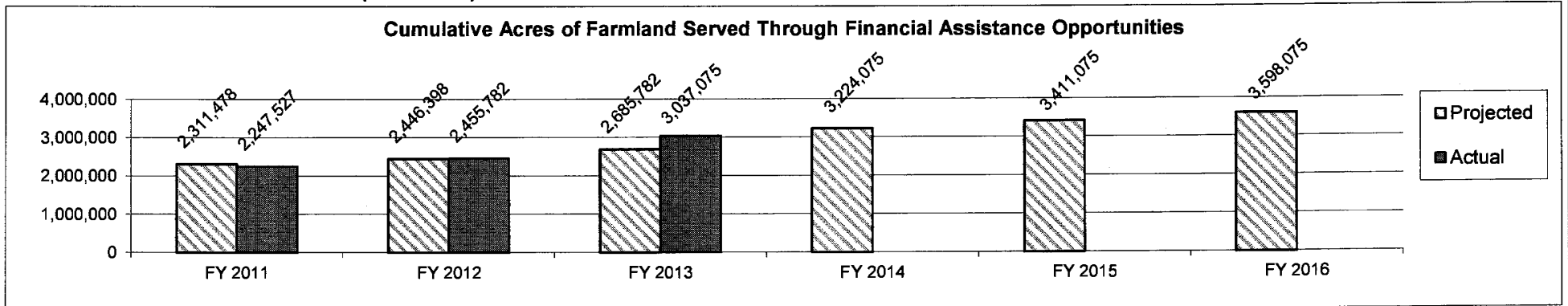


Notes: Tons of soil saved is based and projected on the evaluation criteria for the maintenance life of a conservation practice. Each specific practice saves soil at a rate determined by a federal Revised Universal Soil Loss Equation. Practices implemented save tons of soil, resulting in less sediment entering streams and lakes. Tonnage shown is cumulative since the program began evaluations in FY 1986. Projections are based on trends which indicate additional landowners are voluntarily participating in conservation planning programs as well as starting and completing more practices each year, except years with unforeseen weather or economic impact.

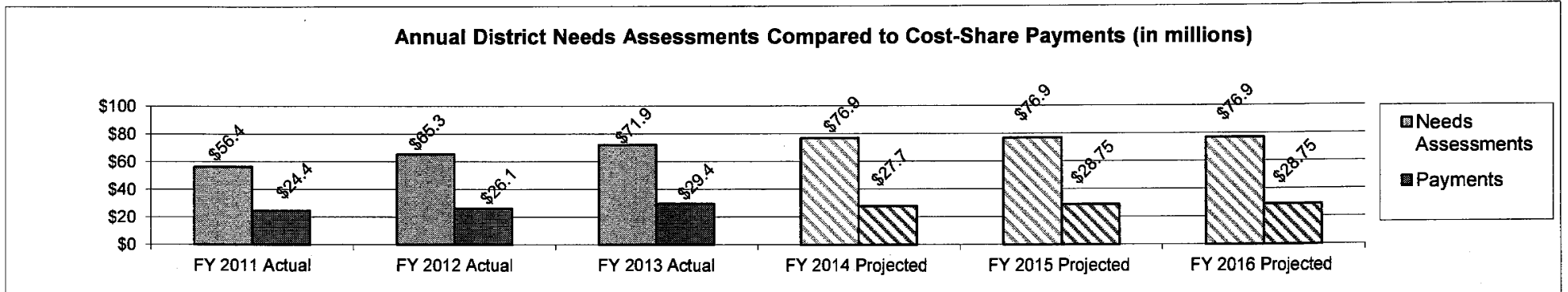
PROGRAM DESCRIPTION

Department of Natural Resources
Soil and Water Conservation Program
 Program is found in the following core budgets: **Soil and Water Conservation**

7a. Provide an effectiveness measure (continued).



Note: Soil conservation practices on agricultural land are also designed to conserve and protect the quality of water resources. The cumulative acres of land with conservation practices provides protection of and improves the quality of water resources on agricultural land.

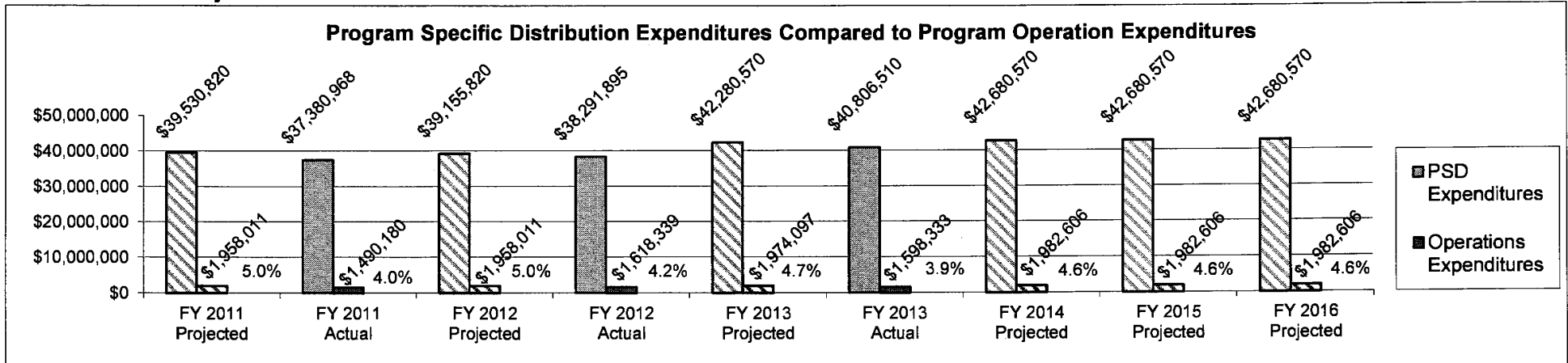


Note: Each county soil and water conservation district board submits annually a resource needs assessment for their district for the upcoming year. The Commission uses the total district needs submitted to evaluate and approve a cost-share allocation to the districts that best meets the state's overall needs, realizing only a portion of the needs can be funded. The program uses the Missouri Soil and Water Information Management System (MOSWIMS) to track allocations and expenditures and provide the Commission with management reports throughout the fiscal year to help maximize available resources.

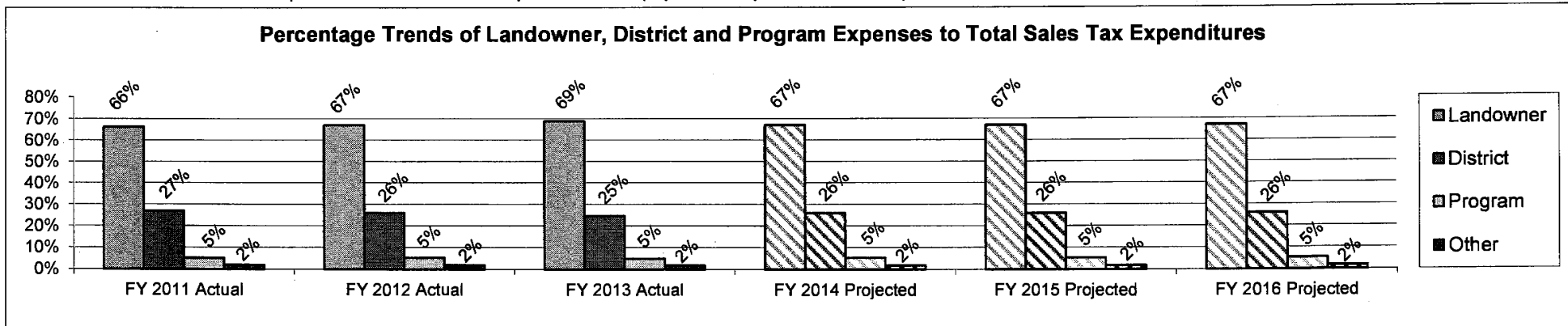
PROGRAM DESCRIPTION

Department of Natural Resources
Soil and Water Conservation Program
Program is found in the following core budgets: Soil and Water Conservation

7b. Provide an efficiency measure.



Note: Calculation shows total personal service and expense and equipment expenditures compared to PSD expenditures.



Note: This is reflective of landowner, district, program and other expenditures. Other expenditures include administrative transfers, miscellaneous support, and costs for other departmental agencies. The department has worked diligently to reduce administrative costs and shift savings to agricultural landowners. Administrative costs were reduced by using innovative online computer contracting, tracking and interface payment systems as well as process reviews and analysis to reduce duplication and inefficiency at all levels and increase customer service where possible.


PROGRAM DESCRIPTION

Department of Natural Resources
Soil and Water Conservation Program
Program is found in the following core budgets: Soil and Water Conservation

7c. Provide the number of clients/individuals served, if applicable.

The Soil and Water Conservation Program (SWCP) provides leadership and support, both financial and technical, to 114 soil and water conservation districts and landowners throughout the state of Missouri.

7d. Provide a customer satisfaction measure, if available.



Note: The Parks, Soils and Water Sales Tax was voted on in August 2006 and passed with 70.8% approval. The Parks, Soils and Water Sales Tax will be resubmitted to the voters in 2016.

NEW DECISION ITEM
RANK: 011 OF 011

Department of Natural Resources	Budget Unit 79435C
Soil and Water Conservation Program	
Cost-Share Expansion	DI# 1780007

1. AMOUNT OF REQUEST

	FY 2015 Budget Request			
	GR	Federal	Other	Total
PS	0	0	0	0
EE	0	0	0	0
PSD	0	0	2,250,000	2,250,000
Total	0	0	2,250,000	2,250,000
FTE	0.00	0.00	0.00	0.00

	FY 2015 Governor's Recommendation			
	GR	Fed	Other	Total
PS	0	0	0	0
EE	0	0	0	0
PSD	0	0	2,250,000	2,250,000
Total	0	0	2,250,000	2,250,000
FTE	0.00	0.00	0.00	0.00

Est. Fringe	0	0	0	0
--------------------	---	---	---	---

Note: Fringes budgeted in House Bill 5 except for certain fringes budgeted directly to MoDOT, Highway Patrol, and Conservation.

Est. Fringe	0	0	0	0
--------------------	---	---	---	---

Note: Fringes budgeted in House Bill 5 except for certain fringes budgeted directly to MoDOT, Highway Patrol, and Conservation.

Other Funds: Soil and Water Sales Tax Fund (0614)

2. THIS REQUEST CAN BE CATEGORIZED AS:

<input type="checkbox"/> New Legislation	<input type="checkbox"/> New Program	<input type="checkbox"/> Supplemental
<input type="checkbox"/> Federal Mandate	<input checked="" type="checkbox"/> Program Expansion	<input type="checkbox"/> Cost to Continue
<input type="checkbox"/> GR Pick-Up	<input type="checkbox"/> Space Request	<input type="checkbox"/> Equipment Replacement
<input type="checkbox"/> Pay Plan	<input type="checkbox"/> Other: _____	

NEW DECISION ITEM

RANK: 011 OF 011

Department of Natural Resources	Budget Unit <u>79435C</u>
Soil and Water Conservation Program	
Cost-Share Expansion	DI# <u>1780007</u>

3. WHY IS THIS FUNDING NEEDED? PROVIDE AN EXPLANATION FOR ITEMS CHECKED IN #2. INCLUDE THE FEDERAL OR STATE STATUTORY OR CONSTITUTIONAL AUTHORIZATION FOR THIS PROGRAM.

Expanding the current Cost-Share \$27,700,000 budget authority would help address erosion control and water quality needs facing Missouri's agricultural land. Increased severity of weather systems (drought, flood etc.) has increased the need for erosion and water quality practices. According to preliminary reporting from the United States Department of Agriculture (USDA) Natural Resources Conservation Services (NRCS), most recent data reflects erosion rates in Missouri have increased for the first time since the inception of the Parks, Soils and Water Sales Tax. Construction and planting projects unimplemented due to weather constraints have left a balance of funds needing budget authority to complete projects when weather permits.

4. DESCRIBE THE DETAILED ASSUMPTIONS USED TO DERIVE THE SPECIFIC REQUESTED AMOUNT. (How did you determine that the requested number of FTE were appropriate? From what source or standard did you derive the requested levels of funding? Were alternatives such as outsourcing or automation considered? If based on new legislation, does request tie to TAFP fiscal note? If not, explain why. Detail which portions of the request are one-times and how those amounts were calculated.)

Annually, each county soil and water conservation district board submits a resource needs assessment for their district for the upcoming year. The Commission utilizes the total district needs submitted to evaluate and approve a cost-share allocation to the districts that best meets the overall state needs. Needs assessment requests submitted for FY 2014 exceeded \$76.9 million and is expected to increase in the upcoming years. An increase in budget authority will allow the Commission to better align allocations with the increased need.

The FY 2015 core budget request includes reallocations of appropriation authority to the Cost-Share Program from the AgNPS Special Area Land Treatment (SALT) and Conservation Equipment and Monitoring Incentives Programs. The appropriation authority became available for reallocation as projects were completed and obligation balances declined. However, these reallocations are not sufficient to reach a targeted level of funding for the Cost-Share Program (\$31 million total). Additional authority is requested.

Target Funding	\$31,000,000
Less: Core Appropriation	(27,700,000)
Reallocation from SALT	(800,000)
and Conservation Incentive	<u>(250,000)</u>
Expansion Requested	\$ 2,250,000

NEW DECISION ITEM

RANK: 011 OF 011

Department of Natural Resources	Budget Unit 79435C
Soil and Water Conservation Program	
Cost-Share Expansion	DI# 1780007

5. BREAK DOWN THE REQUEST BY BUDGET OBJECT CLASS, JOB CLASS, AND FUND SOURCE. IDENTIFY ONE-TIME COSTS.

	Dept Req GR DOLLARS	Dept Req GR FTE	Dept Req FED DOLLARS	Dept Req FED FTE	Dept Req OTHER DOLLARS	Dept Req OTHER FTE	Dept Req TOTAL DOLLARS	Dept Req TOTAL FTE	Dept Req One-Time DOLLARS
							0	0.00	
Total PS	0	0.00	0	0.00	0	0.00	0	0.00	0
Total EE	0		0		0		0		0
Program Distributions			0		2,250,000		2,250,000		
Total PSD	0		0		2,250,000		2,250,000		0
Grand Total	0	0.00	0	0.00	2,250,000	0.00	2,250,000	0.00	0

	Gov Rec GR DOLLARS	Gov Rec GR FTE	Gov Rec FED DOLLARS	Gov Rec FED FTE	Gov Rec OTHER DOLLARS	Gov Rec OTHER FTE	Gov Rec TOTAL DOLLARS	Gov Rec TOTAL FTE	Gov Rec One-Time DOLLARS
							0	0.00	
Total PS	0	0.00	0	0.00	0	0.00	0	0.00	0
Total EE	0		0		0		0		0
Program Distributions			0		2,250,000		2,250,000		
Total PSD	0		0		2,250,000		2,250,000		0
Grand Total	0	0.00	0	0.00	2,250,000	0.00	2,250,000	0.00	0

NEW DECISION ITEM
RANK: 011 OF 011

Department of Natural Resources Budget Unit 79435C
Soil and Water Conservation Program
Cost-Share Expansion DI# 1780007

6. PERFORMANCE MEASURES (If new decision item has an associated core, separately identify projected performance with & without additional funding.)

6a. Provide an effectiveness measure.

Distributing an additional \$2,250,000 would allow implementation of an estimated 541 practices (contracts/payments) saving an estimated 234,320 tons of soil.

6b. Provide an efficiency measure.


Correcting erosion and water quality issues as soon as possible will allow projects to be completed at a lower cost. Increasing Cost-Share authority allows for timely completion of projects, saving funding as costs continue to increase.

6c. Provide the number of clients/individuals served, if applicable.

The 114 Soil and Water Conservation Districts currently serve an estimated 5,000 to 10,000 landowners. This estimate is based on the number of cost-share contracts paid and the number of technical assistance contacts with landowners who complete conservation practices but do not request, or may not be eligible for, financial assistance.

6d. Provide a customer satisfaction measure, if available.

A satisfaction survey is mailed to each landowner who receives financial assistance through the SWCP. State cost-share is available to many landowners who do not meet the criteria for federal funding for conservation programs and would not otherwise be able to afford to implement practices on their land.



Note: The Parks, Soils and Water Sales Tax was voted on in August 2006 and passed with 70.8% approval. The Parks, Soils and Water Sales Tax will be resubmitted to the voters in 2016.

7. STRATEGIES TO ACHIEVE THE PERFORMANCE MEASUREMENT TARGETS:

The additional appropriation will be allocated to the 114 SWCDs based on conservation needs and ability to complete projects.

Department of Natural Resources

DECISION ITEM DETAIL

Budget Unit	FY 2013	FY 2013	FY 2014	FY 2014	FY 2015	FY 2015	FY 2015	FY 2015
Decision Item	ACTUAL	ACTUAL	BUDGET	BUDGET	DEPT REQ	DEPT REQ	GOV REC	GOV REC
Budget Object Class	DOLLAR	FTE	DOLLAR	FTE	DOLLAR	FTE	DOLLAR	FTE
SOIL & WATER CONSERVATION PSD								
Cost-Share Expansion - 1780007								
PROGRAM DISTRIBUTIONS	0	0.00	0	0.00	2,250,000	0.00	2,250,000	0.00
TOTAL - PD	0	0.00	0	0.00	2,250,000	0.00	2,250,000	0.00
GRAND TOTAL	\$0	0.00	\$0	0.00	\$2,250,000	0.00	\$2,250,000	0.00
GENERAL REVENUE	\$0	0.00	\$0	0.00	\$0	0.00	\$0	0.00
FEDERAL FUNDS	\$0	0.00	\$0	0.00	\$0	0.00	\$0	0.00
OTHER FUNDS	\$0	0.00	\$0	0.00	\$2,250,000	0.00	\$2,250,000	0.00

This page was intentionally left blank.

**Division of Environmental Quality
FY 2015 Governor's Recommendation**

Page	DEQ Core:	GR	Fed	Other	Total	FTE
70	Water Protection Program	552,982	42,644,678	462,041,727	505,239,387	164.69
108	Air Pollution Control Program	0	8,443,714	6,085,803	14,529,517	107.98
139	Hazardous Waste Program	0	5,559,520	5,549,475	11,108,995	134.42
186	Solid Waste Management Program	16,387	200	15,712,323	15,728,910	38.00
222	Land Reclamation Program	0	4,387,065	1,436,412	5,823,477	23.00
241	Regional Offices	2,440,152	3,755,092	4,527,577	10,722,821	212.15
256	Environmental Services Program	1,437,736	2,581,030	2,156,643	6,175,409	93.00
283	DEQ Administration	0	2,246,075	1,172,120	3,418,195	23.00
Total Core		4,447,257	69,617,374	498,682,080	572,746,711	796.24
% of Core		1%	12%	87%	100%	
DEQ NDIs:						
165	HWP Superfund Obligations	22,000	0	0	22,000	0.00
210	Solid Waste Forfeitures PSD & Transfer	1	0	964,613	964,614	0.00
Total NDIs		22,001	0	964,613	986,614	0.00
Grand Total		4,469,258	69,617,374	499,646,693	573,733,325	796.24
% of Core & NDI		1%	12%	87%	100%	

Note: This summary does not include items in the Agency Wide budget that may also involve DEQ.

This page was intentionally left blank.

Department of Natural Resources

DECISION ITEM SUMMARY

Budget Unit									
Decision Item	FY 2013	FY 2013	FY 2014	FY 2014	FY 2015	FY 2015	FY 2015	FY 2015	FY 2015
Budget Object Summary	ACTUAL	ACTUAL	BUDGET	BUDGET	DEPT REQ	DEPT REQ	GOV REC	GOV REC	GOV REC
Fund	DOLLAR	FTE	DOLLAR	FTE	DOLLAR	FTE	DOLLAR	FTE	FTE
WATER PROTECTION PROGRAM									
CORE									
PERSONAL SERVICES									
GENERAL REVENUE	383,005	8.80	386,476	9.00	386,476	9.00	386,476	9.00	9.00
DEPT NATURAL RESOURCES	2,888,219	69.36	3,245,181	74.96	3,135,519	72.21	3,135,519	72.21	72.21
NATURAL RESOURCES PROTECTION	14,299	0.21	24,588	0.35	24,588	0.35	24,588	0.35	0.35
NRP-WATER POLLUTION PERMIT FEE	1,480,820	34.95	1,933,000	46.53	2,042,662	49.28	2,042,662	49.28	49.28
SOLID WASTE MANAGEMENT	4,700	0.07	4,918	0.07	4,918	0.07	4,918	0.07	0.07
UNDERGROUND STOR TANK REG PROG	5,026	0.07	8,430	0.12	8,430	0.12	8,430	0.12	0.12
WATER & WASTEWATER LOAN FUND	1,074,050	24.02	925,751	19.80	925,751	19.80	925,751	19.80	19.80
HAZARDOUS WASTE FUND	2,235	0.03	3,514	0.05	3,514	0.05	3,514	0.05	0.05
SAFE DRINKING WATER FUND	459,177	12.14	477,568	13.81	477,568	13.81	477,568	13.81	13.81
TOTAL - PS	6,311,531	149.65	7,009,426	164.69	7,009,426	164.69	7,009,426	164.69	164.69
EXPENSE & EQUIPMENT									
GENERAL REVENUE	163,234	0.00	166,506	0.00	166,506	0.00	166,506	0.00	0.00
DEPT NATURAL RESOURCES	1,175,472	0.00	1,794,721	0.00	2,009,159	0.00	2,009,159	0.00	0.00
NATURAL RESOURCES PROTECTION	6,897	0.00	22,827	0.00	22,827	0.00	22,827	0.00	0.00
NRP-WATER POLLUTION PERMIT FEE	416,657	0.00	934,980	0.00	720,542	0.00	720,542	0.00	0.00
WATER & WASTEWATER LOAN FUND	35,134	0.00	81,675	0.00	81,675	0.00	81,675	0.00	0.00
SAFE DRINKING WATER FUND	393,855	0.00	730,435	0.00	730,435	0.00	730,435	0.00	0.00
TOTAL - EE	2,191,249	0.00	3,731,144	0.00	3,731,144	0.00	3,731,144	0.00	0.00
PROGRAM-SPECIFIC									
NRP-WATER POLLUTION PERMIT FEE	0	0.00	5,000	0.00	5,000	0.00	5,000	0.00	0.00
TOTAL - PD	0	0.00	5,000	0.00	5,000	0.00	5,000	0.00	0.00
TOTAL	8,502,780	149.65	10,745,570	164.69	10,745,570	164.69	10,745,570	164.69	164.69
Pay Plan FY14-Cost to Continue - 0000014									
PERSONAL SERVICES									
GENERAL REVENUE	0	0.00	0	0.00	2,253	0.00	2,253	0.00	0.00
DEPT NATURAL RESOURCES	0	0.00	0	0.00	18,745	0.00	18,745	0.00	0.00
NATURAL RESOURCES PROTECTION	0	0.00	0	0.00	88	0.00	88	0.00	0.00
NRP-WATER POLLUTION PERMIT FEE	0	0.00	0	0.00	11,634	0.00	11,634	0.00	0.00
SOLID WASTE MANAGEMENT	0	0.00	0	0.00	18	0.00	18	0.00	0.00
UNDERGROUND STOR TANK REG PROG	0	0.00	0	0.00	30	0.00	30	0.00	0.00
WATER & WASTEWATER LOAN FUND	0	0.00	0	0.00	4,701	0.00	4,701	0.00	0.00

1/21/14 19:06

im_disummary

Department of Natural Resources

DECISION ITEM SUMMARY

Budget Unit								
Decision Item	FY 2013	FY 2013	FY 2014	FY 2014	FY 2015	FY 2015	FY 2015	FY 2015
Budget Object Summary	ACTUAL	ACTUAL	BUDGET	BUDGET	DEPT REQ	DEPT REQ	GOV REC	GOV REC
Fund	DOLLAR	FTE	DOLLAR	FTE	DOLLAR	FTE	DOLLAR	FTE
WATER PROTECTION PROGRAM								
Pay Plan FY14-Cost to Continue - 0000014								
PERSONAL SERVICES								
HAZARDOUS WASTE FUND	0	0.00	0	0.00	13	0.00	13	0.00
SAFE DRINKING WATER FUND	0	0.00	0	0.00	3,458	0.00	3,458	0.00
TOTAL - PS	0	0.00	0	0.00	40,940	0.00	40,940	0.00
TOTAL	0	0.00	0	0.00	40,940	0.00	40,940	0.00
Pay Plan FY15-COLA - 0000015								
PERSONAL SERVICES								
GENERAL REVENUE	0	0.00	0	0.00	0	0.00	5,344	0.00
DEPT NATURAL RESOURCES	0	0.00	0	0.00	0	0.00	43,370	0.00
NATURAL RESOURCES PROTECTION	0	0.00	0	0.00	0	0.00	339	0.00
NRP-WATER POLLUTION PERMIT FEE	0	0.00	0	0.00	0	0.00	28,247	0.00
SOLID WASTE MANAGEMENT	0	0.00	0	0.00	0	0.00	68	0.00
UNDERGROUND STOR TANK REG PROG	0	0.00	0	0.00	0	0.00	116	0.00
WATER & WASTEWATER LOAN FUND	0	0.00	0	0.00	0	0.00	12,794	0.00
HAZARDOUS WASTE FUND	0	0.00	0	0.00	0	0.00	48	0.00
SAFE DRINKING WATER FUND	0	0.00	0	0.00	0	0.00	6,615	0.00
TOTAL - PS	0	0.00	0	0.00	0	0.00	96,941	0.00
TOTAL	0	0.00	0	0.00	0	0.00	96,941	0.00
GRAND TOTAL	\$8,502,780	149.65	\$10,745,570	164.69	\$10,786,510	164.69	\$10,883,451	164.69

Department of Natural Resources

DECISION ITEM SUMMARY

Budget Unit	FY 2013	FY 2013	FY 2014	FY 2014	FY 2015	FY 2015	FY 2015	FY 2015
Decision Item	ACTUAL	ACTUAL	BUDGET	BUDGET	DEPT REQ	DEPT REQ	GOV REC	GOV REC
Budget Object Summary	DOLLAR	FTE	DOLLAR	FTE	DOLLAR	FTE	DOLLAR	FTE
Fund	DOLLAR	FTE	DOLLAR	FTE	DOLLAR	FTE	DOLLAR	FTE
WATER INFRASTRUCTURE								
CORE								
EXPENSE & EQUIPMENT								
WATER & WASTEWATER LOAN REVOLV	0	0.00	1,100,000	0.00	0	0.00	0	0.00
TOTAL - EE	0	0.00	1,100,000	0.00	0	0.00	0	0.00
PROGRAM-SPECIFIC								
STORMWATER A-2002-37H	0	0.00	10,000	0.00	10,000	0.00	10,000	0.00
WPC SERIES A 2007-37G	66,096	0.00	10,000	0.00	10,000	0.00	10,000	0.00
WPC SERIES A 2007-37E	50,327	0.00	20,000	0.00	20,000	0.00	20,000	0.00
NRP-WATER POLLUTION PERMIT FEE	0	0.00	10,839,999	0.00	10,839,999	0.00	10,839,999	0.00
WATER & WASTEWATER LOAN REVOLV	10,061,671	0.00	265,339,825	0.00	280,911,185	0.00	280,911,185	0.00
WATER & WASTEWATER LOAN FUND	118,261,513	0.00	168,000,000	0.00	153,528,640	0.00	153,528,640	0.00
STORM WATER LOAN REVOLVING	0	0.00	6,514,141	0.00	6,514,141	0.00	6,514,141	0.00
RURAL WATER AND SEWER LOAN REV	246,015	0.00	1,800,000	0.00	1,800,000	0.00	1,800,000	0.00
TOTAL - PD	128,685,622	0.00	452,533,965	0.00	453,633,965	0.00	453,633,965	0.00
TOTAL	128,685,622	0.00	453,633,965	0.00	453,633,965	0.00	453,633,965	0.00
Clean Wtr & Drinking Wtr SRF - 1780005								
PROGRAM-SPECIFIC								
WATER & WASTEWATER LOAN REVOLV	0	0.00	0	0.00	167,104,711	0.00	0	0.00
WATER & WASTEWATER LOAN FUND	0	0.00	0	0.00	37,000,000	0.00	0	0.00
TOTAL - PD	0	0.00	0	0.00	204,104,711	0.00	0	0.00
TOTAL	0	0.00	0	0.00	204,104,711	0.00	0	0.00
GRAND TOTAL	\$128,685,622	0.00	\$453,633,965	0.00	\$657,738,676	0.00	\$453,633,965	0.00

Department of Natural Resources

DECISION ITEM SUMMARY

Budget Unit	FY 2013	FY 2013	FY 2014	FY 2014	FY 2015	FY 2015	FY 2015	FY 2015
Decision Item	ACTUAL	ACTUAL	BUDGET	BUDGET	DEPT REQ	DEPT REQ	GOV REC	GOV REC
Budget Object Summary	DOLLAR	FTE	DOLLAR	FTE	DOLLAR	FTE	DOLLAR	FTE
Fund	DOLLAR	FTE	DOLLAR	FTE	DOLLAR	FTE	DOLLAR	FTE
WATER QUALITY STUDIES								
CORE								
EXPENSE & EQUIPMENT								
DEPT NATURAL RESOURCES	2,033,347	0.00	1,020,001	0.00	1,020,001	0.00	1,020,001	0.00
NRP-WATER POLLUTION PERMIT FEE	462,465	0.00	120,001	0.00	120,001	0.00	120,001	0.00
SAFE DRINKING WATER FUND	207,248	0.00	599,852	0.00	599,852	0.00	599,852	0.00
TOTAL - EE	2,703,060	0.00	1,739,854	0.00	1,739,854	0.00	1,739,854	0.00
PROGRAM-SPECIFIC								
DEPT NATURAL RESOURCES	2,651,759	0.00	36,479,999	0.00	36,479,999	0.00	36,479,999	0.00
NRP-WATER POLLUTION PERMIT FEE	0	0.00	2,579,999	0.00	2,579,999	0.00	2,579,999	0.00
TOTAL - PD	2,651,759	0.00	39,059,998	0.00	39,059,998	0.00	39,059,998	0.00
TOTAL	5,354,819	0.00	40,799,852	0.00	40,799,852	0.00	40,799,852	0.00
GRAND TOTAL	\$5,354,819	0.00	\$40,799,852	0.00	\$40,799,852	0.00	\$40,799,852	0.00

Department of Natural Resources

DECISION ITEM SUMMARY

Budget Unit								
Decision Item	FY 2013	FY 2013	FY 2014	FY 2014	FY 2015	FY 2015	FY 2015	FY 2015
Budget Object Summary	ACTUAL	ACTUAL	BUDGET	BUDGET	DEPT REQ	DEPT REQ	GOV REC	GOV REC
Fund	DOLLAR	FTE	DOLLAR	FTE	DOLLAR	FTE	DOLLAR	FTE
CAFO CLOSURES								
CORE								
EXPENSE & EQUIPMENT								
CONCENT ANIMAL FEEDING	0	0.00	6	0.00	6	0.00	6	0.00
TOTAL - EE	0	0.00	6	0.00	6	0.00	6	0.00
PROGRAM-SPECIFIC								
CONCENT ANIMAL FEEDING	0	0.00	59,994	0.00	59,994	0.00	59,994	0.00
TOTAL - PD	0	0.00	59,994	0.00	59,994	0.00	59,994	0.00
TOTAL	0	0.00	60,000	0.00	60,000	0.00	60,000	0.00
GRAND TOTAL	\$0	0.00	\$60,000	0.00	\$60,000	0.00	\$60,000	0.00

CORE DECISION ITEM

Department of Natural Resources	Budget Unit <u>78847C, 79415C, 79405C, 79425C</u>
Division of Environmental Quality	
Water Protection Program Core	

1. CORE FINANCIAL SUMMARY

	FY 2015 Budget Request					FY 2015 Governor's Recommendation			
	GR	Federal	Other	Total		GR	Fed	Other	Total
PS	386,476	3,135,519	3,487,431	7,009,426	PS	386,476	3,135,519	3,487,431	7,009,426
EE	166,506	3,029,160	2,275,338	5,471,004	EE	166,506	3,029,160	2,275,338	5,471,004
PSD	0	36,479,999	456,278,958	492,758,957	PSD	0	36,479,999	456,278,958	492,758,957
Total	552,982	42,644,678	462,041,727	505,239,387	Total	552,982	42,644,678	462,041,727	505,239,387
FTE	9.00	72.21	83.48	164.69	FTE	9.00	72.21	83.48	164.69

Est. Fringe	181,257	1,470,558	1,635,605	3,287,421
--------------------	---------	-----------	-----------	-----------

Note: Fringes budgeted in House Bill 5 except for certain fringes budgeted directly to MoDOT, Highway Patrol, and Conservation.

Est. Fringe	194,050	1,574,344	1,751,039	3,519,433
--------------------	---------	-----------	-----------	-----------

Note: Fringes budgeted in House Bill 5 except for certain fringes budgeted directly to MoDOT, Highway Patrol, and Conservation.

Other Funds: Stormwater Control Fund (0302); Water Pollution Control Funds (0329, 0330); Natural Resources Protection Fund - Damages Subaccount (0555); Natural Resources Protection Fund - Water Pollution Permit Fee Subaccount (0568); Water and Wastewater Loan Revolving Fund (0602); Water and Wastewater Loan Fund (0649); Safe Drinking Water Fund (0679); Stormwater Loan Revolving Fund (0754); Rural Water and Sewer Loan Revolving Fund (0755); Concentrated Animal Feeding Operation Indemnity Fund (0834)

The FY 2015 budget request includes appropriation authority of \$333,529,824 to be used for encumbrance purposes only related to Water Infrastructure loans and grants and \$26,000,000 to be used for encumbrance purposes only related to Water Quality Studies.

The program requests retention of 25% General Revenue Personal Service and Expense & Equipment flexibility.

The FY 2015 Governor's Recommendation includes restoration of estimated appropriations from Other Funds for the Water Infrastructure pass through appropriations.

Note: This core budget is facing fiscal challenges.

2. CORE DESCRIPTION

The goal of the Water Protection Program is to help ensure clean and safe water for all Missourians, including drinking water, and surface and groundwater for recreational, farming and industrial uses. To accomplish this goal, the program provides financial and technical assistance, issues permits, conducts compliance efforts and classifies water bodies to determine safe levels to protect their uses.

CORE DECISION ITEM

Department of Natural Resources	Budget Unit <u>78847C, 79415C, 79405C, 79425C</u>
Division of Environmental Quality	
Water Protection Program Core	
2. CORE DESCRIPTION (continued)	
<p><u>Water Infrastructure</u> addresses inadequate treatment of sewage, water used for drinking water supplies, and storm water runoff that causes public health hazards and pollutes streams and lakes. The construction of public drinking water or wastewater treatment facilities is expensive and many Missouri communities need financial assistance to meet these costs. The department operates several grant and loan programs to assist political subdivisions to construct adequate wastewater, storm water and drinking water treatment facilities. This item requests the core appropriation to provide financial assistance to Missouri communities and public water supply systems for construction and expansion of drinking water and wastewater treatment projects.</p> <p><u>Water Quality Studies</u> provides funding to help protect the integrity of public water systems and the quality of groundwater, streams and lakes. Projects, subgrants and contracts are administered by the department to protect water quality.</p> <p>Public Drinking Water Sample Analysis ensures that public water systems are routinely tested for possible contamination, thereby ensuring that the drinking water supplied by public water systems is safe and the health of Missouri's citizens is protected.</p> <p>Water Quality Studies gather information that is used to develop strategic initiatives toward protection of the quality of Missouri's groundwater, streams and lakes. These water resources are important to the state's citizens and economy for beneficial uses such as drinking water, recreation and support of aquatic life. These studies also assess the technical, managerial and financial capability of public water systems and determine the most appropriate course of action for a small public water system to take to protect and maintain the quality of the source of its water and to ensure the citizens are consistently provided with clean water that is safe to drink.</p> <p><u>CAFO Closures</u> allow for the expenditure of Concentrated Animal Feeding Operation Indemnity Funds for closure of certain lagoon structures that have been placed in the control of government due to bankruptcy, failure to pay property taxes or abandonment. In addition, when the department determines that an owner has successfully closed a CAFO, all moneys paid into the fund by such operation are returned to the owner.</p>	

CORE DECISION ITEM

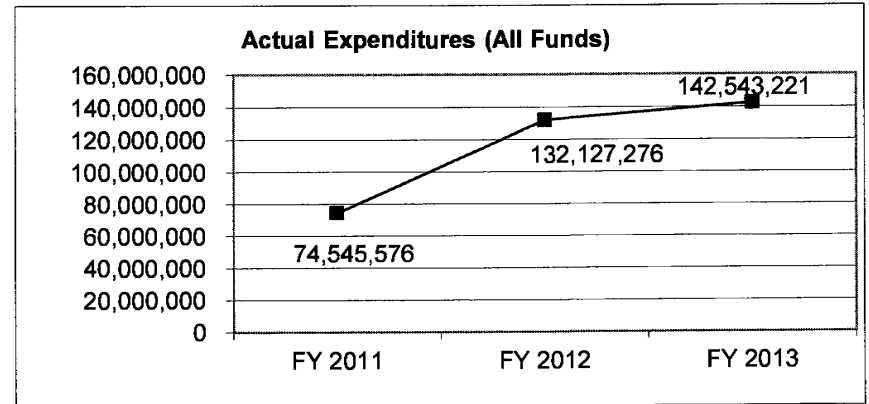
Department of Natural Resources	Budget Unit 78847C, 79415C, 79405C, 79425C
Division of Environmental Quality	
Water Protection Program Core	

3. PROGRAM LISTING (list programs included in this core funding)

Water Protection Program

4. FINANCIAL HISTORY

	FY 2011 Actual	FY 2012 Actual	FY 2013 Actual	FY 2014 Current Yr.
Appropriation (All Funds) (1)	246,415,947	408,378,077	351,884,987	505,239,387
Less Reverted (All Funds)	(61,556)	(16,748)	(16,957)	N/A
Budget Authority (All Funds)	246,354,391	408,361,329	351,868,030	N/A
Actual Expenditures (All Funds)	74,545,576	132,127,276	142,543,221	N/A
Unexpended (All Funds)	171,808,815	276,234,053	209,324,809	N/A
Unexpended, by Fund:				
General Revenue	133	92	2,066	N/A
Federal	11,528,002	12,886,056	15,993,616	N/A
Other	160,280,680	263,347,905	193,329,127	N/A
	(2,3,4,5)	(2,3,4)	(2,3,4)	(3)



Reverted includes Governor's standard 3 percent reserve (when applicable) and any expenditure restrictions.

Actual expenditures for all fiscal years are as of June 30 and do not include lapse period activities.

NOTES:

(1) Financial data includes operating and pass-through appropriations.

(2) Fiscal uncertainties and hiring limitations have resulted in lower personal service and expense and equipment expenditures. The program has managed expenditures to stay within available revenues. In addition, Federal expense and equipment appropriations have been maintained to allow for new federal dollars that may become available.

(3) In many cases, pass through appropriation has been provided for encumbrance and payment of our commitments, which often span multiple fiscal years causing high unexpended balances. Beginning in FY 2014, appropriations were provided for encumbrance purposes separate from expenditures. Both types of appropriation are included in the data above, therefore high unexpended balances will continue to be reflected. The FY 2014 PSD (encumbrance and expenditure combined) appropriations are: Construction Grants \$17,449,999; Clean Water State Revolving Fund Loans \$420,439,825; Rural Water and Sewer Grants and Loans \$720,000; Storm Water Control Grants and Loans \$1,024,141; Drinking Water State Revolving Fund Loans \$14,000,000, Water Quality Studies \$40,200,000; Drinking Water Analysis \$599,852 and CAFO Closures \$60,000. The FY 2014 budget includes appropriation authority of \$333,529,824 to be used for encumbrance purposes only related to Water Infrastructure loans and grants and \$26,000,000 to be used for encumbrance purposes only related to Water Quality Studies.

(4) There were no bond closings in FY 2011, FY 2012 or FY 2013.

(5) Lower expenditures in FY 2011 core Water Infrastructure program is also due to expenditure of federal one-time ARRA funds for wastewater and drinking water infrastructure projects.

CORE DECISION ITEM

Department of Natural Resources	Budget Unit <u>78847C, 79415C, 79405C, 79425C</u>
Division of Environmental Quality	
Water Protection Program Core	

4. FINANCIAL HISTORY (continued)

Water Protection Program - Reconciliation

	FY 2011	FY 2012	FY 2013	FY 2014	FY 2015
	Actual	Actual	Actual	Current	Gov Rec
Water Protection Operations (78847C)	7,702,445	8,202,844	8,502,780	10,745,570	10,745,570
Water Infrastructure PSD (79415C)	63,178,442	120,115,928	128,685,622	453,633,965	453,633,965
Water Quality Studies PSD (79405C)	3,664,689	3,808,500	5,354,819	40,799,852	40,799,852
CAFO Closures PSD (79425C)	0	0		60,000	60,000
Total	74,545,576	132,127,272	142,543,221	505,239,387	505,239,387

Note: Beginning in FY 2014, the budget includes appropriation authority of \$333,529,824 to be used for encumbrance purposes only related to Water Infrastructure loans and grants and \$26,000,000 to be used for encumbrance purposes only related to Water Quality Studies.

CORE RECONCILIATION DETAIL

**DEPARTMENT OF NATURAL RESOURCES
WATER PROTECTION PROGRAM**

5. CORE RECONCILIATION DETAIL

		Budget Class	FTE	GR	Federal	Other	Total	Explanation
TAFP AFTER VETOES								
		PS	164.69	386,476	3,245,181	3,377,769	7,009,426	
		EE	0.00	166,506	1,794,721	1,769,917	3,731,144	
		PD	0.00	0	0	5,000	5,000	
		Total	164.69	552,982	5,039,902	5,152,686	10,745,570	
DEPARTMENT CORE ADJUSTMENTS								
Core Reallocation	1567 7173	PS	(2.75)	0	(109,662)	0	(109,662)	Core reallocations will more closely align the budget with planned spending.
Core Reallocation	1567 7174	PS	2.75	0	0	109,662	109,662	Core reallocations will more closely align the budget with planned spending.
Core Reallocation	1572 7177	EE	0.00	0	214,438	0	214,438	Core reallocations will more closely align the budget with planned spending.
Core Reallocation	1572 7179	EE	0.00	0	0	(214,438)	(214,438)	Core reallocations will more closely align the budget with planned spending.
NET DEPARTMENT CHANGES			0.00	0	104,776	(104,776)	0	
DEPARTMENT CORE REQUEST								
		PS	164.69	386,476	3,135,519	3,487,431	7,009,426	
		EE	0.00	166,506	2,009,159	1,555,479	3,731,144	
		PD	0.00	0	0	5,000	5,000	
		Total	164.69	552,982	5,144,678	5,047,910	10,745,570	

CORE RECONCILIATION DETAIL

DEPARTMENT OF NATURAL RESOURCES

WATER PROTECTION PROGRAM

5. CORE RECONCILIATION DETAIL

	Budget Class	FTE	GR	Federal	Other	Total	Explanation
GOVERNOR'S RECOMMENDED CORE							
	PS	164.69	386,476	3,135,519	3,487,431	7,009,426	
	EE	0.00	166,506	2,009,159	1,555,479	3,731,144	
	PD	0.00	0	0	5,000	5,000	
	Total	164.69	552,982	5,144,678	5,047,910	10,745,570	

CORE RECONCILIATION DETAIL

**DEPARTMENT OF NATURAL RESOURCES
WATER INFRASTRUCTURE**

5. CORE RECONCILIATION DETAIL

		Budget Class	FTE	GR	Federal	Other	Total	Explanation
TAFP AFTER VETOES								
		EE	0.00	0	0	1,100,000	1,100,000	
		PD	0.00	0	0	452,533,965	452,533,965	
		Total	0.00	0	0	453,633,965	453,633,965	
DEPARTMENT CORE ADJUSTMENTS								
Core Reallocation	1573 8508	EE	0.00	0	0	(1,100,000)	(1,100,000)	Core reallocations will more closely align the budget with planned spending.
Core Reallocation	1573 1450	PD	0.00	0	0	(14,471,360)	(14,471,360)	Core reallocations will more closely align the budget with planned spending.
Core Reallocation	1573 8508	PD	0.00	0	0	1,100,000	1,100,000	Core reallocations will more closely align the budget with planned spending.
Core Reallocation	1573 1446	PD	0.00	0	0	14,471,360	14,471,360	Core reallocations will more closely align the budget with planned spending.
NET DEPARTMENT CHANGES			0.00	0	0	0	0	
DEPARTMENT CORE REQUEST								
		EE	0.00	0	0	0	0	
		PD	0.00	0	0	453,633,965	453,633,965	
		Total	0.00	0	0	453,633,965	453,633,965	
GOVERNOR'S RECOMMENDED CORE								
		EE	0.00	0	0	0	0	

CORE RECONCILIATION DETAIL

DEPARTMENT OF NATURAL RESOURCES
WATER INFRASTRUCTURE

5. CORE RECONCILIATION DETAIL

	Budget Class	FTE	GR	Federal	Other	Total	Explanation
GOVERNOR'S RECOMMENDED CORE							
	PD	0.00	0	0	453,633,965	453,633,965	
	Total	0.00	0	0	453,633,965	453,633,965	

CORE RECONCILIATION DETAIL

DEPARTMENT OF NATURAL RESOURCES
WATER QUALITY STUDIES

5. CORE RECONCILIATION DETAIL

	Budget Class	FTE	GR	Federal	Other	Total	Explanation
TAFP AFTER VETOES							
	EE	0.00	0	1,020,001	719,853	1,739,854	
	PD	0.00	0	36,479,999	2,579,999	39,059,998	
	Total	0.00	0	37,500,000	3,299,852	40,799,852	
DEPARTMENT CORE REQUEST							
	EE	0.00	0	1,020,001	719,853	1,739,854	
	PD	0.00	0	36,479,999	2,579,999	39,059,998	
	Total	0.00	0	37,500,000	3,299,852	40,799,852	
GOVERNOR'S RECOMMENDED CORE							
	EE	0.00	0	1,020,001	719,853	1,739,854	
	PD	0.00	0	36,479,999	2,579,999	39,059,998	
	Total	0.00	0	37,500,000	3,299,852	40,799,852	

CORE RECONCILIATION DETAIL

**DEPARTMENT OF NATURAL RESOURCES
CAFO CLOSURES**

5. CORE RECONCILIATION DETAIL

	Budget Class	FTE	GR	Federal	Other	Total	Explanation
TAFP AFTER VETOES							
	EE	0.00	0	0	6	6	
	PD	0.00	0	0	59,994	59,994	
	Total	0.00	0	0	60,000	60,000	
DEPARTMENT CORE REQUEST							
	EE	0.00	0	0	6	6	
	PD	0.00	0	0	59,994	59,994	
	Total	0.00	0	0	60,000	60,000	
GOVERNOR'S RECOMMENDED CORE							
	EE	0.00	0	0	6	6	
	PD	0.00	0	0	59,994	59,994	
	Total	0.00	0	0	60,000	60,000	

FLEXIBILITY REQUEST FORM

BUDGET UNIT NUMBER: 78847C	DEPARTMENT: NATURAL RESOURCES
BUDGET UNIT NAME: WATER PROTECTION PROGRAM	DIVISION: ENVIRONMENTAL QUALITY

1. Provide the amount by fund of personal service flexibility and the amount by fund of expense and equipment flexibility you are requesting in dollar and percentage terms and explain why the flexibility is needed. If flexibility is being requested among divisions, provide the amount by fund of flexibility you are requesting in dollar and percentage terms and explain why the flexibility is needed.

GOVERNOR'S RECOMMENDATION

The department plans to use the GR PS and E&E flexibility to effectively and efficiently manage funding for environmental and natural resource issues. The Water Protection Program is requesting 25% GR flexibility on both PS and E&E.

2. Estimate how much flexibility will be used for the budget year. How much flexibility was used in the Prior Year Budget and the Current Year Budget? Please specify the amount.

PRIOR YEAR ACTUAL AMOUNT OF FLEXIBILITY USED	CURRENT YEAR ESTIMATED AMOUNT OF FLEXIBILITY THAT WILL BE USED	BUDGET REQUEST - GOVERNOR'S REC ESTIMATED AMOUNT OF FLEXIBILITY THAT WILL BE USED
\$0 General Revenue PS \$0 General Revenue EE This flexibility is needed in the event of an environmental emergency that may affect public health or safety.	Planned flexibility usage is difficult to estimate at this time. Flexibility is needed in the event of an environmental emergency that may affect public health or safety. FY 2014 Flex Request (25% of GR PS Core) \$96,619 FY 2014 Flex Request (25% of GR EE Core) \$41,627	Planned flexibility usage is difficult to estimate at this time. Flexibility is needed in the event of an environmental emergency that may affect public health or safety. FY 2015 Flex Request (25% of GR PS Core) \$96,619 FY 2015 Flex Request (25% of GR EE Core) \$41,627

3. Please explain how flexibility was used in the prior and/or current years.

PRIOR YEAR EXPLAIN ACTUAL USE	CURRENT YEAR EXPLAIN PLANNED USE
N/A - the flexible appropriation was not used in the prior year.	At this time there are no current year plans. The flexible language allows the division to address these issues without a permanent shift in appropriation levels.

Department of Natural Resources

DECISION ITEM DETAIL

Budget Unit	FY 2013	FY 2013	FY 2014	FY 2014	FY 2015	FY 2015	FY 2015	FY 2015
Decision Item	ACTUAL	ACTUAL	BUDGET	BUDGET	DEPT REQ	DEPT REQ	GOV REC	GOV REC
Budget Object Class	DOLLAR	FTE	DOLLAR	FTE	DOLLAR	FTE	DOLLAR	FTE
WATER PROTECTION PROGRAM								
CORE								
ADMIN OFFICE SUPPORT ASSISTANT	269,491	9.24	294,999	10.00	294,112	10.00	294,112	10.00
OFFICE SUPPORT ASST (KEYBRD)	26,690	1.19	55,026	3.00	45,356	2.00	45,356	2.00
SR OFC SUPPORT ASST (KEYBRD)	377,761	14.82	404,235	15.60	427,587	16.60	427,587	16.60
ACCOUNTING SPECIALIST I	73,320	2.00	0	0.00	0	0.00	0	0.00
ACCOUNTING SPECIALIST II	173,282	4.00	253,781	6.00	261,636	6.00	261,636	6.00
RESEARCH ANAL I	4,972	0.17	0	0.00	0	0.00	0	0.00
RESEARCH ANAL II	70,622	2.00	71,238	2.00	101,598	3.00	101,598	3.00
RESEARCH ANAL III	40,227	1.00	40,543	1.00	40,510	1.00	40,510	1.00
PUBLIC INFORMATION SPEC II	34,687	1.00	34,994	1.00	34,966	1.00	34,966	1.00
EXECUTIVE I	63,173	2.00	63,048	2.00	64,100	2.00	64,100	2.00
MANAGEMENT ANALYSIS SPEC II	212,298	4.69	184,271	4.00	179,632	4.00	179,632	4.00
PLANNER I	35,311	1.00	35,619	1.00	35,590	1.00	35,590	1.00
PLANNER II	43,321	1.00	43,641	1.00	43,606	1.00	43,606	1.00
PLANNER III	143,295	3.01	146,840	3.00	144,162	3.00	144,162	3.00
ENVIRONMENTAL SPEC I	77,185	2.61	0	0.00	0	0.00	0	0.00
ENVIRONMENTAL SPEC II	362,193	10.28	0	0.00	0	0.00	0	0.00
ENVIRONMENTAL SPEC III	1,348,006	32.86	1,941,593	50.29	2,063,185	51.79	2,063,185	51.79
ENVIRONMENTAL SPEC IV	764,668	15.79	905,493	18.00	865,968	18.00	865,968	18.00
ENVIRONMENTAL ENGR I	62,729	1.50	0	0.00	0	0.00	0	0.00
ENVIRONMENTAL ENGR II	595,600	12.69	873,675	18.80	699,162	14.80	699,162	14.80
ENVIRONMENTAL ENGR III	448,058	7.83	571,092	10.00	568,348	10.00	568,348	10.00
ENVIRONMENTAL ENGR IV	93,138	1.40	67,039	1.00	134,468	2.00	134,468	2.00
WATER SPEC III	81,197	2.00	81,830	2.00	81,764	2.00	81,764	2.00
DESIGN/DEVELOP/SURVEY MGR B3	55,968	0.82	0	0.00	0	0.00	0	0.00
ENVIRONMENTAL MGR B1	60,532	1.01	120,761	2.00	119,428	2.00	119,428	2.00
ENVIRONMENTAL MGR B2	335,026	5.56	447,228	7.00	401,475	7.00	401,475	7.00
ENVIRONMENTAL MGR B3	0	0.00	69,512	1.00	69,499	1.00	69,499	1.00
FISCAL & ADMINISTRATIVE MGR B1	80,785	1.68	97,090	2.00	97,936	2.00	97,936	2.00
FISCAL & ADMINISTRATIVE MGR B2	67,193	1.15	59,222	1.00	59,106	1.00	59,106	1.00
DESIGNATED PRINCIPAL ASST DIV	27,427	0.48	0	0.00	29,633	0.50	29,633	0.50
STAFF DIRECTOR	78,851	1.00	78,826	1.00	78,825	1.00	78,825	1.00
CLERK	18,533	0.64	0	0.00	0	0.00	0	0.00

Department of Natural Resources

DECISION ITEM DETAIL

Budget Unit	FY 2013	FY 2013	FY 2014	FY 2014	FY 2015	FY 2015	FY 2015	FY 2015
Decision Item	ACTUAL	ACTUAL	BUDGET	BUDGET	DEPT REQ	DEPT REQ	GOV REC	GOV REC
Budget Object Class	DOLLAR	FTE	DOLLAR	FTE	DOLLAR	FTE	DOLLAR	FTE
WATER PROTECTION PROGRAM								
CORE								
MISCELLANEOUS TECHNICAL	9,949	0.34	0	0.00	0	0.00	0	0.00
MISCELLANEOUS PROFESSIONAL	108,549	1.89	0	0.00	0	0.00	0	0.00
PRINCIPAL ASST BOARD/COMMISSON	67,469	1.00	67,830	1.00	67,774	1.00	67,774	1.00
ASST GIS ANALYST	25	0.00	0	0.00	0	0.00	0	0.00
TOTAL - PS	6,311,531	149.65	7,009,426	164.69	7,009,426	164.69	7,009,426	164.69
TRAVEL, IN-STATE	80,823	0.00	92,345	0.00	80,345	0.00	80,345	0.00
TRAVEL, OUT-OF-STATE	28,554	0.00	13,012	0.00	25,012	0.00	25,012	0.00
SUPPLIES	142,284	0.00	170,687	0.00	150,687	0.00	150,687	0.00
PROFESSIONAL DEVELOPMENT	96,386	0.00	71,856	0.00	91,856	0.00	91,856	0.00
COMMUNICATION SERV & SUPP	49,414	0.00	64,856	0.00	63,356	0.00	63,356	0.00
PROFESSIONAL SERVICES	1,702,995	0.00	3,221,084	0.00	3,221,084	0.00	3,221,084	0.00
HOUSEKEEPING & JANITORIAL SERV	1	0.00	0	0.00	0	0.00	0	0.00
M&R SERVICES	29,212	0.00	37,927	0.00	37,927	0.00	37,927	0.00
MOTORIZED EQUIPMENT	0	0.00	5	0.00	5	0.00	5	0.00
OFFICE EQUIPMENT	5,631	0.00	29,510	0.00	29,510	0.00	29,510	0.00
OTHER EQUIPMENT	49,766	0.00	15,768	0.00	15,768	0.00	15,768	0.00
PROPERTY & IMPROVEMENTS	0	0.00	631	0.00	631	0.00	631	0.00
BUILDING LEASE PAYMENTS	3,722	0.00	2,204	0.00	3,704	0.00	3,704	0.00
EQUIPMENT RENTALS & LEASES	254	0.00	3,481	0.00	3,481	0.00	3,481	0.00
MISCELLANEOUS EXPENSES	2,207	0.00	7,778	0.00	7,778	0.00	7,778	0.00
TOTAL - EE	2,191,249	0.00	3,731,144	0.00	3,731,144	0.00	3,731,144	0.00
REFUNDS	0	0.00	5,000	0.00	5,000	0.00	5,000	0.00
TOTAL - PD	0	0.00	5,000	0.00	5,000	0.00	5,000	0.00
GRAND TOTAL	\$8,502,780	149.65	\$10,745,570	164.69	\$10,745,570	164.69	\$10,745,570	164.69
GENERAL REVENUE	\$546,239	8.80	\$552,982	9.00	\$552,982	9.00	\$552,982	9.00
FEDERAL FUNDS	\$4,063,691	69.36	\$5,039,902	74.96	\$5,144,678	72.21	\$5,144,678	72.21
OTHER FUNDS	\$3,892,850	71.49	\$5,152,686	80.73	\$5,047,910	83.48	\$5,047,910	83.48

Department of Natural Resources

DECISION ITEM DETAIL

Budget Unit	FY 2013	FY 2013	FY 2014	FY 2014	FY 2015	FY 2015	FY 2015	FY 2015
Decision Item	ACTUAL	ACTUAL	BUDGET	BUDGET	DEPT REQ	DEPT REQ	GOV REC	GOV REC
Budget Object Class	DOLLAR	FTE	DOLLAR	FTE	DOLLAR	FTE	DOLLAR	FTE
WATER INFRASTRUCTURE								
CORE								
PROFESSIONAL SERVICES	0	0.00	1,100,000	0.00	0	0.00	0	0.00
TOTAL - EE	0	0.00	1,100,000	0.00	0	0.00	0	0.00
PROGRAM DISTRIBUTIONS	128,685,622	0.00	452,533,965	0.00	453,633,965	0.00	453,633,965	0.00
TOTAL - PD	128,685,622	0.00	452,533,965	0.00	453,633,965	0.00	453,633,965	0.00
GRAND TOTAL	\$128,685,622	0.00	\$453,633,965	0.00	\$453,633,965	0.00	\$453,633,965	0.00
GENERAL REVENUE	\$0	0.00	\$0	0.00	\$0	0.00	\$0	0.00
FEDERAL FUNDS	\$0	0.00	\$0	0.00	\$0	0.00	\$0	0.00
OTHER FUNDS	\$128,685,622	0.00	\$453,633,965	0.00	\$453,633,965	0.00	\$453,633,965	0.00

Department of Natural Resources

DECISION ITEM DETAIL

Budget Unit	FY 2013	FY 2013	FY 2014	FY 2014	FY 2015	FY 2015	FY 2015	FY 2015
Decision Item	ACTUAL	ACTUAL	BUDGET	BUDGET	DEPT REQ	DEPT REQ	GOV REC	GOV REC
Budget Object Class	DOLLAR	FTE	DOLLAR	FTE	DOLLAR	FTE	DOLLAR	FTE
WATER QUALITY STUDIES								
CORE								
SUPPLIES	0	0.00	1	0.00	1	0.00	1	0.00
PROFESSIONAL SERVICES	2,703,060	0.00	1,739,852	0.00	1,739,852	0.00	1,739,852	0.00
OTHER EQUIPMENT	0	0.00	1	0.00	1	0.00	1	0.00
TOTAL - EE	2,703,060	0.00	1,739,854	0.00	1,739,854	0.00	1,739,854	0.00
PROGRAM DISTRIBUTIONS	2,651,759	0.00	39,059,998	0.00	39,059,998	0.00	39,059,998	0.00
TOTAL - PD	2,651,759	0.00	39,059,998	0.00	39,059,998	0.00	39,059,998	0.00
GRAND TOTAL	\$5,354,819	0.00	\$40,799,852	0.00	\$40,799,852	0.00	\$40,799,852	0.00
GENERAL REVENUE	\$0	0.00	\$0	0.00	\$0	0.00	\$0	0.00
FEDERAL FUNDS	\$4,685,106	0.00	\$37,500,000	0.00	\$37,500,000	0.00	\$37,500,000	0.00
OTHER FUNDS	\$669,713	0.00	\$3,299,852	0.00	\$3,299,852	0.00	\$3,299,852	0.00

Department of Natural Resources

DECISION ITEM DETAIL

Budget Unit	FY 2013	FY 2013	FY 2014	FY 2014	FY 2015	FY 2015	FY 2015	FY 2015
Decision Item	ACTUAL	ACTUAL	BUDGET	BUDGET	DEPT REQ	DEPT REQ	GOV REC	GOV REC
Budget Object Class	DOLLAR	FTE	DOLLAR	FTE	DOLLAR	FTE	DOLLAR	FTE
CAFO CLOSURES								
CORE								
PROFESSIONAL SERVICES	0	0.00	3	0.00	3	0.00	3	0.00
PROPERTY & IMPROVEMENTS	0	0.00	1	0.00	1	0.00	1	0.00
MISCELLANEOUS EXPENSES	0	0.00	2	0.00	2	0.00	2	0.00
TOTAL - EE	0	0.00	6	0.00	6	0.00	6	0.00
PROGRAM DISTRIBUTIONS	0	0.00	59,994	0.00	59,994	0.00	59,994	0.00
TOTAL - PD	0	0.00	59,994	0.00	59,994	0.00	59,994	0.00
GRAND TOTAL	\$0	0.00	\$60,000	0.00	\$60,000	0.00	\$60,000	0.00
GENERAL REVENUE	\$0	0.00	\$0	0.00	\$0	0.00	\$0	0.00
FEDERAL FUNDS	\$0	0.00	\$0	0.00	\$0	0.00	\$0	0.00
OTHER FUNDS	\$0	0.00	\$60,000	0.00	\$60,000	0.00	\$60,000	0.00

PROGRAM DESCRIPTION

Department of Natural Resources

DEQ - Water Protection Program

Program is found in the following core budget(s): Water Protection Program

1. What does this program do?

The Water Protection Program helps ensure clean and safe water for all Missourians. To help ensure safe drinking water, the program provides financial and technical assistance to public drinking water supplies, sets standards for safety and testing, issues permits and conducts compliance and enforcement efforts where necessary. Clean water is a vital part of a healthy economy. The program protects Missouri's surface and groundwater (GW) for drinking, recreational, fishing, farming and industrial uses. To help ensure clean water, the program classifies waters, establishes safe levels of pollutants, issues permits for wastewater treatment discharges and provides technical and financial assistance to improve water quality. The program monitors the water quality of streams and lakes and develops strategies to restore impaired waters; permits large concentrated animal feeding operations; and administers low-interest loan and grant programs to help ensure Missouri communities develop adequate water infrastructure at an affordable cost and maintain and repair aging infrastructure. The program also trains and certifies operators at Missouri's water supply and wastewater treatment plants.

The Water Infrastructure PSD allows the department to provide grants and loans to Missouri communities for the construction of new, and the improvement of existing, drinking water, domestic wastewater, animal wastewater, storm water control and rural water supply and sewer systems. These systems protect the water quality of the state, supply its citizens with affordable, safe drinking water and provide protection from storm water damage. The Water Protection Program's Financial Assistance Center issues these grants and loans through the Clean Water and Drinking Water State Revolving Funds (SRF) and through funding sources made available in Constitutional Amendment 7 passed in 1998. From 1989 through June 30, 2013, the department's Clean Water and Safe Drinking Water State Revolving Loan and Grant Funds have provided more than \$2.6 billion to Missouri communities, through low-interest loans and grants, saving them more than \$1 billion in interest costs. While there is no formal mechanism for tracking the number of jobs created by SRF projects in Missouri, the National Utility Contractors Association (NUCA) developed a method for estimating job creation: for every \$1 billion of construction, 20,003 to 26,669 jobs are created. Applying this to our SRF portfolio of \$2.6 billion, we estimate that the SRF has created in the range of 53,142 to 70,851 jobs in Missouri since inception.

These programs provide Missourians with affordable, safe drinking water and wastewater services and protect streams and lakes from pollution. New and improved infrastructure results in jobs that promote economic vitality.

PROGRAM DESCRIPTION

Department of Natural Resources

DEQ - Water Protection Program

Program is found in the following core budget(s): Water Protection Program

1. What does this program do (continued)?

Public Drinking Water Sample Analysis: Chapter 640.100.3 RSMo requires the department to provide routine sampling for Missouri's 1,444 community and 1,272 non-community public water systems. These systems must be routinely inspected and samples from each must be frequently analyzed to assure the integrity of public water systems. Through this appropriation, the department contracts to fulfill the requirement for chemical analyses that exceeds the capacity of its Environmental Services Program, or bacteriological analyses that cannot be performed by either this agency or the Department of Health and Senior Services. Drinking water can be a principal agent in the transmittal of communicable diseases caused by various microorganisms including viruses, bacteria and protozoa. In addition, drinking water can be a significant catalyst to humans for exposure to dozens of man-made and naturally occurring chemicals that cause increased risk for cancer and other toxic effects.

Water Quality Studies: The department estimates that Missouri has over 106,000 miles of streams, with 24,431 miles classified for various uses. Missouri has more than 302,000 acres of classified lakes that permanently support aquatic life, as well as 1,100 identified springs. Water quality studies and projects funded by the department regularly monitors approximately 10% of the state's classified waters. Data collected through these monitoring efforts is used to assess, protect and restore the quality of Missouri's waters. Most of the activities funded under this program are conducted by other government entities, watershed groups, universities, nonprofit organizations and others through contracts with the department. The Water Protection Program provides guidance and oversight of this monitoring to ensure efficient use of funds and appropriate focus of effort.

Additionally, the department funds studies to evaluate a public water supply system for the purpose of developing an engineering report that will make recommendations for updating and upgrading the system's infrastructure; and to determine the most appropriate course of action for a small public water supply system to take to protect and maintain the quality of the source of its water, either surface water or ground water, and to ensure the citizens are consistently provided with clean water that is safe to drink.

CAFO Closures PSD: This appropriation allows for the expenditure of funds to close abandoned lagoons at concentrated animal feeding operations (CAFO). CAFOs that are subject to mandatory permits are designed to protect or avoid adverse impact on water quality in Missouri's lakes, streams and GW. Pursuant to Section 640.745 RSMo, the owner of each Class IA CAFO remits 10 cents per animal unit permitted to the CAFO Indemnity Fund on an annual basis for a period of 10 years. The appropriation allows the department to promptly address the closure of lagoons when the control of a facility has been placed with state or local government due to bankruptcy, failure to pay property taxes or abandonment. The fund is administered by the department and is to be expended on the closure of Class IA, Class IB, Class IC or Class II CAFO wastewater lagoons. Additionally, when the department determines that an owner has successfully closed a CAFO, all moneys paid into the fund by the operation are returned to the owner.

PROGRAM DESCRIPTION

Department of Natural Resources

DEQ - Water Protection Program

Program is found in the following core budget(s): Water Protection Program

1. What does this program do (continued)?

Water Protection Program - Reconciliation					
	FY 2011	FY 2012	FY 2013	FY 2014	FY 2015
	Actual	Actual	Actual	Current	Gov Rec
Water Protection Operations (78847C)	7,702,445	8,202,844	8,502,780	10,745,570	10,745,570
Water Infrastructure PSD (79415C)	63,178,442	120,115,928	128,685,622	453,633,965	453,633,965
Water Quality Studies PSD (79405C)	3,664,689	3,808,500	5,354,819	40,799,852	40,799,852
CAFO Closures PSD (79425C)	0	0	0	60,000	60,000
Total	74,545,576	132,127,272	142,543,221	505,239,387	505,239,387

Note: Beginning in FY 2014, the budget includes appropriation authority of \$333,529,824 to be used for encumbrance purposes only related to Water Infrastructure loans and grants and \$26,000,000 to be used for encumbrance purposes only for Water Quality Studies.

2. What is the authorization for this program, i.e., federal or state statute, etc.? (Include the federal program number, if applicable.)

Title 42, Chapter 6A, Subchapter XII, Part B, § 300(g)	Federal Safe Drinking Water Act
Title 33, Chapter 26, Subchapters I-IV	Federal Clean Water Act
Section 319(h)	Federal Clean Water Act
Section 604(b)	Federal Clean Water Act
Section 104(b)(3)	Federal Clean Water Act
Public Law (107-117)	Recovery from and Response to Terrorist Attacks on the United States Act, 2002
USGS Organic Act of 1879	USGS Survey Research and Data Acquisition
Missouri Constitution Article III, Sect 37(c),(e),(g), & (h)	Water Pollution Control and Storm Water Control Bonds
RSMo Chapter 644	Missouri Clean Water Law
RSMo 640.100 through 640.140	Missouri Drinking Water Law
RSMo 640.100.3 and 640.120	Water Testing Required
RSMo 644.006 through 644.096 and RSMo 644.125 through 644.150	Planning, Permitting, Inspection, Remediation, Technical Assistance, Enforcement and Wastewater Operator Certification
RSMo 640.700 through 640.758	Concentrated Animal Feeding Operation
RSMo 644.101 through 644.124	Water Pollution Grants and Loans or Revolving Fund
RSMo 644.500 through 644.564	Water Pollution Bonds
RSMo 640.130	Emergencies (Drinking Water Supplies) - actions to be taken - penalties

PROGRAM DESCRIPTION

Department of Natural Resources

DEQ - Water Protection Program

Program is found in the following core budget(s): Water Protection Program

3. Are there federal matching requirements? If yes, please explain.

Clean Water Act §319(h) Non-point Source Management Grant	40% State/Local (EPA)
Clean Water Act §604(b) Water Quality Management Planning Grant	100% Federal (EPA)
Clean Water Act §104(b)(3) Surveys, Studies, Investigations, and Special Purpose Grants	25% State/Local (EPA)
Special Infrastructure Administration Grant	100% Federal (EPA)
Clean Water State Revolving Fund Capitalization Grant	20% State/Local (EPA)
Drinking Water State Revolving Fund Capitalization Grant	20% State/Local (EPA)
Performance Partnership Grant funds for Water Pollution	12% State (EPA)
Performance Partnership Grant funds for Drinking Water	33% State (EPA)
Section 106 Special Monitoring Grant	100% Federal (EPA)
National Hydrology Maintenance Dataset Grant	50% State (USGS)

4. Is this a federally mandated program? If yes, please explain.

The Environmental Protection Agency has delegated authority to the department to ensure compliance with the requirements of the federal Clean Water Act and the federal Safe Drinking Water Act. This includes the Clean Water State Revolving Fund and Drinking Water State Revolving Fund.

The federal Safe Drinking Water Act requires public drinking water systems to conduct routine chemical, radiological and microbiological monitoring of the water. Chapter 640.100.3 RSMo mandates that the state will provide this monitoring for these drinking water systems.

Water Quality Studies support the federally mandated Clean Water Act (CWA) through CWA 305(b) reporting, CWA 303(d) list development, CWA Total Maximum Daily Load (TMDL) development, and CWA 402 National Pollution Discharge Elimination System (NPDES) permit development. Water Quality projects and studies will promote improvement in water quality when performed in accordance with CWA 319 and 604(b) requirements and TMDL's.

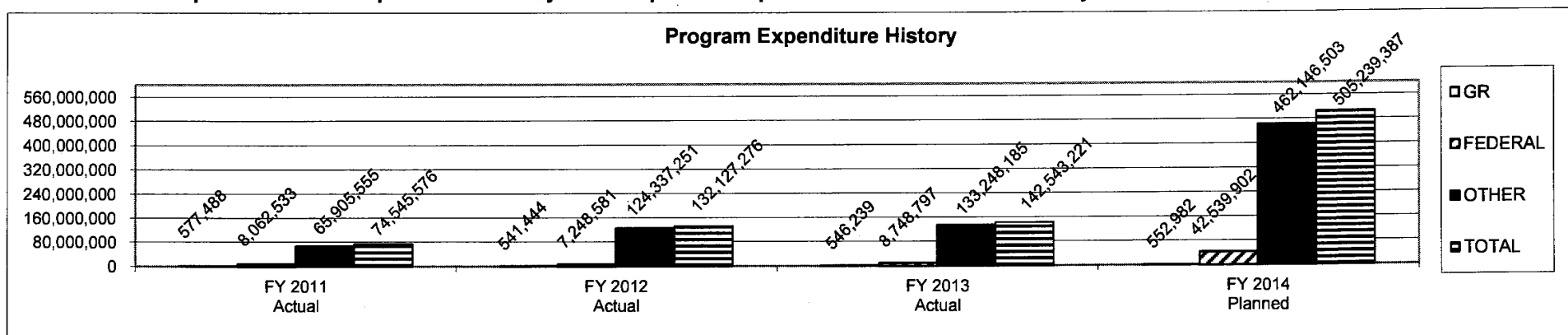
PROGRAM DESCRIPTION

Department of Natural Resources

DEQ - Water Protection Program

Program is found in the following core budget(s): Water Protection Program

5. Provide actual expenditures for the prior three fiscal years and planned expenditures for the current fiscal year.



Notes: Actual expenditures for all fiscal years are as of June 30 and do not include lapse period activities. Financial data includes operating and pass-through appropriations. In many cases, pass through appropriation has been provided to allow for encumbrance and payment of our commitments, which often span multiple fiscal years causing high unexpended balances. Beginning in FY 2014, appropriations were provided for encumbrance purposes separate from expenditures. Both types of appropriation are included in the data above. FY 2014 Planned is shown at full appropriation and includes appropriation authority of \$333,529,824 to be used for encumbrance purposes only for Water Infrastructure Loans and Grants and \$26,000,000 to be used for encumbrance purposes only for Water Quality Studies.

6. What are the sources of the "Other" funds?

Stormwater Control Fund (0302); Water Pollution Control Funds (0329, 0330); Natural Resources Protection Fund - Damages Subaccount (0555); Natural Resources Protection Fund - Water Pollution Permit Fee Subaccount (0568); Water and Wastewater Loan Revolving Fund (0602); Water and Wastewater Loan Fund (0649); Groundwater Protection Fund (0660); Safe Drinking Water Fund (0679); Stormwater Loan Revolving Fund (0754); Rural Water and Sewer Loan Revolving Fund (0755); Concentrated Animal Feeding Operation Indemnity Fund (0834)

PROGRAM DESCRIPTION

Department of Natural Resources
DEQ - Water Protection Program
Program is found in the following core budget(s): Water Protection Program

7a. Provide an effectiveness measure.

Compliance Monitoring Activities

PDW = Public Drinking Water WPC = Water Pollution Control

	FY 2011 Actual		FY 2012 Actual		FY 2013 Actual	
	PDW	WPC	PDW	WPC	PDW	WPC
Regulated Facilities	2,785	13,536	2,747	13,187	2,716	13,593
Inspections	2,296	1,977	2,439	3,367	2,600	3,903
Letters of Warning (LOW)	2,031	2,991	1,954	2,287	1,400	2,276
Notices of Violation (NOV)	234	1,136	261	1,384	634	978
Settlements	34	76	21	46	25	43
Referrals	142	37	235	141	45	125

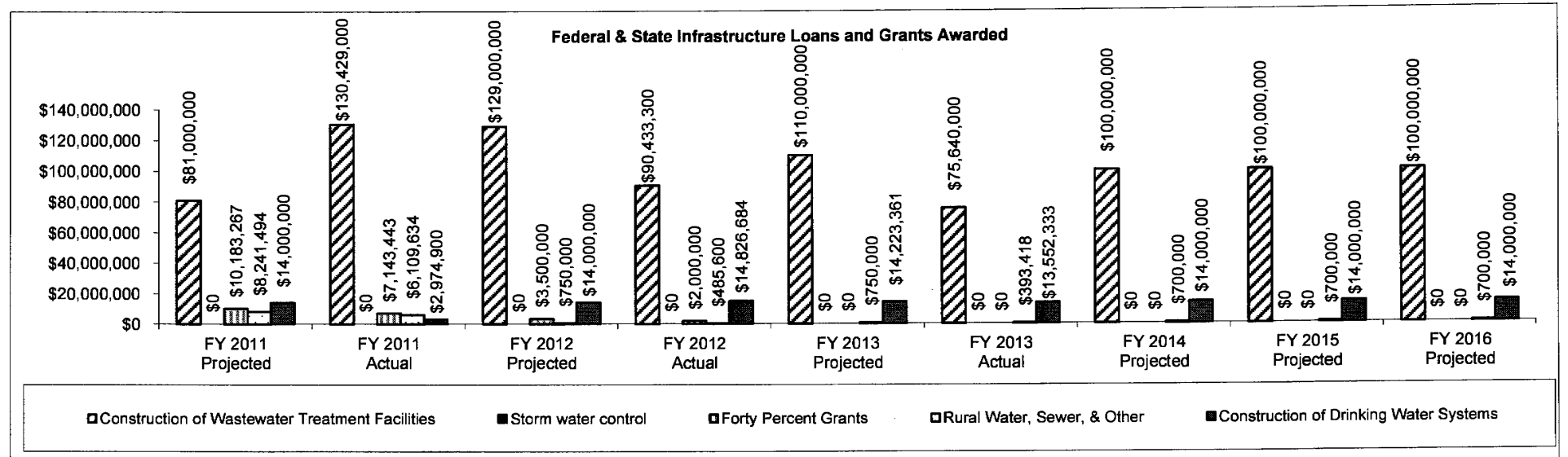
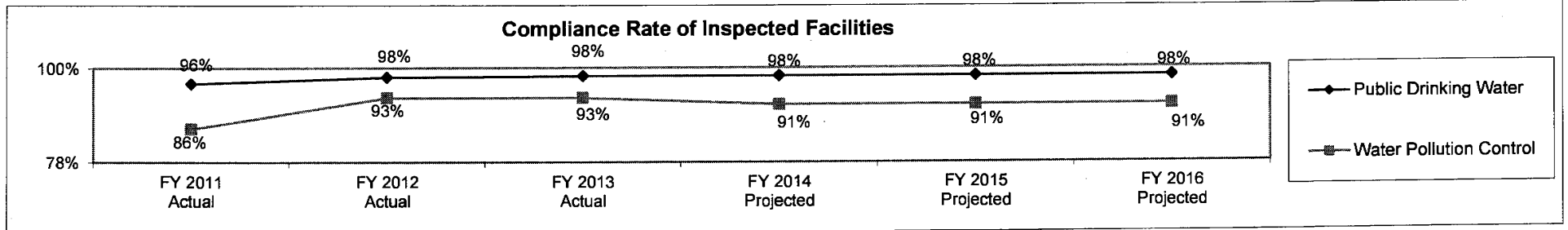
	FY 2014 Projected		FY 2015 Projected		FY 2016 Projected	
	PDW	WPC	PDW	WPC	PDW	WPC
Regulated Facilities	2,749	13,440	2,749	13,440	2,749	13,440
Inspections	2,600	3,500	2,600	3,500	2,600	3,500
Letters of Warning (LOW)	1,400	2,000	1,400	2,200	1,400	2,200
Notices of Violation (NOV)	350	1,000	350	1,000	350	1,000
Settlements	20	45	20	45	20	45
Referrals	30	125	35	125	35	125

Notes: Actual and projected numbers for PDW LOWs issued include Total Coliform Rule violations, Groundwater Rule violations, Operator Certification violations for not having certified operators, and violations for non-payment of statutory fees. Implementation of the federal groundwater rule is resulting in an increase in the number of inspections. Restructuring of water pollution control responsibilities during FY 2012 resulted in an increased number of inspections as regional office staff are able to focus attention on compliance and assistance for wastewater facilities. WPC LOWs and NOVs include those issued for non-payment of statutory fees. Since FY 2010, the program has maintained a consistent collection effort on unpaid statutory fees for both drinking water and clean water. PDW and WPC both issue Administrative Orders of Consent (AOC) which is a settlement agreement directly between the department and the responsible party. Use of AOCs has reduced the number of settlement agreements needed through the Attorney General's Office (AGO). Future projections for both programs represent 25% - 30% of settlements through the AGO and remaining through AOCs. Projections for referrals include 30 facilities for PDW and 85 facilities for WPC referred to the AGO for collection of unpaid statutory fees. Projections for the number of Regulated Facilities are based on the average number of Regulated Facilities for the past three years.

PROGRAM DESCRIPTION

Department of Natural Resources
DEQ - Water Protection Program
 Program is found in the following core budget(s): **Water Protection Program**

7a. Provide an effectiveness measure (continued).



Note: To fully utilize and maximize Recovery Act funding allotted to Missouri for construction of wastewater facilities, base program money was utilized and combined with Recovery Act funds to fully fund individual construction projects resulting in an increase in the federal and state dollars awarded, primarily the Rural Water, Sewer & Other grants. FY 2011 awards included available funds from proceeds of general obligation bonds sold in November, 2007. At this time, no general obligation bond sales are anticipated prior to FY 2016.

PROGRAM DESCRIPTION

Department of Natural Resources
DEQ - Water Protection Program
Program is found in the following core budget(s): Water Protection Program

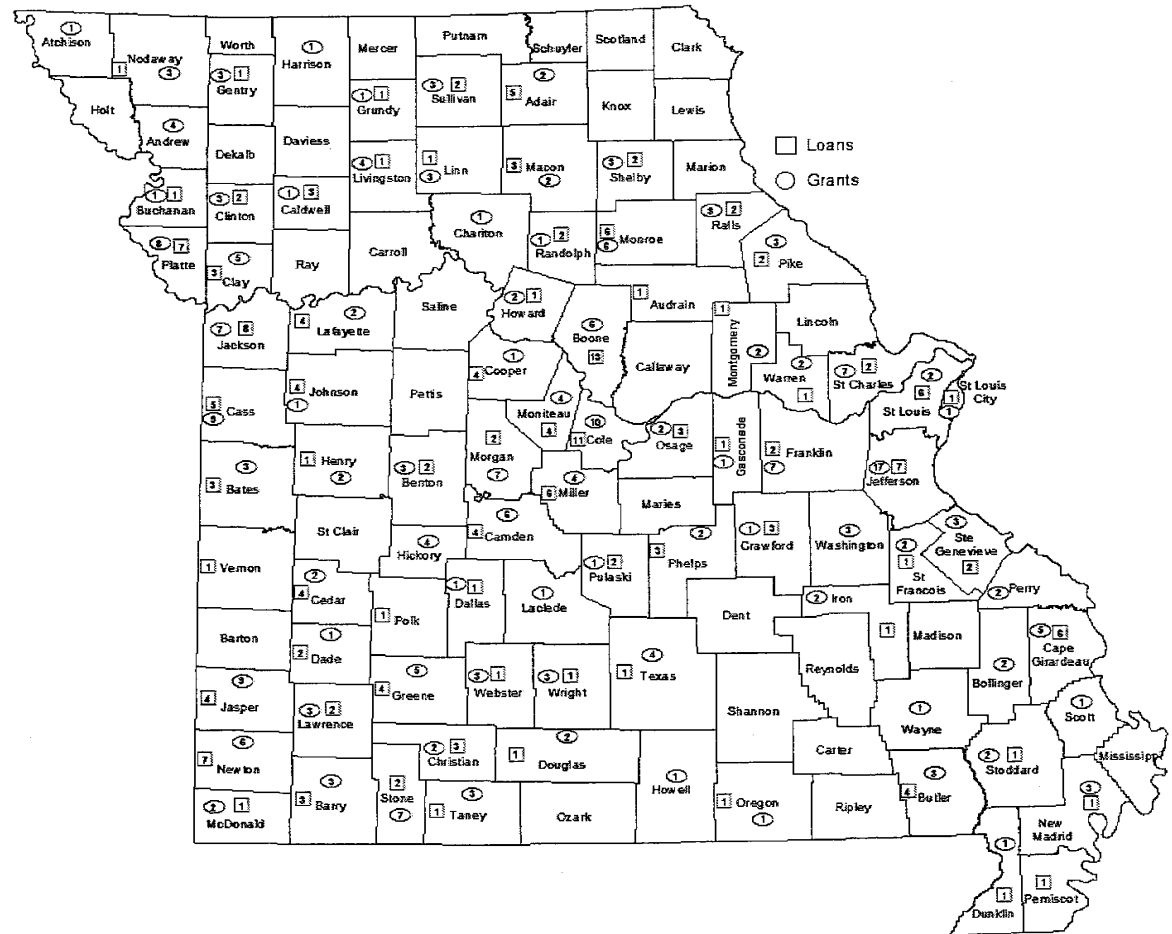
7a. Provide an effectiveness measure (continued).

Number of Infrastructure Grants and Loans Awarded Each Fiscal Year

	Grants Awarded	Loans Awarded	Total
2006	5	34	39
2007	57	22	79
2008	21	15	36
2009	34	22	56
2010	110	66	176
2011	23	17	40
2012	8	15	23
2013	9	18	27
Total	267	209	476

Note: FY 2010 grants and loans awarded include those that utilized funds awarded to the state under the Recovery Act. Many of these grants and loans also used base Infrastructure program funds to comprise the full award.

Infrastructure Loans & Grants Awarded
Fiscal Years 2006, 2007, 2008, 2009, 2010, 2011, 2012 & 2013



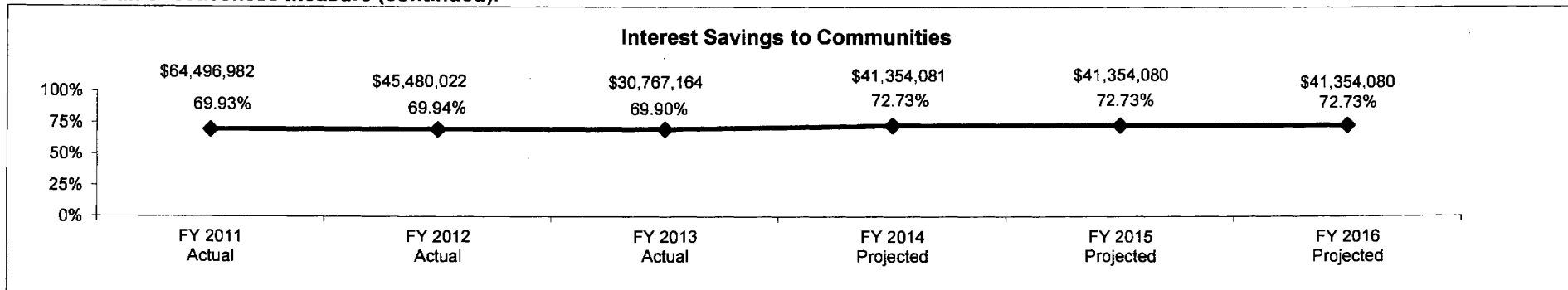
PROGRAM DESCRIPTION

Department of Natural Resources

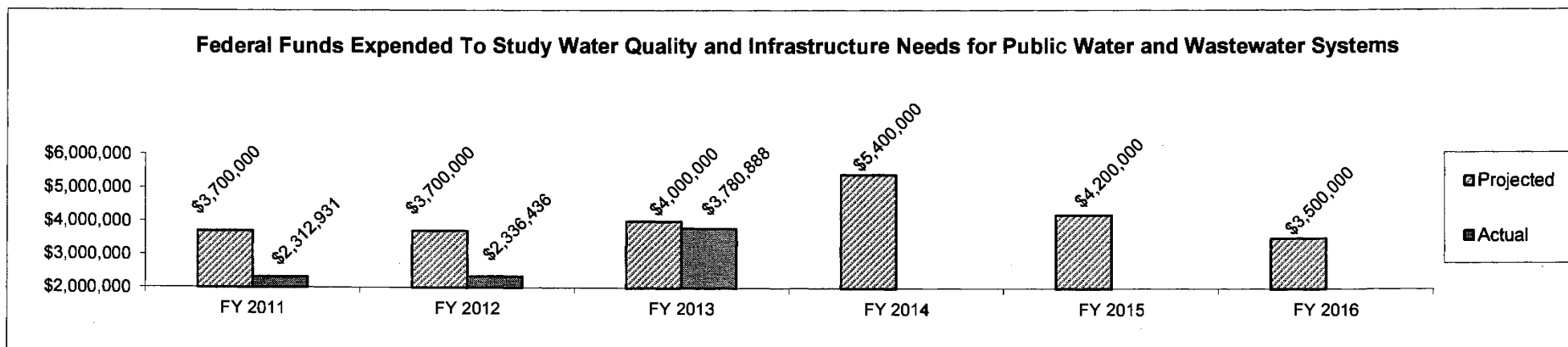
DEQ - Water Protection Program

Program is found in the following core budget(s): Water Protection Program

7a. Provide an effectiveness measure (continued).



The financing provided through the State Revolving Fund (SRF) allows communities to save approximately 70% of the interest cost of a conventional loan. Conventional interest cost is taken from the Lamont Financial composite schedule, Bond Debt Service page. For FY 2013, the conventional interest rate was 4.41% as compared to the SRF interest rate of 2.08%; a difference of 2.33% resulting in an overall savings to Missouri communities of \$30,767,164. There were no bond closings in FY 2013.

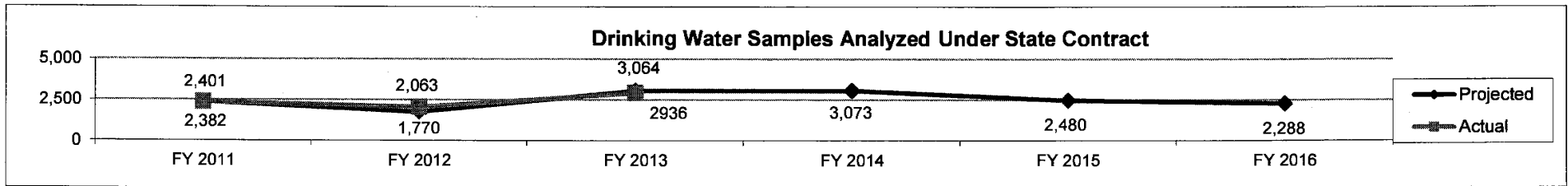


Beginning in FY 2010, government entities receiving grants increased for grants to public water systems for studies to assess the system and develop and submit an engineering report containing recommendations to improve the system, as well as studies to protect source water and groundwater. In FY 2014, additional grants will be awarded for public water systems to have plans and specifications created for the system improvements.

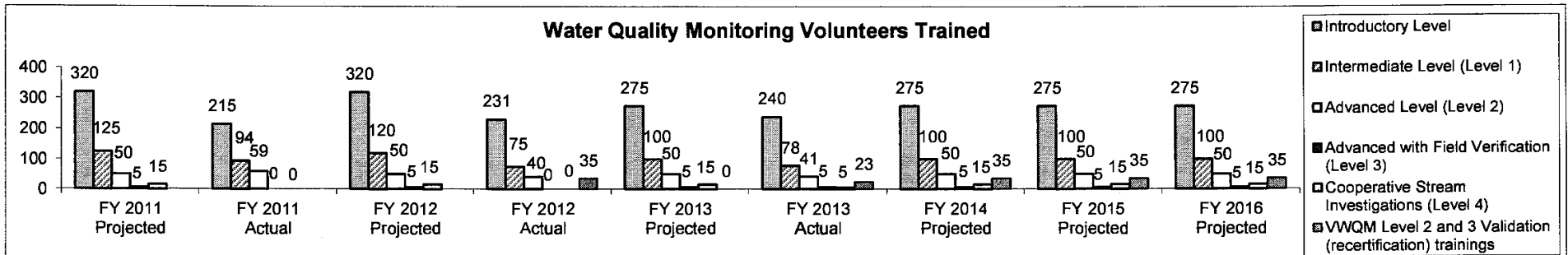
PROGRAM DESCRIPTION

Department of Natural Resources
DEQ - Water Protection Program
Program is found in the following core budget(s): Water Protection Program

7a. Provide an effectiveness measure (continued).



Note: Long Term 2/Surface Water testing ended in FY 2011; contract analyses of radionuclides continues on. A third round of federal requirements to test for unregulated contaminants (UCMR3) is scheduled to begin in CY 2013 so will be conducted beginning the last 6 months of FY 2013 and will continue through the first 6 months of FY 2014. Based on analytical methods to be utilized for UCMR3, the projected number of samples to be contracted is divided equally between the two fiscal years.



FY 2011 and FY 2012 Actuals - Level 3 and Level 4 training sessions had to be cancelled due to unexpected and unavoidable circumstances. Although the training was not included in the FY2012 projections, FY 2012 reflects the first year for holding recertification trainings for volunteer water quality monitors.

PROGRAM DESCRIPTION

Department of Natural Resources

DEQ - Water Protection Program

Program is found in the following core budget(s): Water Protection Program

7b. Provide an efficiency measure.

Every dollar in Personal Services spent in the Infrastructure program generates construction dollars in Missouri communities.

	FY 2011 Projected	FY 2011 Actual	FY 2012 Projected	FY 2012 Actual	FY 2013 Projected	FY 2013 Actual	FY 2014 Projected	FY 2015 Projected	FY 2016 Projected
Personal Services Costs	\$2,828,151	\$2,682,193	\$2,762,658	\$2,687,034	\$2,767,645	\$2,615,949	\$2,850,675	\$2,936,195	\$3,024,281
Construction Dollars Awarded	\$106,500,000	\$146,656,977	\$147,250,000	\$107,745,584	\$124,973,361	\$89,585,751	\$114,700,000	\$114,700,000	\$114,700,000
Ratio Cost:Generation	\$1:\$38	\$1:\$55	\$1:\$53	\$1:\$40	\$1:\$45	\$1:\$34	\$1:\$40	\$1:\$39	\$1:\$38

Personal services costs are incurred by the Water Protection Program to make federal and state loans and grants awards to Missouri communities. These costs include direct personnel costs, fringe and indirect.

PROGRAM DESCRIPTION

Department of Natural Resources
DEQ - Water Protection Program
Program is found in the following core budget(s): Water Protection Program

7b. Provide an efficiency measure (continued).

Number of permit actions for control of discharges to the waters of the state completed each fiscal year

	FY 2011 Projected	FY 2011 Actual	FY 2012 Projected	FY 2012 Actual	FY 2013 Projected	FY 2013 Actual	FY 2014 Projected	FY 2015 Projected	FY 2016 Projected
Number of Missouri State Operating permit actions completed	4,500	3,850	7,500	6,533	2,600	3,476	4,000	4,000	4,000
Percent of new 60-day operating permits issued w/in statutory deadlines	80%	94%	100%	66%	100%	64%	100%	100%	100%
Percent of new 180-day operating permits issued w/in statutory deadlines	80%	94%	100%	54%	100%	67%	100%	100%	100%
Percent of new construction permits issued within statutory deadlines	95%	99%	100%	88%	100%	67%	100%	100%	100%

Permits are cyclical in nature with permits issued for a period of 5 years. Master general permits are issued to similar facilities that meet all of the requirements of that master general permit. The land disturbance master general permit, for example, was renewed during FY2012 and there are more than 6,000 individual land disturbance permits that have permit coverage under that master. There are three primary factors that contribute to the fluctuation in the number of permits issued within statutory timeframes. Construction permits and site specific permit renewals for publicly owned treatment works (POTW) are impacted due to a finding of affordability as required by RSMo 644.145 for new permit requirements or conditions. Operating permits have been impacted by permit centralization which was done to ensure consistency in permitting. Additional staff have been assigned as permit writers, however it takes approximately one year to train a new permit writer. Missouri's water quality standards have not been approved by EPA; the 2012 revision of the Missouri water quality standards rule allows for extended schedules of compliance for permitted facilities, as long as the schedule is practical. Standards have not been approved and that has delayed permits being issued. Projections for future fiscal years reflect the department's goals to address RSMO 640.018.1 regarding timely permit issuance. The WPP also operates an Antidegradation program which is a federal requirement. The Antidegradation program requires applicants of new or expanded discharges to undertake a structured review of wastewater treatment alternatives to determine if less-degrading options are economically efficient and to make sure that projects are socially and economically important. The WPP currently does not charge fees to cover the cost of reviewing Antidegradation submittals.

PROGRAM DESCRIPTION

Department of Natural Resources

DEQ - Water Protection Program

Program is found in the following core budget(s): Water Protection Program

7c. Provide the number of clients/individuals served, if applicable.

	FY 2011 Actual	FY 2012 Actual	FY 2013 Actual
Community Public Water Supply Systems	1,471	1,458	1,444
Population Served by Community Water Supply Systems	5,165,979	5,228,618	5,361,567
Non-Community Public Water Supply Systems	1,314	1,289	1,272
Permitted Wastewater & Stormwater Entities	13,536	13,187	10,098
Communities participating in State's infrastructure Loans & Grants Programs	36	17	27
Population Served by communities receiving infrastructure grants & loans (public wastewater treatment facilities; rural water, sewer & other; drinking water systems)	358,552	308,623	853,931
Government Entities Receiving Water Quality Grants	58	73	75
Nonprofit Organizations & Educational Institutions Receiving Water Quality Grants	12	5	3
Active Water & Wastewater Facility Operator Certifications	8,848	9,050	8,931
Water & Wastewater Operator Certification Examinations Given	1,333	1,470	1,395
Number Attending Water & Wastewater Operator Training Courses	14,084	18,838	19,507

Notes: Community Public Water Supply System - serves residential areas where a minimum of 25 people live all year (i.e. towns, cities, mobile home parks, subdivisions) or systems with a minimum of 15 service connections; Non-community Public Water Supply System - serves transient population of a minimum of 25 people per day (restaurants, schools, businesses, parks, highway rest areas). Beginning in FY 2010, the number of government entities receiving grants increased for grants to public water systems for studies to assess the system and develop and submit an engineering report containing recommendations to improve the system and for projects to protect groundwater and the quality of their source water. The increased population served by communities receiving infrastructure grants & loans is due to systems receiving some of the grants and loans serve a larger population. The increased Population Served by Community Water Supply Systems is due to populations reported and updated by these systems. The largest increase was from the City of Springfield of 57,000.

7d. Provide a customer satisfactions measure, if available.

Not available

NEW DECISION ITEM

RANK: 009 OF 011

Department of Natural Resources	Budget Unit <u>79415C</u>
Division of Environmental Quality	
Clean Water & Drinking Water SRF Increase DI# 1780005	

1. AMOUNT OF REQUEST

	FY 2015 Budget Request					FY 2015 Governor's Recommendation			
	GR	Federal	Other	Total		GR	Federal	Other	Total
PS	0	0	0	0	PS	0	0	0	0
EE	0	0	0	0	EE	0	0	0	0
PSD	0	0	204,104,711	204,104,711	PSD	0	0	0	0
TRF	0	0	0	0	TRF	0	0	0	0
Total	0	0	204,104,711	204,104,711	Total	0	0	0	0
FTE	0.00	0.00	0.00	0.00	FTE	0.00	0.00	0.00	0.00

Est. Fringe	0	0	0	0
--------------------	---	---	---	---

Note: Fringes budgeted in House Bill 5 except for certain fringes budgeted directly to MoDOT, Highway Patrol, and

Est. Fringe	0	0	0	0
--------------------	---	---	---	---

Note: Fringes budgeted in House Bill 5 except for certain fringes budgeted directly to MoDOT, Highway Patrol, and Conservation.

Other Funds: Water and Wastewater Loan Revolving Fund (0602); Water and Wastewater Loan Fund (0649)

2. THIS REQUEST CAN BE CATEGORIZED AS:

<input type="checkbox"/> New Legislation	<input type="checkbox"/> New Program	<input type="checkbox"/> Fund Switch
<input type="checkbox"/> Federal Mandate	<input checked="" type="checkbox"/> Program Expansion	<input type="checkbox"/> Cost to Continue
<input type="checkbox"/> GR Pick-Up	<input type="checkbox"/> Space Request	<input type="checkbox"/> Equipment Replacement
<input type="checkbox"/> Pay Plan	<input type="checkbox"/> Other: _____	

NEW DECISION ITEM

RANK: 009 OF 011

Department of Natural Resources
Division of Environmental Quality
Clean Water & Drinking Water SRF Increase DI# 1780005

Budget Unit 79415C

3. WHY IS THIS FUNDING NEEDED? PROVIDE AN EXPLANATION FOR ITEMS CHECKED IN #2. INCLUDE THE FEDERAL OR STATE STATUTORY OR CONSTITUTIONAL AUTHORIZATION FOR THIS PROGRAM.

To allow the Financial Assistance Center (FAC) within the Water Protection Program to make additional loans and grants for the Clean Water and Drinking Water State Revolving Fund (SRF) Programs, the expenditure appropriation level needs to be increased by \$204,104,711. The Clean Water and Drinking Water FY14 Intended Use Plans (IUP) list the loans and grants that are projected to close during the fiscal year, increasing our projected expenditures, and are the basis for this request. Projects that did not get funded on the FY14 IUP will automatically roll over to the FY15 IUP for funding. In addition, the department is planning a \$130,000,000 EIERA bond sale to generate more funds to loan for projects.

Water Infrastructure addresses inadequate treatment of sewage, water used for drinking water supplies, and storm water runoff that causes public health hazards and pollutes streams and lakes. The construction of public drinking water or wastewater treatment facilities is expensive and many Missouri communities need financial assistance to meet these costs. The department operates several grant and loan programs to assist political subdivisions in constructing adequate wastewater, storm water and drinking water treatment facilities. This item requests the core appropriation increase needed to provide financial assistance to Missouri communities and public water supply systems for construction and expansion of drinking water and wastewater treatment projects.

For these programs to be effective, the state must have the ability to pay for the expenditures as communities' pay requests are submitted to DNR. These pay requests are for projects currently committed and for projects that will be committed this fiscal year. These communities need to be assured that the full amount of their pay requests will be paid timely, otherwise they will not be able to pay their contractors and/or engineers for work performed. The projects are multi-year and are paid out over the length of the project.

NEW DECISION ITEM

RANK: 009 OF 011

Department of Natural Resources	Budget Unit	79415C
Division of Environmental Quality		
Clean Water & Drinking Water SRF Increase	DI#	1780005

4. DESCRIBE THE DETAILED ASSUMPTIONS USED TO DERIVE THE SPECIFIC REQUESTED AMOUNT. (How did you determine that the requested number of FTE were appropriate? From what source or standard did you derive the requested levels of funding? Were alternatives such as outsourcing or automation considered? If based on new legislation, does request tie to TAFP fiscal note? If not, explain why. Detail which portions of the request are one-times and how those amounts were calculated.)

Construction curve estimates project spending over an approximate 32 month timeframe. The combined percentage of the estimated draws total 41.73% for the first year and 45.88% for the second year. The Program assumes the projects projected to close in FY14 will pay out in FY15 at the second year rate while additional projects in the FY14 IUP planning list will be funded in FY15 at the first year rate. The department has not yet solicited projects for the FY15 IUP but anticipate more will be added.

SRF capitalization grant funds are deposited in Fund 0649. Fund 0602 is the revolving fund where SRF repayment dollars are deposited and re-issued to communities as additional project loans and grants. An increase of \$204,104,711 is needed to process payments for projects that are currently obligated and projects that will have loan closings during FY15.

Clean Water (CW) SRF	Project \$	2nd/1st Yr Curve	
Projects projected to close in FY14	\$318,833,687	45.88%	\$146,280,896
FY14 CW IUP - Planning List Projects	\$185,395,090	41.73%	\$77,365,371
Anticipated project(s) not in FY14 IUP	\$50,000,000	41.73%	\$20,865,000
			<u>\$244,511,267</u> total CW need
			<u>\$100,000,000</u> less FY14 appropriation
			<u>\$144,511,267</u> FY15 CW new decision item
 Drinking Water (DW) SRF			
Projects projected to close in FY14	\$48,363,511	45.88%	\$22,189,179
FY14 CW IUP - Planning List Projects	\$123,182,999	41.73%	\$51,404,265
			<u>\$73,593,444</u> total DW need
			<u>\$14,000,000</u> less FY14 appropriation
			<u>\$59,593,444</u> FY15 DW new decision item
			 <u>\$204,104,711</u> Total FY15 New Decision Item for CW and DW SRF projects

NEW DECISION ITEM

RANK: 009 OF 011

Department of Natural Resources	Budget Unit <u>79415C</u>
Division of Environmental Quality	
Clean Water & Drinking Water SRF Increase	DI# 1780005

5. BREAK DOWN THE REQUEST BY BUDGET OBJECT CLASS, JOB CLASS, AND FUND SOURCE. IDENTIFY ONE-TIME COSTS.

Budget Object Class/Job Class	Dept Req GR DOLLARS	Dept Req GR FTE	Dept Req FED DOLLARS	Dept Req FED FTE	Dept Req OTHER DOLLARS	Dept Req OTHER FTE	Dept Req TOTAL DOLLARS	Dept Req TOTAL FTE	Dept Req One-Time DOLLARS
Total PS	0	0.00	0	0.00	0	0.00	0	0.00	0
Total EE	0	0.00	0	0.00	0	0.00	0	0.00	0
Program Distributions					204,104,711		204,104,711		0
Total PSD	0		0		204,104,711		204,104,711		0
Total TRF	0		0		0		0		0
Grand Total	0	0.00	0	0.00	204,104,711	0.00	204,104,711	0.00	0

Budget Object Class/Job Class	Gov Rec GR DOLLARS	Gov Rec GR FTE	Gov Rec FED DOLLARS	Gov Rec FED FTE	Gov Rec OTHER DOLLARS	Gov Rec OTHER FTE	Gov Rec TOTAL DOLLARS	Gov Rec TOTAL FTE	Gov Rec One-Time DOLLARS
Total PS	0	0.00	0	0.00	0	0.00	0	0.00	0
Total EE	0	0.00	0	0.00	0	0.00	0	0.00	0
Program Distributions							0		0
Total PSD	0		0		0		0		0
Total TRF	0		0		0		0		0
Grand Total	0	0.00	0	0.00	0	0.00	0	0.00	0

NEW DECISION ITEM

RANK: 009 OF 011

Department of Natural Resources Budget Unit 79415C
Division of Environmental Quality
Clean Water & Drinking Water SRF Increase DI# 1780005

6. PERFORMANCE MEASURES (If new decision item has an associated core, separately identify projected performance with & without additional funding.)

6a. Provide an effectiveness measure.

Every dollar in Personal Services spent in the infrastructure program generates construction dollars in Missouri communities.

	FY 2015 Projected (core only)	FY 2015 Projected (core & NDI)
Personal Services Costs	\$ 2,936,195	\$ 2,936,195
Construction Dollars Awarded	\$ 114,700,000	\$ 318,804,711
Cost/Generation Ratio	\$1:\$39	\$1:\$108

6b. Provide an efficiency measure.

Increased appropriation authority will allow for timely payment to communities for current and future obligations.

6c. Provide the number of clients/individuals served, if applicable.

Not available

6d. Provide a customer satisfaction measure, if available.

Not available

7. STRATEGIES TO ACHIEVE THE PERFORMANCE MEASUREMENT TARGETS:

Increased appropriation authority will allow for timely payment to communities for current and future obligations.

Department of Natural Resources

DECISION ITEM DETAIL

Budget Unit	FY 2013	FY 2013	FY 2014	FY 2014	FY 2015	FY 2015	FY 2015	FY 2015
Decision Item	ACTUAL	ACTUAL	BUDGET	BUDGET	DEPT REQ	DEPT REQ	GOV REC	GOV REC
Budget Object Class	DOLLAR	FTE	DOLLAR	FTE	DOLLAR	FTE	DOLLAR	FTE
WATER INFRASTRUCTURE								
Clean Wtr & Drinking Wtr SRF - 1780005								
PROGRAM DISTRIBUTIONS	0	0.00	0	0.00	204,104,711	0.00	0	0.00
TOTAL - PD	0	0.00	0	0.00	204,104,711	0.00	0	0.00
GRAND TOTAL	\$0	0.00	\$0	0.00	\$204,104,711	0.00	\$0	0.00
GENERAL REVENUE	\$0	0.00	\$0	0.00	\$0	0.00		0.00
FEDERAL FUNDS	\$0	0.00	\$0	0.00	\$0	0.00		0.00
OTHER FUNDS	\$0	0.00	\$0	0.00	\$204,104,711	0.00		0.00

Department of Natural Resources

DECISION ITEM SUMMARY

Budget Unit									
Decision Item	FY 2013	FY 2013	FY 2014	FY 2014	FY 2015	FY 2015	FY 2015	FY 2015	FY 2015
Budget Object Summary	ACTUAL	ACTUAL	BUDGET	BUDGET	DEPT REQ	DEPT REQ	GOV REC	GOV REC	GOV REC
Fund	DOLLAR	FTE	DOLLAR	FTE	DOLLAR	FTE	DOLLAR	FTE	FTE
AIR POLLUTION CONTROL PGRM									
CORE									
PERSONAL SERVICES									
DEPT NATURAL RESOURCES	874,609	19.76	470,263	10.51	991,134	22.41	991,134	22.41	22.41
MO AIR EMISSION REDUCTION	703,979	16.99	762,068	19.06	762,068	19.06	762,068	19.06	19.06
NRP-AIR POLLUTION ASBESTOS FEE	99,976	2.53	158,105	3.76	158,105	3.76	158,105	3.76	3.76
NRP-AIR POLLUTION PERMIT FEE	2,619,126	59.50	3,335,255	74.65	2,814,384	62.75	2,814,384	62.75	62.75
TOTAL - PS	4,297,690	98.78	4,725,691	107.98	4,725,691	107.98	4,725,691	107.98	107.98
EXPENSE & EQUIPMENT									
DEPT NATURAL RESOURCES	58,892	0.00	452,580	0.00	452,580	0.00	452,580	0.00	0.00
MO AIR EMISSION REDUCTION	86,139	0.00	458,342	0.00	458,342	0.00	458,342	0.00	0.00
NATURAL RESOURCES PROTECTION	0	0.00	19	0.00	19	0.00	19	0.00	0.00
NRP-AIR POLLUTION ASBESTOS FEE	14,297	0.00	36,691	0.00	36,691	0.00	36,691	0.00	0.00
NRP-AIR POLLUTION PERMIT FEE	111,475	0.00	583,573	0.00	583,573	0.00	583,573	0.00	0.00
TOTAL - EE	270,803	0.00	1,531,205	0.00	1,531,205	0.00	1,531,205	0.00	0.00
TOTAL	4,568,493	98.78	6,256,896	107.98	6,256,896	107.98	6,256,896	107.98	107.98
Pay Plan FY14-Cost to Continue - 0000014									
PERSONAL SERVICES									
DEPT NATURAL RESOURCES	0	0.00	0	0.00	2,633	0.00	2,633	0.00	0.00
MO AIR EMISSION REDUCTION	0	0.00	0	0.00	4,767	0.00	4,767	0.00	0.00
NRP-AIR POLLUTION ASBESTOS FEE	0	0.00	0	0.00	942	0.00	942	0.00	0.00
NRP-AIR POLLUTION PERMIT FEE	0	0.00	0	0.00	18,668	0.00	18,668	0.00	0.00
TOTAL - PS	0	0.00	0	0.00	27,010	0.00	27,010	0.00	0.00
TOTAL	0	0.00	0	0.00	27,010	0.00	27,010	0.00	0.00
Pay Plan FY15-COLA - 0000015									
PERSONAL SERVICES									
DEPT NATURAL RESOURCES	0	0.00	0	0.00	0	0.00	13,665	0.00	0.00
MO AIR EMISSION REDUCTION	0	0.00	0	0.00	0	0.00	10,545	0.00	0.00
NRP-AIR POLLUTION ASBESTOS FEE	0	0.00	0	0.00	0	0.00	2,188	0.00	0.00

1/21/14 19:06

im_disummary

Department of Natural Resources

DECISION ITEM SUMMARY

Budget Unit								
Decision Item	FY 2013	FY 2013	FY 2014	FY 2014	FY 2015	FY 2015	FY 2015	FY 2015
Budget Object Summary	ACTUAL	ACTUAL	BUDGET	BUDGET	DEPT REQ	DEPT REQ	GOV REC	GOV REC
Fund	DOLLAR	FTE	DOLLAR	FTE	DOLLAR	FTE	DOLLAR	FTE
AIR POLLUTION CONTROL PGRM								
Pay Plan FY15-COLA - 0000015								
PERSONAL SERVICES								
NRP-AIR POLLUTION PERMIT FEE	0	0.00	0	0.00	0	0.00	38,955	0.00
TOTAL - PS	0	0.00	0	0.00	0	0.00	65,353	0.00
TOTAL	0	0.00	0	0.00	0	0.00	65,353	0.00
GRAND TOTAL	\$4,568,493	98.78	\$6,256,896	107.98	\$6,283,906	107.98	\$6,349,259	107.98

Department of Natural Resources

DECISION ITEM SUMMARY

Budget Unit								
Decision Item	FY 2013	FY 2013	FY 2014	FY 2014	FY 2015	FY 2015	FY 2015	FY 2015
Budget Object Summary	ACTUAL	ACTUAL	BUDGET	BUDGET	DEPT REQ	DEPT REQ	GOV REC	GOV REC
Fund	DOLLAR	FTE	DOLLAR	FTE	DOLLAR	FTE	DOLLAR	FTE
AIR POLLUTION CONTROL GRANTS								
CORE								
EXPENSE & EQUIPMENT								
DEPT NATURAL RESOURCES	0	0.00	75,000	0.00	0	0.00	0	0.00
TOTAL - EE	0	0.00	75,000	0.00	0	0.00	0	0.00
PROGRAM-SPECIFIC								
DEPT NATURAL RESOURCES	1,656,411	0.00	6,925,000	0.00	7,000,000	0.00	7,000,000	0.00
NRP-AIR POLLUTION PERMIT FEE	50,637	0.00	1,272,621	0.00	1,272,621	0.00	1,272,621	0.00
TOTAL - PD	1,707,048	0.00	8,197,621	0.00	8,272,621	0.00	8,272,621	0.00
TOTAL	1,707,048	0.00	8,272,621	0.00	8,272,621	0.00	8,272,621	0.00
GRAND TOTAL	\$1,707,048	0.00	\$8,272,621	0.00	\$8,272,621	0.00	\$8,272,621	0.00

CORE DECISION ITEM

Department of Natural Resources	Budget Unit 78865C, 79230C
Division of Environmental Quality	
Air Pollution Control Program Core	

1. CORE FINANCIAL SUMMARY

	FY 2015 Budget Request			
	GR	Federal	Other	Total
PS	0	991,134	3,734,557	4,725,691
EE	0	452,580	1,078,625	1,531,205
PSD	0	7,000,000	1,272,621	8,272,621
Total	0	8,443,714	6,085,803	14,529,517
FTE	0.00	22.41	85.57	107.98

	FY 2015 Governor's Recommendation			
	GR	Fed	Other	Total
PS	0	991,134	3,734,557	4,725,691
EE	0	452,580	1,078,625	1,531,205
PSD	0	7,000,000	1,272,621	8,272,621
Total	0	8,443,714	6,085,803	14,529,517
FTE	0.00	22.41	85.57	107.98

Est. Fringe	0	464,842	1,751,507	2,216,349
--------------------	---	---------	-----------	-----------

Note: Fringes budgeted in House Bill 5 except for certain fringes budgeted directly to MoDOT, Highway Patrol, and Conservation.

Est. Fringe	0	497,648	1,875,121	2,372,769
--------------------	---	---------	-----------	-----------

Note: Fringes budgeted in House Bill 5 except for certain fringes budgeted directly to MoDOT, Highway Patrol, and Conservation.

Other Funds: Missouri Air Emission Reduction Fund (0267); Natural Resources Protection Fund - Damages Subaccount (0555); Natural Resources Protection Fund - Air Pollution Asbestos Fee Subaccount (0584); Natural Resources Protection Fund - Air Pollution Permit Fee Subaccount (0594)

The FY 2015 budget request includes appropriation authority of \$4,400,000 to be used for encumbrance purposes only related to Air Pollution Control Grants.

Note: This core budget is facing fiscal challenges.

CORE DECISION ITEM

Department of Natural Resources
Division of Environmental Quality
Air Pollution Control Program Core

Budget Unit 78865C, 79230C

2. CORE DESCRIPTION

The Air Pollution Control Program (APCP) strives to maintain and improve the quality of Missouri's air to protect public health, general welfare and the environment. The APCP issues construction and operating permits to help ensure facilities are built in compliance with the laws and rules designed to protect public health. The program, working with the department's Regional Offices, identifies facilities that are not in compliance and works with them to reach compliance. By collecting air monitoring and emission inventory information, the APCP provides benchmark data for the state's air quality planning efforts. Air monitoring data can be measured against that benchmark to provide an indicator of whether air pollution control in Missouri is successful. In the St. Louis area, the department and the Missouri State Highway Patrol oversee the joint vehicle emissions and safety inspection program.

The Air Pollution Control Grants and Contracts will continue to be given to the metropolitan planning organizations (East-West Gateway Council of Governments in the St. Louis area and Mid-America Regional Council in the Kansas City area) to carry out planning, education and outreach activities aimed at reducing air pollution.

This core item also allows the department to receive federal funds for homeland security and protection. In the past, the department has received federal funds directed toward monitoring air quality. The department needs this appropriation to receive and expend federal funds directed at environmental security threats.

3. PROGRAM LISTING (list programs included in this core funding)

Air Pollution Control Program

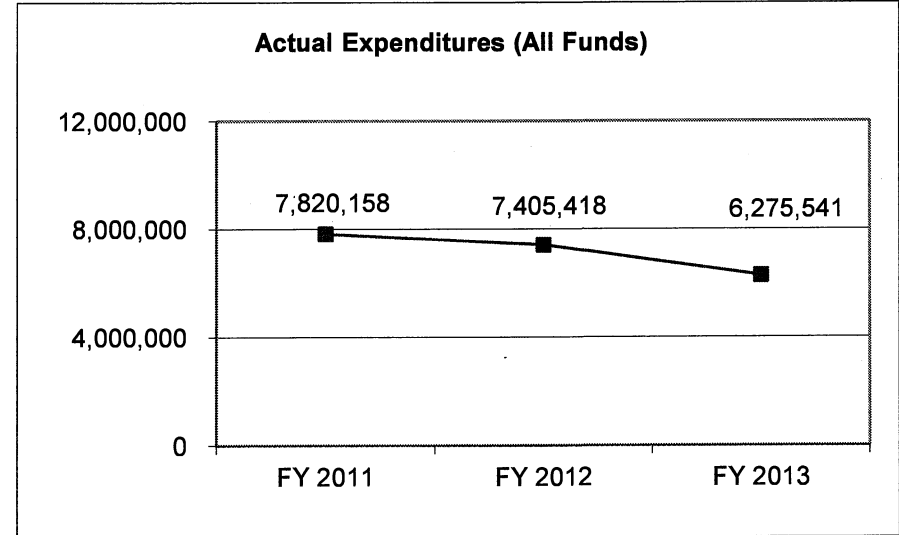
CORE DECISION ITEM

Department of Natural Resources
Division of Environmental Quality
Air Pollution Control Program Core

Budget Unit 78865C, 79230C

4. FINANCIAL HISTORY

	FY 2011 Actual	FY 2012 Actual	FY 2013 Actual	FY 2014 Current Yr.
Appropriation (All Funds) (1)	12,476,729	12,693,376	12,570,709	14,529,517
Less Reverted (All Funds)	0	0	0	N/A
Budget Authority (All Funds)	12,476,729	12,693,376	12,570,709	N/A
Actual Expenditures (All Funds)	7,820,158	7,405,418	6,275,541	N/A
Unexpended (All Funds)	4,656,571	5,287,958	6,295,168	N/A
Unexpended, by Fund:				
General Revenue	0	0	0	N/A
Federal	1,714,270	2,289,041	3,118,294	N/A
Other	2,942,301	2,998,917	3,176,874	N/A
	(2 & 3)	(2 & 3)	(2 & 3)	



Actual expenditures for all fiscal years are as of June 30 and do not include lapse period activities.

Reverted includes Governor's standard 3 percent reserve (when applicable) and any expenditure restrictions.

NOTES:

(1) Financial data includes operating and pass through appropriations.

(2) The department continues to review operating expenditures to be efficient and effective with state resources. The majority of other funds lapses were in expenses and equipment. Voluntary core reductions were taken in FY 2014.

(3) Unexpended appropriations are due to timing of grant awards and payments to subgrantees. The majority of Federal fund lapses and a portion of the other funds lapses are PSD related. In many cases, pass through appropriation has been provided to allow for encumbrance and payment of our commitments, which often span multiple fiscal years causing high unexpended balances. Beginning in FY 2014, appropriations were provided for encumbrance purposes separate from expenditures. Both types of appropriation are included in the data above, therefore high unexpended balances will continue to be reflected. The FY 2015 Budget Request includes appropriation authority of \$4,400,000 to be used for encumbrance purposes only related to Air Pollution Control Grants.

CORE DECISION ITEM

Department of Natural Resources	Budget Unit 78865C, 79230C
Division of Environmental Quality	
Air Pollution Control Program Core	

4. FINANCIAL HISTORY (continued)

Air Pollution Control Program - Reconciliation

	FY 2011	FY 2012	FY 2013	FY 2014	FY 2015
	Actual	Actual	Actual	Current	Gov Rec
Air Pollution Control Operations (78865C)	4,440,668	4,508,440	4,568,493	6,256,896	6,256,896
Air Grants & Contracts PSD (79230C)	3,379,490	2,896,978	1,707,048	8,272,621	8,272,621
Total	7,820,158	7,405,418	6,275,541	14,529,517	14,529,517

Note: Beginning in FY 2014, the budget includes appropriation authority of \$4,400,000 to be used for encumbrance purposes only related to Air Pollution Control Grants.

CORE RECONCILIATION DETAIL

DEPARTMENT OF NATURAL RESOURCES
AIR POLLUTION CONTROL PGRM

5. CORE RECONCILIATION DETAIL

			Budget Class	FTE	GR	Federal	Other	Total	Explanation
TAFP AFTER VETOES									
			PS	107.98	0	470,263	4,255,428	4,725,691	
			EE	0.00	0	452,580	1,078,625	1,531,205	
			Total	107.98	0	922,843	5,334,053	6,256,896	
DEPARTMENT CORE ADJUSTMENTS									
Core Reallocation	1474 5367		PS	11.90	0	520,871	0	520,871	Core reallocations will more closely align the budget with planned spending.
Core Reallocation	1474 5368		PS	0.00	0	0	0	(0)	Core reallocations will more closely align the budget with planned spending.
Core Reallocation	1474 5369		PS	(11.90)	0	0	(520,871)	(520,871)	Core reallocations will more closely align the budget with planned spending.
Core Reallocation	1474 4381		PS	0.00	0	0	0	0	Core reallocations will more closely align the budget with planned spending.
NET DEPARTMENT CHANGES				0.00	0	520,871	(520,871)	(0)	
DEPARTMENT CORE REQUEST									
			PS	107.98	0	991,134	3,734,557	4,725,691	
			EE	0.00	0	452,580	1,078,625	1,531,205	
			Total	107.98	0	1,443,714	4,813,182	6,256,896	
GOVERNOR'S RECOMMENDED CORE									
			PS	107.98	0	991,134	3,734,557	4,725,691	

CORE RECONCILIATION DETAIL

DEPARTMENT OF NATURAL RESOURCES
AIR POLLUTION CONTROL PGRM

5. CORE RECONCILIATION DETAIL

	Budget Class	FTE	GR	Federal	Other	Total	Explanation
GOVERNOR'S RECOMMENDED CORE							
	EE	0.00	0	452,580	1,078,625	1,531,205	
	Total	107.98	0	1,443,714	4,813,182	6,256,896	

CORE RECONCILIATION DETAIL

DEPARTMENT OF NATURAL RESOURCES
AIR POLLUTION CONTROL GRANTS

5. CORE RECONCILIATION DETAIL

		Budget Class	FTE	GR	Federal	Other	Total	Explanation
TAFP AFTER VETOES								
		EE	0.00	0	75,000	0	75,000	
		PD	0.00	0	6,925,000	1,272,621	8,197,621	
		Total	0.00	0	7,000,000	1,272,621	8,272,621	
DEPARTMENT CORE ADJUSTMENTS								
Core Reallocation	1485 7452	EE	0.00	0	(25,000)	0	(25,000)	Core reallocations will more closely align the budget with planned spending.
Core Reallocation	1485 8537	EE	0.00	0	(50,000)	0	(50,000)	Core reallocations will more closely align the budget with planned spending.
Core Reallocation	1485 7452	PD	0.00	0	25,000	0	25,000	Core reallocations will more closely align the budget with planned spending.
Core Reallocation	1485 8537	PD	0.00	0	50,000	0	50,000	Core reallocations will more closely align the budget with planned spending.
NET DEPARTMENT CHANGES			0.00	0	0	0	0	
DEPARTMENT CORE REQUEST								
		EE	0.00	0	0	0	0	
		PD	0.00	0	7,000,000	1,272,621	8,272,621	
		Total	0.00	0	7,000,000	1,272,621	8,272,621	
GOVERNOR'S RECOMMENDED CORE								
		EE	0.00	0	0	0	0	

CORE RECONCILIATION DETAIL

DEPARTMENT OF NATURAL RESOURCES
AIR POLLUTION CONTROL GRANTS

5. CORE RECONCILIATION DETAIL

	Budget Class	FTE	GR	Federal	Other	Total	Explanation
GOVERNOR'S RECOMMENDED CORE							
	PD	0.00	0	7,000,000	1,272,621	8,272,621	
	Total	0.00	0	7,000,000	1,272,621	8,272,621	

Department of Natural Resources

DECISION ITEM DETAIL

Budget Unit	FY 2013	FY 2013	FY 2014	FY 2014	FY 2015	FY 2015	FY 2015	FY 2015
Decision Item	ACTUAL	ACTUAL	BUDGET	BUDGET	DEPT REQ	DEPT REQ	GOV REC	GOV REC
Budget Object Class	DOLLAR	FTE	DOLLAR	FTE	DOLLAR	FTE	DOLLAR	FTE
AIR POLLUTION CONTROL PGRM								
CORE								
SR OFC SUPPORT ASST (CLERICAL)	12,139	0.50	0	0.00	0	0.00	0	0.00
ADMIN OFFICE SUPPORT ASSISTANT	56,378	2.00	56,971	2.00	56,924	2.00	56,924	2.00
OFFICE SUPPORT ASST (KEYBRD)	54,340	2.43	107,808	4.75	62,364	2.75	62,364	2.75
SR OFC SUPPORT ASST (KEYBRD)	155,622	6.16	179,048	7.00	229,518	9.00	229,518	9.00
ACCOUNT CLERK II	7,611	0.31	25,339	1.00	0	0.00	0	(0.00)
ACCOUNTANT III	42,516	1.00	42,838	1.00	42,802	1.00	42,802	1.00
ACCOUNTING ANAL I	27,336	0.82	0	0.00	0	0.00	0	0.00
ACCOUNTING ANAL II	12,816	0.31	80,329	2.00	76,580	2.00	76,580	2.00
RESEARCH ANAL I	8,061	0.25	0	0.00	0	0.00	0	0.00
RESEARCH ANAL II	62,329	1.75	71,238	2.00	71,864	2.00	71,864	2.00
RESEARCH ANAL III	124,626	3.00	125,580	3.00	125,478	3.00	125,478	3.00
PUBLIC INFORMATION SPEC II	28,655	0.81	35,619	1.00	35,590	1.00	35,590	1.00
EXECUTIVE I	31,774	1.00	32,075	1.00	32,050	1.00	32,050	1.00
TOXICOLOGIST	57,769	1.00	58,114	1.00	58,066	1.00	58,066	1.00
ENVIRONMENTAL SPEC I	75,512	2.55	0	0.00	0	0.00	0	0.00
ENVIRONMENTAL SPEC II	223,405	6.32	0	0.00	0	0.00	0	0.00
ENVIRONMENTAL SPEC III	568,835	14.29	911,310	24.00	941,616	24.00	941,616	24.00
ENVIRONMENTAL SPEC IV	620,790	12.90	640,111	13.00	620,374	13.00	620,374	13.00
ENVIRONMENTAL ENGR I	121,276	2.91	0	0.00	0	0.00	0	0.00
ENVIRONMENTAL ENGR II	1,065,821	22.29	1,291,221	27.23	1,278,723	27.48	1,278,723	27.48
ENVIRONMENTAL ENGR III	416,196	7.57	512,620	9.00	539,624	9.75	539,624	9.75
ENVIRONMENTAL ENGR IV	103,724	1.62	126,316	2.00	128,912	2.00	128,912	2.00
ENVIRONMENTAL MGR B1	56,607	1.00	56,949	1.00	56,903	1.00	56,903	1.00
ENVIRONMENTAL MGR B2	189,623	3.17	242,228	4.00	238,369	4.00	238,369	4.00
FISCAL & ADMINISTRATIVE MGR B1	50,817	1.00	51,151	1.00	51,109	1.00	51,109	1.00
STAFF DIRECTOR	78,574	1.00	78,826	1.00	78,825	1.00	78,825	1.00
MISCELLANEOUS PROFESSIONAL	44,538	0.82	0	0.00	0	0.00	0	0.00
TOTAL - PS	4,297,690	98.78	4,725,691	107.98	4,725,691	107.98	4,725,691	107.98
TRAVEL, IN-STATE	64,848	0.00	69,120	0.00	68,120	0.00	68,120	0.00
TRAVEL, OUT-OF-STATE	7,198	0.00	6,035	0.00	7,035	0.00	7,035	0.00
SUPPLIES	45,361	0.00	121,624	0.00	121,624	0.00	121,624	0.00
PROFESSIONAL DEVELOPMENT	15,732	0.00	82,725	0.00	82,725	0.00	82,725	0.00

Department of Natural Resources

DECISION ITEM DETAIL

Budget Unit	FY 2013	FY 2013	FY 2014	FY 2014	FY 2015	FY 2015	FY 2015	FY 2015
Decision Item	ACTUAL	ACTUAL	BUDGET	BUDGET	DEPT REQ	DEPT REQ	GOV REC	GOV REC
Budget Object Class	DOLLAR	FTE	DOLLAR	FTE	DOLLAR	FTE	DOLLAR	FTE
AIR POLLUTION CONTROL PGRM								
CORE								
COMMUNICATION SERV & SUPP	36,736	0.00	78,832	0.00	78,832	0.00	78,832	0.00
PROFESSIONAL SERVICES	82,104	0.00	914,650	0.00	914,620	0.00	914,620	0.00
M&R SERVICES	15,322	0.00	57,887	0.00	57,887	0.00	57,887	0.00
MOTORIZED EQUIPMENT	0	0.00	29,489	0.00	29,489	0.00	29,489	0.00
OFFICE EQUIPMENT	1,258	0.00	36,407	0.00	36,407	0.00	36,407	0.00
OTHER EQUIPMENT	0	0.00	79,056	0.00	79,056	0.00	79,056	0.00
BUILDING LEASE PAYMENTS	1,068	0.00	10,290	0.00	10,320	0.00	10,320	0.00
EQUIPMENT RENTALS & LEASES	141	0.00	27,171	0.00	27,171	0.00	27,171	0.00
MISCELLANEOUS EXPENSES	1,035	0.00	17,919	0.00	17,919	0.00	17,919	0.00
TOTAL - EE	270,803	0.00	1,531,205	0.00	1,531,205	0.00	1,531,205	0.00
GRAND TOTAL	\$4,568,493	98.78	\$6,256,896	107.98	\$6,256,896	107.98	\$6,256,896	107.98
GENERAL REVENUE	\$0	0.00	\$0	0.00	\$0	0.00	\$0	0.00
FEDERAL FUNDS	\$933,501	19.76	\$922,843	10.51	\$1,443,714	22.41	\$1,443,714	22.41
OTHER FUNDS	\$3,634,992	79.02	\$5,334,053	97.47	\$4,813,182	85.57	\$4,813,182	85.57

Department of Natural Resources

DECISION ITEM DETAIL

Budget Unit	FY 2013	FY 2013	FY 2014	FY 2014	FY 2015	FY 2015	FY 2015	FY 2015
Decision Item	ACTUAL	ACTUAL	BUDGET	BUDGET	DEPT REQ	DEPT REQ	GOV REC	GOV REC
Budget Object Class	DOLLAR	FTE	DOLLAR	FTE	DOLLAR	FTE	DOLLAR	FTE
AIR POLLUTION CONTROL GRANTS								
CORE								
PROFESSIONAL SERVICES	0	0.00	75,000	0.00	0	0.00	0	0.00
TOTAL - EE	0	0.00	75,000	0.00	0	0.00	0	0.00
PROGRAM DISTRIBUTIONS	1,707,048	0.00	8,197,621	0.00	8,272,621	0.00	8,272,621	0.00
TOTAL - PD	1,707,048	0.00	8,197,621	0.00	8,272,621	0.00	8,272,621	0.00
GRAND TOTAL	\$1,707,048	0.00	\$8,272,621	0.00	\$8,272,621	0.00	\$8,272,621	0.00
GENERAL REVENUE	\$0	0.00	\$0	0.00	\$0	0.00	\$0	0.00
FEDERAL FUNDS	\$1,656,411	0.00	\$7,000,000	0.00	\$7,000,000	0.00	\$7,000,000	0.00
OTHER FUNDS	\$50,637	0.00	\$1,272,621	0.00	\$1,272,621	0.00	\$1,272,621	0.00

PROGRAM DESCRIPTION

Department of Natural Resources

DEQ - Air Pollution Control Program

Program is found in the following core budget(s): Air Pollution Control Program

1. What does this program do?

The Air Pollution Control Program (APCP) strives to maintain and improve the quality of Missouri's air to protect public health, general welfare and the environment. The APCP operates according to the Clean Air Act, Missouri Air Conservation Law and State Implementation Plans and Rules. The APCP issues construction and operating permits to help ensure facilities are built in compliance with the laws and rules and not operating in a manner to cause violations of federal and state, health-based air quality standards. The APCP, working with the department's Regional Offices, identifies facilities that are not in compliance and works with them to reach compliance. If those efforts are unsuccessful, the program will start enforcement action.

By collecting air monitoring and emission inventory information, the APCP provides benchmark data and measures collected data against that benchmark to provide an indicator of whether air pollution control in Missouri is successful. When the Environmental Protection Agency (EPA) promulgates an air quality standard for a pollutant, it triggers a process to evaluate each county in the state and determine what areas of the state violate the new standard. EPA then designates those areas found to be in violation and those that "cause or contribute" to the violation as "nonattainment" areas. Depending on the pollutant, this designation then triggers an 18-month or 3-year time frame for the state to submit a State Implementation Plan, which is a plan to detail what measures the state will implement to improve air quality in the nonattainment area to the level necessary to achieve the standard. Five areas within the state are currently designated nonattainment including St. Louis for the 1997 and 2008 Ozone standards, St. Louis for the 1997 annual PM_{2.5} standard (fine particles) and the City of Herculaneum and portions of Iron, Dent, and Reynolds counties for Lead. The APCP is working to attain these federal standards, while beginning early planning efforts to address several new, more stringent standards as the following describes.

EPA revised the National Ambient Air Quality Standard (NAAQS) for Lead from 1.5 micrograms per cubic meter (ug/m³) to 0.15 ug/m³, effective January 2009. In November 2010, EPA designated nonattainment areas consisting of the City of Herculaneum and portions of Iron, Dent, and Reynolds Counties. The APCP submitted State Implementation Plans (SIPs) to bring these areas into attainment to EPA in April 2013.

EPA established a new 1-hour Nitrogen Dioxide (NO₂) NAAQS of 100 parts per billion (ppb), effective April 2010. The state currently does not have any areas out of compliance with the new NO₂ NAAQS. However, beginning in 2013, the standard and recent revisions to the monitoring regulations require that NO₂ monitors be located near major roadways in heavily populated areas. Once operating, the new monitors may detect problems with this NO₂ standard.

EPA set a new 1-hour Sulfur Dioxide (SO₂) NAAQS of 75 ppb, effective August 2010. In April 2013, the department recommended to EPA that portions of Jackson and Jefferson Counties be designated nonattainment for the new SO₂ standard. The EPA designated these nonattainment areas at the end of July 2013. SIPs to bring these areas into attainment are due eighteen months after designations became final. In addition, depending on future EPA regulations, large SO₂ emission sources located outside of nonattainment areas may need to be evaluated using computer modeling tools or ambient air monitors.

In April 2012, EPA designated the St. Louis area as a marginal nonattainment area for the 2008 ozone standard of 75 ppb. At this time, the deadline for submitting SIPs addressing nonattainment areas for the 2008 ozone standard is not final, pending the release of the implementation rule for the standard, but is expected to be in May 2014. In addition, a monitor in the St. Louis area violated the previous 1997 ozone standard of 80 ppb during the summer of 2012. APCP continues to work with EPA to understand the implications of this violation and whether or not additional SIP work will be needed to address it.

PROGRAM DESCRIPTION

Department of Natural Resources

DEQ - Air Pollution Control Program

Program is found in the following core budget(s): Air Pollution Control Program

1. What does this program do (continued)?

EPA revised the annual fine particulate matter (PM2.5) NAAQS to 12 micrograms per cubic meter, effective March 18, 2013. Though none of Missouri's monitors are violating this standard, APCP is evaluating whether Missouri's emission sources "cause or contribute" to violating monitors on the Illinois side of the St. Louis metropolitan area. If it is determined Missouri's sources contribute to the Illinois violations, Missouri counties could be included in the nonattainment area. The department's nonattainment area recommendations for the 2012 annual PM2.5 NAAQS are due to EPA by December 2013, and EPA is expected to finalize designations by December 2014. The revised PM2.5 NAAQS also includes a requirement for near roadway monitors to be located at one of the near-roadway NO2 monitoring sites in large urban areas by January 2015. The department has deployed the PM2.5 monitoring early (the St. Louis site operating as of January 1, 2013 and the Kansas City site operating as of July 1, 2013) due to the availability of one-time EPA funding which covered all of the cost to install the near-roadway monitoring sites.

The department's vehicle emission inspection program in the St. Louis ozone nonattainment area ensures cars and light duty trucks meet pollution standards. The main problem pollutant in St. Louis has been ground level ozone - a highly corrosive and reactive form of oxygen produced through chemical reactions of other pollutants, like volatile organic compounds (VOCs) and nitrogen oxides (NOx). VOC and NOx are produced directly by many sources, including automobiles and factories. Ground level ozone causes breathing problems by damaging lung tissue and aggravating respiratory diseases. Asthma rates, especially among children, have increased significantly in recent years. St. Louis is currently designated as a nonattainment area for the 2008 ozone standard of 75 ppb.

As a result of Senate Bill 583 (2006) being signed into law, the Gateway Vehicle Inspection Program (GVIP) began October 1, 2007. Hundreds of low-volume test-and-repair and several test-only stations operated by licensed small businesses conduct on-board diagnostics (OBD) emissions tests in conjunction with safety inspections. 1996 and newer model year gasoline-powered vehicles and 1997 and newer model year diesel-powered vehicles are OBD tested. 1995 and older model year gasoline-powered and 1996 and older model year diesel-powered vehicles are exempt from the emissions test.

Air Pollution Grants & Contracts: The Air Pollution Control Program continues to give subgrants to the metropolitan planning organizations (East-West Gateway Council of Governments in the St. Louis area and Mid-America Regional Council in the Kansas City area) to carry out planning, education and outreach activities aimed at reducing air pollution.

The department also receives federal Homeland Security funds for the installation of a network of ambient air monitors. The department continues to receive funds for operation of the network.

Air Pollution Control Program - Reconciliation					
	FY 2011	FY 2012	FY 2013	FY 2014	FY 2015
	Actual	Actual	Actual	Current	Gov Rec
Air Pollution Control Operations (78865C)	4,440,668	4,508,440	4,568,493	6,256,896	6,256,896
Air Grants & Contracts PSD (79230C)	3,379,490	2,896,978	1,707,048	8,272,621	8,272,621
Total	7,820,158	7,405,418	6,275,541	14,529,517	14,529,517

Note: Beginning in FY 2014, the budget includes appropriation authority of \$4,400,000 to be used for encumbrance purposes only related to Air Pollution Control Grants.

PROGRAM DESCRIPTION

Department of Natural Resources

DEQ - Air Pollution Control Program

Program is found in the following core budget(s): Air Pollution Control Program

2. What is the authorization for this program, i.e., federal or state statute, etc.? (Include the federal program number, if applicable.)

Federal Clean Air Act, with amendments, 1990	40 CFR Part 51 Subpart S
Energy Policy Act of 2005	
The Homeland Security Act of 2002, P.L. 107-296	
RSMo 643.010 through 643.220	Prevention, abatement, and control of air pollution
RSMo 643.225 through 643.265	Asbestos abatement
RSMo 643.300 through 643.355	Air Quality Attainment Act
RSMo Chapter 643	Prevention, Abatement, and Control of Air Pollution
RSMo 643.050	Power and duties of commission - rules, procedure

3. Are there federal matching requirements? If yes, please explain.

The Performance Partnership Grant requires the state to provide a continuing level of state funding.	Approximately 60% Federal (EPA)/40% State Match
Clean Air Act Section 103 Grant	100% Federal (EPA)
National Air Toxic Trends Site Grant	100% Federal (EPA)
State Clean Diesel Grant	60% Federal (EPA)/40% Match
National Breathe Easy Clean Diesel Grant	62% Federal (EPA)/38% Match
Special Purpose Monitoring (SPM) of Air Particle Grant and/or Aerosol Grant	100% Federal (DHS)
National Clean Up Missouri Clean Diesel Grant	58% Federal (EPA)/42% Match

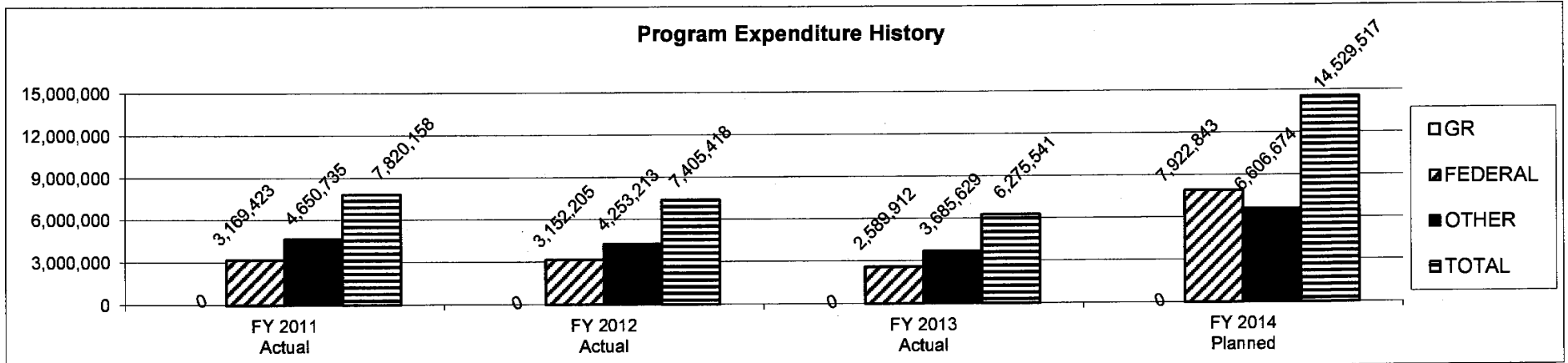
4. Is this a federally mandated program? If yes, please explain.

The EPA has delegated authority to the department to ensure compliance with the requirements of the Federal Clean Air Act. Additionally, the 1990 Federal Clean Air Act Amendments require states to monitor air quality for compliance with the federal, health-based standards (NAAQS). St. Louis is a "moderate" ozone non-attainment area. Pursuant to the federal Clean Air Act and regulations promulgated there under, a moderate ozone nonattainment area is required to have a vehicle emissions inspection/maintenance (I/M) program.

PROGRAM DESCRIPTION

Department of Natural Resources
DEQ - Air Pollution Control Program
Program is found in the following core budget(s): Air Pollution Control Program

5. Provide actual expenditures for the prior three fiscal years and planned expenditures for the current fiscal year.



Notes: Actual expenditures for all fiscal years are as of June 30 and do not include lapse period activities. Financial data includes operating and pass-through appropriations. In many cases, pass through appropriation has been provided to allow for encumbrance and payment of our commitments, which often span multiple fiscal years causing high unexpended balances. Beginning in FY 2014, appropriations were provided for encumbrance purposes separate from expenditures. Both types of appropriation are included in the data above. FY 2014 Planned is shown at full appropriation and includes appropriation authority of \$4,400,000 to be used for encumbrance purposes only related to Air Pollution Control Grants.

6. What are the sources of the "Other " funds?

Missouri Air Emission Reduction Fund (0267); Natural Resources Protection Fund-Damages Subaccount (0555); Natural Resources Protection Fund-Air Pollution Asbestos Fee Subaccount (0584); Natural Resources Protection Fund-Air Pollution Permit Fee Subaccount (0594)

PROGRAM DESCRIPTION

Department of Natural Resources
DEQ - Air Pollution Control Program
Program is found in the following core budget(s): Air Pollution Control Program

7a. Provide an effectiveness measure.

Compliance Monitoring Activities

	FY 2011 Actual					FY 2012 Actual				
	Asbestos	Open Burning	Gateway Vehicle Inspection Program	Vapor Recovery	Permitted Facilities	Asbestos	Open Burning	Gateway Vehicle Inspection Program	Vapor Recovery	Permitted Facilities
Regulated Facilities	N/A	1,476	1,077	1,081	2,223	N/A	1,666	1,118	843	2,249
Inspections	734	N/A	4,683	3,083	1,550	525	N/A	2,238	1,666	1,818
Letters of Warning	32	66	3	3	95	25	62	9	22	59
Notices of Violation	63	83	5	714	151	97	70	0	301	128
Settlements	93	29	2	36	79	57	54	1	49	47
Referrals	4	17	2	2	31	2	5	0	2	2

	FY 2013 Actual					FY 2014 Projected				
	Asbestos	Open Burning	Gateway Vehicle Inspection Program	Vapor Recovery	Permitted Facilities	Asbestos	Open Burning	Gateway Vehicle Inspection Program	Vapor Recovery	Permitted Facilities
Regulated Facilities	N/A	1,648	1,228	753	2,215	N/A	1,600	1,300	800	2,200
Inspections	622	N/A	2,530	1,958	1,479	600	N/A	2,500	1,500	1,100
Letters of Warning	26	69	26	25	59	25	65	40	20	70
Notices of Violation	68	74	1	272	126	75	75	10	350	135
Settlements	74	49	1	51	55	70	45	5	40	60
Referrals	1	7	0	2	2	5	10	5	5	5

(continued on following page)

PROGRAM DESCRIPTION

Department of Natural Resources
DEQ - Air Pollution Control Program
Program is found in the following core budget(s): Air Pollution Control Program
7a. Provide an effectiveness measure (continued).

	FY 2015 Projected					FY 2016 Projected				
	Asbestos	Open Burning	Gateway Vehicle Inspection Program	Vapor Recovery	Permitted Facilities	Asbestos	Open Burning	Gateway Vehicle Inspection Program	Vapor Recovery	Permitted Facilities
Regulated Facilities	N/A	1,600	1,300	800	2,200	N/A	1,600	1,300	800	2,200
Inspections	600	N/A	2,500	1,500	1,100	600	N/A	2,500	1,500	1,100
Letters of Warning	25	65	40	20	70	25	65	40	20	70
Notices of Violation	75	75	10	350	135	75	75	10	350	135
Settlements	70	45	5	40	60	70	45	5	40	60
Referrals	5	10	5	5	5	5	10	5	5	5

Notes:
Regulated Facilities: In order to more accurately reflect "Permitted Facilities", this number only includes facilities that hold an air permit or a permit determination (P70, Intermediate, Basic, NOP-DEMPAL, Portable). Gasoline Dispensing Facilities are counted in the Vapor Recovery column and only include those which are permitted in the St. Louis Area. Open burning permits are variable each year depending on applications received. The actual open burning permits are issued by the Regional Offices and are listed under the heading of Open Burning.

Inspections: In FY 2011 MDNR (Regional Offices and ACP) and 4 local air agencies conducted inspections. As of October 1, 2011, the local air agencies no longer receive funding from MDNR to perform these inspections.

- **Permitted Facility Inspections and Notices of Violation:** Based upon EPA's Compliance Monitoring Strategy and the workplan with the Regional Offices, the ACP estimates a total of 500 required inspections in FY2014. However, based upon historical abilities, the projected number of inspections has been estimated at roughly half the number of permitted facilities.

- **Vapor Recovery Inspections:** Due to changes to EPA's vapor recovery rules in FY 2012, these facilities no longer need to be inspected twice a year. With fewer inspections, fewer notices of violation are issued, therefore future projections have been modified.

(continued on following page)

PROGRAM DESCRIPTION

Department of Natural Resources

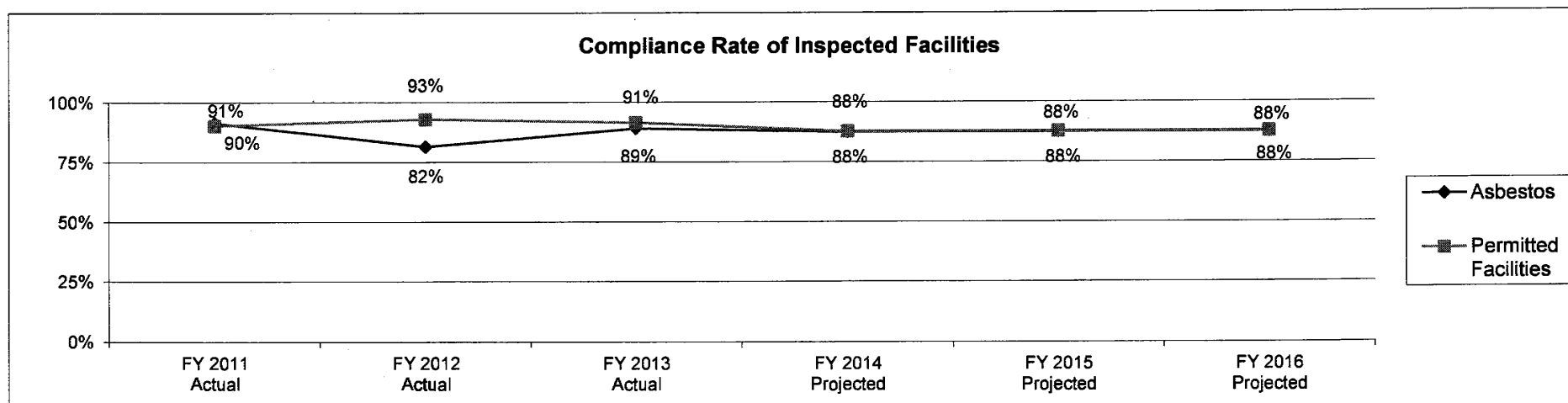
DEQ - Air Pollution Control Program

Program is found in the following core budget(s): Air Pollution Control Program

7a. Provide an effectiveness measure (continued).

Notes (continued):

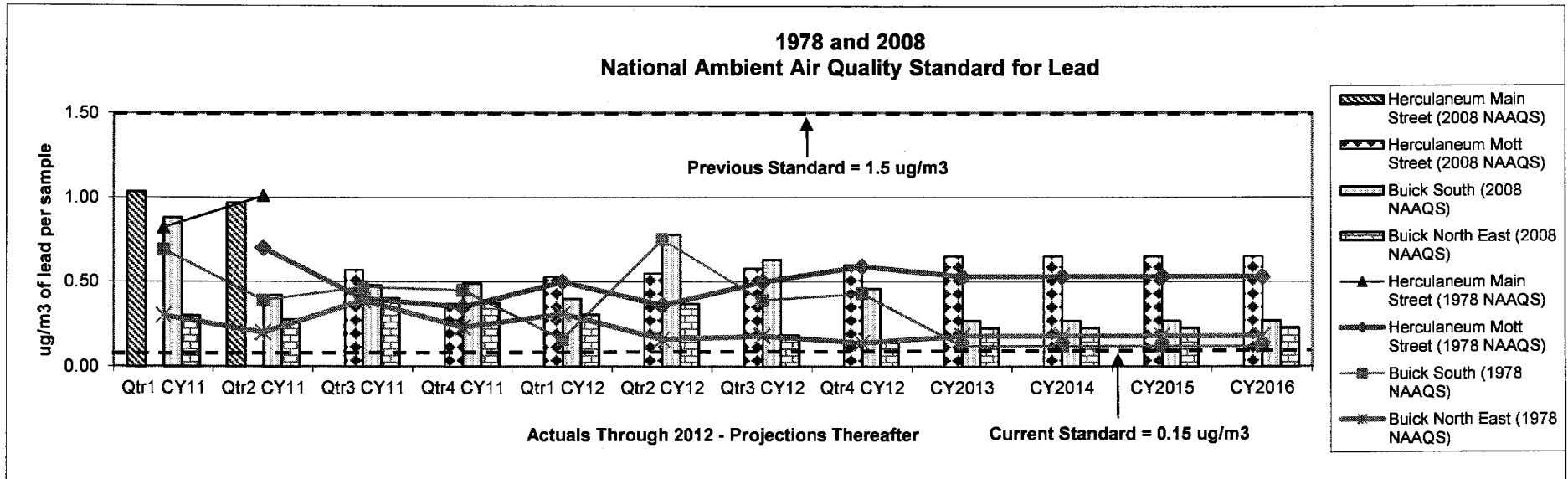
- Asbestos Inspections: FY 2012 shows a reduction from FY 2011 due to the elimination of funding to the local agencies. In past years, the asbestos inspections included local municipal ordinance asbestos inspections, non-NESHAP or non-federal, on average 200 per year. The state cannot enforce, or inspect, asbestos regulations beyond the federal requirements.
- Gateway Vehicle Inspection Program (GVIP): Facilities: This includes the number of active inspection facilities including private, Department, Contractor and Missouri State Highway Patrol sites. Inspections: These consist of two types of audits, overt and covert. At EPA's direction we have increased the number of covert audits conducted. Because these types of audits are more time consuming and more resource intensive, it has resulted in an overall decrease in inspections between FY 2011 and FY 2012.



PROGRAM DESCRIPTION

Department of Natural Resources
 DEQ - Air Pollution Control Program
 Program is found in the following core budget(s): Air Pollution Control Program

7a. Provide an effectiveness measure (continued).



Lead Standard Note: In October 2008, EPA promulgated a revision of the NAAQS for Lead from 1.5 ug/m3 to 0.15 ug/m3, effective January 2009. EPA has also revised the form of the standard, from a calendar quarterly average to the highest three-month average (rolling each month) over a three-year period. The data presented in the table above represents lead concentrations calculated using both the form of the 1978 Lead NAAQS, which is still in effect for the Herculanum nonattainment area, and the form of the 2008 0.15 ug/m3 Lead NAAQS. Data has been calculated using the form of the 2008 Lead NAAQS beginning in the first quarter of 2009. Although the form of the 2008 standard is based on a rolling 3-month average, the table identifies the maximum 3-month rolling average for the quarter. Therefore, any exceedance of the 2008 0.15 ug/m3 indicates that at least one month in that quarter exceeded the 2008 Lead NAAQS. For continuity, the Buick South site continues to be compared to both the 1978 and 2008 Lead NAAQS. The department submitted nonattainment area boundary recommendations under the new lead standard to EPA in December 2009. The department has developed a revision to the State Implementation Plan to bring these areas into attainment and submitted the plan to EPA in 2013. As a result of the new standard, the department has established 12 new monitoring sites to properly evaluate compliance throughout the state and ensure protection of public health.

(continued on following page)

PROGRAM DESCRIPTION

Department of Natural Resources

DEQ - Air Pollution Control Program

Program is found in the following core budget(s): Air Pollution Control Program

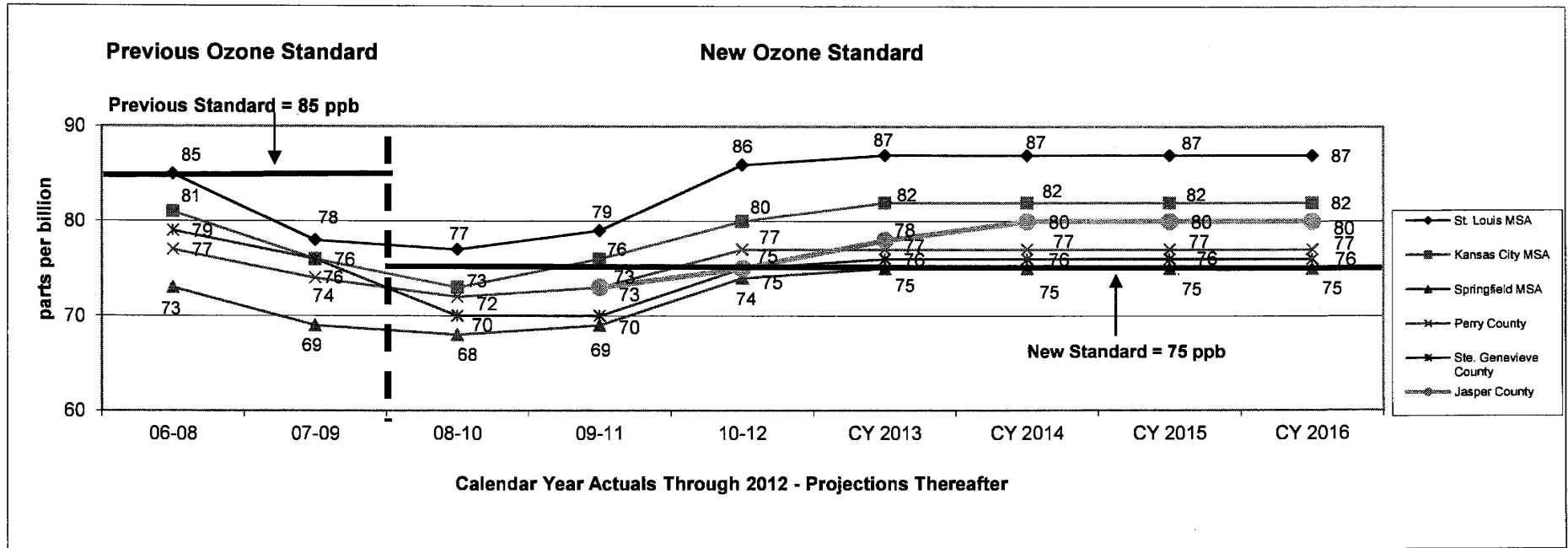
7a. Provide an effectiveness measure (continued).

Lead Standard Note (continued): Herculaneum Main Street was replaced by Herculaneum Mott St. in the middle of June 2011 after the City of Herculaneum refused to continue to host the Main St. monitoring site. Mott St. and Buick North East are now the design value sites for their respective violation areas and are the most applicable performance measure sites under the new standard. As a result of installing access control and fencing, the Buick South site operated by the Doe Run company is no longer located in the ambient air network and therefore not comparable to the Lead NAAQS. However, the Buick South site is being retained for trend analysis until the area has not had a NAAQS violation for 36 months. Prior to being rendered non-ambient, the Buick South had an exceedance of the 1978 standard in the 4th quarter of 2008 due to an upset/malfunction condition. We are using the actual average for 2013 year-to-date as the projected value for Herculaneum Mott Street and the Buick North East sites for the respective forms of the lead standards. Beginning in January 2009, the lead concentrations for both the 1978 and 2008 Lead standards are calculated based on local conditions of ambient temperature and pressure consistent with the 2008 Lead NAAQS. In prior years the concentrations were based on EPA standard conditions of ambient temperature and pressure.

PROGRAM DESCRIPTION

Department of Natural Resources
 DEQ - Air Pollution Control Program
 Program is found in the following core budget(s): Air Pollution Control Program

7a. Provide an effectiveness measure (continued).



Previous Standard Note: The eight-hour National Ambient Air Quality Standard was 85 ppb, with compliance determined as follows: At each site, the fourth highest daily eight-hour average for each year of a consecutive three-year period were averaged. The site with the highest value was compared to the standard to determine compliance. A value of 85 ppb or greater meant the area was in violation. MSA = Metropolitan Statistical Areas

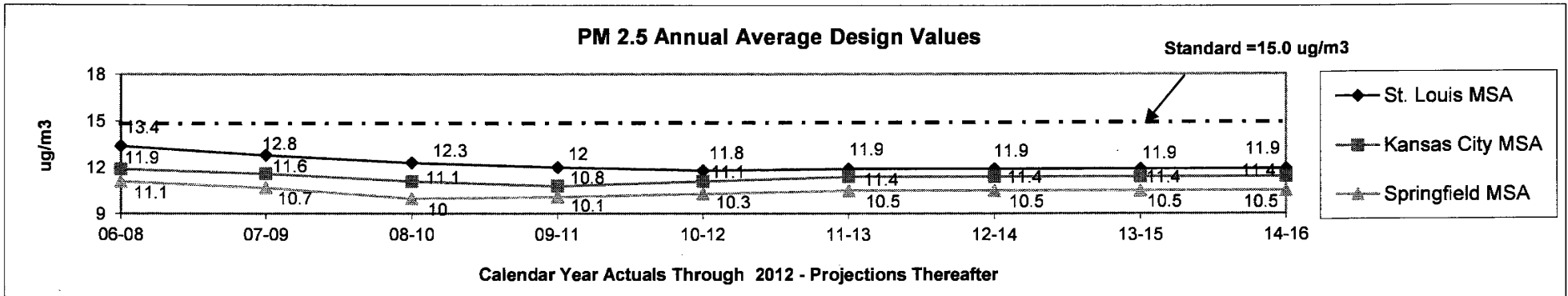
New Standard Note: EPA lowered the National Ambient Air Quality Standard for Ozone to 75 ppb. This 2008 standard resulted in the need to add monitors in St. Joseph, Joplin, Columbia, and Jefferson City to properly evaluate compliance throughout the state and ensure protection of public health.

Ozone Projections: Unusually hot and dry meteorological conditions in 2012 have contributed to more frequent daily ambient temperatures exceeding levels which are conducive to ozone formation. Consequently the 2013 projections include the unusually high ozone values in 2012. Given that forecasting air pollution concentrations is significantly more complicated than forecasting long term weather patterns, these ozone concentration projections have a high degree of uncertainty.

PROGRAM DESCRIPTION

Department of Natural Resources
DEQ - Air Pollution Control Program
Program is found in the following core budget(s): Air Pollution Control Program

7a. Provide an effectiveness measure (continued).

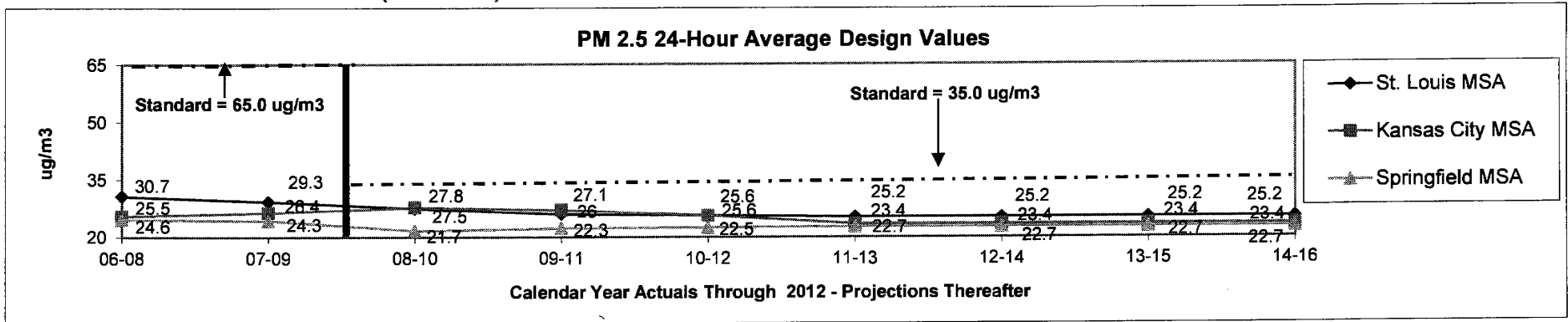


The Annual Average National Ambient Air Quality Standard for fine particles (PM 2.5) is 15 ug/m³. For each site, the annual average for each year of a consecutive three-year period are averaged. The site with the highest value determines the compliance for the entire area. No sites in Missouri are in violation. EPA has designated several counties on both the Missouri and Illinois side of the MSA as nonattainment due to their assessment of several factors including emissions, population, air quality, and others. A plan to bring the area into attainment was submitted to EPA in October 2009, as an amendment to the Missouri State Implementation Plan. Note: This analysis does not include the near-roadway PM_{2.5} monitors due to the lack of data necessary to calculate a design value at this time. However, as enough data becomes available in future periods, the near-roadway sites' data will be included in the design value analysis for these areas (potentially by December 2016). MSA = Metropolitan Statistical Areas

PROGRAM DESCRIPTION

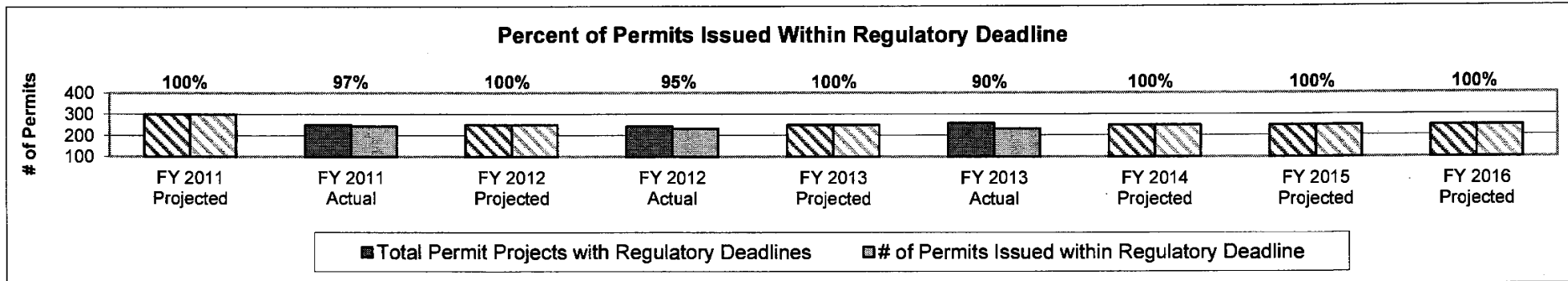
Department of Natural Resources
DEQ - Air Pollution Control Program
 Program is found in the following core budget(s): **Air Pollution Control Program**

7a. Provide an effectiveness measure (continued).



The 24-Hour National Ambient Air Quality Standard for fine particles (PM 2.5) has been lowered from 65 ug/m3 to the current standard of 35 ug/m3. For each site, the 24-hour average 98th percentile value for each year of a consecutive three-year period are averaged and referred to as the design value for that monitor. The site with the highest value determines the compliance for the entire area. Note: This analysis does not include the near-roadway PM2.5 monitors due to the lack of data necessary to calculate a design value at this time. However, as enough data becomes available in future periods, the near-roadway sites' data will be included in the design value analysis for these areas (potentially by December 2016). MSA = Metropolitan Statistical Areas

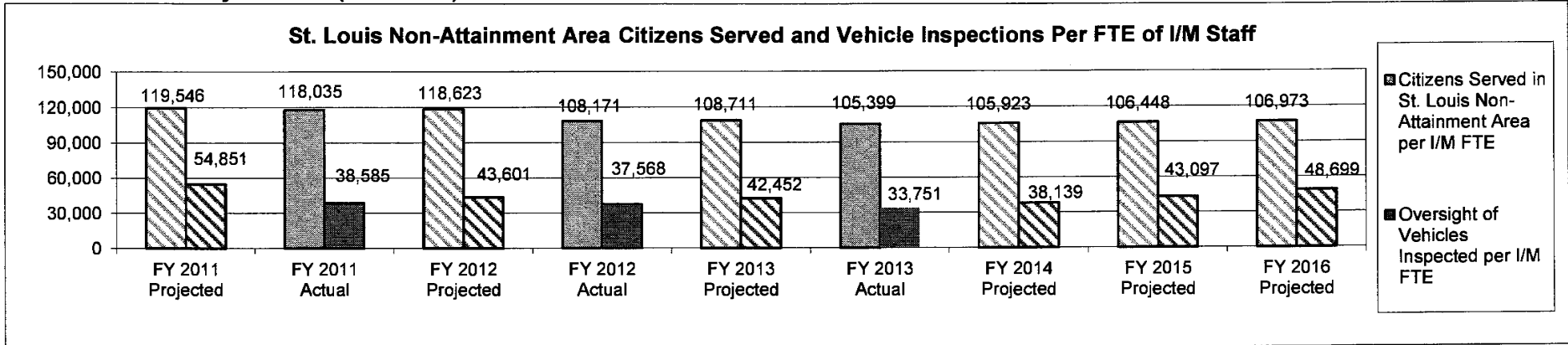
7b. Provide an efficiency measure.



PROGRAM DESCRIPTION

Department of Natural Resources
DEQ - Air Pollution Control Program
Program is found in the following core budget(s): Air Pollution Control Program

7b. Provide an efficiency measure (continued).



The Gateway Vehicle Inspection Program began October 1, 2007. While the estimated population decreased between FY 2011 and FY 2012, typically the St. Louis area sees an increase of approximately 10,000 residents each year. Because we do not have an obvious explanation for the population decrease or any reason to believe the previous trend will not continue, we have projected future years at an increase of 10,000 per year. Vehicle population is estimated to grow by approximately 13% per calendar year.

PROGRAM DESCRIPTION

Department of Natural Resources

DEQ - Air Pollution Control Program

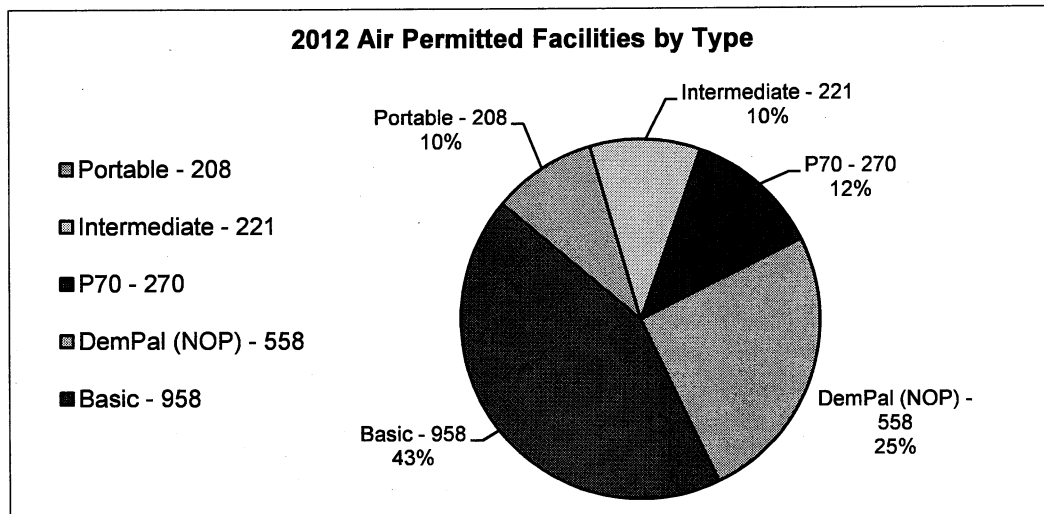
Program is found in the following core budget(s): Air Pollution Control Program

7c. Provide the number of clients/individuals served, if applicable.

Missouri Residents Served by DNR

MDNR serves all Missouri residents (6.0 million) by performing inspections, permitting and air monitoring.

Population data is based on the 2012 US Census population estimate, which is the most current data.



P70 = Any facility with potential to emit greater than 100 tons per year (tpy) of any criteria pollutants, 10 tpy of any single hazardous air pollutant (HAP) or 25 tpy of combined HAPs.

Basic = Any facility with potential to emit greater than de minimis levels but less than 100 tons potential.

Intermediate = Any facility that has potential to emit greater than 100 tpy, but accepted an emission limit of less than 100 tons.

DemPal(NOP) = No operating permit required. Permit limits actual emissions to be below de minimis levels.

Portable = No operating permit required. The equipment is portable and must move at least every 2 years.

Data Source: 2012 Emission Inventory Questionnaires (most complete data available).

PROGRAM DESCRIPTION

Department of Natural Resources

DEQ - Air Pollution Control Program

Program is found in the following core budget(s): Air Pollution Control Program

7c. Provide the number of clients/individuals served, if applicable (continued).

The Air Pollution Control Program strives to maintain and improve the quality of Missouri's air to protect public health, general welfare and the environment from harmful air pollutants. Exposure to common air pollutants like ozone, particulate matter, carbon monoxide, or sulfur oxides, may cause a variety of adverse health effects. Some examples of health effects include respiratory problems, labored breathing, chronic bronchitis, irregular heartbeat, cancer, angina, impaired vision, and reduced brain function.

Asthma, which can be triggered by air pollutants, is a chronic disease which can range from mild to life-threatening. Allergens, respiratory infections, heavy exercise, exposure to chemicals, fumes, and smoke can all trigger asthma attacks. Although there is no cure for asthma yet, medication and avoiding a known trigger can reduce the number of attacks and their severity. Following are some asthma statistics:

According to 2010 estimates, more than 400,000 Missouri adults and 155,000 children are living with asthma.
According to 2004 estimates, 90,314 Older Missourians (age 65 or older) have been diagnosed with asthma in their lifetime.
In the year 2001, there were 397,696 Missouri households where at least one child had asthma.
530,089 Missourians visited the emergency room due to asthma between the years 1994-2011.
133,991 Missourians were hospitalized due to asthma between the years 1994-2011.
1,850 Missourians died due to asthma between the years 1990 and 2011.

The Missouri Department of Health and Senior Services (DHSS) provides the Asthma statistics through their Missouri Information for Community Assessment (MICA) program, and this data is the most current available. Corresponding costs for asthma in Missouri is currently not available.

	FY2011 Projected	FY2011 Actual	FY2012 Projected	FY2012 Actual	FY2013 Projected	FY2013 Actual	FY2014 Projected	FY2015 Projected	FY2016 Projected
Vehicles Subject to GVIP Emission Inspection	933,572	656,710	742,082	695,767	786,217	643,294	726,922	821,422	928,207
Population of St. Louis Non- attainment Area	2,034,671	2,008,958	2,018,958	2,003,330	2,013,330	2,008,897	2,018,897	2,028,897	2,038,897

Vehicle estimates are expected to grow by approximately 13% per year. Population data for the non-attainment area which includes St. Louis County, St. Louis City, St. Charles County, Jefferson County and Franklin County is based on 2012 US Census population estimates. While there was a decrease in population estimates between FY 2011 and FY 2012, we do not have an obvious explanation for it or any reason to believe the previous trend will not continue. Therefore, we have projected the population to grow by approximately 10,000 per year.

7d. Provide a customer satisfaction measure, if available.

With the introduction of the Gateway Vehicle Inspection Program (GVIP), the number of inspection stations that motorists have to choose from has increased from 14 under the previous program to approximately 1,228 public and private stations with the GVIP. Motorists are now able to choose one facility that can perform both safety and emissions inspections, which maximizes the motorist convenience of the GVIP.

This page was intentionally left blank.

Department of Natural Resources

DECISION ITEM SUMMARY

Budget Unit	FY 2013	FY 2013	FY 2014	FY 2014	FY 2015	FY 2015	FY 2015	FY 2015
Decision Item	ACTUAL	ACTUAL	BUDGET	BUDGET	DEPT REQ	DEPT REQ	GOV REC	GOV REC
Budget Object Summary	DOLLAR	FTE	DOLLAR	FTE	DOLLAR	FTE	DOLLAR	FTE
Fund	DOLLAR	FTE	DOLLAR	FTE	DOLLAR	FTE	DOLLAR	FTE
HAZARDOUS WASTE PROGRAM								
CORE								
PERSONAL SERVICES								
DEPT NATURAL RESOURCES	3,379,018	79.11	3,774,747	90.94	3,713,032	89.53	3,713,032	89.53
NATURAL RESOURCES PROTECTION	203,011	4.65	224,080	5.06	274,732	6.26	274,732	6.26
SOLID WASTE MANAGEMENT	11,009	0.49	11,341	0.50	11,341	0.50	11,341	0.50
UNDERGROUND STOR TANK REG PROG	60,456	1.70	88,278	2.20	88,278	2.20	88,278	2.20
ENVIRONMENTAL RADIATION MONITR	27,574	0.62	33,086	0.65	44,149	0.86	44,149	0.86
HAZARDOUS WASTE FUND	1,210,408	28.00	1,370,080	30.89	1,461,198	32.89	1,461,198	32.89
DRY-CLEANING ENVIRL RESP TRUST	92,306	2.34	87,434	2.18	87,434	2.18	87,434	2.18
TOTAL - PS	4,983,782	116.91	5,589,046	132.42	5,680,164	134.42	5,680,164	134.42
EXPENSE & EQUIPMENT								
DEPT NATURAL RESOURCES	336,957	0.00	451,488	0.00	451,488	0.00	451,488	0.00
NATURAL RESOURCES PROTECTION	14,732	0.00	22,814	0.00	22,814	0.00	22,814	0.00
UNDERGROUND STOR TANK REG PROG	4,013	0.00	9,766	0.00	9,766	0.00	9,766	0.00
ENVIRONMENTAL RADIATION MONITR	194,364	0.00	203,182	0.00	203,182	0.00	203,182	0.00
HAZARDOUS WASTE FUND	151,547	0.00	185,792	0.00	185,792	0.00	185,792	0.00
DRY-CLEANING ENVIRL RESP TRUST	2,361	0.00	6,845	0.00	6,845	0.00	6,845	0.00
TOTAL - EE	703,974	0.00	879,887	0.00	879,887	0.00	879,887	0.00
TOTAL	5,687,756	116.91	6,468,933	132.42	6,560,051	134.42	6,560,051	134.42
Pay Plan FY14-Cost to Continue - 0000014								
PERSONAL SERVICES								
DEPT NATURAL RESOURCES	0	0.00	0	0.00	22,739	0.00	22,739	0.00
NATURAL RESOURCES PROTECTION	0	0.00	0	0.00	1,267	0.00	1,267	0.00
SOLID WASTE MANAGEMENT	0	0.00	0	0.00	125	0.00	125	0.00
UNDERGROUND STOR TANK REG PROG	0	0.00	0	0.00	553	0.00	553	0.00
ENVIRONMENTAL RADIATION MONITR	0	0.00	0	0.00	163	0.00	163	0.00
HAZARDOUS WASTE FUND	0	0.00	0	0.00	7,726	0.00	7,726	0.00
DRY-CLEANING ENVIRL RESP TRUST	0	0.00	0	0.00	548	0.00	548	0.00
TOTAL - PS	0	0.00	0	0.00	33,121	0.00	33,121	0.00
TOTAL	0	0.00	0	0.00	33,121	0.00	33,121	0.00

Department of Natural Resources

DECISION ITEM SUMMARY

Budget Unit									
Decision Item	FY 2013	FY 2013	FY 2014	FY 2014	FY 2015	FY 2015	FY 2015	FY 2015	FY 2015
Budget Object Summary	ACTUAL	ACTUAL	BUDGET	BUDGET	DEPT REQ	DEPT REQ	GOV REC	GOV REC	GOV REC
Fund	DOLLAR	FTE	DOLLAR	FTE	DOLLAR	FTE	DOLLAR	FTE	DOLLAR
HAZARDOUS WASTE PROGRAM									
Pay Plan FY15-COLA - 0000015									
PERSONAL SERVICES									
DEPT NATURAL RESOURCES	0	0.00	0	0.00	0	0.00	51,366	0.00	0.00
NATURAL RESOURCES PROTECTION	0	0.00	0	0.00	0	0.00	3,795	0.00	0.00
SOLID WASTE MANAGEMENT	0	0.00	0	0.00	0	0.00	158	0.00	0.00
UNDERGROUND STOR TANK REG PROG	0	0.00	0	0.00	0	0.00	1,222	0.00	0.00
ENVIRONMENTAL RADIATION MONITR	0	0.00	0	0.00	0	0.00	610	0.00	0.00
HAZARDOUS WASTE FUND	0	0.00	0	0.00	0	0.00	20,199	0.00	0.00
DRY-CLEANING ENVIRL RESP TRUST	0	0.00	0	0.00	0	0.00	1,209	0.00	0.00
TOTAL - PS	0	0.00	0	0.00	0	0.00	78,559	0.00	0.00
TOTAL	0	0.00	0	0.00	0	0.00	78,559	0.00	0.00
GRAND TOTAL	\$5,687,756	116.91	\$6,468,933	132.42	\$6,593,172	134.42	\$6,671,731	134.42	134.42

Department of Natural Resources

DECISION ITEM SUMMARY

Budget Unit								
Decision Item	FY 2013	FY 2013	FY 2014	FY 2014	FY 2015	FY 2015	FY 2015	FY 2015
Budget Object Summary	ACTUAL	ACTUAL	BUDGET	BUDGET	DEPT REQ	DEPT REQ	GOV REC	GOV REC
Fund	DOLLAR	FTE	DOLLAR	FTE	DOLLAR	FTE	DOLLAR	FTE
GR TRF TO HAZARDOUS WASTE								
CORE								
FUND TRANSFERS								
GENERAL REVENUE	0	0.00	2,744,944	0.00	0	0.00	0	0.00
TOTAL - TRF	0	0.00	2,744,944	0.00	0	0.00	0	0.00
TOTAL	0	0.00	2,744,944	0.00	0	0.00	0	0.00
Superfund Obligations - 1780002								
FUND TRANSFERS								
GENERAL REVENUE	0	0.00	0	0.00	22,000	0.00	22,000	0.00
TOTAL - TRF	0	0.00	0	0.00	22,000	0.00	22,000	0.00
TOTAL	0	0.00	0	0.00	22,000	0.00	22,000	0.00
GRAND TOTAL	\$0	0.00	\$2,744,944	0.00	\$22,000	0.00	\$22,000	0.00

Department of Natural Resources

DECISION ITEM SUMMARY

Budget Unit								
Decision Item	FY 2013	FY 2013	FY 2014	FY 2014	FY 2015	FY 2015	FY 2015	FY 2015
Budget Object Summary	ACTUAL	ACTUAL	BUDGET	BUDGET	DEPT REQ	DEPT REQ	GOV REC	GOV REC
Fund	DOLLAR	FTE	DOLLAR	FTE	DOLLAR	FTE	DOLLAR	FTE
HAZARDOUS SITES PSD								
CORE								
EXPENSE & EQUIPMENT								
DEPT NATURAL RESOURCES	122,931	0.00	1,394,998	0.00	1,394,998	0.00	1,394,998	0.00
HAZARDOUS WASTE FUND	30,262	0.00	616,149	0.00	616,149	0.00	616,149	0.00
DRY-CLEANING ENVIRL RESP TRUST	0	0.00	1	0.00	1	0.00	1	0.00
TOTAL - EE	153,193	0.00	2,011,148	0.00	2,011,148	0.00	2,011,148	0.00
PROGRAM-SPECIFIC								
DEPT NATURAL RESOURCES	0	0.00	2	0.00	2	0.00	2	0.00
HAZARDOUS WASTE FUND	0	0.00	2,187,795	0.00	2,187,795	0.00	2,187,795	0.00
DRY-CLEANING ENVIRL RESP TRUST	350,000	0.00	349,999	0.00	349,999	0.00	349,999	0.00
TOTAL - PD	350,000	0.00	2,537,796	0.00	2,537,796	0.00	2,537,796	0.00
TOTAL	503,193	0.00	4,548,944	0.00	4,548,944	0.00	4,548,944	0.00
GRAND TOTAL	\$503,193	0.00	\$4,548,944	0.00	\$4,548,944	0.00	\$4,548,944	0.00

CORE DECISION ITEM

Department of Natural Resources	Budget Unit 78870C, 79445C
Division of Environmental Quality	
Hazardous Waste Program Core	

1. CORE FINANCIAL SUMMARY

	FY 2015 Budget Request					FY 2015 Governor's Recommendation			
	GR	Federal	Other	Total		GR	Fed	Other	Total
PS	0	3,713,032	1,967,132	5,680,164	PS	0	3,713,032	1,967,132	5,680,164
EE	0	1,846,486	1,044,549	2,891,035	EE	0	1,846,486	1,044,549	2,891,035
PSD	0	2	2,537,794	2,537,796	PSD	0	2	2,537,794	2,537,796
Total	0	5,559,520	5,549,475	11,108,995	Total	0	5,559,520	5,549,475	11,108,995
FTE	0.00	89.53	44.89	134.42	FTE	0.00	89.53	44.89	134.42
Est. Fringe	0	1,741,412	922,585	2,663,997	Est. Fringe	0	1,864,313	987,697	2,852,010

Note: Fringes budgeted in House Bill 5 except for certain fringes budgeted directly to MoDOT, Highway Patrol, and Conservation.

Note: Fringes budgeted in House Bill 5 except for certain fringes budgeted directly to MoDOT, Highway Patrol, and Conservation.

Other Funds: Natural Resources Protection Fund - Damages Subaccount (0555); Solid Waste Management Fund (0570); Underground Storage Tank Regulation Program Fund (0586); Environmental Radiation Monitoring Fund (0656); Hazardous Waste Fund (0676); Dry-Cleaning Environmental Response Trust Fund (0898)

Core Reallocation: The FY 2015 Budget Request includes core reallocation of \$91,118 Personal Service and 2.00 FTE from Department Operations.

Note: This core budget is facing fiscal challenges.

2. CORE DESCRIPTION

The goal of the Hazardous Waste Program is to protect human health and the environment from threats posed by hazardous waste and other contaminants. To accomplish this goal, the program encourages the reduction of hazardous waste generation; regulates the management of hazardous waste; oversees the cleanup of contamination thereby promoting property re-use for economic development and sustainable communities; regulates the management, removal and remediation of petroleum storage tanks; and ensures long term stewardship of sites where contamination remains.

Hazardous Waste and Substance Clean Up PSD: The Hazardous Waste Program exists in part to address environmental contamination caused by human activity at sites such as Brownfields, gas stations, major oil refineries, old mining sites, wood treaters, and other sites. In addition, the department is conducting a limited program to provide pesticide collection events to help ensure proper management of pesticide waste in the state and to provide educational outreach regarding pesticide waste. In most cases, the program sets standards and oversees other entities who perform the needed investigation and cleanup activities. These entities include responsible parties; voluntary businesses and developers; and federal, state and local governments. However, in some cases, the program takes direct control of the investigation or cleanup at a site using funds provided for that purpose from federal or state sources. The program uses these resources to engage consultants and contractors to perform fieldwork including preparing work plans and reports, as well as conducting cleanup activities. Where appropriate, the department will perform operation and maintenance or long-term stewardship activities at sites where remedial action has occurred to help ensure the remedy remains protective of human health and the environment.

CORE DECISION ITEM

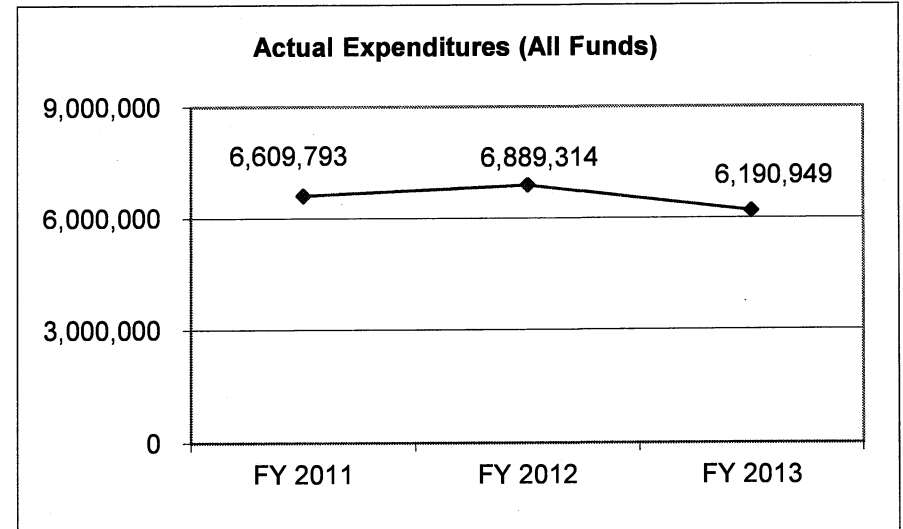
Department of Natural Resources	Budget Unit 78870C, 79445C
Division of Environmental Quality	
Hazardous Waste Program Core	

3. PROGRAM LISTING (list programs included in this core funding)

Hazardous Waste Program

4. FINANCIAL HISTORY

	FY 2011 Actual	FY 2012 Actual	FY 2013 Actual	FY 2014 Current Yr.
Appropriation (All Funds) (1)	8,134,947	8,085,192	8,155,334	11,017,877
Less Reverted (All Funds)	0	0	0	N/A
Budget Authority (All Funds)	8,134,947	8,085,192	8,155,334	N/A
Actual Expenditures (All Funds)	6,609,793	6,889,314	6,190,949	N/A
Unexpended (All Funds)	1,525,154	1,195,878	1,964,385	N/A
Unexpended, by Fund:				
General Revenue	0	0	0	N/A
Federal	1,117,947	889,056	1,621,004	N/A
Other	407,207	306,822	343,381	N/A
	(2)	(2)	(2)	(2, 3)



Reverted includes Governor's standard 3 percent reserve (when applicable) and any expenditure restrictions.
 Actual expenditures for all fiscal years are as of June 30 and do not include lapse period activities.

NOTES:

- (1) Financial data includes operating and pass-through appropriations.
- (2) In many cases, pass-through appropriations are set at a level to encumber and pay our commitments, which often span multiple fiscal years. This often causes high unexpended appropriation balances.
- (3) FY 2014 PSD appropriations include: Leaking Underground Storage Tanks \$420,000; Drycleaner Cleanups \$350,000, and Hazardous Substances Cleanups \$3,778,944.

CORE DECISION ITEM

Department of Natural Resources	Budget Unit <u>78870C, 79445C</u>
Division of Environmental Quality	
Hazardous Waste Program Core	
4. FINANCIAL HISTORY (continued)	

Hazardous Waste Program - Reconciliation

	FY 2011	FY 2012	FY 2013	FY 2014	FY 2015
	Actual	Actual	Actual	Current	Gov Rec
Hazardous Waste Operations (78870C)	5,746,827	5,815,113	5,687,756	6,468,933	6,560,051
Hazardous Sites PSD (79445C)	862,966	1,074,201	503,193	4,548,944	4,548,944
Total	6,609,793	6,889,314	6,190,949	11,017,877	11,108,995

CORE RECONCILIATION DETAIL

DEPARTMENT OF NATURAL RESOURCES

HAZARDOUS WASTE PROGRAM

5. CORE RECONCILIATION DETAIL

		Budget Class	FTE	GR	Federal	Other	Total	Explanation
TAFP AFTER VETOES								
		PS	132.42	0	3,774,747	1,814,299	5,589,046	
		EE	0.00	0	451,488	428,399	879,887	
		Total	132.42	0	4,226,235	2,242,698	6,468,933	
DEPARTMENT CORE ADJUSTMENTS								
Core Reallocation	1798 5376	PS	(1.41)	0	(61,715)	0	(61,715)	Core reallocations will more closely align the budget with planned spending.
Core Reallocation	1798 5380	PS	(0.00)	0	0	0	(0)	Core reallocations will more closely align the budget with planned spending.
Core Reallocation	1798 6841	PS	0.21	0	0	11,063	11,063	Core reallocations will more closely align the budget with planned spending.
Core Reallocation	1798 5377	PS	1.20	0	0	50,652	50,652	Core reallocations will more closely align the budget with planned spending.
Core Reallocation	1806 5380	PS	2.00	0	0	91,118	91,118	Core reallocations will more closely align the budget with planned spending.
NET DEPARTMENT CHANGES			2.00	0	(61,715)	152,833	91,118	
DEPARTMENT CORE REQUEST								
		PS	134.42	0	3,713,032	1,967,132	5,680,164	
		EE	0.00	0	451,488	428,399	879,887	
		Total	134.42	0	4,164,520	2,395,531	6,560,051	

CORE RECONCILIATION DETAIL

DEPARTMENT OF NATURAL RESOURCES
HAZARDOUS WASTE PROGRAM

5. CORE RECONCILIATION DETAIL

	Budget Class	FTE	GR	Federal	Other	Total	Explanation
GOVERNOR'S RECOMMENDED CORE							
	PS	134.42	0	3,713,032	1,967,132	5,680,164	
	EE	0.00	0	451,488	428,399	879,887	
	Total	134.42	0	4,164,520	2,395,531	6,560,051	

CORE RECONCILIATION DETAIL

DEPARTMENT OF NATURAL RESOURCES
GR TRF TO HAZARDOUS WASTE

5. CORE RECONCILIATION DETAIL

	Budget Class	FTE	GR	Federal	Other	Total	Explanation
TAFP AFTER VETOES							
	TRF	0.00	2,744,944	0	0	2,744,944	
	Total	0.00	2,744,944	0	0	2,744,944	
DEPARTMENT CORE ADJUSTMENTS							
1x Expenditures	1753 T453 TRF	0.00	(2,744,944)	0	0	(2,744,944)	Core reduction of one-time authority from FY 2014 budget.
	NET DEPARTMENT CHANGES	0.00	(2,744,944)	0	0	(2,744,944)	
DEPARTMENT CORE REQUEST							
	TRF	0.00	0	0	0	0	
	Total	0.00	0	0	0	0	
GOVERNOR'S RECOMMENDED CORE							
	TRF	0.00	0	0	0	0	
	Total	0.00	0	0	0	0	

CORE RECONCILIATION DETAIL

**DEPARTMENT OF NATURAL RESOURCES
HAZARDOUS SITES PSD**

5. CORE RECONCILIATION DETAIL

	Budget Class	FTE	GR	Federal	Other	Total	Explanation
TAFP AFTER VETOES							
	EE	0.00	0	1,394,998	616,150	2,011,148	
	PD	0.00	0	2	2,537,794	2,537,796	
	Total	0.00	0	1,395,000	3,153,944	4,548,944	
DEPARTMENT CORE REQUEST							
	EE	0.00	0	1,394,998	616,150	2,011,148	
	PD	0.00	0	2	2,537,794	2,537,796	
	Total	0.00	0	1,395,000	3,153,944	4,548,944	
GOVERNOR'S RECOMMENDED CORE							
	EE	0.00	0	1,394,998	616,150	2,011,148	
	PD	0.00	0	2	2,537,794	2,537,796	
	Total	0.00	0	1,395,000	3,153,944	4,548,944	

Department of Natural Resources

DECISION ITEM DETAIL

Budget Unit	FY 2013	FY 2013	FY 2014	FY 2014	FY 2015	FY 2015	FY 2015	FY 2015
Decision Item	ACTUAL	ACTUAL	BUDGET	BUDGET	DEPT REQ	DEPT REQ	GOV REC	GOV REC
Budget Object Class	DOLLAR	FTE	DOLLAR	FTE	DOLLAR	FTE	DOLLAR	FTE
HAZARDOUS WASTE PROGRAM								
CORE								
ADMIN OFFICE SUPPORT ASSISTANT	128,907	4.42	148,340	5.00	148,340	5.00	148,340	5.00
OFFICE SUPPORT ASST (KEYBRD)	117,829	5.25	161,263	7.00	161,263	7.00	161,263	7.00
SR OFC SUPPORT ASST (KEYBRD)	240,138	9.30	266,758	10.00	292,076	11.00	292,076	11.00
RESEARCH ANAL I	26,202	0.74	23,163	0.65	0	0.00	0	0.00
RESEARCH ANAL II	78,904	2.07	76,947	2.00	71,180	2.00	71,180	2.00
PUBLIC INFORMATION SPEC I	14,821	0.50	0	0.00	0	0.00	0	0.00
PUBLIC INFORMATION SPEC II	0	0.00	17,200	0.50	17,171	0.50	17,171	0.50
EXECUTIVE I	34,228	0.99	34,994	1.00	30,418	1.00	30,418	1.00
EXECUTIVE II	15,138	0.44	35,619	1.00	35,590	1.00	35,590	1.00
MANAGEMENT ANALYSIS SPEC II	88,805	2.14	126,243	3.00	126,138	3.00	126,138	3.00
PLANNER II	281,263	6.56	300,711	7.00	302,362	7.00	302,362	7.00
PLANNER III	148,107	3.19	188,506	4.00	188,332	4.00	188,332	4.00
ENVIRONMENTAL SPEC I	34,176	1.16	0	0.00	0	0.00	0	0.00
ENVIRONMENTAL SPEC II	113,533	3.24	0	0.00	0	0.00	0	0.00
ENVIRONMENTAL SPEC III	1,243,269	30.77	1,348,446	37.37	1,389,988	38.02	1,389,988	38.02
ENVIRONMENTAL SPEC IV	733,303	15.18	923,020	19.00	923,020	19.00	923,020	19.00
ENVIRONMENTAL ENGR I	46,772	1.11	0	0.00	0	0.00	0	0.00
ENVIRONMENTAL ENGR II	486,981	10.26	621,498	13.00	621,498	13.00	621,498	13.00
ENVIRONMENTAL ENGR III	533,540	9.36	613,296	10.90	667,403	11.90	667,403	11.90
ENVIRONMENTAL ENGR IV	99,851	1.57	186,681	3.00	192,054	3.00	192,054	3.00
DESIGN/DEVELOP/SURVEY MGR B3	11,673	0.17	0	0.00	0	0.00	0	0.00
ENVIRONMENTAL MGR B2	314,142	5.03	377,351	6.00	374,371	6.00	374,371	6.00
FISCAL & ADMINISTRATIVE MGR B2	57,419	0.99	58,083	1.00	58,035	1.00	58,035	1.00
STAFF DIRECTOR	78,575	1.00	78,826	1.00	78,825	1.00	78,825	1.00
COMMISSION MEMBER	1,250	0.00	2,101	0.00	2,100	0.00	2,100	0.00
MISCELLANEOUS TECHNICAL	43,283	1.28	0	0.00	0	0.00	0	0.00
MISCELLANEOUS PROFESSIONAL	11,673	0.19	0	0.00	0	0.00	0	0.00
TOTAL - PS	4,983,782	116.91	5,589,046	132.42	5,680,164	134.42	5,680,164	134.42
TRAVEL, IN-STATE	119,128	0.00	137,328	0.00	137,328	0.00	137,328	0.00
TRAVEL, OUT-OF-STATE	18,293	0.00	16,447	0.00	16,447	0.00	16,447	0.00
SUPPLIES	64,481	0.00	93,320	0.00	93,320	0.00	93,320	0.00
PROFESSIONAL DEVELOPMENT	53,419	0.00	62,386	0.00	62,386	0.00	62,386	0.00

Department of Natural Resources

DECISION ITEM DETAIL

Budget Unit	FY 2013	FY 2013	FY 2014	FY 2014	FY 2015	FY 2015	FY 2015	FY 2015
Decision Item	ACTUAL	ACTUAL	BUDGET	BUDGET	DEPT REQ	DEPT REQ	GOV REC	GOV REC
Budget Object Class	DOLLAR	FTE	DOLLAR	FTE	DOLLAR	FTE	DOLLAR	FTE
HAZARDOUS WASTE PROGRAM								
CORE								
COMMUNICATION SERV & SUPP	43,809	0.00	66,703	0.00	66,703	0.00	66,703	0.00
PROFESSIONAL SERVICES	188,591	0.00	345,734	0.00	345,734	0.00	345,734	0.00
HOUSEKEEPING & JANITORIAL SERV	0	0.00	1,575	0.00	1,575	0.00	1,575	0.00
M&R SERVICES	3,954	0.00	15,880	0.00	15,880	0.00	15,880	0.00
COMPUTER EQUIPMENT	12,361	0.00	0	0.00	0	0.00	0	0.00
MOTORIZED EQUIPMENT	0	0.00	3	0.00	3	0.00	3	0.00
OFFICE EQUIPMENT	7,977	0.00	13,884	0.00	13,884	0.00	13,884	0.00
OTHER EQUIPMENT	187,527	0.00	113,302	0.00	113,302	0.00	113,302	0.00
PROPERTY & IMPROVEMENTS	0	0.00	430	0.00	430	0.00	430	0.00
BUILDING LEASE PAYMENTS	763	0.00	5,434	0.00	5,434	0.00	5,434	0.00
EQUIPMENT RENTALS & LEASES	2,729	0.00	4,916	0.00	4,916	0.00	4,916	0.00
MISCELLANEOUS EXPENSES	942	0.00	2,545	0.00	2,545	0.00	2,545	0.00
TOTAL - EE	703,974	0.00	879,887	0.00	879,887	0.00	879,887	0.00
GRAND TOTAL	\$5,687,756	116.91	\$6,468,933	132.42	\$6,560,051	134.42	\$6,560,051	134.42
GENERAL REVENUE	\$0	0.00	\$0	0.00	\$0	0.00	\$0	0.00
FEDERAL FUNDS	\$3,715,975	79.11	\$4,226,235	90.94	\$4,164,520	89.53	\$4,164,520	89.53
OTHER FUNDS	\$1,971,781	37.80	\$2,242,698	41.48	\$2,395,531	44.89	\$2,395,531	44.89

Department of Natural Resources

DECISION ITEM DETAIL

Budget Unit	FY 2013	FY 2013	FY 2014	FY 2014	FY 2015	FY 2015	FY 2015	FY 2015
Decision Item	ACTUAL	ACTUAL	BUDGET	BUDGET	DEPT REQ	DEPT REQ	GOV REC	GOV REC
Budget Object Class	DOLLAR	FTE	DOLLAR	FTE	DOLLAR	FTE	DOLLAR	FTE
GR TRF TO HAZARDOUS WASTE								
CORE								
TRANSFERS OUT	0	0.00	2,744,944	0.00	0	0.00	0	0.00
TOTAL - TRF	0	0.00	2,744,944	0.00	0	0.00	0	0.00
GRAND TOTAL	\$0	0.00	\$2,744,944	0.00	\$0	0.00	\$0	0.00
GENERAL REVENUE	\$0	0.00	\$2,744,944	0.00	\$0	0.00		0.00
FEDERAL FUNDS	\$0	0.00	\$0	0.00	\$0	0.00		0.00
OTHER FUNDS	\$0	0.00	\$0	0.00	\$0	0.00		0.00

Department of Natural Resources

DECISION ITEM DETAIL

Budget Unit	FY 2013	FY 2013	FY 2014	FY 2014	FY 2015	FY 2015	FY 2015	FY 2015
Decision Item	ACTUAL	ACTUAL	BUDGET	BUDGET	DEPT REQ	DEPT REQ	GOV REC	GOV REC
Budget Object Class	DOLLAR	FTE	DOLLAR	FTE	DOLLAR	FTE	DOLLAR	FTE
HAZARDOUS SITES PSD								
CORE								
PROFESSIONAL SERVICES	153,193	0.00	2,011,146	0.00	2,011,146	0.00	2,011,146	0.00
PROPERTY & IMPROVEMENTS	0	0.00	2	0.00	2	0.00	2	0.00
TOTAL - EE	153,193	0.00	2,011,148	0.00	2,011,148	0.00	2,011,148	0.00
PROGRAM DISTRIBUTIONS	350,000	0.00	2,537,796	0.00	2,537,796	0.00	2,537,796	0.00
TOTAL - PD	350,000	0.00	2,537,796	0.00	2,537,796	0.00	2,537,796	0.00
GRAND TOTAL	\$503,193	0.00	\$4,548,944	0.00	\$4,548,944	0.00	\$4,548,944	0.00
GENERAL REVENUE	\$0	0.00	\$0	0.00	\$0	0.00	\$0	0.00
FEDERAL FUNDS	\$122,931	0.00	\$1,395,000	0.00	\$1,395,000	0.00	\$1,395,000	0.00
OTHER FUNDS	\$380,262	0.00	\$3,153,944	0.00	\$3,153,944	0.00	\$3,153,944	0.00

PROGRAM DESCRIPTION

Department of Natural Resources

DEQ - Hazardous Waste Program

Program is found in the following core budget(s): Hazardous Waste Program

1. What does this program do?

The three major functions of the Hazardous Waste Program are:

Pollution Prevention – The program is responsible for ensuring compliance with laws and regulations designed to prevent pollution. The program works with businesses that generate and transport hazardous wastes to ensure safe handling and disposal by issuing identification numbers, certifications and permits to companies that treat, store and dispose of hazardous wastes. In reporting year 2012, Missouri companies generated about 261,074 tons of hazardous waste. Approximately 80% of this was treated or disposed of in Missouri; the remainder was shipped out of state or out of country. During this same period, Missouri received approximately 148,626 tons of hazardous waste from outside the state. About 92% of this imported waste was burned by Missouri cement making operations as a substitute for coal. The program also oversees the operation of approximately 3,500 underground storage tank sites with approximately 9,200 tanks.

Remediation – The program is responsible for ensuring corrective action of contamination that is not caused by nature. The program implements laws that require responsible parties to be accountable for the contamination they cause. The program also works with parties seeking to voluntarily clean up contamination. In all cases, the department provides oversight for investigating and remediating contamination to bring these sites back into beneficial reuse for economic benefit and sustainable communities. Where appropriate, the program performs operation and maintenance activities to help assure that remedial actions taken at a site continue to be protective of human health and the environment. Examples are: Brownfields, gas stations, major oil refineries, abandoned lead mine sites, major industrial areas, wood treaters, Superfund sites, drycleaners, federally owned sites and many others.

Long-Term Stewardship – Because most corrective actions leave some residual contamination, the program implements long-term stewardship measures to ensure that remediation decisions result in safe and productive reuse of properties for future generations. Examples of long-term stewardship tools include: engineered controls to isolate contamination, property controls to limit activities, governmental controls such as zoning or permits, informational devices and regular inspections.

Hazardous Sites PSD

Leaking Underground Storage Tanks: The federal government provides resources to states to address contamination from underground tank releases in situations where there is a threat to human health and the environment but no willing or viable responsible party can be found. The federal government also allows the state to use these funds to assist cities where abandoned underground tanks are an impediment to revitalization efforts.

The goal of the Risk Based Corrective Action (RBCA) process is to implement corrective actions for petroleum contamination faster, more effectively and more appropriately tailored to remediation of a specific site. By employing tools such as exposure assessment and risk assessment, the use of risk-based decision making can consider the current and potential risks posed by an underground storage tank release. This knowledge is used to make decisions about corrective action processes and site management. Although delays in the development of Tanks RBCA guidance and regulation have hampered the department's ability to fully implement the process, the department provides clear guidance to consultants and contractors, which results in better plans and reports, speeding up the work, and cutting paperwork costs. The eventual result will be an increased number of corrective actions completed per year due to the Tanks RBCA process. We expect the final tanks RBCA rule to be in place in January 2014 with implementation in March 2014.

PROGRAM DESCRIPTION

Department of Natural Resources

DEQ - Hazardous Waste Program

Program is found in the following core budget(s): Hazardous Waste Program

1. What does this program do (continued)?

Drycleaner Environmental Cleanups: Senate Bill 577 (2000), created the Dry-cleaning Environmental Response Trust (DERT) Fund to assist in the cleanup of contaminated drycleaner sites. Cleanup of contaminated properties provides an opportunity for reuse and economic development. The program reimburses eligible parties for qualifying investigation and cleanup expenses over the \$25,000 deductible. The first four years of the program were dedicated to collecting fees as required by statute and developing the program rules. The Joint Committee on Administrative Rules disapproved the rulemaking on September 16, 2004. Senate Bill 170 and Senate Bill 225 (2005) reauthorized the DERT Fund with changes. The DERT Fund Rules became effective on May 30, 2006. Senate Bill 135 (2011) extended the sunset date on the program and the DERT Fund to August 28, 2017. State regulations require that reimbursement of the DERT Fund monies be accomplished based on site prioritization. DERT Funds are allocated to prioritized sites in the following proportions: high priority 60%, medium priority 30%, and low priority 10%.

To date, 42 sites have been accepted into the DERT program, however being accepted into the program does not guarantee that a site will receive complete reimbursement of their cleanup costs. Sites in the program receive oversight of their cleanups and a certificate of completion in addition to potential reimbursement of eligible costs. The department estimates there are approximately 865 potentially contaminated drycleaner sites in Missouri. With the extension of the sunset date, based on current revenues, expenditures and average cleanup costs, the fund could support reimbursement of cleanup costs for 15 sites over the life of the fund. Reimbursement is a complex process and is dependent on receiving all appropriate documentation and responses from owners and consultants, sometimes spanning multiple fiscal years. Based on a fiscal analysis of the DERT Fund in 2012 no new applications into the DERT Fund have been accepted. The Department notified all active dry cleaners, DERT Fund participants/their consultants, and the original stakeholder group that due to declining revenues, the fund would not accept new applications after September 2012 and reimbursement of costs for future work plans may not be guaranteed.

Hazardous Substance Cleanup: Pollution and public health problems have resulted from the mismanagement of waste at abandoned or uncontrolled hazardous waste sites and federal facility sites in Missouri. The department, in coordination with EPA, may remediate these sites solely or they may be remediated by the responsible party with state oversight. The federal government and the state provide resources to address hazardous substance sites in Missouri where there is no willing viable responsible party. The state also pursues cleanups independently of the federal government when EPA has not ranked a site as a priority. This PSD is used to hire contractors to perform cleanup work or to perform relevant environmental studies at these sites.

This appropriation is also used to pay EPA for the State of Missouri's 10% match obligation for remedial action conducted at Superfund sites. Funds have also been used to investigate several radiological contaminated sites. The program will continue to utilize federal brownfield resources to conduct assessment and cleanup activities at eligible Brownfields sites which are inclusive of, but not limited to brownfields sites contaminated with hazardous and/or petroleum substances, lead-based-paint, asbestos, controlled substances and mine-scarred lands, thereby promoting property re-use for economic development and sustainable communities. In addition, the department is conducting a limited program to provide pesticide collection events to help ensure proper management of pesticide waste in the state and to provide educational outreach regarding pesticide waste.

Hazardous Waste Program - Reconciliation

	FY 2011	FY 2012	FY 2013	FY 2014	FY 2015
	Actual	Actual	Actual	Current	Gov Rec
Hazardous Waste Operations (78870C)	5,746,827	5,815,113	5,687,756	6,468,933	6,560,051
Hazardous Sites PSD (79445C)	862,966	1,074,201	503,193	4,548,944	4,548,944
Total	6,609,793	6,889,314	6,190,949	11,017,877	11,108,995

PROGRAM DESCRIPTION

Department of Natural Resources

DEQ - Hazardous Waste Program

Program is found in the following core budget(s): Hazardous Waste Program

2. What is the authorization for this program, i.e., federal or state statute, etc.? (Include the federal program number, if applicable.)

Pollution Prevention

Resource Conservation and Recovery Act of 1976 (RCRA), as amended, Public Law 94-580

Solid Waste Disposal Act of 1976

Toxic Substances Control Act, as amended, Section 28 and 404 (g), Public Law 102-550

Energy Policy Act of 2005 (The department is moving toward adopting and implementing the Underground Storage Tanks provisions of this act.)

RSMo 260.350 through 260.434

Hazardous Waste Facility Permits - Permitting, Inspection and Enforcement;
Resource Conservation and Recovery Act (RCRA)

RSMo 260.375

Hazardous Waste Transporter Licensing

RSMo 260.390

Commercial Hazardous Waste Facility Inspection Program

RSMo 260.396

PCB Inspections

RSMo 319.100 through 319.139

Petroleum Storage Tanks

Remediation and Long-Term Stewardship

Comprehensive Environmental Response, Compensation, and Liability Act of 1980, Public Law 96-510, as amended

Superfund Amendments and Reauthorization Act of 1986, Public Law 99-499

Atomic Energy Act of 1954, as amended, Section 21, Public Law 83-703

Energy Reorganization Act of 1974, Public Law 93-438

Department of Energy Organization Act of 1977, as amended; Public Law 95-604

Energy Policy Act of 1992, Title X and XI

Small Business Liability Relief and Brownfields Revitalization Act

RSMo 260.435 through 260.480

Abandoned or Uncontrolled Sites (Registry)

RSMo 260.565 through 260.609 and RSMo 447.700 through 447.708

Voluntary Remediation including Brownfields

RSMo 260.900 through 260.965

Drycleaner Remediation

RSMo 319.100 through 319.139

Petroleum Storage Tanks

RSMo 260.750

Environmental Radiation Monitoring

Missouri Environmental Covenants Act, 260.1039, RSMo.

PROGRAM DESCRIPTION

Department of Natural Resources

DEQ - Hazardous Waste Program

Program is found in the following core budget(s): Hazardous Waste Program

3. Are there federal matching requirements? If yes, please explain.

Performance Partnership Grant - RCRA	25% State (EPA)
Performance Partnership Grant - Toxic Substances Control Act (TSCA) PCB	25% State (EPA)
Brownfields 104 (k)	100% Federal (EPA)
Brownfields 128 (a)	100% Federal (EPA)
Defense/State Memorandum of Agreement (DSMOA)	100% Federal (DOD)
Ellisville Superfund Cooperative Agreement	100% Federal (EPA)
Formerly Utilized Sites Remedial Action Project (FUSRAP)	100% Federal (Army Corp of Engineers)
United States Department of Agriculture - Grain Bin Sites	100% Federal (USDA)
U.S. Department of Energy - Kansas City Plant Grant	100% Federal (DOE)
Valley Park Remedial Activities	100% Federal (EPA)
Superfund Agreement	10% State (EPA)
(Support Agency Cooperative Agreement and Pre-Remedial Response Cooperative Agreement are 100% federally funded)	
Weldon Spring Long-Term Surveillance and Maintenance Project	100% Federal (DOE)
Leaking Underground Storage Tank-Preventative	25% State (EPA)
Leaking Underground Storage Tank Trust Fund-Corrective Action	10% State (EPA)
Minuteman II Longterm Stewardship	100% Federal (DOD)
Various State Superfund Contracts	10% State (this covers our 10% state Superfund obligation)
General Services Administration (GSA) - Environmental Project Assistance	100% Federal (GSA)

4. Is this a federally mandated program? If yes, please explain.

Through delegation from, and agreements with, the federal Environmental Protection Agency, the Hazardous Waste Program supports the federal Resource Conservation and Recovery Act (RCRA), as well as Section 9004 of the Solid Waste Disposal Act as amended by RCRA, the Superfund Amendments and Reauthorization Act of 1986, and 40 CFR Part 281. In addition, work performed under the Comprehensive Environmental Response Compensation and Liability Act (CERCLA), as well as cleanup oversight at Federal Facilities sites, is mandated by the federal government.

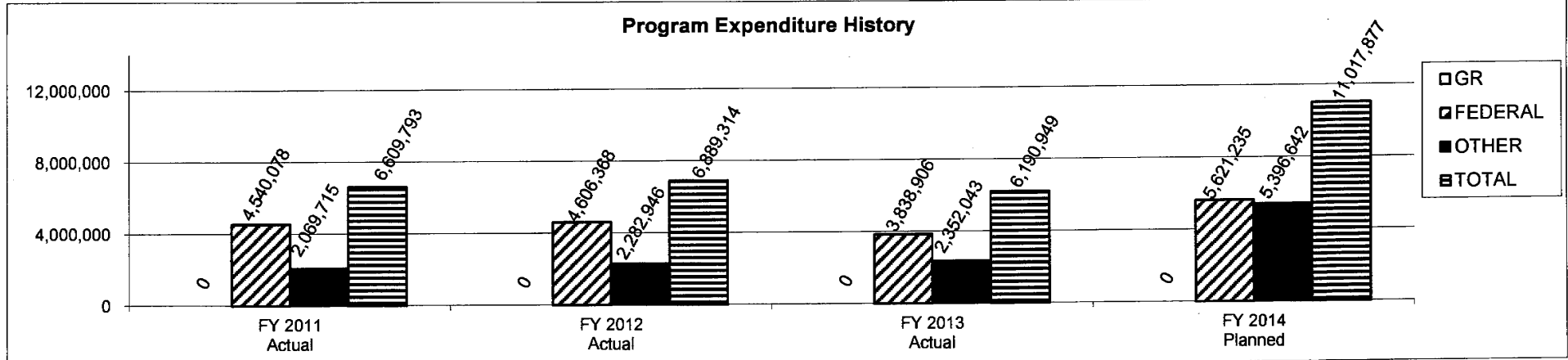
PROGRAM DESCRIPTION

Department of Natural Resources

DEQ - Hazardous Waste Program

Program is found in the following core budget(s): Hazardous Waste Program

5. Provide actual expenditures for the prior three fiscal years and planned expenditures for the current fiscal year.



Notes: Actual expenditures for all fiscal years are as of June 30 and do not include lapse period activities. Financial data includes operating and pass-through appropriations. Beginning in FY 2013, core pass-through appropriations are set at a level to encumber and pay our commitments, which often span multiple fiscal years. FY 2014 Planned is shown at full appropriation.

6. What are the sources of the "Other" funds?

Natural Resources Protection Fund - Damages Subaccount (0555); Solid Waste Management Fund (0570); Underground Storage Tank Regulation Program Fund (0586); Environmental Radiation Monitoring Fund (0656); Hazardous Waste Fund (0676); and Dry-Cleaning Environmental Response Trust Fund (0898)

PROGRAM DESCRIPTION

Department of Natural Resources

DEQ - Hazardous Waste Program

Program is found in the following core budget(s): Hazardous Waste Program

7a. Provide an effectiveness measure.

UST = Underground Storage Tanks; PCB = Polychlorinated Biphenyls Facilities

Compliance Monitoring Activities

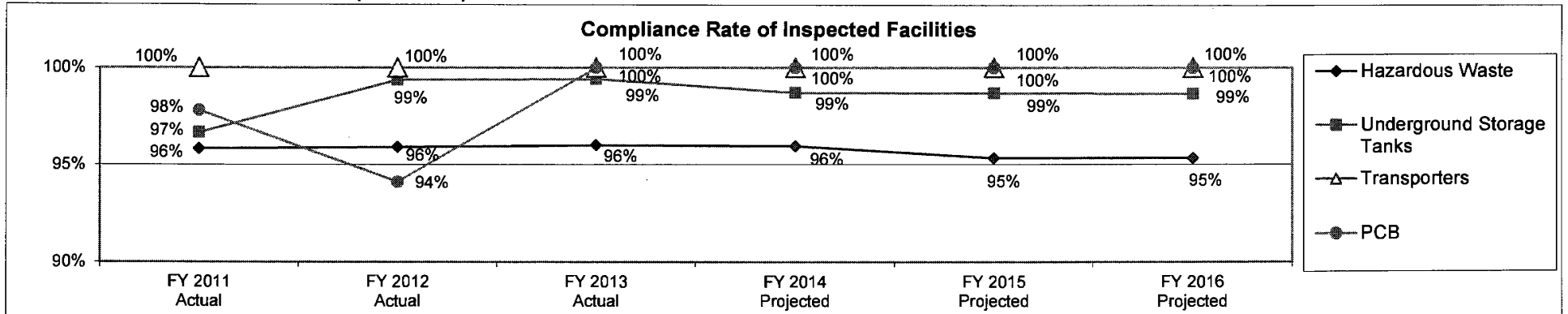
	FY 2011 Actual				FY 2012 Actual			
	Hazardous Waste	UST	Transporter	PCB	Hazardous Waste	UST	Transporter	PCB
Regulated Facilities	2,132	3,578	200	2,500	2,153	3,558	230	2,500
Inspections	695	1,314	121	91	635	1,776	120	85
Letters of Warning (LOW)	264	31	0	0	282	12	3	0
Notices of Violation (NOV)	309	286	9	2	225	163	11	5
Settlements	10	15	0	NA	13	31	0	NA
Referrals	1	53	0	NA	1	37	0	NA
	FY 2013 Actual				FY 2014 Projected			
Regulated Facilities	2,100	3,530	250	2,500	2,060	3,510	250	2,500
Inspections	574	1,188	118	82	642	1,160	120	75
Letters of Warning (LOW)	234	35	0	0	269	35	3	0
Notices of Violation (NOV)	257	133	2	0	225	80	4	0
Settlements	18	19	0	NA	12	20	0	NA
Referrals	4	19	0	NA	1	30	0	NA
	FY 2015 Projected				FY 2016 Projected			
Regulated Facilities	2,020	3,490	250	2,500	1,980	3,470	250	2,500
Inspections	642	1,140	120	75	642	1,120	120	75
Letters of Warning (LOW)	269	35	3	0	269	35	3	0
Notices of Violation (NOV)	225	80	4	0	225	80	4	0
Settlements	12	18	0	NA	15	15	0	NA
Referrals	5	25	0	NA	5	18	0	NA

UST-Numbers have been updated to reflect LOWs and NOV's issued in subsequent fiscal years for previous year's inspections. NOV's have also been updated to include all financial assurance and related NOV's fees. Due to compliance outreach efforts, LOWs and NOV's are often not issued in the same year the inspection is conducted. FY 2013 UST inspection follow-up has not been completed at this time. True percentages of inspections not resulting in NOV issuance cannot be determined until all inspection follow-ups are completed. UST inspections were higher in FY 2012 to conform with EPA's definition of the three year inspection cycle. Inspection numbers for FY 2013 - FY 2016 are averaged to inspect all facilities on a 3 year cycle. PCB-MDNR conducts inspections of PCB facilities, but LOWs and NOV's are issued by EPA.

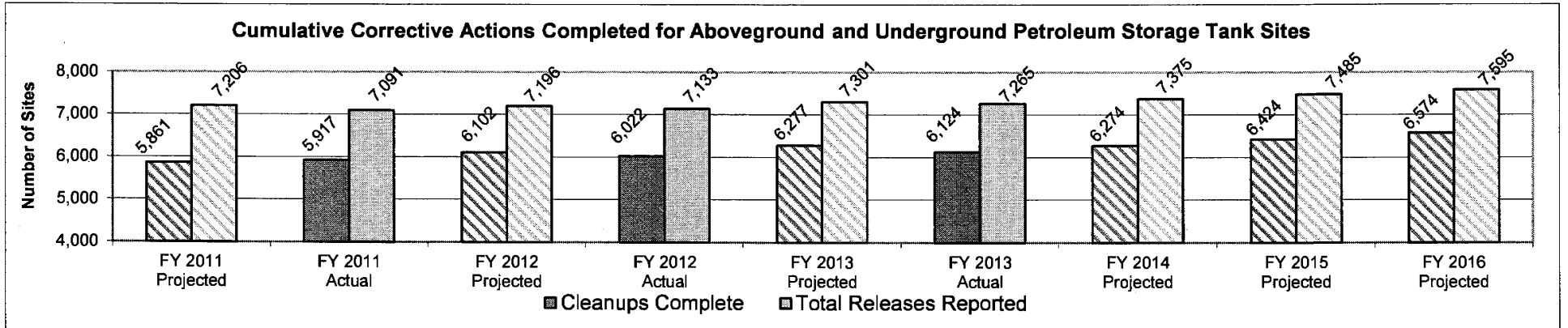
PROGRAM DESCRIPTION

Department of Natural Resources
DEQ - Hazardous Waste Program
Program is found in the following core budget(s): Hazardous Waste Program

7a. Provide an effectiveness measure (continued).



FY 2013 inspection follow-up for UST inspections not yet completed. True percentage of inspections not resulting in NOV issuance cannot be determined until all inspection reviews are completed. Facilities are only reflected as not in compliance if an NOV is issued based on the facility inspection. Please note the transporters have a 100% compliance rate of inspected facilities from FY 2011 Actual through FY 2016 Projected. FY 2013 Actual through FY 2016 Projected PCB are at 100% compliance.

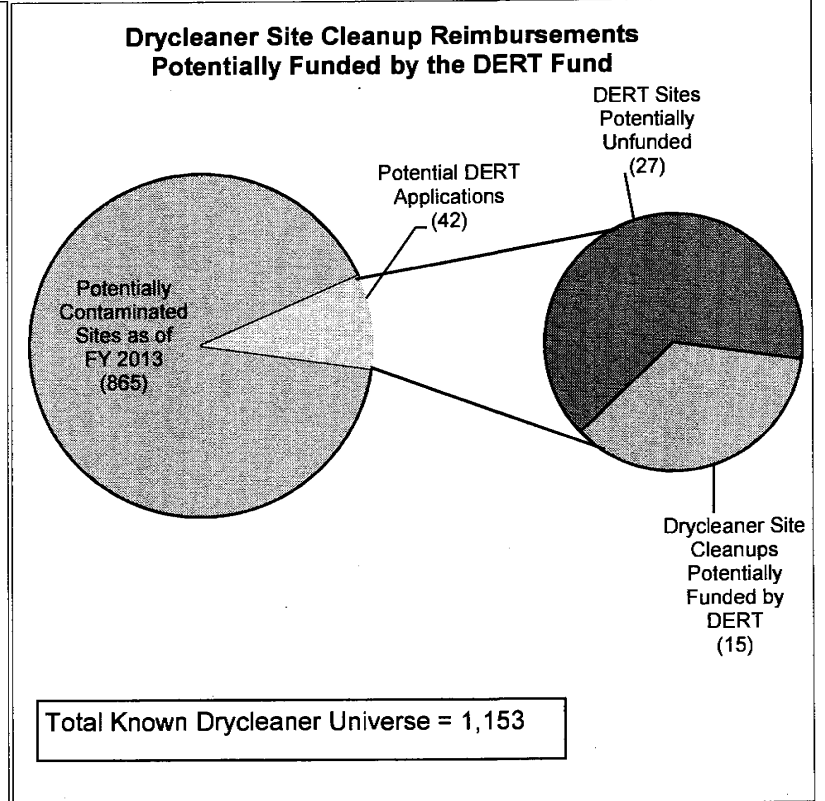
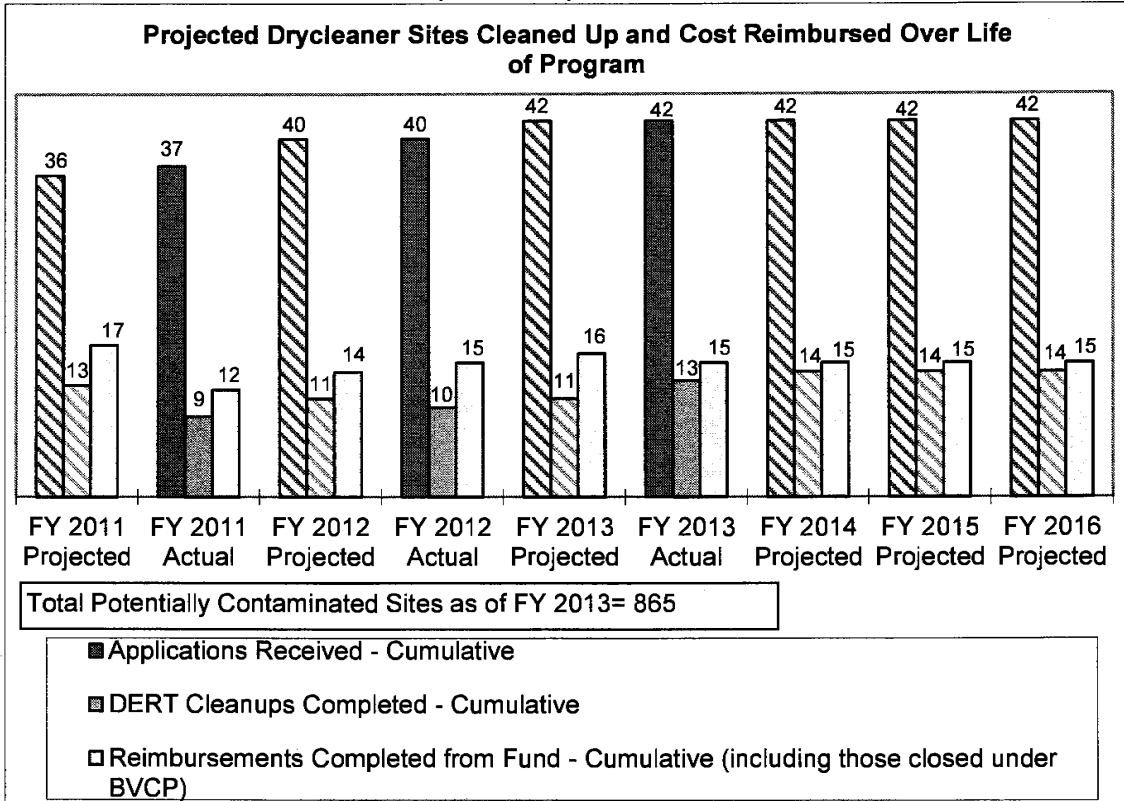


"Corrective action" includes sites where contamination remains in place with appropriate engineering or institutional controls. Some measures are re-calculated each month for all previous months to reflect items added, deleted, or edited after the end of the previous reporting period.

PROGRAM DESCRIPTION

Department of Natural Resources
DEQ - Hazardous Waste Program
Program is found in the following core budget(s): Hazardous Waste Program

7a. Provide an effectiveness measure (continued).



The State Coalition for Remediation of Drycleaners estimates that 75% of drycleaners are potentially contaminated. At the end of FY 2013, the known universe of abandoned and active drycleaners in Missouri was 1,153. Five sites that had been cleaned up through Voluntary Cleanup applied for reimbursement only. Completion of reimbursement lags behind cleanup due to site prioritization and is based on receipt of completed claim requests. Based on claims filed thus far, the total average assessment/cleanup reimbursement per site is \$144,182. Over the life of the fund, we could potentially support reimbursement of cleanup costs for 15 sites. Even if the average cleanup cost per site were to decline over time, the fund cannot support reimbursement of cleanup costs for the estimated 865 potentially contaminated dry cleaning sites in Missouri. *The fund sunsets in 2017 (FY 2018).

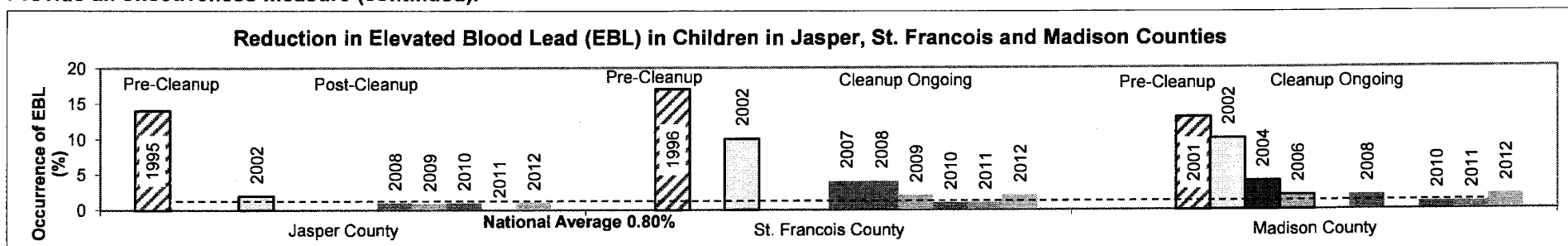
PROGRAM DESCRIPTION

Department of Natural Resources

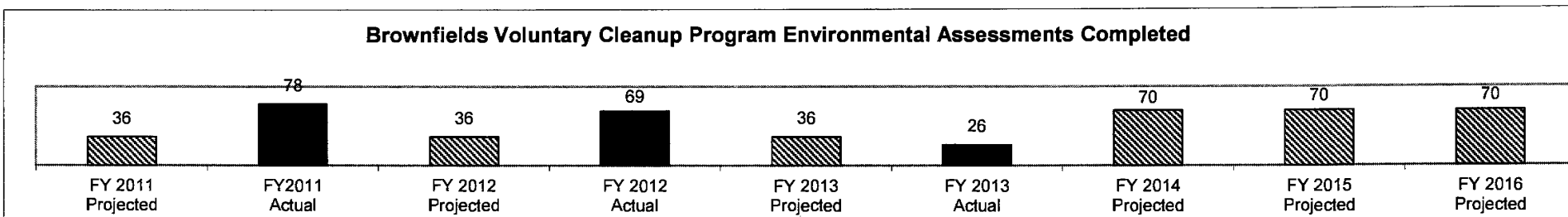
DEQ - Hazardous Waste Program

Program is found in the following core budget(s): Hazardous Waste Program

7a. Provide an effectiveness measure (continued).



Jasper, St. Francois and Madison Counties are located in areas of widespread lead mining, which currently encompass several formerly lead mined Superfund sites. In the early to mid-1990's Department of Health and Senior Services (DHSS) conducted EBL sampling to determine the environmental effect living in and around lead mined areas has on children. County-wide EBL data has been collected by DHSS. The accompanying charts and tables are based on an assumption of direct correlation between the removal of lead from the environment (remediation of Superfund lead site) and the reduction of blood levels in resident populations.




The Brownfields Voluntary Cleanup Program provides resources to local communities to perform environmental assessments on selected sites. Through an application process, sites are selected for a Phase I/Phase II environmental site assessment to be performed by an independent contractor. These activities provide communities the assistance to begin redevelopment efforts. Federal Brownfields 128(a) funding through the U. S. Environmental Protection Agency is limited to \$50 million per year. For the past 5 years, Missouri's share of funding has fared well compared to other states, averaging \$1.2 million per year. However, as more states and tribes are applying for these funds each year, available funding is allocated over a broader base of applicants and Missouri's award amount is beginning to decline. In FY 2014, Missouri will be getting additional funding for assessments under Brownfields 104(k) funding. This funding will help offset any decreases in 128(a) funding in the near future.

PROGRAM DESCRIPTION

Department of Natural Resources
DEQ - Hazardous Waste Program
Program is found in the following core budget(s): Hazardous Waste Program

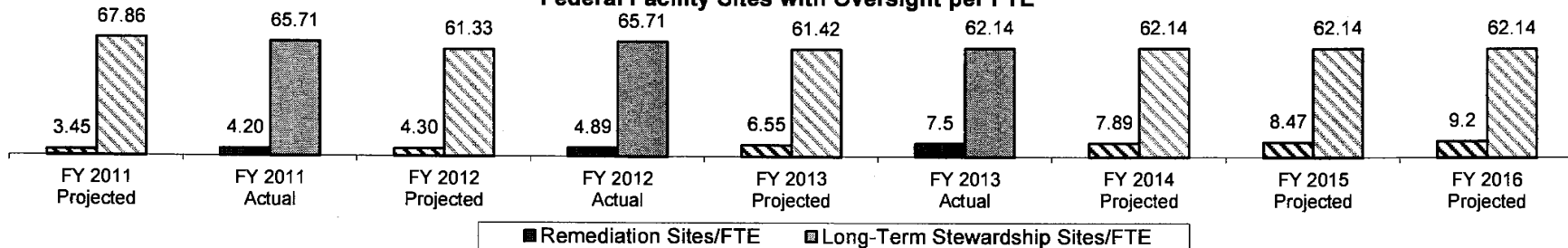
7b. Provide an efficiency measure.

Annual Permit Actions per FTE



The department and EPA must carefully review every detail of the permit application submitted by the facility. This technical review almost always requires lengthy technical comments from the permit writer, revisions by the facility and always involves public involvement at various stages of the process. As a result, to be protective of human health and the environment, adequate review and revision of an application may take years and requires a great deal of coordination between the department, EPA and the facility. If approved by both the department and EPA, the permit is good for up to 10 years. For more information on the RCRA permitting process see the department's website at <http://www.dnr.mo.gov/env/hwp/commission/commis.htm>. The FY 2013 actual total shows a continued increase in actions per FTE over previous years. This increase is primarily attributable to the Section's on-going efforts to further refine its tracking of new incoming (and previously untracked) documents and associated project tasks. FY 2011 and FY 2012 actual numbers have also been revised to reflect these efforts. At this time, it is unknown to what degree these refinements will affect future annual "actual" totals. Until this trend is established, the noted future projections are based on a slow and steady efficiency increase relative to the FY 2012 projected, as opposed to actual numbers.

Federal Facility Sites with Oversight per FTE



The total universe of Federal Facility Sites is 306.

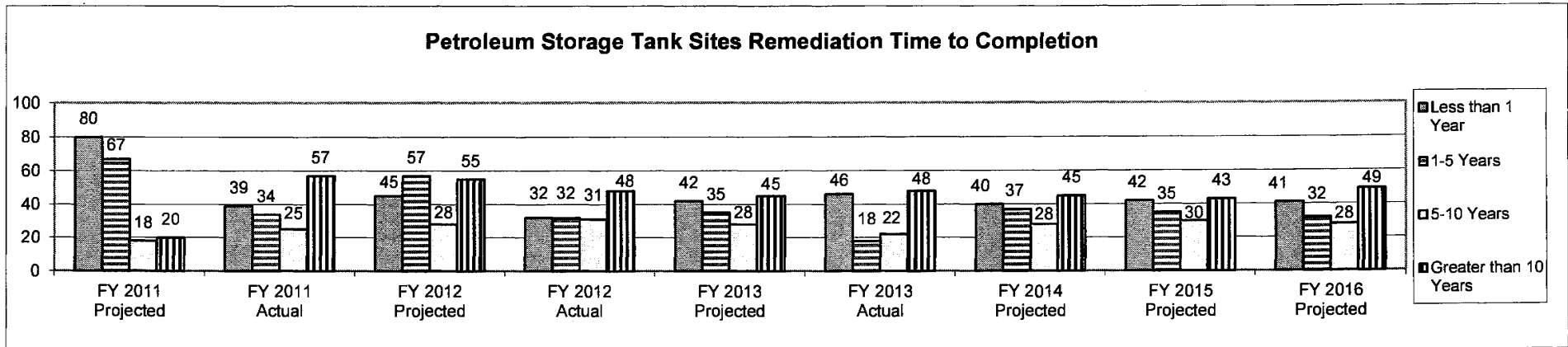
PROGRAM DESCRIPTION

Department of Natural Resources

DEQ - Hazardous Waste Program

Program is found in the following core budget(s): Hazardous Waste Program

7b. Provide an efficiency measure (continued).



The department implemented the risk based corrective action guidance standards in February 2004. The department has been developing the Tanks RBCA guidelines. Working on these guidelines and subsequent regulation development has slowed the final clean up of tank sites seeking a clean or no further action letter. This is a result of a number of factors that include: work to finalize the guidance and regulation documents; educating DNR staff, tank owners and consultants of the best and proper way to work with the Tanks RBCA requirements; and that RBCA takes more effort in the initial stages of the clean up (site characterization and sampling) efforts. Once the rules are implemented we anticipate this process will be much smoother, resulting in shorter timeframes for completion. It is anticipated that the final rule will be in place on January 2014 with an implementation date of March 2014.


Average Drycleaner Site Cleanup Cost at End of FY 2013	
	Cost Per Cleanup
Other States	\$216,900
Missouri	\$169,182

There are currently 23 sites enrolled in the fund. Due to the conservativeness of the state's reimbursement structure and standardized cleanup levels implemented by the state's risk based cleanup levels, Missouri's cleanup cost per site is lower than in other states in the State Coalition for Remediation of Drycleaners (based on an August 2007 SCRDP paper). The total average cleanup cost for the 11 sites that have received reimbursement under the Missouri program is \$169,182. The average reimbursement excludes the \$25,000 deductible. The average cleanup cost per site for other state dry-cleaning programs is \$216,900. Reimbursements to drycleaners for cleanup costs can span multiple fiscal years.

PROGRAM DESCRIPTION

Department of Natural Resources
DEQ - Hazardous Waste Program
 Program is found in the following core budget(s): **Hazardous Waste Program**

7b. Provide an efficiency measure (continued).



Approximately 24% of Brownfields sites are cleaned up in less than 1 year and 22% of Brownfields sites are cleaned up within 2 years. This chart reflects sites completed from 1995 - 2013 (mid-year).

7c. Provide the number of clients/individuals served (if applicable)

Clients Served represents a known universe of persons and facilities regulated through permits, licenses, registrations and certifications plus sites either being assessed for contamination or sites in cleanup oversight.

Clients Served	FY 2011	FY 2012	FY 2013
Treatment, Storage, & Disposal sites	94	93	94
Resource Recovery sites	30	27	28
Underground Storage Tanks (UST)/Leaking UST Sites	3,578	3,558	3,530
Federal Facility sites	285	306	306
Drycleaner sites	222	209	187
Brownfields Voluntary Cleanup sites	390	354	328
Hazardous Waste Generators	4,492	4,629	4,664
Superfund sites	306	309	309
Totals	9,397	9,485	9,446

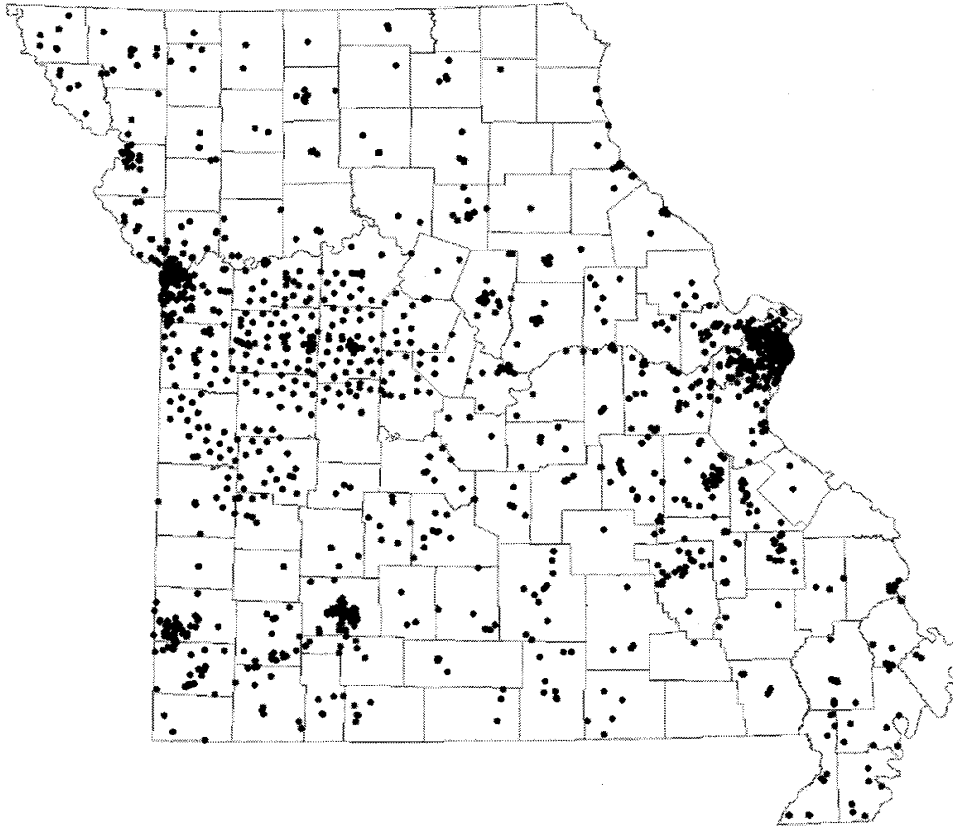
PROGRAM DESCRIPTION

Department of Natural Resources

DEQ - Hazardous Waste Program

Program is found in the following core budget(s): Hazardous Waste Program

7c. Provide the number of clients/individuals served (if applicable)(continued).



Each dot represents one site in Missouri where cleanup is occurring and where this Hazardous Substance PSD appropriation might be used (Superfund, BVCP, and Federal Facilities sites); each site impacts many Missourians.

The Missouri Department of Natural Resources, under a Cooperative Agreement with the U.S. Environmental Protection Agency (EPA), conducts Brownfields Site-Specific Assessments (BSSA) of properties for public entities such as cities, counties and quasi governmental entities, as well as properties owned by not-for-profit organizations across the state. Often, local governments acquire contaminated properties through foreclosure for back taxes, land donations, or may own property they would like to sell for redevelopment purposes.

These entities sometimes have difficulty finding adequate funding to pay for environmental assessments (all appropriate inquiries, Phase I and Phase II Assessments) prior to redevelopment. The Brownfields Site-Specific Assessment program provides funding and technical assistance to help communities in assessing properties. Often, it is the unknown environmental condition of the property that dissuades developers. Brownfields Site-Specific Assessment provides valuable information that can aid in making decisions regarding the future of the property.

The Department works cooperatively with EPA to cleanup contamination at Superfund sites where there are limited responsible parties. The state is obligated to pay for 10% of the EPA total cleanup costs and 100% of on-going operation and maintenance of the remedy at these sites. At present the Department is obligated to pay 10% of the cleanup cost on seven sites. Funding for the currently due portion of these obligations was included in the FY 2014 budget.

7d. Provide a customer satisfaction measure, if available.

Not available

NEW DECISION ITEM

RANK: 006 OF 011

Department of Natural Resources	Budget Unit <u>79240C</u>
Division of Environmental Quality	
Superfund Obligations	DI#: 1780002

1. AMOUNT OF REQUEST

	FY 2015 Budget Request					FY 2015 Governor's Recommendation			
	GR	Federal	Other	Total		GR	Fed	Other	Total
PS	0	0	0	0	PS	0	0	0	0
EE	0	0	0	0	EE	0	0	0	0
PSD	0	0	0	0	PSD	0	0	0	0
TRF	22,000	0	0	22,000	TRF	22,000	0	0	22,000
Total	22,000	0	0	22,000	Total	22,000	0	0	22,000

FTE	0.00	0.00	0.00	0.00	FTE	0.00	0.00	0.00	0.00
-----	------	------	------	------	-----	------	------	------	------

Est. Fringe	0	0	0	0
--------------------	---	---	---	---

Note: Fringes budgeted in House Bill 5 except for certain fringes budgeted directly to MoDOT, Highway Patrol, and Conservation.

Est. Fringe	0	0	0	0
--------------------	---	---	---	---

Note: Fringes budgeted in House Bill 5 except for certain fringes budgeted directly to MoDOT, Highway Patrol, and Conservation.

Other Funds: _____ Other Funds: _____

2. THIS REQUEST CAN BE CATEGORIZED AS:

<input type="checkbox"/> New Legislation	<input type="checkbox"/> New Program	<input type="checkbox"/> Supplemental
<input type="checkbox"/> Federal Mandate	<input type="checkbox"/> Program Expansion	<input type="checkbox"/> Cost to Continue
<input type="checkbox"/> GR Pick-Up	<input type="checkbox"/> Space Request	<input type="checkbox"/> Equipment Replacement
<input type="checkbox"/> Pay Plan	<input checked="" type="checkbox"/> Other: <u>Statutorily Mandated Request/RSMo 260.391.7</u>	

NEW DECISION ITEM

RANK: 006 OF 011

Department of Natural Resources	Budget Unit <u>79240C</u>
Division of Environmental Quality	
Superfund Obligations	DI#: 1780002

3. WHY IS THIS FUNDING NEEDED? PROVIDE AN EXPLANATION FOR ITEMS CHECKED IN #2. INCLUDE THE FEDERAL OR STATE STATUTORY OR CONSTITUTIONAL AUTHORIZATION FOR THIS PROGRAM.

The department's Superfund program assesses contaminated sites and oversees the clean-up of contamination at sites subject to Federal Superfund Law and other applicable laws. Superfund obligations represent the state's share of costs for clean-ups or remedial action currently underway or already completed in Missouri. These are clean-ups where the party responsible for the contamination is either unknown, uncooperative, or insolvent. Under these circumstances, the U.S. Environmental Protection Agency (EPA) uses federal Superfund dollars to pay for the clean-up as long as: 1) the state agrees to pay 10% of the total clean-up costs, and 2) the state funds and performs 100% of future operation and maintenance (O&M) for the expected life of remedial actions where contamination is contained in place or remedial action systems must be operated, monitored, and maintained for a period of time to achieve cleanup objectives. The state concurs with the EPA decision on the site and commits to pay 10% of remedial action costs and 100% of Operations and Maintenance through Superfund State Contracts.

In 2004, a Legislative Interim Committee examined the funding shortfalls of the Hazardous Waste Program and concluded it was unfair to ask presently-operating hazardous waste generators to pay the state share of Superfund cleanups. Senate Bill 225 passed during the 2005 legislative session directs that "...the department shall request an annual appropriation of general revenue equal to any state match obligation to the U.S. Environmental Protection Agency for cleanup performed pursuant to the authority of the Comprehensive Environmental Response, Compensation and Liability Act of 1980 (CERCLA)." (RSMo 260.391.7). EPA-funded remedial actions may entail containing contamination in place or remedial action systems requiring operation, monitoring, and maintenance for a period of time after the EPA-funded remedial action is constructed and before remedial action objectives are achieved. The General Revenue transfer appropriation requested here meets this obligation.

NEW DECISION ITEM
RANK: 006 OF 011

Department of Natural Resources	Budget Unit 79240C
Division of Environmental Quality	
Superfund Obligations	DI#: 1780002

4. DESCRIBE THE DETAILED ASSUMPTIONS USED TO DERIVE THE SPECIFIC REQUESTED AMOUNT. (How did you determine that the requested number of FTE were appropriate? From what source or standard did you derive the requested levels of funding? Were alternatives such as outsourcing or automation considered? If based on new legislation, does request tie to TAFP fiscal note? If not, explain why. Detail which portions of the request are one-times and how those amounts were calculated.)

A General Revenue transfer for operation and maintenance (O&M) costs is being requested for the following sites:

Oak Grove Village Well Operable Unit 1 Well-Interim Record of Decision	\$ 3,000
Times Beach	\$ 1,000
Oronogo-Duenweg (Jasper County) Operable Unit 2 Residential Soils	\$ 3,000
Quality Plating	\$ 6,000
Bee Cee Manufacturing Co.	\$ 6,000
Annapolis Lead Mine Operable Units 1, 2 & 3	<u>\$ 3,000</u>
Total Operation and Maintenance Costs Requested	\$22,000

State-funded O&M at EPA-funded remedial action sites may entail such tasks as conducting at least annual inspections and monitoring of groundwater and/or other environmental media; repair, maintenance, or replacement of engineered structures or mechanical systems such as earthen caps or groundwater pump and treat systems; and maintenance and compliance activities related to institutional controls governing property uses; and other routine activities such as interagency coordination, site visits and technical meetings, and participation in five-year reviews of remedial actions. The amount of funding needed for O&M at any given site depends on the anticipated O&M activities, the complexity of the remedial action system, and the extent of potential failure of any components of the remedial actions.

NEW DECISION ITEM
RANK: 006 OF 011

Department of Natural Resources	Budget Unit 79240C
Division of Environmental Quality	
Superfund Obligations	DI#: 1780002

5. BREAK DOWN THE REQUEST BY BUDGET OBJECT CLASS, JOB CLASS, AND FUND SOURCE. IDENTIFY ONE-TIME COSTS.

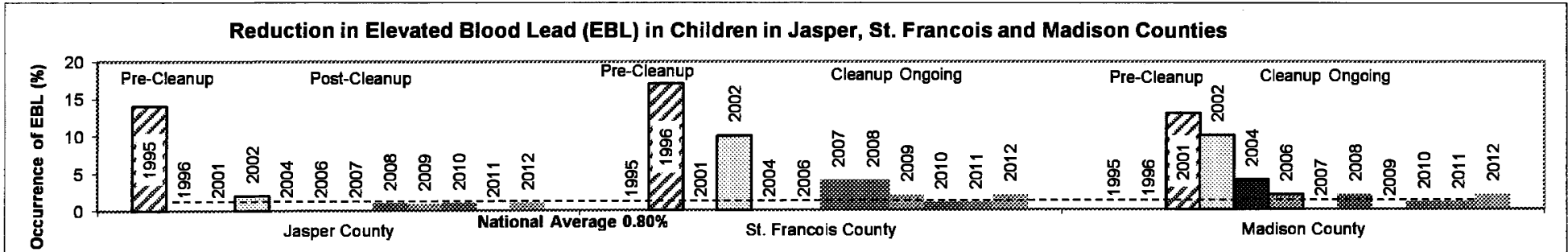
Budget Object Class/Job Class	Dept Req GR DOLLARS	Dept Req GR FTE	Dept Req FED DOLLARS	Dept Req FED FTE	Dept Req OTHER DOLLARS	Dept Req OTHER FTE	Dept Req TOTAL DOLLARS	Dept Req TOTAL FTE	Dept Req One-Time DOLLARS
Total PS	0	0.00	0	0.00	0	0.00	0	0.00	0
Total EE	0		0		0		0		0
Program Distributions							0		
Total PSD	0		0		0		0		0
Transfers	22,000						22,000		0
Total TRF	22,000		0		0		22,000		0
Grand Total	22,000	0.00	0	0.00	0	0.00	22,000	0.00	0

Budget Object Class/Job Class	Gov Rec GR DOLLARS	Gov Rec GR FTE	Gov Rec FED DOLLARS	Gov Rec FED FTE	Gov Rec OTHER DOLLARS	Gov Rec OTHER FTE	Gov Rec TOTAL DOLLARS	Gov Rec TOTAL FTE	Gov Rec One-Time DOLLARS
Total PS	0	0.00	0	0.00	0	0.00	0	0.00	0
Total EE	0		0		0		0		0
Program Distributions							0		
Total PSD	0		0		0		0		0
Transfers	22,000						22,000		0
Total TRF	22,000		0		0		22,000		0
Grand Total	22,000	0.00	0	0.00	0	0.00	22,000	0.00	0

Department of Natural Resources	Budget Unit 79240C
Division of Environmental Quality	
Superfund Obligations	DI#: 1780002

6. PERFORMANCE MEASURES (If new decision item has an associated core, separately identify projected performance with & without additional funding.)

6a. Provide an effectiveness measure.



Operations and maintenance efforts at sites such as Oronogo-Duenweg in Jasper County help ensure remedies stay in place, protecting Missouri citizens.

6b. Provide an efficiency measure.

The State of Missouri's oversight and commitment to pay 10% of the cost of clean-up of these sites leverages a large amount of federal funding. So far, 11 sites totaling \$40.3 million in federal funds have been completed with the state paying just over \$4 million for its share.

NEW DECISION ITEM
RANK: 006 OF 011

Department of Natural Resources	Budget Unit <u>79240C</u>
Division of Environmental Quality	
Superfund Obligations	DI#: 1780002

6c. Provide the number of clients/individuals served, if applicable.

2010 Census population:	
Franklin County (Oak Grove Village)	101,492
St. Louis County (Times Beach)	998,954
Jasper County (Oronogo-Duenweg)	117,404
Scott County (Quality Plating)	39,191
Dunklin County (Bee Cee Manufacturing)	31,953
Iron County (Annapolis)	10,630

6d. Provide a customer satisfaction measure, if available.

Not available

7. STRATEGIES TO ACHIEVE THE PERFORMANCE MEASUREMENT TARGETS:

Collaborate with the Environmental Protection Agency to administer CERCLA in Missouri.

Monitor remediated sites where contamination is contained in place or remedial action systems must be operated, monitored and maintained for a period of time to achieve cleanup objectives.

Department of Natural Resources

DECISION ITEM DETAIL

Budget Unit	FY 2013	FY 2013	FY 2014	FY 2014	FY 2015	FY 2015	FY 2015	FY 2015
Decision Item	ACTUAL	ACTUAL	BUDGET	BUDGET	DEPT REQ	DEPT REQ	GOV REC	GOV REC
Budget Object Class	DOLLAR	FTE	DOLLAR	FTE	DOLLAR	FTE	DOLLAR	FTE
GR TRF TO HAZARDOUS WASTE								
Superfund Obligations - 1780002								
TRANSFERS OUT	0	0.00	0	0.00	22,000	0.00	22,000	0.00
TOTAL - TRF	0	0.00	0	0.00	22,000	0.00	22,000	0.00
GRAND TOTAL	\$0	0.00	\$0	0.00	\$22,000	0.00	\$22,000	0.00
GENERAL REVENUE	\$0	0.00	\$0	0.00	\$22,000	0.00	\$22,000	0.00
FEDERAL FUNDS	\$0	0.00	\$0	0.00	\$0	0.00	\$0	0.00
OTHER FUNDS	\$0	0.00	\$0	0.00	\$0	0.00	\$0	0.00

Department of Natural Resources

DECISION ITEM SUMMARY

Budget Unit	FY 2013	FY 2013	FY 2014	FY 2014	FY 2015	FY 2015	FY 2015	FY 2015
Decision Item	ACTUAL	ACTUAL	BUDGET	BUDGET	DEPT REQ	DEPT REQ	GOV REC	GOV REC
Budget Object Summary	DOLLAR	FTE	DOLLAR	FTE	DOLLAR	FTE	DOLLAR	FTE
Fund	DOLLAR	FTE	DOLLAR	FTE	DOLLAR	FTE	DOLLAR	FTE
PETROLEUM RELATED ACTIVITIES								
CORE								
PERSONAL SERVICES								
PETROLEUM STORAGE TANK INS	578,958	14.61	699,918	16.20	699,918	16.20	699,918	16.20
TOTAL - PS	578,958	14.61	699,918	16.20	699,918	16.20	699,918	16.20
EXPENSE & EQUIPMENT								
PETROLEUM STORAGE TANK INS	51,857	0.00	68,354	0.00	68,354	0.00	68,354	0.00
TOTAL - EE	51,857	0.00	68,354	0.00	68,354	0.00	68,354	0.00
TOTAL	630,815	14.61	768,272	16.20	768,272	16.20	768,272	16.20
Pay Plan FY14-Cost to Continue - 0000014								
PERSONAL SERVICES								
PETROLEUM STORAGE TANK INS	0	0.00	0	0.00	4,050	0.00	4,050	0.00
TOTAL - PS	0	0.00	0	0.00	4,050	0.00	4,050	0.00
TOTAL	0	0.00	0	0.00	4,050	0.00	4,050	0.00
Pay Plan FY15-COLA - 0000015								
PERSONAL SERVICES								
PETROLEUM STORAGE TANK INS	0	0.00	0	0.00	0	0.00	9,680	0.00
TOTAL - PS	0	0.00	0	0.00	0	0.00	9,680	0.00
TOTAL	0	0.00	0	0.00	0	0.00	9,680	0.00
GRAND TOTAL	\$630,815	14.61	\$768,272	16.20	\$772,322	16.20	\$782,002	16.20

CORE DECISION ITEM

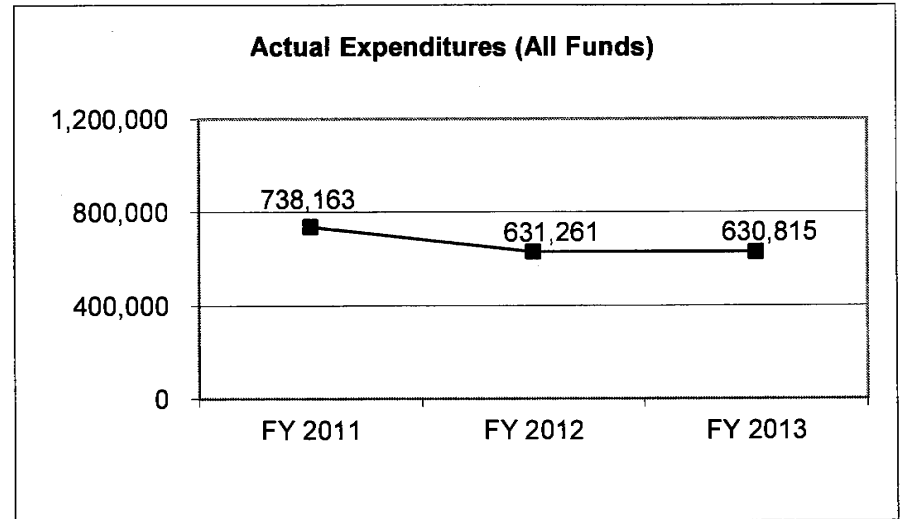
Department of Natural Resources					Budget Unit <u>78116C</u>				
Agency Wide Operations									
Agency Wide Operations - Petroleum Related Activities									
1. CORE FINANCIAL SUMMARY									
	FY 2015 Budget Request					FY 2015 Governor's Recommendation			
	GR	Federal	Other	Total		GR	Fed	Other	Total
PS	0	0	699,918	699,918	PS	0	0	699,918	699,918
EE	0	0	68,354	68,354	EE	0	0	68,354	68,354
PSD	0	0	0	0	PSD	0	0	0	0
Total	0	0	768,272	768,272	Total	0	0	768,272	768,272
FTE	0.00	0.00	16.20	16.20	FTE	0.00	0.00	16.20	16.20
Est. Fringe	0	0	328,262	328,262	Est. Fringe	0	0	351,429	351,429
<i>Note: Fringes budgeted in House Bill 5 except for certain fringes budgeted directly to MoDOT, Highway Patrol, and Conservation.</i>					<i>Note: Fringes budgeted in House Bill 5 except for certain fringes budgeted directly to MoDOT, Highway Patrol, and Conservation.</i>				
Other Funds: Petroleum Storage Tank Insurance Fund (0585)									
2. CORE DESCRIPTION									
The goal of the department's Underground Storage Tank (UST) efforts is to protect human health and the environment through the regulation of underground storage tank systems. This mission is accomplished by registering USTs, properly closing unused tanks, overseeing the tank inspection program including contract inspections, investigating and remediating contamination from leaking tanks, and ensuring compliance with state and federal UST laws. In many situations remediation related to underground storage tanks are key to transfer, sale or reuse of the property, thereby promoting economic stimulus and sustainable communities.									
3. PROGRAM LISTING (list programs included in this core funding)									
Petroleum Related Activities									

CORE DECISION ITEM

Department of Natural Resources	Budget Unit 78116C
Agency Wide Operations	
Agency Wide Operations - Petroleum Related Activities	

4. FINANCIAL HISTORY

	FY 2011 Actual	FY 2012 Actual	FY 2013 Actual	FY 2014 Current Yr.
Appropriation (All Funds)	1,089,688	1,089,688	658,839	768,272
Less Reverted (All Funds)	0	0	0	N/A
Budget Authority (All Funds)	1,089,688	1,089,688	658,839	N/A
Actual Expenditures (All Funds)	738,163	631,261	630,815	N/A
Unexpended (All Funds)	351,525	458,427	28,024	N/A
Unexpended, by Fund:				
General Revenue	0	0	0	N/A
Federal	0	0	0	N/A
Other	351,525	458,427	28,024	N/A
	(1)	(1)		



Actual expenditures for all fiscal years are as of June 30 and do not include lapse period activities.

NOTES:

(1) In FY 2006, funding for petroleum tank related activities and environmental emergency response was consolidated at the department level and was limited to \$1,000,000. Since the \$1,000,000 included related fringe benefit costs, the actual Personal Services and Expense and Equipment expenditures were lower than the budgeted appropriation authority. The PSTIF Board approved \$1,111,884 in spending in FY 2007, \$1,156,539 in FY 2008, \$1,203,148 in FY 2009, \$1,219,445 in FY 2010, and \$1,244,677 for FY 2011, each including any cost of living adjustments and increased fringe costs from the previous year's personal services approved amount. The expenditure amounts above do not reflect the transfers related to fringe benefits, ITSD, building rental charges, or department administration costs. The total of all of these expenditures in addition to the operating charges reflected above was required to be within the Board-approved budget. In FY 2012 and FY 2013 the Board approved funding totaling \$939,333 each year for salaries and expenses, plus actual fringe benefits and any cost of living adjustments added by the Legislature and Governor. An FY 2013 core reduction more closely aligned the budget with planned spending. In FY 2014, the Board approved funding totaling \$1,051,174 for salaries and expenses, plus actual fringe benefits and cost of living adjustments. This amount also included \$105,000 to help offset reductions to Tank's federal grant funding.

CORE RECONCILIATION DETAIL

DEPARTMENT OF NATURAL RESOURCES
PETROLEUM RELATED ACTIVITIES

5. CORE RECONCILIATION DETAIL

	Budget Class	FTE	GR	Federal	Other	Total	Explanation
TAFP AFTER VETOES							
	PS	16.20	0	0	699,918	699,918	
	EE	0.00	0	0	68,354	68,354	
	Total	16.20	0	0	768,272	768,272	
DEPARTMENT CORE REQUEST							
	PS	16.20	0	0	699,918	699,918	
	EE	0.00	0	0	68,354	68,354	
	Total	16.20	0	0	768,272	768,272	
GOVERNOR'S RECOMMENDED CORE							
	PS	16.20	0	0	699,918	699,918	
	EE	0.00	0	0	68,354	68,354	
	Total	16.20	0	0	768,272	768,272	

Department of Natural Resources

DECISION ITEM DETAIL

Budget Unit	FY 2013	FY 2013	FY 2014	FY 2014	FY 2015	FY 2015	FY 2015	FY 2015
Decision Item	ACTUAL	ACTUAL	BUDGET	BUDGET	DEPT REQ	DEPT REQ	GOV REC	GOV REC
Budget Object Class	DOLLAR	FTE	DOLLAR	FTE	DOLLAR	FTE	DOLLAR	FTE
PETROLEUM RELATED ACTIVITIES								
CORE								
ADMIN OFFICE SUPPORT ASSISTANT	16,114	0.57	0	0.00	0	0.00	0	0.00
OFFICE SUPPORT ASST (KEYBRD)	28,845	1.28	0	0.00	0	0.00	0	0.00
SR OFC SUPPORT ASST (KEYBRD)	17,678	0.67	0	0.00	0	0.00	0	0.00
EXECUTIVE I	459	0.01	0	0.00	0	0.00	0	0.00
EXECUTIVE II	19,571	0.56	0	0.00	0	0.00	0	0.00
MANAGEMENT ANALYSIS SPEC II	30,328	0.74	0	0.00	0	0.00	0	0.00
PLANNER II	4,200	0.09	0	0.00	0	0.00	0	0.00
PLANNER III	39,071	0.81	0	0.00	0	0.00	0	0.00
ENVIRONMENTAL SPEC I	6,394	0.21	0	0.00	0	0.00	0	0.00
ENVIRONMENTAL SPEC II	68,049	1.94	0	0.00	0	0.00	0	0.00
ENVIRONMENTAL SPEC III	133,569	3.34	699,918	16.20	699,918	16.20	699,918	16.20
ENVIRONMENTAL SPEC IV	108,758	2.25	0	0.00	0	0.00	0	0.00
ENVIRONMENTAL ENGR II	16,741	0.35	0	0.00	0	0.00	0	0.00
ENVIRONMENTAL ENGR III	13,435	0.26	0	0.00	0	0.00	0	0.00
TECHNICAL ASSISTANT III	893	0.03	0	0.00	0	0.00	0	0.00
TECHNICAL ASSISTANT IV	14,567	0.41	0	0.00	0	0.00	0	0.00
GEOLOGIST I	256	0.01	0	0.00	0	0.00	0	0.00
GEOLOGIST II	631	0.02	0	0.00	0	0.00	0	0.00
GEOLOGIST IV	14,829	0.28	0	0.00	0	0.00	0	0.00
ENVIRONMENTAL MGR B2	43,331	0.75	0	0.00	0	0.00	0	0.00
FISCAL & ADMINISTRATIVE MGR B2	687	0.01	0	0.00	0	0.00	0	0.00
MISCELLANEOUS TECHNICAL	552	0.02	0	0.00	0	0.00	0	0.00
TOTAL - PS	578,958	14.61	699,918	16.20	699,918	16.20	699,918	16.20
TRAVEL, IN-STATE	15,714	0.00	13,555	0.00	15,555	0.00	15,555	0.00
TRAVEL, OUT-OF-STATE	0	0.00	242	0.00	242	0.00	242	0.00
SUPPLIES	18,773	0.00	12,671	0.00	15,671	0.00	15,671	0.00
PROFESSIONAL DEVELOPMENT	6,036	0.00	7,932	0.00	7,932	0.00	7,932	0.00
COMMUNICATION SERV & SUPP	7,451	0.00	5,749	0.00	5,749	0.00	5,749	0.00
PROFESSIONAL SERVICES	2,756	0.00	20,500	0.00	15,500	0.00	15,500	0.00
HOUSEKEEPING & JANITORIAL SERV	0	0.00	50	0.00	50	0.00	50	0.00
M&R SERVICES	758	0.00	1,353	0.00	1,353	0.00	1,353	0.00
MOTORIZED EQUIPMENT	0	0.00	50	0.00	50	0.00	50	0.00

Department of Natural Resources

DECISION ITEM DETAIL

Budget Unit	FY 2013	FY 2013	FY 2014	FY 2014	FY 2015	FY 2015	FY 2015	FY 2015
Decision Item	ACTUAL	ACTUAL	BUDGET	BUDGET	DEPT REQ	DEPT REQ	GOV REC	GOV REC
Budget Object Class	DOLLAR	FTE	DOLLAR	FTE	DOLLAR	FTE	DOLLAR	FTE
PETROLEUM RELATED ACTIVITIES								
CORE								
OFFICE EQUIPMENT	0	0.00	170	0.00	170	0.00	170	0.00
OTHER EQUIPMENT	346	0.00	5,818	0.00	5,818	0.00	5,818	0.00
PROPERTY & IMPROVEMENTS	0	0.00	50	0.00	50	0.00	50	0.00
BUILDING LEASE PAYMENTS	0	0.00	50	0.00	50	0.00	50	0.00
EQUIPMENT RENTALS & LEASES	22	0.00	88	0.00	88	0.00	88	0.00
MISCELLANEOUS EXPENSES	1	0.00	76	0.00	76	0.00	76	0.00
TOTAL - EE	51,857	0.00	68,354	0.00	68,354	0.00	68,354	0.00
GRAND TOTAL	\$630,815	14.61	\$768,272	16.20	\$768,272	16.20	\$768,272	16.20
GENERAL REVENUE	\$0	0.00	\$0	0.00	\$0	0.00	\$0	0.00
FEDERAL FUNDS	\$0	0.00	\$0	0.00	\$0	0.00	\$0	0.00
OTHER FUNDS	\$630,815	14.61	\$768,272	16.20	\$768,272	16.20	\$768,272	16.20

PROGRAM DESCRIPTION

Department of Natural Resources
AWO - Petroleum Related Activities
Agency Wide Operations - Petroleum Related Activities

1. What does this program do?

The department regulates approximately 3,500 underground storage tank (UST) facilities to reduce the incidents of releases and to ensure detection of releases that do occur. Requiring a financial responsibility instrument assures that funds will be available if a tank owner has a leak or spill. The department oversees the reporting, inspection, investigation, closure and cleanup of releases from USTs and aboveground storage tanks (ASTs). In addition, data is captured and managed regarding operating UST sites.

2. What is the authorization for this program, i.e., federal or state statute, etc.? (Include the federal program number, if applicable.)

40 CFR Part 281	Underground Storage Tank (UST) Program
RSMo 319.100 through 319.139	Petroleum Storage Tanks


3. Are there federal matching requirements? If yes, please explain.

No

4. Is this a federally mandated program? If yes, please explain.

The state has authority under 40 CFR Part 281 and has received approval from EPA to run the UST Program.

5. Provide actual expenditures for the prior three fiscal years and planned expenditures for the current fiscal year.



Actual expenditures for all fiscal years are as of June 30 and do not include lapse period activities. FY 2014 Planned is shown at full appropriation level. Expenditures are limited to the PSTIF Board-approved budget amount.

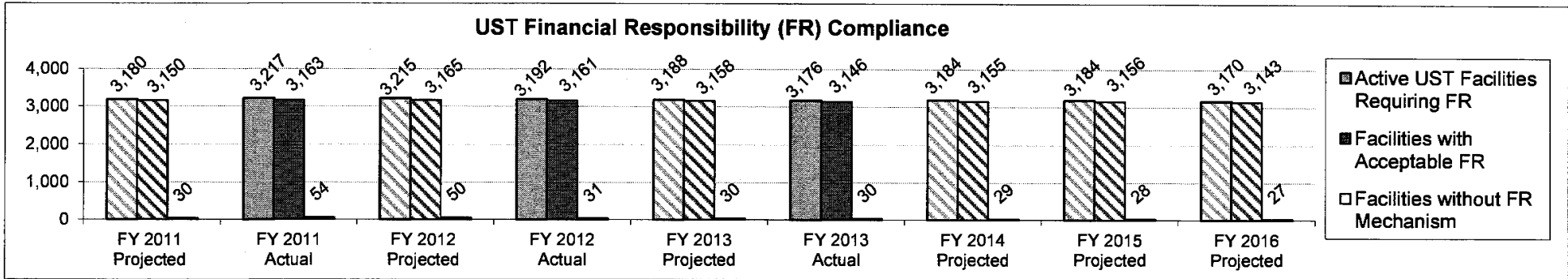
6. What are the sources of the "Other" funds?

Petroleum Storage Tank Insurance Fund (0585)

PROGRAM DESCRIPTION

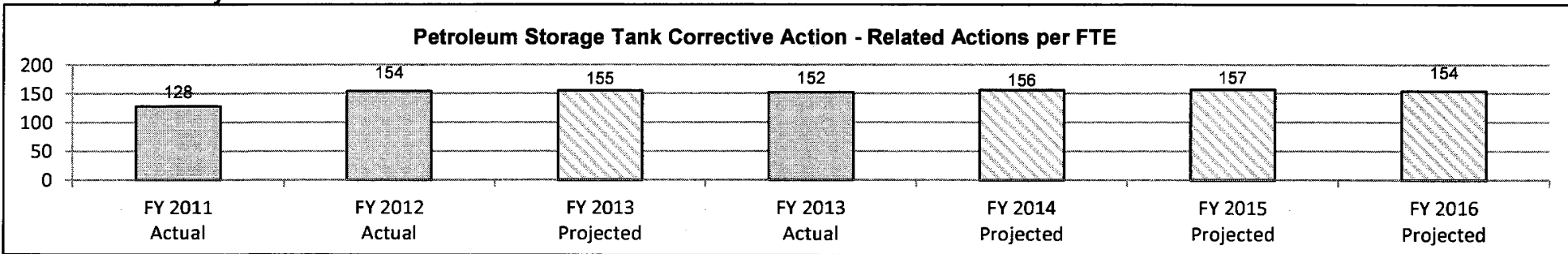
Department of Natural Resources
AWO - Petroleum Related Activities
Agency Wide Operations - Petroleum Related Activities

7a. Provide an effectiveness measure.



The financial responsibility (FR) requirement is a vital component of state regulations which assures that money will be available for cleanup if a UST leak occurs. Financial responsibility is required for all regulated tanks currently in use. One owner may own several facilities; financial responsibility is required for each facility with active tanks. Out of use tanks, while regulated, do not require financial responsibility. A gradual decline in the number of active UST facilities has been occurring since FY 2009. As long as the economy remains stable the number of facilities is projected to remain relatively constant.

7b. Provide an efficiency measure.



The Department is responsible for implementation of timely investigation and corrective action of petroleum releases once discovered and confirmed. Efforts by the Department to protect human health and the environment require various activities and the collection of specific data sets. Data is required on the nature and estimated quantity of released product, surrounding populations, wells, sewers and soil conditions. The Department continues to review documentation on a timely basis to ensure corrective action goals have been established and a proper corrective action plan is in place when needed.

Department of Natural Resources

DECISION ITEM SUMMARY

Budget Unit	FY 2013	FY 2013	FY 2014	FY 2014	FY 2015	FY 2015	FY 2015	FY 2015
Decision Item	ACTUAL	ACTUAL	BUDGET	BUDGET	DEPT REQ	DEPT REQ	GOV REC	GOV REC
Budget Object Summary	DOLLAR	FTE	DOLLAR	FTE	DOLLAR	FTE	DOLLAR	FTE
Fund	DOLLAR	FTE	DOLLAR	FTE	DOLLAR	FTE	DOLLAR	FTE
SOLID WASTE MGMT PROGRAM								
CORE								
PERSONAL SERVICES								
SOLID WASTE MGMT-SCRAP TIRE	263,515	6.58	223,523	5.00	269,406	6.00	269,406	6.00
SOLID WASTE MANAGEMENT	1,247,826	27.75	1,526,053	33.00	1,480,170	32.00	1,480,170	32.00
TOTAL - PS	1,511,341	34.33	1,749,576	38.00	1,749,576	38.00	1,749,576	38.00
EXPENSE & EQUIPMENT								
DEPT NATURAL RESOURCES	0	0.00	200	0.00	200	0.00	200	0.00
SOLID WASTE MGMT-SCRAP TIRE	12,771	0.00	67,001	0.00	67,001	0.00	67,001	0.00
SOLID WASTE MANAGEMENT	174,788	0.00	472,853	0.00	472,853	0.00	472,853	0.00
TOTAL - EE	187,559	0.00	540,054	0.00	540,054	0.00	540,054	0.00
TOTAL	1,698,900	34.33	2,289,630	38.00	2,289,630	38.00	2,289,630	38.00
Pay Plan FY14-Cost to Continue - 0000014								
PERSONAL SERVICES								
SOLID WASTE MGMT-SCRAP TIRE	0	0.00	0	0.00	1,251	0.00	1,251	0.00
SOLID WASTE MANAGEMENT	0	0.00	0	0.00	8,251	0.00	8,251	0.00
TOTAL - PS	0	0.00	0	0.00	9,502	0.00	9,502	0.00
TOTAL	0	0.00	0	0.00	9,502	0.00	9,502	0.00
Pay Plan FY15-COLA - 0000015								
PERSONAL SERVICES								
SOLID WASTE MGMT-SCRAP TIRE	0	0.00	0	0.00	0	0.00	3,723	0.00
SOLID WASTE MANAGEMENT	0	0.00	0	0.00	0	0.00	20,466	0.00
TOTAL - PS	0	0.00	0	0.00	0	0.00	24,189	0.00
TOTAL	0	0.00	0	0.00	0	0.00	24,189	0.00
GRAND TOTAL	\$1,698,900	34.33	\$2,289,630	38.00	\$2,299,132	38.00	\$2,323,321	38.00

1/21/14 19:06

im_disummary

Department of Natural Resources

DECISION ITEM SUMMARY

Budget Unit	FY 2013	FY 2013	FY 2014	FY 2014	FY 2015	FY 2015	FY 2015	FY 2015
Decision Item	ACTUAL	ACTUAL	BUDGET	BUDGET	DEPT REQ	DEPT REQ	GOV REC	GOV REC
Budget Object Summary	DOLLAR	FTE	DOLLAR	FTE	DOLLAR	FTE	DOLLAR	FTE
Fund								
SOLID WASTE MANAGEMENT PSDs								
CORE								
EXPENSE & EQUIPMENT								
SOLID WASTE MGMT-SCRAP TIRE	1,062,051	0.00	2,500,000	0.00	2,500,000	0.00	2,500,000	0.00
SOLID WASTE MANAGEMENT	309,430	0.00	14	0.00	14	0.00	14	0.00
TOTAL - EE	1,371,481	0.00	2,500,014	0.00	2,500,014	0.00	2,500,014	0.00
PROGRAM-SPECIFIC								
SOLID WASTE MGMT-SCRAP TIRE	895,086	0.00	500,000	0.00	500,000	0.00	500,000	0.00
SOLID WASTE MANAGEMENT	8,146,674	0.00	9,998,806	0.00	9,998,806	0.00	9,998,806	0.00
TOTAL - PD	9,041,760	0.00	10,498,806	0.00	10,498,806	0.00	10,498,806	0.00
TOTAL	10,413,241	0.00	12,998,820	0.00	12,998,820	0.00	12,998,820	0.00
GRAND TOTAL	\$10,413,241	0.00	\$12,998,820	0.00	\$12,998,820	0.00	\$12,998,820	0.00

Department of Natural Resources

DECISION ITEM SUMMARY

Budget Unit								
Decision Item	FY 2013	FY 2013	FY 2014	FY 2014	FY 2015	FY 2015	FY 2015	FY 2015
Budget Object Summary	ACTUAL	ACTUAL	BUDGET	BUDGET	DEPT REQ	DEPT REQ	GOV REC	GOV REC
Fund	DOLLAR	FTE	DOLLAR	FTE	DOLLAR	FTE	DOLLAR	FTE
SOLID WASTE FORFEITURES								
CORE								
PERSONAL SERVICES								
GENERAL REVENUE	11,277	0.23	918	0.00	918	0.00	918	0.00
POST-CLOSURE	0	0.00	100	0.00	100	0.00	100	0.00
TOTAL - PS	11,277	0.23	1,018	0.00	1,018	0.00	1,018	0.00
EXPENSE & EQUIPMENT								
GENERAL REVENUE	1,282,854	0.00	13,960	0.00	13,960	0.00	13,960	0.00
POST-CLOSURE	2,640	0.00	423,883	0.00	423,883	0.00	423,883	0.00
TOTAL - EE	1,285,494	0.00	437,843	0.00	437,843	0.00	437,843	0.00
PROGRAM-SPECIFIC								
GENERAL REVENUE	0	0.00	1,509	0.00	1,509	0.00	1,509	0.00
POST-CLOSURE	0	0.00	90	0.00	90	0.00	90	0.00
TOTAL - PD	0	0.00	1,599	0.00	1,599	0.00	1,599	0.00
TOTAL	1,296,771	0.23	440,460	0.00	440,460	0.00	440,460	0.00
Pay Plan FY15-COLA - 0000015								
PERSONAL SERVICES								
GENERAL REVENUE	0	0.00	0	0.00	0	0.00	13	0.00
POST-CLOSURE	0	0.00	0	0.00	0	0.00	1	0.00
TOTAL - PS	0	0.00	0	0.00	0	0.00	14	0.00
TOTAL	0	0.00	0	0.00	0	0.00	14	0.00
Solid Waste FAls Increase - 1780003								
PERSONAL SERVICES								
GENERAL REVENUE	0	0.00	0	0.00	6,000	0.00	0	0.00
SOLID WASTE FORFEITURES FUND	0	0.00	0	0.00	0	0.00	6,000	0.00
TOTAL - PS	0	0.00	0	0.00	6,000	0.00	6,000	0.00
EXPENSE & EQUIPMENT								
GENERAL REVENUE	0	0.00	0	0.00	958,613	0.00	0	0.00

Department of Natural Resources

DECISION ITEM SUMMARY

Budget Unit								
Decision Item	FY 2013	FY 2013	FY 2014	FY 2014	FY 2015	FY 2015	FY 2015	FY 2015
Budget Object Summary	ACTUAL	ACTUAL	BUDGET	BUDGET	DEPT REQ	DEPT REQ	GOV REC	GOV REC
Fund	DOLLAR	FTE	DOLLAR	FTE	DOLLAR	FTE	DOLLAR	FTE
SOLID WASTE FORFEITURES								
Solid Waste FAls Increase - 1780003								
EXPENSE & EQUIPMENT								
SOLID WASTE FORFEITURES FUND	0	0.00	0	0.00	0	0.00	958,613	0.00
TOTAL - EE	0	0.00	0	0.00	958,613	0.00	958,613	0.00
TOTAL	0	0.00	0	0.00	964,613	0.00	964,613	0.00
GRAND TOTAL	\$1,296,771	0.23	\$440,460	0.00	\$1,405,073	0.00	\$1,405,087	0.00

Department of Natural Resources

DECISION ITEM SUMMARY

Budget Unit	FY 2013	FY 2013	FY 2014	FY 2014	FY 2015	FY 2015	FY 2015	FY 2015
Decision Item	ACTUAL	ACTUAL	BUDGET	BUDGET	DEPT REQ	DEPT REQ	GOV REC	GOV REC
Budget Object Summary	DOLLAR	FTE	DOLLAR	FTE	DOLLAR	FTE	DOLLAR	FTE
Fund								
SOLID WASTE FORFEITRS TRANSFER								
Solid Waste FAls Increase - 1780003								
FUND TRANSFERS								
GENERAL REVENUE	0	0.00	0	0.00	0	0.00	1	0.00
TOTAL - TRF	0	0.00	0	0.00	0	0.00	1	0.00
TOTAL	0	0.00	0	0.00	0	0.00	1	0.00
GRAND TOTAL	\$0	0.00	\$0	0.00	\$0	0.00	\$1	0.00

CORE DECISION ITEM

Department of Natural Resources	Budget Unit <u>78875C, 79340C, 79455C</u>
Division of Environmental Quality	
Solid Waste Management Program Core	

1. CORE FINANCIAL SUMMARY

	FY 2015 Budget Request					FY 2015 Governor's Recommendation			
	GR	Federal	Other	Total		GR	Fed	Other	Total
PS	918	0	1,749,676	1,750,594		918	0	1,749,676	1,750,594
EE	13,960	200	3,463,751	3,477,911 E		13,960	200	3,463,751	3,477,911 E
PSD	1,509	0	10,498,896	10,500,405 E		1,509	0	10,498,896	10,500,405 E
Total	16,387	200	15,712,323	15,728,910		16,387	200	15,712,323	15,728,910
FTE	0.00	0.00	38.00	38.00		0.00	0.00	38.00	38.00

Est. Fringe	431	0	820,598	821,029
--------------------	-----	---	---------	---------

Note: Fringes budgeted in House Bill 5 except for certain fringes budgeted directly to MoDOT, Highway Patrol, and Conservation.

Est. Fringe	461	0	878,512	878,973
--------------------	-----	---	---------	---------

Note: Fringes budgeted in House Bill 5 except for certain fringes budgeted directly to MoDOT, Highway Patrol, and Conservation.

Other Funds: Postclosure Fund (0198); Solid Waste Management Fund - Scrap Tire Subaccount (0569); Solid Waste Management Fund (0570)

Request retention of the estimated appropriation for General Revenue pass through appropriation to allow for expenditures related to needed maintenance on landfills where financial assurance instruments have been forfeited and deposited in General Revenue Fund.

Note: This core budget is facing fiscal challenges due to changes in solid waste management.

2. CORE DESCRIPTION

The Solid Waste Management Program operates a federally authorized regulatory program pursuant to 40 CFR Part 258, Subpart D that permits, enforces, and oversees sanitary landfills. These same types of activities are performed by the program for construction and demolition, special waste and utility waste landfills, solid waste processing facilities, such as transfer stations, infectious waste, and material recovery facilities, as set forth in the Solid Waste Management Law. Also, program staff conducts civil investigations of illegal dumping; investigates possible migration of methane gas from solid waste disposal areas and seepage of leachate and methane gas into groundwater and offers landfill operator certification and re-certification training. The Scrap Tire Unit plans and oversees scrap tire dump cleanup activities; awards scrap tire material resurfacing and market development grants; conducts scrap tire dump investigations; reviews scrap tire hauler, processor, and site permits; and provides technical assistance for beneficial use determinations. The program, working with a statewide network of partners, strives to protect the environment and public health by minimizing solid waste generated by Missouri citizens, businesses, and institutions through effective and efficient materials management. This is accomplished through oversight of the twenty (20) solid waste management districts and the district grant program.

CORE DECISION ITEM

Department of Natural Resources

Budget Unit 78875C, 79340C, 79455C

Division of Environmental Quality

Solid Waste Management Program Core

2. CORE DESCRIPTION (continued)

Solid Waste Management PSD: The program provides approximately \$6.5 million per year to the solid waste management districts for administration and funding of community-based reduce, reuse, and recycle grants. This grant program builds solid waste management infrastructure to better use materials that otherwise would have been disposed of in landfills or illegally dumped. Through projects funded by the district grant program, opportunities are provided to communities throughout Missouri to create and/or retain "green jobs" in the recycling sector of the Missouri economy. These grants encourage waste reduction, reuse, recycling, energy recovery and efficient processing of Missouri's solid wastes. Local governments, small and large businesses, schools, sheltered workshops and individuals seek and receive grants to support activities to remove materials from the waste stream and return the materials for beneficial reuse or energy recovery. The program also supports the removal of illegally dumped scrap tires from the environment by directly providing funds for tire dump roundups and other cleanup activities, as well as funding scrap tire material surfacing grants.

Financial assurance instruments (FAIs) PSD: FAIs are collateral provided to the state by landfill and scrap tire site owners/operators to properly implement closure and/or postclosure activities should the owner/operator fail to do so or is no longer capable of doing so. Sufficient financial assurance is needed to ensure closure and/or postclosure activities for solid waste facilities are conducted when needed to protect public health and the environment. This involves activities required to ensure closed landfills have adequate funding and controls in place to ensure environmental protection for at least 30 years after the landfill closes. Such activities include: maintenance or replacement of the landfill cover, which costs several thousands of dollars per acre; an adequate soil/vegetative cap to prevent water infiltration; methane gas monitoring to protect public safety; monitoring for potential groundwater and surface water impacts; erosion control, and groundskeeping (i.e., mowing and removal of trees).

3. PROGRAM LISTING (list programs included in this core funding)

Solid Waste Management Program

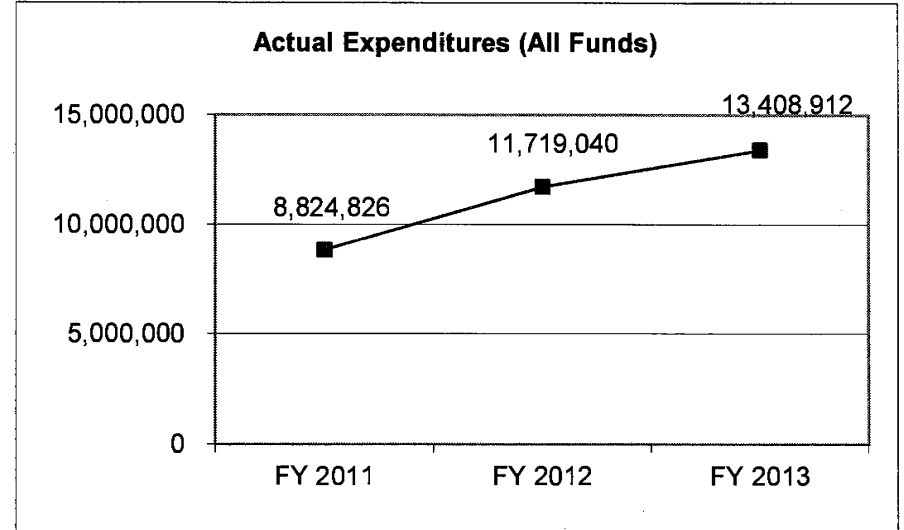
CORE DECISION ITEM

Department of Natural Resources
Division of Environmental Quality
Solid Waste Management Program Core

Budget Unit 78875C, 79340C, 79455C

4. FINANCIAL HISTORY

	FY 2011 Actual	FY 2012 Actual	FY 2013 Actual	FY 2014 Current Yr.
Appropriation (All Funds) (1)	19,460,643	22,243,550	29,298,941	15,728,910 E
Less Reverted (All Funds)	0	0	0	N/A
Budget Authority (All Funds)	19,460,643	22,243,550	29,298,941	N/A
Actual Expenditures (All Funds)	8,824,826	11,719,040	13,408,912	N/A
Unexpended (All Funds)	10,635,817	10,524,510	15,890,029	N/A
Unexpended, by Fund:				
General Revenue	1,004,805	1,048,165	0	N/A
Federal	28,964	22,221	200	N/A
Other	9,602,048	9,454,124	15,889,829	N/A
	(2 & 3)	(2 & 3)	(2 & 3)	(4)



Reverted includes Governor's standard 3 percent reserve (when applicable) and any expenditure restrictions. Actual expenditures for all fiscal years are as of June 30 and do not include lapse period activities.

NOTES:

- (1) Financial data includes operating and pass-through appropriations.
- (2) The vast majority of other fund lapse is related to pass-through appropriations. Appropriations were increased throughout each fiscal year as solid waste management districts' allocation amounts became known and remittable; scrap tire activities were awarded and completed; and work was awarded and completed on landfills where the program had forfeited financial assurance instrument funds available for payment. Funds obligated for multi-year projects rolled over to the next fiscal year's core appropriation, resulting in large unexpended balances.
- (3) General Revenue lapses and a portion of the other funds lapses are due to the multi-year nature and timing of forfeiture encumbrances and expenditures. During postclosure maintenance, extraordinary expenses may periodically occur and require immediate attention (i.e., methane gas system repairs, erosion control, cap failures, and leachate collection system repairs). However, if those expenses do not occur, the appropriation balance may lapse. In FY 2011 GR appropriations were increased based on estimated project costs carrying over from FY 2010 related to Henderson Landfill. Work at Henderson Landfill was completed in FY 2011 resulting in some lapse for the Henderson Landfill project. A new large project is nearly complete at Peerless Demolition Landfill with the majority of the work completed during FY 2013. Finish work related to vegetation will be completed in the fall of 2013 (FY 2014).

CORE DECISION ITEM

Department of Natural Resources	Budget Unit <u>78875C, 79340C, 79455C</u>
Division of Environmental Quality	
Solid Waste Management Program Core	

4. FINANCIAL HISTORY (continued)

(4) The FY 2014 PSD core appropriations include: \$9,998,820 for solid waste activities from the Solid Waste Management Fund (0570); \$3,000,000 for scrap tire activities from the SWMF-Scrap Tire Subaccount (0569); \$16,387 "E" for forfeited financial assurance instrument funds and accrued interest held as required by 260.228 RSMo in the State General Revenue Fund (0101); and \$424,073 for forfeited financial assurance instrument funds and accrued interest held in the Postclosure Fund (0198) to allow for expenditures that may be ongoing over a 30-year period for each of the specified facilities.

Solid Waste Management Program - Reconciliation

	FY 2011	FY 2012	FY 2013	FY 2014	FY 2015
	Actual	Actual	Actual	Current	Gov Rec
Solid Waste Mgmt Operations (78875C)	1,546,860	1,561,900	1,698,900	2,289,630	2,289,630
Solid Waste PSD (79340C)	7,266,526	9,914,431	10,413,241	12,998,820	12,998,820
Forfeitures PSD (79455C)	11,440	242,709	1,296,771	440,460	440,460
Total	8,824,826	11,719,040	13,408,912	15,728,910	15,728,910

CORE RECONCILIATION DETAIL

DEPARTMENT OF NATURAL RESOURCES
SOLID WASTE MGMT PROGRAM

5. CORE RECONCILIATION DETAIL

		Budget Class	FTE	GR	Federal	Other	Total	Explanation
TAFP AFTER VETOES								
		PS	38.00	0	0	1,749,576	1,749,576	
		EE	0.00	0	200	539,854	540,054	
		Total	38.00	0	200	2,289,430	2,289,630	
DEPARTMENT CORE ADJUSTMENTS								
Core Reallocation	1721 5390	PS	(1.00)	0	0	(45,883)	(45,883)	Core reallocations will more closely align the budget with planned spending.
Core Reallocation	1721 5389	PS	1.00	0	0	45,883	45,883	Core reallocations will more closely align the budget with planned spending.
NET DEPARTMENT CHANGES			0.00	0	0	0	0	
DEPARTMENT CORE REQUEST								
		PS	38.00	0	0	1,749,576	1,749,576	
		EE	0.00	0	200	539,854	540,054	
		Total	38.00	0	200	2,289,430	2,289,630	
GOVERNOR'S RECOMMENDED CORE								
		PS	38.00	0	0	1,749,576	1,749,576	
		EE	0.00	0	200	539,854	540,054	
		Total	38.00	0	200	2,289,430	2,289,630	

CORE RECONCILIATION DETAIL

DEPARTMENT OF NATURAL RESOURCES
SOLID WASTE MANAGEMENT PSDs

5. CORE RECONCILIATION DETAIL

	Budget Class	FTE	GR	Federal	Other	Total	Explanation
TAFP AFTER VETOES							
	EE	0.00	0	0	2,500,014	2,500,014	
	PD	0.00	0	0	10,498,806	10,498,806	
	Total	0.00	0	0	12,998,820	12,998,820	
DEPARTMENT CORE REQUEST							
	EE	0.00	0	0	2,500,014	2,500,014	
	PD	0.00	0	0	10,498,806	10,498,806	
	Total	0.00	0	0	12,998,820	12,998,820	
GOVERNOR'S RECOMMENDED CORE							
	EE	0.00	0	0	2,500,014	2,500,014	
	PD	0.00	0	0	10,498,806	10,498,806	
	Total	0.00	0	0	12,998,820	12,998,820	

CORE RECONCILIATION DETAIL

DEPARTMENT OF NATURAL RESOURCES
SOLID WASTE FORFEITURES

5. CORE RECONCILIATION DETAIL

	Budget Class	FTE	GR	Federal	Other	Total	Explanation
TAFP AFTER VETOES							
	PS	0.00	918	0	100	1,018	
	EE	0.00	13,960	0	423,883	437,843	
	PD	0.00	1,509	0	90	1,599	
	Total	0.00	16,387	0	424,073	440,460	
DEPARTMENT CORE REQUEST							
	PS	0.00	918	0	100	1,018	
	EE	0.00	13,960	0	423,883	437,843	
	PD	0.00	1,509	0	90	1,599	
	Total	0.00	16,387	0	424,073	440,460	
GOVERNOR'S RECOMMENDED CORE							
	PS	0.00	918	0	100	1,018	
	EE	0.00	13,960	0	423,883	437,843	
	PD	0.00	1,509	0	90	1,599	
	Total	0.00	16,387	0	424,073	440,460	

Department of Natural Resources

DECISION ITEM DETAIL

Budget Unit	FY 2013	FY 2013	FY 2014	FY 2014	FY 2015	FY 2015	FY 2015	FY 2015
Decision Item	ACTUAL	ACTUAL	BUDGET	BUDGET	DEPT REQ	DEPT REQ	GOV REC	GOV REC
Budget Object Class	DOLLAR	FTE	DOLLAR	FTE	DOLLAR	FTE	DOLLAR	FTE
SOLID WASTE MGMT PROGRAM								
CORE								
ADMIN OFFICE SUPPORT ASSISTANT	55,797	2.01	56,084	2.00	55,148	2.00	55,148	2.00
SR OFC SUPPORT ASST (KEYBRD)	50,096	2.00	76,039	3.00	75,954	3.00	75,954	3.00
ACCOUNTING SPECIALIST II	48,093	1.00	48,421	1.00	48,382	1.00	48,382	1.00
RESEARCH ANAL II	35,311	1.00	35,618	1.00	35,590	1.00	35,590	1.00
PUBLIC INFORMATION SPEC I	14,820	0.50	0	0.00	0	0.00	0	0.00
PUBLIC INFORMATION SPEC II	0	0.00	17,200	0.50	17,171	0.50	17,171	0.50
MANAGEMENT ANALYSIS SPEC I	25,498	0.69	39,762	1.00	36,922	1.00	36,922	1.00
MANAGEMENT ANALYSIS SPEC II	43,320	1.00	43,641	1.00	43,606	1.00	43,606	1.00
PLANNER II	85,298	2.00	141,925	3.00	85,868	2.00	85,868	2.00
PLANNER III	47,190	0.98	48,421	1.00	48,382	1.00	48,382	1.00
ENVIRONMENTAL SPEC I	15,802	0.54	0	0.00	0	0.00	0	0.00
ENVIRONMENTAL SPEC III	278,065	6.87	347,613	7.50	383,333	8.50	383,333	8.50
ENVIRONMENTAL SPEC IV	124,728	2.56	144,808	3.00	148,818	3.00	148,818	3.00
ENVIRONMENTAL ENGR I	6,704	0.16	0	0.00	0	0.00	0	0.00
ENVIRONMENTAL ENGR II	248,537	5.30	286,105	6.00	303,325	6.00	303,325	6.00
ENVIRONMENTAL ENGR III	173,696	3.19	218,618	4.00	221,896	4.00	221,896	4.00
ENVIRONMENTAL MGR B2	117,908	1.99	119,651	2.00	119,554	2.00	119,554	2.00
FISCAL & ADMINISTRATIVE MGR B2	53,485	1.01	53,420	1.00	53,377	1.00	53,377	1.00
STAFF DIRECTOR	71,662	0.99	72,250	1.00	72,250	1.00	72,250	1.00
OFFICE WORKER MISCELLANEOUS	6,646	0.24	0	0.00	0	0.00	0	0.00
MISCELLANEOUS TECHNICAL	8,685	0.30	0	0.00	0	0.00	0	0.00
TOTAL - PS	1,511,341	34.33	1,749,576	38.00	1,749,576	38.00	1,749,576	38.00
TRAVEL, IN-STATE	44,839	0.00	27,843	0.00	27,843	0.00	27,843	0.00
TRAVEL, OUT-OF-STATE	2,208	0.00	1	0.00	1	0.00	1	0.00
SUPPLIES	25,112	0.00	44,455	0.00	44,455	0.00	44,455	0.00
PROFESSIONAL DEVELOPMENT	16,170	0.00	38,587	0.00	38,587	0.00	38,587	0.00
COMMUNICATION SERV & SUPP	14,550	0.00	17,223	0.00	17,223	0.00	17,223	0.00
PROFESSIONAL SERVICES	62,916	0.00	396,990	0.00	394,990	0.00	394,990	0.00
M&R SERVICES	7,739	0.00	6,540	0.00	8,540	0.00	8,540	0.00
MOTORIZED EQUIPMENT	0	0.00	1	0.00	1	0.00	1	0.00
OFFICE EQUIPMENT	0	0.00	4,897	0.00	1,603	0.00	1,603	0.00
OTHER EQUIPMENT	13,091	0.00	2,391	0.00	5,685	0.00	5,685	0.00

Department of Natural Resources

DECISION ITEM DETAIL

Budget Unit	FY 2013	FY 2013	FY 2014	FY 2014	FY 2015	FY 2015	FY 2015	FY 2015
Decision Item	ACTUAL	ACTUAL	BUDGET	BUDGET	DEPT REQ	DEPT REQ	GOV REC	GOV REC
Budget Object Class	DOLLAR	FTE	DOLLAR	FTE	DOLLAR	FTE	DOLLAR	FTE
SOLID WASTE MGMT PROGRAM								
CORE								
PROPERTY & IMPROVEMENTS	0	0.00	1	0.00	1	0.00	1	0.00
BUILDING LEASE PAYMENTS	400	0.00	800	0.00	800	0.00	800	0.00
EQUIPMENT RENTALS & LEASES	94	0.00	64	0.00	64	0.00	64	0.00
MISCELLANEOUS EXPENSES	440	0.00	261	0.00	261	0.00	261	0.00
TOTAL - EE	187,559	0.00	540,054	0.00	540,054	0.00	540,054	0.00
GRAND TOTAL	\$1,698,900	34.33	\$2,289,630	38.00	\$2,289,630	38.00	\$2,289,630	38.00
GENERAL REVENUE	\$0	0.00	\$0	0.00	\$0	0.00	\$0	0.00
FEDERAL FUNDS	\$0	0.00	\$200	0.00	\$200	0.00	\$200	0.00
OTHER FUNDS	\$1,698,900	34.33	\$2,289,430	38.00	\$2,289,430	38.00	\$2,289,430	38.00

Department of Natural Resources

DECISION ITEM DETAIL

Budget Unit	FY 2013	FY 2013	FY 2014	FY 2014	FY 2015	FY 2015	FY 2015	FY 2015
Decision Item	ACTUAL	ACTUAL	BUDGET	BUDGET	DEPT REQ	DEPT REQ	GOV REC	GOV REC
Budget Object Class	DOLLAR	FTE	DOLLAR	FTE	DOLLAR	FTE	DOLLAR	FTE
SOLID WASTE MANAGEMENT PSDs								
CORE								
SUPPLIES	0	0.00	30,012	0.00	30,012	0.00	30,012	0.00
PROFESSIONAL DEVELOPMENT	0	0.00	2	0.00	2	0.00	2	0.00
COMMUNICATION SERV & SUPP	0	0.00	2	0.00	2	0.00	2	0.00
PROFESSIONAL SERVICES	1,371,481	0.00	2,469,986	0.00	2,469,986	0.00	2,469,986	0.00
OFFICE EQUIPMENT	0	0.00	1	0.00	1	0.00	1	0.00
OTHER EQUIPMENT	0	0.00	5	0.00	5	0.00	5	0.00
EQUIPMENT RENTALS & LEASES	0	0.00	4	0.00	4	0.00	4	0.00
MISCELLANEOUS EXPENSES	0	0.00	2	0.00	2	0.00	2	0.00
TOTAL - EE	1,371,481	0.00	2,500,014	0.00	2,500,014	0.00	2,500,014	0.00
PROGRAM DISTRIBUTIONS	9,041,760	0.00	10,498,806	0.00	10,498,806	0.00	10,498,806	0.00
TOTAL - PD	9,041,760	0.00	10,498,806	0.00	10,498,806	0.00	10,498,806	0.00
GRAND TOTAL	\$10,413,241	0.00	\$12,998,820	0.00	\$12,998,820	0.00	\$12,998,820	0.00
GENERAL REVENUE	\$0	0.00	\$0	0.00	\$0	0.00	\$0	0.00
FEDERAL FUNDS	\$0	0.00	\$0	0.00	\$0	0.00	\$0	0.00
OTHER FUNDS	\$10,413,241	0.00	\$12,998,820	0.00	\$12,998,820	0.00	\$12,998,820	0.00

Department of Natural Resources

DECISION ITEM DETAIL

Budget Unit	FY 2013	FY 2013	FY 2014	FY 2014	FY 2015	FY 2015	FY 2015	FY 2015
Decision Item	ACTUAL	ACTUAL	BUDGET	BUDGET	DEPT REQ	DEPT REQ	GOV REC	GOV REC
Budget Object Class	DOLLAR	FTE	DOLLAR	FTE	DOLLAR	FTE	DOLLAR	FTE
SOLID WASTE FORFEITURES								
CORE								
ENVIRONMENTAL SPEC IV	155	0.00	0	0.00	0	0.00	0	0.00
ENVIRONMENTAL ENGR I	563	0.01	0	0.00	0	0.00	0	0.00
ENVIRONMENTAL ENGR II	6,796	0.15	0	0.00	0	0.00	0	0.00
ENVIRONMENTAL ENGR III	3,763	0.07	1,018	0.00	1,018	0.00	1,018	0.00
TOTAL - PS	11,277	0.23	1,018	0.00	1,018	0.00	1,018	0.00
TRAVEL, IN-STATE	445	0.00	1	0.00	1	0.00	1	0.00
SUPPLIES	0	0.00	9	0.00	9	0.00	9	0.00
PROFESSIONAL SERVICES	1,285,049	0.00	436,231	0.00	436,231	0.00	436,231	0.00
M&R SERVICES	0	0.00	2	0.00	2	0.00	2	0.00
OTHER EQUIPMENT	0	0.00	3	0.00	3	0.00	3	0.00
EQUIPMENT RENTALS & LEASES	0	0.00	503	0.00	503	0.00	503	0.00
MISCELLANEOUS EXPENSES	0	0.00	1,094	0.00	1,094	0.00	1,094	0.00
TOTAL - EE	1,285,494	0.00	437,843	0.00	437,843	0.00	437,843	0.00
PROGRAM DISTRIBUTIONS	0	0.00	1,599	0.00	1,599	0.00	1,599	0.00
TOTAL - PD	0	0.00	1,599	0.00	1,599	0.00	1,599	0.00
GRAND TOTAL	\$1,296,771	0.23	\$440,460	0.00	\$440,460	0.00	\$440,460	0.00
GENERAL REVENUE	\$1,294,131	0.23	\$16,387	0.00	\$16,387	0.00	\$16,387	0.00
FEDERAL FUNDS	\$0	0.00	\$0	0.00	\$0	0.00	\$0	0.00
OTHER FUNDS	\$2,640	0.00	\$424,073	0.00	\$424,073	0.00	\$424,073	0.00

PROGRAM DESCRIPTION

Department of Natural Resources

DEQ - Solid Waste Management Program

Program is found in the following core budget(s): Solid Waste Management Program

1. What does this program do?

The Solid Waste Management Program, through oversight of solid waste facilities, ensures groundwater remains safe and clean and that land is restored to a community friendly state. To assist in producing these desired outcomes, the program operates a federally authorized regulatory program (40 CFR Part 258, Subpart D) overseeing solid waste facilities and their operations and administers the solid waste management district grant program and scrap tire program.

The Solid Waste Management Program:

- Permits, inspects, and provides technical assistance to solid waste facilities (e.g., landfills, transfer stations including infectious waste and material recovery facilities, and scrap tire facilities) to help ensure they are designed and operated to protect public health, safety, and the environment, and takes action to enforce solid waste laws and regulations.
- Provides landfill operator certification and recertification training.
- Reviews and acts upon requests for beneficial use of waste materials, permit exemptions, and composting facilities.
- Consults with the community on solid waste decisions.
- Provides grant funding to solid waste management districts to fund their operations and community-based materials reuse, reduction and recycling projects.
- Reviews, evaluates, and approves district grants and provides training for the solid waste district executive board and staff, as needed.
- Monitors progress of grant projects and provides technical assistance to districts or district subgrantees, as needed.
- Conducts performance audits (via independent contractors) for each of the solid waste districts every three years, subject to the availability of resources, to ensure compliance with laws and regulations.
- Promotes recycling and alternatives to disposal by developing guidance materials, conducting outreach efforts, and providing technical assistance.
- Encourages use of scrap tire materials and expansion of end markets for such materials and products.
- Investigates and pursues the cleanup of illegal dumps.
- Develops, maintains and updates a statewide solid waste plan, including data on types of wastes and information on innovative technologies.
- Plans and oversees scrap tire dump cleanup activities; awards scrap tire playground resurfacing grants; conducts scrap tire dump investigations; reviews scrap tire hauler, processor, and site permits; and provides technical assistance for scrap tire beneficial use determinations.

During 2012, Missourians generated over 12.9 million tons of waste. Since 1990, the diversion percentage has increased from 10% to 55%, due in part to a greater number of recycling and yard waste services being available and continued development of markets for recovered materials. More Missourians now have recycling and composting services in their communities, providing the public a convenient and affordable alternative to disposal.

PROGRAM DESCRIPTION

Department of Natural Resources

DEQ - Solid Waste Management Program

Program is found in the following core budget(s): Solid Waste Management Program

1. What does this program do (continued)?

Solid Waste Management PSD: The program directly funds a number of scrap tire surface material grants, provides grants to individuals and businesses investing in market development for scrap tire end uses, and administers and pays for disposal of scrap tires cleaned up from the environment. The program provides grant funding to Missouri's twenty (20) solid waste management districts to fund their operations and community-based materials reuse, reduction, composting, market development, and recycling projects. Additionally, this appropriation funds the Environmental Improvement and Energy Resources Authority's (EIERA's) Market Development Program, which provides financial and technical assistance grants for development of markets for recovered materials.

Forfeited Financial Assurance Instruments (FAIs) PSD: The program receives forfeited FAI resources to perform closure/postclosure maintenance and repair activities at landfills and scrap tire sites where owners/operators have failed or are no longer capable of meeting their obligations. The dollar value accessible by the state (and not currently forfeited) is approximately \$400 million. Types of FAIs subject to forfeiture are irrevocable escrow accounts, trust funds, performance or financial surety bonds, letters of credit, contracts of obligation/ordinances/resolutions, financial tests, corporate guarantees or a combination. Forfeited funds are deposited into the General Revenue Fund pursuant to 260.228 RSMo and may be appropriated and expended by the program to implement closure and/or postclosure maintenance care plans. A Consent Judgment and Order of the Circuit Court of Warren County decreed specific facilities forfeited FAIs were to be placed in an interest-bearing account identified as the "Postclosure Fund" (0198). Only the expenses relating to closure and postclosure at these specific facilities are paid from these funds. Upon conclusion of the postclosure period, any funds remaining in the Postclosure Fund (0198) and, so designated, are to be paid to the "Treasurer of Warren County as Custodian of the Warren County School Fund."

The program knows of approximately 250 closed and/or abandoned landfills in Missouri that do not have FAIs since they were in operation prior to the effective date of the requirement. The total universe of these landfills is unknown. Any current or potential negative environmental impacts from these old landfills, such as gas migration presenting a threat to public safety or groundwater contamination, are unknown. During State Fiscal Years 2011 and 2012 the program, through a USDA Rural Development Utilities Program Grant, assessed the condition of old, closed and abandoned solid waste disposal areas, or landfills in rural Missouri and has been working with landfill owners and counties to better manage these facilities.

Solid Waste Management Program - Reconciliation

	FY 2011 Actual	FY 2012 Actual	FY 2013 Actual	FY 2014 Current	FY 2015 Gov Rec
Solid Waste Mgmt Operations (78875C)	1,546,860	1,561,900	1,698,900	2,289,630	2,289,630
Solid Waste PSD (79340C)	7,266,526	9,914,431	10,413,241	12,998,820	12,998,820
Forfeitures PSD (79455C)	11,440	242,709	1,296,771	440,460	440,460
Total	8,824,826	11,719,040	13,408,912	15,728,910	15,728,910

PROGRAM DESCRIPTION

Department of Natural Resources

DEQ - Solid Waste Management Program

Program is found in the following core budget(s): Solid Waste Management Program

2. What is the authorization for this program, i.e., federal or state statute, etc.? (Include the federal program number if applicable.)

42 U.S.C. 6901-6991k	Solid Waste Disposal/Resource Conservation and Recovery Act and Major Amendments
40 CFR Part 258	Criteria for Municipal Solid Waste Landfills
40 CFR Part 258, Subpart G	Financial Assurance Criteria
260.200 through 260.345 RSMo	Solid Waste Management Law
260.226 - 260.228, RSMo	Landfill Closure/Postclosure Plan
260.275 RSMo	Scrap Tire Site Closure Plan

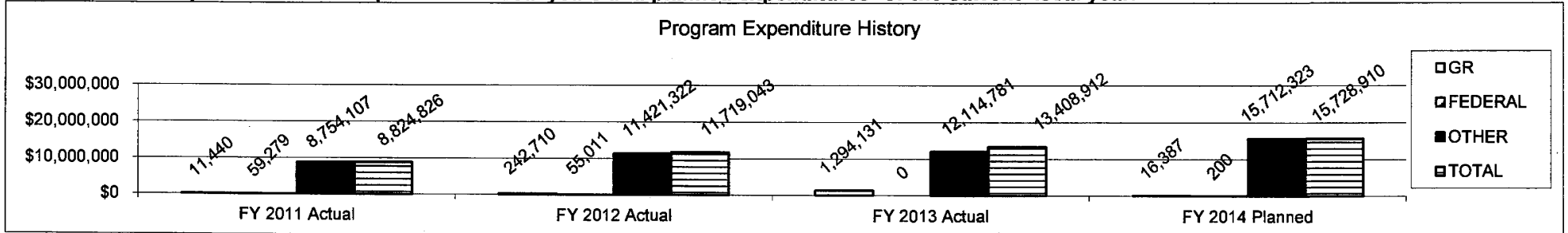
3. Are there federal matching requirements? If yes, please explain.

No.

4. Is this a federally mandated program? If yes, please explain.

Although not mandated, federal regulations strongly encourage each state to adopt Resource Conservation and Recovery Act (RCRA), Subtitle D. The program currently has EPA approval to implement Subtitle D landfill regulations under the federal RCRA, thereby having the authority to approve new landfills and expansion of existing landfills.

5. Provide actual expenditures for the prior three fiscal years and planned expenditures for the current fiscal year.



Notes: Actual expenditures for all fiscal years are as of June 30 and do not include lapse period activities. Financial data includes operating and pass-through appropriations. FY 2014 Planned is shown at full appropriation.

6. What are the sources of the "Other" funds?

Postclosure Fund (0198); Solid Waste Management Fund - Scrap Tire Subaccount (0569); Solid Waste Management Fund (0570)

PROGRAM DESCRIPTION

Department of Natural Resources

DEQ - Solid Waste Management Program

Program is found in the following core budget(s): Solid Waste Management Program

7a. Provide an effectiveness measure.

Compliance Monitoring Activities

SW = Solid Waste; ST = Scrap Tire

Regulated Sectors	FY 2011 Actual				FY 2012 Actual			
	SW Landfills	SW Processing Facilities	Permitted ST Facilities	Non Permitted Entities *	SW Landfills	SW Processing Facilities	Permitted ST Facilities	Non Permitted Entities *
Regulated Facilities	236	62	18	0	236	64	16	0
Inspections	134	102	21	1744	173	127	17	1599
Letters of Warning	13	12	1	101	9	9	3	102
Notices of Violation	17	1	2	57	9	4	0	34
Settlements	8	1	0	9	2	1	0	19
Referrals	0	0	1	8	0	0	0	5
	FY 2013 Actual				FY 2014 Projected			
Regulated Facilities	236	65	19	0	237	68	19	0
Inspections	285	126	19	1850	229	136	19	1700
Letters of Warning	6	2	16	106	9	5	8	102
Notices of Violation	4	0	0	17	6	2	0	17
Settlements	10	1	0	15	8	1	0	9
Referrals	1	0	0	12	1	0	0	5
	FY 2015 Projected				FY 2016 Projected			
Regulated Facilities	239	71	19	0	240	74	19	0
Inspections	200	142	20	1700	175	148	20	1700
Letters of Warning	9	5	8	102	9	5	8	102
Notices of Violation	6	2	0	17	6	2	0	17
Settlements	8	1	0	9	8	1	0	9
Referrals	1	0	0	5	1	0	0	5

* Non permitted entities include illegal dumps, scrap tire retailers/haulers, etc.


Inspections are done by the regional offices and program staff. Inspections of non permitted entities are primarily compliance driven, thus the fluctuation from one year to the next.

PROGRAM DESCRIPTION

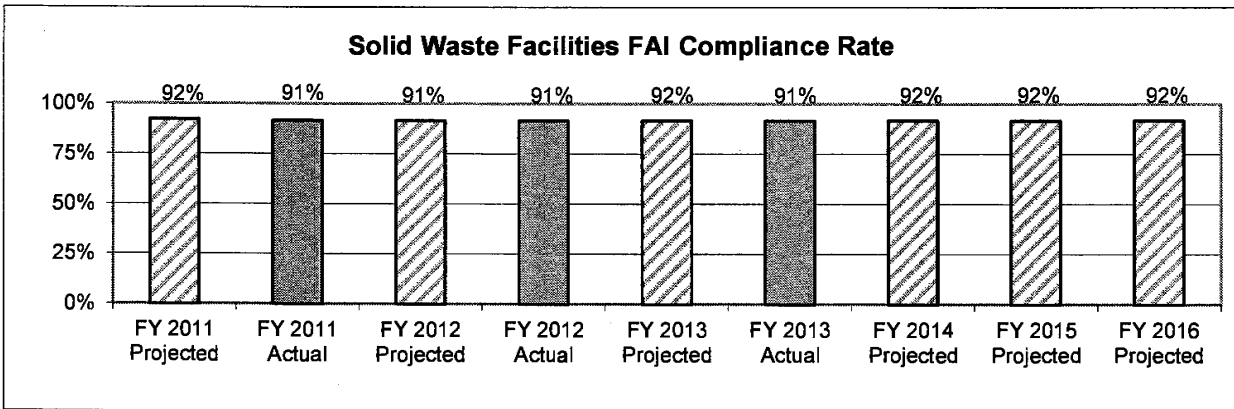
Department of Natural Resources
DEQ - Solid Waste Management Program
Program is found in the following core budget(s): Solid Waste Management Program

7a. Provide an effectiveness measure (continued).

Compliance Monitoring Activities



Percentage of Solid Waste Facilities with FAI's [in Compliance] That Have Not Been Forfeited



	Number of facilities that have forfeited Financial Assurance Instruments	
	Projected	Actual
FY 2011	12	12
FY 2012	12	12
FY 2013	12	12
FY 2014	15	N/A
FY 2015	15	N/A
FY 2016	15	N/A

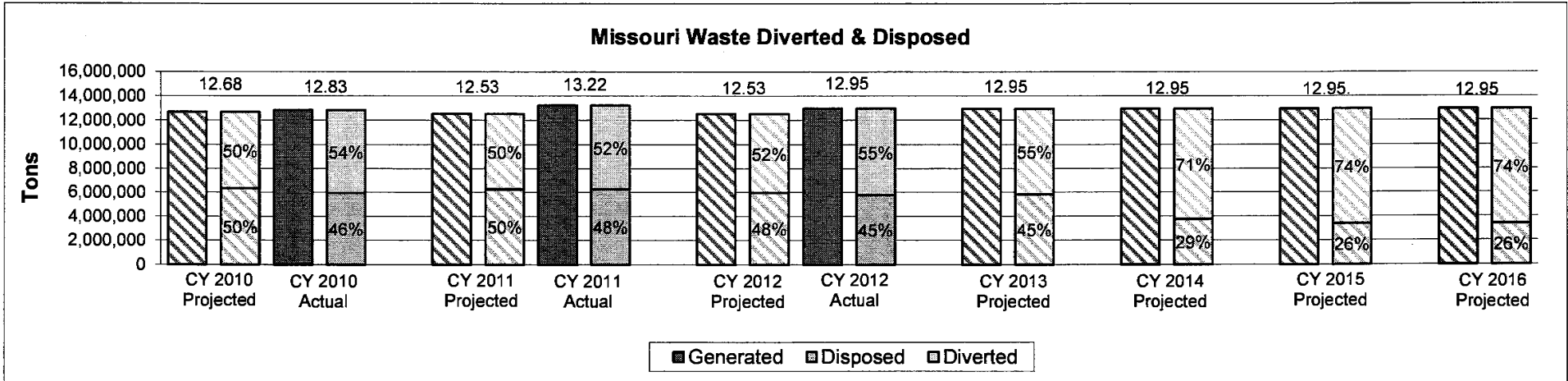
Number of facilities includes scrap tire processing facilities, sanitary and demolition landfills, and scrap tire facilities. Solid waste transfer stations are not required to have FAI's. The postclosure period for landfills is a minimum of 30 years.

PROGRAM DESCRIPTION

Department of Natural Resources
DEQ - Solid Waste Management Program
Program is found in the following core budget(s): Solid Waste Management Program

7a. Provide an effectiveness measure (continued).

Percentage of solid waste generated by Missourians that is reused, recycled or composted



In 1990, with the passage of SB 530, Section 260.225.2(1), set a Department goal to achieve by January 1998 a reduction of 40% in solid waste disposed by weight. This goal has been surpassed. The 2012 diversion rate was 55%. The Department has assumed the total waste generated will remain relatively constant through CY 2013 at which time new material recovery facilities are planned to begin operating increasing significantly the amount of waste diverted and not entering landfills.

The Department tracks the annual diversion rate of all waste disposed of in Missouri landfills or transported to landfills in adjacent states. It is estimated that about 58% of the waste stream is composed of Municipal Solid Waste (MSW), waste generated by residences, schools, small businesses and other commercial activities. The U.S. Environmental Protection Agency (EPA) set a national MSW recycling goal of 35% by 2008. However, Missouri's waste diversion rate does not directly correlate with an MSW recycling rate since it measures all waste diverted, not just MSW.

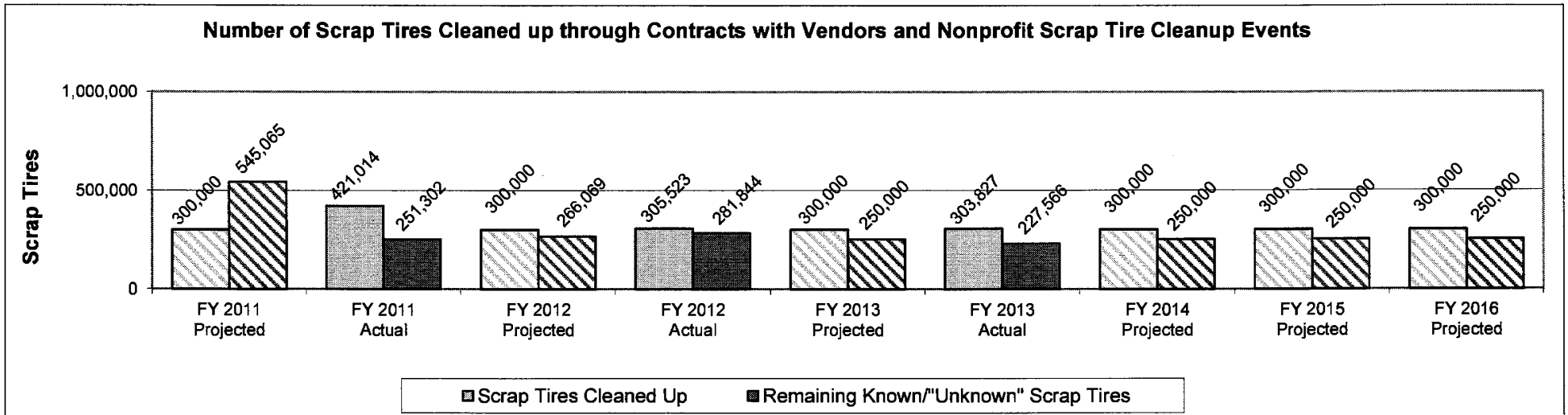
PROGRAM DESCRIPTION

Department of Natural Resources

DEQ - Solid Waste Management Program

Program is found in the following core budget(s): Solid Waste Management Program

7a. Provide an effectiveness measure (continued).



Notes:

- (1) The Department of Corrections, Missouri Vocational Enterprises (MVE) works with the Solid Waste Management Program to dispose of scrap tires by providing labor and transportation services. The Department reimburses MVE for the cost of their services through this pass-through appropriation.
- (2) The fee on new tires sold at retail, commonly referred to as the Scrap Tire Fee, is set to expire on January 1, 2015. The above chart assumes the fee will be renewed and revenues will continue at the current level.

Since 1990, the Scrap Tire Program has removed 16,852,124 tires from Missouri's landscape. Scrap tires yet to be removed from the environment are an estimate of the projected number of scrap tires at both known sites and sites yet to be identified. As of June 2013, approximately 227,566 tires are known to remain in 192 scrap tire sites. The Department estimates in excess of 250,000 scrap tires will be discovered in currently unknown locations during each fiscal period. Based on these estimates, we believe approximately 300,000 tires will continue to be cleaned up each fiscal year.

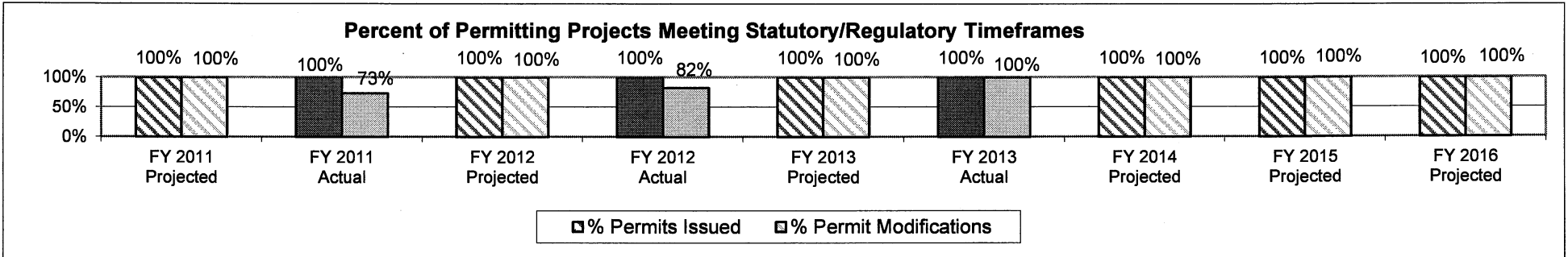
PROGRAM DESCRIPTION

Department of Natural Resources

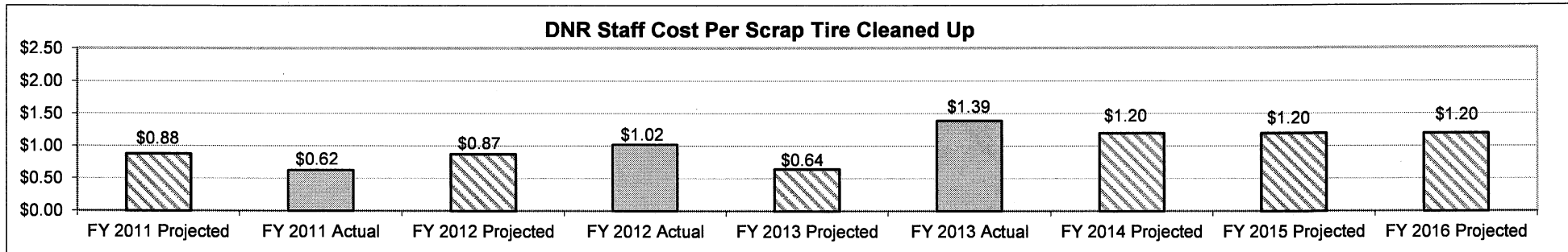
DEQ - Solid Waste Management Program

Program is found in the following core budget(s): Solid Waste Management Program

7b. Provide an efficiency measure.



This measure only includes the number of solid waste permits issued and the number of permit modifications. It does not include other permitting activities that do not have statutory timeframes. Individual projects can take as little as a few hours, or as much as a year or more depending upon the nature of the request.



Notes:

Sites having larger numbers of scrap tires are less costly per tire cleaned up than sites with fewer scrap tires, or smaller sites that are spread across larger areas. Projections are based on estimates of newly located (although not investigated) tire dumps, unknown tire dumps and the historical underestimation of the number of tires at known sites. As of June 2013, approximately 227,566 tires are known to remain in 192 scrap tire sites. The Department estimates in excess of 250,000 scrap tires will be discovered in currently unknown locations during each fiscal period. Of the 477,566 scrap tires anticipated to exist within the state and taking into account the estimated number of scrap tires that will be identified in currently unknown illegal dumps each year, we believe approximately 300,000 tires will continue to be cleaned up each fiscal year. The above chart assumes the fee will be renewed and revenues will continue at the current level.

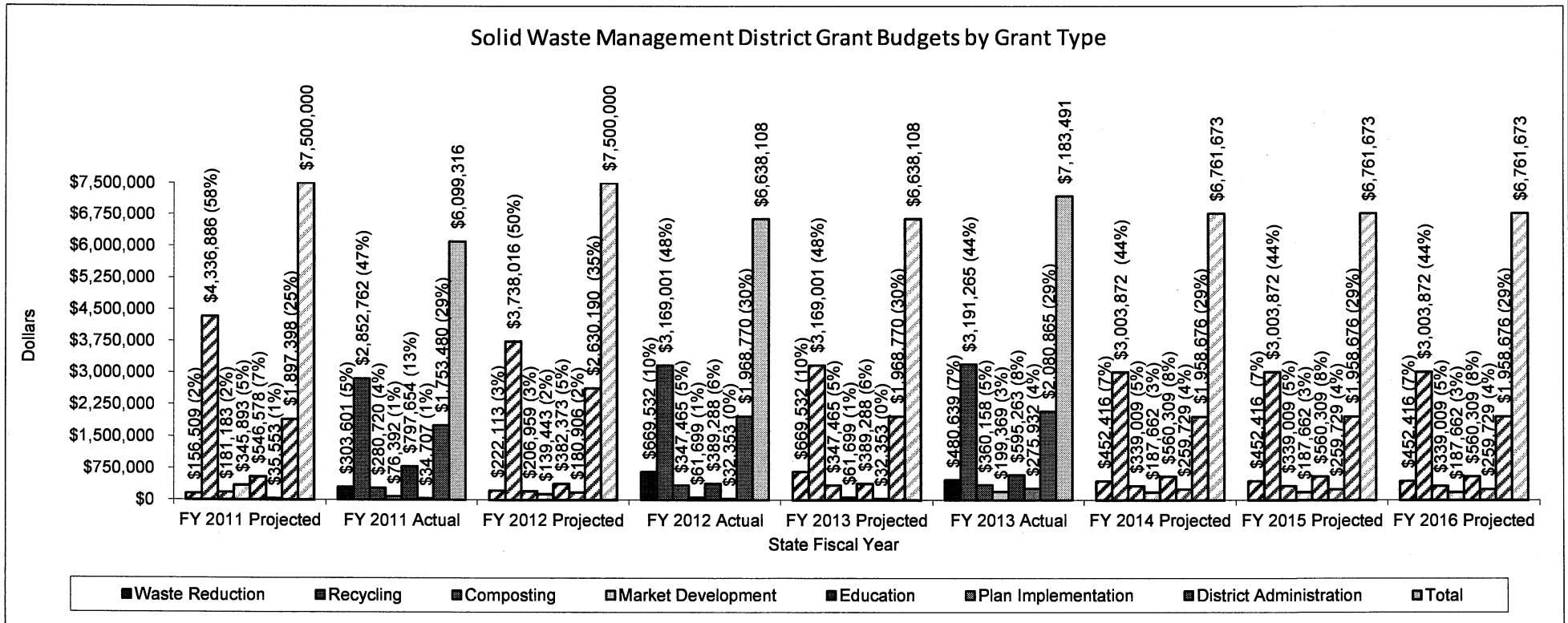
PROGRAM DESCRIPTION

Department of Natural Resources

DEQ - Solid Waste Management Program

Program is found in the following core budget(s): Solid Waste Management Program

7b. Provide an efficiency measure (continued).




The Department provides grant funding to Missouri's twenty (20) solid waste management districts to fund their operations and community-based waste reuse, reduction, composting, and recycling projects. Local governments, small and large businesses, schools, sheltered workshops, and individuals seek and receive grants to support activities to remove materials from the waste stream and return them for beneficial reuse.

PROGRAM DESCRIPTION

Department of Natural Resources
DEQ - Solid Waste Management Program
Program is found in the following core budget(s): Solid Waste Management Program

7b. Provide an efficiency measure (continued).



Chapter 260 RSMo, commonly referred to as the Solid Waste Management Law, provides the Solid Waste Management Program with the authority to have performance audits of the twenty Solid Waste Management Districts completed at least every three years as funding allows. The purpose of the audits is to determine whether the solid waste management districts exercise adequate control over district grant funds and comply with state regulations governing the use of such funds. All twenty districts have had a performance audit completed. The performance audits identified \$828,328 in questioned costs and a total of 322 findings. The program has been working closely with the districts as they take corrective action related to these findings. Two follow up audits were conducted during FY 2011. A new performance audit cycle began with one audit conducted in FY 2012 and four audits conducted during FY 2013 (one final report has yet to be issued). The program continues to work with the districts on corrective action measures.

7c. Provide the number of clients/individuals served, if applicable.

Counties with Facilities that have Forfeited their Financial Assurance Instruments (FAIs)

County	Number of facilities
Warren	3
Adair	2
Grundy	1
Carroll	1
Camden	1
Maries	1
Newton	1
Callaway	1
St. Louis	1

PROGRAM DESCRIPTION

Department of Natural Resources

DEQ - Solid Waste Management Program

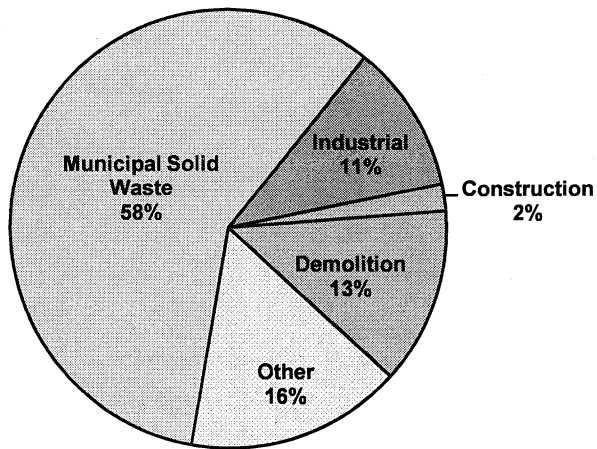
Program is found in the following core budget(s): Solid Waste Management Program

7c. Provide the number of clients/individuals served (continued).

Missouri's Solid Waste Stream

Waste characterization studies are key planning tools, particularly for determining areas of the waste stream which need additional focus to reduce the amount of a specific sector of waste being disposed. The Solid Waste Management Program (SWMP) funded several waste characterization studies, the most recent of which was conducted in 2008. This study visually observed waste being disposed at 15 landfills and transfer stations across Missouri. Based on the most recent study, approximately 58% of Missouri's solid waste is created by homes and businesses, 11% from industry, 15% from construction and demolition, and 16% from other sources. The waste characterization study assists the Department and the Solid Waste Management Districts in determining what sectors of the waste stream they can apply resources to most effectively in order to reduce the waste stream and increase diversion.

Components of Missouri's Solid Waste Stream



Municipal Solid Waste

Inorganics	4%
Paper	32%
Glass	5%
Metals	5%
Plastics	17%
Organics	31%
Special	6%

Industrial

Cardboard	19%
Other	40%
Rubber	2%
Textiles	2%
Plastics	8%
Wood	14%
Food	11%
Metal	2%
Paper	2%

Construction

Wood	52%
Other	5%
Cardboard	9%
Plastics	8%
Metals	3%
Masonry	7%
Dry Wall	16%

Demolition

Dry Wall	9%
Wood	47%
Other	2%
Carpet	5%
Metal	3%
Masonry	13%
Roofing	21%

Including the components and types of waste generally shows the type of clients we work with to reduce waste.

NEW DECISION ITEM
RANK: 007 OF 011

Department of Natural Resources **Budget Unit 79455C & 74960C**
Division of Environmental Quality
Solid Waste Financial Assurance Forfeitures Increase DI# 1780003

1. AMOUNT OF REQUEST

	FY 2015 Budget Request			
	GR	Federal	Other	Total
PS	6,000	0	0	6,000
EE	958,613	0	0	958,613
PSD	0	0	0	0
TRF	0	0	0	0
Total	964,613	0	0	964,613

FTE 0.00 0.00 0.00 0.00

Est. Fringe	2,814	0	0	2,814
--------------------	-------	---	---	-------

Note: Fringes budgeted in House Bill 5 except for certain fringes budgeted directly to MoDOT, Highway Patrol, and Conservation.

	FY 2015 Governor's Recommendation			
	GR	Federal	Other	Total
PS	0	0	6,000	6,000
EE	0	0	958,613	958,613
PSD	0	0	0	0
TRF	1	0	0	1 E
Total	1	0	964,613	964,614

FTE 0.00 0.00 0.00 0.00

Est. Fringe	0	0	3,013	3,013
--------------------	---	---	-------	-------

Note: Fringes budgeted in House Bill 5 except for certain fringes budgeted directly to MoDOT, Highway Patrol, and Conservation.

Other Funds: Solid Waste Forfeitures Fund (0432)

2. THIS REQUEST CAN BE CATEGORIZED AS:

<input type="checkbox"/> New Legislation	<input type="checkbox"/> New Program	<input type="checkbox"/> Fund Switch
<input type="checkbox"/> Federal Mandate	<input type="checkbox"/> Program Expansion	<input type="checkbox"/> Cost to Continue
<input type="checkbox"/> GR Pick-Up	<input type="checkbox"/> Space Request	<input type="checkbox"/> Equipment Replacement
<input type="checkbox"/> Pay Plan	<input checked="" type="checkbox"/> Other: <u>Increase Estimated Appropriation to Planned Spending</u>	

NEW DECISION ITEM

RANK: 007 OF 011

Department of Natural Resources	Budget Unit 79455C & 74960C
Division of Environmental Quality	
Solid Waste Financial Assurance Forfeitures Increase	DI# 1780003

3. WHY IS THIS FUNDING NEEDED? PROVIDE AN EXPLANATION FOR ITEMS CHECKED IN #2. INCLUDE THE FEDERAL OR STATE STATUTORY OR CONSTITUTIONAL AUTHORIZATION FOR THIS PROGRAM.

Financial assurance instruments (FAIs) are collateral provided to the state by landfill and scrap tire site owners/operators to properly implement corrective action, closure and/or postclosure activities should the owner/operator fail to do so or is no longer capable of doing so. When a FAI is forfeited, RSMo 260.228.2 currently requires the forfeited solid waste financial assurance instrument funds be placed into the General Revenue Fund. Further, RSMo 260.227 requires any remaining balance upon the completion of a corrective action, closure and/or postclosure plan be returned to the owner/operator.

The Department is proposing legislation this session that would establish the Solid Waste Forfeitures Fund, direct forfeited financial assurance instrument deposits to that fund, and transfer the balances, including interest, of all solid waste and scrap tire related forfeited financial assurance instruments from General Revenue to the Solid Waste Forfeiture Fund. An appropriated transfer is requested to allow the transfer of the appropriate balances should the legislation pass and be signed into law.

Given the uncertainty of when forfeitures may occur and the emergency nature of some solid waste activities at these sites, the appropriation authority to use these funds to implement corrective action, closure and/or postclosure activities is estimated. The department requests retention of the estimated (E) designation as well as an increase of the appropriation level to better reflect anticipated expenditures.

4. DESCRIBE THE DETAILED ASSUMPTIONS USED TO DERIVE THE SPECIFIC REQUESTED AMOUNT. (How did you determine that the requested number of FTE were appropriate? From what source or standard did you derive the requested levels of funding? Were alternatives such as outsourcing or automation considered? If based on new legislation, does request tie to TAFP fiscal note? If not, explain why. Detail which portions of the request are one-times and how those amounts were calculated.)

To date, forfeited financial assurance funds from 9 facilities have been deposited into the General Revenue Fund and three other facilities are in the forfeiture process. Projects at these sites frequently span fiscal years as the prime construction period is March through October of each year. As such, the requested appropriation increase is based on a 3 year average, including FY 2013 actual expenditures (\$1,294,131) and anticipated expenditures for FY 2014 and FY 2015.

Three Year Average Expenditure Estimate	\$981,000
Less: Current Appropriation Level	(\$ 16,387)
Requested Increase	\$964,613

The department does not seek additional FTE for this decision item, rather a portion of existing staff time will be used to oversee the projects as needed. Additionally, the department works with Office of Administration, Facilities Management/Design and Construction on the majority of the projects it undertakes from forfeiture funds.

It is unknown what the forfeited financial assurance instrument balances being held in the General Revenue Fund will be by the effective date of the legislation, if passed, therefore a \$1 estimated (E) transfer appropriation is requested as one-time authority.

NEW DECISION ITEM
RANK: 007 OF 011

Department of Natural Resources	Budget Unit 79455C & 74960C
Division of Environmental Quality	
Solid Waste Financial Assurance Forfeitures Increase	DI# 1780003

5. BREAK DOWN THE REQUEST BY BUDGET OBJECT CLASS, JOB CLASS, AND FUND SOURCE. IDENTIFY ONE-TIME COSTS.

Budget Object Class/Job Class	Dept Req GR DOLLARS	Dept Req GR FTE	Dept Req FED DOLLARS	Dept Req FED FTE	Dept Req OTHER DOLLARS	Dept Req OTHER FTE	Dept Req TOTAL DOLLARS	Dept Req TOTAL FTE	Dept Req One-Time DOLLARS
Environmental Engineer III	6,000				0		6,000	0.00	
Total PS	6,000	0.00	0	0.00	0	0.00	6,000	0.00	0
Travel, In-state	2,500						2,500		
Supplies	5,000						5,000		
Professional Services	951,113						951,113		
Total EE	958,613		0		0		958,613		0
Program Distributions							0		
Total PSD	0		0		0		0		0
Transfers									
Total TRF	0		0		0		0		0
Grand Total	964,613	0.00	0	0.00	0	0.00	964,613	0.00	0

NEW DECISION ITEM
RANK: 007 OF 011

Department of Natural Resources		Budget Unit 79455C & 74960C							
Division of Environmental Quality									
Solid Waste Financial Assurance Forfeitures Increase		DI# 1780003							
Budget Object Class/Job Class	Gov Rec GR DOLLARS	Gov Rec GR FTE	Gov Rec FED DOLLARS	Gov Rec FED FTE	Gov Rec OTHER DOLLARS	Gov Rec OTHER FTE	Gov Rec TOTAL DOLLARS	Gov Rec TOTAL FTE	Gov Rec One-Time DOLLARS
Environmental Engineer III					6,000		6,000	0.00	
Total PS	0	0.00	0	0.00	6,000	0.00	6,000	0.00	0
Travel, In-state					2,500		2,500		
Supplies					5,000		5,000		
Professional Services					951,113		951,113		
Total EE	0		0		958,613		958,613		0
Program Distributions							0		
Total PSD	0		0		0		0		0
Transfers	1						1		1
Total TRF	1		0		0		1		1
Grand Total	1	0.00	0	0.00	964,613	0.00	964,614	0.00	1

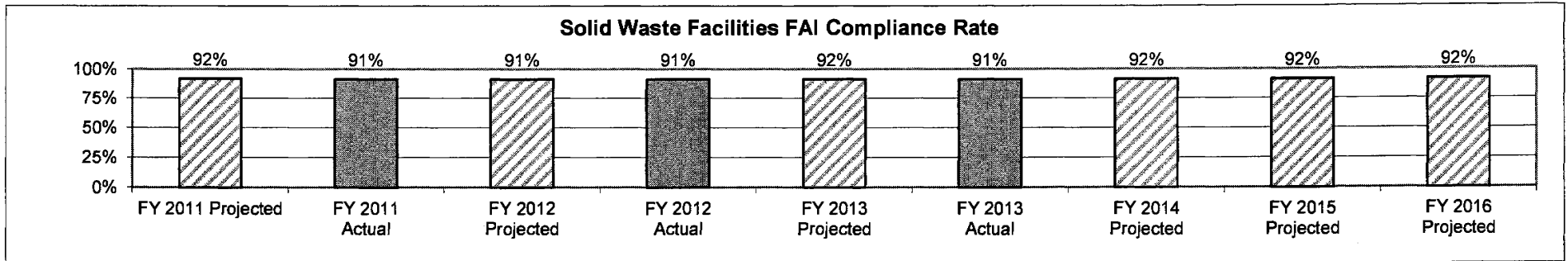
NEW DECISION ITEM
RANK: 007 OF 011

Department of Natural Resources
Division of Environmental Quality
Solid Waste Financial Assurance Forfeitures Increase DI# 1780003

Budget Unit 79455C & 74960C

6. PERFORMANCE MEASURES (If new decision item has an associated core, separately identify projected performance with & without additional funding.)

6a. Provide an effectiveness measure.



6b. Provide an efficiency measure.

This decision item more closely aligns the budget with planned spending.

Department of Natural Resources **Budget Unit 79455C & 74960C**
Division of Environmental Quality
Solid Waste Financial Assurance Forfeitures Increase **DI# 1780003**

6c. Provide the number of clients/individuals served, if applicable.

County	# of Facilities
Warren	3*
Adair	2
Grundy	1
Carroll	1
Camden	1
Maries	1
Newton	1
Callaway	1
St. Louis	1

* Forfeited funds reside in the Postclosure Fund per a Consent Judgment and Order of the Circuit Court of Warren County.

6d. Provide a customer satisfaction measure, if available.

Not available

7. STRATEGIES TO ACHIEVE THE PERFORMANCE MEASUREMENT TARGETS:

The department will continue to complete various projects at facilities that have forfeited financial assurance.

Department of Natural Resources

DECISION ITEM DETAIL

Budget Unit	FY 2013	FY 2013	FY 2014	FY 2014	FY 2015	FY 2015	FY 2015	FY 2015
Decision Item	ACTUAL	ACTUAL	BUDGET	BUDGET	DEPT REQ	DEPT REQ	GOV REC	GOV REC
Budget Object Class	DOLLAR	FTE	DOLLAR	FTE	DOLLAR	FTE	DOLLAR	FTE
SOLID WASTE FORFEITURES								
Solid Waste FAls Increase - 1780003								
ENVIRONMENTAL ENGR III	0	0.00	0	0.00	6,000	0.00	6,000	0.00
TOTAL - PS	0	0.00	0	0.00	6,000	0.00	6,000	0.00
TRAVEL, IN-STATE	0	0.00	0	0.00	2,500	0.00	2,500	0.00
SUPPLIES	0	0.00	0	0.00	5,000	0.00	5,000	0.00
PROFESSIONAL SERVICES	0	0.00	0	0.00	951,113	0.00	951,113	0.00
TOTAL - EE	0	0.00	0	0.00	958,613	0.00	958,613	0.00
GRAND TOTAL	\$0	0.00	\$0	0.00	\$964,613	0.00	\$964,613	0.00
GENERAL REVENUE	\$0	0.00	\$0	0.00	\$964,613	0.00	\$0	0.00
FEDERAL FUNDS	\$0	0.00	\$0	0.00	\$0	0.00	\$0	0.00
OTHER FUNDS	\$0	0.00	\$0	0.00	\$0	0.00	\$964,613	0.00

Department of Natural Resources

DECISION ITEM DETAIL

Budget Unit	FY 2013	FY 2013	FY 2014	FY 2014	FY 2015	FY 2015	FY 2015	FY 2015
Decision Item	ACTUAL	ACTUAL	BUDGET	BUDGET	DEPT REQ	DEPT REQ	GOV REC	GOV REC
Budget Object Class	DOLLAR	FTE	DOLLAR	FTE	DOLLAR	FTE	DOLLAR	FTE
SOLID WASTE FORFEITRS TRANSFER								
Solid Waste FAIs Increase - 1780003								
TRANSFERS OUT	0	0.00	0	0.00	0	0.00	1	0.00
TOTAL - TRF	0	0.00	0	0.00	0	0.00	1	0.00
GRAND TOTAL	\$0	0.00	\$0	0.00	\$0	0.00	\$1	0.00
GENERAL REVENUE	\$0	0.00	\$0	0.00	\$0	0.00	\$1	0.00
FEDERAL FUNDS	\$0	0.00	\$0	0.00	\$0	0.00	\$0	0.00
OTHER FUNDS	\$0	0.00	\$0	0.00	\$0	0.00	\$0	0.00

This page was intentionally left blank.

Department of Natural Resources

DECISION ITEM SUMMARY

Budget Unit	FY 2013	FY 2013	FY 2014	FY 2014	FY 2015	FY 2015	FY 2015	FY 2015
Decision Item	ACTUAL	ACTUAL	BUDGET	BUDGET	DEPT REQ	DEPT REQ	GOV REC	GOV REC
Budget Object Summary	DOLLAR	FTE	DOLLAR	FTE	DOLLAR	FTE	DOLLAR	FTE
Fund	DOLLAR	FTE	DOLLAR	FTE	DOLLAR	FTE	DOLLAR	FTE
LAND RECLAMATION PROGRAM								
CORE								
PERSONAL SERVICES								
DEPT NATURAL RESOURCES	504,885	11.52	538,858	11.71	538,858	11.71	538,858	11.71
METALLIC MINERALS WASTE MGMT	36,862	0.80	60,721	1.20	60,721	1.20	60,721	1.20
COAL MINE LAND RECLAMATION	43,167	0.83	64,594	1.05	11,624	0.20	11,624	0.20
MINED LAND RECLAMATION	354,320	8.87	385,560	9.04	438,530	9.89	438,530	9.89
TOTAL - PS	939,234	22.02	1,049,733	23.00	1,049,733	23.00	1,049,733	23.00
EXPENSE & EQUIPMENT								
DEPT NATURAL RESOURCES	67,493	0.00	105,694	0.00	105,694	0.00	105,694	0.00
ABANDONED MINE RECLAMATION	0	0.00	13	0.00	13	0.00	13	0.00
METALLIC MINERALS WASTE MGMT	5,247	0.00	8,136	0.00	8,136	0.00	8,136	0.00
COAL MINE LAND RECLAMATION	17,411	0.00	14,940	0.00	5,625	0.00	5,625	0.00
MINED LAND RECLAMATION	90,628	0.00	202,461	0.00	211,776	0.00	211,776	0.00
TOTAL - EE	180,779	0.00	331,244	0.00	331,244	0.00	331,244	0.00
TOTAL	1,120,013	22.02	1,380,977	23.00	1,380,977	23.00	1,380,977	23.00
Pay Plan FY14-Cost to Continue - 0000014								
PERSONAL SERVICES								
DEPT NATURAL RESOURCES	0	0.00	0	0.00	2,929	0.00	2,929	0.00
METALLIC MINERALS WASTE MGMT	0	0.00	0	0.00	301	0.00	301	0.00
COAL MINE LAND RECLAMATION	0	0.00	0	0.00	264	0.00	264	0.00
MINED LAND RECLAMATION	0	0.00	0	0.00	2,261	0.00	2,261	0.00
TOTAL - PS	0	0.00	0	0.00	5,755	0.00	5,755	0.00
TOTAL	0	0.00	0	0.00	5,755	0.00	5,755	0.00
Pay Plan FY15-COLA - 0000015								
PERSONAL SERVICES								
DEPT NATURAL RESOURCES	0	0.00	0	0.00	0	0.00	7,450	0.00
METALLIC MINERALS WASTE MGMT	0	0.00	0	0.00	0	0.00	840	0.00
COAL MINE LAND RECLAMATION	0	0.00	0	0.00	0	0.00	164	0.00

1/21/14 19:06

im_disummary

Department of Natural Resources

DECISION ITEM SUMMARY

Budget Unit								
Decision Item	FY 2013	FY 2013	FY 2014	FY 2014	FY 2015	FY 2015	FY 2015	FY 2015
Budget Object Summary	ACTUAL	ACTUAL	BUDGET	BUDGET	DEPT REQ	DEPT REQ	GOV REC	GOV REC
Fund	DOLLAR	FTE	DOLLAR	FTE	DOLLAR	FTE	DOLLAR	FTE
LAND RECLAMATION PROGRAM								
Pay Plan FY15-COLA - 0000015								
PERSONAL SERVICES								
MINED LAND RECLAMATION	0	0.00	0	0.00	0	0.00	6,061	0.00
TOTAL - PS	0	0.00	0	0.00	0	0.00	14,515	0.00
TOTAL	0	0.00	0	0.00	0	0.00	14,515	0.00
GRAND TOTAL	\$1,120,013	22.02	\$1,380,977	23.00	\$1,386,732	23.00	\$1,401,247	23.00

Department of Natural Resources

DECISION ITEM SUMMARY

Budget Unit								
Decision Item	FY 2013	FY 2013	FY 2014	FY 2014	FY 2015	FY 2015	FY 2015	FY 2015
Budget Object Summary	ACTUAL	ACTUAL	BUDGET	BUDGET	DEPT REQ	DEPT REQ	GOV REC	GOV REC
Fund	DOLLAR	FTE	DOLLAR	FTE	DOLLAR	FTE	DOLLAR	FTE
MINED LAND RECLAM & STUDIES								
CORE								
EXPENSE & EQUIPMENT								
DEPT NATURAL RESOURCES	1,359,644	0.00	3,732,499	0.00	3,732,499	0.00	3,732,499	0.00
COAL MINE LAND RECLAMATION	13,640	0.00	200,000	0.00	195,750	0.00	195,750	0.00
MINED LAND RECLAMATION	103,560	0.00	499,999	0.00	504,249	0.00	504,249	0.00
TOTAL - EE	1,476,844	0.00	4,432,498	0.00	4,432,498	0.00	4,432,498	0.00
PROGRAM-SPECIFIC								
DEPT NATURAL RESOURCES	0	0.00	10,001	0.00	10,001	0.00	10,001	0.00
MINED LAND RECLAMATION	0	0.00	1	0.00	1	0.00	1	0.00
TOTAL - PD	0	0.00	10,002	0.00	10,002	0.00	10,002	0.00
TOTAL	1,476,844	0.00	4,442,500	0.00	4,442,500	0.00	4,442,500	0.00
GRAND TOTAL	\$1,476,844	0.00	\$4,442,500	0.00	\$4,442,500	0.00	\$4,442,500	0.00

CORE DECISION ITEM

Department of Natural Resources	Budget Unit 78880C, 79465C
Division of Environmental Quality	
Land Reclamation Program Core	

1. CORE FINANCIAL SUMMARY

	FY 2015 Budget Request			
	GR	Federal	Other	Total
PS	0	538,858	510,875	1,049,733
EE	0	3,838,206	925,536	4,763,742
PSD	0	10,001	1	10,002
Total	0	4,387,065	1,436,412	5,823,477
FTE	0.00	11.71	11.29	23.00

	FY 2015 Governor's Recommendation			
	GR	Fed	Other	Total
PS	0	538,858	510,875	1,049,733
EE	0	3,838,206	925,536	4,763,742
PSD	0	10,001	1	10,002
Total	0	4,387,065	1,436,412	5,823,477
FTE	0.00	11.71	11.29	23.00

Est. Fringe	0	252,724	239,600	492,325
--------------------	---	---------	---------	---------

Note: Fringes budgeted in House Bill 5 except for certain fringes budgeted directly to MoDOT, Highway Patrol, and Conservation.

Est. Fringe	0	270,561	256,510	527,071
--------------------	---	---------	---------	---------

Note: Fringes budgeted in House Bill 5 except for certain fringes budgeted directly to MoDOT, Highway Patrol, and Conservation.

Other Funds: Metallic Minerals Waste Management Fund (0575); Coal Mine Land Reclamation Fund (0684); Mined Land Reclamation Fund (0906)

2. CORE DESCRIPTION

The Land Reclamation Program regulates surface mining of coal and industrial minerals, regulates and administers reclamation of coal mine and industrial mineral lands on which bonds were forfeited, regulates and administers reclamation of coal mine lands abandoned prior to 1977, and regulates the metallic mineral waste disposal areas of mining operations.

Land Reclamation PSD: The program oversees the reclamation of abandoned mine sites in Missouri. This includes sites abandoned prior to the law (1977) and sites where permits were revoked and reclamation bonds were collected.

For coal sites abandoned prior to 1977, the program has access to federal funds to directly contract for the reclamation activities at these sites. This program is known as the Abandoned Mine Lands (AML) program. The Office of Surface Mining, US Department of Interior provides the grant for the AML program.

Where bonds have been forfeited on permit-revoked mine sites, the Mined Land Reclamation Fund (MLRF) and Coal Mined Land Reclamation Fund (CMLRF) PSD's provide the appropriation authority for reclamation of these bond forfeited sites. Reclamation involves work to restore mined lands to productive uses such as agriculture, wildlife or development. The program may collect the reclamation bonds and directly contract for the reclamation activities, or the program may allow the surety bond holder to perform the reclamation in the place of the original permit holder.

CORE DECISION ITEM

Department of Natural Resources
Division of Environmental Quality
Land Reclamation Program Core

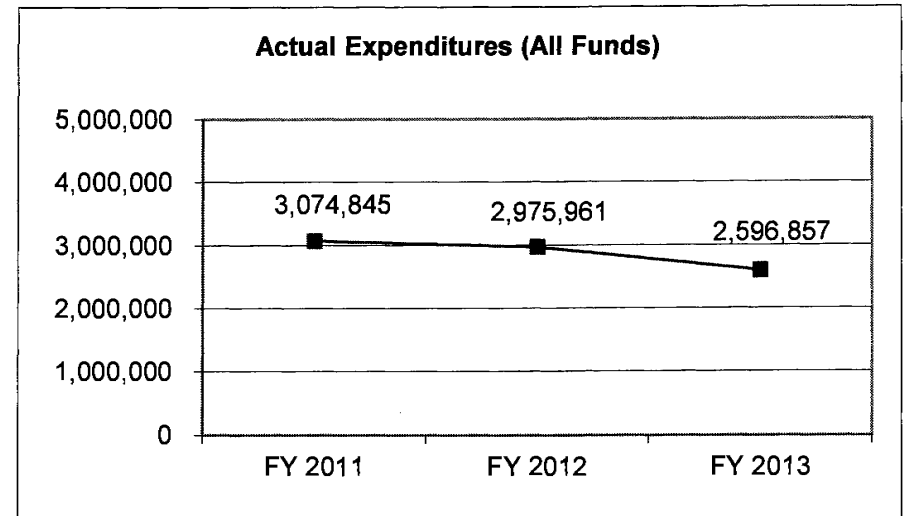
Budget Unit 78880C, 79465C

3. PROGRAM LISTING (list programs included in this core funding)

Land Reclamation Program

4. FINANCIAL HISTORY

	FY 2011 Actual	FY 2012 Actual	FY 2013 Actual	FY 2014 Current Yr.
Appropriation (All Funds) (1)	6,449,060	5,441,264	5,887,214	5,823,477
Less Reverted (All Funds)	0	0	0	N/A
Budget Authority (All Funds)	6,449,060	5,441,264	5,887,214	N/A
Actual Expenditures (All Funds)	3,074,845	2,975,961	2,596,857	N/A
Unexpended (All Funds)	3,374,215	2,465,303	3,290,357	N/A
Unexpended, by Fund:				
General Revenue	0	0	0	N/A
Federal	1,068,520	1,087,812	1,955,521	N/A
Other	2,305,695	1,377,491	1,334,836	N/A
	(2)	(2)	(2)	(3)



Actual expenditures for all fiscal years are as of June 30 and do not include lapse period activities.

Reverted includes Governor's standard 3 percent reserve (when applicable) and any expenditure restrictions.

NOTES:

(1) Financial data includes operating and pass-through appropriations.

(2) The vast majority of federal and other funds lapses are attributed to the PSD appropriations. Abandoned Mine Land grants are three year grants. Appropriations are set to allow the department to encumber all contracts in place at any one time even though expenditures could occur over a three year period. Lapse occurs due to timing of payments.

(3) FY 2014 appropriations include: \$700,000 for Land Reclamation Bond Forfeitures, \$3,732,500 for AML Reclamation and \$10,000 for the Small Operator Assistance Program.

CORE DECISION ITEM

Department of Natural Resources	Budget Unit 78880C, 79465C
Division of Environmental Quality	
Land Reclamation Program Core	

4. FINANCIAL HISTORY (continued)

Land Reclamation Program - Reconciliation

	FY 2011	FY 2012	FY 2013	FY 2014	FY 2015
	Actual	Actual	Actual	Current	Gov Rec
Land Reclamation Operations (78880C)	1,125,404	1,095,363	1,120,013	1,380,977	1,380,977
Land Reclamation PSD (79465C)	1,949,441	1,880,598	1,476,844	4,442,500	4,442,500
Total	3,074,845	2,975,961	2,596,857	5,823,477	5,823,477

CORE RECONCILIATION DETAIL

DEPARTMENT OF NATURAL RESOURCES

LAND RECLAMATION PROGRAM

5. CORE RECONCILIATION DETAIL

			Budget Class	FTE	GR	Federal	Other	Total	Explanation
TAFP AFTER VETOES									
			PS	23.00	0	538,858	510,875	1,049,733	
			EE	0.00	0	105,707	225,537	331,244	
			Total	23.00	0	644,565	736,412	1,380,977	
DEPARTMENT CORE ADJUSTMENTS									
Core Reallocation	964	5398	PS	0.00	0	0	0	(0)	Core reallocations will more closely align the budget with planned spending.
Core Reallocation	964	5400	PS	0.85	0	0	52,970	52,970	Core reallocations will more closely align the budget with planned spending.
Core Reallocation	964	5399	PS	(0.85)	0	0	(52,970)	(52,970)	Core reallocations will more closely align the budget with planned spending.
Core Reallocation	1396	5405	EE	0.00	0	0	9,315	9,315	Core reallocations will more closely align the budget with planned spending.
Core Reallocation	1396	5404	EE	0.00	0	0	(9,315)	(9,315)	Core reallocations will more closely align the budget with planned spending.
NET DEPARTMENT CHANGES				0.00	0	0	0	0	
DEPARTMENT CORE REQUEST									
			PS	23.00	0	538,858	510,875	1,049,733	
			EE	0.00	0	105,707	225,537	331,244	
			Total	23.00	0	644,565	736,412	1,380,977	

CORE RECONCILIATION DETAIL

DEPARTMENT OF NATURAL RESOURCES
LAND RECLAMATION PROGRAM

5. CORE RECONCILIATION DETAIL

	Budget Class	FTE	GR	Federal	Other	Total	Explanation
GOVERNOR'S RECOMMENDED CORE							
	PS	23.00	0	538,858	510,875	1,049,733	
	EE	0.00	0	105,707	225,537	331,244	
	Total	23.00	0	644,565	736,412	1,380,977	

CORE RECONCILIATION DETAIL

**DEPARTMENT OF NATURAL RESOURCES
MINED LAND RECLAM & STUDIES**

5. CORE RECONCILIATION DETAIL

	Budget Class	FTE	GR	Federal	Other	Total	Explanation
TAFP AFTER VETOES							
	EE	0.00	0	3,732,499	699,999	4,432,498	
	PD	0.00	0	10,001	1	10,002	
	Total	0.00	0	3,742,500	700,000	4,442,500	
DEPARTMENT CORE ADJUSTMENTS							
Core Reallocation	1398 7454	EE	0.00	0	(4,250)	(4,250)	Core reallocations will more closely align the budget with planned spending.
Core Reallocation	1398 7453	EE	0.00	0	4,250	4,250	Core reallocations will more closely align the budget with planned spending.
NET DEPARTMENT CHANGES			0.00	0	0	0	
DEPARTMENT CORE REQUEST							
	EE	0.00	0	3,732,499	699,999	4,432,498	
	PD	0.00	0	10,001	1	10,002	
	Total	0.00	0	3,742,500	700,000	4,442,500	
GOVERNOR'S RECOMMENDED CORE							
	EE	0.00	0	3,732,499	699,999	4,432,498	
	PD	0.00	0	10,001	1	10,002	
	Total	0.00	0	3,742,500	700,000	4,442,500	

Department of Natural Resources

DECISION ITEM DETAIL

Budget Unit	FY 2013	FY 2013	FY 2014	FY 2014	FY 2015	FY 2015	FY 2015	FY 2015
Decision Item	ACTUAL	ACTUAL	BUDGET	BUDGET	DEPT REQ	DEPT REQ	GOV REC	GOV REC
Budget Object Class	DOLLAR	FTE	DOLLAR	FTE	DOLLAR	FTE	DOLLAR	FTE
LAND RECLAMATION PROGRAM								
CORE								
ADMIN OFFICE SUPPORT ASSISTANT	25,980	0.92	28,465	1.00	28,462	1.00	28,462	1.00
SR OFC SUPPORT ASST (KEYBRD)	60,773	2.24	55,386	2.00	53,240	2.00	53,240	2.00
MANAGEMENT ANALYSIS SPEC II	45,197	1.00	45,396	1.00	41,266	1.00	41,266	1.00
PLANNER III	53,683	1.12	48,423	1.00	50,338	1.00	50,338	1.00
ENVIRONMENTAL SPEC I	18,443	0.63	0	0.00	0	0.00	0	0.00
ENVIRONMENTAL SPEC II	47,178	1.34	0	0.00	0	0.00	0	0.00
ENVIRONMENTAL SPEC III	314,329	7.77	484,305	11.00	496,101	11.00	496,101	11.00
ENVIRONMENTAL SPEC IV	139,475	2.92	144,195	3.00	144,078	3.00	144,078	3.00
ENVIRONMENTAL ENGR II	51,031	0.99	51,363	1.00	51,322	1.00	51,322	1.00
ENVIRONMENTAL ENGR III	102,471	1.78	119,949	2.00	112,676	2.00	112,676	2.00
STAFF DIRECTOR	71,723	1.00	72,251	1.00	72,250	1.00	72,250	1.00
MISCELLANEOUS TECHNICAL	8,951	0.31	0	0.00	0	0.00	0	0.00
TOTAL - PS	939,234	22.02	1,049,733	23.00	1,049,733	23.00	1,049,733	23.00
TRAVEL, IN-STATE	63,504	0.00	45,269	0.00	45,269	0.00	45,269	0.00
TRAVEL, OUT-OF-STATE	3,394	0.00	2,918	0.00	2,918	0.00	2,918	0.00
SUPPLIES	44,060	0.00	43,703	0.00	43,703	0.00	43,703	0.00
PROFESSIONAL DEVELOPMENT	26,169	0.00	39,798	0.00	39,798	0.00	39,798	0.00
COMMUNICATION SERV & SUPP	8,934	0.00	18,935	0.00	18,935	0.00	18,935	0.00
PROFESSIONAL SERVICES	25,177	0.00	154,118	0.00	154,118	0.00	154,118	0.00
M&R SERVICES	6,842	0.00	13,304	0.00	13,304	0.00	13,304	0.00
MOTORIZED EQUIPMENT	195	0.00	3	0.00	3	0.00	3	0.00
OFFICE EQUIPMENT	0	0.00	3,858	0.00	3,858	0.00	3,858	0.00
OTHER EQUIPMENT	2,255	0.00	7,541	0.00	7,541	0.00	7,541	0.00
PROPERTY & IMPROVEMENTS	0	0.00	454	0.00	454	0.00	454	0.00
BUILDING LEASE PAYMENTS	0	0.00	37	0.00	37	0.00	37	0.00
EQUIPMENT RENTALS & LEASES	0	0.00	670	0.00	670	0.00	670	0.00

Department of Natural Resources

DECISION ITEM DETAIL

Budget Unit	FY 2013	FY 2013	FY 2014	FY 2014	FY 2015	FY 2015	FY 2015	FY 2015
Decision Item	ACTUAL	ACTUAL	BUDGET	BUDGET	DEPT REQ	DEPT REQ	GOV REC	GOV REC
Budget Object Class	DOLLAR	FTE	DOLLAR	FTE	DOLLAR	FTE	DOLLAR	FTE
LAND RECLAMATION PROGRAM								
CORE								
MISCELLANEOUS EXPENSES	249	0.00	636	0.00	636	0.00	636	0.00
TOTAL - EE	180,779	0.00	331,244	0.00	331,244	0.00	331,244	0.00
GRAND TOTAL	\$1,120,013	22.02	\$1,380,977	23.00	\$1,380,977	23.00	\$1,380,977	23.00
GENERAL REVENUE	\$0	0.00	\$0	0.00	\$0	0.00	\$0	0.00
FEDERAL FUNDS	\$572,378	11.52	\$644,565	11.71	\$644,565	11.71	\$644,565	11.71
OTHER FUNDS	\$547,635	10.50	\$736,412	11.29	\$736,412	11.29	\$736,412	11.29

Department of Natural Resources

DECISION ITEM DETAIL

Budget Unit	FY 2013	FY 2013	FY 2014	FY 2014	FY 2015	FY 2015	FY 2015	FY 2015
Decision Item	ACTUAL	ACTUAL	BUDGET	BUDGET	DEPT REQ	DEPT REQ	GOV REC	GOV REC
Budget Object Class	DOLLAR	FTE	DOLLAR	FTE	DOLLAR	FTE	DOLLAR	FTE
MINED LAND RECLAM & STUDIES								
CORE								
SUPPLIES	7,445	0.00	14,502	0.00	14,502	0.00	14,502	0.00
PROFESSIONAL SERVICES	1,469,399	0.00	4,417,989	0.00	4,417,989	0.00	4,417,989	0.00
M&R SERVICES	0	0.00	2	0.00	2	0.00	2	0.00
OTHER EQUIPMENT	0	0.00	2	0.00	2	0.00	2	0.00
PROPERTY & IMPROVEMENTS	0	0.00	1	0.00	1	0.00	1	0.00
MISCELLANEOUS EXPENSES	0	0.00	2	0.00	2	0.00	2	0.00
TOTAL - EE	1,476,844	0.00	4,432,498	0.00	4,432,498	0.00	4,432,498	0.00
PROGRAM DISTRIBUTIONS	0	0.00	10,002	0.00	10,002	0.00	10,002	0.00
TOTAL - PD	0	0.00	10,002	0.00	10,002	0.00	10,002	0.00
GRAND TOTAL	\$1,476,844	0.00	\$4,442,500	0.00	\$4,442,500	0.00	\$4,442,500	0.00
GENERAL REVENUE	\$0	0.00	\$0	0.00	\$0	0.00	\$0	0.00
FEDERAL FUNDS	\$1,359,644	0.00	\$3,742,500	0.00	\$3,742,500	0.00	\$3,742,500	0.00
OTHER FUNDS	\$117,200	0.00	\$700,000	0.00	\$700,000	0.00	\$700,000	0.00

PROGRAM DESCRIPTION

Department of Natural Resources

DEQ - Land Reclamation Program

Program is found in the following core budget(s): Land Reclamation Program

1. What does this program do?

For coal and industrial minerals (barite, tar sands, clay, limestone, sand and gravel, granite, trap rock, etc.), the Land Reclamation Program ensures that all exploration and surface mining operations are conducted in a manner that will not be detrimental to public health or safety, or cause environmental pollution. Quarries and coal mines create concern related to blasting and truck traffic, noise, hours of operation, and water runoff. Gravel mines create concern due to the impacts to Missouri streams and farmlands. Many of these concerns can be addressed through public meetings allowing an exchange of information, public hearings, or permit conditions. The program issues permits and conducts inspections for all surface mining operations, regulates and administers reclamation of coal mine and industrial mineral lands including the sites where bonds were forfeited, and regulates and administers reclamation of coal mine lands abandoned prior to 1977.

To receive a land reclamation permit, mining companies are required to obtain bonds to ensure land is restored to safe and productive use. Companies that cannot complete reclamation themselves must forfeit their bonds, making these bonds available to Missouri to pay for reclamation. Bond forfeitures occur when inspections revealing violations result in various actions depending on the degree of danger to public health and safety or the environment. These actions generally begin with informal compliance assistance efforts but may lead to formal enforcement and permit revocation and bond forfeiture by the Land Reclamation Commission. The program reclaims lands where the mining company has defaulted their responsibility with the company's forfeited reclamation bonds. Currently there are 4 sites that have coal forfeited bonds with 401 acres remaining to be reclaimed and 16 sites that have industrial mineral forfeited bonds with 191 acres remaining to be reclaimed. The program may collect the reclamation bonds and directly contract for the reclamation activities, or the program may allow the surety bond provider to perform the reclamation in the place of the original permittee. When the surety bond provider performs the reclamation, the program provides inspection and oversight to ensure the work is properly completed. All reclamation work must follow state and federal laws and regulations.

The abandoned mined land (AML) staff oversee the reclamation of abandoned mine sites in Missouri and has restored 4,792 acres of formerly mined lands to productive use. This includes closing dangerous mine shafts, removing trash dumps, extinguishing mine fires, eliminating dangerous high walls, improving stream miles, and stabilizing subsiding ground beneath homes and roads. The program is required to reclaim the highest priority abandoned coal mine sites before addressing problems created by mining other commodities. The program also administers the AML Emergency Program to reduce or control emergency situations in which adverse effects of past coal mining pose an immediate danger to public health (e.g. an improperly closed mine shaft subsiding and creating a dangerous vertical opening in a residential area).

Metallic minerals staff implement the Metallic Minerals Waste Management Act (lead, iron, zinc, copper, gold and silver), which only regulates the metallic mineral waste disposal areas of mining operations. Missouri has the largest lead mining district in the U.S. The key issue for our state is to ensure that these areas are properly reclaimed. The program confers with other environmental programs to ensure that all appropriate environmental laws are met in the construction and reclamation of these waste disposal areas.

Land Reclamation PSD: Allows the program to contract with engineering, excavating, and construction companies to reclaim AML and bond forfeiture sites. There are still over 100 eligible AML problem areas consisting of 9,530 acres with public health, safety and environmental problems that must be addressed. The estimated cost for reclamation at these sites is \$46.5 million. Problem areas are added to the inventory as identified.

PROGRAM DESCRIPTION

Department of Natural Resources

DEQ - Land Reclamation Program

Program is found in the following core budget(s): Land Reclamation Program

1. What does this program do (continued)?

Land Reclamation Program - Reconciliation					
	FY 2011	FY 2012	FY 2013	FY 2014	FY 2015
	Actual	Actual	Actual	Current	Gov Rec
Land Reclamation Operations (78880C)	1,125,404	1,095,363	1,120,013	1,380,977	1,380,977
Land Reclamation PSD (79465C)	1,949,441	1,880,598	1,476,844	4,442,500	4,442,500
Total	3,074,845	2,975,961	2,596,857	5,823,477	5,823,477

2. What is the authorization for this program, i.e., federal or state statute, etc.? (Include the federal program number, if applicable.)

RSMo 444.350 through 444.380	Metallic Minerals
RSMo 444.500 through 444.755	Strip Mining
RSMo 444.760 through 444.790	Industrial Minerals
RSMo 444.800 through 444.970 and 30 CFR Part 700.01 through 955.17	Coal, Bond Forfeiture and Abandoned Mine Lands

3. Are there federal matching requirements? If yes, please explain.

Coal Administration and Enforcement Grant	50% Federal (OSM)
Abandoned Mine Lands Grant	100% Federal (OSM)

4. Is this a federally mandated program? If yes, please explain.

The state has federal delegation to operate the coal regulatory, abandoned mine lands and coal bond forfeiture programs.

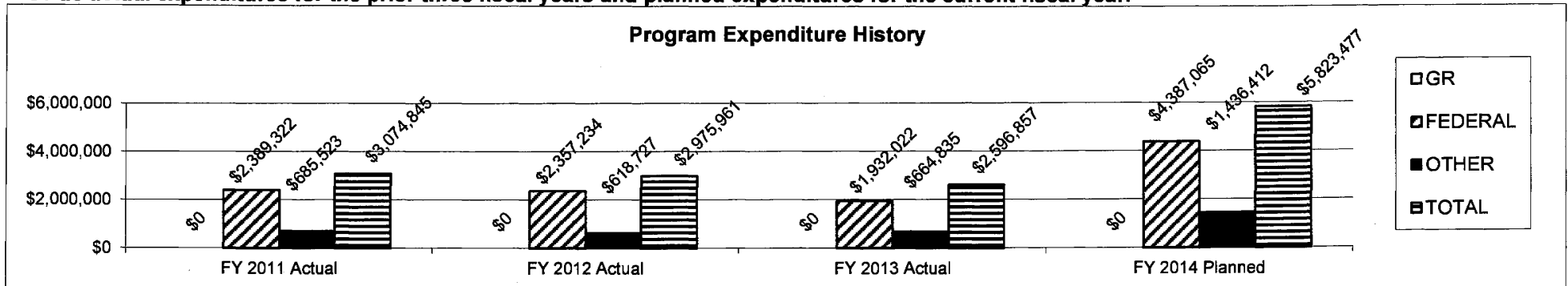
PROGRAM DESCRIPTION

Department of Natural Resources

DEQ - Land Reclamation Program

Program is found in the following core budget(s): Land Reclamation Program

5. Provide actual expenditures for the prior three fiscal years and planned expenditures for the current fiscal year.

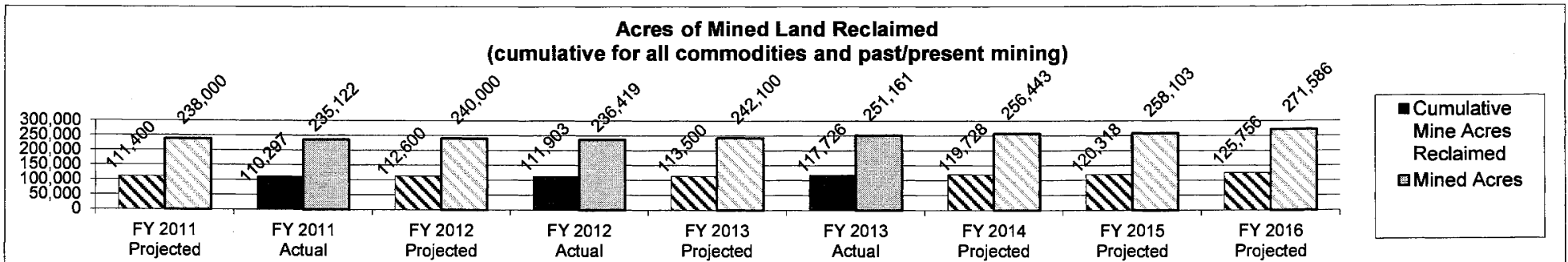


Notes: Actual expenditures for all fiscal years are as of June 30 and do not include lapse period activities. Financial data includes operating and pass-through appropriations. FY 2014 Planned is shown at full appropriation. The Abandoned Mine Land and Bond Forfeiture PSD appropriations are used to allow the department to encumber, obligate and pay multi-year mined land reclamation projects.

6. What are the sources of the "Other" funds?

Metallic Minerals Waste Management Fund (0575); Coal Mine Land Reclamation Fund (0684); Mined Land Reclamation Fund (0906)

7a. Provide an effectiveness measure.



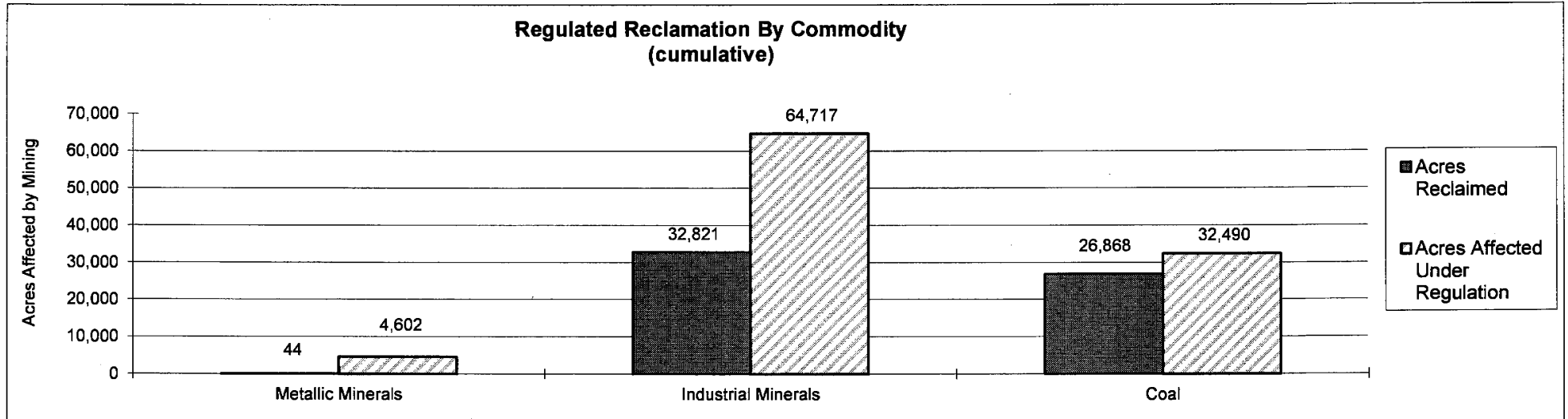
Most of the mined acres were affected prior to regulation. Of these acres about 67,000 were from coal mining and could be reclaimed through the federal Abandoned Mine Lands (AML) program. Coal mined areas are prioritized using the Office of Surface Mining priority ranking which considers health, public safety and environmental impacts of a site.

PROGRAM DESCRIPTION

Department of Natural Resources
DEQ - Land Reclamation Program
Program is found in the following core budget(s): Land Reclamation Program

7a. Provide an effectiveness measure (continued).

Acres of mined land reclaimed since the passage of mining laws (industrial minerals and coal began in 1972; metallic minerals in 1991)



Metallic minerals permits are issued for the life of the operation. Since most of these sites are still operating, a limited amount of reclamation has occurred. About 60% of all industrial minerals and coal acres have already been reclaimed. This chart only shows the acres impacted since the passage of mining laws and reflects the reclamation by type of mining activity.

PROGRAM DESCRIPTION

Department of Natural Resources

DEQ - Land Reclamation Program

Program is found in the following core budget(s): Land Reclamation Program

7a. Provide an effectiveness measure (continued).

Compliance Monitoring Activities

	FY 2011 Actual			FY 2012 Actual			FY 2013 Actual		
	IM	MM	Coal	IM	MM	Coal	IM	MM	Coal
Regulated Facilities	786	11	5	792	11	6	758	11	10
Inspections	412	13	74	577	15	80	462	5	76
Letters of Warning	38	1	0	42	5	0	31	2	0
Notices of Violation	5	0	4	8	0	0	7	0	0
Settlements	0	0	0	0	0	2	1	0	0
Referrals	0	0	0	1	0	0	3	0	0
	FY 2014 Projected			FY 2015 Projected			FY 2016 Projected		
	IM	MM	Coal	IM	MM	Coal	IM	MM	Coal
Regulated Facilities	775	11	7	775	11	7	775	10	8
Inspections	500	22	84	500	15	84	500	15	96
Letters of Warning	40	4	0	40	4	0	40	4	0
Notices of Violation	5	0	0	5	0	0	3	0	0
Settlements	1	0	0	1	0	0	1	0	0
Referrals	4	0	0	4	0	0	4	0	0

IM = Industrial Minerals

MM = Metallic Minerals

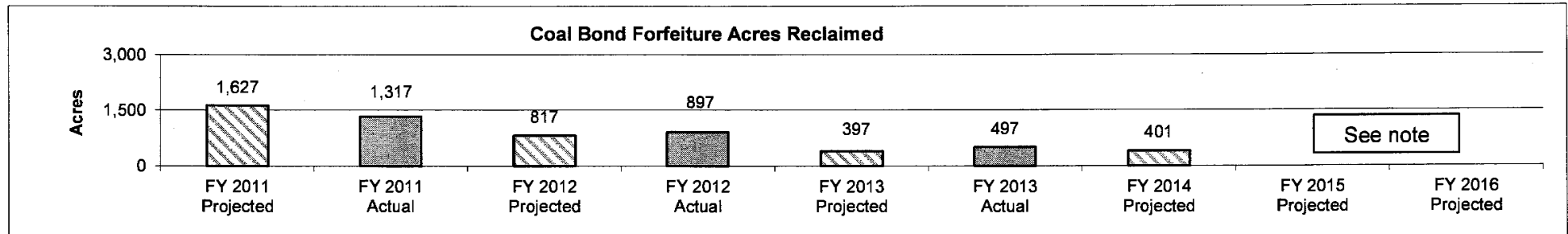

Inspections are done by the Land Reclamation Program. FY 2013 inspections were lower than the previous year due to the program not being fully staffed with certified inspectors; we expect future inspections to level out.

There are no formal letters of warning issued by the Land Reclamation Program. The program follows conference, conciliation and persuasion (CC&P) protocol to obtain compliance. For consistency and ease in comparisons, the department considers CC&Ps to be equivalent to letters of warning in this measure.

PROGRAM DESCRIPTION

Department of Natural Resources
DEQ - Land Reclamation Program
 Program is found in the following core budget(s): Land Reclamation Program

7a. Provide an effectiveness measure (continued).



The program is on an aggressive schedule to reclaim all bond-forfeited coal mine lands by the end of FY 2014.

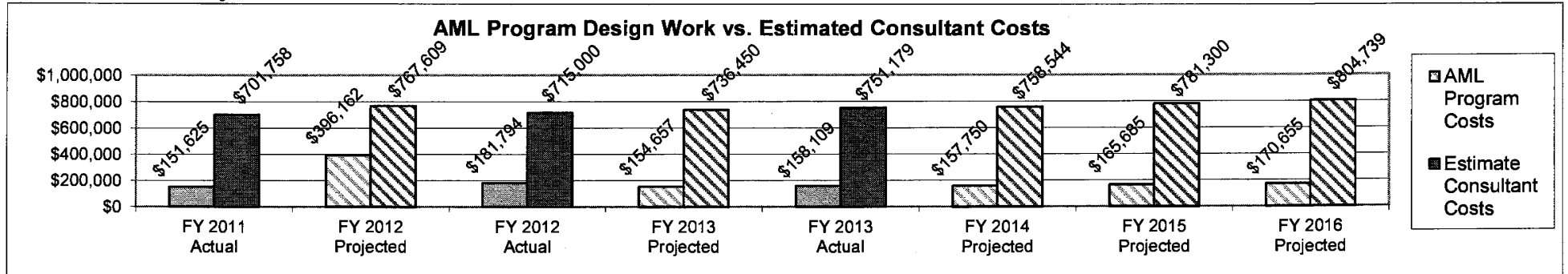
PROGRAM DESCRIPTION

Department of Natural Resources

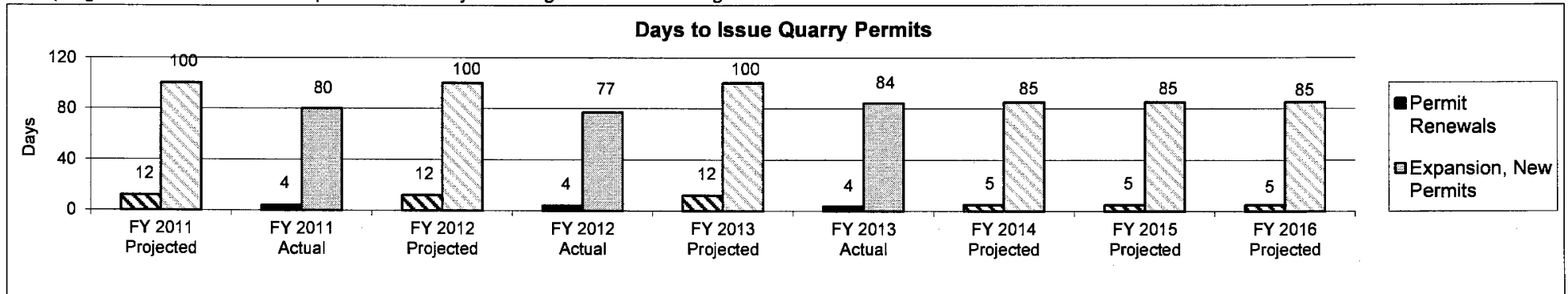
DEQ - Land Reclamation Program

Program is found in the following core budget(s): Land Reclamation Program

7b. Provide an efficiency measure.



The program issues almost 350 permits annually covering about 800 mining sites.



RSMo 444.772 to 444.773 requires a minimum 60 day public comment period for new permits and expansions. If public meetings and hearings are held, substantially more than 60 days are needed to satisfy the law and the rights of those requesting the meetings. Therefore new permits and expansions will always be a lengthy process under this law, and this time frame is beyond the control of the agency. Permit renewals are issued when the operator has filed a complete application.

PROGRAM DESCRIPTION

Department of Natural Resources

DEQ - Land Reclamation Program

Program is found in the following core budget(s): Land Reclamation Program

7c. Provide the number of clients/individuals served (if applicable)

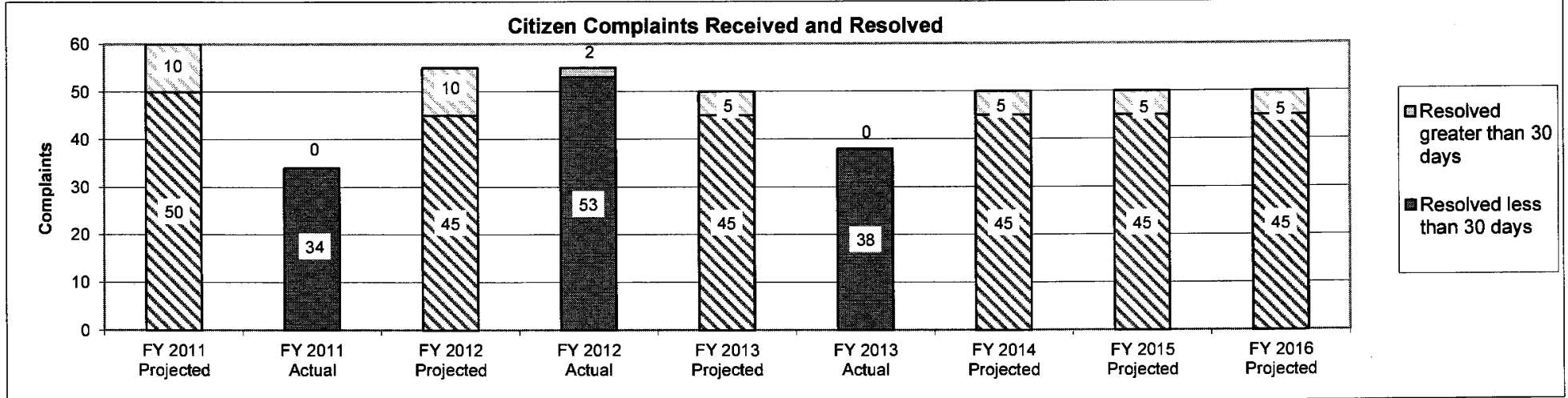
Industrial Minerals (Quarries and Gravel Mines)	
758 Sites @ an estimated 45 people per site	34,110
316 Permits @ 1 company per permit	316
Total Clients Served	34,426

Coal (Active and Bond Forfeiture Sites)	
12 Sites an estimated 45 people per site	540
Total Clients Served	540

Metallic Minerals (Lead Mines)	
The residents of four counties in Southeast Missouri: Iron, Jefferson, Reynolds and Washington.	
Missourians in those four counties	238,829
Companies that hold permits	3
Total Clients Served	238,832

The Industrial Minerals chart reflects estimates of the public protected from the effects of rock mining. When we have public meetings we have from 10 to 80 people present. We conduct about a half dozen meetings per year. There are quarries in every county of the state, some are rural and some are urban in population.

7d. Provide a customer satisfaction measure, if available.



Historically, the program receives between 30 and 55 complaints per year. Most complaints can be resolved quickly, but depending on the complexity of the issue some complaints may take more time to resolve.

Department of Natural Resources

DECISION ITEM SUMMARY

Budget Unit	FY 2013	FY 2013	FY 2014	FY 2014	FY 2015	FY 2015	FY 2015	FY 2015
Decision Item	ACTUAL	ACTUAL	BUDGET	BUDGET	DEPT REQ	DEPT REQ	GOV REC	GOV REC
Budget Object Summary	DOLLAR	FTE	DOLLAR	FTE	DOLLAR	FTE	DOLLAR	FTE
Fund	DOLLAR	FTE	DOLLAR	FTE	DOLLAR	FTE	DOLLAR	FTE
REGIONAL OFFICES								
CORE								
PERSONAL SERVICES								
GENERAL REVENUE	2,139,199	56.35	2,242,261	51.42	2,242,261	51.42	2,242,261	51.42
DEPT NATURAL RESOURCES	3,308,631	77.14	3,004,172	68.02	3,240,172	72.96	3,240,172	72.96
MO AIR EMISSION REDUCTION	0	0.00	0	0.00	181,077	4.00	181,077	4.00
DNR COST ALLOCATION	346,521	10.53	373,263	10.36	373,263	10.36	373,263	10.36
NRP-WATER POLLUTION PERMIT FEE	682,203	15.97	1,093,947	22.53	910,947	20.05	910,947	20.05
SOLID WASTE MGMT-SCRAP TIRE	231,205	5.63	269,880	5.98	233,880	5.16	233,880	5.16
SOLID WASTE MANAGEMENT	325,900	7.50	391,654	9.39	391,654	9.39	391,654	9.39
NRP-AIR POLLUTION ASBESTOS FEE	0	0.00	54,171	1.50	54,171	1.50	54,171	1.50
NRP-AIR POLLUTION PERMIT FEE	618,472	14.30	987,981	24.29	576,904	15.11	576,904	15.11
HAZARDOUS WASTE FUND	167,908	3.93	88,475	2.00	211,475	4.50	211,475	4.50
SAFE DRINKING WATER FUND	698,624	15.49	727,479	16.66	787,479	17.70	787,479	17.70
TOTAL - PS	8,518,663	206.84	9,233,283	212.15	9,203,283	212.15	9,203,283	212.15
EXPENSE & EQUIPMENT								
GENERAL REVENUE	191,954	0.00	197,891	0.00	197,891	0.00	197,891	0.00
DEPT NATURAL RESOURCES	294,193	0.00	514,920	0.00	514,920	0.00	514,920	0.00
MO AIR EMISSION REDUCTION	0	0.00	0	0.00	30,133	0.00	30,133	0.00
NRP-WATER POLLUTION PERMIT FEE	61,920	0.00	183,798	0.00	183,798	0.00	183,798	0.00
SOLID WASTE MGMT-SCRAP TIRE	25,847	0.00	65,191	0.00	55,248	0.00	55,248	0.00
SOLID WASTE MANAGEMENT	44,802	0.00	132,005	0.00	111,815	0.00	111,815	0.00
NRP-AIR POLLUTION PERMIT FEE	81,933	0.00	168,743	0.00	168,743	0.00	168,743	0.00
SOIL AND WATER SALES TAX	8,672	0.00	19,436	0.00	19,436	0.00	19,436	0.00
WATER & WASTEWATER LOAN FUND	0	0.00	1	0.00	1	0.00	1	0.00
HAZARDOUS WASTE FUND	15,093	0.00	16,211	0.00	16,211	0.00	16,211	0.00
SAFE DRINKING WATER FUND	172,630	0.00	221,342	0.00	221,342	0.00	221,342	0.00
TOTAL - EE	897,044	0.00	1,519,538	0.00	1,519,538	0.00	1,519,538	0.00
TOTAL	9,415,707	206.84	10,752,821	212.15	10,722,821	212.15	10,722,821	212.15
Pay Plan FY14-Cost to Continue - 0000014								
PERSONAL SERVICES								
GENERAL REVENUE	0	0.00	0	0.00	12,857	0.00	12,857	0.00
DEPT NATURAL RESOURCES	0	0.00	0	0.00	17,008	0.00	17,008	0.00
DNR COST ALLOCATION	0	0.00	0	0.00	2,591	0.00	2,591	0.00

1/21/14 19:06

im_disummary

Department of Natural Resources

DECISION ITEM SUMMARY

Budget Unit									
Decision Item	FY 2013	FY 2013	FY 2014	FY 2014	FY 2015	FY 2015	FY 2015	FY 2015	FY 2015
Budget Object Summary	ACTUAL	ACTUAL	BUDGET	BUDGET	DEPT REQ	DEPT REQ	GOV REC	GOV REC	GOV REC
Fund	DOLLAR	FTE	DOLLAR	FTE	DOLLAR	FTE	DOLLAR	FTE	DOLLAR
REGIONAL OFFICES									
Pay Plan FY14-Cost to Continue - 0000014									
PERSONAL SERVICES									
NRP-WATER POLLUTION PERMIT FEE	0	0.00	0	0.00	5,634	0.00	5,634	0.00	0.00
SOLID WASTE MGMT-SCRAP TIRE	0	0.00	0	0.00	1,495	0.00	1,495	0.00	0.00
SOLID WASTE MANAGEMENT	0	0.00	0	0.00	2,348	0.00	2,348	0.00	0.00
NRP-AIR POLLUTION ASBESTOS FEE	0	0.00	0	0.00	376	0.00	376	0.00	0.00
NRP-AIR POLLUTION PERMIT FEE	0	0.00	0	0.00	6,074	0.00	6,074	0.00	0.00
HAZARDOUS WASTE FUND	0	0.00	0	0.00	500	0.00	500	0.00	0.00
SAFE DRINKING WATER FUND	0	0.00	0	0.00	4,167	0.00	4,167	0.00	0.00
TOTAL - PS	0	0.00	0	0.00	53,050	0.00	53,050	0.00	0.00
TOTAL	0	0.00	0	0.00	53,050	0.00	53,050	0.00	0.00
Pay Plan FY15-COLA - 0000015									
PERSONAL SERVICES									
GENERAL REVENUE	0	0.00	0	0.00	0	0.00	31,007	0.00	0.00
DEPT NATURAL RESOURCES	0	0.00	0	0.00	0	0.00	44,786	0.00	0.00
MO AIR EMISSION REDUCTION	0	0.00	0	0.00	0	0.00	2,490	0.00	0.00
DNR COST ALLOCATION	0	0.00	0	0.00	0	0.00	5,168	0.00	0.00
NRP-WATER POLLUTION PERMIT FEE	0	0.00	0	0.00	0	0.00	12,602	0.00	0.00
SOLID WASTE MGMT-SCRAP TIRE	0	0.00	0	0.00	0	0.00	3,237	0.00	0.00
SOLID WASTE MANAGEMENT	0	0.00	0	0.00	0	0.00	5,418	0.00	0.00
NRP-AIR POLLUTION ASBESTOS FEE	0	0.00	0	0.00	0	0.00	750	0.00	0.00
NRP-AIR POLLUTION PERMIT FEE	0	0.00	0	0.00	0	0.00	8,016	0.00	0.00
HAZARDOUS WASTE FUND	0	0.00	0	0.00	0	0.00	2,915	0.00	0.00
SAFE DRINKING WATER FUND	0	0.00	0	0.00	0	0.00	10,885	0.00	0.00
TOTAL - PS	0	0.00	0	0.00	0	0.00	127,274	0.00	0.00
TOTAL	0	0.00	0	0.00	0	0.00	127,274	0.00	0.00
GRAND TOTAL	\$9,415,707	206.84	\$10,752,821	212.15	\$10,775,871	212.15	\$10,903,145	212.15	212.15

1/21/14 19:06

im_disummary

CORE DECISION ITEM

Department of Natural Resources	Budget Unit <u>78855C</u>
Division of Environmental Quality	
Regional Offices Operations Core	

1. CORE FINANCIAL SUMMARY

	FY 2015 Budget Request					FY 2015 Governor's Recommendation			
	GR	Federal	Other	Total		GR	Fed	Other	Total
PS	2,242,261	3,240,172	3,720,850	9,203,283	PS	2,242,261	3,240,172	3,720,850	9,203,283
EE	197,891	514,920	806,727	1,519,538	EE	197,891	514,920	806,727	1,519,538
PSD	0	0	0	0	PSD	0	0	0	0
Total	2,440,152	3,755,092	4,527,577	10,722,821	Total	2,440,152	3,755,092	4,527,577	10,722,821
FTE	51.42	72.96	87.77	212.15	FTE	51.42	72.96	87.77	212.15
Est. Fringe	1,051,620	1,519,641	1,745,079	4,316,340	Est. Fringe	1,125,839	1,626,890	1,868,239	4,620,968
<i>Note: Fringes budgeted in House Bill 5 except for certain fringes budgeted directly to MoDOT, Highway Patrol, and Conservation.</i>					<i>Note: Fringes budgeted in House Bill 5 except for certain fringes budgeted directly to MoDOT, Highway Patrol, and Conservation.</i>				

Other Funds: Cost Allocation Fund (0500); Natural Resources Protection Fund - Water Pollution Permit Fee Subaccount (0568); Solid Waste Management Fund – Scrap Tire Subaccount (0569); Solid Waste Management Fund (0570); Natural Resources Protection Fund - Air Pollution Asbestos Fee Subaccount (0584); Natural Resources Protection Fund – Air Pollution Permit Fee Subaccount (0594); Soil and Water Sales Tax Fund (0614); Water and Wastewater Loan Fund (0649); Hazardous Waste Fund (0676); and Safe Drinking Water Fund (0679)

The department requests retention of 25% personal service and expense and equipment flexibility in FY 2015 from the General Revenue Fund.

Core Reallocation: The FY 2015 request includes a core reallocation of \$30,000 Personal Service to the Environmental Services Program.

Note: This core budget is facing fiscal challenges.

2. CORE DESCRIPTION

The Regional Offices are located throughout the state of Missouri and work in partnership with the environmental programs in order to protect the state's air, land and water resources, which are important to the state's citizens and economy. The program provides consistent, efficient delivery of services closest to where Missourians live and work. This is accomplished through timely compliance assistance, inspection, on-site visits to permitted facilities, wastewater and air burn permit issuance, and investigating reported environmental concerns. Regional and satellite offices are located throughout the state to provide better access for compliance and informational purposes.

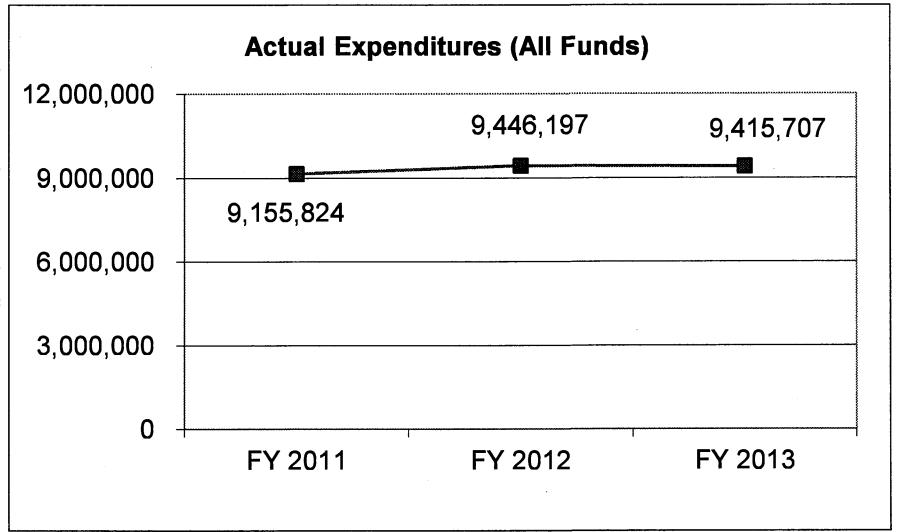
CORE DECISION ITEM

Department of Natural Resources	Budget Unit <u>78855C</u>
Division of Environmental Quality	
Regional Offices Operations Core	

3. PROGRAM LISTING (list programs included in this core funding)
 Regional Offices

4. FINANCIAL HISTORY

	FY 2011 Actual	FY 2012 Actual	FY 2013 Actual	FY 2014 Current Yr.
Appropriation (All Funds)	11,191,228	11,341,379	11,077,988	10,752,821
Less Reverted (All Funds)	(88,498)	(72,373)	(35,467)	N/A
Budget Authority (All Funds)	11,102,730	11,269,006	11,042,521	N/A
Actual Expenditures (All Funds)	9,155,824	9,446,197	9,415,707	N/A
Unexpended (All Funds)	1,946,906	1,822,809	1,626,814	N/A
Unexpended, by Fund:				
General Revenue	1,918	0	243	N/A
Federal	316,530	350,586	406,647	N/A
Other	1,628,458	1,472,223	1,219,924	N/A



Reverted includes Governor's standard 3 percent reserve (when applicable) and any expenditure restrictions. Actual expenditures for all fiscal years are as of June 30 and do not include lapse period activities. Unexpended by Fund for FY 2013 reflects lapse period corrections.

NOTES:

CORE RECONCILIATION DETAIL

**DEPARTMENT OF NATURAL RESOURCES
REGIONAL OFFICES**

5. CORE RECONCILIATION DETAIL

			Budget Class	FTE	GR	Federal	Other	Total	Explanation
TAFP AFTER VETOES									
			PS	212.15	2,242,261	3,004,172	3,986,850	9,233,283	
			EE	0.00	197,891	514,920	806,727	1,519,538	
			Total	212.15	2,440,152	3,519,092	4,793,577	10,752,821	
DEPARTMENT CORE ADJUSTMENTS									
Core Reallocation	1730 5341		PS	4.94	0	236,000	0	236,000	Core reallocations will more closely align the budget with planned spending.
Core Reallocation	1730 5343		PS	(0.82)	0	0	(36,000)	(36,000)	Core reallocations will more closely align the budget with planned spending.
Core Reallocation	1730 5348		PS	1.04	0	0	60,000	60,000	Core reallocations will more closely align the budget with planned spending.
Core Reallocation	1730 5342		PS	(2.48)	0	0	(183,000)	(183,000)	Core reallocations will more closely align the budget with planned spending.
Core Reallocation	1730 7790		PS	2.50	0	0	123,000	123,000	Core reallocations will more closely align the budget with planned spending.
Core Reallocation	1730 8858		PS	4.00	0	0	181,077	181,077	Core reallocations will more closely align the budget with planned spending.
Core Reallocation	1730 5346		PS	(9.18)	0	0	(381,077)	(381,077)	Core reallocations will more closely align the budget with planned spending.

CORE RECONCILIATION DETAIL

**DEPARTMENT OF NATURAL RESOURCES
REGIONAL OFFICES**

5. CORE RECONCILIATION DETAIL

		Budget Class	FTE	GR	Federal	Other	Total	Explanation
DEPARTMENT CORE ADJUSTMENTS								
Core Reallocation	1734 8863	EE	0.00	0	0	30,133	30,133	Core reallocations will more closely align the budget with planned spending.
Core Reallocation	1734 5353	EE	0.00	0	0	(20,190)	(20,190)	Core reallocations will more closely align the budget with planned spending.
Core Reallocation	1734 5352	EE	0.00	0	0	(9,943)	(9,943)	Core reallocations will more closely align the budget with planned spending.
Core Reallocation	1822 5346	PS	0.00	0	0	(30,000)	(30,000)	Core reallocations from Regional Offices to Environmental Services Program related to Air monitoring efforts.
NET DEPARTMENT CHANGES			0.00	0	236,000	(266,000)	(30,000)	
DEPARTMENT CORE REQUEST								
		PS	212.15	2,242,261	3,240,172	3,720,850	9,203,283	
		EE	0.00	197,891	514,920	806,727	1,519,538	
		Total	212.15	2,440,152	3,755,092	4,527,577	10,722,821	
GOVERNOR'S RECOMMENDED CORE								
		PS	212.15	2,242,261	3,240,172	3,720,850	9,203,283	
		EE	0.00	197,891	514,920	806,727	1,519,538	
		Total	212.15	2,440,152	3,755,092	4,527,577	10,722,821	

FLEXIBILITY REQUEST FORM

BUDGET UNIT NUMBER: 78855C	DEPARTMENT: NATURAL RESOURCES
BUDGET UNIT NAME: REGIONAL OFFICES	DIVISION: ENVIRONMENTAL QUALITY

1. Provide the amount by fund of personal service flexibility and the amount by fund of expense and equipment flexibility you are requesting in dollar and percentage terms and explain why the flexibility is needed. If flexibility is being requested among divisions, provide the amount by fund of flexibility you are requesting in dollar and percentage terms and explain why the flexibility is needed.

GOVERNOR'S RECOMMENDATION

The Regional Offices will continue to focus on improving environmental compliance by providing more services closer to the people we serve. PS and E&E flexibility will help to ensure responsiveness and effectiveness of the program. Additionally, environmental emergencies or other unanticipated needs may arise. The Regional Offices are requesting 25% GR flexibility on both PS and E&E.

2. Estimate how much flexibility will be used for the budget year. How much flexibility was used in the Prior Year Budget and the Current Year Budget? Please specify the amount.

PRIOR YEAR ACTUAL AMOUNT OF FLEXIBILITY USED	CURRENT YEAR ESTIMATED AMOUNT OF FLEXIBILITY THAT WILL BE USED	BUDGET REQUEST - GOVERNOR'S REC ESTIMATED AMOUNT OF FLEXIBILITY THAT WILL BE USED
\$0 General Revenue PS \$0 General Revenue E&E Flexibility is needed in the event of an environmental emergency that may affect public healthy or safety.	The planned flexibility usage is difficult to estimate at this time. Flexibility is needed in the event of an environmental emergency that may affect public health or safety. FY 2014 Flex Request (25% of GR PS) \$560,565 FY 2014 Flex Request (25% of GR EE) \$49,473	The planned flexibility usage is difficult to estimate at this time. Flexibility is needed in the event of an environmental emergency that may affect public health or safety. FY 2015 Flex Request (25% of GR PS) \$560,565 FY 2015 Flex Request (25% of GR EE) \$49,473

3. Please explain how flexibility was used in the prior and/or current years.

PRIOR YEAR EXPLAIN ACTUAL USE	CURRENT YEAR EXPLAIN PLANNED USE
No flexibility was used in FY 2013.	Flexibility will be used for unanticipated needs such as environmental emergencies or situations that may require an extraordinary response.

Department of Natural Resources

DECISION ITEM DETAIL

Budget Unit	FY 2013	FY 2013	FY 2014	FY 2014	FY 2015	FY 2015	FY 2015	FY 2015
Decision Item	ACTUAL	ACTUAL	BUDGET	BUDGET	DEPT REQ	DEPT REQ	GOV REC	GOV REC
Budget Object Class	DOLLAR	FTE	DOLLAR	FTE	DOLLAR	FTE	DOLLAR	FTE
REGIONAL OFFICES								
CORE								
ADMIN OFFICE SUPPORT ASSISTANT	3,186	0.12	0	0.00	0	0.00	0	0.00
OFFICE SUPPORT ASST (KEYBRD)	183,906	8.09	208,775	9.00	209,574	9.00	209,574	9.00
SR OFC SUPPORT ASST (KEYBRD)	355,827	13.91	381,109	14.60	384,320	14.80	384,320	14.80
EXECUTIVE I	527	0.02	0	0.00	0	0.00	0	0.00
EXECUTIVE II	176,538	5.00	178,094	5.00	177,950	5.00	177,950	5.00
PLANNER III	1,064	0.02	0	0.00	0	0.00	0	0.00
CHEMIST III	2,110	0.05	0	0.00	0	0.00	0	0.00
CHEMIST IV	209	0.00	0	0.00	0	0.00	0	0.00
ENVIRONMENTAL SPEC I	143,471	4.83	0	0.00	0	0.00	0	0.00
ENVIRONMENTAL SPEC II	401,655	11.40	0	0.00	0	0.00	0	0.00
ENVIRONMENTAL SPEC III	3,289,597	80.69	4,167,479	98.55	4,133,903	98.55	4,133,903	98.55
ENVIRONMENTAL SPEC IV	1,264,196	26.56	1,296,818	27.00	1,481,607	28.85	1,481,607	28.85
ENVIRONMENTAL ENGR I	2,046	0.05	0	0.00	0	0.00	0	0.00
ENVIRONMENTAL ENGR II	855,896	17.68	958,863	18.95	958,863	18.95	958,863	18.95
ENVIRONMENTAL ENGR III	438,851	7.79	509,500	8.05	393,874	7.00	393,874	7.00
ENVIRONMENTAL ENGR IV	68,368	1.00	130,559	2.00	68,674	1.00	68,674	1.00
WATER SPEC I	33,553	1.02	0	0.00	0	0.00	0	0.00
WATER SPEC III	330,855	8.42	443,100	10.00	437,030	10.00	437,030	10.00
TECHNICAL ASSISTANT II	177,850	6.54	194,709	7.00	195,850	7.00	195,850	7.00
HYDROLOGIST II	663	0.02	0	0.00	0	0.00	0	0.00
ENVIRONMENTAL MGR B1	155,848	2.76	170,849	3.00	168,443	3.00	168,443	3.00
ENVIRONMENTAL MGR B2	231,809	4.04	231,345	4.00	231,155	4.00	231,155	4.00
ENVIRONMENTAL MGR B3	327,447	4.58	362,083	5.00	362,040	5.00	362,040	5.00
DESIGNATED PRINCIPAL ASST DIV	2,999	0.06	0	0.00	0	0.00	0	0.00
STAFF DIRECTOR	337	0.00	0	0.00	0	0.00	0	0.00
OFFICE WORKER MISCELLANEOUS	9,423	0.34	0	0.00	0	0.00	0	0.00
MISCELLANEOUS TECHNICAL	54,455	1.66	0	0.00	0	0.00	0	0.00
MISCELLANEOUS PROFESSIONAL	4,414	0.15	0	0.00	0	0.00	0	0.00
SEASONAL AIDE	1,563	0.04	0	0.00	0	0.00	0	0.00
TOTAL - PS	8,518,663	206.84	9,233,283	212.15	9,203,283	212.15	9,203,283	212.15
TRAVEL, IN-STATE	297,908	0.00	345,029	0.00	345,029	0.00	345,029	0.00
TRAVEL, OUT-OF-STATE	1,271	0.00	12,508	0.00	12,096	0.00	12,096	0.00

Department of Natural Resources

DECISION ITEM DETAIL

Budget Unit	FY 2013	FY 2013	FY 2014	FY 2014	FY 2015	FY 2015	FY 2015	FY 2015
Decision Item	ACTUAL	ACTUAL	BUDGET	BUDGET	DEPT REQ	DEPT REQ	GOV REC	GOV REC
Budget Object Class	DOLLAR	FTE	DOLLAR	FTE	DOLLAR	FTE	DOLLAR	FTE
REGIONAL OFFICES								
CORE								
FUEL & UTILITIES	5,447	0.00	36,119	0.00	36,729	0.00	36,729	0.00
SUPPLIES	282,428	0.00	396,694	0.00	402,697	0.00	402,697	0.00
PROFESSIONAL DEVELOPMENT	49,480	0.00	68,774	0.00	75,082	0.00	75,082	0.00
COMMUNICATION SERV & SUPP	104,438	0.00	281,958	0.00	273,445	0.00	273,445	0.00
PROFESSIONAL SERVICES	32,689	0.00	123,192	0.00	123,253	0.00	123,253	0.00
HOUSEKEEPING & JANITORIAL SERV	1,202	0.00	10,940	0.00	8,101	0.00	8,101	0.00
M&R SERVICES	70,061	0.00	112,000	0.00	112,001	0.00	112,001	0.00
MOTORIZED EQUIPMENT	0	0.00	17,314	0.00	4	0.00	4	0.00
OFFICE EQUIPMENT	25,497	0.00	51,230	0.00	55,328	0.00	55,328	0.00
OTHER EQUIPMENT	10,964	0.00	42,957	0.00	44,533	0.00	44,533	0.00
BUILDING LEASE PAYMENTS	1,450	0.00	1,525	0.00	1,525	0.00	1,525	0.00
EQUIPMENT RENTALS & LEASES	7,439	0.00	9,453	0.00	15,556	0.00	15,556	0.00
MISCELLANEOUS EXPENSES	6,770	0.00	9,845	0.00	14,159	0.00	14,159	0.00
TOTAL - EE	897,044	0.00	1,519,538	0.00	1,519,538	0.00	1,519,538	0.00
GRAND TOTAL	\$9,415,707	206.84	\$10,752,821	212.15	\$10,722,821	212.15	\$10,722,821	212.15
GENERAL REVENUE	\$2,331,153	56.35	\$2,440,152	51.42	\$2,440,152	51.42	\$2,440,152	51.42
FEDERAL FUNDS	\$3,602,824	77.14	\$3,519,092	68.02	\$3,755,092	72.96	\$3,755,092	72.96
OTHER FUNDS	\$3,481,730	73.35	\$4,793,577	92.71	\$4,527,577	87.77	\$4,527,577	87.77

PROGRAM DESCRIPTION

Department of Natural Resources

DEQ - Regional Offices

Program is found in the following core budget(s): Regional Offices

1. What does this program do?

The Regional Offices consist of five offices (St. Louis Regional Office, Kansas City Regional Office, Northeast Regional Office, Southeast Regional Office, and Southwest Regional Office) and 13 satellite offices. The Regional Offices represent the department and provide interaction with regulated facilities and citizens at the local level. Staff of the Regional Offices conduct environmental inspections, investigate citizen concerns, provide technical assistance, issue water pollution and open burning permits, and are responsive to inquiries and requests for assistance from multiple sources including the public, legislators, other department entities, various federal and state agencies, various media outlets, and other DNR staff.

2. What is the authorization for this program, i.e., federal or state statute, etc.? (Include the federal program number, if applicable.)

Federal Clean Water Act as amended
Federal Safe Drinking Water Act as amended
Federal Clean Air Act, with amendments, 1990
Federal Comprehensive Environmental Response,
Compensation, and Liability Act of 1980, as amended, Public Law 96-510
Federal Superfund Amendments and Reauthorization Act of 1986, Public Law 99-499
Federal Resource Conservation and Recovery Act of 1976; as amended, Public Law 94-580
Federal Solid Waste Disposal Act of 1976, as amended
RSMo 640.040 Cleanup of Controlled Substance
RSMo 260.500 through 260.552 Hazardous Substance Emergency Response

Also see program authorization in the core operating budgets for the Division of Environmental Quality's Water Protection Program, Air Pollution Control Program, Hazardous Waste Program, and Solid Waste Management Program.

3. Are there federal matching requirements? If yes, please explain.

Performance Partnership Grant	Match varies by component
Drinking Water State Revolving Fund	20% State
Clean Water State Revolving Fund	20% State

4. Is this a federally mandated program? If yes, please explain.

The Regional Offices provide support to implement the Clean Water Act; the Safe Drinking Water Act; the Clean Air Act; the Resource Conservation and Recovery Act; the Comprehensive Environmental Response, Compensation, and Liability Act; and the Superfund Amendments and Reauthorization Act.

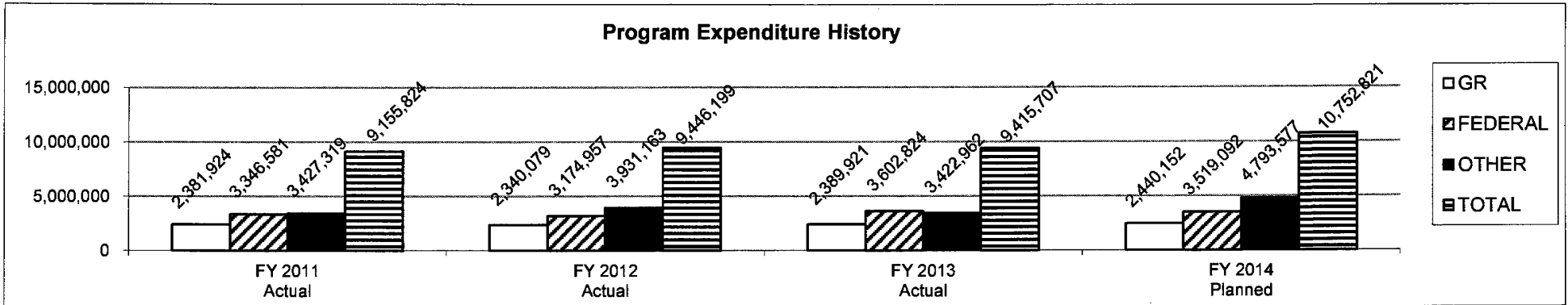
PROGRAM DESCRIPTION

Department of Natural Resources

DEQ - Regional Offices

Program is found in the following core budget(s): Regional Offices

5. Provide actual expenditures for the prior three fiscal years and planned expenditures for the current fiscal year.

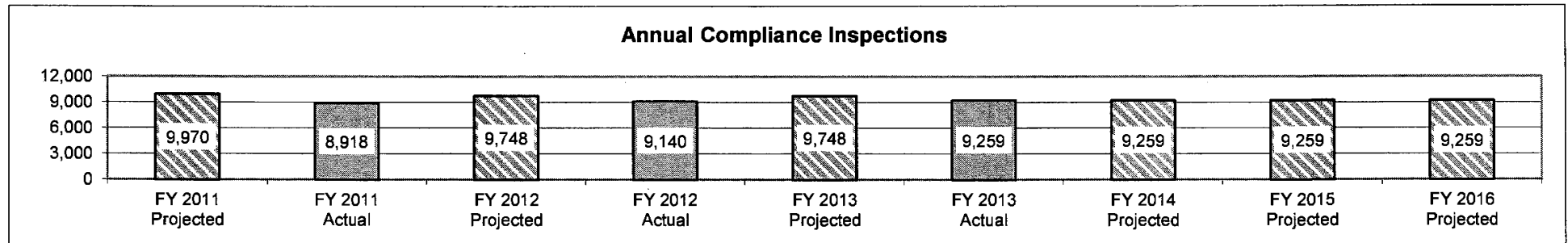


Notes: FY 2013 Actual data includes lapse period corrections. FY 2014 Planned is shown at full appropriation.

6. What are the sources of the "Other " funds?

Cost Allocation Fund (0500); Natural Resources Protection Fund - Damages Subaccount (0555); Natural Resources Protection Fund - Water Pollution Permit Fee Subaccount (0568); Solid Waste Management Fund - Scrap Tire Subaccount (0569); Solid Waste Management Fund (0570); Natural Resources Protection Fund - Air Pollution Asbestos Fee Subaccount (0584); Natural Resources Protection Fund - Air Pollution Permit Fee Subaccount (0594); Soil and Water Sales Tax Fund (0614); Water and Wastewater Loan Fund (0649); Environmental Radiation Monitoring Fund (0656); Hazardous Waste Fund (0676); and Safe Drinking Water Fund (0679).

7a. Provide an effectiveness measure.



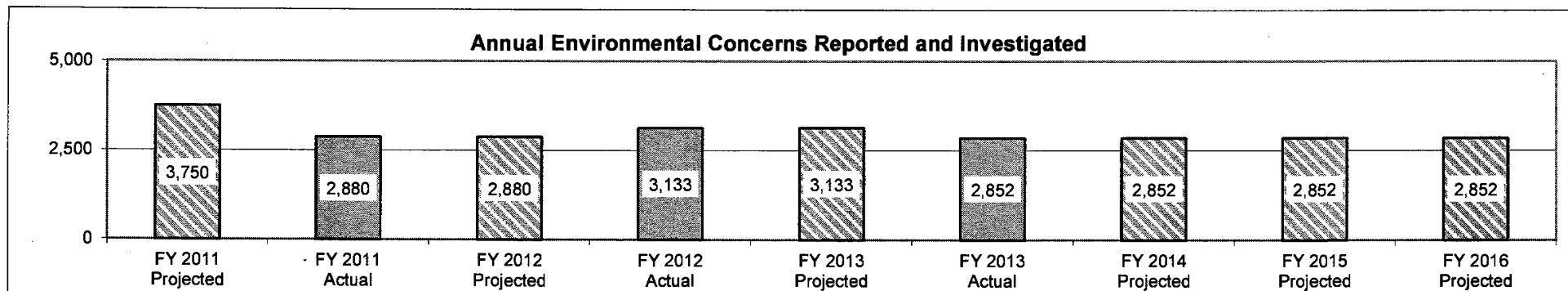
PROGRAM DESCRIPTION

Department of Natural Resources

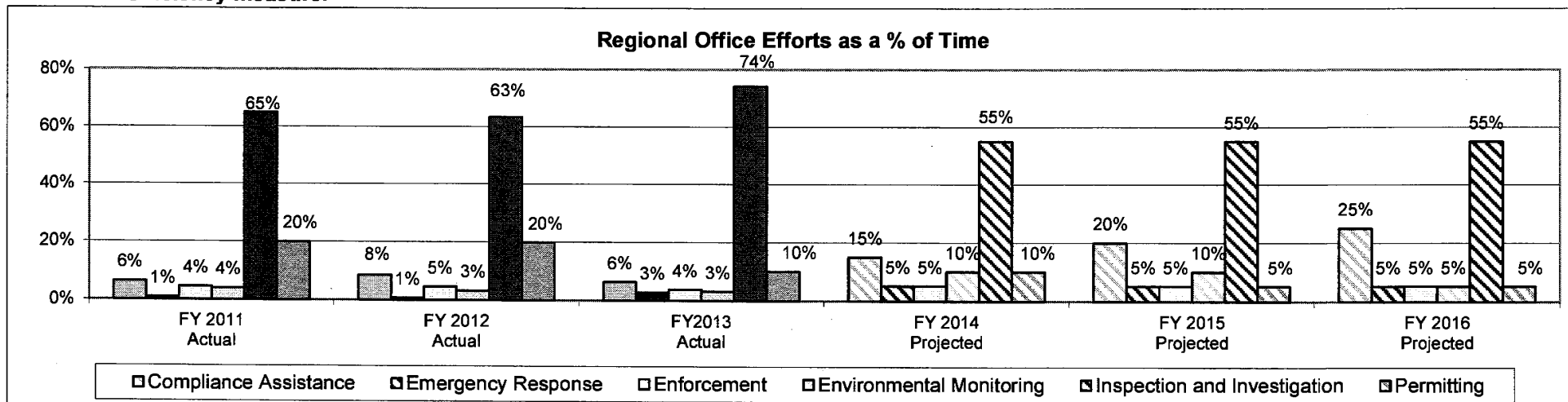
DEQ - Regional Offices

Program is found in the following core budget(s): Regional Offices

7a. Provide an effectiveness measure (continued).



7b. Provide an efficiency measure.



PROGRAM DESCRIPTION

Department of Natural Resources

DEQ - Regional Offices

Program is found in the following core budget(s): Regional Offices

7c. Provide the number of clients/individuals served, if applicable (continued).

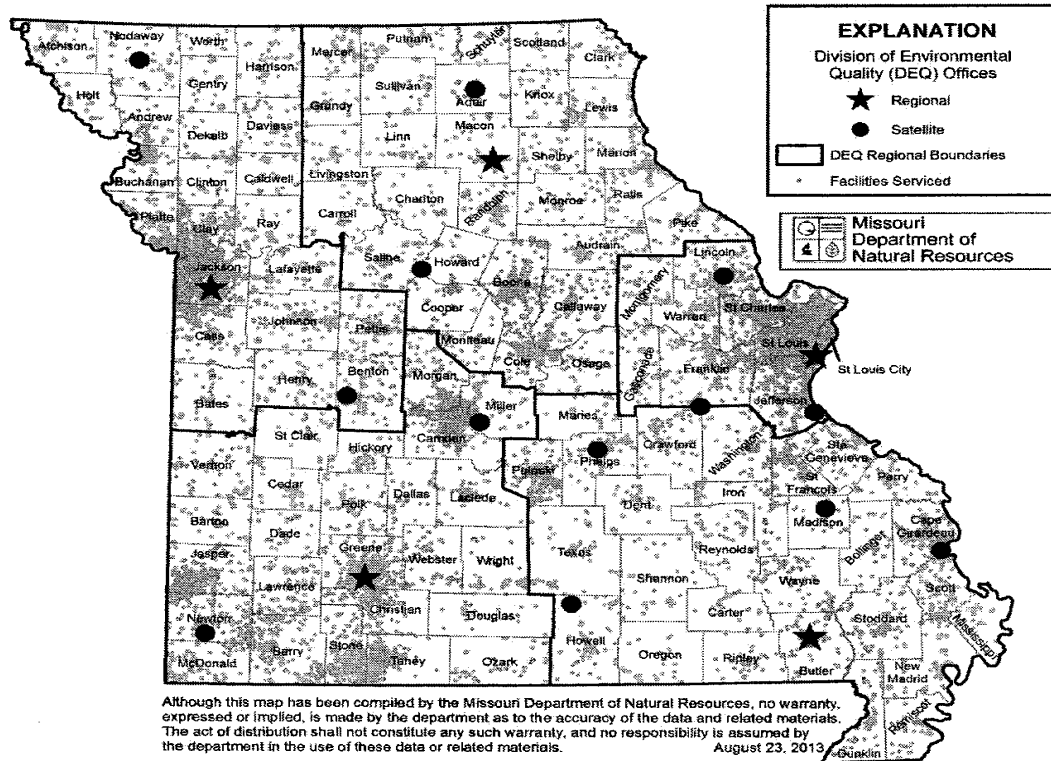
Location of Permitted Facilities Shown in Relation to Regional and Satellite Offices

Kansas City Regional Office

- Lees Summit
- > Northwest Missouri Satellite Office
- Maryville
- > Truman Lake Satellite Office
- Warsaw

Southwest Regional Office

- Springfield
- > Lake of the Ozarks Satellite Office
- Osage Beach
- > Newton County Satellite Office
- Neosho



Northeast Regional Office

- Macon
- > Kirksville Satellite Office
- > Arrow Rock Satellite Office

St. Louis Regional Office

- > Franklin County Satellite Office
- Sullivan
- > Jefferson County Satellite Office
- Festus
- > Lincoln County Satellite Office
- Troy

Southeast Regional Office

- Poplar Bluff
- > Rolla Satellite Office
- > Howell County Satellite Office
- Willow Springs
- > Madison County Satellite Office
- Fredericktown
- > Cape Girardeau County Satellite Office

Although this map has been compiled by the Missouri Department of Natural Resources, no warranty, expressed or implied, is made by the department as to the accuracy of the data and related materials. The act of distribution shall not constitute any such warranty, and no responsibility is assumed by the department in the use of these data or related materials.

August 23, 2013

7d. Provide a customer satisfaction measure, if available.

Not available

This page was intentionally left blank.

Department of Natural Resources

DECISION ITEM SUMMARY

Budget Unit									
Decision Item	FY 2013	FY 2013	FY 2014	FY 2014	FY 2015	FY 2015	FY 2015	FY 2015	FY 2015
Budget Object Summary	ACTUAL	ACTUAL	BUDGET	BUDGET	DEPT REQ	DEPT REQ	GOV REC	GOV REC	GOV REC
Fund	DOLLAR	FTE	DOLLAR	FTE	DOLLAR	FTE	DOLLAR	FTE	DOLLAR
ENVIRONMENTAL SERVICES PRGM									
CORE									
PERSONAL SERVICES									
GENERAL REVENUE	1,071,643	23.73	1,119,787	23.00	1,119,787	23.00	1,119,787	23.00	1,119,787
DEPT NATURAL RESOURCES	1,571,361	38.19	1,556,233	36.65	1,516,233	35.65	1,516,233	35.65	1,516,233
NATURAL RESOURCES PROTECTION	38,697	0.90	84,335	1.80	59,335	1.30	59,335	1.30	59,335
NRP-WATER POLLUTION PERMIT FEE	141,563	3.62	224,502	4.73	217,502	4.58	217,502	4.58	217,502
SOLID WASTE MANAGEMENT	48,007	1.17	47,003	1.07	47,003	1.07	47,003	1.07	47,003
NRP-AIR POLLUTION PERMIT FEE	334,031	7.78	531,356	9.98	661,356	12.08	661,356	12.08	661,356
ENVIRONMENTAL RADIATION MONITR	7,636	0.16	5,125	0.10	12,125	0.25	12,125	0.25	12,125
HAZARDOUS WASTE FUND	79,394	1.82	102,565	1.98	67,565	1.38	67,565	1.38	67,565
SAFE DRINKING WATER FUND	506,619	13.09	569,360	13.69	569,360	13.69	569,360	13.69	569,360
TOTAL - PS	3,798,951	90.46	4,240,266	93.00	4,270,266	93.00	4,270,266	93.00	4,270,266
EXPENSE & EQUIPMENT									
GENERAL REVENUE	317,949	0.00	317,949	0.00	317,949	0.00	317,949	0.00	317,949
DEPT NATURAL RESOURCES	1,136,729	0.00	939,797	0.00	864,797	0.00	864,797	0.00	864,797
NATURAL RESOURCES PROTECTION	52,343	0.00	58,869	0.00	58,869	0.00	58,869	0.00	58,869
SOLID WASTE MANAGEMENT	7,840	0.00	10,108	0.00	10,108	0.00	10,108	0.00	10,108
NRP-AIR POLLUTION PERMIT FEE	106,466	0.00	182,879	0.00	257,879	0.00	257,879	0.00	257,879
ENVIRONMENTAL RADIATION MONITR	4,992	0.00	19,920	0.00	19,920	0.00	19,920	0.00	19,920
HAZARDOUS WASTE FUND	20,176	0.00	25,621	0.00	25,621	0.00	25,621	0.00	25,621
TOTAL - EE	1,646,495	0.00	1,555,143	0.00	1,555,143	0.00	1,555,143	0.00	1,555,143
TOTAL	5,445,446	90.46	5,795,409	93.00	5,825,409	93.00	5,825,409	93.00	5,825,409
Pay Plan FY14-Cost to Continue - 0000014									
PERSONAL SERVICES									
GENERAL REVENUE	0	0.00	0	0.00	5,751	0.00	5,751	0.00	5,751
DEPT NATURAL RESOURCES	0	0.00	0	0.00	9,164	0.00	9,164	0.00	9,164
NATURAL RESOURCES PROTECTION	0	0.00	0	0.00	450	0.00	450	0.00	450
NRP-WATER POLLUTION PERMIT FEE	0	0.00	0	0.00	1,185	0.00	1,185	0.00	1,185
SOLID WASTE MANAGEMENT	0	0.00	0	0.00	270	0.00	270	0.00	270
NRP-AIR POLLUTION PERMIT FEE	0	0.00	0	0.00	2,497	0.00	2,497	0.00	2,497
ENVIRONMENTAL RADIATION MONITR	0	0.00	0	0.00	25	0.00	25	0.00	25
HAZARDOUS WASTE FUND	0	0.00	0	0.00	496	0.00	496	0.00	496

1/21/14 19:06

im_disummary

Department of Natural Resources

DECISION ITEM SUMMARY

Budget Unit	FY 2013	FY 2013	FY 2014	FY 2014	FY 2015	FY 2015	FY 2015	FY 2015
Decision Item	ACTUAL	ACTUAL	BUDGET	BUDGET	DEPT REQ	DEPT REQ	GOV REC	GOV REC
Budget Object Summary	DOLLAR	FTE	DOLLAR	FTE	DOLLAR	FTE	DOLLAR	FTE
Fund								
ENVIRONMENTAL SERVICES PRGM								
Pay Plan FY14-Cost to Continue - 0000014								
PERSONAL SERVICES								
SAFE DRINKING WATER FUND	0	0.00	0	0.00	3,424	0.00	3,424	0.00
TOTAL - PS	0	0.00	0	0.00	23,262	0.00	23,262	0.00
TOTAL	0	0.00	0	0.00	23,262	0.00	23,262	0.00
Pay Plan FY15-COLA - 0000015								
PERSONAL SERVICES								
GENERAL REVENUE	0	0.00	0	0.00	0	0.00	15,477	0.00
DEPT NATURAL RESOURCES	0	0.00	0	0.00	0	0.00	20,975	0.00
NATURAL RESOURCES PROTECTION	0	0.00	0	0.00	0	0.00	822	0.00
NRP-WATER POLLUTION PERMIT FEE	0	0.00	0	0.00	0	0.00	3,007	0.00
SOLID WASTE MANAGEMENT	0	0.00	0	0.00	0	0.00	650	0.00
NRP-AIR POLLUTION PERMIT FEE	0	0.00	0	0.00	0	0.00	9,128	0.00
ENVIRONMENTAL RADIATION MONITR	0	0.00	0	0.00	0	0.00	167	0.00
HAZARDOUS WASTE FUND	0	0.00	0	0.00	0	0.00	936	0.00
SAFE DRINKING WATER FUND	0	0.00	0	0.00	0	0.00	7,875	0.00
TOTAL - PS	0	0.00	0	0.00	0	0.00	59,037	0.00
TOTAL	0	0.00	0	0.00	0	0.00	59,037	0.00
Drug Lab Emerg Responder Trng - 1780004								
EXPENSE & EQUIPMENT								
GENERAL REVENUE	0	0.00	0	0.00	75,000	0.00	0	0.00
TOTAL - EE	0	0.00	0	0.00	75,000	0.00	0	0.00
TOTAL	0	0.00	0	0.00	75,000	0.00	0	0.00
GRAND TOTAL	\$5,445,446	90.46	\$5,795,409	93.00	\$5,923,671	93.00	\$5,907,708	93.00

Department of Natural Resources

DECISION ITEM SUMMARY

Budget Unit								
Decision Item	FY 2013	FY 2013	FY 2014	FY 2014	FY 2015	FY 2015	FY 2015	FY 2015
Budget Object Summary	ACTUAL	ACTUAL	BUDGET	BUDGET	DEPT REQ	DEPT REQ	GOV REC	GOV REC
Fund	DOLLAR	FTE	DOLLAR	FTE	DOLLAR	FTE	DOLLAR	FTE
HAZARD SUB & EMERGENCY RESPONSE								
CORE								
EXPENSE & EQUIPMENT								
DEPT NATURAL RESOURCES	91,650	0.00	200,000	0.00	200,000	0.00	200,000	0.00
HAZARDOUS WASTE FUND	30,919	0.00	150,000	0.00	150,000	0.00	150,000	0.00
TOTAL - EE	122,569	0.00	350,000	0.00	350,000	0.00	350,000	0.00
PROGRAM-SPECIFIC								
NRP-WATER POLLUTION PERMIT FEE	5,027,438	0.00	0	0.00	0	0.00	0	0.00
TOTAL - PD	5,027,438	0.00	0	0.00	0	0.00	0	0.00
TOTAL	5,150,007	0.00	350,000	0.00	350,000	0.00	350,000	0.00
GRAND TOTAL	\$5,150,007	0.00	\$350,000	0.00	\$350,000	0.00	\$350,000	0.00

CORE DECISION ITEM

Department of Natural Resources	Budget Unit 78885C, 79475C
Division of Environmental Quality	
Environmental Services Program Core	

1. CORE FINANCIAL SUMMARY

	FY 2015 Budget Request					FY 2015 Governor's Recommendation			
	GR	Federal	Other	Total		GR	Fed	Other	Total
PS	1,119,787	1,516,233	1,634,246	4,270,266	PS	1,119,787	1,516,233	1,634,246	4,270,266
EE	317,949	1,064,797	522,397	1,905,143	EE	317,949	1,064,797	522,397	1,905,143 E
PSD	0	0	0	0	PSD	0	0	0	0
Total	1,437,736	2,581,030	2,156,643	6,175,409	Total	1,437,736	2,581,030	2,156,643	6,175,409
FTE	23.00	35.65	34.35	93.00	FTE	23.00	35.65	34.35	93.00
Est. Fringe	525,180	711,113	766,461	2,002,755	Est. Fringe	562,245	761,301	820,555	2,144,101
<i>Note: Fringes budgeted in House Bill 5 except for certain fringes budgeted directly to MoDOT, Highway Patrol, and Conservation.</i>					<i>Note: Fringes budgeted in House Bill 5 except for certain fringes budgeted directly to MoDOT, Highway Patrol, and Conservation.</i>				

Other Funds: Natural Resources Protection Fund - Damages Subaccount (0555); Natural Resources Protection Fund - Water Pollution Permit Fee Subaccount (0568); Solid Waste Management Fund (0570); Natural Resources Protection Fund – Air Pollution Permit Fee Subaccount (0594); Environmental Radiation Monitoring Fund (0656); Hazardous Waste Fund (0676); and Safe Drinking Water Fund (0679).

The department requests retention of 25% personal service and expense and equipment flexibility in FY 2015 from the General Revenue Fund.

Core Reallocation: The FY 2015 request includes a core reallocation of \$30,000 Personal Service from the Regional Offices.

The FY 2015 Governor's Recommendation includes restoration of the estimated appropriations for the Environmental Emergency Response System pass through appropriations.

Note: This core budget is facing fiscal challenges.

2. CORE DESCRIPTION

The Environmental Services Program (ESP) provides field support and monitoring functions throughout Missouri. ESP is home to the state's environmental laboratory. The laboratory is accredited by the U.S. Environmental Protection Agency (EPA) and performs chemical analysis of public drinking water supplies throughout the state. The lab also analyzes air, water, and soil samples. ESP is also home to the Environmental Emergency Response Section which maintains a 24 hour/day, 7 day/week support and response capability that encompasses hazardous substance releases, radiological incidents, homeland security events, weapons of mass destruction, and natural disasters. Local fire departments, haz mat teams, law enforcement, and first responders throughout Missouri rely upon these services. This section also provides support and economical disposal options to law enforcement dealing with hazardous wastes as a result of clandestine drug lab seizures (predominately methamphetamine (meth) related). In addition, ESP has sections specializing in field monitoring of air and water quality.

CORE DECISION ITEM

Department of Natural Resources

Budget Unit 78885C, 79475C

Division of Environmental Quality

Environmental Services Program Core

2. CORE DESCRIPTION (continued)

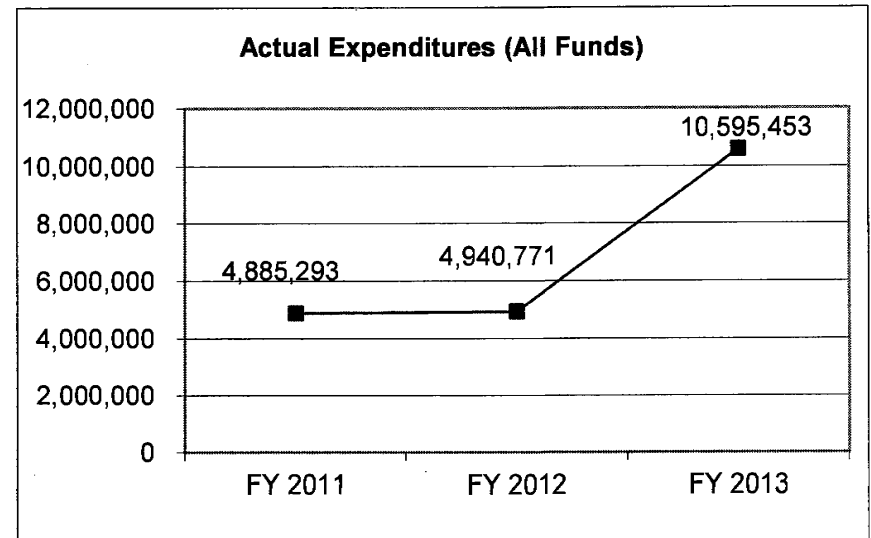
Hazardous Substances Analysis & Emergency Response: The department coordinates state, federal and local efforts during an environmental emergency, including the coordination of controlled substance cleanup, and ensures that the emergency is brought to a safe and environmentally sound conclusion. In FY 2013, over 2,400 hazardous substance spills, leaks and other chemical-related incidents were reported through the emergency response system. Many of these incidents required an on-scene response to assess the situation, provide technical assistance to on-site responders and ensure that the hazardous substance release was properly cleaned up.

3. PROGRAM LISTING (list programs included in this core funding)

Environmental Services Program

4. FINANCIAL HISTORY

	FY 2011 Actual	FY 2012 Actual	FY 2013 Actual	FY 2014 Current Yr.
Appropriation (All Funds)	6,356,796	6,333,746	11,735,788	6,145,409
Less Reverted (All Funds)	(28,974)	(42,477)	(41,432)	N/A
Budget Authority (All Funds)	6,327,822	6,291,269	11,694,356	N/A
Actual Expenditures (All Funds)	4,885,293	4,940,771	10,595,453	N/A
Unexpended (All Funds)	1,442,529	1,350,498	1,098,903	N/A
Unexpended, by Fund:				
General Revenue	66	2	64	N/A
Federal	742,154	713,610	490,367	N/A
Other	700,309	636,886	608,472	N/A
	(1)	(1)	(1)	(1, 2)



Reverted includes Governor's standard 3 percent reserve (when applicable) and any expenditure restrictions. Actual expenditures for all fiscal years are as of June 30 and do not include lapse period activities.

CORE DECISION ITEM

Department of Natural Resources

Budget Unit 78885C, 79475C

Division of Environmental Quality

Environmental Services Program Core

4. FINANCIAL HISTORY (continued)

NOTES:

(1) The Cleanup of Controlled Substances pass through appropriation was estimated through Fiscal Year 2012. The Environmental Emergency Response pass through appropriation was estimated through Fiscal Year 2013. These appropriations are used for a varying number and size of meth cleanups and emergencies, making the appropriation needs unpredictable from year to year. For example, the Fiscal Year 2013 Actual Expenditures include one-time disbursements of \$5,027,438 for the emergency Drought Cost-Share Assistance Program. In the Fiscal Year 2014 budget, however, the appropriations are not estimated.

(2) The FY 2014 pass through appropriations are: Controlled Substance Cleanup \$150,000; Environmental Emergency Response \$200,000.

Environmental Services Program - Reconciliation

	FY 2011 Actual	FY 2012 Actual	FY 2013 Actual	FY 2014 Current	FY 2015 Gov Rec
Environmental Svcs Operations (78885C)	4,700,856	4,800,918	5,445,446	5,795,409	5,825,409
Haz Subst & Emergency Resp (79475C)	184,437	139,853	5,150,007	350,000	350,000
Total	4,885,293	4,940,771	10,595,453	6,145,409	6,175,409

CORE RECONCILIATION DETAIL

**DEPARTMENT OF NATURAL RESOURCES
ENVIRONMENTAL SERVICES PRGM**

5. CORE RECONCILIATION DETAIL

		Budget Class	FTE	GR	Federal	Other	Total	Explanation
TAFP AFTER VETOES								
		PS	93.00	1,119,787	1,556,233	1,564,246	4,240,266	
		EE	0.00	317,949	939,797	297,397	1,555,143	
		Total	93.00	1,437,736	2,496,030	1,861,643	5,795,409	
DEPARTMENT CORE ADJUSTMENTS								
Core Reallocation	1646 5410	PS	(0.15)	0	0	(7,000)	(7,000)	Core reallocations will more closely align the budget with planned spending.
Core Reallocation	1646 5412	PS	2.10	0	0	100,000	100,000	Core reallocations will more closely align the budget with planned spending.
Core Reallocation	1646 5408	PS	(1.00)	0	(40,000)	0	(40,000)	Core reallocations will more closely align the budget with planned spending.
Core Reallocation	1646 5415	PS	0.00	0	0	0	0	Core reallocations will more closely align the budget with planned spending.
Core Reallocation	1646 7359	PS	(0.50)	0	0	(25,000)	(25,000)	Core reallocations will more closely align the budget with planned spending.
Core Reallocation	1646 7363	PS	0.00	0	0	0	(0)	Core reallocations will more closely align the budget with planned spending.
Core Reallocation	1646 7847	PS	0.15	0	0	7,000	7,000	Core reallocations will more closely align the budget with planned spending.

CORE RECONCILIATION DETAIL

**DEPARTMENT OF NATURAL RESOURCES
ENVIRONMENTAL SERVICES PRGM**

5. CORE RECONCILIATION DETAIL

		Budget Class	FTE	GR	Federal	Other	Total	Explanation
DEPARTMENT CORE ADJUSTMENTS								
Core Reallocation	1646 5413	PS	(0.60)	0	0	(35,000)	(35,000)	Core reallocations will more closely align the budget with planned spending.
Core Reallocation	1648 5422	EE	0.00	0	0	75,000	75,000	Core reallocations will more closely align the budget with planned spending.
Core Reallocation	1648 5418	EE	0.00	0	(75,000)	0	(75,000)	Core reallocations will more closely align the budget with planned spending.
Core Reallocation	1802 5412	PS	0.00	0	0	30,000	30,000	Core reallocations from the Regional Offices to more closely align the budget with planned spending.
NET DEPARTMENT CHANGES			(0.00)	0	(115,000)	145,000	30,000	
DEPARTMENT CORE REQUEST								
		PS	93.00	1,119,787	1,516,233	1,634,246	4,270,266	
		EE	0.00	317,949	864,797	372,397	1,555,143	
		Total	93.00	1,437,736	2,381,030	2,006,643	5,825,409	
GOVERNOR'S RECOMMENDED CORE								
		PS	93.00	1,119,787	1,516,233	1,634,246	4,270,266	
		EE	0.00	317,949	864,797	372,397	1,555,143	
		Total	93.00	1,437,736	2,381,030	2,006,643	5,825,409	

CORE RECONCILIATION DETAIL

DEPARTMENT OF NATURAL RESOURCES
HAZARD SUB & EMERGENCY RESPONSE

5. CORE RECONCILIATION DETAIL

	Budget Class	FTE	GR	Federal	Other	Total	Explanation
TAFP AFTER VETOES	EE	0.00	0	200,000	150,000	350,000	
	Total	0.00	0	200,000	150,000	350,000	
DEPARTMENT CORE REQUEST	EE	0.00	0	200,000	150,000	350,000	
	Total	0.00	0	200,000	150,000	350,000	
GOVERNOR'S RECOMMENDED CORE	EE	0.00	0	200,000	150,000	350,000	
	Total	0.00	0	200,000	150,000	350,000	

FLEXIBILITY REQUEST FORM

BUDGET UNIT NUMBER: 78885C	DEPARTMENT: NATURAL RESOURCES
BUDGET UNIT NAME: ENVIRONMENTAL SERVICES PROGRAM	DIVISION: ENVIRONMENTAL QUALITY

1. Provide the amount by fund of personal service flexibility and the amount by fund of expense and equipment flexibility you are requesting in dollar and percentage terms and explain why the flexibility is needed. If flexibility is being requested among divisions, provide the amount by fund of flexibility you are requesting in dollar and percentage terms and explain why the flexibility is needed.

GOVERNOR'S RECOMMENDATION

The Environmental Services Program will continue to perform field monitoring and sampling for the department and to analyze samples and prepare scientific data. PS and E&E flexibility will help to ensure responsiveness and effectiveness of the program. Additionally, environmental emergencies or other unanticipated needs may arise. The Environmental Services Program is requesting retention of 25% GR flexibility on both PS and E&E.

2. Estimate how much flexibility will be used for the budget year. How much flexibility was used in the Prior Year Budget and the Current Year Budget? Please specify the amount.

PRIOR YEAR ACTUAL AMOUNT OF FLEXIBILITY USED	CURRENT YEAR ESTIMATED AMOUNT OF FLEXIBILITY THAT WILL BE USED	BUDGET REQUEST - GOVERNOR'S REC ESTIMATED AMOUNT OF FLEXIBILITY THAT WILL BE USED
\$0 General Revenue PS \$0 General Revenue EE This flexibility is needed in the event of an environmental emergency that may affect public health or safety.	Planned flexibility usage is difficult to estimate at this time. Flexibility is needed in the event of an environmental emergency that may affect public health or safety. FY 2014 Flex Request (25% of GR PS) \$279,947 FY 2014 Flex Request (25% of GR EE) \$79,487	Planned flexibility usage is difficult to estimate at this time. Flexibility is needed in the event of an environmental emergency that may affect public health or safety. FY 2015 Flex Request (25% of GR PS) \$279,947 FY 2015 Flex Request (25% of GR EE) \$79,487

3. Please explain how flexibility was used in the prior and/or current years.

PRIOR YEAR EXPLAIN ACTUAL USE	CURRENT YEAR EXPLAIN PLANNED USE
N/A - the flexible appropriation was not used in the prior year.	Flexibility will be used for unanticipated needs such as environmental emergencies or situations that may require an extraordinary response.

Department of Natural Resources

DECISION ITEM DETAIL

Budget Unit	FY 2013	FY 2013	FY 2014	FY 2014	FY 2015	FY 2015	FY 2015	FY 2015
Decision Item	ACTUAL	ACTUAL	BUDGET	BUDGET	DEPT REQ	DEPT REQ	GOV REC	GOV REC
Budget Object Class	DOLLAR	FTE	DOLLAR	FTE	DOLLAR	FTE	DOLLAR	FTE
ENVIRONMENTAL SERVICES PRGM								
CORE								
ADMIN OFFICE SUPPORT ASSISTANT	106,910	3.65	122,853	4.00	92,853	3.00	92,853	3.00
OFFICE SUPPORT ASST (KEYBRD)	0	0.00	9	0.00	0	0.00	0	0.00
SR OFC SUPPORT ASST (KEYBRD)	106,690	4.04	112,286	4.00	139,025	5.00	139,025	5.00
PROCUREMENT OFCR I	38,932	1.00	41,299	1.00	36,922	1.00	36,922	1.00
ACCOUNT CLERK II	20,844	0.83	26,155	1.00	25,318	1.00	25,318	1.00
PUBLIC INFORMATION SPEC II	6,656	0.19	0	0.00	0	0.00	0	0.00
EXECUTIVE I	31,774	1.00	32,074	1.00	32,050	1.00	32,050	1.00
MANAGEMENT ANALYSIS SPEC I	32,808	0.83	36,952	1.00	41,266	1.00	41,266	1.00
PLANNER II	44,172	1.00	44,494	1.00	44,458	1.00	44,458	1.00
OCCUPTNL SFTY & HLTH CNSLT III	42,517	1.00	42,836	1.00	42,802	1.00	42,802	1.00
CHEMIST I	23,679	0.77	0	0.00	0	0.00	0	0.00
CHEMIST II	0	0.00	35,620	1.00	0	(0.00)	0	(0.00)
CHEMIST III	469,698	11.37	562,450	12.00	607,841	13.00	607,841	13.00
CHEMIST IV	128,558	2.66	145,719	3.00	145,638	3.00	145,638	3.00
ENVIRONMENTAL SPEC I	70,276	2.36	0	0.00	0	0.00	0	0.00
ENVIRONMENTAL SPEC II	75,501	2.01	0	0.00	0	0.00	0	0.00
ENVIRONMENTAL SPEC III	1,580,699	37.35	1,934,133	42.00	1,948,443	42.00	1,948,443	42.00
ENVIRONMENTAL SPEC IV	572,599	11.07	647,588	12.00	624,931	11.00	624,931	11.00
TECHNICAL ASSISTANT I	29,556	1.00	0	0.00	0	0.00	0	0.00
TECHNICAL ASSISTANT II	52,239	1.96	85,206	3.00	85,206	3.00	85,206	3.00
EMERGENCY MGMNT OFCR	15,629	0.47	0	0.00	33,154	1.00	33,154	1.00
ENVIRONMENTAL MGR B1	108,577	1.95	113,808	2.00	113,715	2.00	113,715	2.00
ENVIRONMENTAL MGR B2	65,565	1.08	60,532	1.00	60,482	1.00	60,482	1.00
ENVIRONMENTAL MGR B3	60,974	0.88	72,408	1.00	72,408	1.00	72,408	1.00
FISCAL & ADMINISTRATIVE MGR B1	51,659	0.82	63,311	1.00	63,272	1.00	63,272	1.00
LABORATORY MANAGER B2	53,423	0.87	60,533	1.00	60,482	1.00	60,482	1.00
MISCELLANEOUS PROFESSIONAL	9,016	0.30	0	0.00	0	0.00	0	0.00
TOTAL - PS	3,798,951	90.46	4,240,266	93.00	4,270,266	93.00	4,270,266	93.00
TRAVEL, IN-STATE	203,060	0.00	160,820	0.00	160,820	0.00	160,820	0.00
TRAVEL, OUT-OF-STATE	11,458	0.00	6,879	0.00	6,879	0.00	6,879	0.00
FUEL & UTILITIES	38,057	0.00	32,069	0.00	32,569	0.00	32,569	0.00
SUPPLIES	268,410	0.00	347,623	0.00	347,623	0.00	347,623	0.00

Department of Natural Resources

DECISION ITEM DETAIL

Budget Unit	FY 2013	FY 2013	FY 2014	FY 2014	FY 2015	FY 2015	FY 2015	FY 2015
Decision Item	ACTUAL	ACTUAL	BUDGET	BUDGET	DEPT REQ	DEPT REQ	GOV REC	GOV REC
Budget Object Class	DOLLAR	FTE	DOLLAR	FTE	DOLLAR	FTE	DOLLAR	FTE
ENVIRONMENTAL SERVICES PRGM								
CORE								
PROFESSIONAL DEVELOPMENT	23,334	0.00	24,862	0.00	24,862	0.00	24,862	0.00
COMMUNICATION SERV & SUPP	105,382	0.00	131,937	0.00	133,337	0.00	133,337	0.00
PROFESSIONAL SERVICES	242,825	0.00	494,410	0.00	319,410	0.00	319,410	0.00
HOUSEKEEPING & JANITORIAL SERV	2,675	0.00	11,583	0.00	11,583	0.00	11,583	0.00
M&R SERVICES	72,462	0.00	90,021	0.00	91,521	0.00	91,521	0.00
COMPUTER EQUIPMENT	24,550	0.00	0	0.00	0	0.00	0	0.00
MOTORIZED EQUIPMENT	0	0.00	10,001	0.00	10,001	0.00	10,001	0.00
OFFICE EQUIPMENT	3,996	0.00	11,461	0.00	11,461	0.00	11,461	0.00
OTHER EQUIPMENT	637,932	0.00	215,162	0.00	386,762	0.00	386,762	0.00
BUILDING LEASE PAYMENTS	912	0.00	1,062	0.00	1,062	0.00	1,062	0.00
EQUIPMENT RENTALS & LEASES	10,123	0.00	10,496	0.00	10,496	0.00	10,496	0.00
MISCELLANEOUS EXPENSES	1,319	0.00	6,757	0.00	6,757	0.00	6,757	0.00
TOTAL - EE	1,646,495	0.00	1,555,143	0.00	1,555,143	0.00	1,555,143	0.00
GRAND TOTAL	\$5,445,446	90.46	\$5,795,409	93.00	\$5,825,409	93.00	\$5,825,409	93.00
GENERAL REVENUE	\$1,389,592	23.73	\$1,437,736	23.00	\$1,437,736	23.00	\$1,437,736	23.00
FEDERAL FUNDS	\$2,708,090	38.19	\$2,496,030	36.65	\$2,381,030	35.65	\$2,381,030	35.65
OTHER FUNDS	\$1,347,764	28.54	\$1,861,643	33.35	\$2,006,643	34.35	\$2,006,643	34.35

Department of Natural Resources

DECISION ITEM DETAIL

Budget Unit	FY 2013	FY 2013	FY 2014	FY 2014	FY 2015	FY 2015	FY 2015	FY 2015
Decision Item	ACTUAL	ACTUAL	BUDGET	BUDGET	DEPT REQ	DEPT REQ	GOV REC	GOV REC
Budget Object Class	DOLLAR	FTE	DOLLAR	FTE	DOLLAR	FTE	DOLLAR	FTE
HAZARD SUB & EMERGENCY RESPONSE								
CORE								
SUPPLIES	45,209	0.00	40,006	0.00	40,006	0.00	40,006	0.00
PROFESSIONAL DEVELOPMENT	0	0.00	1	0.00	1	0.00	1	0.00
PROFESSIONAL SERVICES	72,574	0.00	301,986	0.00	300,986	0.00	300,986	0.00
HOUSEKEEPING & JANITORIAL SERV	4,786	0.00	3,000	0.00	4,000	0.00	4,000	0.00
OFFICE EQUIPMENT	0	0.00	1	0.00	1	0.00	1	0.00
OTHER EQUIPMENT	0	0.00	5,005	0.00	5,005	0.00	5,005	0.00
MISCELLANEOUS EXPENSES	0	0.00	1	0.00	1	0.00	1	0.00
TOTAL - EE	122,569	0.00	350,000	0.00	350,000	0.00	350,000	0.00
PROGRAM DISTRIBUTIONS	5,027,438	0.00	0	0.00	0	0.00	0	0.00
TOTAL - PD	5,027,438	0.00	0	0.00	0	0.00	0	0.00
GRAND TOTAL	\$5,150,007	0.00	\$350,000	0.00	\$350,000	0.00	\$350,000	0.00
GENERAL REVENUE	\$0	0.00	\$0	0.00	\$0	0.00	\$0	0.00
FEDERAL FUNDS	\$91,650	0.00	\$200,000	0.00	\$200,000	0.00	\$200,000	0.00
OTHER FUNDS	\$5,058,357	0.00	\$150,000	0.00	\$150,000	0.00	\$150,000	0.00

PROGRAM DESCRIPTION

Department of Natural Resources

DEQ - Environmental Services Program

Program is found in the following core budget(s): Environmental Services Program

1. What does this program do?

The Environmental Services Program (ESP) provides field support and monitoring functions throughout Missouri. These activities play a critical role in the overall delivery of services in our various environmental programs (air, water, drinking water, and solid and hazardous waste). These activities are part of the requirements in each of these areas and allow the department to maintain delegation from the U.S. Environmental Protection Agency (EPA). In addition, ESP provides direct assistance to local emergency response agencies and communities.

ESP is home to the state's environmental laboratory. The lab is uniquely equipped to perform chemical analysis and is accredited by EPA to perform chemical analysis of public drinking water supplies throughout the state. The lab also analyzes air, water, and soil samples. ESP is also home to the Environmental Emergency Response Section (EER) which maintains a 24 hour/day, 7 day/week support and response capability that encompasses hazardous substance releases, radiological incidents, homeland security events, weapons of mass destruction, and natural disasters. Local fire departments, haz mat teams, law enforcement, and first responders throughout Missouri rely upon these services. This section also provides support and economical disposal options to law enforcement dealing with hazardous wastes as a result of clandestine drug lab seizures (predominately methamphetamine (meth) related).

ESP also has sections specializing in field monitoring of air and water quality. The Air Quality Monitoring Section (AQM) operates approximately 190 monitoring instruments at 51 locations around Missouri as part of a network to monitor air pollutants known to affect people's health. This network generates approximately two million measurements annually. This data may be used to determine whether an area meets the National Ambient Air Quality Standards, to identify air pollution trends, to investigate citizen complaints, to determine the source of air pollution problems, and to inform people of the current air quality in real time for major metropolitan areas within Missouri. The AQM Section works in support of the Air Pollution Control Program. The Water Quality Monitoring Section (WQM) is responsible for assessing the biological health of lakes, rivers and streams and monitoring water and sediment quality throughout the State of Missouri. The WQM Section works in support of the Water Protection Program.

Hazardous Substances Analysis & Emergency Response: The department coordinates state, federal and local efforts during environmental emergencies, and ensures that the emergency is brought to a safe and environmentally sound conclusion. In FY2013, over 2,400 hazardous substance spills, leaks and other incidents were reported to the department through the statewide emergency response phone line 1-573-634-CHEM (2436). Many of these incidents required an on-site response to assess the situation, provide technical assistance to on-site responders and ensure that the release was properly cleaned up. On-site response may require a contractor to be called in to eliminate a threat to public health and environment if a responsible party cannot be located or fails to take timely action to clean up the release. Controlled substance (primarily meth) use and production continues to be a major problem in the state. Law enforcement has found that dealing with the by-products of controlled substance production is an environmental and public health hazard beyond their expertise. The ingredients used to produce meth are very volatile and can cause the meth labs to be highly explosive. Many of the materials used in the meth production process, as well as the by-products from that production, are toxic and create a hazardous substance cleanup problem. The department assists local law enforcement with the environmental challenges posed by illegal drug production.

PROGRAM DESCRIPTION

Department of Natural Resources
DEQ - Environmental Services Program
Program is found in the following core budget(s): Environmental Services Program

1. What does this program do (continued)?

Environmental Services Program - Reconciliation	FY 2011 Actual	FY 2012 Actual	FY 2013 Actual	FY 2014 Current	FY 2015 Gov Rec
Environmental Services Operations (78885C)	4,700,856	4,800,918	5,445,446	5,795,409	5,825,409
Hazardous Subst & Emergency Resp (79475C)	184,437	139,853	5,150,007	350,000	350,000
Total	4,885,293	4,940,771	10,595,453	6,145,409	6,175,409

The FY 2013 Actual Expenditures include one-time disbursements of \$5,027,438 for the emergency Drought Cost-Share Assistance Program.

2. What is the authorization for this program, i.e., federal or state statute, etc.? (Include the federal program number, if applicable.)

- Federal Clean Water Act as amended
- Federal Safe Drinking Water Act as amended
- Federal Clean Air Act, with amendments, 1990
- Federal Comprehensive Environmental Response, Compensation, and Liability Act of 1980, as amended, Public Law 96-510
- Federal Superfund Amendments and Reauthorization Act of 1986, Public Law 99-499
- Federal Resource Conservation and Recovery Act of 1976; as amended, Public Law 94-580
- Federal Solid Waste Disposal Act of 1976, as amended
- Oil Pollution Act of 1990
- RSMo 260.500 through 260.552 Hazardous Substance Emergency Response
- RSMo 260.818 through 260.819 Oil Spill Response, National Contingency Plan
- RSMo 640.040 Cleanup of Controlled Substance
- RSMo 260.750 Environmental Radiation Monitoring

Also see program authorization in the core operating budgets for the Division of Environmental Quality's Water Protection Program, Air Pollution Control Program, Hazardous Waste Program, and Solid Waste Management Program.

3. Are there federal matching requirements? If yes, please explain.

- Funds from MO Drug Lab Task Force through Department of Public Safety's Byrne Grant 25% State
- State Homeland Security Grant 100% Federal
- Grant funding from various programs Varies

PROGRAM DESCRIPTION

Department of Natural Resources

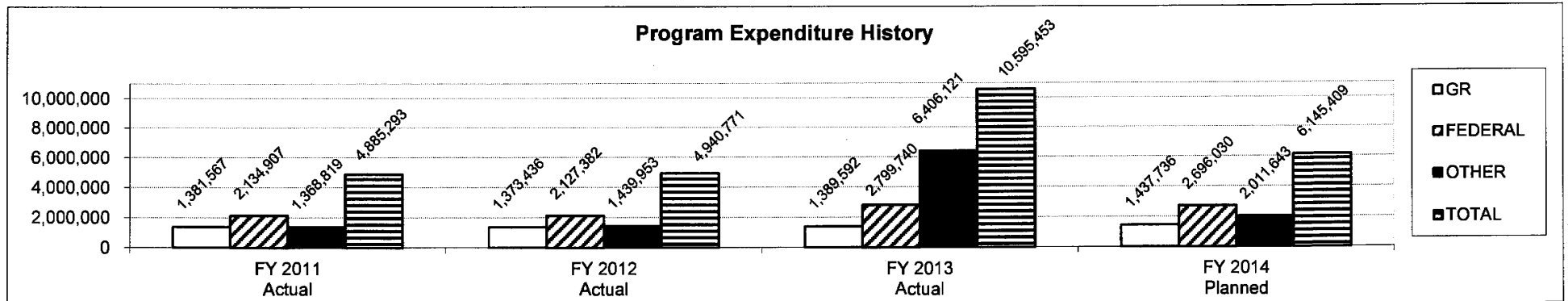
DEQ - Environmental Services Program

Program is found in the following core budget(s): Environmental Services Program

4. Is this a federally mandated program? If yes, please explain.

The Environmental Services Program provides support to implement the Clean Water Act; the Safe Drinking Water Act; the Clean Air Act; the Resource Conservation and Recovery Act; the Comprehensive Environmental Response, Compensation, and Liability Act; and the Superfund Amendments and Reauthorization Act.

5. Provide actual expenditures for the prior three fiscal years and planned expenditures for the current fiscal year.



Notes: The Fiscal Year 2013 Actual Expenditures include one-time disbursements of \$5,027,438 for the emergency Drought Cost-Share Assistance Program. FY 2014 Planned is shown at full appropriation.

6. What are the sources of the "Other " funds?

Cost Allocation Fund (0500); Natural Resources Protection Fund - Damages Subaccount (0555); Natural Resources Protection Fund - Water Pollution Permit Fee Subaccount (0568); Solid Waste Management Fund (0570); Natural Resources Protection Fund - Air Pollution Permit Fee Subaccount (0594); Environmental Radiation Monitoring Fund (0656); Hazardous Waste Fund (0676); and Safe Drinking Water Fund (0679)

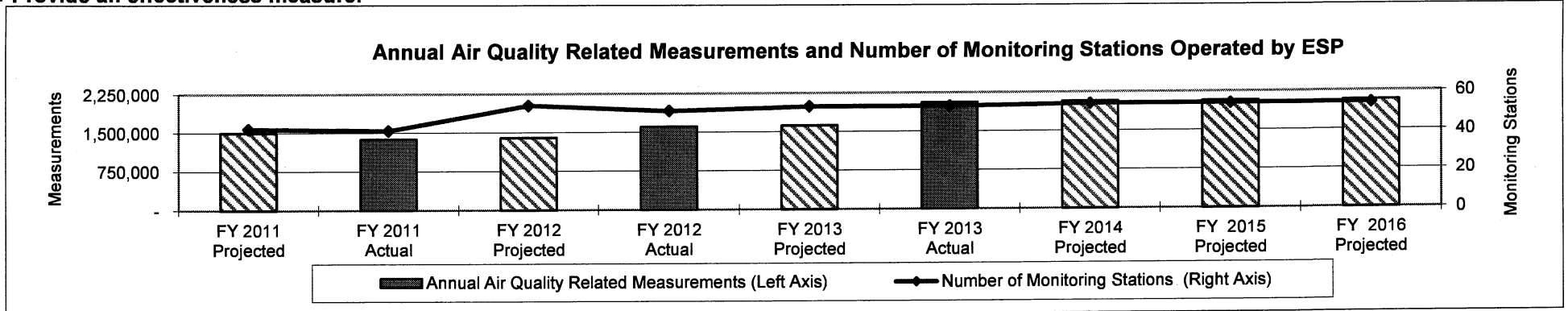
PROGRAM DESCRIPTION

Department of Natural Resources

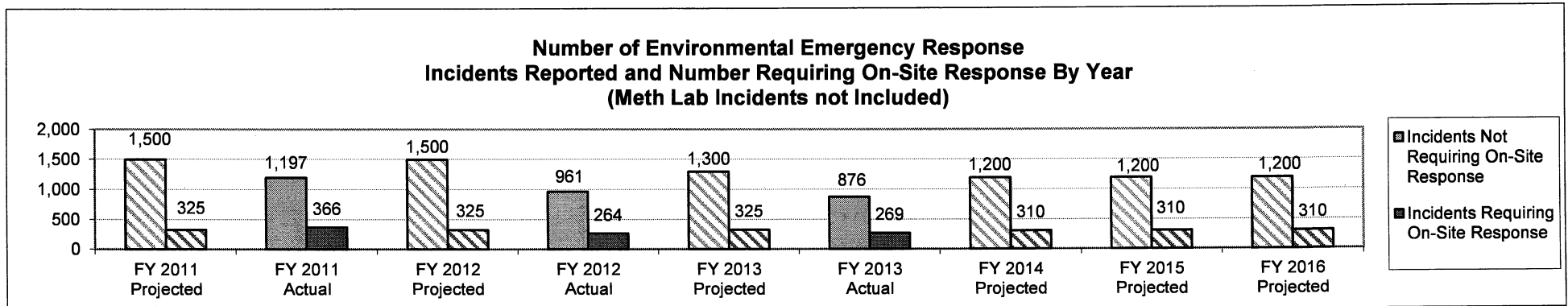
DEQ - Environmental Services Program

Program is found in the following core budget(s): Environmental Services Program

7a. Provide an effectiveness measure.



The number of air-related measurements and the number of air monitoring stations operated by ESP increased in FY 2012 due to the department, through ESP, assuming monitoring work at stations previously operated by local agencies.



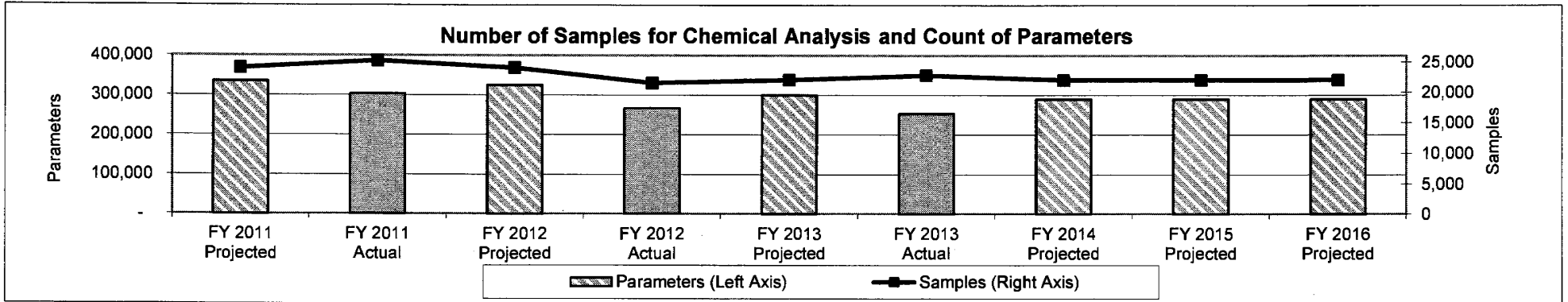
PROGRAM DESCRIPTION

Department of Natural Resources

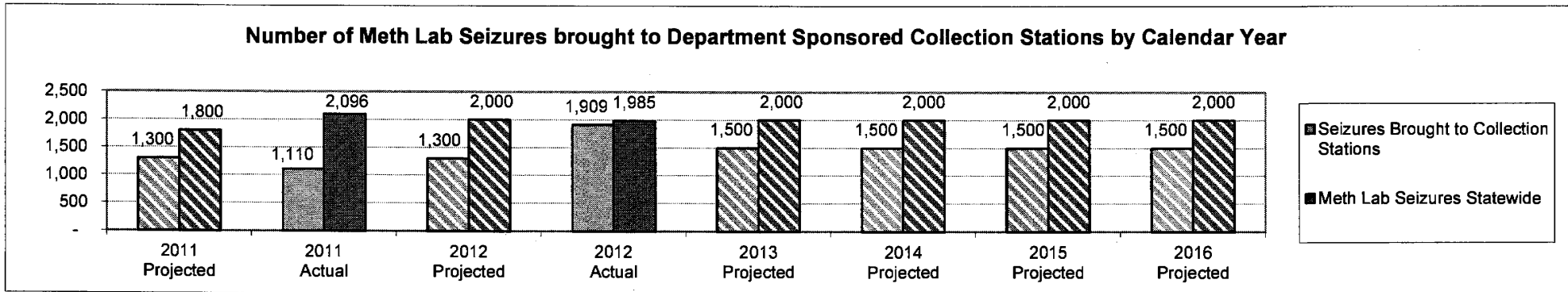
DEQ - Environmental Services Program

Program is found in the following core budget(s): Environmental Services Program

7a. Provide an effectiveness measure (continued).



One sample may be tested for multiple parameters. For example, a specific drinking water sample may be tested for parameters such as lead, copper, and turbidity.



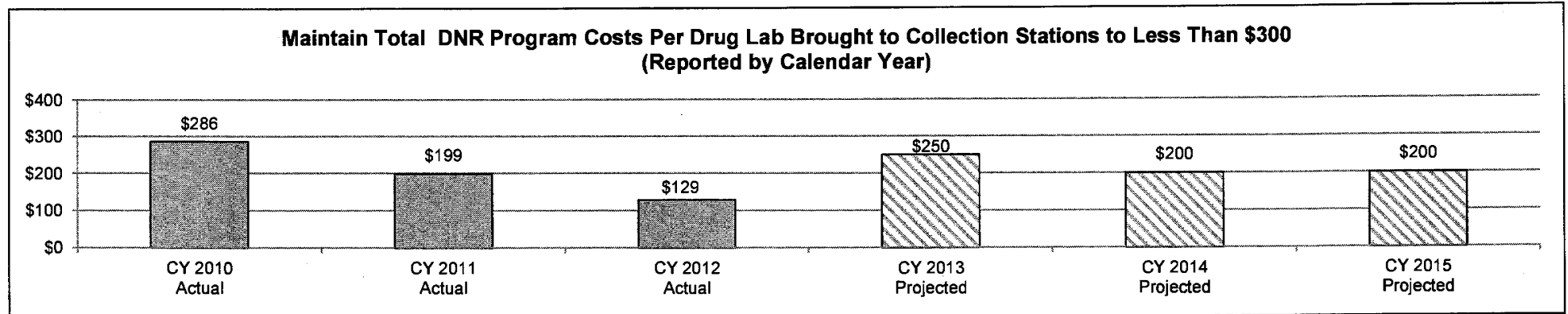
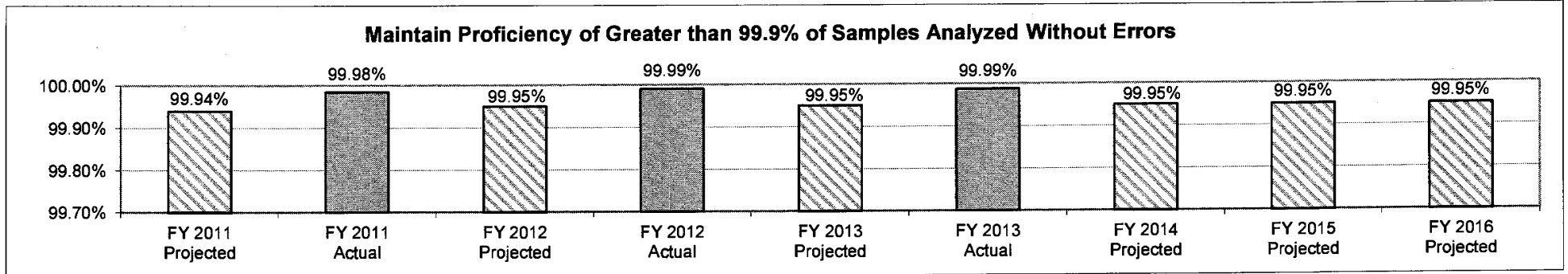
PROGRAM DESCRIPTION

Department of Natural Resources

DEQ - Environmental Services Program

Program is found in the following core budget(s): Environmental Services Program

7b. Provide an efficiency measure.



Notes:

* Historically, costs of managing wastes for one lab through the USDEA have been reported in the range of \$2,000 to \$3,000. More recently USDEA has worked with some states to implement a program similar to Missouri's and report costs in the range of \$500 per lab.

* DNR cost is based on actual direct expenditures reported from SAM II.

* This measure is new for the FY 2015 budget. Projections are not available for prior years.

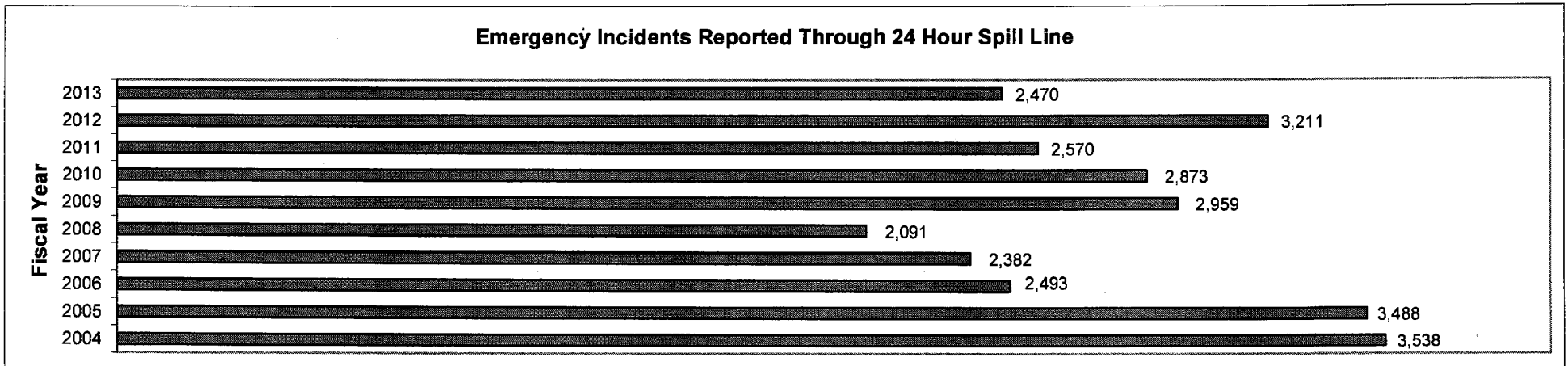
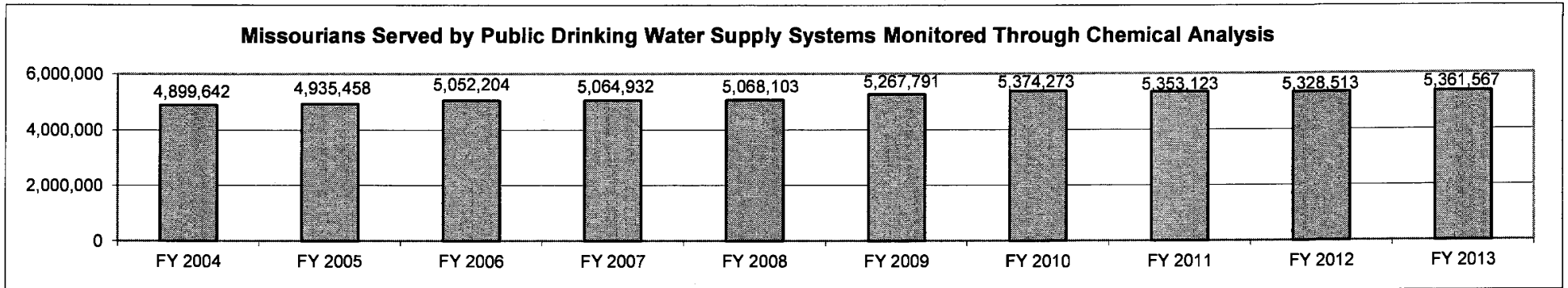
PROGRAM DESCRIPTION

Department of Natural Resources

DEQ - Environmental Services Program

Program is found in the following core budget(s): Environmental Services Program

7c. Provide the number of clients/individuals served, if applicable.



The Environmental Services Program provides assistance to fire services; hazardous materials teams; homeland security teams; law enforcement; local emergency management committees; local, state, and federal agencies; private business and industry, and the citizens of Missouri.

PROGRAM DESCRIPTION

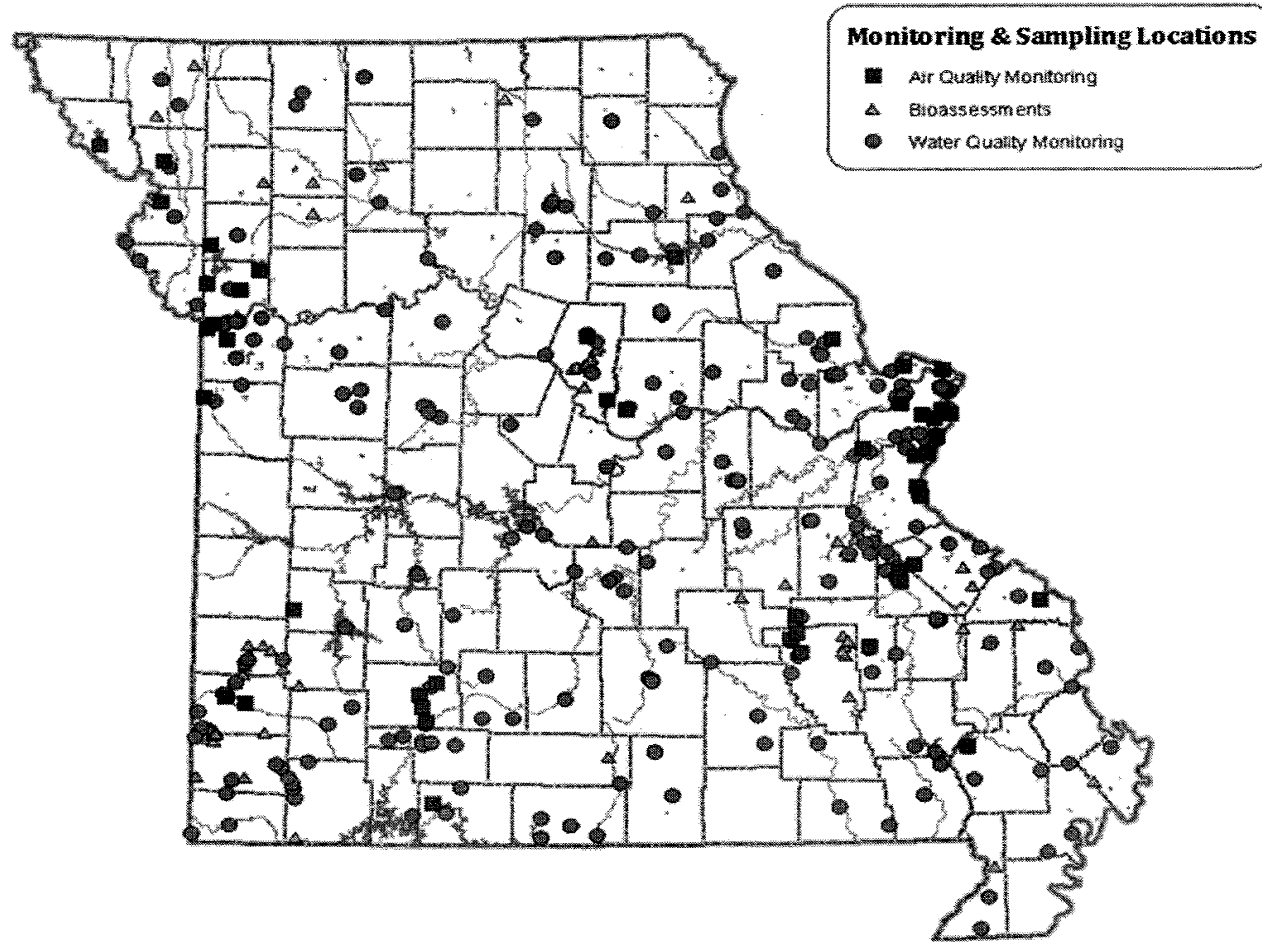
Department of Natural Resources

DEQ - Environmental Services Program

Program is found in the following core budget(s): Environmental Services Program

7c. Provide the number of clients/individuals served, if applicable (continued).

Environmental Services Program - FY 2013 Selected Environmental Monitoring Points



PROGRAM DESCRIPTION

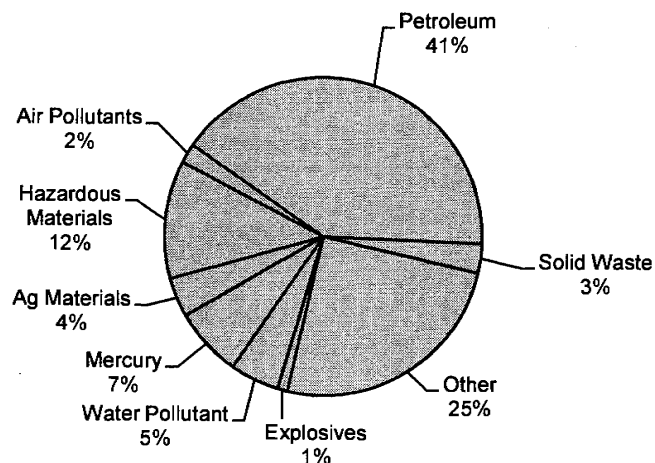
Department of Natural Resources

DEQ - Environmental Services Program

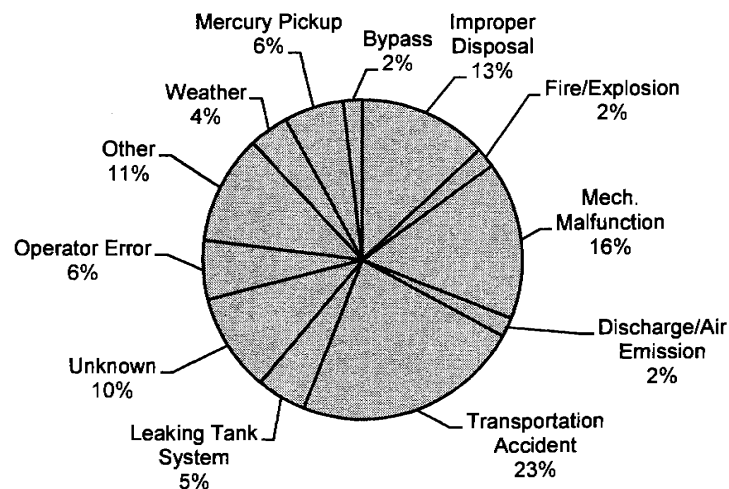
Program is found in the following core budget(s): Environmental Services Program

7c. Provide the number of clients/individuals served, if applicable (continued).

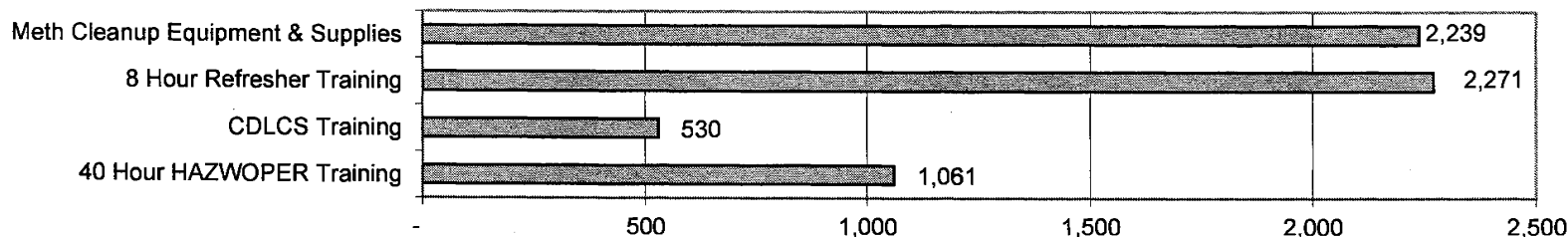
**Environmental Emergency Response
FY 2013 Materials Released**



**Environmental Emergency Response
FY 2013 Incident Causes**



**Officials from Local Agencies Served by Receiving Training, Equipment, and Supplies
through Clandestine Drug Lab Cleanup Program FY 2000 - FY 2013**



CDLCS = Clandestine Drug Lab Collection System
HAZWOPER = Hazardous Waste Operations and Emergency Response

7d. Provide a customer satisfaction measure, if available.

Not available

NEW DECISION ITEM

RANK: 008 OF 011

Department of Natural Resources	Budget Unit <u>78885C</u>
Division of Environmental Quality	
Clandestine Drug Lab Emergency Responder Training	DI# 1780004

1. AMOUNT OF REQUEST

	FY 2015 Budget Request					FY 2015 Governor's Recommendation			
	GR	Federal	Other	Total		GR	Federal	Other	Total
PS	0	0	0	0	PS	0	0	0	0
EE	75,000	0	0	75,000	EE	0	0	0	0
PSD	0	0	0	0	PSD	0	0	0	0
TRF	0	0	0	0	TRF	0	0	0	0
Total	75,000	0	0	75,000	Total	0	0	0	0
FTE	0.00	0.00	0.00	0.00	FTE	0.00	0.00	0.00	0.00

Est. Fringe	0	0	0	0
--------------------	---	---	---	---

Note: Fringes budgeted in House Bill 5 except for certain fringes budgeted directly to MoDOT, Highway Patrol, and Conservation.

Est. Fringe	0	0	0	0
--------------------	---	---	---	---

Note: Fringes budgeted in House Bill 5 except for certain fringes budgeted directly to MoDOT, Highway Patrol, and Conservation.

Other Funds: Not Applicable.

2. THIS REQUEST CAN BE CATEGORIZED AS:

<input type="checkbox"/> New Legislation	<input type="checkbox"/> New Program	<input type="checkbox"/> Fund Switch
<input type="checkbox"/> Federal Mandate	<input type="checkbox"/> Program Expansion	<input type="checkbox"/> Cost to Continue
<input checked="" type="checkbox"/> GR Pick-Up	<input type="checkbox"/> Space Request	<input type="checkbox"/> Equipment Replacement
<input type="checkbox"/> Pay Plan	<input type="checkbox"/> Other: _____	

NEW DECISION ITEM

RANK: 008 OF 011

Department of Natural Resources	Budget Unit <u>78885C</u>
Division of Environmental Quality	
Clandestine Drug Lab Emergency Responder Training	DI# 1780004

3. WHY IS THIS FUNDING NEEDED? PROVIDE AN EXPLANATION FOR ITEMS CHECKED IN #2. INCLUDE THE FEDERAL OR STATE STATUTORY OR CONSTITUTIONAL AUTHORIZATION FOR THIS PROGRAM.

Missouri's local law enforcement and emergency response personnel face an ongoing environmental challenge of managing hazardous and dangerous wastes associated with methamphetamine (meth) labs. The Missouri Department of Natural Resources manages a cost effective and successful program whereby these wastes are aggregated at local collection facilities where they can be safely stored until properly disposed of. This program includes 1) providing OSHA required training for local personnel who handle the wastes; 2) providing supplies to store and manage the wastes; 3) providing appropriate protective equipment such as respirators and chemical resistant gloves; 4) providing storage facilities that are explosion proof and include fire suppression; 5) providing for the disposal of wastes.

In the past, one-time federal grant funding provided funds to local drug task forces to pay a disposal fee to the department. Receipts were used by the department to procure a contractor to provide appropriate training for local law enforcement and emergency response personnel. This funding will be exhausted in FY 2015. General Revenue pick-up of training expenses is needed to ensure continuation of the program. Failure to provide required training to local personnel will jeopardize the health and safety of law enforcement and emergency responders and will jeopardize the integrity and continuation of the entire collection station program.

4. DESCRIBE THE DETAILED ASSUMPTIONS USED TO DERIVE THE SPECIFIC REQUESTED AMOUNT. (How did you determine that the requested number of FTE were appropriate? From what source or standard did you derive the requested levels of funding? Were alternatives such as outsourcing or automation considered? If based on new legislation, does request tie to TAFP fiscal note? If not, explain why. Detail which portions of the request are one-times and how those amounts were calculated.)

The department has a current contract in place to provide training. Current pricing is \$16,538 for each 40 hour course and \$8,269 for each eight hour course.

<u>Annual training plan:</u>	
Two 40 hour courses	2 x \$16,538 = \$33,076
Five 8 hour courses	5 x \$ 8,269 = <u>\$41,345</u>
Total Request	\$74,421 (rounded to \$75,000)

NEW DECISION ITEM

RANK: 008 OF 011

Department of Natural Resources	Budget Unit 78885C
Division of Environmental Quality	
Clandestine Drug Lab Emergency Responder Training	DI# 1780004

5. BREAK DOWN THE REQUEST BY BUDGET OBJECT CLASS, JOB CLASS, AND FUND SOURCE. IDENTIFY ONE-TIME COSTS.

	Dept Req GR DOLLARS	Dept Req GR FTE	Dept Req FED DOLLARS	Dept Req FED FTE	Dept Req OTHER DOLLARS	Dept Req OTHER FTE	Dept Req TOTAL DOLLARS	Dept Req TOTAL FTE	Dept Req One-Time DOLLARS
Total PS	0	0.00	0	0.00	0	0.00	0	0.00	0
400 - Professional Services	75,000						75,000		
Total EE	75,000		0		0		75,000		0
Program Distributions							0		
Total PSD	0		0		0		0		0
Transfers							0		
Total TRF	0		0		0		0		0
Grand Total	75,000	0.00	0	0.00	0	0.00	75,000	0.00	0

	Gov Rec GR DOLLARS	Gov Rec GR FTE	Gov Rec FED DOLLARS	Gov Rec FED FTE	Gov Rec OTHER DOLLARS	Gov Rec OTHER FTE	Gov Rec TOTAL DOLLARS	Gov Rec TOTAL FTE	Gov Rec One-Time DOLLARS
Total PS	0	0.00	0	0.00	0	0.00	0	0.00	0
Total EE	0		0		0		0		0
Program Distributions							0		
Total PSD	0		0		0		0		0
Transfers							0		
Total TRF	0		0		0		0		0
Grand Total	0	0.00	0	0.00	0	0.00	0	0.00	0

NEW DECISION ITEM

RANK: 008 OF 011

Department of Natural Resources	Budget Unit 78885C
Division of Environmental Quality	
Clandestine Drug Lab Emergency Responder Training	DI# 1780004

6. PERFORMANCE MEASURES (If new decision item has an associated core, separately identify projected performance with & without additional funding.)

6a. Provide an effectiveness measure.

Provide up to two (2) 40-Hour "HAZWOPER Worker Training with Emphasis on Methamphetamine Laboratories" courses and up to five (5) 8-Hour "Annual HAZWOPER Worker Refresher Training with Emphasis on Methamphetamine Laboratories" courses each year.

6b. Provide an efficiency measure.

Maintain the current program to provide for the economical and efficient management of drug lab wastes. Maintain total costs for each lab delivered to collection stations at under \$300 per lab.

Total DNR Costs Per Drug Lab Brought to Collection Stations:

2010 Actual	2011 Actual	2012 Actual	2013 Projected	2014 Projected	2015 Projected
\$286	\$199	\$129	\$250	\$200	\$200

Notes:

Historically, costs of managing wastes for one lab through the USDEA have been reported in the range of \$2,000 to \$3,000. More recently, USDEA has worked with some states to implement a program similar to Missouri's and report costs in the range of \$500 per lab.

6c. Provide the number of clients/individuals served, if applicable.

Training for up to 175 local law enforcement and emergency response personnel annually.

6d. Provide a customer satisfaction measure, if available.

Not available

7. STRATEGIES TO ACHIEVE THE PERFORMANCE MEASUREMENT TARGETS:

- 1) Continue to provide OSHA required training to local law enforcement and emergency response personnel.
- 2) Continue the existing program as is.
- 3) Continue to competitively bid and contract for training.

Department of Natural Resources

DECISION ITEM DETAIL

Budget Unit	FY 2013	FY 2013	FY 2014	FY 2014	FY 2015	FY 2015	FY 2015	FY 2015
Decision Item	ACTUAL	ACTUAL	BUDGET	BUDGET	DEPT REQ	DEPT REQ	GOV REC	GOV REC
Budget Object Class	DOLLAR	FTE	DOLLAR	FTE	DOLLAR	FTE	DOLLAR	FTE
ENVIRONMENTAL SERVICES PRGM								
Drug Lab Emerg Responder Trng - 1780004								
PROFESSIONAL SERVICES	0	0.00	0	0.00	75,000	0.00	0	0.00
TOTAL - EE	0	0.00	0	0.00	75,000	0.00	0	0.00
GRAND TOTAL	\$0	0.00	\$0	0.00	\$75,000	0.00	\$0	0.00
GENERAL REVENUE	\$0	0.00	\$0	0.00	\$75,000	0.00		0.00
FEDERAL FUNDS	\$0	0.00	\$0	0.00	\$0	0.00		0.00
OTHER FUNDS	\$0	0.00	\$0	0.00	\$0	0.00		0.00

This page was intentionally left blank.

Department of Natural Resources

DECISION ITEM SUMMARY

Budget Unit									
Decision Item	FY 2013	FY 2013	FY 2014	FY 2014	FY 2015	FY 2015	FY 2015	FY 2015	FY 2015
Budget Object Summary	ACTUAL	ACTUAL	BUDGET	BUDGET	DEPT REQ	DEPT REQ	GOV REC	GOV REC	GOV REC
Fund	DOLLAR	FTE	DOLLAR	FTE	DOLLAR	FTE	DOLLAR	FTE	FTE
ENVIRONMENTAL QUALITY ADMIN									
CORE									
PERSONAL SERVICES									
DEPT NATURAL RESOURCES	391,635	7.27	394,145	8.60	909,145	17.94	909,145	17.94	
DNR COST ALLOCATION	781,241	14.90	785,283	14.40	270,283	5.06	270,283	5.06	
TOTAL - PS	1,172,876	22.17	1,179,428	23.00	1,179,428	23.00	1,179,428	23.00	
EXPENSE & EQUIPMENT									
DEPT NATURAL RESOURCES	0	0.00	217,118	0.00	337,118	0.00	337,118	0.00	
DNR COST ALLOCATION	111,385	0.00	271,837	0.00	151,837	0.00	151,837	0.00	
TOTAL - EE	111,385	0.00	488,955	0.00	488,955	0.00	488,955	0.00	
TOTAL	1,284,261	22.17	1,668,383	23.00	1,668,383	23.00	1,668,383	23.00	
Pay Plan FY14-Cost to Continue - 0000014									
PERSONAL SERVICES									
DEPT NATURAL RESOURCES	0	0.00	0	0.00	2,151	0.00	2,151	0.00	
DNR COST ALLOCATION	0	0.00	0	0.00	3,601	0.00	3,601	0.00	
TOTAL - PS	0	0.00	0	0.00	5,752	0.00	5,752	0.00	
TOTAL	0	0.00	0	0.00	5,752	0.00	5,752	0.00	
Pay Plan FY15-COLA - 0000015									
PERSONAL SERVICES									
DEPT NATURAL RESOURCES	0	0.00	0	0.00	0	0.00	12,531	0.00	
DNR COST ALLOCATION	0	0.00	0	0.00	0	0.00	3,764	0.00	
TOTAL - PS	0	0.00	0	0.00	0	0.00	16,295	0.00	
TOTAL	0	0.00	0	0.00	0	0.00	16,295	0.00	
GRAND TOTAL	\$1,284,261	22.17	\$1,668,383	23.00	\$1,674,135	23.00	\$1,690,430	23.00	

Department of Natural Resources

DECISION ITEM SUMMARY

Budget Unit	FY 2013	FY 2013	FY 2014	FY 2014	FY 2015	FY 2015	FY 2015	FY 2015
Decision Item	ACTUAL	ACTUAL	BUDGET	BUDGET	DEPT REQ	DEPT REQ	GOV REC	GOV REC
Budget Object Summary								
Fund	DOLLAR	FTE	DOLLAR	FTE	DOLLAR	FTE	DOLLAR	FTE
TECHNICAL ASSISTANCE GRANTS								
CORE								
EXPENSE & EQUIPMENT								
DEPT NATURAL RESOURCES	5,040	0.00	343,897	0.00	343,897	0.00	343,897	0.00
NRP-WATER POLLUTION PERMIT FEE	0	0.00	700,000	0.00	700,000	0.00	700,000	0.00
TOTAL - EE	5,040	0.00	1,043,897	0.00	1,043,897	0.00	1,043,897	0.00
PROGRAM-SPECIFIC								
DEPT NATURAL RESOURCES	247,360	0.00	655,915	0.00	655,915	0.00	655,915	0.00
NRP-WATER POLLUTION PERMIT FEE	0	0.00	50,000	0.00	50,000	0.00	50,000	0.00
TOTAL - PD	247,360	0.00	705,915	0.00	705,915	0.00	705,915	0.00
TOTAL	252,400	0.00	1,749,812	0.00	1,749,812	0.00	1,749,812	0.00
GRAND TOTAL	\$252,400	0.00	\$1,749,812	0.00	\$1,749,812	0.00	\$1,749,812	0.00

CORE DECISION ITEM

Department of Natural Resources	Budget Unit 78117C, 79360C
Division of Environmental Quality	
Division of Environmental Quality - Administration	

1. CORE FINANCIAL SUMMARY

	FY 2015 Budget Request					FY 2015 Governor's Recommendation			
	GR	Federal	Other	Total		GR	Fed	Other	Total
PS	0	909,145	270,283	1,179,428	PS	0	909,145	270,283	1,179,428
EE	0	681,015	851,837	1,532,852	EE	0	681,015	851,837	1,532,852
PSD	0	655,915	50,000	705,915	PSD	0	655,915	50,000	705,915
Total	0	2,246,075	1,172,120	3,418,195	Total	0	2,246,075	1,172,120	3,418,195
FTE	0.00	17.94	5.06	23.00	FTE	0.00	17.94	5.06	23.00

Est. Fringe	0	426,389	126,763	553,152
--------------------	---	---------	---------	---------

Note: Fringes budgeted in House Bill 5 except for certain fringes budgeted directly to MoDOT, Highway Patrol, and Conservation.

Est. Fringe	0	456,482	135,709	592,191
--------------------	---	---------	---------	---------

Note: Fringes budgeted in House Bill 5 except for certain fringes budgeted directly to MoDOT, Highway Patrol, and Conservation.

Other Funds: Cost Allocation Fund (0500); Natural Resources Protection Fund - Water Pollution Permit Fee Subaccount (0568)

2. CORE DESCRIPTION

This decision item funds the administration of the Division of Environmental Quality (DEQ), which includes the Water Protection Program (WPP), Air Pollution Control Program (APCP), Hazardous Waste Program (HWP), Solid Waste Management Program (SWMP), Land Reclamation Program (LRP), Regional Offices (St. Louis Regional Office, Kansas City Regional Office, Northeast Regional Office, Southeast Regional Office, and Southwest Regional Office) and the Environmental Services Program (ESP). The division administration is responsible for long-range planning to implement policies to protect public health and the environment. These responsibilities include the integration, direction, coordination and other management functions for the direct programs' statutory mandates. In addition, the division's Environmental Investigation Unit investigates criminal violations of environmental laws.

Technical Assistance Grants: This core appropriation provides authority to fund expenses and to pass through funds for technical assistance grants, environmental studies, environmental education projects, and demonstration and pilot projects. The department also provides financial and administrative training to the managing boards and councils of wastewater and drinking water systems. In addition, this appropriation allows the department to develop partnerships and pursue federal funds

3. PROGRAM LISTING (list programs included in this core funding)

Division of Environmental Quality - Administration

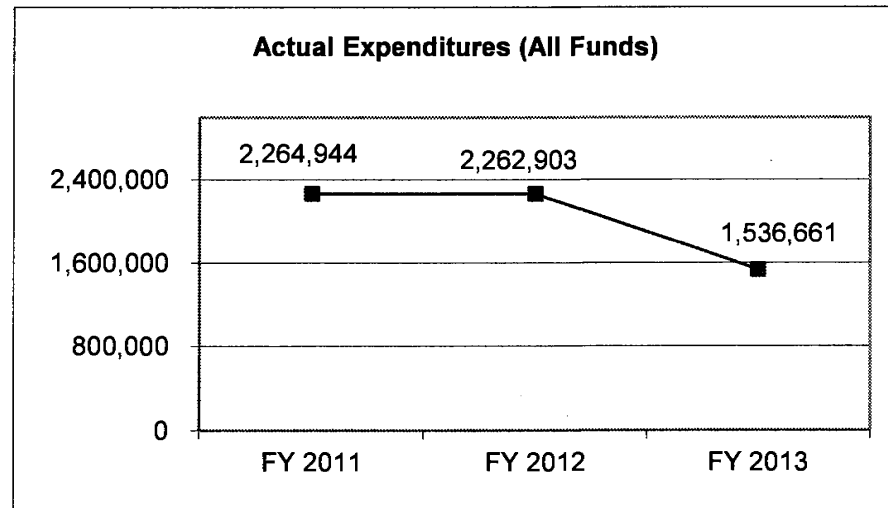
CORE DECISION ITEM

Department of Natural Resources
Division of Environmental Quality
Division of Environmental Quality - Administration

Budget Unit 78117C, 79360C

4. FINANCIAL HISTORY

	FY 2011 Actual	FY 2012 Actual	FY 2013 Actual	FY 2014 Current Yr.
Appropriation (All Funds) (1)	3,147,307	2,734,966	3,456,453	3,418,195
Less Reverted (All Funds)	0	0	0	N/A
Budget Authority (All Funds)	3,147,307	2,734,966	3,456,453	N/A
Actual Expenditures (All Funds)	2,264,944	2,262,903	1,536,661	N/A
Unexpended (All Funds)	882,363	472,063	1,919,792	N/A
Unexpended, by Fund:				
General Revenue	0	0	0	N/A
Federal	607,821	219,962	968,426	N/A
Other	274,542	252,101	951,366	N/A
	(2), (3)	(2), (3)	(2), (3)	



Reverted includes Governor's standard 3 percent reserve (when applicable) and any expenditure restrictions. Actual expenditures for all fiscal years are as of June 30 and do not include lapse period activities.

NOTES:

- (1) Financial data includes operating and pass-through appropriations.
- (2) In many cases, pass-through appropriations are set at a level to encumber and pay our commitments, which often span multiple fiscal years. This often causes high unexpended appropriation balances.
- (3) Federal operating E&E appropriations have historically been set at a level to take advantage of potential federal funding opportunities.

DEQ Administration - Reconciliation

	FY 2011 Actual	FY 2012 Actual	FY 2013 Actual	FY 2014 Current	FY 2015 Gov Rec
DEQ Admin Operations (78117C)	1,157,796	1,283,209	1,284,261	1,668,383	1,668,383
Technical Assistance Grants (79360C)	1,107,148	979,694	252,400	1,749,812	1,749,812
Total	2,264,944	2,262,903	1,536,661	3,418,195	3,418,195

CORE RECONCILIATION DETAIL

DEPARTMENT OF NATURAL RESOURCES
ENVIRONMENTAL QUALITY ADMIN

5. CORE RECONCILIATION DETAIL

				Budget Class	FTE	GR	Federal	Other	Total	Explanation
TAFP AFTER VETOES										
				PS	23.00	0	394,145	785,283	1,179,428	
				EE	0.00	0	217,118	271,837	488,955	
				Total	23.00	0	611,263	1,057,120	1,668,383	
DEPARTMENT CORE ADJUSTMENTS										
Core Reallocation	873	1873		PS	(9.34)	0	0	(515,000)	(515,000)	Core reallocations will more closely align the budget with planned spending.
Core Reallocation	873	1860		PS	9.34	0	515,000	0	515,000	Core reallocations will more closely align the budget with planned spending.
Core Reallocation	873	1879		EE	0.00	0	0	(120,000)	(120,000)	Core reallocations will more closely align the budget with planned spending.
Core Reallocation	873	1871		EE	0.00	0	120,000	0	120,000	Core reallocations will more closely align the budget with planned spending.
NET DEPARTMENT CHANGES					0.00	0	635,000	(635,000)	0	
DEPARTMENT CORE REQUEST										
				PS	23.00	0	909,145	270,283	1,179,428	
				EE	0.00	0	337,118	151,837	488,955	
				Total	23.00	0	1,246,263	422,120	1,668,383	
GOVERNOR'S RECOMMENDED CORE										
				PS	23.00	0	909,145	270,283	1,179,428	

CORE RECONCILIATION DETAIL

DEPARTMENT OF NATURAL RESOURCES
ENVIRONMENTAL QUALITY ADMIN

5. CORE RECONCILIATION DETAIL

	Budget Class	FTE	GR	Federal	Other	Total	Explanation
GOVERNOR'S RECOMMENDED CORE							
	EE	0.00	0	337,118	151,837	488,955	
	Total	23.00	0	1,246,263	422,120	1,668,383	

CORE RECONCILIATION DETAIL

**DEPARTMENT OF NATURAL RESOURCES
TECHNICAL ASSISTANCE GRANTS**

5. CORE RECONCILIATION DETAIL

	Budget Class	FTE	GR	Federal	Other	Total	Explanation
TAFP AFTER VETOES							
	EE	0.00	0	343,897	700,000	1,043,897	
	PD	0.00	0	655,915	50,000	705,915	
	Total	0.00	0	999,812	750,000	1,749,812	
DEPARTMENT CORE REQUEST							
	EE	0.00	0	343,897	700,000	1,043,897	
	PD	0.00	0	655,915	50,000	705,915	
	Total	0.00	0	999,812	750,000	1,749,812	
GOVERNOR'S RECOMMENDED CORE							
	EE	0.00	0	343,897	700,000	1,043,897	
	PD	0.00	0	655,915	50,000	705,915	
	Total	0.00	0	999,812	750,000	1,749,812	

Department of Natural Resources

DECISION ITEM DETAIL

Budget Unit	FY 2013	FY 2013	FY 2014	FY 2014	FY 2015	FY 2015	FY 2015	FY 2015
Decision Item	ACTUAL	ACTUAL	BUDGET	BUDGET	DEPT REQ	DEPT REQ	GOV REC	GOV REC
Budget Object Class	DOLLAR	FTE	DOLLAR	FTE	DOLLAR	FTE	DOLLAR	FTE
ENVIRONMENTAL QUALITY ADMIN								
CORE								
ADMIN OFFICE SUPPORT ASSISTANT	62,729	2.12	59,888	2.00	63,637	3.00	63,637	3.00
BUDGET ANAL III	47,827	1.01	47,461	1.00	47,422	1.00	47,422	1.00
PUBLIC INFORMATION COOR	88,320	2.00	40,543	1.00	88,892	2.00	88,892	2.00
PUBLIC INFORMATION ADMSTR	0	0.00	48,418	1.00	0	0.00	0	0.00
EXECUTIVE I	1,678	0.05	0	0.00	0	0.00	0	0.00
MANAGEMENT ANALYSIS SPEC I	25,942	0.71	36,952	1.00	42,034	1.00	42,034	1.00
MANAGEMENT ANALYSIS SPEC II	97,810	2.25	86,695	2.00	134,550	3.00	134,550	3.00
ADMINISTRATIVE ANAL II	31,549	0.76	41,301	1.00	0	0.00	0	0.00
GRAPHIC ARTS SPEC II	28,189	1.00	28,485	1.00	28,462	1.00	28,462	1.00
ENVIRONMENTAL MGR B2	127,486	2.00	55,669	1.00	128,032	2.00	128,032	2.00
FISCAL & ADMINISTRATIVE MGR B2	422	0.01	0	0.00	0	0.00	0	0.00
FISCAL & ADMINISTRATIVE MGR B3	72,252	1.00	72,503	1.00	72,502	1.00	72,502	1.00
INVESTIGATION MGR B1	100,097	2.00	100,761	2.00	100,679	2.00	100,679	2.00
RESEARCH MANAGER B2	0	0.00	56,949	1.00	0	0.00	0	0.00
DESIGNATED PRINCIPAL ASST DEPT	22,711	0.29	0	0.00	0	0.00	0	0.00
DIVISION DIRECTOR	94,912	1.00	95,358	1.00	98,770	1.00	98,770	1.00
DEPUTY DIVISION DIRECTOR	166,365	2.00	166,866	2.00	166,866	2.00	166,866	2.00
DESIGNATED PRINCIPAL ASST DIV	110,824	1.97	147,148	3.00	113,242	2.00	113,242	2.00
LEGAL COUNSEL	93,763	2.00	94,431	2.00	94,340	2.00	94,340	2.00
TOTAL - PS	1,172,876	22.17	1,179,428	23.00	1,179,428	23.00	1,179,428	23.00
TRAVEL, IN-STATE	44,386	0.00	28,025	0.00	28,025	0.00	28,025	0.00
TRAVEL, OUT-OF-STATE	2,047	0.00	5,561	0.00	5,561	0.00	5,561	0.00
SUPPLIES	23,492	0.00	59,611	0.00	59,611	0.00	59,611	0.00
PROFESSIONAL DEVELOPMENT	20,046	0.00	38,073	0.00	38,073	0.00	38,073	0.00
COMMUNICATION SERV & SUPP	18,364	0.00	47,797	0.00	47,797	0.00	47,797	0.00
PROFESSIONAL SERVICES	1,165	0.00	212,502	0.00	212,502	0.00	212,502	0.00
M&R SERVICES	611	0.00	41,729	0.00	41,729	0.00	41,729	0.00
MOTORIZED EQUIPMENT	0	0.00	5	0.00	5	0.00	5	0.00
OFFICE EQUIPMENT	438	0.00	20,284	0.00	20,284	0.00	20,284	0.00
OTHER EQUIPMENT	552	0.00	12,552	0.00	12,552	0.00	12,552	0.00
PROPERTY & IMPROVEMENTS	0	0.00	3,142	0.00	3,142	0.00	3,142	0.00
BUILDING LEASE PAYMENTS	0	0.00	1,770	0.00	1,770	0.00	1,770	0.00

Department of Natural Resources

DECISION ITEM DETAIL

Budget Unit	FY 2013	FY 2013	FY 2014	FY 2014	FY 2015	FY 2015	FY 2015	FY 2015
Decision Item	ACTUAL	ACTUAL	BUDGET	BUDGET	DEPT REQ	DEPT REQ	GOV REC	GOV REC
Budget Object Class	DOLLAR	FTE	DOLLAR	FTE	DOLLAR	FTE	DOLLAR	FTE
ENVIRONMENTAL QUALITY ADMIN								
CORE								
EQUIPMENT RENTALS & LEASES	16	0.00	9,346	0.00	9,346	0.00	9,346	0.00
MISCELLANEOUS EXPENSES	268	0.00	8,558	0.00	8,558	0.00	8,558	0.00
TOTAL - EE	111,385	0.00	488,955	0.00	488,955	0.00	488,955	0.00
GRAND TOTAL	\$1,284,261	22.17	\$1,668,383	23.00	\$1,668,383	23.00	\$1,668,383	23.00
GENERAL REVENUE	\$0	0.00	\$0	0.00	\$0	0.00	\$0	0.00
FEDERAL FUNDS	\$391,635	7.27	\$611,263	8.60	\$1,246,263	17.94	\$1,246,263	17.94
OTHER FUNDS	\$892,626	14.90	\$1,057,120	14.40	\$422,120	5.06	\$422,120	5.06

Department of Natural Resources

DECISION ITEM DETAIL

Budget Unit	FY 2013	FY 2013	FY 2014	FY 2014	FY 2015	FY 2015	FY 2015	FY 2015
Decision Item	ACTUAL	ACTUAL	BUDGET	BUDGET	DEPT REQ	DEPT REQ	GOV REC	GOV REC
Budget Object Class	DOLLAR	FTE	DOLLAR	FTE	DOLLAR	FTE	DOLLAR	FTE
TECHNICAL ASSISTANCE GRANTS								
CORE								
SUPPLIES	0	0.00	657	0.00	657	0.00	657	0.00
PROFESSIONAL SERVICES	5,040	0.00	1,031,800	0.00	1,031,800	0.00	1,031,800	0.00
M&R SERVICES	0	0.00	2,820	0.00	2,820	0.00	2,820	0.00
MOTORIZED EQUIPMENT	0	0.00	4,700	0.00	4,700	0.00	4,700	0.00
OTHER EQUIPMENT	0	0.00	1,880	0.00	1,880	0.00	1,880	0.00
PROPERTY & IMPROVEMENTS	0	0.00	1,100	0.00	1,100	0.00	1,100	0.00
MISCELLANEOUS EXPENSES	0	0.00	940	0.00	940	0.00	940	0.00
TOTAL - EE	5,040	0.00	1,043,897	0.00	1,043,897	0.00	1,043,897	0.00
PROGRAM DISTRIBUTIONS	247,360	0.00	705,915	0.00	705,915	0.00	705,915	0.00
TOTAL - PD	247,360	0.00	705,915	0.00	705,915	0.00	705,915	0.00
GRAND TOTAL	\$252,400	0.00	\$1,749,812	0.00	\$1,749,812	0.00	\$1,749,812	0.00
GENERAL REVENUE	\$0	0.00	\$0	0.00	\$0	0.00	\$0	0.00
FEDERAL FUNDS	\$252,400	0.00	\$999,812	0.00	\$999,812	0.00	\$999,812	0.00
OTHER FUNDS	\$0	0.00	\$750,000	0.00	\$750,000	0.00	\$750,000	0.00

PROGRAM DESCRIPTION

Department of Natural Resources

DEQ - Administration

Program is found in the following core budget(s): Division of Environmental Quality Administration

1. What does this program do?

The Division of Environmental Quality (DEQ) Administration is responsible for long-range planning to implement policies to protect public health and the environment. These responsibilities include the integration, direction, coordination and other management functions for the direct programs' statutory mandates. In addition, administration provides coordination with other DNR divisions and external stakeholders including the general public, community organizations and regulated businesses. Division staff also represent programs and the department in negotiations with federal and state agencies. Staff are committed to the continuous improvement of the effectiveness of the programs through administrative support, policy direction, fiscal management and legal reviews. Division staff communicate with citizens, business, media and legislators to provide information and respond to specific inquiries on environmental issues. Staff also provide policy direction and coordination for several activities including: permitting for major facility siting, rulemakings, environmental management systems and enforcement, risk-based corrective action, quality assurance and strategic plans. The division's Environmental Investigation Unit investigates criminal violations of environmental laws. They coordinate with federal enforcement agencies such as EPA criminal investigators, the FBI and local law enforcement agencies on major criminal case investigations. In addition, they work with federal, state, county and city attorneys in prosecuting violators. The Division of Environmental Quality includes the Water Protection Program (WPP), Air Pollution Control Program (APCP), Hazardous Waste Program (HWP), Solid Waste Management Program (SWMP), Land Reclamation Program (LRP), Regional Offices (St. Louis Regional Office, Kansas City Regional Office, Northeast Regional Office, Southeast Regional Office, and Southwest Regional Office) and the Environmental Services Program (ESP).

Technical Assistance Grants: This program helps people, businesses and local governments understand natural resource concepts and issues, comply with statutes and regulations, use pollution prevention strategies, complete environmental studies, test pilot projects and certify operators of public water supply systems. To more effectively accomplish these activities, the department pursues federal grant monies that may be available for pass through to the public, local governments, other agencies and other partners.

Educational activities, training, information dissemination and technology transfer methods, such as demonstration and pilot projects, are among the most effective ways to promote pollution prevention practices and develop an organization's technical, managerial, and financial capabilities. Funding this decision item enhances the ability to accomplish these goals for Missouri through demonstration and pilot projects, workshops, and educational and training activities by enabling available monies to be passed through to public and private partners.

In addition, this appropriation will be used to provide financial and administrative training to the managing boards and councils of wastewater treatment facilities and public water systems through the use of a contract.

The department provides federal funds to help train and certify drinking water operators employed by community and non-transient, non-community public water systems serving a population of 3,300 or less. To distribute funds to qualifying public water supply systems, the department is using a voucher program. Vouchers are used by the public water supply systems to pay for approved training courses, as well as exam fees and certification renewal fees. These small public water supply systems are better able to meet the federal requirements of having, and maintaining, trained and certified operators for their systems through the use of the voucher program. The department is beginning to implement a similar Operator Certification program through other funds for wastewater facility operators to help train and certify wastewater operators.

PROGRAM DESCRIPTION

Department of Natural Resources

DEQ - Administration

Program is found in the following core budget(s): Division of Environmental Quality Administration

1. What does this program do (continued)?

DEQ Administration - Reconciliation					
	FY 2011	FY 2012	FY 2013	FY 2014	FY 2015
	Actual	Actual	Actual	Current	Gov Rec
DEQ Admin Operations (78117C)	1,157,796	1,283,209	1,284,261	1,668,383	1,668,383
Technical Assistance Grants (79360C)	1,107,148	979,694	252,400	1,749,812	1,749,812
Total	2,264,944	2,262,903	1,536,661	3,418,195	3,418,195

2. What is the authorization for this program, i.e., federal or state statute, etc.? (Include the federal program number, if applicable.)

The Division of Environmental Quality administers programs that protect human health, public welfare and the environment. These programs are authorized by state and federal laws as noted in each of their program descriptions. These laws deal with air quality, solid and hazardous wastes, mining and reclamation, voluntary cleanup, petroleum storage tanks, clean water and drinking water.

Federal Clean Air Act, with amendments (1990)
 RSMo 640.010 – 640.758
 RSMo 640.100
 RSMo 643.173 and 643.175
 RSMo 643.060 (2)
 RSMo 644.006 through 644.096

Department of Natural Resources - Duties associated with environmental assistance on behalf of the department
 Drinking Water Operator Certification; Safe Drinking Water Act
 Small Business Technical Assistance Program
 Prevention, Abatement, and Control of Air Pollution
 Water Pollution Planning, Permitting, Inspection, Remediation, Technical Assistance

3. Are there federal matching requirements? If yes, please explain.

The division receives several federal grants. The matching requirements for these are listed in each of the applicable program descriptions.

Drinking Water SRF Capitalization Grant - Local & Other Set-Aside	100% Federal (EPA)
Other competitive grants may require various matching ratios	varies

4. Is this a federally mandated program? If yes, please explain.

The Division Administration oversees and coordinates programmatic responsibilities for which the state has elected, through environmental statutes, to seek delegation of federal programs. As it relates to Technical Assistance Grants, federal law mandates that operators of public drinking water systems be certified.

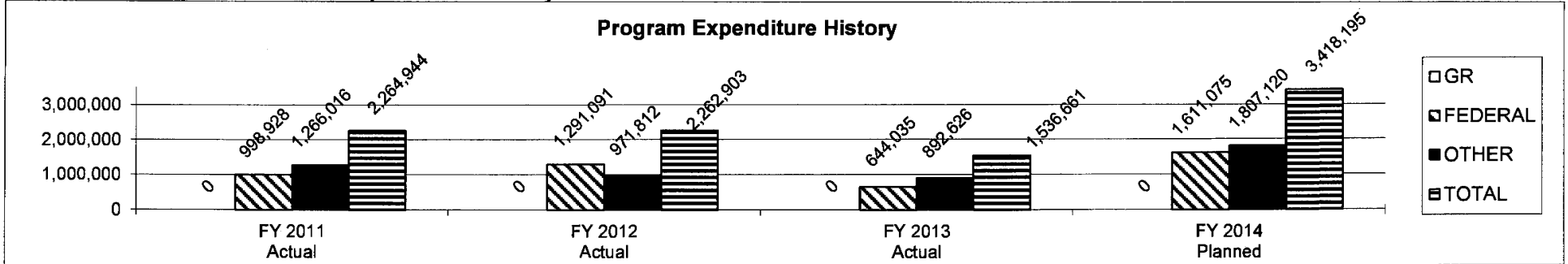
PROGRAM DESCRIPTION

Department of Natural Resources

DEQ - Administration

Program is found in the following core budget(s): Division of Environmental Quality Administration

5. Provide actual expenditures for the prior three fiscal years.




Notes: Actual expenditures for all fiscal years are as of June 30 and do not include lapse period activities. Financial data includes operating and pass-through appropriations. Core pass-through appropriations are set at a level to encumber and pay our commitments, which often span multiple fiscal years. FY 2014 Planned is shown at full appropriation.

6. What are the sources of the "Other " funds?

Cost Allocation Fund (0500); Natural Resources Protection Fund - Water Pollution Permit Fee Subaccount (0568)

7a. Provide an effectiveness measure.



Education includes training for the managing boards and councils of wastewater treatment facilities and public water systems. The department is in process of developing this training program. FY2011 includes technical assistance provided to a small community who experienced a failure of both its drinking water and waste water systems. In FY 2012, assistance was also provided to other small communities in the form of grants to assist with recovery from the tornado that struck southwest Missouri in May, 2012.

PROGRAM DESCRIPTION

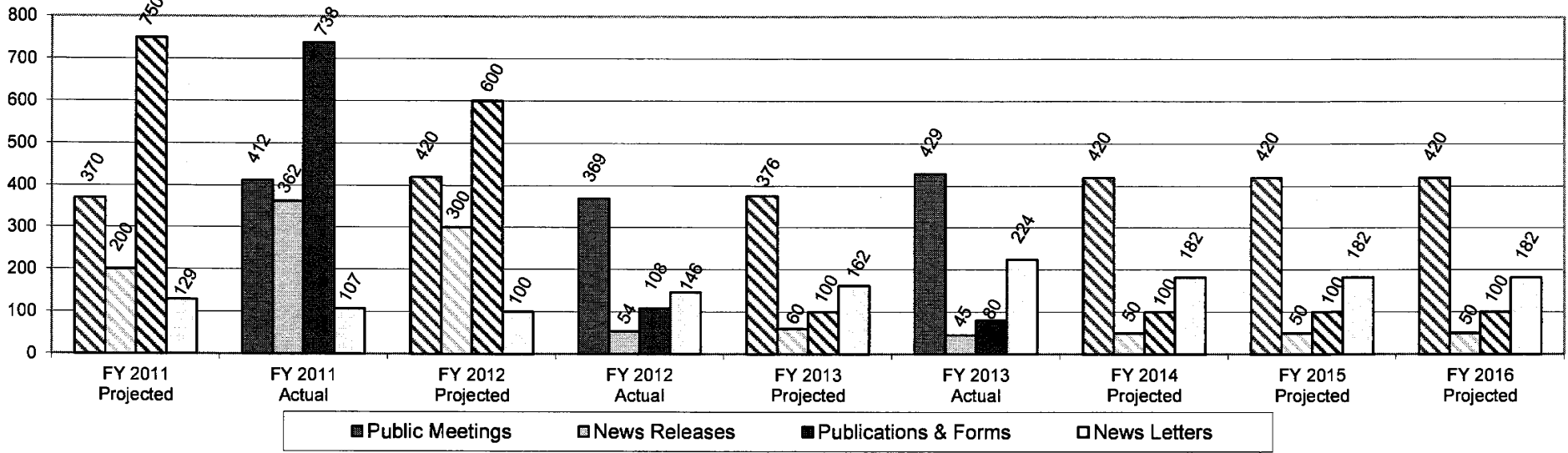
Department of Natural Resources

DEQ - Administration

Program is found in the following core budget(s): Division of Environmental Quality Administration

7a. Provide an effectiveness measure (continued).

Involving Missourians in Solving Environmental Problems



The division strives to maintain public awareness and involvement in the issues affecting Missourians' environment. We include the number of broadcast e-mails in the News Letters category. The following are some of the existing committees that benefit from broadcast e-mails: Air Forum, Air Conservation Commission, Business Assistance, Clean Water Commission, Clean Water Forum, E-Scrap Stakeholder Workgroup, Enforcement and Compliance Assistance for Hazardous Waste Generators, Hazardous Waste Generator Reporting, Hazardous Waste Forum, Hazardous Waste Management Commission Quarterly Report Newsletter, Redevelopment and Brownfields Cleanup, Stage I and Stage II Vapor Recovery, and Water Quality Coordinating Committee. Beginning in FY 2012 there was a change in process for news releases, thus projections are more in line with FY 2012 and FY 2013 actual. In addition, we revised how we are reporting publications and forms beginning in FY 2012.

PROGRAM DESCRIPTION

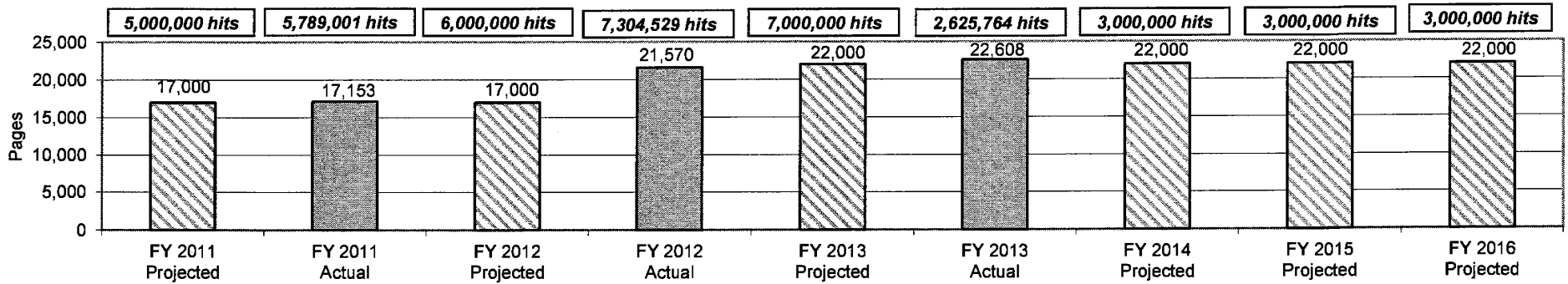
Department of Natural Resources

DEQ - Administration

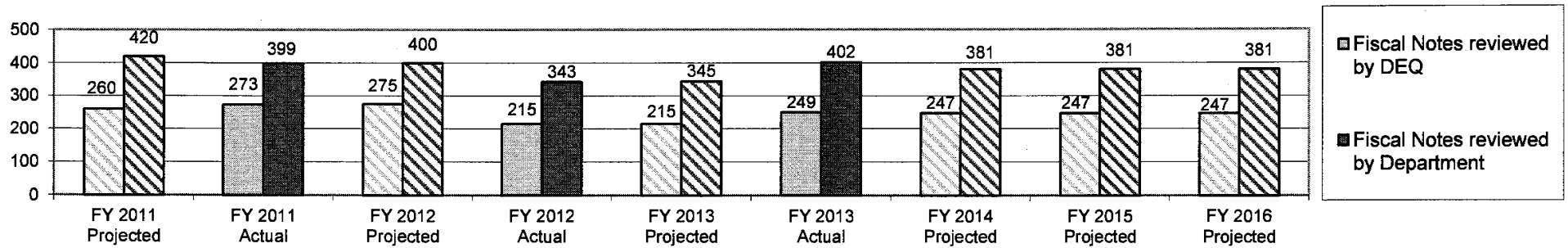
Program is found in the following core budget(s): Division of Environmental Quality Administration

7a. Provide an effectiveness measure (continued).

DEQ Web Hits and Pages



Fiscal Note Reviews Provided for Proposed Legislation



Division administration is responsible for projecting impacts of proposed legislation involving the division's programmatic functions. The division adds valuable input on the effects of potential legislation or amended regulations through a procedure allowing each program to provide comments on technical aspects of legislation, cost impacts and feasibility. The division then provides information in a consolidated format to the department.

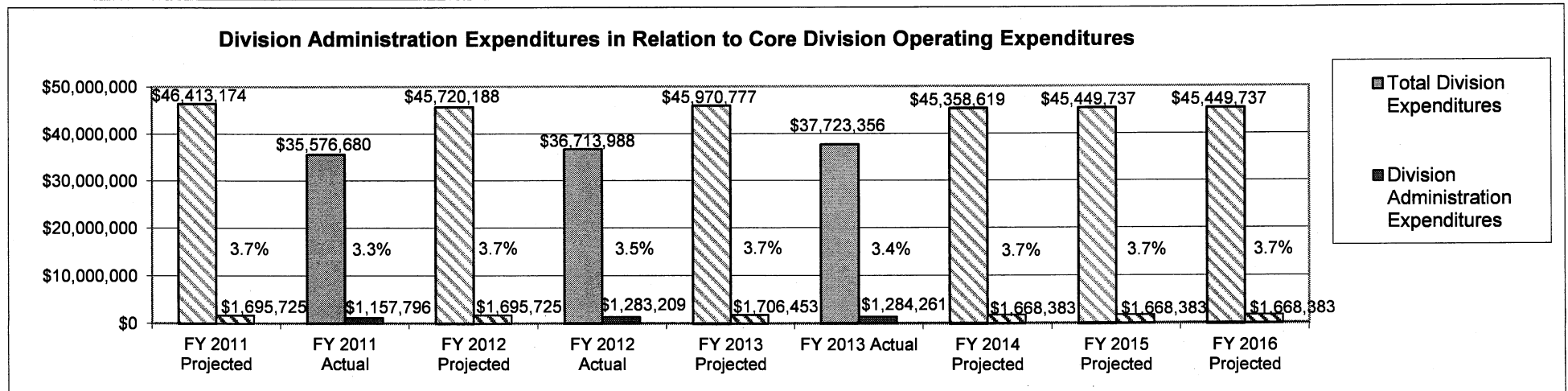
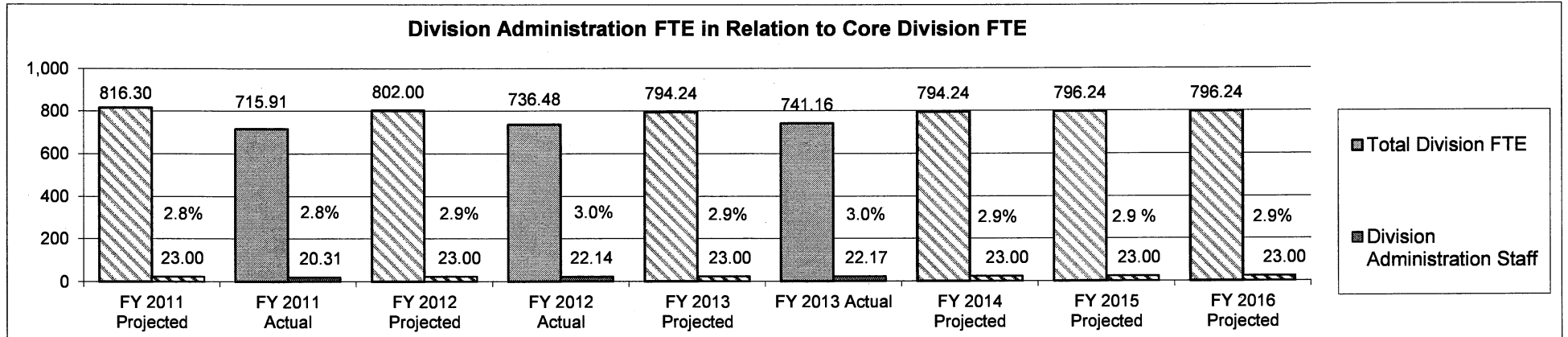
PROGRAM DESCRIPTION

Department of Natural Resources

DEQ - Administration

Program is found in the following core budget(s): Division of Environmental Quality Administration

7b. Provide an efficiency measure.



Projections are based on full appropriation spending. These projections only include operating appropriations; pass through appropriations are not included.

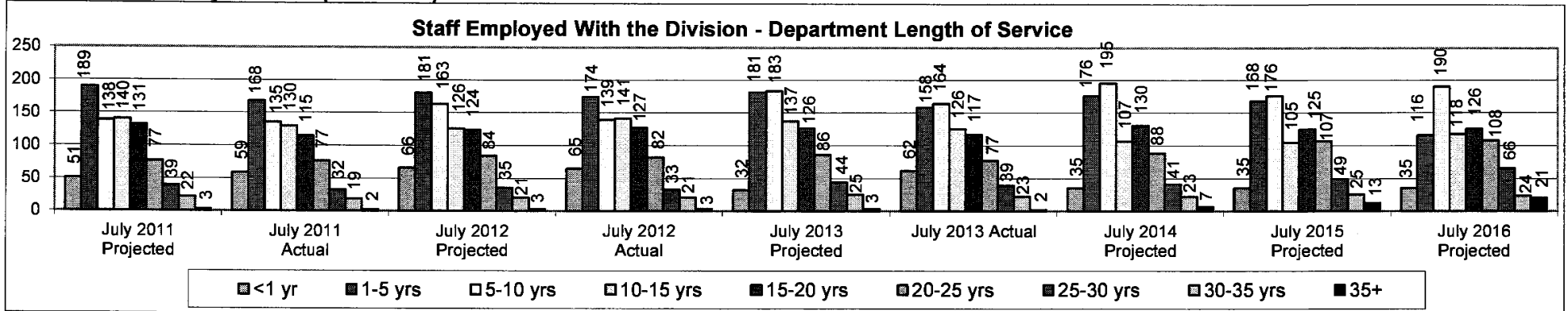
PROGRAM DESCRIPTION

Department of Natural Resources

DEQ - Administration

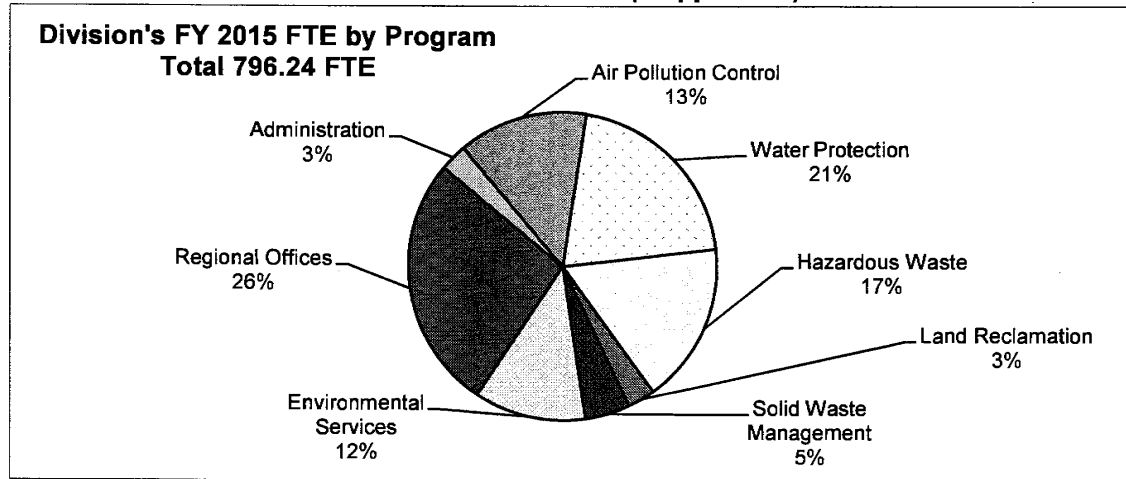
Program is found in the following core budget(s): Division of Environmental Quality Administration

7b. Provide an efficiency measure (continued).



The goal of the division is to recruit and retain the best employees by providing staff with the communication, training, infrastructure and resources to continue to do their jobs in an effective way and in a professional working environment.

7c. Provide the number of clients/individuals served (if applicable)



The Division serves the line programs by aiding in resource maximization:

Water Protection, Air Pollution Control, Hazardous Waste Management, Solid Waste Management, Land Reclamation, Regional Offices and Environmental Services.

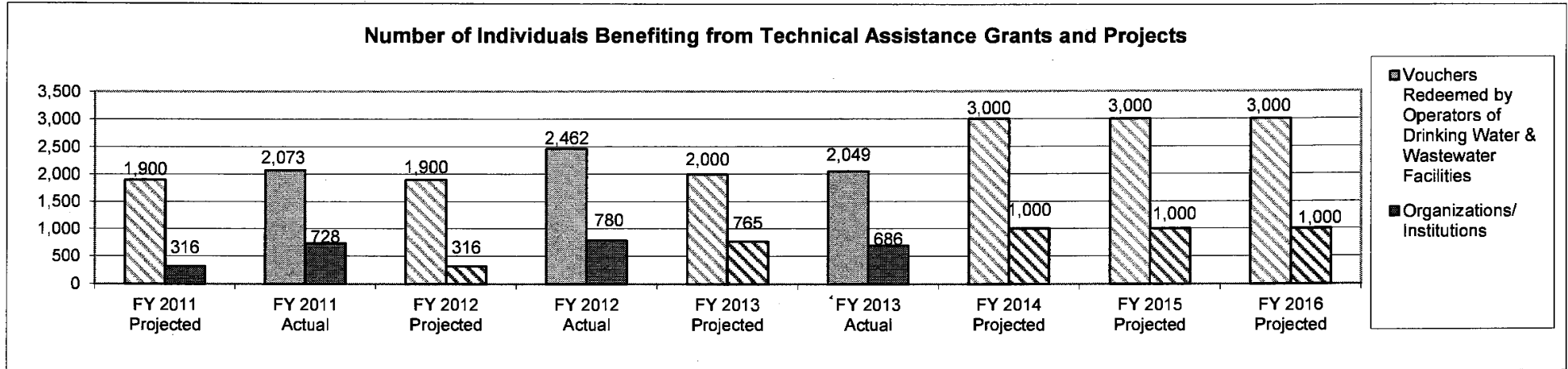
PROGRAM DESCRIPTION

Department of Natural Resources

DEQ - Administration

Program is found in the following core budget(s): Division of Environmental Quality Administration

7c. Provide the number of clients/individuals served (if applicable) continued.



The number of organizations/institutions reflect the number of public water systems utilizing the operator certification training voucher program. In FY 2012 assistance was provided to small communities in the form of grants to assist with recovery from the tornado that struck southwest Missouri in May, 2012. The department is in the process of developing a training program for the managing boards and councils of wastewater treatment facilities and public water systems, as well as a program for wastewater operator certification. Projections beginning in FY 2013 include public water systems that will utilize the drinking water operator certification training voucher program and the number of water and wastewater system boards and councils that are expected to receive training; FY 2014 through FY 2016 projections also include wastewater systems that are expected to begin redeeming vouchers in FY 2014.

PROGRAM DESCRIPTION

Department of Natural Resources

DEQ - Administration

Program is found in the following core budget(s): Division of Environmental Quality Administration

7c. Provide the number of clients/individuals served (if applicable) continued.

DNR Boards and Commission Served:

Air Conservation Commission
Clean Water Commission
Environmental Improvement and Energy Resources Authority
Hazardous Waste Management Commission
Interstate Mining Compact Commission
Industrial Minerals Advisory Council
Land Reclamation Commission
Petroleum Storage Tank Insurance Fund
Safe Drinking Water Commission
Small Business Compliance Advisory Committee
Solid Waste Advisory Board

7d. Provide a customer satisfaction measure, if available.

Not available

This page was intentionally left blank.

Department of Natural Resources

DECISION ITEM SUMMARY

Budget Unit								
Decision Item	FY 2013	FY 2013	FY 2014	FY 2014	FY 2015	FY 2015	FY 2015	FY 2015
Budget Object Summary	ACTUAL	ACTUAL	BUDGET	BUDGET	DEPT REQ	DEPT REQ	GOV REC	GOV REC
Fund	DOLLAR	FTE	DOLLAR	FTE	DOLLAR	FTE	DOLLAR	FTE
AGENCY WIDE TANK BOARD								
CORE								
PERSONAL SERVICES								
PETROLEUM STORAGE TANK INS	122,779	2.00	192,943	2.00	192,943	2.00	192,943	2.00
TOTAL - PS	122,779	2.00	192,943	2.00	192,943	2.00	192,943	2.00
EXPENSE & EQUIPMENT								
PETROLEUM STORAGE TANK INS	1,371,467	0.00	2,095,354	0.00	2,095,354	0.00	2,095,354	0.00
TOTAL - EE	1,371,467	0.00	2,095,354	0.00	2,095,354	0.00	2,095,354	0.00
TOTAL	1,494,246	2.00	2,288,297	2.00	2,288,297	2.00	2,288,297	2.00
Pay Plan FY14-Cost to Continue - 0000014								
PERSONAL SERVICES								
PETROLEUM STORAGE TANK INS	0	0.00	0	0.00	500	0.00	500	0.00
TOTAL - PS	0	0.00	0	0.00	500	0.00	500	0.00
TOTAL	0	0.00	0	0.00	500	0.00	500	0.00
Pay Plan FY15-COLA - 0000015								
PERSONAL SERVICES								
PETROLEUM STORAGE TANK INS	0	0.00	0	0.00	0	0.00	2,659	0.00
TOTAL - PS	0	0.00	0	0.00	0	0.00	2,659	0.00
TOTAL	0	0.00	0	0.00	0	0.00	2,659	0.00
GRAND TOTAL	\$1,494,246	2.00	\$2,288,297	2.00	\$2,288,797	2.00	\$2,291,456	2.00

CORE DECISION ITEM

Department of Natural Resources	Budget Unit <u>79611C</u>
Petroleum Storage Tank Insurance Fund Board of Trustees	
Staff and Operating Expenses Core	

1. CORE FINANCIAL SUMMARY

	FY 2015 Budget Request				FY 2015 Governor's Recommendation				
	GR	Federal	Other	Total	GR	Fed	Other	Total	
PS	0	0	192,943	192,943	PS	0	0	192,943	192,943
EE	0	0	2,095,354	2,095,354	EE	0	0	2,095,354	2,095,354
PSD	0	0	0	0	PSD	0	0	0	0
Total	0	0	2,288,297	2,288,297	Total	0	0	2,288,297	2,288,297
FTE	0.00	0.00	2.00	2.00	FTE	0.00	0.00	2.00	2.00

Est. Fringe	0	0	90,490	90,490
--------------------	---	---	--------	--------

Note: Fringes budgeted in House Bill 5 except for certain fringes budgeted directly to MoDOT, Highway Patrol, and Conservation.

Est. Fringe	0	0	96,877	96,877
--------------------	---	---	--------	--------

Note: Fringes budgeted in House Bill 5 except for certain fringes budgeted directly to MoDOT, Highway Patrol, and Conservation.

Other Funds: Petroleum Storage Tank Insurance Fund (0585)

2. CORE DESCRIPTION

Missourians who store/sell petroleum are required to have a financial responsibility mechanism to pay for costs of cleanup and third party damages if the tank or piping leaks. Private insurance is unavailable or prohibitively expensive for many small businesses that own tanks. The Petroleum Storage Tank Insurance Fund (PSTIF) provides an economical way for tank owners/operators to comply with this requirement. In addition, thousands of tank sites in the state were contaminated with petroleum before environmental laws were enacted and are not economically viable due to environmental liability. The PSTIF also pays for cleanup of these sites, subject to statutory criteria, which stimulates redevelopment of these properties.

The PSTIF is funded by a fee on all petroleum coming into the state and is managed by an 11-member Board of Trustees. The PSTIF also pays for 80-85% of compliance inspections required by the EPA. SB135, enacted in 2011, gave the PSTIF responsibility for training underground tank operators, also required by the EPA; this will be done in FY15 within current appropriation levels. This core funds the Board's staff and operating expenses, including application review and policy issuance; inspections; annual compliance reviews; loss prevention activities; accounting and annual audit; actuarial analyses and cash flow projections; data management; and Board/staff expenses.

CORE DECISION ITEM

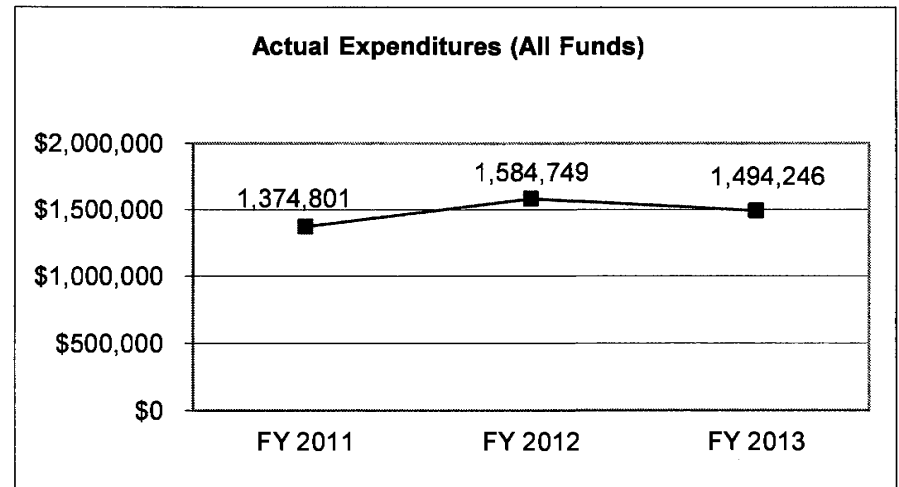
Department of Natural Resources	Budget Unit <u>79611C</u>
Petroleum Storage Tank Insurance Fund Board of Trustees	
Staff and Operating Expenses Core	

3. PROGRAM LISTING (list programs included in this core funding)

Petroleum Storage Tank Insurance Fund

4. FINANCIAL HISTORY

	FY 2011 Actual	FY 2012 Actual	FY 2013 Actual	FY 2014 Current Yr.
Appropriation (All Funds)	2,291,351	2,291,351	2,292,601	2,288,297
Less Reverted (All Funds)	0	0	0	N/A
Budget Authority (All Funds)	2,291,351	2,291,351	2,292,601	N/A
Actual Expenditures (All Funds)	1,374,801	1,584,749	1,494,246	N/A
Unexpended (All Funds)	916,550	706,602	798,355	N/A
Unexpended, by Fund:				
General Revenue	0	0	0	N/A
Federal	0	0	0	N/A
Other	916,550	706,602	798,355	N/A



Reverted includes Governor's standard 3 percent reserve (when applicable) and any expenditure restrictions.
Actual expenditures for all fiscal years are as of June 30 and do not include lapse period expenditures.

CORE RECONCILIATION DETAIL

DEPARTMENT OF NATURAL RESOURCES
AGENCY WIDE TANK BOARD

5. CORE RECONCILIATION DETAIL

	Budget Class	FTE	GR	Federal	Other	Total	Explanation
TAFP AFTER VETOES							
	PS	2.00	0	0	192,943	192,943	
	EE	0.00	0	0	2,095,354	2,095,354	
	Total	2.00	0	0	2,288,297	2,288,297	
DEPARTMENT CORE REQUEST							
	PS	2.00	0	0	192,943	192,943	
	EE	0.00	0	0	2,095,354	2,095,354	
	Total	2.00	0	0	2,288,297	2,288,297	
GOVERNOR'S RECOMMENDED CORE							
	PS	2.00	0	0	192,943	192,943	
	EE	0.00	0	0	2,095,354	2,095,354	
	Total	2.00	0	0	2,288,297	2,288,297	

Department of Natural Resources

DECISION ITEM DETAIL

Budget Unit	FY 2013	FY 2013	FY 2014	FY 2014	FY 2015	FY 2015	FY 2015	FY 2015
Decision Item	ACTUAL	ACTUAL	BUDGET	BUDGET	DEPT REQ	DEPT REQ	GOV REC	GOV REC
Budget Object Class	DOLLAR	FTE	DOLLAR	FTE	DOLLAR	FTE	DOLLAR	FTE
AGENCY WIDE TANK BOARD								
CORE								
PROGRAM MANAGER	0	0.00	69,604	0.00	69,634	0.00	69,634	0.00
EXECUTIVE DIRECTOR	85,711	1.00	85,961	1.00	85,961	1.00	85,961	1.00
ADMINISTRATIVE ASSISTANT	37,068	1.00	37,378	1.00	37,348	1.00	37,348	1.00
TOTAL - PS	122,779	2.00	192,943	2.00	192,943	2.00	192,943	2.00
TRAVEL, IN-STATE	2,817	0.00	3,184	0.00	3,184	0.00	3,184	0.00
SUPPLIES	4,789	0.00	4,845	0.00	4,845	0.00	4,845	0.00
PROFESSIONAL DEVELOPMENT	550	0.00	1,425	0.00	1,425	0.00	1,425	0.00
COMMUNICATION SERV & SUPP	2,812	0.00	5,000	0.00	5,000	0.00	5,000	0.00
PROFESSIONAL SERVICES	1,357,579	0.00	2,063,800	0.00	2,063,800	0.00	2,063,800	0.00
HOUSEKEEPING & JANITORIAL SERV	0	0.00	100	0.00	100	0.00	100	0.00
M&R SERVICES	203	0.00	1,000	0.00	1,000	0.00	1,000	0.00
OFFICE EQUIPMENT	0	0.00	3,000	0.00	3,000	0.00	3,000	0.00
OTHER EQUIPMENT	0	0.00	3,000	0.00	3,000	0.00	3,000	0.00
BUILDING LEASE PAYMENTS	587	0.00	1,000	0.00	1,000	0.00	1,000	0.00
EQUIPMENT RENTALS & LEASES	282	0.00	1,000	0.00	1,000	0.00	1,000	0.00
MISCELLANEOUS EXPENSES	1,848	0.00	6,000	0.00	6,000	0.00	6,000	0.00
REBILLABLE EXPENSES	0	0.00	2,000	0.00	2,000	0.00	2,000	0.00
TOTAL - EE	1,371,467	0.00	2,095,354	0.00	2,095,354	0.00	2,095,354	0.00
GRAND TOTAL	\$1,494,246	2.00	\$2,288,297	2.00	\$2,288,297	2.00	\$2,288,297	2.00
GENERAL REVENUE	\$0	0.00	\$0	0.00	\$0	0.00	\$0	0.00
FEDERAL FUNDS	\$0	0.00	\$0	0.00	\$0	0.00	\$0	0.00
OTHER FUNDS	\$1,494,246	2.00	\$2,288,297	2.00	\$2,288,297	2.00	\$2,288,297	2.00

Department of Natural Resources

DECISION ITEM SUMMARY

Budget Unit								
Decision Item	FY 2013	FY 2013	FY 2014	FY 2014	FY 2015	FY 2015	FY 2015	FY 2015
Budget Object Summary	ACTUAL	ACTUAL	BUDGET	BUDGET	DEPT REQ	DEPT REQ	GOV REC	GOV REC
Fund	DOLLAR	FTE	DOLLAR	FTE	DOLLAR	FTE	DOLLAR	FTE
PETROLEUM STORAGE TANK INSURA								
CORE								
EXPENSE & EQUIPMENT								
PETROLEUM STORAGE TANK INS	2,067,738	0.00	1,060,000	0.00	2,260,000	0.00	2,260,000	0.00
TOTAL - EE	2,067,738	0.00	1,060,000	0.00	2,260,000	0.00	2,260,000	0.00
PROGRAM-SPECIFIC								
PETROLEUM STORAGE TANK INS	10,866,494	0.00	19,010,000	0.00	17,810,000	0.00	17,810,000	0.00
TOTAL - PD	10,866,494	0.00	19,010,000	0.00	17,810,000	0.00	17,810,000	0.00
TOTAL	12,934,232	0.00	20,070,000	0.00	20,070,000	0.00	20,070,000	0.00
GRAND TOTAL	\$12,934,232	0.00	\$20,070,000	0.00	\$20,070,000	0.00	\$20,070,000	0.00

CORE DECISION ITEM

Department of Natural Resources	Budget Unit <u>79670C</u>
Petroleum Storage Tank Insurance Fund	
Claims Costs and Erroneous Receipts Core	

1. CORE FINANCIAL SUMMARY

	FY 2015 Budget Request					FY 2015 Governor's Recommendation			
	GR	Federal	Other	Total		GR	Fed	Other	Total
PS	0	0	0	0	PS	0	0	0	0
EE	0	0	2,260,000	2,260,000	EE	0	0	2,260,000	2,260,000
PSD	0	0	17,810,000	17,810,000	PSD	0	0	17,810,000	17,810,000 E
Total	0	0	20,070,000	20,070,000	Total	0	0	20,070,000	20,070,000
FTE	0.00	0.00	0.00	0.00	FTE	0.00	0.00	0.00	0.00

Est. Fringe	0	0	0	0
--------------------	---	---	---	---

Note: Fringes budgeted in House Bill 5 except for certain fringes budgeted directly to MoDOT, Highway Patrol, and Conservation.

Est. Fringe	0	0	0	0
--------------------	---	---	---	---

Note: Fringes budgeted in House Bill 5 except for certain fringes budgeted directly to MoDOT, Highway Patrol, and Conservation.

Other Funds: Petroleum Storage Tank Insurance Fund (0585)

The FY 2015 Governor's Recommendation includes restoration of the estimated (E) refunds appropriation.

2. CORE DESCRIPTION

Missourians who store/sell petroleum are required to have a financial responsibility mechanism to pay for costs of cleanup and third party damages if the tank or piping leaks. Private insurance is unavailable or prohibitively expensive for many small businesses that own tanks. The Petroleum Storage Tank Insurance Fund (PSTIF) provides an economical way for tank owners/operators to comply with this requirement. In addition, thousands of tank sites in the state were contaminated with petroleum before environmental laws were enacted and are not economically viable due to environmental liability. The PSTIF also pays for cleanup of these sites, subject to statutory criteria, which stimulates redevelopment of these properties. The PSTIF is funded by a fee on all petroleum coming into the state and is managed by an 11-member Board of Trustees. SB907, enacted in 2008, extends the operation of the PSTIF to 2020.

This appropriation authorizes investigation, adjudication and payment of claims for cleanup and third party damages. In addition, it authorizes refund of premiums when necessary.

CORE DECISION ITEM

Department of Natural Resources
Petroleum Storage Tank Insurance Fund
Claims Costs and Erroneous Receipts Core

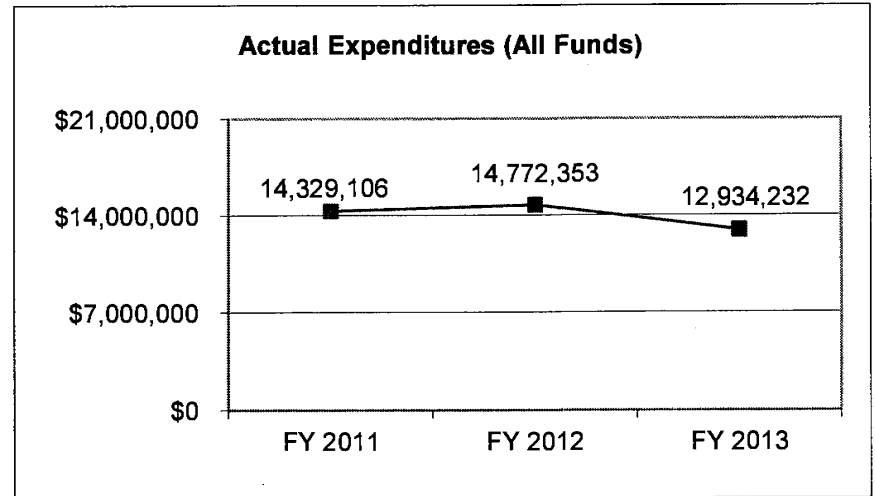
Budget Unit 79670C

3. PROGRAM LISTING (list programs included in this core funding)

Petroleum Storage Tank Insurance Fund

4. FINANCIAL HISTORY

	FY 2011 Actual	FY 2012 Actual	FY 2013 Actual	FY 2014 Current Yr.
Appropriation (All Funds)	19,060,000	19,060,000	20,026,699	20,070,000
Less Reverted (All Funds)	0	0	0	N/A
Budget Authority (All Funds)	19,060,000	19,060,000	20,026,699	N/A
Actual Expenditures (All Funds)	14,329,106	14,772,353	12,934,232	N/A
Unexpended (All Funds)	4,730,894	4,287,647	7,092,467	N/A
Unexpended, by Fund:				
General Revenue	0	0	0	N/A
Federal	0	0	0	N/A
Other	4,730,894	4,287,647	7,092,467	N/A



(1)

Reverted includes Governor's standard 3 percent reserve (when applicable) and any expenditure restrictions. Actual expenditures for all fiscal years are as of June 30 and do not include lapse period activities.

NOTE:

(1) In FY 2013 the "E" was removed from the claims appropriation, so it was increased to assure adequate spending authority.

CORE RECONCILIATION DETAIL

**DEPARTMENT OF NATURAL RESOURCES
PETROLEUM STORAGE TANK INSURA**

5. CORE RECONCILIATION DETAIL

	Budget Class	FTE	GR	Federal	Other	Total	Explanation
TAFP AFTER VETOES							
	EE	0.00	0	0	1,060,000	1,060,000	
	PD	0.00	0	0	19,010,000	19,010,000	
	Total	0.00	0	0	20,070,000	20,070,000	
DEPARTMENT CORE ADJUSTMENTS							
Core Reallocation	1722 3534 EE	0.00	0	0	1,200,000	1,200,000	Core reallocations will more closely align the budget with planned spending.
Core Reallocation	1722 3534 PD	0.00	0	0	(1,200,000)	(1,200,000)	Core reallocations will more closely align the budget with planned spending.
NET DEPARTMENT CHANGES		0.00	0	0	0	0	
DEPARTMENT CORE REQUEST							
	EE	0.00	0	0	2,260,000	2,260,000	
	PD	0.00	0	0	17,810,000	17,810,000	
	Total	0.00	0	0	20,070,000	20,070,000	
GOVERNOR'S RECOMMENDED CORE							
	EE	0.00	0	0	2,260,000	2,260,000	
	PD	0.00	0	0	17,810,000	17,810,000	
	Total	0.00	0	0	20,070,000	20,070,000	

Department of Natural Resources

DECISION ITEM DETAIL

Budget Unit	FY 2013	FY 2013	FY 2014	FY 2014	FY 2015	FY 2015	FY 2015	FY 2015
Decision Item	ACTUAL	ACTUAL	BUDGET	BUDGET	DEPT REQ	DEPT REQ	GOV REC	GOV REC
Budget Object Class	DOLLAR	FTE	DOLLAR	FTE	DOLLAR	FTE	DOLLAR	FTE
PETROLEUM STORAGE TANK INSURA								
CORE								
PROFESSIONAL SERVICES	2,067,738	0.00	1,060,000	0.00	2,260,000	0.00	2,260,000	0.00
TOTAL - EE	2,067,738	0.00	1,060,000	0.00	2,260,000	0.00	2,260,000	0.00
PROGRAM DISTRIBUTIONS	10,839,795	0.00	18,940,000	0.00	17,740,000	0.00	17,740,000	0.00
REFUNDS	26,699	0.00	70,000	0.00	70,000	0.00	70,000	0.00
TOTAL - PD	10,866,494	0.00	19,010,000	0.00	17,810,000	0.00	17,810,000	0.00
GRAND TOTAL	\$12,934,232	0.00	\$20,070,000	0.00	\$20,070,000	0.00	\$20,070,000	0.00
GENERAL REVENUE	\$0	0.00	\$0	0.00	\$0	0.00	\$0	0.00
FEDERAL FUNDS	\$0	0.00	\$0	0.00	\$0	0.00	\$0	0.00
OTHER FUNDS	\$12,934,232	0.00	\$20,070,000	0.00	\$20,070,000	0.00	\$20,070,000	0.00

PROGRAM DESCRIPTION

Department of Natural Resources

Petroleum Storage Tank Insurance Fund Board of Trustees

Program is found in the following core budget(s): Staff and Operating Expenses; Claims Costs and Erroneous Receipts

1. What does this program do?

Missourians who store/sell petroleum are required to have a financial responsibility mechanism to pay for costs of cleanup and third party damages if the tank or piping leaks. Private insurance is prohibitively expensive for the many small businesses that own tanks. The Petroleum Storage Tank Insurance Fund (PSTIF) provides an economical way for tank owners/operators to comply with this requirement and pays claims made by its insured tank owners/operators.

In addition, thousands of tank sites in the state were contaminated with petroleum before environmental laws and regulations were enacted and before pollution liability insurance was required. These properties are not economically viable due to the environmental liability associated with the property. The Legislature has authorized the PSTIF to pay for cleanup of these sites, subject to certain criteria. PSTIF funding for cleanup stimulates redevelopment of these properties.

The PSTIF is funded by a fee on all petroleum coming into the state and is managed by an eleven member Board of Trustees. SB135, enacted in 2011, requires the PSTIF to create and fund a training program for operators of underground tank systems.

Petroleum Storage Tank Insurance Fund - Reconciliation					
	FY 2011	FY 2012	FY 2013	FY 2014	FY 2015
	Actual	Actual	Actual	Current	Gov Rec
Staff & Operating Expenses (79611C)	1,374,801	1,584,749	1,494,246	2,288,297	2,288,297
Claims & Erroneous Receipts PSD (79670C)	14,329,106	14,772,353	12,934,232	20,070,000	20,070,000
	15,703,907	16,357,102	14,428,478	22,358,297	22,358,297

2. What is the authorization for this program, i.e., federal or state statute, etc.? (Include the federal program number, if applicable.)

RSMo 319.129-133, 137-138 Petroleum Storage Tanks

3. Are there federal matching requirements? If yes, please explain.

No

4. Is this a federally mandated program? If yes, please explain.

Underground tank owners are required to have insurance, and Missouri is required to have a training program for underground storage tank (UST) operators in order for the DNR to receive its full share of federal money for its underground tank regulatory program.

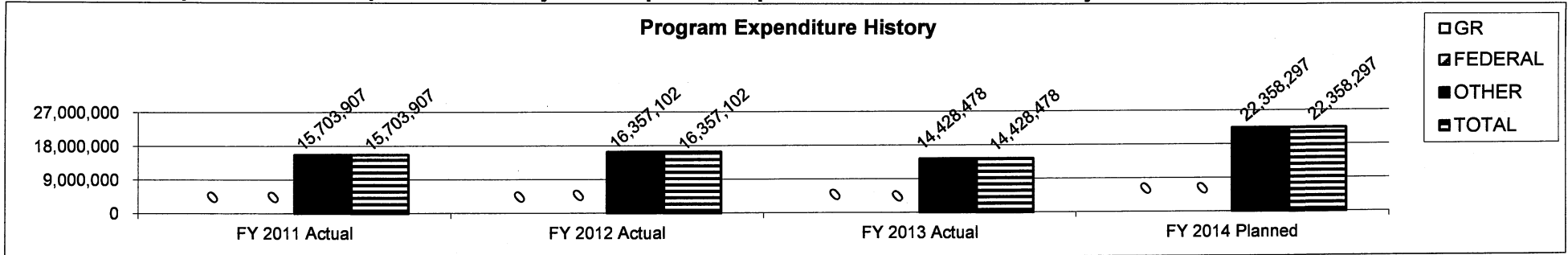
PROGRAM DESCRIPTION

Department of Natural Resources

Petroleum Storage Tank Insurance Fund Board of Trustees

Program is found in the following core budget(s): Staff and Operating Expenses; Claims Costs and Erroneous Receipts

5. Provide actual expenditures for the prior three fiscal years and planned expenditures for the current fiscal year.

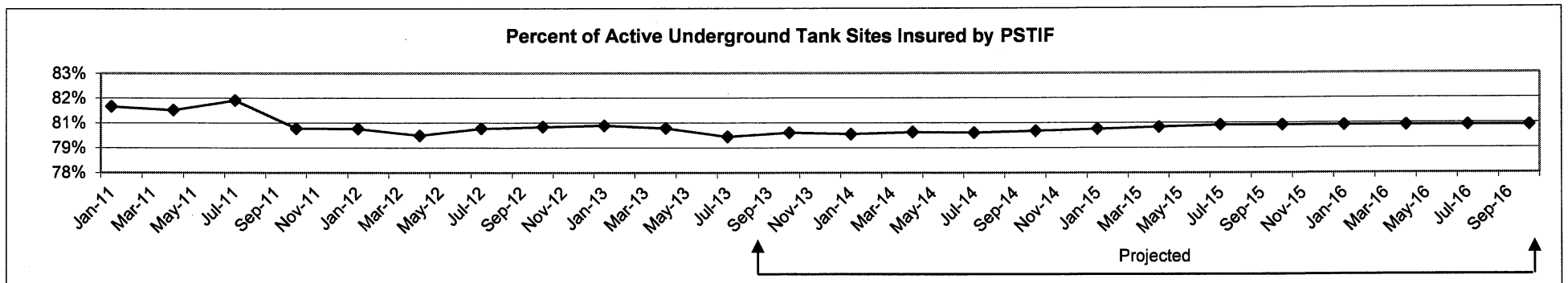


Notes: Actual expenditures for all fiscal years are as of June 30 and do not include lapse period activities. FY 2014 Planned is shown at full appropriation.

6. What are the sources of the "Other " funds?

Petroleum Storage Tank Insurance Fund (0585)

7a. Provide an effectiveness measure.



Notes: The PSTIF works with the DNR and the Attorney General's Office to assure that underground tank owners stay insured so there will be funds available if a leak occurs. This assures better protection of the environment and public health.

PROGRAM DESCRIPTION

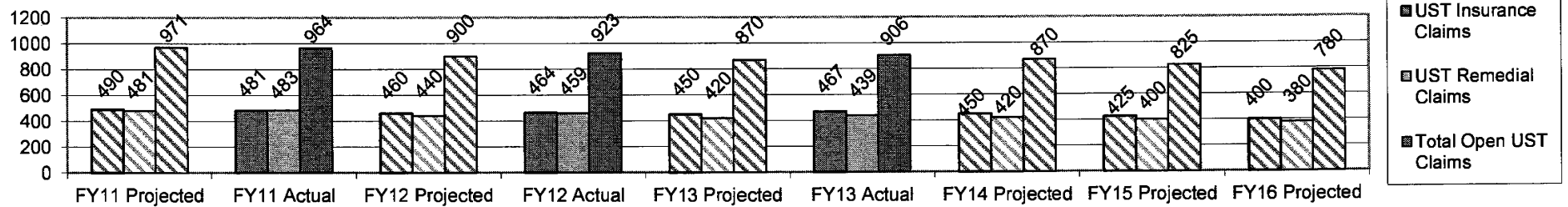
Department of Natural Resources

Petroleum Storage Tank Insurance Fund Board of Trustees

Program is found in the following core budget(s): Staff and Operating Expenses; Claims Costs and Erroneous Receipts

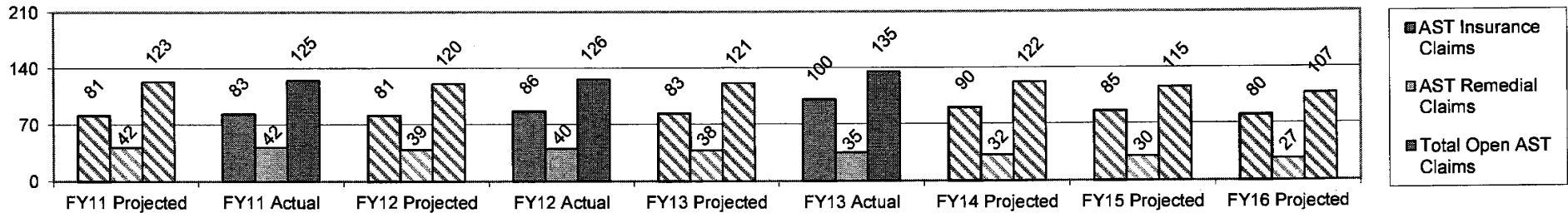
7a. Provide an effectiveness measure (continued).

Number of Open Underground Storage Tank (UST) Claims



Note: "Number of open claims" indicates how many cleanups are ongoing at any one time.

Number of Open Aboveground Storage Tank (AST) Claims



Note: "Number of open claims" indicates how many cleanups are ongoing at any one time.

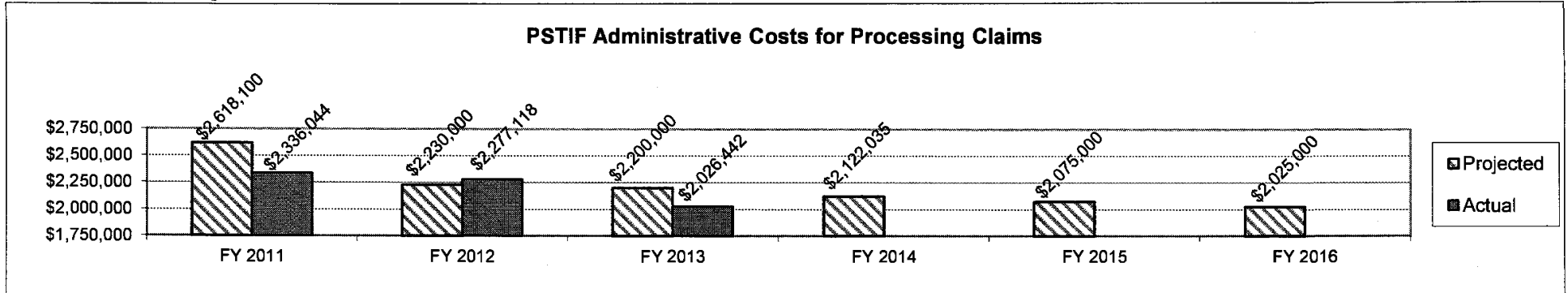
PROGRAM DESCRIPTION

Department of Natural Resources

Petroleum Storage Tank Insurance Fund Board of Trustees

Program is found in the following core budget(s): Staff and Operating Expenses; Claims Costs and Erroneous Receipts

7b. Provide an efficiency measure.



Note: One of the Board's goals is to reduce its administrative costs as the number of open claims and claim payments decrease over time.

7c. Provide the number of clients/individuals served, if applicable.

	FY 2009	FY 2010	FY 2011	FY 2012	FY 2013
Number of Owners Insured	1,690	1,677	1,858	2,008	1,879
Number of Claimants Paid Benefits (cumulative)	2,172	2,256	2,328	2,394	2,467

7d. Provide a customer satisfaction measure, if available.

Not available

Department of Natural Resources

DECISION ITEM SUMMARY

Budget Unit								
Decision Item	FY 2013	FY 2013	FY 2014	FY 2014	FY 2015	FY 2015	FY 2015	FY 2015
Budget Object Summary	ACTUAL	ACTUAL	BUDGET	BUDGET	DEPT REQ	DEPT REQ	GOV REC	GOV REC
Fund	DOLLAR	FTE	DOLLAR	FTE	DOLLAR	FTE	DOLLAR	FTE
GEOLOGICAL SURVEY OPERATIONS								
CORE								
PERSONAL SERVICES								
GENERAL REVENUE	580,408	13.29	781,648	14.30	781,648	18.30	781,648	18.30
DEPT NATURAL RESOURCES	714,900	17.46	743,798	16.85	802,924	18.26	802,924	18.26
NATURAL RESOURCES REVOLVING SE	3,270	0.12	6,894	0.25	6,894	0.25	6,894	0.25
DNR COST ALLOCATION	90,797	2.04	64,776	2.02	15,776	0.38	15,776	0.38
NRP-WATER POLLUTION PERMIT FEE	1,420	0.03	13,908	0.73	13,908	0.73	13,908	0.73
SOLID WASTE MANAGEMENT	113,392	2.77	127,348	3.00	127,348	3.00	127,348	3.00
GROUNDWATER PROTECTION	454,411	12.33	492,739	13.80	492,739	13.80	492,739	13.80
MISSOURI LAND SURVEY FUND	389,312	10.86	899,436	18.68	0	0.00	0	0.00
HAZARDOUS WASTE FUND	117,192	2.67	149,860	4.00	149,860	4.00	149,860	4.00
OIL AND GAS REMEDIAL	666	0.02	7,183	0.17	7,183	0.17	7,183	0.17
GEOLOGIC RESOURCES FUND	77,271	1.48	99,339	2.00	114,339	2.23	114,339	2.23
DRY-CLEANING ENVIRL RESP TRUST	0	0.00	18,468	0.25	18,468	0.25	18,468	0.25
TOTAL - PS	2,543,039	63.07	3,405,397	76.05	2,531,087	61.37	2,531,087	61.37
EXPENSE & EQUIPMENT								
GENERAL REVENUE	151,883	0.00	223,280	0.00	223,280	0.00	223,280	0.00
DEPT NATURAL RESOURCES	148,317	0.00	309,108	0.00	309,108	0.00	309,108	0.00
DNR COST ALLOCATION	3,840	0.00	4,105	0.00	4,105	0.00	4,105	0.00
NRP-WATER POLLUTION PERMIT FEE	1,681	0.00	5,072	0.00	5,072	0.00	5,072	0.00
SOLID WASTE MANAGEMENT	10,369	0.00	9,480	0.00	9,480	0.00	9,480	0.00
GROUNDWATER PROTECTION	295,469	0.00	97,405	0.00	97,405	0.00	97,405	0.00
MISSOURI LAND SURVEY FUND	43	0.00	116,830	0.00	0	0.00	0	0.00
HAZARDOUS WASTE FUND	30,616	0.00	31,010	0.00	31,010	0.00	31,010	0.00
OIL AND GAS REMEDIAL	1,108	0.00	7,625	0.00	7,625	0.00	7,625	0.00
GEOLOGIC RESOURCES FUND	7,359	0.00	18,270	0.00	18,270	0.00	18,270	0.00
DRY-CLEANING ENVIRL RESP TRUST	0	0.00	1,384	0.00	1,384	0.00	1,384	0.00
TOTAL - EE	650,685	0.00	823,569	0.00	706,739	0.00	706,739	0.00
TOTAL	3,193,724	63.07	4,228,966	76.05	3,237,826	61.37	3,237,826	61.37
Pay Plan FY14-Cost to Continue - 0000014								
PERSONAL SERVICES								
GENERAL REVENUE	0	0.00	0	0.00	3,582	0.00	3,582	0.00
DEPT NATURAL RESOURCES	0	0.00	0	0.00	4,219	0.00	4,219	0.00

1/21/14 19:06

im_disummary

Department of Natural Resources

DECISION ITEM SUMMARY

Budget Unit	FY 2013	FY 2013	FY 2014	FY 2014	FY 2015	FY 2015	FY 2015	FY 2015
Decision Item	ACTUAL	ACTUAL	BUDGET	BUDGET	DEPT REQ	DEPT REQ	GOV REC	GOV REC
Budget Object Summary	DOLLAR	FTE	DOLLAR	FTE	DOLLAR	FTE	DOLLAR	FTE
Fund	DOLLAR	FTE	DOLLAR	FTE	DOLLAR	FTE	DOLLAR	FTE
GEOLOGICAL SURVEY OPERATIONS								
Pay Plan FY14-Cost to Continue - 0000014								
PERSONAL SERVICES								
NATURAL RESOURCES REVOLVING SE	0	0.00	0	0.00	313	0.00	313	0.00
DNR COST ALLOCATION	0	0.00	0	0.00	481	0.00	481	0.00
NRP-WATER POLLUTION PERMIT FEE	0	0.00	0	0.00	183	0.00	183	0.00
SOLID WASTE MANAGEMENT	0	0.00	0	0.00	751	0.00	751	0.00
GROUNDWATER PROTECTION	0	0.00	0	0.00	3,451	0.00	3,451	0.00
HAZARDOUS WASTE FUND	0	0.00	0	0.00	1,002	0.00	1,002	0.00
OIL AND GAS REMEDIAL	0	0.00	0	0.00	43	0.00	43	0.00
GEOLOGIC RESOURCES FUND	0	0.00	0	0.00	500	0.00	500	0.00
DRY-CLEANING ENVIRL RESP TRUST	0	0.00	0	0.00	63	0.00	63	0.00
TOTAL - PS	0	0.00	0	0.00	14,588	0.00	14,588	0.00
TOTAL	0	0.00	0	0.00	14,588	0.00	14,588	0.00
Pay Plan FY15-COLA - 0000015								
PERSONAL SERVICES								
GENERAL REVENUE	0	0.00	0	0.00	0	0.00	10,794	0.00
DEPT NATURAL RESOURCES	0	0.00	0	0.00	0	0.00	11,097	0.00
NATURAL RESOURCES REVOLVING SE	0	0.00	0	0.00	0	0.00	99	0.00
DNR COST ALLOCATION	0	0.00	0	0.00	0	0.00	221	0.00
NRP-WATER POLLUTION PERMIT FEE	0	0.00	0	0.00	0	0.00	194	0.00
SOLID WASTE MANAGEMENT	0	0.00	0	0.00	0	0.00	1,761	0.00
GROUNDWATER PROTECTION	0	0.00	0	0.00	0	0.00	6,823	0.00
HAZARDOUS WASTE FUND	0	0.00	0	0.00	0	0.00	2,073	0.00
OIL AND GAS REMEDIAL	0	0.00	0	0.00	0	0.00	99	0.00
GEOLOGIC RESOURCES FUND	0	0.00	0	0.00	0	0.00	1,579	0.00
DRY-CLEANING ENVIRL RESP TRUST	0	0.00	0	0.00	0	0.00	255	0.00
TOTAL - PS	0	0.00	0	0.00	0	0.00	34,995	0.00
TOTAL	0	0.00	0	0.00	0	0.00	34,995	0.00
GRAND TOTAL	\$3,193,724	63.07	\$4,228,966	76.05	\$3,252,414	61.37	\$3,287,409	61.37

1/21/14 19:06

im_disummary

Department of Natural Resources

DECISION ITEM SUMMARY

Budget Unit								
Decision Item	FY 2013	FY 2013	FY 2014	FY 2014	FY 2015	FY 2015	FY 2015	FY 2015
Budget Object Summary	ACTUAL	ACTUAL	BUDGET	BUDGET	DEPT REQ	DEPT REQ	GOV REC	GOV REC
Fund	DOLLAR	FTE	DOLLAR	FTE	DOLLAR	FTE	DOLLAR	FTE
OIL AND GAS REMEDIAL FUND								
CORE								
EXPENSE & EQUIPMENT								
OIL AND GAS REMEDIAL	0	0.00	23,000	0.00	23,000	0.00	23,000	0.00
TOTAL - EE	0	0.00	23,000	0.00	23,000	0.00	23,000	0.00
TOTAL	0	0.00	23,000	0.00	23,000	0.00	23,000	0.00
GRAND TOTAL	\$0	0.00	\$23,000	0.00	\$23,000	0.00	\$23,000	0.00

Department of Natural Resources

DECISION ITEM SUMMARY

Budget Unit	FY 2013	FY 2013	FY 2014	FY 2014	FY 2015	FY 2015	FY 2015	FY 2015
Decision Item	ACTUAL	ACTUAL	BUDGET	BUDGET	DEPT REQ	DEPT REQ	GOV REC	GOV REC
Budget Object Summary	DOLLAR	FTE	DOLLAR	FTE	DOLLAR	FTE	DOLLAR	FTE
Fund	DOLLAR	FTE	DOLLAR	FTE	DOLLAR	FTE	DOLLAR	FTE
LAND SURVEY RESTOR PROJECTS								
CORE								
EXPENSE & EQUIPMENT								
GENERAL REVENUE	29,100	0.00	0	0.00	0	0.00	0	0.00
DEPT NATURAL RESOURCES	0	0.00	60,000	0.00	0	0.00	0	0.00
MISSOURI LAND SURVEY FUND	78,700	0.00	180,000	0.00	0	0.00	0	0.00
TOTAL - EE	107,800	0.00	240,000	0.00	0	0.00	0	0.00
TOTAL	107,800	0.00	240,000	0.00	0	0.00	0	0.00
GRAND TOTAL	\$107,800	0.00	\$240,000	0.00	\$0	0.00	\$0	0.00

Department of Natural Resources

DECISION ITEM SUMMARY

Budget Unit								
Decision Item	FY 2013	FY 2013	FY 2014	FY 2014	FY 2015	FY 2015	FY 2015	FY 2015
Budget Object Summary	ACTUAL	ACTUAL	BUDGET	BUDGET	DEPT REQ	DEPT REQ	GOV REC	GOV REC
Fund	DOLLAR	FTE	DOLLAR	FTE	DOLLAR	FTE	DOLLAR	FTE
CORNER RESTORATION CONTRACTS								
CORE								
EXPENSE & EQUIPMENT								
GENERAL REVENUE	0	0.00	30,000	0.00	0	0.00	0	0.00
TOTAL - EE	0	0.00	30,000	0.00	0	0.00	0	0.00
TOTAL	0	0.00	30,000	0.00	0	0.00	0	0.00
GRAND TOTAL	\$0	0.00	\$30,000	0.00	\$0	0.00	\$0	0.00

CORE DECISION ITEM

Department of Natural Resources	Budget Unit 78510C, 78526C
Missouri Geological Survey	
Missouri Geological Survey Core	

1. CORE FINANCIAL SUMMARY

	FY 2015 Budget Request					FY 2015 Governor's Recommendation			
	GR	Federal	Other	Total		GR	Fed	Other	Total
PS	781,648	802,924	946,515	2,531,087	PS	781,648	802,924	946,515	2,531,087
EE	223,280	309,108	197,351	729,739	EE	223,280	309,108	197,351	729,739
PSD	0	0	0	0	PSD	0	0	0	0
Total	1,004,928	1,112,032	1,143,866	3,260,826	Total	1,004,928	1,112,032	1,143,866	3,260,826
FTE	18.30	18.26	24.81	61.37	FTE	18.30	18.26	24.81	61.37

Est. Fringe	366,593	376,571	443,916	1,187,080
--------------------	---------	---------	---------	-----------

Note: Fringes budgeted in House Bill 5 except for certain fringes budgeted directly to MoDOT, Highway Patrol, and Conservation.

Est. Fringe	392,465	403,148	475,245	1,270,859
--------------------	---------	---------	---------	-----------

Note: Fringes budgeted in House Bill 5 except for certain fringes budgeted directly to MoDOT, Highway Patrol, and Conservation.

Other Funds: DNR Revolving Services Fund (0425); Cost Allocation Fund (0500); Natural Resources Protection Fund - Water Pollution Permit Fees (0568); Solid Waste Management Fund (0570); Groundwater Protection Fund (0660); Hazardous Waste Fund (0676); Oil and Gas Remedial Fund (0699); Geologic Resources Fund (0801); Dry-Cleaning Environmental Response Trust Fund (0898)

Transfers Out: Per House Bill 28, the Land Survey Program was transferred to the Department of Agriculture in August 2013. The FY 2015 Budget Request reflects the transfer of the Land Survey Program's budget to the Department of Agriculture (\$874,310 personal service, 14.68 FTE, \$116,830 operating expense and equipment, \$240,000 PSD authority, \$30,000 General Revenue contract expense and equipment.)

2. CORE DESCRIPTION

In FY 2014, with the transfer of the Land Survey Program to the Department of Agriculture, the Division of Geology and Land Survey became the Missouri Geological Survey (MGS). Headquartered in Rolla, Missouri, the MGS investigates the state's geology and provides geologic and hydrologic information and expertise to assist with economic and environmental decisions relating to economic development, site remediation, contaminant migration, subsurface investigations and geologic hazards. The MGS also determines the character and availability of the state's energy and mineral resources. The MGS implements the Water Well Drillers' Act by establishing standards for domestic water wells, monitoring wells and geothermal ground source heat pump wells. MGS management represents the state through the Association of American State Geologists and Central U.S. Earthquake Consortium.

CORE DECISION ITEM

Department of Natural Resources	Budget Unit 78510C, 78526C
Missouri Geological Survey	
Missouri Geological Survey Core	
2. CORE DESCRIPTION (continued)	
<p><u>Oil and Gas Remedial Fund:</u> Oil and gas have been produced in Missouri since the late 1800s. During the early years of oil and gas development, no regulations existed to mandate proper plugging of wells no longer in operation. The results of yesterday's poor stewardship practices can be seen today in the abundance of abandoned oil and gas wells left in an unplugged condition. Some of these wells have the potential to impact surface and groundwater resources and have become a threat to human health and well-being by leaking natural gas into neighborhoods that have been built over improperly abandoned gas fields. In an effort to prevent the improper abandonment of oil and gas wells, these regulations now require a plugging bond be posted for each well that produces oil or gas. If the producer fails to properly close the wells at the conclusion of operations, the state has the ability to claim the bond and use the funds to properly plug the wells. Revenues of the fund are also used to handle emergency situations as they arise, such as a leaking gas well.</p>	
3. PROGRAM LISTING (list programs included in this core funding)	
Missouri Geological Survey	

CORE DECISION ITEM

Department of Natural Resources

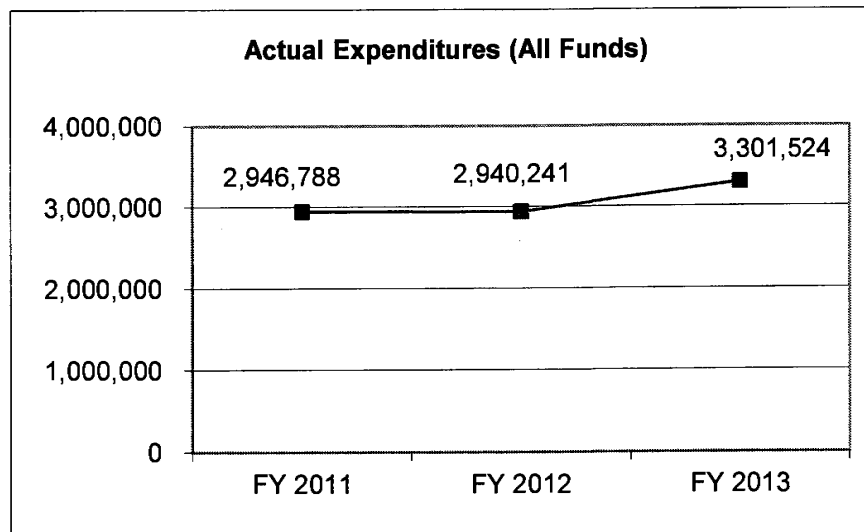
Budget Unit 78510C, 78526C

Missouri Geological Survey

Missouri Geological Survey Core

4. FINANCIAL HISTORY

	FY 2011 Actual	FY 2012 Actual	FY 2013 Actual	FY 2014 Current Yr.
Appropriation (All Funds) (1)	4,191,052	4,275,015	4,317,359	4,521,966
Less Reverted (All Funds)	(20,904)	(22,585)	(23,622)	N/A
Budget Authority (All Funds)	4,170,148	4,252,430	4,293,737	N/A
Actual Expenditures (All Funds)	2,946,788	2,940,241	3,301,524	N/A
Unexpended (All Funds)	1,223,360	1,312,189	992,213	N/A
Unexpended, by Fund:				
General Revenue	158	0	2,391	N/A
Federal	257,162	246,935	173,997	N/A
Other	966,040	1,065,254	815,825	N/A
	(2)(3)	(2)(3)	(2)(3)	(3)



Reverted includes Governor's standard 3 percent reserve (when applicable) and any expenditure restrictions.

Actual expenditures for all fiscal years are as of June 30 and do not include lapse period activities.

NOTES:

(1) Financial data includes operating and pass-through appropriations.

(2) The division is continuously looking for federal funding opportunities or partnerships to maximize these appropriations to fulfill the mission of the division.

Unexpended in Other Funds appropriation are from a variety of funds; this is usually the result of fee fund availability or staff turnover.

(3) FY 2011 - FY 2014 includes expenditures and appropriations for the Land Survey Program which was transferred to the Missouri Department of Agriculture (MDA), effective August 28, 2013. These appropriations are being transferred to MDA in FY 2015.

CORE DECISION ITEM

Department of Natural Resources	Budget Unit 78510C, 78526C
Missouri Geological Survey	
Missouri Geological Survey Core	

4. FINANCIAL HISTORY (continued)

Missouri Geological Survey - Reconciliation	FY 2011 Actual	FY 2012 Actual	FY 2013 Actual	FY 2014 Current	FY 2015 Gov Rec
Missouri Geological Survey Operations (78510C)	2,905,788	2,882,741	3,193,724	4,228,966	3,237,826
Oil and Gas Remedial Fund PSD (78526C)	0	0	0	23,000	23,000
Corner Restoration Contract EE (78515C)	0	0	0	30,000	0
Land Survey Corner Restoration and Geodetic Survey Projects PSD (78536C)	41,000	57,500	107,800	240,000	0
Total	2,946,788	2,940,241	3,301,524	4,521,966	3,260,826

Note: FY 2011 - FY 2014 includes expenditures and appropriations for the Land Survey Program which was transferred to the Missouri Department of Agriculture (MDA), effective August 28, 2013. These appropriations are being transferred to MDA in FY 2015.

CORE RECONCILIATION DETAIL

DEPARTMENT OF NATURAL RESOURCES
GEOLOGICAL SURVEY OPERATIONS

5. CORE RECONCILIATION DETAIL

			Budget Class	FTE	GR	Federal	Other	Total	Explanation
TAFP AFTER VETOES									
			PS	76.05	781,648	743,798	1,879,951	3,405,397	
			EE	0.00	223,280	309,108	291,181	823,569	
			Total	76.05	1,004,928	1,052,906	2,171,132	4,228,966	
DEPARTMENT CORE ADJUSTMENTS									
Transfer Out	1687 1961		PS	(14.68)	0	0	(874,310)	(874,310)	Per House Bill 28, the Land Survey Program was transferred to the Department of Agriculture in August 2013. The FY 2015 Budget Request reflects this transfer.
Transfer Out	1687 2414		EE	0.00	0	0	(116,830)	(116,830)	Per House Bill 28, the Land Survey Program was transferred to the Department of Agriculture in August 2013. The FY 2015 Budget Request reflects this transfer.
Core Reallocation	1499 2163		PS	0.00	0	0	0	(0)	Core reallocations will more closely align the budget with planned spending.
Core Reallocation	1499 2395		PS	4.00	0	0	0	(0)	Core reallocations will more closely align the budget with planned spending.
Core Reallocation	1499 2401		PS	1.41	0	59,126	0	59,126	Core reallocations will more closely align the budget with planned spending.
Core Reallocation	1499 2402		PS	(1.64)	0	0	(49,000)	(49,000)	Core reallocations will more closely align the budget with planned spending.

CORE RECONCILIATION DETAIL

**DEPARTMENT OF NATURAL RESOURCES
GEOLOGICAL SURVEY OPERATIONS**

5. CORE RECONCILIATION DETAIL

		Budget Class	FTE	GR	Federal	Other	Total	Explanation
DEPARTMENT CORE ADJUSTMENTS								
Core Reallocation	1499 7801	PS	0.00	0	0	0	0	0 Core reallocations will more closely align the budget with planned spending.
Core Reallocation	1499 2861	PS	0.23	0	0	15,000	15,000	Core reallocations will more closely align the budget with planned spending.
Core Reallocation	1499 2165	PS	0.00	0	0	0	0	0 Core reallocations will more closely align the budget with planned spending.
Core Reallocation	1499 1961	PS	(4.00)	0	0	(25,126)	(25,126)	Core reallocations will more closely align the budget with planned spending.
Core Reallocation	1499 1956	PS	0.00	0	0	0	(0)	Core reallocations will more closely align the budget with planned spending.
NET DEPARTMENT CHANGES			(14.68)	0	59,126	(1,050,266)	(991,140)	
DEPARTMENT CORE REQUEST								
		PS	61.37	781,648	802,924	946,515	2,531,087	
		EE	0.00	223,280	309,108	174,351	706,739	
		Total	61.37	1,004,928	1,112,032	1,120,866	3,237,826	
GOVERNOR'S RECOMMENDED CORE								
		PS	61.37	781,648	802,924	946,515	2,531,087	
		EE	0.00	223,280	309,108	174,351	706,739	
		Total	61.37	1,004,928	1,112,032	1,120,866	3,237,826	

CORE RECONCILIATION DETAIL

DEPARTMENT OF NATURAL RESOURCES
OIL AND GAS REMEDIAL FUND

5. CORE RECONCILIATION DETAIL

	Budget Class	FTE	GR	Federal	Other	Total	Explanation
TAFP AFTER VETOES	EE	0.00	0	0	23,000	23,000	
	Total	0.00	0	0	23,000	23,000	
DEPARTMENT CORE REQUEST	EE	0.00	0	0	23,000	23,000	
	Total	0.00	0	0	23,000	23,000	
GOVERNOR'S RECOMMENDED CORE	EE	0.00	0	0	23,000	23,000	
	Total	0.00	0	0	23,000	23,000	

CORE RECONCILIATION DETAIL

**DEPARTMENT OF NATURAL RESOURCES
LAND SURVEY RESTOR PROJECTS**

5. CORE RECONCILIATION DETAIL

		Budget Class	FTE	GR	Federal	Other	Total	Explanation
TAFP AFTER VETOES								
		EE	0.00	0	60,000	180,000	240,000	
		Total	0.00	0	60,000	180,000	240,000	
DEPARTMENT CORE ADJUSTMENTS								
Transfer Out	1497 7772	EE	0.00	0	(60,000)	0	(60,000)	Per House Bill 28, the Land Survey Program was transferred to the Department of Agriculture in August 2013. The FY 2015 Budget Request reflects this transfer.
Transfer Out	1497 2759	EE	0.00	0	0	(180,000)	(180,000)	Per House Bill 28, the Land Survey Program was transferred to the Department of Agriculture in August 2013. The FY 2015 Budget Request reflects this transfer.
NET DEPARTMENT CHANGES			0.00	0	(60,000)	(180,000)	(240,000)	
DEPARTMENT CORE REQUEST								
		EE	0.00	0	0	0	0	
		Total	0.00	0	0	0	0	
GOVERNOR'S RECOMMENDED CORE								
		EE	0.00	0	0	0	0	
		Total	0.00	0	0	0	0	

CORE RECONCILIATION DETAIL

**DEPARTMENT OF NATURAL RESOURCES
CORNER RESTORATION CONTRACTS**

5. CORE RECONCILIATION DETAIL

	Budget Class	FTE	GR	Federal	Other	Total	Explanation
TAFP AFTER VETOES							
	EE	0.00	30,000	0	0	30,000	
	Total	0.00	30,000	0	0	30,000	
DEPARTMENT CORE ADJUSTMENTS							
Transfer Out	1496 8663	EE	0.00	(30,000)	0	0	(30,000) Per House Bill 28, the Land Survey Program was transferred to the Department of Agriculture in August 2013. The FY 2015 Budget Request reflects this transfer.
NET DEPARTMENT CHANGES			0.00	(30,000)	0	0	(30,000)
DEPARTMENT CORE REQUEST							
	EE	0.00	0	0	0	0	
	Total	0.00	0	0	0	0	
GOVERNOR'S RECOMMENDED CORE							
	EE	0.00	0	0	0	0	
	Total	0.00	0	0	0	0	

Department of Natural Resources

DECISION ITEM DETAIL

Budget Unit	FY 2013	FY 2013	FY 2014	FY 2014	FY 2015	FY 2015	FY 2015	FY 2015
Decision Item	ACTUAL	ACTUAL	BUDGET	BUDGET	DEPT REQ	DEPT REQ	GOV REC	GOV REC
Budget Object Class	DOLLAR	FTE	DOLLAR	FTE	DOLLAR	FTE	DOLLAR	FTE
GEOLOGICAL SURVEY OPERATIONS								
CORE								
ADMIN OFFICE SUPPORT ASSISTANT	97,923	3.59	111,295	4.17	110,296	4.00	110,296	4.00
OFFICE SUPPORT ASST (KEYBRD)	22,410	1.00	22,696	1.00	22,678	1.00	22,678	1.00
SR OFC SUPPORT ASST (KEYBRD)	80,826	3.00	130,866	5.00	75,954	3.00	75,954	3.00
ACCOUNTANT I	30,144	1.01	30,445	1.00	30,418	1.00	30,418	1.00
PUBLIC INFORMATION COOR	38,009	1.01	38,322	1.00	38,292	1.00	38,292	1.00
EXECUTIVE I	25,938	0.82	30,452	1.00	32,050	1.00	32,050	1.00
EXECUTIVE II	38,693	1.01	39,006	1.00	38,974	1.00	38,974	1.00
PLANNER II	40,227	1.00	40,543	1.00	0	0.00	0	0.00
ENVIRONMENTAL SPEC III	0	0.00	0	0.00	40,510	1.00	40,510	1.00
ENVIRONMENTAL SPEC IV	6,631	0.15	36	0.00	0	0.00	0	0.00
TECHNICAL ASSISTANT II	31,774	1.00	85,494	3.00	32,050	1.00	32,050	1.00
TECHNICAL ASSISTANT III	97,999	3.18	92,946	3.00	92,874	3.00	92,874	3.00
TECHNICAL ASSISTANT IV	169,213	4.80	212,042	6.00	104,898	3.00	104,898	3.00
LAND SURVEY SPECIALIST I	52,892	1.79	88,482	3.00	0	0.00	0	0.00
LAND SURVEY SPECIALIST II	32,877	1.00	33,208	1.00	0	0.00	0	0.00
GEOLOGIST I	148,071	4.12	87,557	2.11	36,922	1.00	36,922	1.00
GEOLOGIST II	425,119	10.13	595,992	15.86	797,818	19.77	797,818	19.77
GEOLOGIST III	150,081	3.00	327,823	3.00	99,632	2.00	99,632	2.00
GEOLOGIST IV	281,626	5.40	317,346	6.00	371,926	7.00	371,926	7.00
LAND SURVEYOR-IN-TRAINING	63,435	1.62	118,940	2.00	0	0.00	0	0.00
LAND SURVEYOR I	0	0.00	140,436	1.00	0	0.00	0	0.00
LAND SURVEYOR II	0	0.00	94,105	1.00	0	0.00	0	0.00
LABORER II	22,438	1.02	22,672	1.00	22,677	1.00	22,677	1.00
MAINTENANCE WORKER II	28,189	1.00	28,486	1.00	28,462	1.00	28,462	1.00
GRAPHIC ARTS SPEC II	28,189	1.00	28,485	1.00	28,462	1.00	28,462	1.00
DESIGN/DEVELOP/SURVEY MGR B2	9,636	0.17	105,428	1.00	0	0.00	0	0.00
DESIGN/DEVELOP/SURVEY MGR B3	68,133	1.00	68,495	1.00	0	0.00	0	0.00
ENVIRONMENTAL MGR B2	161,209	2.87	171,963	3.00	171,869	3.00	171,869	3.00
ENVIRONMENTAL MGR B3	65,624	1.00	65,767	1.00	68,330	1.00	68,330	1.00
FISCAL & ADMINISTRATIVE MGR B2	62,971	1.01	63,325	1.00	63,273	1.00	63,273	1.00
DIVISION DIRECTOR	84,816	1.01	85,067	1.00	85,066	1.00	85,066	1.00
DEPUTY DIVISION DIRECTOR	74,214	1.01	74,465	1.00	74,464	1.00	74,464	1.00

Department of Natural Resources

DECISION ITEM DETAIL

Budget Unit	FY 2013	FY 2013	FY 2014	FY 2014	FY 2015	FY 2015	FY 2015	FY 2015
Decision Item	ACTUAL	ACTUAL	BUDGET	BUDGET	DEPT REQ	DEPT REQ	GOV REC	GOV REC
Budget Object Class	DOLLAR	FTE	DOLLAR	FTE	DOLLAR	FTE	DOLLAR	FTE
GEOLOGICAL SURVEY OPERATIONS								
CORE								
DESIGNATED PRINCIPAL ASST DIV	37,607	1.01	37,919	1.00	45,250	1.00	45,250	1.00
MISCELLANEOUS TECHNICAL	49,123	1.90	12,268	0.81	5,917	0.25	5,917	0.25
MISCELLANEOUS PROFESSIONAL	17,002	0.44	3,025	0.10	12,025	0.35	12,025	0.35
TOTAL - PS	2,543,039	63.07	3,405,397	76.05	2,531,087	61.37	2,531,087	61.37
TRAVEL, IN-STATE	99,507	0.00	84,553	0.00	91,873	0.00	91,873	0.00
TRAVEL, OUT-OF-STATE	14,300	0.00	11,935	0.00	11,674	0.00	11,674	0.00
FUEL & UTILITIES	39,419	0.00	80,113	0.00	35,433	0.00	35,433	0.00
SUPPLIES	172,182	0.00	192,342	0.00	147,383	0.00	147,383	0.00
PROFESSIONAL DEVELOPMENT	21,256	0.00	28,810	0.00	21,286	0.00	21,286	0.00
COMMUNICATION SERV & SUPP	30,615	0.00	49,151	0.00	27,977	0.00	27,977	0.00
PROFESSIONAL SERVICES	100,615	0.00	125,425	0.00	158,852	0.00	158,852	0.00
HOUSEKEEPING & JANITORIAL SERV	5,229	0.00	12,281	0.00	7,606	0.00	7,606	0.00
M&R SERVICES	15,358	0.00	61,778	0.00	24,577	0.00	24,577	0.00
COMPUTER EQUIPMENT	2,280	0.00	0	0.00	0	0.00	0	0.00
MOTORIZED EQUIPMENT	0	0.00	1,096	0.00	550	0.00	550	0.00
OFFICE EQUIPMENT	23,279	0.00	22,203	0.00	17,157	0.00	17,157	0.00
OTHER EQUIPMENT	124,095	0.00	140,310	0.00	155,980	0.00	155,980	0.00
BUILDING LEASE PAYMENTS	20	0.00	6	0.00	5	0.00	5	0.00
EQUIPMENT RENTALS & LEASES	897	0.00	3,200	0.00	2,800	0.00	2,800	0.00
MISCELLANEOUS EXPENSES	1,633	0.00	10,366	0.00	3,586	0.00	3,586	0.00
TOTAL - EE	650,685	0.00	823,569	0.00	706,739	0.00	706,739	0.00
GRAND TOTAL	\$3,193,724	63.07	\$4,228,966	76.05	\$3,237,826	61.37	\$3,237,826	61.37
GENERAL REVENUE	\$732,291	13.29	\$1,004,928	14.30	\$1,004,928	18.30	\$1,004,928	18.30
FEDERAL FUNDS	\$863,217	17.46	\$1,052,906	16.85	\$1,112,032	18.26	\$1,112,032	18.26
OTHER FUNDS	\$1,598,216	32.32	\$2,171,132	44.90	\$1,120,866	24.81	\$1,120,866	24.81

Department of Natural Resources

DECISION ITEM DETAIL

Budget Unit	FY 2013	FY 2013	FY 2014	FY 2014	FY 2015	FY 2015	FY 2015	FY 2015
Decision Item	ACTUAL	ACTUAL	BUDGET	BUDGET	DEPT REQ	DEPT REQ	GOV REC	GOV REC
Budget Object Class	DOLLAR	FTE	DOLLAR	FTE	DOLLAR	FTE	DOLLAR	FTE
OIL AND GAS REMEDIAL FUND								
CORE								
PROFESSIONAL SERVICES	0	0.00	23,000	0.00	23,000	0.00	23,000	0.00
TOTAL - EE	0	0.00	23,000	0.00	23,000	0.00	23,000	0.00
GRAND TOTAL	\$0	0.00	\$23,000	0.00	\$23,000	0.00	\$23,000	0.00
GENERAL REVENUE	\$0	0.00	\$0	0.00	\$0	0.00	\$0	0.00
FEDERAL FUNDS	\$0	0.00	\$0	0.00	\$0	0.00	\$0	0.00
OTHER FUNDS	\$0	0.00	\$23,000	0.00	\$23,000	0.00	\$23,000	0.00

Department of Natural Resources

DECISION ITEM DETAIL

Budget Unit	FY 2013	FY 2013	FY 2014	FY 2014	FY 2015	FY 2015	FY 2015	FY 2015
Decision Item	ACTUAL	ACTUAL	BUDGET	BUDGET	DEPT REQ	DEPT REQ	GOV REC	GOV REC
Budget Object Class	DOLLAR	FTE	DOLLAR	FTE	DOLLAR	FTE	DOLLAR	FTE
LAND SURVEY RESTOR PROJECTS								
CORE								
PROFESSIONAL SERVICES	107,800	0.00	240,000	0.00	0	0.00	0	0.00
TOTAL - EE	107,800	0.00	240,000	0.00	0	0.00	0	0.00
GRAND TOTAL	\$107,800	0.00	\$240,000	0.00	\$0	0.00	\$0	0.00
GENERAL REVENUE	\$29,100	0.00	\$0	0.00	\$0	0.00		0.00
FEDERAL FUNDS	\$0	0.00	\$60,000	0.00	\$0	0.00		0.00
OTHER FUNDS	\$78,700	0.00	\$180,000	0.00	\$0	0.00		0.00

Department of Natural Resources

DECISION ITEM DETAIL

Budget Unit	FY 2013	FY 2013	FY 2014	FY 2014	FY 2015	FY 2015	FY 2015	FY 2015
Decision Item	ACTUAL	ACTUAL	BUDGET	BUDGET	DEPT REQ	DEPT REQ	GOV REC	GOV REC
Budget Object Class	DOLLAR	FTE	DOLLAR	FTE	DOLLAR	FTE	DOLLAR	FTE
CORNER RESTORATION CONTRACTS								
CORE								
MISCELLANEOUS EXPENSES	0	0.00	30,000	0.00	0	0.00	0	0.00
TOTAL - EE	0	0.00	30,000	0.00	0	0.00	0	0.00
GRAND TOTAL	\$0	0.00	\$30,000	0.00	\$0	0.00	\$0	0.00
GENERAL REVENUE	\$0	0.00	\$30,000	0.00	\$0	0.00		0.00
FEDERAL FUNDS	\$0	0.00	\$0	0.00	\$0	0.00		0.00
OTHER FUNDS	\$0	0.00	\$0	0.00	\$0	0.00		0.00

PROGRAM DESCRIPTION

Department of Natural Resources

Missouri Geological Survey

Program is found in the following core budget(s): Missouri Geological Survey

1. What does this program do?

Missouri Geological Survey: The Missouri Geological Survey (MGS) performs a wide variety of activities and services that assist citizens, industry and government in the prudent use of Missouri's natural resources to achieve economic growth and provide for a healthy environment. MGS maintains a large repository of geological data that describes and interprets the state's abundant geological resources. The division works closely with DNR environmental regulatory programs to evaluate conditions at sites where geologic information is essential for proper environmental planning and decision-making. The division is also conducting geologic and hydrologic assessments for redevelopment purposes at brownfields sites. Staff perform subsurface investigations at groundwater contamination sites to determine the source of the contamination. They also work to prevent future environmental problems by evaluating the geologic suitability of proposed landfills, waste disposal options for large subdivisions, wastewater disposal facilities and other sensitive sites prior to their permitting and/or construction. The division also performs a variety of geological investigation activities such as geological mapping, mineral resource assessment, landslide and collapse potential, groundwater temperature gradients, CO2 sequestration opportunities and earthquake hazard evaluations. The MGS is the official Missouri Mine Map Repository and maintains the McCracken Core Library and Research Center which houses over 2.4 million feet of geologic rock core and cuttings. The MGS permits the drilling of oil and gas wells in Missouri, staffs the Oil and Gas Council and requires plugging of abandoned oil and gas wells. Staff also manage the state's Underground Injection Control Program. The MGS implements the Water Well Drillers' Act by establishing standards for domestic water wells, monitoring wells and geothermal ground source heat pump wells and mineral test holes.

The MGS leadership is responsible for providing overall management, policy, fiscal direction, priority development and support services. Functions include procurement, accounting, personnel, vehicle use monitoring and reporting, fixed assets, publication and map sales, tracking and analyzing new legislation and policy decisions. Division management represent the state in numerous discussions, negotiations, organizations and projects often in conjunction with other state and federal agencies. Overall division information sharing is coordinated and integrated which helps the division manage map and technical data for state and nationwide distribution.

Oil and Gas Remedial Fund: Oil and gas have been produced in Missouri since the late 1800s. During the early years of oil and gas development, there were no regulations that mandated wells no longer in operation be properly plugged. In many cases, the abandoned oil and gas wells were left uncovered or pushed over and buried without being properly closed. The results of yesterday's poor stewardship practices can be seen today in the abundance of abandoned oil and gas wells left in an unplugged condition. Some of these wells have the potential to impact surface, groundwater and air resources and have become a threat to human health and well-being by leaking natural gas into neighborhoods that have been built over improperly abandoned gas fields.

Regulation of oil and gas production began in the mid-1960s. In an effort to prevent the improper abandonment of oil and gas wells, these regulations require a plugging bond be posted for each well that produces oil or gas. If the producer fails to properly close the wells at the conclusion of operations, the State of Missouri has the ability to claim the bond and use the funds to properly plug the wells. Money from forfeited bonds are deposited into the Oil and Gas Remedial Fund. These funds are then used to plug wells. Revenues of the fund are also used to handle emergency situations as they arise, such as a leaking gas well. The bond money available for plugging wells is not always adequate to cover the cost of plugging the well.

PROGRAM DESCRIPTION

Department of Natural Resources

Missouri Geological Survey

Program is found in the following core budget(s): Missouri Geological Survey

1. What does this program do? (continued)

Missouri Geological Survey - Reconciliation					
	FY 2011	FY 2012	FY 2013	FY 2014	FY 2015
	Actual	Actual	Actual	Current	Gov Rec
Missouri Geological Survey Operations (78510C)	2,905,788	2,882,741	3,193,724	4,228,966	3,237,826
Oil and Gas Remedial Fund PSD (78526C)	-	-	-	23,000	23,000
Corner Restoration Contract EE (78515C)	-	-	-	30,000	-
Land Survey Corner Restoration and Geodetic Survey Projects PSD (78536C)	41,000	57,500	107,800	240,000	-
Total	2,946,788	2,940,241	3,301,524	4,521,966	3,260,826

Note: FY 2011 - FY 2014 includes expenditures and appropriations for the Land Survey Program which was transferred to the Missouri Department of Agriculture (MDA), effective August 28, 2013 per House Bill 28. These appropriations are being transferred to MDA in FY 2015.

PROGRAM DESCRIPTION

Department of Natural Resources

Missouri Geological Survey

Program is found in the following core budget(s): Missouri Geological Survey

2. What is the authorization for this program, i.e., federal or state statute, etc.? (Include the federal program number, if applicable.)

RSMo 640.409	Surface and Groundwater Monitoring Program
RSMo 256.050	Geologic Assistance, Geologic Information and Maps
RSMo 256.112	Mine Map Repository
RSMo 256.170-256.173	Geologic Hazard Assessment
RSMo 319.200	Ground Shaking Notification
RSMo 256.090	Minerals, Rocks and Fossils
RSMo 578.200-578.225	Cave Resources Act
RSMo 260.925	Dry-Cleaning Facilities
RSMo 256.010-256.080	Provides technical and administrative oversight of all direct program statutory mandates
RSMo 259	Oil and Gas Act
RSMo 256.700-256.710	Geologic Resource Fund and related duties
RSMo 260.205	Solid Waste Management
RSMo 256.600-256.640	Water Well Drillers Act
RSMo 256.700	Industrial Minerals

3. Are there federal matching requirements? If yes, please explain.

National Coal Resource Data System	40% Federal (USGS)
State Geologic Mapping Program	50% Federal (USGS)
Underground Injection Control (UIC)	75% Federal (EPA)
National Earthquake Hazards Reduction Program	100% Federal (USGS)
Geodata Preservation	50% Federal (USGS)
SEMA Hazard Assessment MOA	50% Federal (SEMA)

4. Is this a federally mandated program? If yes, please explain.

The Missouri Geological Survey provides the technical geologic expertise for the state's federally delegated environmental programs. In addition, the EPA has delegated authority to the department to ensure compliance with the requirements of the Safe Drinking Water Act as it relates to underground injection control.

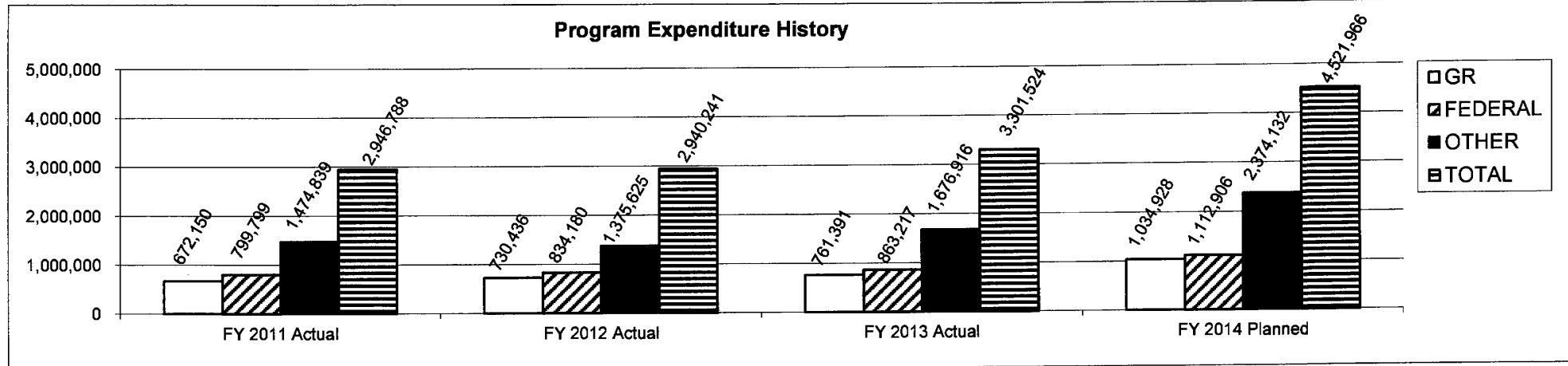
PROGRAM DESCRIPTION

Department of Natural Resources

Missouri Geological Survey

Program is found in the following core budget(s): Missouri Geological Survey

5. Provide actual expenditures for the prior three fiscal years and planned expenditures for the current fiscal year.



Note: Actual expenditures for all fiscal years are as of June 30 and do not include lapse period activities. Financial data includes operating and pass-through appropriations. FY 2014 Planned is shown at full appropriation. FY 2011 - FY 2014 includes expenditures and appropriations for the Land Survey Program which was transferred to the Missouri Department of Agriculture (MDA), effective August 28, 2013. These appropriations are being transferred to MDA in FY 2015.

6. What are the sources of the "Other" funds?

DNR Revolving Services Fund (0425); Cost Allocation Fund (0500); Natural Resources Protection Fund-Water Pollution Permit Fees (0568); Solid Waste Management Fund (0570); Groundwater Protection Fund (0660); Hazardous Waste Fund (0676); Oil and Gas Remedial Fund (0699); Geologic Resources Fund (0801); Dry-Cleaning Environmental Response Trust Fund (0898); and Missouri Land Survey Fund (0668) (through FY 2014).

PROGRAM DESCRIPTION

Department of Natural Resources
Missouri Geological Survey
Program is found in the following core budget(s): Missouri Geological Survey

7a. Provide an effectiveness measure.

Geologic investigations, evaluations and resources	FY 2011		FY 2012		FY 2013		FY 2014	FY 2015	FY 2016
	Projected	Actual	Projected	Actual	Projected	Actual	Projected	Projected	Projected
Geologic investigations of proposed solid waste disposal facilities (1)	6	4	6	8	14	19	15	20	15
Geologic investigations at existing solid waste disposal facilities (2)	25	18	30	9	25	37	30	30	30
Geological evaluations on liquid waste storage, treatment and disposal facilities (3)	300	291	350	242	275	229	275	300	300
Geo-hydrologic evaluations at hazardous waste sites (4)	250	304	250	190	250	234	225	225	225
Feet of cuttings & core added to the McCracken Core Library (5)	50,000	29,180	30,000	38,417	30,000	53,458	30,000	30,000	30,000
Borings logged for identification of coal occurrence (6)	0	0	1,000	0	1,000	225	0	500	0
Leaking Petroleum Storage Tanks/Spill Sites(7)	10	6	5	8	5	5	10	10	10
Geologic investigations pertaining to industrial minerals	10	35	30	41	40	52	50	50	50

- (1) While the number of geologic investigations of proposed landfills appears low, each new site requires extensive field investigations to determine its geologic suitability to keep waste isolated from drinking water.
- (2) Geologic investigations conducted at existing solid waste disposal facilities encompass a variety of tasks such as the monitoring of groundwater, assessment of gas migration, dye tracing to track contaminant movement and other activities.
- (3) Siting evaluations include septic tank evaluations for subdivisions, evaluations for animal waste lagoons, municipal lagoons and point source discharges. Also, includes long-term groundwater projects for review and coordination.
- (4) Geo-hydrologic assistance includes work plan review, investigative reports, cleanup investigation and oversight and on-site assistance for superfund, federal facilities, Resource Conservation Recovery Act, petroleum storage tank, dry cleaner and voluntary cleanup sites.
- (5) Feet of cuttings for FY13 actual increased due to core received through the Missouri Carbon Sequestration Project. That project has ended, so projections were not increased.
- (6) Borings logged are dependent upon availability of grant funding.
- (7) Each leaking storage tank spill site investigation is a highly complex and time consuming activity. Each site must be thoroughly investigated by drilling numerous borings into the subsurface to determine the source and characteristics of groundwater or soil contamination. These investigations help identify parties responsible for releases. Beginning in FY 2010, staff were performing non-site related work. We estimate site work will pick back up beginning in FY 2014.

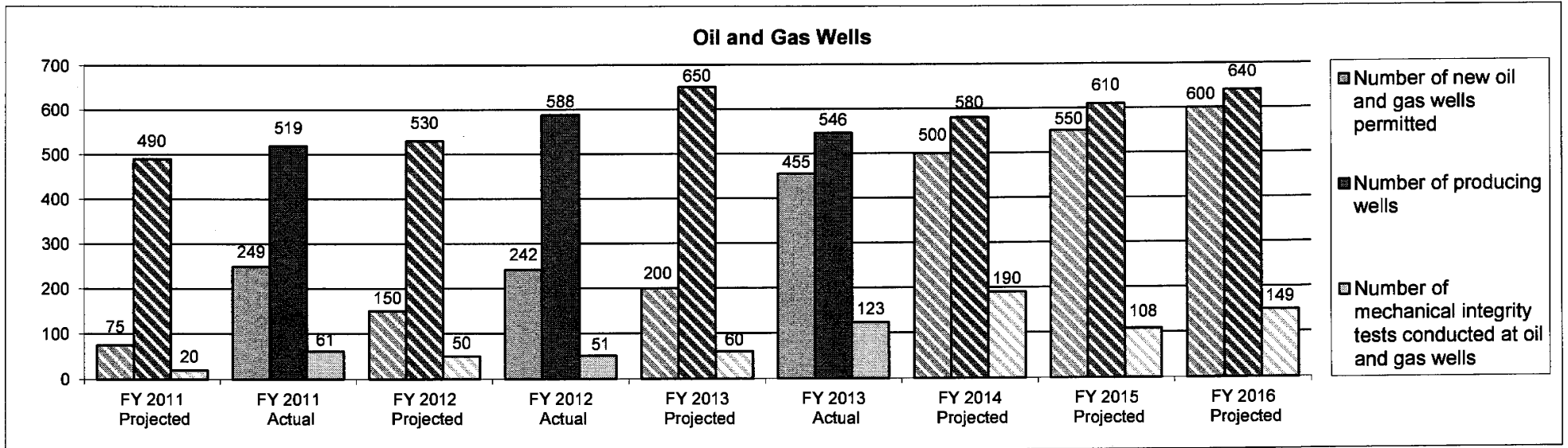
PROGRAM DESCRIPTION

Department of Natural Resources

Missouri Geological Survey

Program is found in the following core budget(s): Missouri Geological Survey

7a. Provide an effectiveness measure. (continued)



Note: Because of an increased interest in oil and gas resources in recent years and higher oil prices, it has become more economically feasible for companies to drill for Missouri oil.

PROGRAM DESCRIPTION

Department of Natural Resources

Missouri Geological Survey

Program is found in the following core budget(s): Missouri Geological Survey

7a. Provide an effectiveness measure. (continued)

Number of maps and publications produced and geologic data collected.

	FY 2011		FY 2012		FY 2013		FY 2014	FY 2015	FY 2016
	Projected	Actual	Projected	Actual	Projected	Actual	Projected	Projected	Projected
Maps (geological and surficial materials) and publications (1)	15	10	15	9	8	21	3	4	6
Gaining/losing stream determinations	80	35	80	60	70	34	40	40	40
Abandoned mines/smelters investigated (1)	500	1,007	550	300	550	300	500	500	500
Paper files, maps or logs digitized or scanned (1)	1,000	6,399	2,000	2,587	1,500	5,200	1,500	1,500	1,500

(1) Dependent upon availability of grant funding.

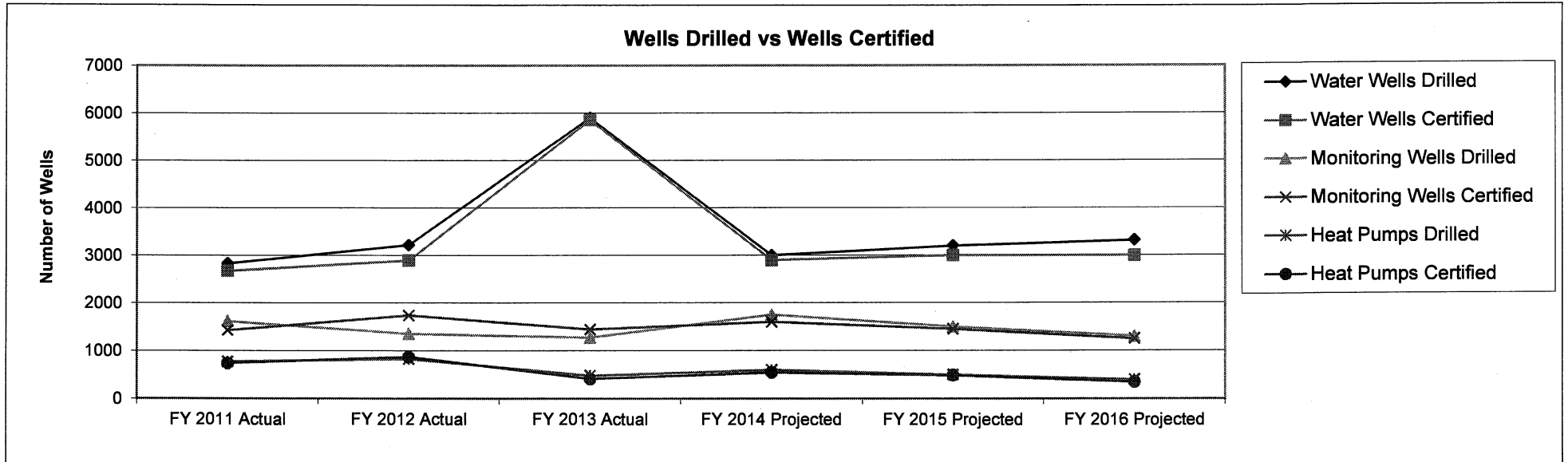
PROGRAM DESCRIPTION

Department of Natural Resources

Missouri Geological Survey

Program is found in the following core budget(s): Missouri Geological Survey

7a. Provide an effectiveness measure. (continued)



Note: Wells may be drilled in one year and certified in another year due to, among other factors, incomplete forms or improperly constructed wells. In FY 2013, the increase in water wells drilled and certified was due to the drought relief wells installed as part of Executive Order 12-08.

PROGRAM DESCRIPTION

Department of Natural Resources

Missouri Geological Survey

Program is found in the following core budget(s): Missouri Geological Survey

7b. Provide an efficiency measure.

	FY 2011 Actual	FY 2012 Actual	FY 2013 Actual	FY 2014 Projected	FY 2015 Projected	FY 2016 Projected
Geologic inquiries received per FTE (1)	314	427	550	400	400	400
Number of geologic investigations performed per FTE	26	31	36	25	25	25
Cost to collect comparable geologic core data (2)	\$1,750,800	\$2,305,020	\$ 3,207,480	N/A	N/A	N/A

(1) In FY 2013, a higher than usual number of inquiries were received due to drought assistance authorized by Executive Order 12-08.

(2) This measure is based upon core samples received; projections are unavailable.

	FY 2011 Actual	FY 2012 Actual	FY 2013 Actual	FY 2014 Projected	FY 2015 Projected	FY 2016 Projected
Percentage of oil and gas related enforcement actions resolved prior to referral to the Attorney General's Office	100%	99%	100%	100%	100%	100%
Percentage of active oil and gas leases inspected (1)	48%	26%	3%	50%	50%	50%
Percent increase in known orphaned wells added to inventory	0%	0%	0%	5%	5%	5%

There are an estimated 2,000 or more abandoned and orphaned oil and gas wells in Missouri. These wells, drilled prior to regulation, were not bonded and therefore funds from bond forfeitures do not exist in the Oil and Gas Remedial Fund. The current balance of the fund is not sufficient to plug them.

(1) In FY 2013, the position responsible for conducting inspections was vacant for part of the fiscal year; therefore, fewer leases were inspected than projected.

7c. Provide the number of clients/individuals served, if applicable.

Total number of individuals and organizations provided with geological assistance or information.

	FY 2011 Actual	FY 2012 Actual	FY 2013 Actual	FY 2014 Projected	FY 2015 Projected	FY 2016 Projected
Geologic inquiries (1)	15,020	17,504	20,897	17,021	17,021	17,021
Education presentations	89	59	128	100	100	100
Field assistance with geologic problems	194	82	208	150	150	150

(1) In FY 2013, the increase in geologic inquiries was related to drought issues and Executive Order 12-08.

7d. Provide a customer satisfaction measure, if available.

Not available

Department of Natural Resources

DECISION ITEM SUMMARY

Budget Unit									
Decision Item	FY 2013	FY 2013	FY 2014	FY 2014	FY 2015	FY 2015	FY 2015	FY 2015	FY 2015
Budget Object Summary	ACTUAL	ACTUAL	BUDGET	BUDGET	DEPT REQ	DEPT REQ	GOV REC	GOV REC	GOV REC
Fund	DOLLAR	FTE	DOLLAR	FTE	DOLLAR	FTE	DOLLAR	FTE	DOLLAR
STATE PARKS OPERATION									
CORE									
PERSONAL SERVICES									
DEPT NATURAL RESOURCES	119,777	2.82	155,620	4.77	171,280	5.07	171,280	5.07	171,280
STATE PARKS EARNINGS	1,286,345	49.02	2,618,782	78.48	1,315,782	33.78	1,315,782	33.78	1,315,782
DNR COST ALLOCATION	850,552	18.52	865,159	20.25	876,266	19.50	876,266	19.50	876,266
PARKS SALES TAX	17,918,416	569.41	17,552,084	555.71	18,828,317	600.86	18,828,317	600.86	18,828,317
BABLER STATE PARK	53,441	2.00	54,037	2.00	54,037	2.00	54,037	2.00	54,037
TOTAL - PS	20,228,531	641.77	21,245,682	661.21	21,245,682	661.21	21,245,682	661.21	21,245,682
EXPENSE & EQUIPMENT									
DEPT NATURAL RESOURCES	185,928	0.00	581,306	0.00	281,306	0.00	281,306	0.00	281,306
STATE PARKS EARNINGS	3,298,297	0.00	7,861,090	0.00	5,132,090	0.00	5,132,090	0.00	5,132,090
DNR COST ALLOCATION	46,182	0.00	84,475	0.00	68,159	0.00	68,159	0.00	68,159
PARKS SALES TAX	7,538,928	0.00	8,975,766	0.00	10,103,136	0.00	10,103,136	0.00	10,103,136
MERAMEC-ONONDAGA STATE PARKS	0	0.00	5,586	0.00	5,586	0.00	5,586	0.00	5,586
BABLER STATE PARK	53,496	0.00	75,000	0.00	75,000	0.00	75,000	0.00	75,000
TOTAL - EE	11,122,831	0.00	17,583,223	0.00	15,665,277	0.00	15,665,277	0.00	15,665,277
PROGRAM-SPECIFIC									
DEPT NATURAL RESOURCES	1,640,789	0.00	11,200,000	0.00	11,500,000	0.00	11,500,000	0.00	11,500,000
STATE PARKS EARNINGS	0	0.00	20,000	0.00	20,000	0.00	20,000	0.00	20,000
PARKS SALES TAX	100,000	0.00	100,000	0.00	100,000	0.00	100,000	0.00	100,000
TOTAL - PD	1,740,789	0.00	11,320,000	0.00	11,620,000	0.00	11,620,000	0.00	11,620,000
TOTAL	33,092,151	641.77	50,148,905	661.21	48,530,959	661.21	48,530,959	661.21	48,530,959
Pay Plan FY14-Cost to Continue - 0000014									
PERSONAL SERVICES									
DEPT NATURAL RESOURCES	0	0.00	0	0.00	1,193	0.00	1,193	0.00	1,193
STATE PARKS EARNINGS	0	0.00	0	0.00	19,621	0.00	19,621	0.00	19,621
DNR COST ALLOCATION	0	0.00	0	0.00	5,063	0.00	5,063	0.00	5,063
PARKS SALES TAX	0	0.00	0	0.00	138,929	0.00	138,929	0.00	138,929
BABLER STATE PARK	0	0.00	0	0.00	500	0.00	500	0.00	500
TOTAL - PS	0	0.00	0	0.00	165,306	0.00	165,306	0.00	165,306
TOTAL	0	0.00	0	0.00	165,306	0.00	165,306	0.00	165,306

1/21/14 19:06

im_disummary

Department of Natural Resources

DECISION ITEM SUMMARY

Budget Unit									
Decision Item	FY 2013	FY 2013	FY 2014	FY 2014	FY 2015	FY 2015	FY 2015	FY 2015	FY 2015
Budget Object Summary	ACTUAL	ACTUAL	BUDGET	BUDGET	DEPT REQ	DEPT REQ	GOV REC	GOV REC	GOV REC
Fund	DOLLAR	FTE	DOLLAR	FTE	DOLLAR	FTE	DOLLAR	FTE	FTE
STATE PARKS OPERATION									
Pay Plan FY15-COLA - 0000015									
PERSONAL SERVICES									
DEPT NATURAL RESOURCES	0	0.00	0	0.00	0	0.00	2,371	0.00	
STATE PARKS EARNINGS	0	0.00	0	0.00	0	0.00	18,360	0.00	
DNR COST ALLOCATION	0	0.00	0	0.00	0	0.00	12,117	0.00	
PARKS SALES TAX	0	0.00	0	0.00	0	0.00	260,796	0.00	
BABLER STATE PARK	0	0.00	0	0.00	0	0.00	750	0.00	
TOTAL - PS	0	0.00	0	0.00	0	0.00	294,394	0.00	
TOTAL	0	0.00	0	0.00	0	0.00	294,394	0.00	
State Parks Operations NDI - 1780006									
PERSONAL SERVICES									
PARKS SALES TAX	0	0.00	0	0.00	726,000	0.00	726,000	0.00	
TOTAL - PS	0	0.00	0	0.00	726,000	0.00	726,000	0.00	
TOTAL	0	0.00	0	0.00	726,000	0.00	726,000	0.00	
GRAND TOTAL	\$33,092,151	641.77	\$50,148,905	661.21	\$49,422,265	661.21	\$49,716,659	661.21	

CORE DECISION ITEM

Department of Natural Resources	Budget Unit 78415C
Missouri State Parks	
Missouri State Parks Core	

1. CORE FINANCIAL SUMMARY

	FY 2015 Budget Request					FY 2015 Governor's Recommendation			
	GR	Federal	Other	Total		GR	Fed	Other	Total
PS	0	171,280	21,074,402	21,245,682	PS	0	171,280	21,074,402	21,245,682
EE	0	281,306	15,383,971	15,665,277	EE	0	281,306	15,383,971	15,665,277
PSD	0	11,500,000	120,000	11,620,000	PSD	0	11,500,000	120,000	11,620,000
Total	0	11,952,586	36,578,373	48,530,959	Total	0	11,952,586	36,578,373	48,530,959
FTE	0.00	5.07	656.14	661.21	FTE	0.00	5.07	656.14	661.21
Est. Fringe	0	80,330	9,883,895	9,964,225	Est. Fringe	0	86,000	10,581,457	10,667,457

Note: Fringes budgeted in House Bill 5 except for certain fringes budgeted directly to MoDOT, Highway Patrol, and Conservation.

Note: Fringes budgeted in House Bill 5 except for certain fringes budgeted directly to MoDOT, Highway Patrol, and Conservation.

Other Funds: State Park Earnings Fund (0415); Cost Allocation Fund (0500); Parks Sales Tax Fund (0613); Meramec-Onondaga State Parks Fund (0698); and Babler State Park Fund (0911)

The FY 2015 budget request includes appropriation authority of \$7,900,000 to be used for encumbrance purposes only related to Outdoor Recreation Grants.

2. CORE DESCRIPTION

Missouri State Parks manages 87 state parks and historic sites plus the Roger Pryor Pioneer Backcountry. We manage approximately 145,000 acres and an extensive recreation easement agreement on 61,000 acres with the L-A-D Foundation. The total acreage of the state parks and historic sites is less than one half of 1% of the total acres in Missouri. Each park and site contains unique and diverse natural and cultural resources, yet the public demands consistent levels of visitor services, facility maintenance, security, and resource management. The mission of the division is to preserve and interpret the state's most outstanding natural features; to preserve and interpret the state's most outstanding cultural landmarks; and to provide compatible recreational opportunities in these areas.

This core also includes pass through appropriation authority for Missouri State Parks. The pass through authority includes appropriations for Bruce R Watkins, Payment in Lieu of Taxes, Gifts to State Parks, State Parks Resale, Concession Default, State Park Grants, and Outdoor Recreation Grants.

3. PROGRAM LISTING (list programs included in this core funding)

Missouri State Parks

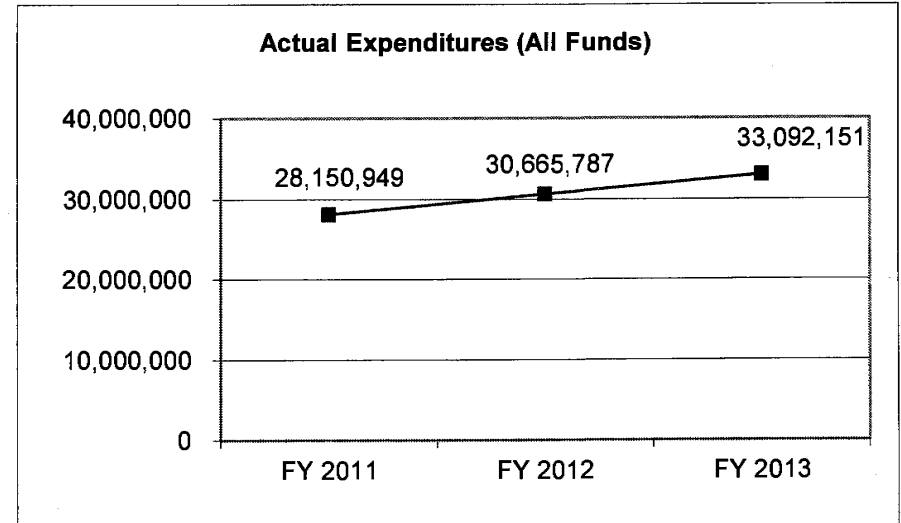
CORE DECISION ITEM

Department of Natural Resources
Missouri State Parks
Missouri State Parks Core

Budget Unit 78415C

4. FINANCIAL HISTORY

	FY 2011 Actual	FY 2012 Actual	FY 2013 Actual	FY 2014 Current Yr.
Appropriation (All Funds)	30,792,943	34,761,919	43,948,841	50,148,905
Less Reverted (All Funds)	0	0	0	N/A
Budget Authority (All Funds)	30,792,943	34,761,919	43,948,841	N/A
Actual Expenditures (All Funds)	28,150,949	30,665,787	33,092,151	N/A
Unexpended (All Funds)	2,641,994	4,096,132	10,856,690	N/A
Unexpended, by Fund:				
General Revenue	0	0	0	N/A
Federal	880,859	1,269,844	6,575,489	N/A
Other	1,761,135	2,826,288	4,281,201	N/A
	(1&2)	(1&2)	(1,2,&3)	(3)



Reverted includes Governor's standard 3 percent reserve (when applicable) and any expenditure restrictions.

Actual expenditures for all fiscal years are as of June 30 and do not include lapse period activities.

NOTES:

- (1) For comparison purposes, prior year actual and current year financial data from Missouri State Parks' pass-through appropriations are included above.
- (2) Fiscal uncertainties and hiring limitations, as well as reduced operating and delayed equipment replacement purchases, have resulted in lower expenditures.
- (3) In many cases, pass through appropriation has been provided to allow for encumbrance and payment of our commitments, which often span multiple fiscal years causing high unexpended balances. Beginning in FY 2014, appropriations were provided for encumbrance purposes separate from expenditures. Both types of appropriation are included in the data above, therefore high unexpended balances will continue to be reflected.

CORE DECISION ITEM

Department of Natural Resources
Missouri State Parks
Missouri State Parks Core

Budget Unit 78415C

4. FINANCIAL HISTORY (continued)

Missouri State Parks - Reconciliation

	FY 2011	FY 2012	FY 2013	FY 2014	FY 2015
	Actual	Actual	Actual	Current	Gov Rec
Missouri State Parks Operations (78415C)	25,652,569	28,304,388	30,148,655	34,719,555	33,101,609
Bruce R Watkins (78422C)	100,000	100,000	100,000	100,000	100,000
PILT (78423C)	12,414	0	4,888	30,000	30,000
Parks Resale (78470C)	585,216	697,064	758,232	1,000,000	1,000,000
Gifts to State Parks (78415C)	81,378	50,008	161,523	2,000,000	2,000,000
Concession Default (78480C)	52,823	64,054	104,107	299,350	299,350
Grants to State Parks (78492C)	122,953	195,946	173,957	500,000	500,000
Outdoor Recreation Grants (78495C)	1,543,596	1,254,327	1,640,789	11,500,000	11,500,000
Total	28,150,949	30,665,787	33,092,151	50,148,905	48,530,959

Note: Beginning in FY 2014, the budget includes appropriation authority of \$7,900,000 to be used for encumbrance purposes only related to Outdoor Recreation Grants.

CORE RECONCILIATION DETAIL

**DEPARTMENT OF NATURAL RESOURCES
STATE PARKS OPERATION**

5. CORE RECONCILIATION DETAIL

			Budget Class	FTE	GR	Federal	Other	Total	Explanation
TAFP AFTER VETOES									
			PS	661.21	0	155,620	21,090,062	21,245,682	
			EE	0.00	0	581,306	17,001,917	17,583,223	
			PD	0.00	0	11,200,000	120,000	11,320,000	
			Total	661.21	0	11,936,926	38,211,979	50,148,905	
DEPARTMENT CORE ADJUSTMENTS									
1x Expenditures	1489 1941		EE	0.00	0	0	(1,500,000)	(1,500,000)	Core reduction of one-time authority from FY 2014 budget.
1x Expenditures	1489 0664		EE	0.00	0	0	(117,946)	(117,946)	Core reduction of one-time authority from FY 2014 budget.
Core Reallocation	1435 1952		PS	(0.75)	0	0	11,107	11,107	Core reallocations will more closely align the budget with planned spending.
Core Reallocation	1435 1946		PS	0.30	0	15,660	0	15,660	Core reallocations will more closely align the budget with planned spending.
Core Reallocation	1435 1940		PS	(44.70)	0	0	(1,303,000)	(1,303,000)	Core reallocations will more closely align the budget with planned spending.
Core Reallocation	1435 2082		PS	45.15	0	0	1,276,233	1,276,233	Core reallocations will more closely align the budget with planned spending.
Core Reallocation	1451 1953		EE	0.00	0	0	(16,316)	(16,316)	Core reallocations will more closely align the budget with planned spending.

CORE RECONCILIATION DETAIL

**DEPARTMENT OF NATURAL RESOURCES
STATE PARKS OPERATION**

5. CORE RECONCILIATION DETAIL

	Budget Class	FTE	GR	Federal	Other	Total	Explanation
DEPARTMENT CORE ADJUSTMENTS							
Core Reallocation	1451 1941 EE	0.00	0	0	(1,229,000)	(1,229,000)	Core reallocations will more closely align the budget with planned spending.
Core Reallocation	1451 0664 EE	0.00	0	0	1,245,316	1,245,316	Core reallocations will more closely align the budget with planned spending.
Core Reallocation	1451 8538 EE	0.00	0	(300,000)	0	(300,000)	Core reallocations will more closely align the budget with planned spending.
Core Reallocation	1451 8538 PD	0.00	0	300,000	0	300,000	Core reallocations will more closely align the budget with planned spending.
NET DEPARTMENT CHANGES		0.00	0	15,660	(1,633,606)	(1,617,946)	
DEPARTMENT CORE REQUEST							
	PS	661.21	0	171,280	21,074,402	21,245,682	
	EE	0.00	0	281,306	15,383,971	15,665,277	
	PD	0.00	0	11,500,000	120,000	11,620,000	
	Total	661.21	0	11,952,586	36,578,373	48,530,959	
GOVERNOR'S RECOMMENDED CORE							
	PS	661.21	0	171,280	21,074,402	21,245,682	
	EE	0.00	0	281,306	15,383,971	15,665,277	
	PD	0.00	0	11,500,000	120,000	11,620,000	
	Total	661.21	0	11,952,586	36,578,373	48,530,959	

Department of Natural Resources

DECISION ITEM DETAIL

Budget Unit	FY 2013	FY 2013	FY 2014	FY 2014	FY 2015	FY 2015	FY 2015	FY 2015
Decision Item	ACTUAL	ACTUAL	BUDGET	BUDGET	DEPT REQ	DEPT REQ	GOV REC	GOV REC
Budget Object Class	DOLLAR	FTE	DOLLAR	FTE	DOLLAR	FTE	DOLLAR	FTE
STATE PARKS OPERATION								
CORE								
SR OFC SUPPORT ASST (CLERICAL)	27,432	1.03	26,970	1.00	0	0.00	0	0.00
ADMIN OFFICE SUPPORT ASSISTANT	310,602	11.24	304,425	11.00	366,262	13.00	366,262	13.00
OFFICE SUPPORT ASST (KEYBRD)	189,085	8.18	171,291	8.00	189,704	8.00	189,704	8.00
SR OFC SUPPORT ASST (KEYBRD)	689,454	26.81	782,524	30.00	720,673	27.50	720,673	27.50
STOREKEEPER I	71,078	2.84	68,435	2.70	68,359	2.70	68,359	2.70
SUPPLY MANAGER I	31,774	1.00	32,076	1.00	32,050	1.00	32,050	1.00
PROCUREMENT OFCR I	35,563	1.00	36,922	1.00	36,922	1.00	36,922	1.00
ACCOUNT CLERK II	45,011	1.82	50,656	2.00	75,162	3.00	75,162	3.00
BUDGET ANAL III	35,877	0.75	48,421	1.00	44,208	1.00	44,208	1.00
PUBLIC INFORMATION SPEC I	2,360	0.07	0	0.00	19,487	0.50	19,487	0.50
PUBLIC INFORMATION ADMSTR	16,180	0.35	46,251	1.00	46,210	1.00	46,210	1.00
EXECUTIVE I	121,630	4.00	123,367	4.00	153,686	5.00	153,686	5.00
EXECUTIVE II	38,720	1.08	35,660	1.00	34,342	1.00	34,342	1.00
RISK MANAGEMENT SPEC II	45,267	1.00	46,246	1.00	46,210	1.00	46,210	1.00
MANAGEMENT ANALYSIS SPEC I	73,615	2.01	73,904	2.00	73,844	2.00	73,844	2.00
MANAGEMENT ANALYSIS SPEC II	42,044	1.00	41,300	1.00	44,458	1.00	44,458	1.00
PLANNER II	89,136	2.17	123,101	3.00	127,662	3.00	127,662	3.00
PLANNER III	201,347	4.00	202,777	4.00	202,612	4.00	202,612	4.00
MUSEUM CURATOR I	29,266	0.83	35,619	1.00	0	0.00	0	0.00
MUSEUM CURATOR II	119,063	3.00	120,067	3.00	119,970	3.00	119,970	3.00
MUSEUM CURATOR COORDINATOR	29,246	0.58	53,530	1.00	42,802	1.00	42,802	1.00
CULTURAL RESOURCE PRES II	128,223	3.00	129,984	3.00	129,798	3.00	129,798	3.00
NATURAL RESOURCES STEWARD	264,378	6.17	303,662	7.00	297,514	7.00	297,514	7.00
PARK/HISTORIC SITE SPEC I	90,407	3.02	121,697	4.00	30,418	1.00	30,418	1.00
PARK/HISTORIC SITE SPEC II	100,258	2.86	149,096	4.00	270,766	7.00	270,766	7.00
PARK/HISTORIC SITE SPEC III	846,131	21.08	924,683	23.00	908,056	22.00	908,056	22.00
PARK OPERATIONS & PLNG SPEC I	0	0.00	0	0.00	30,418	1.00	30,418	1.00
PARK OPERATIONS & PLNG SPEC II	53,354	1.33	80,305	2.00	40,510	1.00	40,510	1.00
PARK OPERATIONS & PLNG COORD	231,046	5.66	204,161	5.00	247,668	6.00	247,668	6.00
ARCHAEOLOGIST	45,071	1.00	45,395	1.00	45,358	1.00	45,358	1.00
INTERPRETIVE RESOURCE TECH	258,555	9.02	302,288	10.50	261,419	8.75	261,419	8.75
INTERPRETIVE RESOURCE SPEC I	123,044	4.05	138,036	4.50	130,345	4.25	130,345	4.25

Department of Natural Resources

DECISION ITEM DETAIL

Budget Unit	FY 2013	FY 2013	FY 2014	FY 2014	FY 2015	FY 2015	FY 2015	FY 2015
Decision Item	ACTUAL	ACTUAL	BUDGET	BUDGET	DEPT REQ	DEPT REQ	GOV REC	GOV REC
Budget Object Class	DOLLAR	FTE	DOLLAR	FTE	DOLLAR	FTE	DOLLAR	FTE
STATE PARKS OPERATION								
CORE								
INTERPRETIVE RESOURCE SPEC II	422,442	12.33	410,499	11.75	487,292	14.00	487,292	14.00
INTERPRETIVE RESOURCE SPC III	440,513	11.49	463,444	12.00	461,700	12.00	461,700	12.00
INTERPRETIVE RESOURCE COORD	272,532	6.63	290,634	7.00	291,166	7.00	291,166	7.00
PARK RANGER CORPORAL	329,298	7.71	344,047	8.00	341,468	8.00	341,468	8.00
PARK RANGER	914,486	24.49	983,445	26.00	990,440	26.00	990,440	26.00
PARK RANGER SERGEANT	223,052	4.85	232,185	5.00	230,198	5.00	230,198	5.00
ENVIRONMENTAL SPEC IV	45,071	1.00	45,394	1.00	45,358	1.00	45,358	1.00
CAPITAL IMPROVEMENTS SPEC I	44,416	1.00	43,638	1.00	45,358	1.00	45,358	1.00
CAPITAL IMPROVEMENTS SPEC II	183,947	3.83	192,580	4.00	192,340	4.00	192,340	4.00
TECHNICAL ASSISTANT II	2,275	0.09	22	0.00	0	0.00	0	0.00
TECHNICAL ASSISTANT III	27,051	0.91	30,418	1.00	30,418	1.00	30,418	1.00
TECHNICAL ASSISTANT IV	224,984	6.00	226,849	6.00	226,668	6.00	226,668	6.00
DESIGN ENGR III	127,336	2.00	128,044	2.00	127,940	2.00	127,940	2.00
ARCHITECT II	147,216	3.00	148,204	3.00	148,086	3.00	148,086	3.00
ARCHITECT III	123,209	1.99	123,973	2.00	123,872	2.00	123,872	2.00
LAND SURVEYOR II	46,870	1.00	47,196	1.00	47,158	1.00	47,158	1.00
MAINTENANCE WORKER II	21,012	0.71	30,971	1.00	28,954	1.00	28,954	1.00
TRACTOR TRAILER DRIVER	34,064	1.00	34,370	1.00	34,342	1.00	34,342	1.00
BUILDING CONSTRUCTION WKR I	441,754	15.13	473,292	16.00	520,070	17.00	520,070	17.00
BUILDING CONSTRUCTION WKR II	401,508	12.67	418,986	13.00	415,270	13.00	415,270	13.00
BUILDING CONSTRUCTION SPV	33,022	0.92	36,305	1.00	36,274	1.00	36,274	1.00
HEAVY EQUIPMENT OPERATOR	312,701	9.77	314,726	9.75	320,468	9.75	320,468	9.75
PARK MAINTENANCE WKR I	41,643	1.75	41,036	1.75	68,992	2.75	68,992	2.75
PARK MAINTENANCE WKR II	2,316,658	86.45	2,496,648	92.00	2,284,520	92.00	2,284,520	92.00
PARK MAINTENANCE WKR III	1,603,404	51.44	1,638,203	52.00	1,696,080	55.00	1,696,080	55.00
CARPENTER	66,941	2.00	67,551	2.00	67,496	2.00	67,496	2.00
GRAPHIC ARTS SPEC III	0	0.00	0	0.00	35,590	1.00	35,590	1.00
GRAPHICS SPV	39,447	1.00	39,762	1.00	39,730	1.00	39,730	1.00
SIGN MAKER I	28,597	1.00	28,893	1.00	28,870	1.00	28,870	1.00
SIGN MAKER II	31,774	1.00	32,076	1.00	32,050	1.00	32,050	1.00
FACILITIES OPERATIONS MGR B2	54,312	1.00	54,651	1.00	54,607	1.00	54,607	1.00
FISCAL & ADMINISTRATIVE MGR B2	68,088	1.22	56,949	1.00	54,312	1.00	54,312	1.00

Department of Natural Resources

DECISION ITEM DETAIL

Budget Unit	FY 2013	FY 2013	FY 2014	FY 2014	FY 2015	FY 2015	FY 2015	FY 2015
Decision Item	ACTUAL	ACTUAL	BUDGET	BUDGET	DEPT REQ	DEPT REQ	GOV REC	GOV REC
Budget Object Class	DOLLAR	FTE	DOLLAR	FTE	DOLLAR	FTE	DOLLAR	FTE
STATE PARKS OPERATION								
CORE								
FISCAL & ADMINISTRATIVE MGR B3	77,804	1.24	63,323	1.00	64,209	1.00	64,209	1.00
LAW ENFORCEMENT MGR B1	102,177	2.00	102,885	2.00	102,761	2.00	102,761	2.00
LAW ENFORCEMENT MGR B2	59,379	1.00	59,325	1.00	61,666	1.00	61,666	1.00
LAW ENFORCEMENT MGR B3	61,755	1.00	63,150	1.00	65,816	1.00	65,816	1.00
NATURAL RESOURCES MGR B1	2,948,346	62.07	3,081,778	65.00	3,051,843	65.00	3,051,843	65.00
NATURAL RESOURCES MGR B2	442,936	7.20	496,354	8.00	430,137	7.00	430,137	7.00
NATURAL RESRCS MGR, BAND 3	15,000	0.21	0	0.00	72,250	1.00	72,250	1.00
DEPUTY DIVISION DIRECTOR	177,386	2.14	166,866	2.00	166,866	2.00	166,866	2.00
DESIGNATED PRINCIPAL ASST DIV	199,597	2.75	273,745	3.75	221,304	3.00	221,304	3.00
LEGAL COUNSEL	64,192	1.00	64,563	1.00	64,510	1.00	64,510	1.00
MISCELLANEOUS PROFESSIONAL	7,635	0.21	0	0.00	45,706	2.00	45,706	2.00
SEASONAL AIDE	2,503,826	151.14	2,575,853	147.51	2,415,884	137.26	2,415,884	137.26
DOMESTIC SERVICE SUPERVISOR	18,681	0.50	0	0.00	0	0.00	0	0.00
BUSSER	1,411	0.09	0	0.00	0	0.00	0	0.00
WAIT STAFF	6,170	0.33	0	0.00	0	0.00	0	0.00
ASSISTANT COOK	2,535	0.12	0	0.00	0	0.00	0	0.00
DISHWASHER	990	0.06	0	0.00	0	0.00	0	0.00
HOSTESS	235	0.01	0	0.00	0	0.00	0	0.00
SPECIAL ASST PROFESSIONAL	63,750	0.75	0	0.00	64,000	0.75	64,000	0.75
SPECIAL ASST OFFICE & CLERICAL	15,767	0.42	0	0.00	74,750	2.00	74,750	2.00
LABORER	5,119	0.20	0	0.00	0	0.00	0	0.00
TOTAL - PS	20,228,531	641.77	21,245,682	661.21	21,245,682	661.21	21,245,682	661.21
TRAVEL, IN-STATE	1,173,650	0.00	1,215,349	0.00	1,215,349	0.00	1,215,349	0.00
TRAVEL, OUT-OF-STATE	18,913	0.00	42,213	0.00	40,213	0.00	40,213	0.00
FUEL & UTILITIES	1,582,080	0.00	2,553,418	0.00	2,453,418	0.00	2,453,418	0.00
SUPPLIES	4,209,025	0.00	4,522,424	0.00	4,653,424	0.00	4,653,424	0.00
PROFESSIONAL DEVELOPMENT	55,930	0.00	133,987	0.00	130,787	0.00	130,787	0.00
COMMUNICATION SERV & SUPP	317,228	0.00	342,104	0.00	336,204	0.00	336,204	0.00
PROFESSIONAL SERVICES	851,026	0.00	1,327,518	0.00	1,002,868	0.00	1,002,868	0.00
HOUSEKEEPING & JANITORIAL SERV	293,115	0.00	482,154	0.00	480,154	0.00	480,154	0.00
M&R SERVICES	754,341	0.00	745,269	0.00	745,669	0.00	745,669	0.00
COMPUTER EQUIPMENT	0	0.00	2,432	0.00	0	0.00	0	0.00

Department of Natural Resources

DECISION ITEM DETAIL

Budget Unit	FY 2013	FY 2013	FY 2014	FY 2014	FY 2015	FY 2015	FY 2015	FY 2015
Decision Item	ACTUAL	ACTUAL	BUDGET	BUDGET	DEPT REQ	DEPT REQ	GOV REC	GOV REC
Budget Object Class	DOLLAR	FTE	DOLLAR	FTE	DOLLAR	FTE	DOLLAR	FTE
STATE PARKS OPERATION								
CORE								
MOTORIZED EQUIPMENT	622,494	0.00	2,120,936	0.00	840,104	0.00	840,104	0.00
OFFICE EQUIPMENT	61,991	0.00	68,013	0.00	60,406	0.00	60,406	0.00
OTHER EQUIPMENT	977,615	0.00	3,372,860	0.00	3,061,285	0.00	3,061,285	0.00
PROPERTY & IMPROVEMENTS	12,415	0.00	196,250	0.00	196,250	0.00	196,250	0.00
BUILDING LEASE PAYMENTS	16,037	0.00	42,511	0.00	42,511	0.00	42,511	0.00
EQUIPMENT RENTALS & LEASES	72,795	0.00	110,504	0.00	117,754	0.00	117,754	0.00
MISCELLANEOUS EXPENSES	104,176	0.00	305,281	0.00	288,881	0.00	288,881	0.00
TOTAL - EE	11,122,831	0.00	17,583,223	0.00	15,665,277	0.00	15,665,277	0.00
PROGRAM DISTRIBUTIONS	1,740,789	0.00	11,320,000	0.00	11,620,000	0.00	11,620,000	0.00
TOTAL - PD	1,740,789	0.00	11,320,000	0.00	11,620,000	0.00	11,620,000	0.00
GRAND TOTAL	\$33,092,151	641.77	\$50,148,905	661.21	\$48,530,959	661.21	\$48,530,959	661.21
GENERAL REVENUE	\$0	0.00	\$0	0.00	\$0	0.00	\$0	0.00
FEDERAL FUNDS	\$1,946,494	2.82	\$11,936,926	4.77	\$11,952,586	5.07	\$11,952,586	5.07
OTHER FUNDS	\$31,145,657	638.95	\$38,211,979	656.44	\$36,578,373	656.14	\$36,578,373	656.14

PROGRAM DESCRIPTION

Department of Natural Resources

Missouri State Parks

Program is found in the following core budget(s): Missouri State Parks

1. What does this program do?

State Parks Operations: The mission of Missouri State Parks (MSP) is to preserve and interpret the state's most outstanding natural features; to preserve and interpret the state's most outstanding cultural landmarks; and to provide compatible recreational opportunities in these areas. The division manages 87 state parks and historic sites plus the Roger Pryor Pioneer Backcountry. These state parks and historic sites are scattered throughout the state, each containing unique and diverse natural and cultural resources. The park system also includes five district offices and five support programs. Standardization of public services; efficient management of fiscal, personnel and equipment resources; property management of State Park lands and structures; providing information services, publicizing special events and managing a souvenir sales program; and consistent care for natural and cultural resources and recreation facilities require closely coordinated supervision and administration. In addition, the division provides law enforcement services and protection to park visitors, their property and the cultural and natural resources of the division.

Bruce R Watkins: The department, through a contractual agreement, assists the Kansas City Board of Parks and Recreation Commissioners with the operation of the Bruce R. Watkins Cultural Heritage Center, which stands in tribute to the legacy of Kansas City's early African American pioneers and embodies the artistic, cultural and social history of the African American experience. Payment in Lieu of Taxes: In November 1994, Missouri voters adopted an amendment to the Constitution which allows the department to use Parks Sales Tax funds to make payments to counties in lieu of property taxes on lands acquired by the department after July 1, 1985. This item allows the department to meet the intent of the State Constitution by making payment in lieu of 2013 and prior years' taxes to counties in a timely manner. Gifts to State Parks: MSP receives funds from donors, insurance settlements, court awards, and other sources that are usually directed toward the accomplishment of a specific purpose. State Parks Resale: Missouri State Parks purchases items for resale to the public and to stock a central warehouse for sale to the individual parks and sites. Resale items include souvenirs and publications such as books, pamphlets, posters, postcards and photographs and also includes visitor convenience and safety items sold at small park stores. The division continually strives to enhance and upgrade the state parks' souvenir sales. Concession Default: Should a state park concessionaire be unable to complete the period of their contract or if other emergency situations arise, such as not being able to award a contract or not having bidders for a contract, the division must operate and manage concession operations. Such operations include lodging, park stores, boat rentals, and other visitor services usually provided by contracted concessionaires until a new concessionaire contract can be awarded or the division obtains additional appropriation authority to operate the concession on a permanent basis so that customer service is uninterrupted. State Park Grants: The division identifies and pursues grants that are consistent with strategic priorities such as conservation assessment program grants, battlefield protection programs for historic sites, and Recreational Trails Program grants for state parks. By receiving federal grant awards, the department is able to use alternate funding sources to meet operational and resource needs of the state park system. Recreation Assistance Grants: Federal matching grants through Land and Water Conservation funds and Recreational Trails Program funds are available to develop parks and trails. The Land and Water Conservation Program offers funding for the acquisition and development of public outdoor recreation areas and facilities. The Recreational Trails Program provides funding to develop and maintain recreational trails and trail-related facilities for both non-motorized and motorized recreational trail uses. The department uses this appropriation to distribute these federal funds to communities and local governments.

PROGRAM DESCRIPTION

Department of Natural Resources

Missouri State Parks

Program is found in the following core budget(s): Missouri State Parks

1. What does this program do (continued)?

Missouri State Parks - Reconciliation					
	FY 2011	FY 2012	FY 2013	FY 2014	FY 2015
	Actual	Actual	Actual	Current	Gov Rec
Missouri State Parks Operations (78415C)	25,652,569	28,304,388	30,148,655	34,719,555	33,101,609
Bruce R Watkins (78422C)	100,000	100,000	100,000	100,000	100,000
PILT (78423C)	12,414	0	4,888	30,000	30,000
Parks Resale (78470C)	585,216	697,064	758,232	1,000,000	1,000,000
Gifts to State Parks (78415C)	81,378	50,008	161,523	2,000,000	2,000,000
Concession Default (78480C)	52,823	64,054	104,107	299,350	299,350
Grants to State Parks (78492C)	122,953	195,946	173,957	500,000	500,000
Outdoor Recreation Grants (78495C)	1,543,596	1,254,327	1,640,789	11,500,000	11,500,000
Total	28,150,949	30,665,787	33,092,151	50,148,905	48,530,959

Note: Beginning in FY 2014, the budget includes appropriation authority of \$7,900,000 to be used for encumbrance purposes only related to Outdoor Recreation Grants.

2. What is the authorization for this program, i.e., federal or state statute, etc.? (Include the federal program number, if applicable.)

RSMo Chapter 253	State Parks and Historic Preservation
Missouri Constitution, Article IV, Sections 47(a)(b)(c)	Natural Resources - Parks and Soil and Water Sales and Use Tax
RSMo Chapter 258	Outdoor Recreation

3. Are there federal matching requirements? If yes, please explain.

Land and Water Conservation Fund Grant	50% Local
Recreational Trails Program	20% State/Local

The division applies for various small grants throughout the fiscal year (matching requirements vary by grant). Current grants are as follows:

Federal Highway Administration National Historic Covered Bridge Grant	20% State
Missouri Bird Conservation Initiative Grants	50% State

PROGRAM DESCRIPTION

Department of Natural Resources

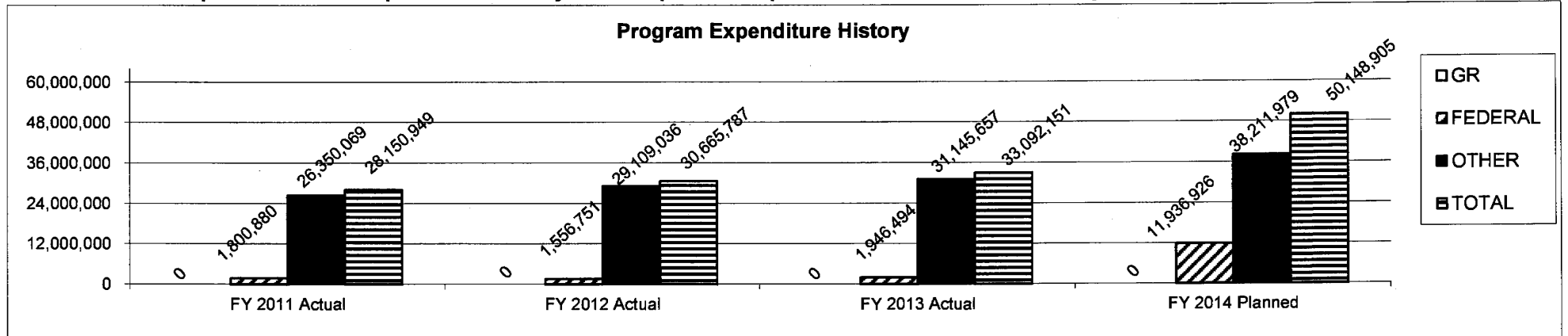
Missouri State Parks

Program is found in the following core budget(s): Missouri State Parks

4. Is this a federally mandated program? If yes, please explain.

The Department administers the Land and Water Conservation Fund (LWCF) on behalf of the National Parks Service and the Recreational Trails Program (RTP) on behalf of the Federal Highway Administration.

5. Provide actual expenditures for the prior three fiscal years and planned expenditures for the current fiscal year.



Note: Actual expenditures for all fiscal years are as of June 30 and do not include lapse period activities. For comparison purposes, prior year actual and current year financial data from Missouri State Parks' pass-through appropriations are included above. In many cases, pass through appropriation has been provided to allow for encumbrance and payment of our commitments, which often span multiple fiscal years causing high unexpended balances. Beginning in FY 2014, appropriations were provided for encumbrance purposes separate from expenditures. Both types of appropriation are included in the data above. FY 2014 Planned is shown at full appropriation.

6. What are the sources of the "Other" funds?

State Park Earnings Fund (0415); Cost Allocation Fund (0500); Parks Sales Tax Fund (0613); Meramec-Onondaga State Parks Fund (0698); and Babler State Park Fund (0911).

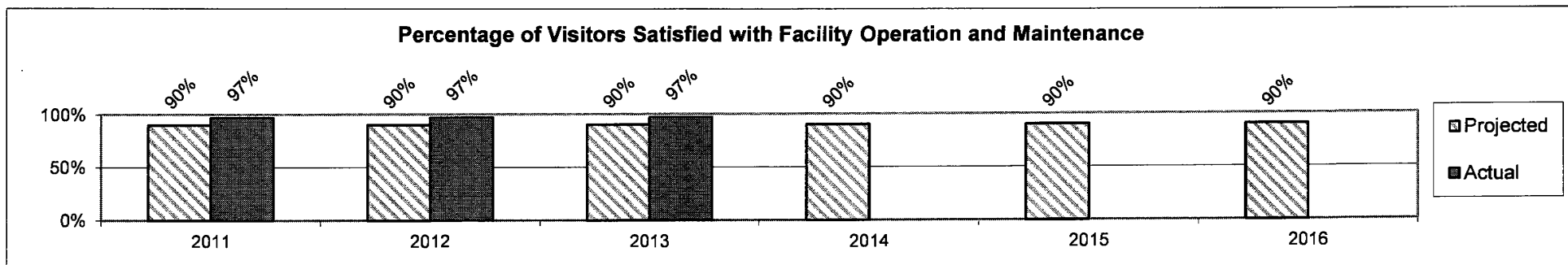
PROGRAM DESCRIPTION

Department of Natural Resources

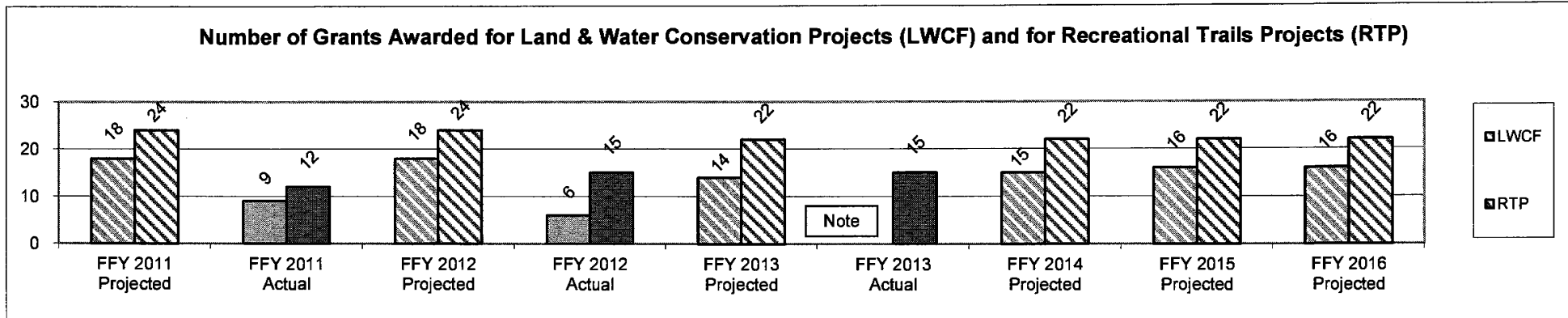
Missouri State Parks

Program is found in the following core budget(s): Missouri State Parks

7a. Provide an effectiveness measure.



7a. Provide an effectiveness measure (continued).



Note: Awards from the FFY 2013 grants have not been released.

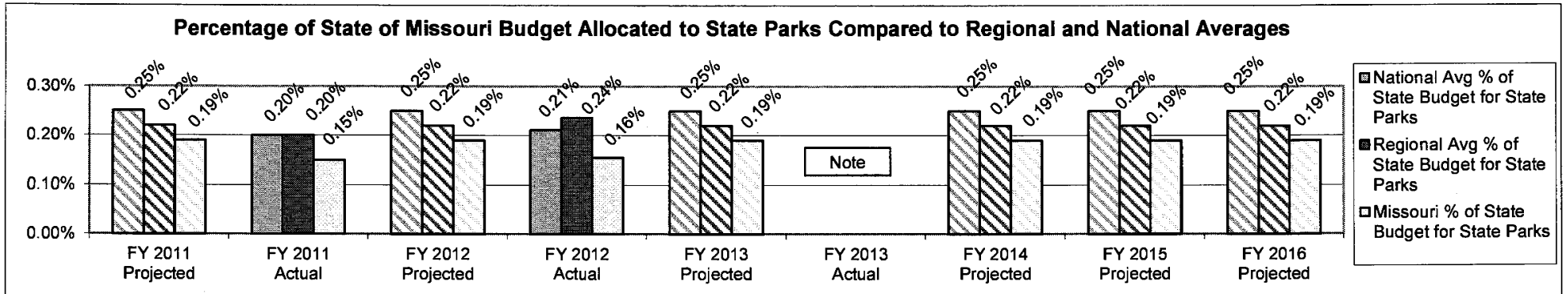
PROGRAM DESCRIPTION

Department of Natural Resources

Missouri State Parks

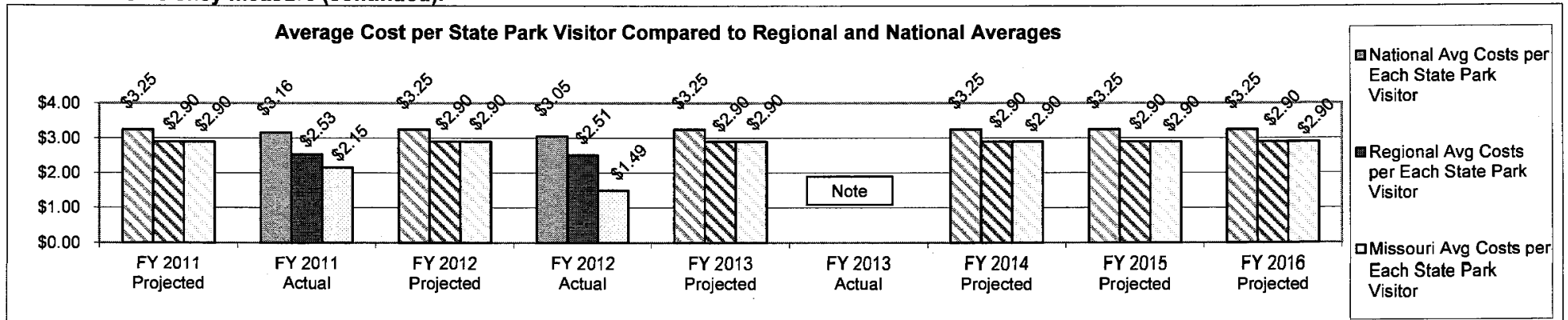
Program is found in the following core budget(s): Missouri State Parks

7b. Provide an efficiency measure.



Notes: Data source is the National Association of State Park Directors Annual Information Exchange. FY 2013 data has not yet been received. National and regional figures do not necessarily include historic sites.

7b. Provide an efficiency measure (continued).



Notes: Data source is the National Association of State Park Directors Annual Information Exchange. FY 2013 data has not yet been received.

PROGRAM DESCRIPTION

Department of Natural Resources
Missouri State Parks
Program is found in the following core budget(s): Missouri State Parks

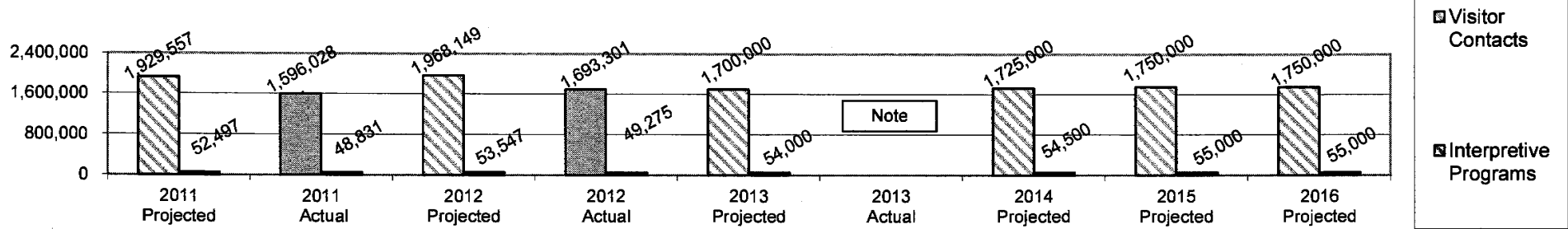
7c. Provide the number of clients/individuals served, if applicable.

Number of visits to Missouri State Parks and Historic Sites

	CY 2011 Actual	CY 2012 Projected	CY 2012 Actual	CY 2013 Projected	CY 2013 Actual	CY 2014 Projected	CY 2015 Projected	CY 2016 Projected
Number of Visits to State Park System	17,845,899	16,689,855	18,092,673	18,000,000	17,468,057	18,900,000	19,100,000	19,300,000

Note: This measure was updated from fiscal year to calendar year in FY 2013 budget; therefore FY 2011 projected data is not available.

Interpretive Services at Missouri State Parks



Note: Data collected by calendar year, therefore 2013 data will not be available until February 2014.

PROGRAM DESCRIPTION

Department of Natural Resources

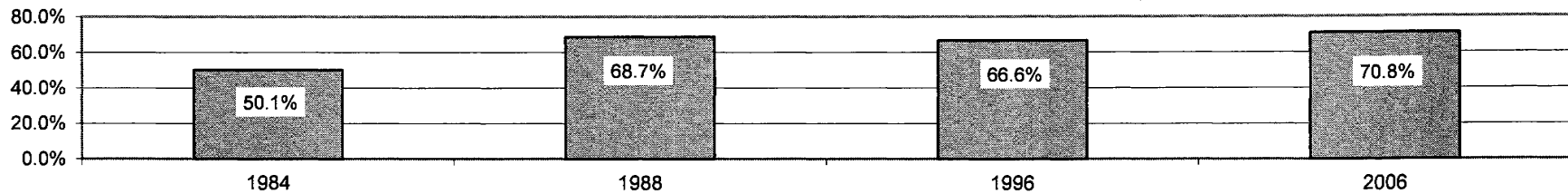
Missouri State Parks

Program is found in the following core budget(s): Missouri State Parks

7d. Provide a customer satisfaction measure, if available.

Missouri State Parks has adopted a 20/20 vision for the year 2020 to ensure the continued success of Missouri's system of state parks and historic sites as important reservoirs of our cultural and natural heritage for current and future generations to enjoy. The Parks 20/20 vision has three primary objectives: (1) to increase the visitation among all Missourians, especially the young; (2) to increase revenue to sustain operations, allow for growth and improve existing facilities; and (3) to develop a clear vision to ensure the relevance of state parks and historic sites in the future.

Voting Citizens Parks and Soil and Water Tax Renewal Approval Rate



Note: The Parks and Soil and Water Sales Tax Amendment 1 was voted on in August 2006 and passed with 70.8% approval. The Parks and Soil and Water Sales Tax will be resubmitted to the voters in 2016.

NEW DECISION ITEM

RANK: 010 OF 011

Department of Natural Resources	Budget Unit 78415C
Missouri State Parks	
State Parks Operations Expansion	DI# 1780006

1. AMOUNT OF REQUEST

	FY 2015 Budget Request					FY 2015 Governor's Recommendation			
	GR	Federal	Other	Total		GR	Federal	Other	Total
PS		0	726,000	726,000	PS	0	0	726,000	726,000
EE		0	0	0	EE	0	0	0	0
PSD	0	0	0	0	PSD	0	0	0	0
TRF	0	0	0	0	TRF	0	0	0	0
Total	0	0	726,000	726,000	Total	0	0	726,000	726,000
FTE	0.00	0.00	0.00	0.00	FTE	0.00	0.00	0.00	0.00

Est. Fringe	0	0	55,539	55,539
--------------------	---	---	--------	--------

Note: Fringes budgeted in House Bill 5 except for certain fringes budgeted directly to MoDOT, Highway Patrol, and Conservation.

Est. Fringe	0	0	55,539	55,539
--------------------	---	---	--------	--------

Note: Fringes budgeted in House Bill 5 except for certain fringes budgeted directly to MoDOT, Highway Patrol, and Conservation.

Other Funds: Parks Sales Tax (0613)

2. THIS REQUEST CAN BE CATEGORIZED AS:

<input type="checkbox"/> New Legislation	<input checked="" type="checkbox"/> New Program	<input type="checkbox"/> Fund Switch
<input type="checkbox"/> Federal Mandate	<input checked="" type="checkbox"/> Program Expansion	<input type="checkbox"/> Cost to Continue
<input type="checkbox"/> GR Pick-Up	<input type="checkbox"/> Space Request	<input type="checkbox"/> Equipment Replacement
<input type="checkbox"/> Pay Plan	<input type="checkbox"/> Other: _____	

3. WHY IS THIS FUNDING NEEDED? PROVIDE AN EXPLANATION FOR ITEMS CHECKED IN #2. INCLUDE THE FEDERAL OR STATE STATUTORY OR CONSTITUTIONAL AUTHORIZATION FOR THIS PROGRAM.

Missouri State Parks has used existing authority to assume additional duties at state parks to provide expanded and enhanced services for parks patrons despite reductions due to decreased revenues from the dedicated sales tax. The division anticipates an increase in available revenue as the economy improves and is seeking additional appropriation authority to continue these programs while ensuring a fully staffed parks system.

NEW DECISION ITEM

RANK: 010 OF 011

Department of Natural Resources	Budget Unit <u>78415C</u>
Missouri State Parks	
State Parks Operations Expansion	DI# 1780006

4. DESCRIBE THE DETAILED ASSUMPTIONS USED TO DERIVE THE SPECIFIC REQUESTED AMOUNT. (How did you determine that the requested number of FTE were appropriate? From what source or standard did you derive the requested levels of funding? Were alternatives such as outsourcing or automation considered? If based on new legislation, does request tie to TAFP fiscal note? If not, explain why. Detail which portions of the request are one-times and how those amounts were calculated.)

Arrow Rock Tavern \$160,000: Recently, the Missouri State Parks assumed the management and daily operations of the J. Huston Tavern in Arrow Rock State Historic Site due to lack of concessionaire interest. The tavern is the oldest continuously serving restaurant west of the Mississippi River having marked almost 180 years of continuous service to the public. It is the centerpiece of Arrow Rock State Historic Site and is listed in the National Register of Historic Places.

State Park Education Opportunities \$140,000: Missouri State Parks has been asked to partner with local school districts to immerse school students in a more hands on learning environment with a focus on nature. State Parks is currently developing the project , timelines, and staff resources dedicated to this initiative with our educational partners. Additionally, State Parks has implemented a "Learn To" program to teach citizens and youth skills related to outdoor activities such as camping, fishing, and kayaking. We plan to expand this program of bringing the "park experience" to our citizens through a school outreach program which brings a large sample of park experiences, such as pictures, plant/animal life, historical features, and park activities, that are available in our park system to schools to excite and entice school children and their families to visit our state park system.

Seasonal Workers Crew Leaders \$190,000: To better meet the needs of managing and maintaining Missouri's state parks system, the division is increasing use of part-time seasonal workers. For example, since 2010 the highly successful State Park Youth Corps program has given young Missourians the opportunity to gain valuable work experience to prepare for tomorrow's careers, while enjoying the beauty and grandeur of Missouri's State Parks and Historic Sites. Such seasonal laborers require supervision by State Park staff therefore, crew leaders assist during their work experience. Crew leaders allow the workers to become more mobile and to work on specialized projects at multiple locations.

State Park Internships \$120,000: Many students are actively seeking internships in order to gain valuable experience. Internships serve three important purposes for Missouri State Parks. First, they help augment our staff with the skills of those who share an interest in Missouri's natural, cultural and energy resources. Second, internships also provide the department with a chance to engage potential future employees and to provide them with hands-on training that cannot be matched elsewhere. Third, internships spread awareness about the department and its mission to the next generation of Missourians. To comply with recent litigation related to unpaid interns, State Parks needs to increase our funding to ensure all interns will be compensated equitably.

Emergency Response \$116,000: The Missouri State Parks system is experiencing unanticipated costs to respond to repetitive natural disasters and emergencies. Like other state agencies, we respond to these events with quick and efficient efforts to prevent further damage to facilities , to ensure guests safety , and to continue providing park services. The immediate response is taxing our current resources for planned and necessary activities such as mowing, painting, and upkeep to buildings, and parking. This expansion will allow our parks and sites to plan for their normal activities and allow the division to plan for the emergencies.

NEW DECISION ITEM

RANK: 010 OF 011

Department of Natural Resources	Budget Unit 78415C
Missouri State Parks	
State Parks Operations Expansion	DI# 1780006

5. BREAK DOWN THE REQUEST BY BUDGET OBJECT CLASS, JOB CLASS, AND FUND SOURCE. IDENTIFY ONE-TIME COSTS.									
Budget Object Class/Job Class	Dept Req GR DOLLARS	Dept Req GR FTE	Dept Req FED DOLLARS	Dept Req FED FTE	Dept Req OTHER DOLLARS	Dept Req OTHER FTE	Dept Req TOTAL DOLLARS	Dept Req TOTAL FTE	Dept Req One-Time DOLLARS
009823 - Seasonal Aide					726,000		726,000		0.0
Total PS	0	0.00	0	0.00	726,000	0.00	726,000	0.00	0
Total EE	0		0		0		0		0
Program Distributions							0		
Total PSD	0		0		0		0		0
Transfers							0		
Total TRF	0		0		0		0		0
Grand Total	0	0.00	0	0.00	726,000	0.00	726,000	0.00	0

NEW DECISION ITEM

RANK: 010 OF 011

Department of Natural Resources		Budget Unit 78415C							
Missouri State Parks									
State Parks Operations Expansion		Di# 1780006							
Budget Object Class/Job Class	Gov Rec GR DOLLARS	Gov Rec GR FTE	Gov Rec FED DOLLARS	Gov Rec FED FTE	Gov Rec OTHER DOLLARS	Gov Rec OTHER FTE	Gov Rec TOTAL DOLLARS	Gov Rec TOTAL FTE	Gov Rec One-Time DOLLARS
009823 - Seasonal Aide					726,000		726,000	0.0	
Total PS	0	0.00	0	0.00	726,000	0.00	726,000	0.00	0
Total EE	0		0		0		0		0
Program Distributions							0		
Total PSD	0		0		0		0		0
Transfers							0		
Total TRF	0		0		0		0		0
Grand Total	0	0.00	0	0.00	726,000	0.00	726,000	0.00	0

NEW DECISION ITEM

RANK: 010 OF 011

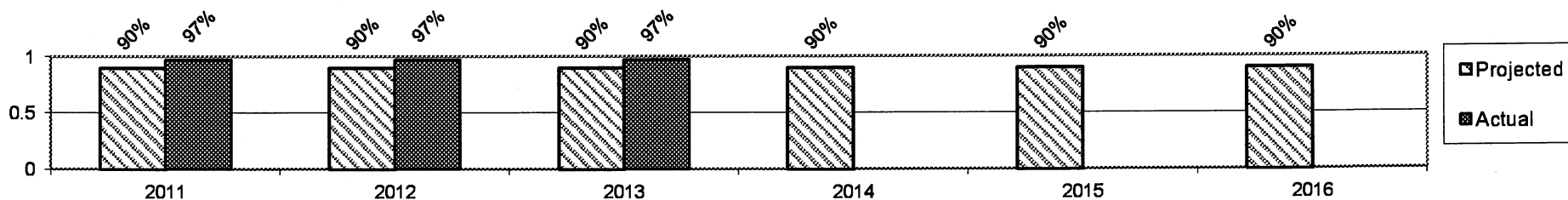
Department of Natural Resources
 Missouri State Parks
 State Parks Operations Expansion DI# 1780006

Budget Unit 78415C

6. PERFORMANCE MEASURES (If new decision item has an associated core, separately identify projected performance with & without additional funding.)

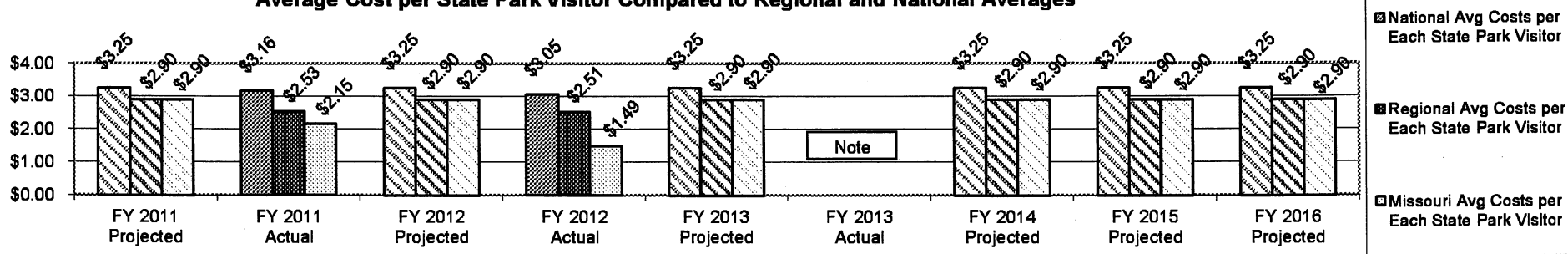
6a. Provide an effectiveness measure.

Percentage of Visitors Satisfied with Facility Operation and Maintenance



6b. Provide an efficiency measure.

Average Cost per State Park Visitor Compared to Regional and National Averages



Notes: Data source is the National Association of State Park Directors Annual Information Exchange. FY 2013 data has not yet been received.

NEW DECISION ITEM

RANK: 010 OF 011

Department of Natural Resources	Budget Unit 78415C
Missouri State Parks	
State Parks Operations Expansion	DI# 1780006

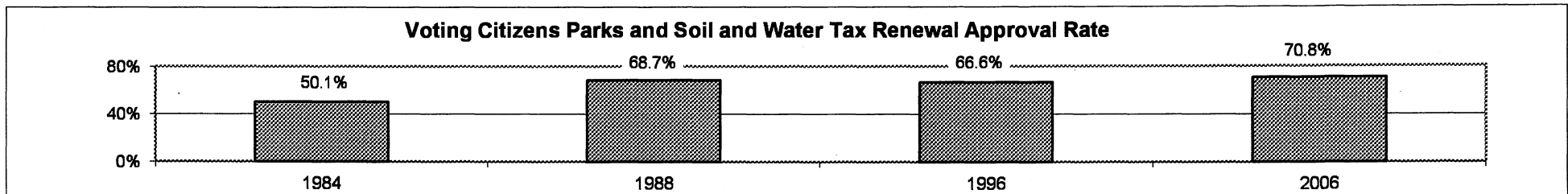
6c. Provide the number of clients/individuals served, if applicable.

Number of visits to Missouri State Parks and Historic Sites

	CY 2011 Actual	CY 2012 Projected	CY 2012 Actual	CY 2013 Projected	CY 2013 Actual	CY 2014 Projected	CY 2015 Projected	CY 2016 Projected
Number of Visits to State Park System	17,845,899	16,689,855	18,092,673	18,000,000	17,468,057	18,900,000	19,100,000	19,300,000

Note: This measure was updated from fiscal year to calendar year in FY 2013 budget; therefore FY 2011 projected data is not available.

6d. Provide a customer satisfaction measure, if available.



Note: The Parks and Soil and Water Sales Tax Amendment 1 was voted on in August 2006 and passed with 70.8% approval. The Parks and Soil and Water Sales Tax will be resubmitted to the voters in 2016.

7. STRATEGIES TO ACHIEVE THE PERFORMANCE MEASUREMENT TARGETS:

- Engage school children in activities that represent new experiences available for them in the State Park system.
- Respond to and clean up from unanticipated natural disasters.
- Engage high school and college aged youth that are entering the workforce to a variety of jobs available in the State Parks system,
- Maintain the historical presence of the J Huston Tavern which allows citizens and tourists to experience the history of the oldest continuously serving restaurant west of the Mississippi.

Department of Natural Resources

DECISION ITEM DETAIL

Budget Unit	FY 2013	FY 2013	FY 2014	FY 2014	FY 2015	FY 2015	FY 2015	FY 2015
Decision Item	ACTUAL	ACTUAL	BUDGET	BUDGET	DEPT REQ	DEPT REQ	GOV REC	GOV REC
Budget Object Class	DOLLAR	FTE	DOLLAR	FTE	DOLLAR	FTE	DOLLAR	FTE
STATE PARKS OPERATION								
State Parks Operations NDI - 1780006								
SEASONAL AIDE	0	0.00	0	0.00	726,000	0.00	726,000	0.00
TOTAL - PS	0	0.00	0	0.00	726,000	0.00	726,000	0.00
GRAND TOTAL	\$0	0.00	\$0	0.00	\$726,000	0.00	\$726,000	0.00
GENERAL REVENUE	\$0	0.00	\$0	0.00	\$0	0.00	\$0	0.00
FEDERAL FUNDS	\$0	0.00	\$0	0.00	\$0	0.00	\$0	0.00
OTHER FUNDS	\$0	0.00	\$0	0.00	\$726,000	0.00	\$726,000	0.00

Department of Natural Resources

DECISION ITEM SUMMARY

Budget Unit									
Decision Item	FY 2013	FY 2013	FY 2014	FY 2014	FY 2015	FY 2015	FY 2015	FY 2015	FY 2015
Budget Object Summary	ACTUAL	ACTUAL	BUDGET	BUDGET	DEPT REQ	DEPT REQ	GOV REC	GOV REC	GOV REC
Fund	DOLLAR	FTE	DOLLAR	FTE	DOLLAR	FTE	DOLLAR	FTE	FTE
HISTORIC PRESERVATION									
CORE									
PERSONAL SERVICES									
DEPT NATURAL RESOURCES	370,081	9.42	392,852	10.11	392,852	10.11	392,852	10.11	10.11
HISTORIC PRESERVATION REVOLV	149,576	3.98	195,836	4.60	195,836	4.60	195,836	4.60	4.60
ECON DEVELOP ADVANCEMENT FUND	96,641	2.27	99,302	2.54	99,302	2.54	99,302	2.54	2.54
TOTAL - PS	616,298	15.67	687,990	17.25	687,990	17.25	687,990	17.25	17.25
EXPENSE & EQUIPMENT									
DEPT NATURAL RESOURCES	29,885	0.00	60,026	0.00	60,026	0.00	60,026	0.00	0.00
HISTORIC PRESERVATION REVOLV	17,040	0.00	31,314	0.00	31,314	0.00	31,314	0.00	0.00
ECON DEVELOP ADVANCEMENT FUND	4,858	0.00	10,853	0.00	10,853	0.00	10,853	0.00	0.00
TOTAL - EE	51,783	0.00	102,193	0.00	102,193	0.00	102,193	0.00	0.00
PROGRAM-SPECIFIC									
DEPT NATURAL RESOURCES	324,053	0.00	590,000	0.00	590,000	0.00	590,000	0.00	0.00
HISTORIC PRESERVATION REVOLV	92,323	0.00	1,807,243	0.00	1,807,243	0.00	1,807,243	0.00	0.00
TOTAL - PD	416,376	0.00	2,397,243	0.00	2,397,243	0.00	2,397,243	0.00	0.00
TOTAL	1,084,457	15.67	3,187,426	17.25	3,187,426	17.25	3,187,426	17.25	17.25
Pay Plan FY14-Cost to Continue - 0000014									
PERSONAL SERVICES									
DEPT NATURAL RESOURCES	0	0.00	0	0.00	2,528	0.00	2,528	0.00	0.00
HISTORIC PRESERVATION REVOLV	0	0.00	0	0.00	1,150	0.00	1,150	0.00	0.00
ECON DEVELOP ADVANCEMENT FUND	0	0.00	0	0.00	635	0.00	635	0.00	0.00
TOTAL - PS	0	0.00	0	0.00	4,313	0.00	4,313	0.00	0.00
TOTAL	0	0.00	0	0.00	4,313	0.00	4,313	0.00	0.00
Pay Plan FY15-COLA - 0000015									
PERSONAL SERVICES									
DEPT NATURAL RESOURCES	0	0.00	0	0.00	0	0.00	5,437	0.00	0.00
HISTORIC PRESERVATION REVOLV	0	0.00	0	0.00	0	0.00	2,708	0.00	0.00

Department of Natural Resources

DECISION ITEM SUMMARY

Budget Unit								
Decision Item	FY 2013	FY 2013	FY 2014	FY 2014	FY 2015	FY 2015	FY 2015	FY 2015
Budget Object Summary	ACTUAL	ACTUAL	BUDGET	BUDGET	DEPT REQ	DEPT REQ	GOV REC	GOV REC
Fund	DOLLAR	FTE	DOLLAR	FTE	DOLLAR	FTE	DOLLAR	FTE
HISTORIC PRESERVATION								
Pay Plan FY15-COLA - 0000015								
PERSONAL SERVICES								
ECON DEVELOP ADVANCEMENT FUND	0	0.00	0	0.00	0	0.00	1,375	0.00
TOTAL - PS	0	0.00	0	0.00	0	0.00	9,520	0.00
TOTAL	0	0.00	0	0.00	0	0.00	9,520	0.00
GRAND TOTAL	\$1,084,457	15.67	\$3,187,426	17.25	\$3,191,739	17.25	\$3,201,259	17.25

CORE DECISION ITEM

Department of Natural Resources	Budget Unit <u>78420C</u>
Missouri State Parks	
State Historic Preservation Core	

1. CORE FINANCIAL SUMMARY

	FY 2015 Budget Request			
	GR	Federal	Other	Total
PS	0	392,852	295,138	687,990
EE	0	60,026	42,167	102,193
PSD	0	590,000	1,807,243	2,397,243
Total	0	1,042,878	2,144,548	3,187,426
FTE	0.00	10.11	7.14	17.25

	FY 2015 Governor's Recommendation			
	GR	Fed	Other	Total
PS	0	392,852	295,138	687,990
EE	0	60,026	42,167	102,193
PSD	0	590,000	1,807,243	2,397,243
Total	0	1,042,878	2,144,548	3,187,426
FTE	0.00	10.11	7.14	17.25

Est. Fringe	0	184,248	138,420	322,667
--------------------	---	---------	---------	---------

Note: Fringes budgeted in House Bill 5 except for certain fringes budgeted directly to MoDOT, Highway Patrol, and Conservation.

Est. Fringe	0	197,251	148,189	345,440
--------------------	---	---------	---------	---------

Note: Fringes budgeted in House Bill 5 except for certain fringes budgeted directly to MoDOT, Highway Patrol, and Conservation.

Other Funds: Historic Preservation Revolving Fund (0430); Economic Development Advancement Fund (0783)

2. CORE DESCRIPTION

The State Historic Preservation Office (SHPO) works with citizens and groups throughout the state to identify, evaluate and protect Missouri's diverse range of historic, architectural and archaeological resources. The SHPO coordinates nominations to the National Register of Historic Places, is responsible for Section 106 reviews, reviews rehabilitation projects for state and federal income tax credits, and responds to archaeological issues such as unmarked human burials.

Historic Preservation Grants provides authority to pass federal funds through for historic preservation grants and contracts. These grants are part of the department's grant from the federal Historic Preservation Fund and are used to support preservation activities in the State of Missouri. This appropriation also provides authority to pass Historic Preservation Revolving funds through for financial assistance to aid in the preservation of historically-significant publicly owned properties, such as county courthouses, city halls, or educational facilities, through the Missouri Heritage Properties Program.

CORE DECISION ITEM

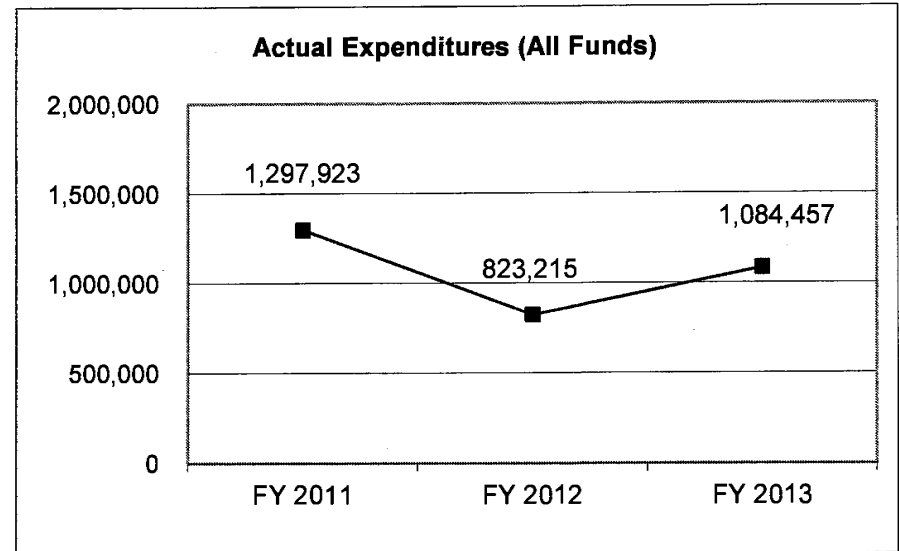
Department of Natural Resources	Budget Unit <u>78420C</u>
Missouri State Parks	
State Historic Preservation Core	

3. PROGRAM LISTING (list programs included in this core funding)

State Historic Preservation

4. FINANCIAL HISTORY

	FY 2011 <u>Actual</u>	FY 2012 <u>Actual</u>	FY 2013 <u>Actual</u>	FY 2014 <u>Current Yr.</u>
Appropriation (All Funds) (1)	3,002,504	3,389,018	3,196,252	3,187,426
Less Reverted (All Funds)	0	0	0	N/A
Budget Authority (All Funds)	3,002,504	3,389,018	3,196,252	N/A
Actual Expenditures (All Funds)	1,297,923	823,215	1,084,457	N/A
Unexpended (All Funds)	1,704,581	2,565,803	2,111,795	N/A
Unexpended, by Fund:				
General Revenue				N/A
Federal	160,527	780,928	555,108	N/A
Other	1,544,054	1,784,875	1,556,687	N/A
	(2)	(2)	(2)	



Actual expenditures for all fiscal years are as of June 30 and do not include lapse period activities.
 Reverted includes Governor's standard 3 percent reserve (when applicable) and any expenditure restrictions.

- NOTES:**
- (1) For comparison purposes, prior year actual and current year financial data includes operating and pass-through appropriations.
 - (2) In many cases, pass-through appropriations are set at a level to encumber and pay our commitments, which often span multiple fiscal years. This often causes high unexpended appropriation balances. Unexpended appropriation for Other Funds was higher in years when the transfer from the nonresident professional athlete and entertainer tax was not available for the Historic Preservation Revolving Fund, therefore less grant awards were made.

CORE DECISION ITEM

Department of Natural Resources		Budget Unit <u>78420C</u>			
Missouri State Parks					
State Historic Preservation Core					
4. FINANCIAL HISTORY (continued)					
State Historic Preservation - Reconciliation					
	FY 2011	FY 2012	FY 2013	FY 2014	FY 2015
	Actual	Actual	Actual	Current	Gov Rec
State Historic Preservation Office (78420C)	676,900	676,438	668,081	780,183	780,183
Historic Preservation Grants (78490C)	621,023	146,777	416,376	2,407,243	2,407,243
Total	1,297,923	823,215	1,084,457	3,187,426	3,187,426

CORE RECONCILIATION DETAIL

**DEPARTMENT OF NATURAL RESOURCES
HISTORIC PRESERVATION**

5. CORE RECONCILIATION DETAIL

	Budget Class	FTE	GR	Federal	Other	Total	Explanation
TAFP AFTER VETOES							
	PS	17.25	0	392,852	295,138	687,990	
	EE	0.00	0	60,026	42,167	102,193	
	PD	0.00	0	590,000	1,807,243	2,397,243	
	Total	17.25	0	1,042,878	2,144,548	3,187,426	
DEPARTMENT CORE REQUEST							
	PS	17.25	0	392,852	295,138	687,990	
	EE	0.00	0	60,026	42,167	102,193	
	PD	0.00	0	590,000	1,807,243	2,397,243	
	Total	17.25	0	1,042,878	2,144,548	3,187,426	
GOVERNOR'S RECOMMENDED CORE							
	PS	17.25	0	392,852	295,138	687,990	
	EE	0.00	0	60,026	42,167	102,193	
	PD	0.00	0	590,000	1,807,243	2,397,243	
	Total	17.25	0	1,042,878	2,144,548	3,187,426	

Department of Natural Resources

DECISION ITEM DETAIL

Budget Unit	FY 2013	FY 2013	FY 2014	FY 2014	FY 2015	FY 2015	FY 2015	FY 2015
Decision Item	ACTUAL	ACTUAL	BUDGET	BUDGET	DEPT REQ	DEPT REQ	GOV REC	GOV REC
Budget Object Class	DOLLAR	FTE	DOLLAR	FTE	DOLLAR	FTE	DOLLAR	FTE
HISTORIC PRESERVATION								
CORE								
ADMIN OFFICE SUPPORT ASSISTANT	29,148	1.00	29,446	1.00	29,422	1.00	29,422	1.00
OFFICE SUPPORT ASST (KEYBRD)	916	0.05	18	0.00	0	0.00	0	0.00
SR OFC SUPPORT ASST (KEYBRD)	49,071	1.96	49,412	2.00	50,654	2.00	50,654	2.00
EXECUTIVE I	0	0.00	30,444	1.00	30,167	1.00	30,167	1.00
PLANNER II	387	0.01	0	0.00	0	0.00	0	0.00
CULTURAL RESOURCE PRES I	633	0.02	0	0.00	51,513	2.00	51,513	2.00
CULTURAL RESOURCE PRES II	292,362	7.28	363,370	9.00	300,984	7.00	300,984	7.00
ARCHITECT II	147,144	3.00	148,135	3.00	148,135	3.00	148,135	3.00
NATURAL RESOURCES MGR B2	60,182	1.00	60,532	1.00	60,482	1.00	60,482	1.00
OFFICE WORKER MISCELLANEOUS	36,455	1.35	6,633	0.25	16,633	0.25	16,633	0.25
TOTAL - PS	616,298	15.67	687,990	17.25	687,990	17.25	687,990	17.25
TRAVEL, IN-STATE	14,256	0.00	19,684	0.00	16,679	0.00	16,679	0.00
TRAVEL, OUT-OF-STATE	2,513	0.00	0	0.00	2,505	0.00	2,505	0.00
FUEL & UTILITIES	0	0.00	1,267	0.00	1,267	0.00	1,267	0.00
SUPPLIES	15,090	0.00	19,683	0.00	20,183	0.00	20,183	0.00
PROFESSIONAL DEVELOPMENT	7,078	0.00	17,555	0.00	17,555	0.00	17,555	0.00
COMMUNICATION SERV & SUPP	4,948	0.00	10,237	0.00	10,237	0.00	10,237	0.00
PROFESSIONAL SERVICES	5,813	0.00	25,722	0.00	25,722	0.00	25,722	0.00
HOUSEKEEPING & JANITORIAL SERV	0	0.00	12	0.00	12	0.00	12	0.00
M&R SERVICES	769	0.00	2,533	0.00	2,633	0.00	2,633	0.00
OFFICE EQUIPMENT	409	0.00	1,380	0.00	1,280	0.00	1,280	0.00
OTHER EQUIPMENT	0	0.00	910	0.00	910	0.00	910	0.00
PROPERTY & IMPROVEMENTS	0	0.00	600	0.00	600	0.00	600	0.00
MISCELLANEOUS EXPENSES	907	0.00	2,610	0.00	2,610	0.00	2,610	0.00
TOTAL - EE	51,783	0.00	102,193	0.00	102,193	0.00	102,193	0.00
PROGRAM DISTRIBUTIONS	416,376	0.00	2,397,243	0.00	2,397,243	0.00	2,397,243	0.00
TOTAL - PD	416,376	0.00	2,397,243	0.00	2,397,243	0.00	2,397,243	0.00
GRAND TOTAL	\$1,084,457	15.67	\$3,187,426	17.25	\$3,187,426	17.25	\$3,187,426	17.25
GENERAL REVENUE	\$0	0.00	\$0	0.00	\$0	0.00	\$0	0.00
FEDERAL FUNDS	\$724,019	9.42	\$1,042,878	10.11	\$1,042,878	10.11	\$1,042,878	10.11
OTHER FUNDS	\$360,438	6.25	\$2,144,548	7.14	\$2,144,548	7.14	\$2,144,548	7.14

PROGRAM DESCRIPTION

Department of Natural Resources
MSP - State Historic Preservation
Program is found in the following core budget(s): State Historic Preservation

1. What does this program do?

State Historic Preservation Office Operations: The State Historic Preservation Office (SHPO), in partnership with the U.S. Department of the Interior's National Park Service and local governments, is carrying out the mandates of the National Historic Preservation Act of 1966 (NHPA) in Missouri. The SHPO works with citizens and groups throughout the state to identify, evaluate and protect Missouri's diverse range of historic, architectural and archaeological resources. The SHPO funds and coordinates surveys to identify historic, architectural and archaeological resources throughout the state. The most significant properties identified in the surveys are nominated to the National Register of Historic Places, the federal list of properties deemed worthy of recognition and protection. This office is responsible for Section 106 reviews of federally funded or assisted projects to ensure compliance with federal preservation legislation. The office works with property owners, architects and developers to ensure that rehabilitation projects qualify for rehabilitation tax credits. Currently, both state and federal income tax credits are available for the qualified rehabilitation of certain historic properties. SHPO staff are responsible for responding to cases involving the discovery of unmarked human burials and providing educational services to the public to promote awareness and understanding of historic preservation.

Historic Preservation Grants: The State Historic Preservation Program is responsible for encouraging and supporting statewide activities leading to the identification, evaluation, and protection of Missouri's prehistoric, historic, and cultural resources. The NHPA, as amended, established a partnership between the federal government, state and local governments, and Certified Local Governments to help identify and protect historic resources. The federal program requires that states "pass-through" 10% of their federal allocation to help participating local governments carry out preservation activities in their communities. Pass through grants to local governments can be used for historic resource identification and survey activities, National Register nomination, planning activities, and educational activities. The Historic Preservation Revolving Fund provides financial assistance to aid in the preservation of historically-significant publicly owned properties, such as county courthouses, city halls, or educational facilities, through the Missouri Heritage Properties Program. These National Register-listed or eligible historic resources typically cannot benefit from other funding tools such as the preservation tax credits. This Historic Preservation Revolving Fund appropriation is used to pay existing obligations; new grants are awarded as funding becomes available.

State Historic Preservation - Reconciliation					
	FY 2011	FY 2012	FY 2013	FY 2014	FY 2015
	Actual	Actual	Actual	Current	Gov Rec
State Historic Preservation Office (78420C)	676,900	676,438	668,081	780,183	780,183
Historic Preservation Grants (78490C)	621,023	146,777	416,376	2,407,243	2,407,243
Total	1,297,923	823,215	1,084,457	3,187,426	3,187,426

PROGRAM DESCRIPTION

Department of Natural Resources

MSP - State Historic Preservation

Program is found in the following core budget(s): State Historic Preservation

2. What is the authorization for this program, i.e., federal or state statute, etc.? (Include the federal program number, if applicable.)

16 USC 470f - Section 106	National Historic Preservation Act
RSMo 194.400-194.410	Unmarked Human Burial Sites
RSMo Chapter 253	State Parks and Historic Preservation
RSMo 253.022	Department to administer the National Historic Preservation Act
RSMo 253.408-253.412	State Historic Preservation Act
RSMo 253.400-253.407	Historic Preservation Revolving Fund Act
RSMo 253.415	Local Historic Preservation Act
RSMo 253.420	Historic Shipwrecks, Salvage or Excavation Regulations
RSMo 253.545-253.561	Historic Structures Rehabilitation Tax Credit

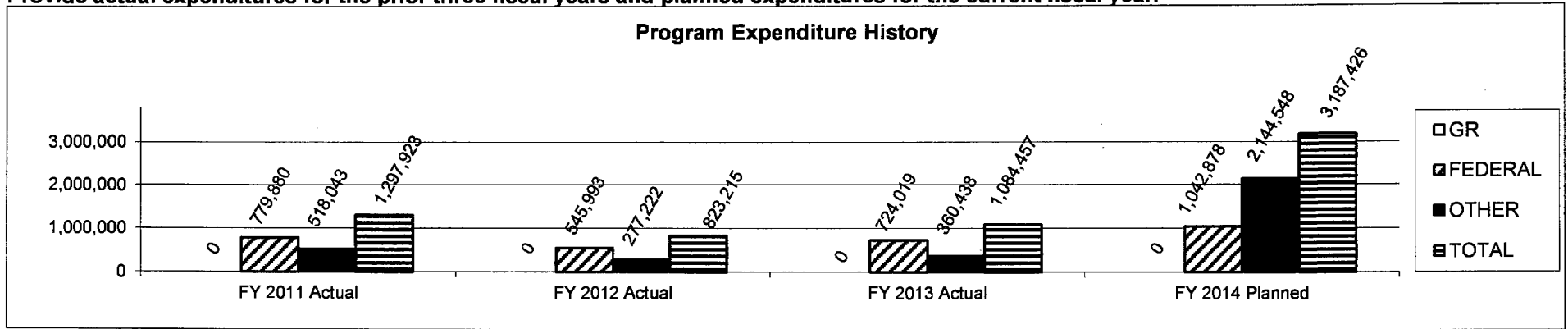
3. Are there federal matching requirements? If yes, please explain.

Historic Preservation Fund Grant	40% State/Local
National Park Service Trails System Project	100% Federal

4. Is this a federally mandated program? If yes, please explain.

SHPO administers the National Historic Preservation Act of 1966, which specifies requirements for state historic preservation offices.

5. Provide actual expenditures for the prior three fiscal years and planned expenditures for the current fiscal year.



Notes: Actual expenditures for all fiscal years are as of June 30 and do not include lapse period activities. Financial data includes operating and pass-through appropriations. Core pass-through appropriations are set at a level to encumber and pay our commitments, which often span multiple fiscal years. FY 2014 Planned is shown at full appropriation.

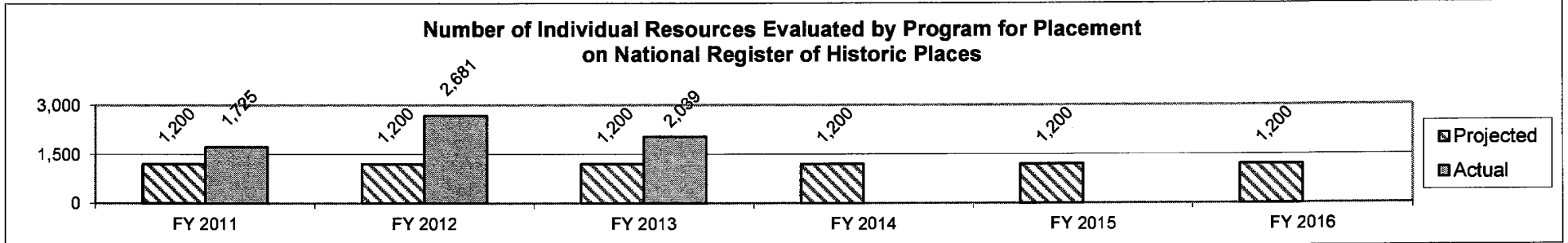
PROGRAM DESCRIPTION

Department of Natural Resources
MSP - State Historic Preservation
Program is found in the following core budget(s): State Historic Preservation

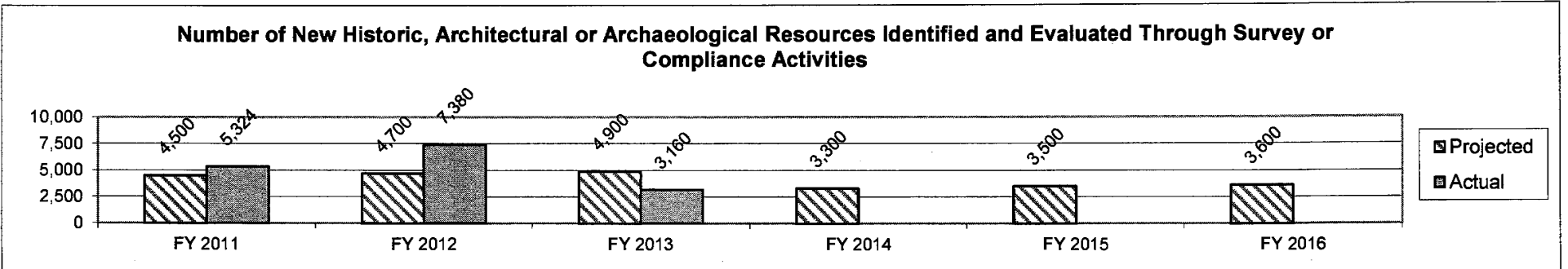
6. What are the sources of the "Other " funds?

Historic Preservation Revolving Fund (0430); Economic Development Advancement Fund (0783)

7a. Provide an effectiveness measure.



Individual resources include all historic properties identified in listings and placed on the Register such as buildings, sites, structures and objects identified in individual, group and district nominations. The department saw an increase to the number of individual resources evaluated as a result of architectural surveys done by Certified Local Governments and the increase in projects reviewed as part of American Recovery and Reinvestment Act activities.

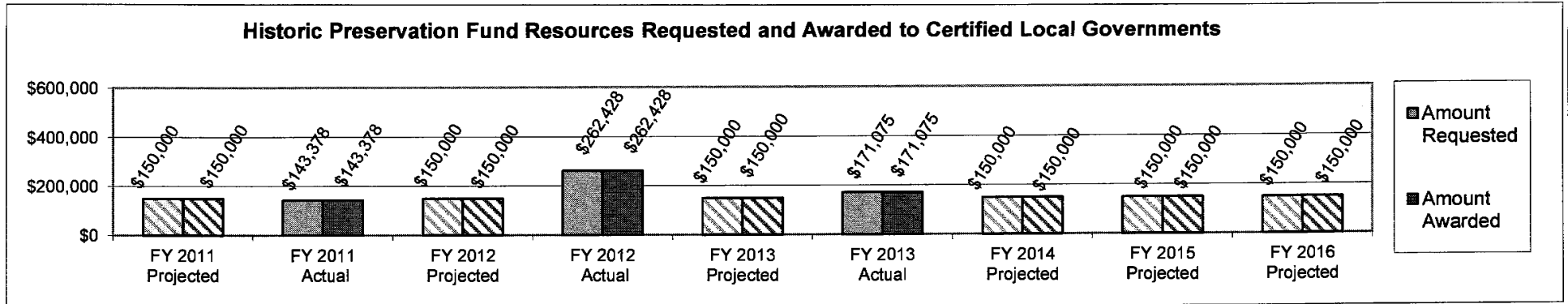


Under Section 106 of the National Historic Preservation Act, any expenditure of federal funds or issuance of a federal license requires the recipient of such funds or license to initiate a Section 106 review by SHPO staff to assess the impact the undertaking will have on historic resources listed or eligible for listing in the National Register. The increase in federal funding brought about by the American Recovery and Reinvestment Act (ARRA) significantly increased 106 Review workload resulting in a higher number in FY 2011 and FY 2012. The department also saw an increase in FY 2012 due to the review of the properties impacted by the Joplin tornado and a continuing increase in the number of federal undertakings.

PROGRAM DESCRIPTION

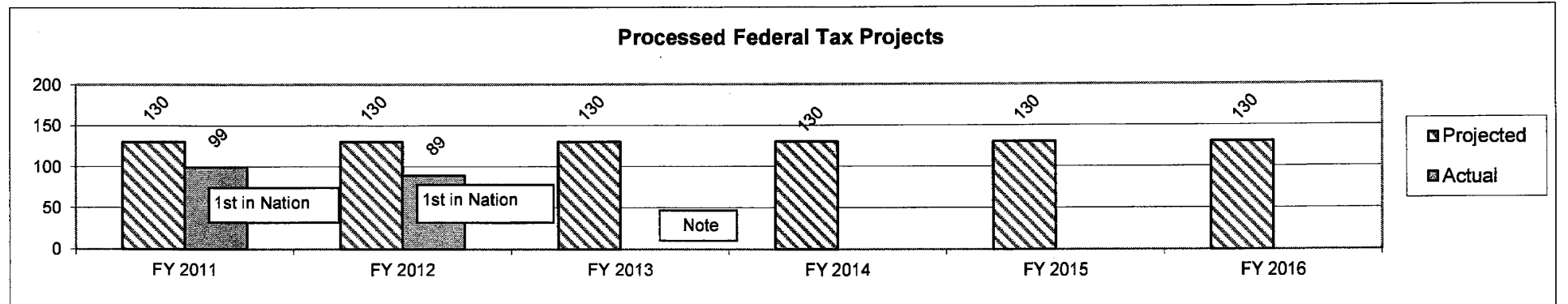
Department of Natural Resources
MSP - State Historic Preservation
Program is found in the following core budget(s): State Historic Preservation

7a. Provide an effectiveness measure (continued).



In FY 2012 there was an increase in the number of projects and amount awarded as a result of a second round of grants.

7b. Provide an efficiency measure.



Note: The processed tax projects are based on federal fiscal year that runs October through September, therefore FY 2013 information is not yet available.

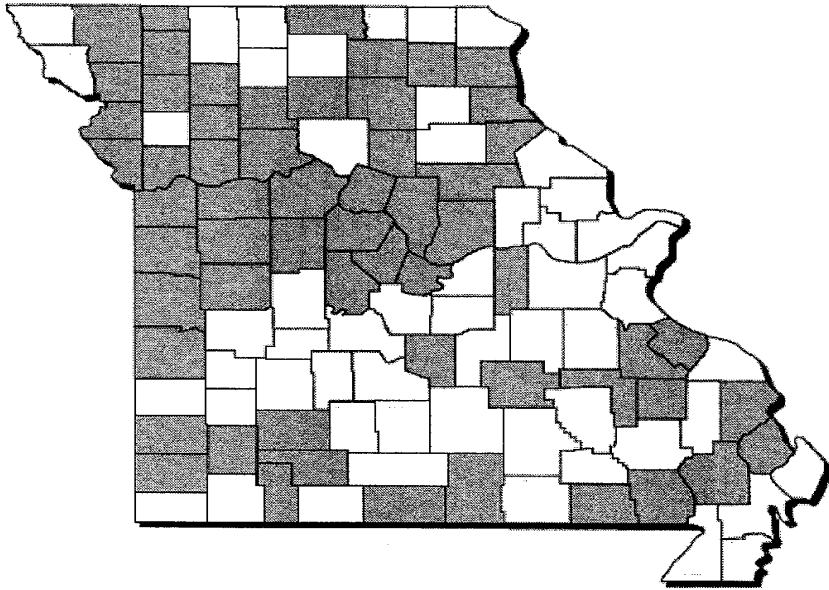
PROGRAM DESCRIPTION

Department of Natural Resources
MSP - State Historic Preservation
Program is found in the following core budget(s): State Historic Preservation

7c. Provide the number of clients/individuals served, if applicable.

	FY 2011		FY 2012		FY 2013		FY 2014	FY 2015	FY 2016
	Projected	Actual	Projected	Actual	Projected	Actual	Projected	Projected	Projected
Number of Projects Reviewed	3,000	5,621	3,200	4,149	3,400	2,761	3,000	3,100	3,200

Under Section 106 of the National Historic Preservation Act, any expenditure of federal funds or issuance of a federal license requires the recipient of such funds or license to initiate a Section 106 review by SHPO staff to assess the impact the undertaking will have on historic resources listed or eligible for listing in the National Register. The increase in federal funding brought about by the American Recovery and Reinvestment Act (ARRA) significantly increased 106 Review workload resulting in higher number in FY 2011 and FY 2012.



● - National Register Listed

This map depicts counties that have either courthouses listed on the National Register of Historic Places or are located in National Register Historic Districts. The National Register of Historic Places includes districts, sites, buildings, structures and objects that are significant in American History, architecture, archaeology, engineering, and culture. These resources contribute to an understanding of the historical and cultural foundations of the nation. Missouri, where the program is administered by the Department's SHPO, has more than 2000 listings in the National Register. Missouri's National Register program provides citizens with national recognition of the value of Missouri's history and historic properties, eligibility for tax incentives, and assistance in cultural resource planning.

7d. Provide a customer satisfaction measure, if available.

Not available.

Department of Natural Resources

DECISION ITEM SUMMARY

Budget Unit	FY 2013	FY 2013	FY 2014	FY 2014	FY 2015	FY 2015	FY 2015	FY 2015
Decision Item	ACTUAL	ACTUAL	BUDGET	BUDGET	DEPT REQ	DEPT REQ	GOV REC	GOV REC
Budget Object Summary	DOLLAR	FTE	DOLLAR	FTE	DOLLAR	FTE	DOLLAR	FTE
Fund								
HISTORIC PRESERVATION-TRANSFER								
CORE								
FUND TRANSFERS								
GENERAL REVENUE	97,000	0.00	720,000	0.00	720,000	0.00	720,000	0.00
TOTAL - TRF	97,000	0.00	720,000	0.00	720,000	0.00	720,000	0.00
TOTAL	97,000	0.00	720,000	0.00	720,000	0.00	720,000	0.00
GR-Historic Preservation TRF - 1780008								
FUND TRANSFERS								
GENERAL REVENUE	0	0.00	0	0.00	0	0.00	300,000	0.00
TOTAL - TRF	0	0.00	0	0.00	0	0.00	300,000	0.00
TOTAL	0	0.00	0	0.00	0	0.00	300,000	0.00
GRAND TOTAL	\$97,000	0.00	\$720,000	0.00	\$720,000	0.00	\$1,020,000	0.00

CORE DECISION ITEM

Department of Natural Resources	Budget Unit <u>78485C</u>
Missouri State Parks	
Entertainer Tax Transfer to the Historic Preservation Revolving Fund Core	

1. CORE FINANCIAL SUMMARY

	FY 2015 Budget Request			
	GR	Federal	Other	Total
PS	0	0	0	0
EE	0	0	0	0
PSD	0	0	0	0
TRF	720,000	0	0	720,000
Total	720,000	0	0	720,000

	FY 2015 Governor's Recommendation			
	GR	Fed	Other	Total
PS	0	0	0	0
EE	0	0	0	0
PSD	0	0	0	0
TRF	720,000	0	0	720,000
Total	720,000	0	0	720,000

FTE 0.00 0.00 0.00 0.00

FTE 0.00 0.00 0.00 0.00

Est. Fringe	0	0	0	0
--------------------	---	---	---	---

Est. Fringe	0	0	0	0
--------------------	---	---	---	---

Note: Fringes budgeted in House Bill 5 except for certain fringes budgeted directly to MoDOT, Highway Patrol, and Conservation.

Note: Fringes budgeted in House Bill 5 except for certain fringes budgeted directly to MoDOT, Highway Patrol, and Conservation.

Other Funds: Not applicable

2. CORE DESCRIPTION

Senate Bill 52, passed in 2003, provided for the transfer of revenues from the state income tax generated from nonresident professional athletes and entertainers to the Historic Preservation Revolving Fund. RSMo 143.183 provides that beginning in Fiscal Year 2000 and each subsequent fiscal year for a period of sixteen years, ten percent of the annual estimate of taxes generated from the nonresident entertainer and professional athletic team income tax shall be allocated annually to the Historic Preservation Revolving Fund.

The Missouri State Parks, State Historic Preservation Office administers the Historic Preservation Revolving Fund which provides financial assistance through planning or construction grants to preserve endangered historic publicly owned buildings. While other programs such as the Historic Preservation Tax Credits have proven successful in preserving many of Missouri's privately owned historic resources, significant publicly-owned resources such as our courthouses continue to be threatened. This is result of lack of maintenance, inappropriate alterations and lack of financial resources necessary to be good stewards of these important structures. The Missouri's Heritage Properties Program allows the department to offer financial assistance to these National Register-listed or eligible historic resources that cannot typically obtain assistance through the departments other programs.

CORE DECISION ITEM

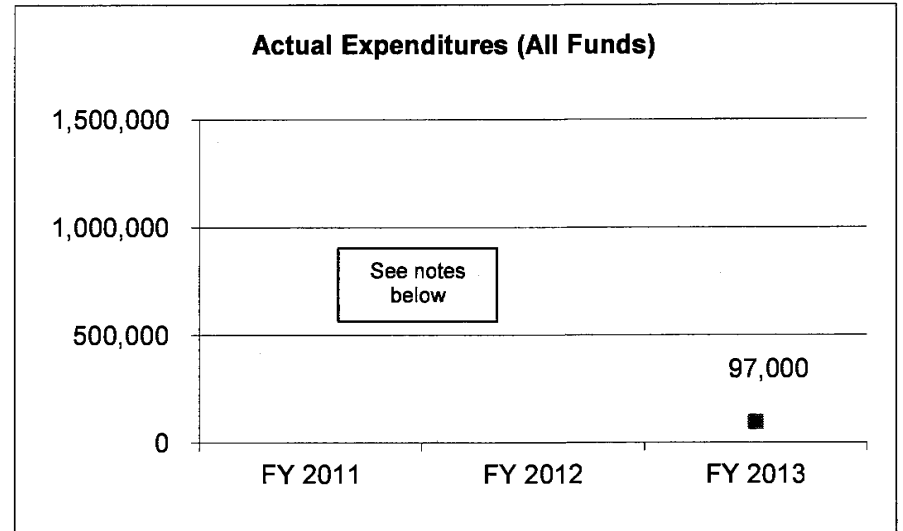
Department of Natural Resources	Budget Unit <u>78485C</u>
Missouri State Parks	
Entertainer Tax Transfer to the Historic Preservation Revolving Fund Core	

3. PROGRAM LISTING (list programs included in this core funding)

Not applicable. This core decision item is a transfer of funds to the Historic Preservation Revolving Fund. This transfer provides funding for activities included in the Historic Preservation Grants Core.

4. FINANCIAL HISTORY

	FY 2011 Actual	FY 2012 Actual	FY 2013 Actual	FY 2014 Current Yr.
Appropriation (All Funds)	N/A	N/A	100,000	720,000
Less Reverted (All Funds)	N/A	N/A	(3,000)	N/A
Budget Authority (All Funds)	N/A	N/A	97,000	N/A
Actual Expenditures (All Funds)	N/A	N/A	97,000	N/A
Unexpended (All Funds)	N/A	N/A	0	N/A
Unexpended, by Fund:				
General Revenue	N/A	N/A	0	N/A
Federal	N/A	N/A	0	N/A
Other	N/A	N/A	0	N/A
	(1)	(1)		



Reverted includes Governor's standard 3 percent reserve (when applicable) and any extraordinary withholdings.

NOTES:

(1) The appropriated transfer authority was not received for FY 2011 or FY 2012.

CORE RECONCILIATION DETAIL

DEPARTMENT OF NATURAL RESOURCES
HISTORIC PRESERVATION-TRANSFER

5. CORE RECONCILIATION DETAIL

	Budget Class	FTE	GR	Federal	Other	Total	Explanation
TAFP AFTER VETOES	TRF	0.00	720,000	0	0	720,000	
	Total	0.00	720,000	0	0	720,000	
DEPARTMENT CORE REQUEST	TRF	0.00	720,000	0	0	720,000	
	Total	0.00	720,000	0	0	720,000	
GOVERNOR'S RECOMMENDED CORE	TRF	0.00	720,000	0	0	720,000	
	Total	0.00	720,000	0	0	720,000	

Department of Natural Resources

DECISION ITEM DETAIL

Budget Unit	FY 2013	FY 2013	FY 2014	FY 2014	FY 2015	FY 2015	FY 2015	FY 2015
Decision Item	ACTUAL	ACTUAL	BUDGET	BUDGET	DEPT REQ	DEPT REQ	GOV REC	GOV REC
Budget Object Class	DOLLAR	FTE	DOLLAR	FTE	DOLLAR	FTE	DOLLAR	FTE
HISTORIC PRESERVATION-TRANSFER								
CORE								
TRANSFERS OUT	97,000	0.00	720,000	0.00	720,000	0.00	720,000	0.00
TOTAL - TRF	97,000	0.00	720,000	0.00	720,000	0.00	720,000	0.00
GRAND TOTAL	\$97,000	0.00	\$720,000	0.00	\$720,000	0.00	\$720,000	0.00
GENERAL REVENUE	\$97,000	0.00	\$720,000	0.00	\$720,000	0.00	\$720,000	0.00
FEDERAL FUNDS	\$0	0.00	\$0	0.00	\$0	0.00	\$0	0.00
OTHER FUNDS	\$0	0.00	\$0	0.00	\$0	0.00	\$0	0.00

NEW DECISION ITEM

RANK: 999 OF 999

Department of Natural Resources	Budget Unit <u>78485C</u>
Missouri State Parks	
Entertainer Tax Transfer	DI# <u>1780008</u>

1. AMOUNT OF REQUEST

	FY 2015 Budget Request					FY 2015 Governor's Recommendation			
	GR	Federal	Other	Total		GR	Fed	Other	Total
PS	0	0	0	0	PS	0	0	0	0
EE	0	0	0	0	EE	0	0	0	0
PSD	0	0	0	0	PSD	0	0	0	0
TRF	0	0	0	0	TRF	300,000	0	0	300,000
Total	0	0	0	0	Total	300,000	0	0	300,000
FTE	0.00	0.00	0.00	0.00	FTE	0.00	0.00	0.00	0.00

Est. Fringe	0	0	0	0
--------------------	---	---	---	---

Note: Fringes budgeted in House Bill 5 except for certain fringes budgeted directly to MoDOT, Highway Patrol, and Conservation.

Est. Fringe	0	0	0	0
--------------------	---	---	---	---

Note: Fringes budgeted in House Bill 5 except for certain fringes budgeted directly to MoDOT, Highway Patrol, and Conservation.

Other Funds: Not applicable

2. THIS REQUEST CAN BE CATEGORIZED AS:

<input type="checkbox"/> New Legislation	<input type="checkbox"/> New Program	<input type="checkbox"/> Supplemental
<input type="checkbox"/> Federal Mandate	<input checked="" type="checkbox"/> Program Expansion	<input type="checkbox"/> Cost to Continue
<input type="checkbox"/> GR Pick-Up	<input type="checkbox"/> Space Request	<input type="checkbox"/> Equipment Replacement
<input type="checkbox"/> Pay Plan	<input type="checkbox"/> Other:	

3. WHY IS THIS FUNDING NEEDED? PROVIDE AN EXPLANATION FOR ITEMS CHECKED IN #2. INCLUDE THE FEDERAL OR STATE STATUTORY OR CONSTITUTIONAL AUTHORIZATION FOR THIS PROGRAM.

The Missouri State Parks, State Historic Preservation Office administers the Historic Preservation Revolving Fund which provides financial assistance to preserve endangered historic properties. In FY 2015, additional transfers of Entertainer Tax revenues will be available to preserve historic publicly owned buildings. While other programs such as the Historic Preservation Tax Credits have proven successful in preserving many of Missouri's privately owned historic resources, significant publicly-owned resources such as our courthouses continue to be threatened. This is a result due to a lack of maintenance, inappropriate alterations and lack of financial resources necessary to be good stewards of these important structures. The Missouri's Heritage Properties Program will allow the department to offer financial assistance to these National Register-listed or eligible historic resources that cannot typically obtain assistance through the departments other programs.

NEW DECISION ITEM

RANK: 999 OF 999

Department of Natural Resources	Budget Unit <u>78485C</u>
Missouri State Parks	
Entertainer Tax Transfer	DI# <u>1780008</u>

4. DESCRIBE THE DETAILED ASSUMPTIONS USED TO DERIVE THE SPECIFIC REQUESTED AMOUNT. (How did you determine that the requested number of FTE were appropriate? From what source or standard did you derive the requested levels of funding? Were alternatives such as outsourcing or automation considered? If based on new legislation, does request tie to TAFP fiscal note? If not, explain why. Detail which portions of the request are one-times and how those amounts were calculated.)

Senate Bill 52 passed in 2003, provided for the transfer of revenues from the state income tax generated from nonresident professional athletes and entertainers to the Historic Preservation Revolving Fund. Section 143.183 RSMo, provides that beginning in Fiscal Year 2000 and each subsequent fiscal year for a period of sixteen years, ten percent of the annual estimate of taxes generated from the nonresident entertainer and professional athletic team income tax shall be allocated annually to the Historic Preservation Revolving Fund, and shall be transferred, subject to appropriation, from the General Revenue Fund to the Historic Preservation Revolving Fund.

Additional Entertainer Tax revenues of \$300,000 will be transferred to the Historic Preservation Revolving Fund. This request increases the transfer appropriation authority so the additional funds can be distributed for the intended purpose.

5. BREAK DOWN THE REQUEST BY BUDGET OBJECT CLASS, JOB CLASS, AND FUND SOURCE. IDENTIFY ONE-TIME COSTS.

Budget Object Class/Job Class	Dept Req GR DOLLARS	Dept Req GR FTE	Dept Req FED DOLLARS	Dept Req FED FTE	Dept Req OTHER DOLLARS	Dept Req OTHER FTE	Dept Req TOTAL DOLLARS	Dept Req TOTAL FTE	Dept Req One-Time DOLLARS
							0	0.0	
							0	0.0	
Total PS	<u>0</u>	<u>0.00</u>	<u>0</u>	<u>0.0</u>	<u>0</u>	<u>0.0</u>	<u>0</u>	<u>0</u>	<u>0</u>
Transfer Appropriation (BOC 820)	<u>0</u>						<u>0</u>		
Total TRF	<u>0</u>		<u>0</u>		<u>0</u>		<u>0</u>		<u>0</u>
Grand Total	<u>0</u>	<u>0.0</u>	<u>0</u>	<u>0.0</u>	<u>0</u>	<u>0.0</u>	<u>0</u>	<u>0.0</u>	<u>0</u>

NEW DECISION ITEM
RANK: 999 OF 999

Department of Natural Resources	Budget Unit 78485C
Missouri State Parks	
Entertainer Tax Transfer	DI# 1780008

Budget Object Class/Job Class	Gov Rec GR DOLLARS	Gov Rec GR FTE	Gov Rec FED DOLLARS	Gov Rec FED FTE	Gov Rec OTHER DOLLARS	Gov Rec OTHER FTE	Gov Rec TOTAL DOLLARS	Gov Rec TOTAL FTE	Gov Rec One-Time DOLLARS
Total PS	0	0	0	0	0	0	0	0	0
Transfer Appropriation (BOC 820)	300,000						300,000		
Total TRF	300,000		0		0		300,000		0
Grand Total	300,000	0.0	0	0.0	0	0.0	300,000	0.0	0

6. PERFORMANCE MEASURES (If new decision item has an associated core, separately identify projected performance with & without additional

6a. Provide an effectiveness measure.

6b. Provide an efficiency measure.

With this transfer, funding will be available for financial assistance for endangered historic properties through planning and construction grants. This request provides \$300,000 of transfer appropriation authority so the additional funds can be distributed for the intended purpose.

NEW DECISION ITEM

RANK: 999 OF 999

Department of Natural Resources	Budget Unit <u>78485C</u>
Missouri State Parks	
Entertainer Tax Transfer	DI# 1780008

6c. Provide the number of clients/individuals served, if applicable.	6d. Provide a customer satisfaction measure, if available.
Not available.	Not available.

7. STRATEGIES TO ACHIEVE THE PERFORMANCE MEASUREMENT TARGETS:

The transfer of the additional Entertainer Tax revenues will allow the department to offer additional financial assistance to aid in the preservation of historically-significant publicly owned properties, such as county courthouses, city halls, educational facilities, etc through the Missouri Heritage Properties Program. These National Register-listed or eligible historic resources typically cannot benefit from other funding tools such as the preservation tax credits. The Missouri Heritage Properties Program is designed to support properties that currently cannot benefit from other assistance programs. During the grant cycle, priority will be given to projects furthering the preservation of Missouri's historic county courthouses. Future grant cycles might target other publicly owned buildings such as city halls, municipal auditoriums, libraries, etc.

Department of Natural Resources

DECISION ITEM DETAIL

Budget Unit	FY 2013	FY 2013	FY 2014	FY 2014	FY 2015	FY 2015	FY 2015	FY 2015
Decision Item	ACTUAL	ACTUAL	BUDGET	BUDGET	DEPT REQ	DEPT REQ	GOV REC	GOV REC
Budget Object Class	DOLLAR	FTE	DOLLAR	FTE	DOLLAR	FTE	DOLLAR	FTE
HISTORIC PRESERVATION-TRANSFER								
GR-Historic Preservation TRF - 1780008								
TRANSFERS OUT	0	0.00	0	0.00	0	0.00	300,000	0.00
TOTAL - TRF	0	0.00	0	0.00	0	0.00	300,000	0.00
GRAND TOTAL	\$0	0.00	\$0	0.00	\$0	0.00	\$300,000	0.00
GENERAL REVENUE	\$0	0.00	\$0	0.00	\$0	0.00	\$300,000	0.00
FEDERAL FUNDS	\$0	0.00	\$0	0.00	\$0	0.00	\$0	0.00
OTHER FUNDS	\$0	0.00	\$0	0.00	\$0	0.00	\$0	0.00

NEW DECISION ITEM

RANK: 002 OF 011

Department of Natural Resources	Budget Unit <u>Various</u>
Agency Wide	
Cost to Continue FY 14 Pay Plan	DI# 0000014

1. AMOUNT OF REQUEST

	FY 2015 Budget Request					FY 2015 Governor's Recommendation			
	GR	Federal	Other	Total		GR	Federal	Other	Total
PS	33,078	91,159	301,163	425,400	PS	33,078	91,159	301,163	425,400
EE	0	0	0	0	EE	0	0	0	0
PSD	0	0	0	0	PSD	0	0	0	0
TRF	0	0	0	0	TRF	0	0	0	0
Total	33,078	91,159	301,163	425,400	Total	33,078	91,159	301,163	425,400

FTE	0.00	0.00	0.00	0.00	FTE	0.00	0.00	0.00	0.00
------------	-------------	-------------	-------------	-------------	------------	-------------	-------------	-------------	-------------

Est. Fringe	8,451	23,291	76,947	108,690
--------------------	-------	--------	--------	---------

Est. Fringe	8,451	23,291	76,947	108,690
--------------------	-------	--------	--------	---------

Note: Fringes budgeted in House Bill 5 except for certain fringes budgeted directly to MoDOT, Highway Patrol, and Conservation.

Note: Fringes budgeted in House Bill 5 except for certain fringes budgeted directly to MoDOT, Highway Patrol, and Conservation.

Other Funds: Missouri Air Emission Reduction Fund (0267); State Parks Earnings Fund (0415); DNR Revolving Services Fund (0425); Historic Preservation Revolving Fund (0430); Cost Allocation Fund (0500); Natural Resources Protection Fund-Damages Subaccount (0555); Natural Resources Protection Fund-Water Pollution Permit Fee Subaccount (0568); Solid Waste Management Fund-Scrap Tire (0569); Solid Waste Management Fund (0570); Metallic Minerals Waste Management Fund (0575); Natural Resources Protection Fund-Air Pollution Asbestos Fee Subaccount (0584); Petroleum Storage Tank Insurance Fund (0585); Underground Storage Tank Regulation Program Fund (0586); Natural Resources Protection Fund-Air Pollution Permit Fee Subaccount (0594); Parks Sales Tax Fund (0613); Soil and Water Sales Tax Fund (0614); Water and Wastewater Loan Fund (0649); Environmental Radiation Monitoring Fund (0656); Groundwater Protection Fund (0660); Hazardous Waste Fund (0676); Safe Drinking Water Fund (0679); Coal Mine Land Reclamation Fund (0684); Oil and Gas Remedial Fund (0699); Economic Development Advancement Fund (0783); Geologic Resources Fund (0801); Dry-Cleaning Environmental Response Trust Fund (0898); Mined Land Reclamation Fund (0906); Babler State Park Fund (0911).

2. THIS REQUEST CAN BE CATEGORIZED AS:

<input type="checkbox"/> New Legislation	<input type="checkbox"/> New Program	<input type="checkbox"/> Fund Switch
<input type="checkbox"/> Federal Mandate	<input type="checkbox"/> Program Expansion	<input checked="" type="checkbox"/> Cost to Continue
<input type="checkbox"/> GR Pick-Up	<input type="checkbox"/> Space Request	<input type="checkbox"/> Equipment Replacement
<input checked="" type="checkbox"/> Pay Plan	<input type="checkbox"/> Other: _____	

NEW DECISION ITEM

RANK: 002 OF 011

Department of Natural Resources	Budget Unit <u>Various</u>
Agency Wide	
Cost to Continue FY 14 Pay Plan	DI# 0000014

3. WHY IS THIS FUNDING NEEDED? PROVIDE AN EXPLANATION FOR ITEMS CHECKED IN #2. INCLUDE THE FEDERAL OR STATE STATUTORY OR CONSTITUTIONAL AUTHORIZATION FOR THIS PROGRAM.

In FY 2014, the General Assembly included and the Governor approved a \$500 annual pay raise for all state employees, except elected officials, members of the general assembly and judges covered under the Missouri Citizens' Commission on Compensation for Elected Officials, beginning January 1, 2014 (12 pay periods). The remaining 12 pay periods were unfunded, but the stated intent was to provide the funding in FY 2015.

4. DESCRIBE THE DETAILED ASSUMPTIONS USED TO DERIVE THE SPECIFIC REQUESTED AMOUNT. (How did you determine that the requested number of FTE were appropriate? From what source or standard did you derive the requested levels of funding? Were alternatives such as outsourcing or automation considered? If based on new legislation, does request tie to TAFP fiscal note? If not, explain why. Detail which portions of the request are one-times and how those amounts were calculated.)

The appropriation amount for the FY 2014 pay plan was based on the pay increase beginning in January, 2014 for the final twelve pay periods of the fiscal year. This requested amount is equivalent to the remaining twelve pay periods in order to provide the core funding necessary for a full fiscal year. Pay Plan costs by budgeting unit are as follows:

	<u>GR</u>	<u>FED</u>	<u>OTH</u>	<u>TOTAL</u>
Department Operations	2,389	6,020	13,426	21,835
Water Resources	6,246	1,830	125	8,201
Soil and Water Conservation			8,215	8,215
Division of Environmental Quality				
Water Protection	2,253	18,745	19,942	40,940
Air Pollution Control		2,633	24,377	27,010
Hazardous Waste		22,739	10,382	33,121
Solid Waste Management			9,502	9,502
Land Reclamation		2,929	2,826	5,755
Regional Offices	12,857	17,008	23,185	53,050
Environmental Services	5,751	9,164	8,347	23,262
Environmental Quality Admin		2,151	3,601	5,752
DEQ Total	20,861	75,369	102,162	198,392
Petroleum Related Activities			4,050	4,050
Petroleum Storage Tank Ins Fund Staff			500	500
Geological Survey Operations	3,582	4,219	6,787	14,588
State Parks Operations		1,193	164,113	165,306
Historic Preservation		2,528	1,785	4,313
Department Totals	33,078	91,159	301,163	425,400

NEW DECISION ITEM
RANK: 002 OF 011

Department of Natural Resources	Budget Unit <u>Various</u>
Agency Wide	
Cost to Continue FY 14 Pay Plan	DI# 0000014

5. BREAK DOWN THE REQUEST BY BUDGET OBJECT CLASS, JOB CLASS, AND FUND SOURCE. IDENTIFY ONE-TIME COSTS.

Budget Object Class/Job Class	Dept Req GR DOLLARS	Dept Req GR FTE	Dept Req FED DOLLARS	Dept Req FED FTE	Dept Req OTHER DOLLARS	Dept Req OTHER FTE	Dept Req TOTAL DOLLARS	Dept Req TOTAL FTE	Dept Req One-Time DOLLARS
Personal Services - Various Job Classes	33,078		91,159		301,163		425,400	0.0	
Total PS	33,078	0.0	91,159	0.0	301,163	0.0	425,400	0.0	0
Grand Total	33,078	0.0	91,159	0.0	301,163	0.0	425,400	0.0	0

Budget Object Class/Job Class	Gov Rec GR DOLLARS	Gov Rec GR FTE	Gov Rec FED DOLLARS	Gov Rec FED FTE	Gov Rec OTHER DOLLARS	Gov Rec OTHER FTE	Gov Rec TOTAL DOLLARS	Gov Rec TOTAL FTE	Gov Rec One-Time DOLLARS
Personal Services - Various Job Classes	33,078		91,159		301,163		425,400	0.0	
Total PS	33,078	0.0	91,159	0.0	301,163	0.0	425,400	0.0	0
Grand Total	33,078	0.0	91,159	0.0	301,163	0.0	425,400	0.0	0

Department of Natural Resources

DECISION ITEM DETAIL

Budget Unit	FY 2013	FY 2013	FY 2014	FY 2014	FY 2015	FY 2015	FY 2015	FY 2015
Decision Item	ACTUAL	ACTUAL	BUDGET	BUDGET	DEPT REQ	DEPT REQ	GOV REC	GOV REC
Budget Object Class	DOLLAR	FTE	DOLLAR	FTE	DOLLAR	FTE	DOLLAR	FTE
DEPARTMENT OPERATIONS								
Pay Plan FY14-Cost to Continue - 0000014								
ADMIN OFFICE SUPPORT ASSISTANT	0	0.00	0	0.00	501	0.00	501	0.00
OFFICE SUPPORT ASST (KEYBRD)	0	0.00	0	0.00	251	0.00	251	0.00
SR OFC SUPPORT ASST (KEYBRD)	0	0.00	0	0.00	1,251	0.00	1,251	0.00
OFFICE SERVICES ASST	0	0.00	0	0.00	251	0.00	251	0.00
PROCUREMENT OFCR II	0	0.00	0	0.00	251	0.00	251	0.00
OFFICE SERVICES COOR	0	0.00	0	0.00	251	0.00	251	0.00
ACCOUNT CLERK II	0	0.00	0	0.00	501	0.00	501	0.00
SENIOR AUDITOR	0	0.00	0	0.00	751	0.00	751	0.00
ACCOUNTANT III	0	0.00	0	0.00	251	0.00	251	0.00
ACCOUNTING SPECIALIST II	0	0.00	0	0.00	1,001	0.00	1,001	0.00
ACCOUNTING SPECIALIST III	0	0.00	0	0.00	751	0.00	751	0.00
BUDGET ANAL II	0	0.00	0	0.00	251	0.00	251	0.00
BUDGET ANAL III	0	0.00	0	0.00	751	0.00	751	0.00
PERSONNEL OFCR II	0	0.00	0	0.00	251	0.00	251	0.00
PERSONNEL ANAL II	0	0.00	0	0.00	1,001	0.00	1,001	0.00
PUBLIC INFORMATION COOR	0	0.00	0	0.00	501	0.00	501	0.00
PUBLIC INFORMATION ADMSTR	0	0.00	0	0.00	501	0.00	501	0.00
TRAINING TECH I	0	0.00	0	0.00	251	0.00	251	0.00
TRAINING TECH II	0	0.00	0	0.00	251	0.00	251	0.00
EXECUTIVE I	0	0.00	0	0.00	501	0.00	501	0.00
MANAGEMENT ANALYSIS SPEC II	0	0.00	0	0.00	413	0.00	413	0.00
PLANNER III	0	0.00	0	0.00	751	0.00	751	0.00
PLANNER IV	0	0.00	0	0.00	251	0.00	251	0.00
PERSONNEL CLERK	0	0.00	0	0.00	751	0.00	751	0.00
MAINTENANCE WORKER II	0	0.00	0	0.00	251	0.00	251	0.00
MOTOR VEHICLE DRIVER	0	0.00	0	0.00	251	0.00	251	0.00
GRAPHIC ARTS SPEC III	0	0.00	0	0.00	251	0.00	251	0.00
FACILITIES OPERATIONS MGR B2	0	0.00	0	0.00	251	0.00	251	0.00
FISCAL & ADMINISTRATIVE MGR B1	0	0.00	0	0.00	501	0.00	501	0.00
FISCAL & ADMINISTRATIVE MGR B2	0	0.00	0	0.00	751	0.00	751	0.00
HUMAN RESOURCES MGR B1	0	0.00	0	0.00	251	0.00	251	0.00
HUMAN RESOURCES MGR B2	0	0.00	0	0.00	251	0.00	251	0.00

Department of Natural Resources

DECISION ITEM DETAIL

Budget Unit	FY 2013	FY 2013	FY 2014	FY 2014	FY 2015	FY 2015	FY 2015	FY 2015
Decision Item	ACTUAL	ACTUAL	BUDGET	BUDGET	DEPT REQ	DEPT REQ	GOV REC	GOV REC
Budget Object Class	DOLLAR	FTE	DOLLAR	FTE	DOLLAR	FTE	DOLLAR	FTE
DEPARTMENT OPERATIONS								
Pay Plan FY14-Cost to Continue - 0000014								
STATE DEPARTMENT DIRECTOR	0	0.00	0	0.00	251	0.00	251	0.00
DEPUTY STATE DEPT DIRECTOR	0	0.00	0	0.00	251	0.00	251	0.00
DESIGNATED PRINCIPAL ASST DEPT	0	0.00	0	0.00	1,125	0.00	1,125	0.00
DIVISION DIRECTOR	0	0.00	0	0.00	251	0.00	251	0.00
DESIGNATED PRINCIPAL ASST DIV	0	0.00	0	0.00	501	0.00	501	0.00
LEGAL COUNSEL	0	0.00	0	0.00	251	0.00	251	0.00
SPECIAL ASST PROFESSIONAL	0	0.00	0	0.00	4,011	0.00	4,011	0.00
TOTAL - PS	0	0.00	0	0.00	21,835	0.00	21,835	0.00
GRAND TOTAL	\$0	0.00	\$0	0.00	\$21,835	0.00	\$21,835	0.00
GENERAL REVENUE	\$0	0.00	\$0	0.00	\$2,389	0.00	\$2,389	0.00
FEDERAL FUNDS	\$0	0.00	\$0	0.00	\$6,020	0.00	\$6,020	0.00
OTHER FUNDS	\$0	0.00	\$0	0.00	\$13,426	0.00	\$13,426	0.00

Department of Natural Resources

DECISION ITEM DETAIL

Budget Unit	FY 2013	FY 2013	FY 2014	FY 2014	FY 2015	FY 2015	FY 2015	FY 2015
Decision Item	ACTUAL	ACTUAL	BUDGET	BUDGET	DEPT REQ	DEPT REQ	GOV REC	GOV REC
Budget Object Class	DOLLAR	FTE	DOLLAR	FTE	DOLLAR	FTE	DOLLAR	FTE
WATER RESOURCES								
Pay Plan FY14-Cost to Continue - 0000014								
ADMIN OFFICE SUPPORT ASSISTANT	0	0.00	0	0.00	250	0.00	250	0.00
PUBLIC INFORMATION COOR	0	0.00	0	0.00	50	0.00	50	0.00
ECONOMIST	0	0.00	0	0.00	188	0.00	188	0.00
ENVIRONMENTAL ENGR II	0	0.00	0	0.00	500	0.00	500	0.00
ENVIRONMENTAL ENGR III	0	0.00	0	0.00	500	0.00	500	0.00
TECHNICAL ASSISTANT III	0	0.00	0	0.00	250	0.00	250	0.00
TECHNICAL ASSISTANT IV	0	0.00	0	0.00	500	0.00	500	0.00
GEOLOGIST II	0	0.00	0	0.00	250	0.00	250	0.00
GEOLOGIST III	0	0.00	0	0.00	250	0.00	250	0.00
CIVIL ENGR DAM SAFETY	0	0.00	0	0.00	750	0.00	750	0.00
HYDROLOGIST II	0	0.00	0	0.00	250	0.00	250	0.00
HYDROLOGIST III	0	0.00	0	0.00	1,258	0.00	1,258	0.00
HYDROLOGIST IV	0	0.00	0	0.00	500	0.00	500	0.00
DESIGN/DEVELOP/SURVEY MGR B3	0	0.00	0	0.00	500	0.00	500	0.00
ENVIRONMENTAL MGR B2	0	0.00	0	0.00	500	0.00	500	0.00
DESIGNATED PRINCIPAL ASST DEPT	0	0.00	0	0.00	125	0.00	125	0.00
MISCELLANEOUS TECHNICAL	0	0.00	0	0.00	830	0.00	830	0.00
SPECIAL ASST PROFESSIONAL	0	0.00	0	0.00	500	0.00	500	0.00
SPECIAL ASST OFFICE & CLERICAL	0	0.00	0	0.00	250	0.00	250	0.00
TOTAL - PS	0	0.00	0	0.00	8,201	0.00	8,201	0.00
GRAND TOTAL	\$0	0.00	\$0	0.00	\$8,201	0.00	\$8,201	0.00
GENERAL REVENUE	\$0	0.00	\$0	0.00	\$6,246	0.00	\$6,246	0.00
FEDERAL FUNDS	\$0	0.00	\$0	0.00	\$1,830	0.00	\$1,830	0.00
OTHER FUNDS	\$0	0.00	\$0	0.00	\$125	0.00	\$125	0.00

Department of Natural Resources

DECISION ITEM DETAIL

Budget Unit	FY 2013	FY 2013	FY 2014	FY 2014	FY 2015	FY 2015	FY 2015	FY 2015
Decision Item	ACTUAL	ACTUAL	BUDGET	BUDGET	DEPT REQ	DEPT REQ	GOV REC	GOV REC
Budget Object Class	DOLLAR	FTE	DOLLAR	FTE	DOLLAR	FTE	DOLLAR	FTE
SOIL & WATER CONSERVATION								
Pay Plan FY14-Cost to Continue - 0000014								
ADMIN OFFICE SUPPORT ASSISTANT	0	0.00	0	0.00	750	0.00	750	0.00
SR OFC SUPPORT ASST (KEYBRD)	0	0.00	0	0.00	250	0.00	250	0.00
PUBLIC INFORMATION COOR	0	0.00	0	0.00	200	0.00	200	0.00
ENV EDUCATION & INFO SPEC II	0	0.00	0	0.00	250	0.00	250	0.00
EXECUTIVE II	0	0.00	0	0.00	250	0.00	250	0.00
MANAGEMENT ANALYSIS SPEC I	0	0.00	0	0.00	250	0.00	250	0.00
PLANNER III	0	0.00	0	0.00	250	0.00	250	0.00
ENVIRONMENTAL SPEC III	0	0.00	0	0.00	3,765	0.00	3,765	0.00
ENVIRONMENTAL SPEC IV	0	0.00	0	0.00	1,250	0.00	1,250	0.00
ENVIRONMENTAL MGR B2	0	0.00	0	0.00	500	0.00	500	0.00
FISCAL & ADMINISTRATIVE MGR B1	0	0.00	0	0.00	250	0.00	250	0.00
STAFF DIRECTOR	0	0.00	0	0.00	250	0.00	250	0.00
TOTAL - PS	0	0.00	0	0.00	8,215	0.00	8,215	0.00
GRAND TOTAL	\$0	0.00	\$0	0.00	\$8,215	0.00	\$8,215	0.00
GENERAL REVENUE	\$0	0.00	\$0	0.00	\$0	0.00	\$0	0.00
FEDERAL FUNDS	\$0	0.00	\$0	0.00	\$0	0.00	\$0	0.00
OTHER FUNDS	\$0	0.00	\$0	0.00	\$8,215	0.00	\$8,215	0.00

Department of Natural Resources

DECISION ITEM DETAIL

Budget Unit	FY 2013	FY 2013	FY 2014	FY 2014	FY 2015	FY 2015	FY 2015	FY 2015
Decision Item	ACTUAL	ACTUAL	BUDGET	BUDGET	DEPT REQ	DEPT REQ	GOV REC	GOV REC
Budget Object Class	DOLLAR	FTE	DOLLAR	FTE	DOLLAR	FTE	DOLLAR	FTE
WATER PROTECTION PROGRAM								
Pay Plan FY14-Cost to Continue - 0000014								
ADMIN OFFICE SUPPORT ASSISTANT	0	0.00	0	0.00	2,501	0.00	2,501	0.00
OFFICE SUPPORT ASST (KEYBRD)	0	0.00	0	0.00	751	0.00	751	0.00
SR OFC SUPPORT ASST (KEYBRD)	0	0.00	0	0.00	3,901	0.00	3,901	0.00
ACCOUNTING SPECIALIST II	0	0.00	0	0.00	1,500	0.00	1,500	0.00
RESEARCH ANAL II	0	0.00	0	0.00	500	0.00	500	0.00
RESEARCH ANAL III	0	0.00	0	0.00	250	0.00	250	0.00
PUBLIC INFORMATION SPEC II	0	0.00	0	0.00	250	0.00	250	0.00
EXECUTIVE I	0	0.00	0	0.00	501	0.00	501	0.00
MANAGEMENT ANALYSIS SPEC II	0	0.00	0	0.00	1,002	0.00	1,002	0.00
PLANNER I	0	0.00	0	0.00	251	0.00	251	0.00
PLANNER II	0	0.00	0	0.00	250	0.00	250	0.00
PLANNER III	0	0.00	0	0.00	752	0.00	752	0.00
ENVIRONMENTAL SPEC III	0	0.00	0	0.00	12,574	0.00	12,574	0.00
ENVIRONMENTAL SPEC IV	0	0.00	0	0.00	4,500	0.00	4,500	0.00
ENVIRONMENTAL ENGR II	0	0.00	0	0.00	4,700	0.00	4,700	0.00
ENVIRONMENTAL ENGR III	0	0.00	0	0.00	2,500	0.00	2,500	0.00
WATER SPEC III	0	0.00	0	0.00	500	0.00	500	0.00
ENVIRONMENTAL MGR B1	0	0.00	0	0.00	501	0.00	501	0.00
ENVIRONMENTAL MGR B2	0	0.00	0	0.00	1,750	0.00	1,750	0.00
ENVIRONMENTAL MGR B3	0	0.00	0	0.00	252	0.00	252	0.00
FISCAL & ADMINISTRATIVE MGR B1	0	0.00	0	0.00	501	0.00	501	0.00
FISCAL & ADMINISTRATIVE MGR B2	0	0.00	0	0.00	251	0.00	251	0.00
STAFF DIRECTOR	0	0.00	0	0.00	251	0.00	251	0.00
PRINCIPAL ASST BOARD/COMMISSON	0	0.00	0	0.00	251	0.00	251	0.00
TOTAL - PS	0	0.00	0	0.00	40,940	0.00	40,940	0.00
GRAND TOTAL	\$0	0.00	\$0	0.00	\$40,940	0.00	\$40,940	0.00
GENERAL REVENUE	\$0	0.00	\$0	0.00	\$2,253	0.00	\$2,253	0.00
FEDERAL FUNDS	\$0	0.00	\$0	0.00	\$18,745	0.00	\$18,745	0.00
OTHER FUNDS	\$0	0.00	\$0	0.00	\$19,942	0.00	\$19,942	0.00

Department of Natural Resources

DECISION ITEM DETAIL

Budget Unit	FY 2013	FY 2013	FY 2014	FY 2014	FY 2015	FY 2015	FY 2015	FY 2015
Decision Item	ACTUAL	ACTUAL	BUDGET	BUDGET	DEPT REQ	DEPT REQ	GOV REC	GOV REC
Budget Object Class	DOLLAR	FTE	DOLLAR	FTE	DOLLAR	FTE	DOLLAR	FTE
AIR POLLUTION CONTROL PGRM								
Pay Plan FY14-Cost to Continue - 0000014								
ADMIN OFFICE SUPPORT ASSISTANT	0	0.00	0	0.00	500	0.00	500	0.00
OFFICE SUPPORT ASST (KEYBRD)	0	0.00	0	0.00	1,188	0.00	1,188	0.00
SR OFC SUPPORT ASST (KEYBRD)	0	0.00	0	0.00	1,751	0.00	1,751	0.00
ACCOUNT CLERK II	0	0.00	0	0.00	251	0.00	251	0.00
ACCOUNTANT III	0	0.00	0	0.00	251	0.00	251	0.00
ACCOUNTING ANAL II	0	0.00	0	0.00	501	0.00	501	0.00
RESEARCH ANAL II	0	0.00	0	0.00	500	0.00	500	0.00
RESEARCH ANAL III	0	0.00	0	0.00	750	0.00	750	0.00
PUBLIC INFORMATION SPEC II	0	0.00	0	0.00	251	0.00	251	0.00
EXECUTIVE I	0	0.00	0	0.00	250	0.00	250	0.00
TOXICOLOGIST	0	0.00	0	0.00	251	0.00	251	0.00
ENVIRONMENTAL SPEC III	0	0.00	0	0.00	6,001	0.00	6,001	0.00
ENVIRONMENTAL SPEC IV	0	0.00	0	0.00	3,251	0.00	3,251	0.00
ENVIRONMENTAL ENGR II	0	0.00	0	0.00	6,809	0.00	6,809	0.00
ENVIRONMENTAL ENGR III	0	0.00	0	0.00	2,251	0.00	2,251	0.00
ENVIRONMENTAL ENGR IV	0	0.00	0	0.00	501	0.00	501	0.00
ENVIRONMENTAL MGR B1	0	0.00	0	0.00	250	0.00	250	0.00
ENVIRONMENTAL MGR B2	0	0.00	0	0.00	1,001	0.00	1,001	0.00
FISCAL & ADMINISTRATIVE MGR B1	0	0.00	0	0.00	251	0.00	251	0.00
STAFF DIRECTOR	0	0.00	0	0.00	251	0.00	251	0.00
TOTAL - PS	0	0.00	0	0.00	27,010	0.00	27,010	0.00
GRAND TOTAL	\$0	0.00	\$0	0.00	\$27,010	0.00	\$27,010	0.00
GENERAL REVENUE	\$0	0.00	\$0	0.00	\$0	0.00	\$0	0.00
FEDERAL FUNDS	\$0	0.00	\$0	0.00	\$2,633	0.00	\$2,633	0.00
OTHER FUNDS	\$0	0.00	\$0	0.00	\$24,377	0.00	\$24,377	0.00

Department of Natural Resources

DECISION ITEM DETAIL

Budget Unit	FY 2013	FY 2013	FY 2014	FY 2014	FY 2015	FY 2015	FY 2015	FY 2015
Decision Item	ACTUAL	ACTUAL	BUDGET	BUDGET	DEPT REQ	DEPT REQ	GOV REC	GOV REC
Budget Object Class	DOLLAR	FTE	DOLLAR	FTE	DOLLAR	FTE	DOLLAR	FTE
HAZARDOUS WASTE PROGRAM								
Pay Plan FY14-Cost to Continue - 0000014								
ADMIN OFFICE SUPPORT ASSISTANT	0	0.00	0	0.00	1,251	0.00	1,251	0.00
OFFICE SUPPORT ASST (KEYBRD)	0	0.00	0	0.00	1,751	0.00	1,751	0.00
SR OFC SUPPORT ASST (KEYBRD)	0	0.00	0	0.00	2,502	0.00	2,502	0.00
RESEARCH ANAL I	0	0.00	0	0.00	163	0.00	163	0.00
RESEARCH ANAL II	0	0.00	0	0.00	500	0.00	500	0.00
PUBLIC INFORMATION SPEC II	0	0.00	0	0.00	126	0.00	126	0.00
EXECUTIVE I	0	0.00	0	0.00	250	0.00	250	0.00
EXECUTIVE II	0	0.00	0	0.00	251	0.00	251	0.00
MANAGEMENT ANALYSIS SPEC II	0	0.00	0	0.00	751	0.00	751	0.00
PLANNER II	0	0.00	0	0.00	1,751	0.00	1,751	0.00
PLANNER III	0	0.00	0	0.00	1,000	0.00	1,000	0.00
ENVIRONMENTAL SPEC III	0	0.00	0	0.00	9,344	0.00	9,344	0.00
ENVIRONMENTAL SPEC IV	0	0.00	0	0.00	4,751	0.00	4,751	0.00
ENVIRONMENTAL ENGR II	0	0.00	0	0.00	3,250	0.00	3,250	0.00
ENVIRONMENTAL ENGR III	0	0.00	0	0.00	2,726	0.00	2,726	0.00
ENVIRONMENTAL ENGR IV	0	0.00	0	0.00	750	0.00	750	0.00
ENVIRONMENTAL MGR B2	0	0.00	0	0.00	1,502	0.00	1,502	0.00
FISCAL & ADMINISTRATIVE MGR B2	0	0.00	0	0.00	251	0.00	251	0.00
STAFF DIRECTOR	0	0.00	0	0.00	251	0.00	251	0.00
TOTAL - PS	0	0.00	0	0.00	33,121	0.00	33,121	0.00
GRAND TOTAL	\$0	0.00	\$0	0.00	\$33,121	0.00	\$33,121	0.00
GENERAL REVENUE	\$0	0.00	\$0	0.00	\$0	0.00	\$0	0.00
FEDERAL FUNDS	\$0	0.00	\$0	0.00	\$22,739	0.00	\$22,739	0.00
OTHER FUNDS	\$0	0.00	\$0	0.00	\$10,382	0.00	\$10,382	0.00

Department of Natural Resources

DECISION ITEM DETAIL

Budget Unit	FY 2013	FY 2013	FY 2014	FY 2014	FY 2015	FY 2015	FY 2015	FY 2015
Decision Item	ACTUAL	ACTUAL	BUDGET	BUDGET	DEPT REQ	DEPT REQ	GOV REC	GOV REC
Budget Object Class	DOLLAR	FTE	DOLLAR	FTE	DOLLAR	FTE	DOLLAR	FTE
PETROLEUM RELATED ACTIVITIES								
Pay Plan FY14-Cost to Continue - 0000014								
ENVIRONMENTAL SPEC III	0	0.00	0	0.00	4,050	0.00	4,050	0.00
TOTAL - PS	0	0.00	0	0.00	4,050	0.00	4,050	0.00
GRAND TOTAL	\$0	0.00	\$0	0.00	\$4,050	0.00	\$4,050	0.00
GENERAL REVENUE	\$0	0.00	\$0	0.00	\$0	0.00	\$0	0.00
FEDERAL FUNDS	\$0	0.00	\$0	0.00	\$0	0.00	\$0	0.00
OTHER FUNDS	\$0	0.00	\$0	0.00	\$4,050	0.00	\$4,050	0.00

Department of Natural Resources

DECISION ITEM DETAIL

Budget Unit	FY 2013	FY 2013	FY 2014	FY 2014	FY 2015	FY 2015	FY 2015	FY 2015
Decision Item	ACTUAL	ACTUAL	BUDGET	BUDGET	DEPT REQ	DEPT REQ	GOV REC	GOV REC
Budget Object Class	DOLLAR	FTE	DOLLAR	FTE	DOLLAR	FTE	DOLLAR	FTE
SOLID WASTE MGMT PROGRAM								
Pay Plan FY14-Cost to Continue - 0000014								
ADMIN OFFICE SUPPORT ASSISTANT	0	0.00	0	0.00	500	0.00	500	0.00
SR OFC SUPPORT ASST (KEYBRD)	0	0.00	0	0.00	750	0.00	750	0.00
ACCOUNTING SPECIALIST II	0	0.00	0	0.00	250	0.00	250	0.00
RESEARCH ANAL II	0	0.00	0	0.00	250	0.00	250	0.00
PUBLIC INFORMATION SPEC II	0	0.00	0	0.00	126	0.00	126	0.00
MANAGEMENT ANALYSIS SPEC I	0	0.00	0	0.00	250	0.00	250	0.00
MANAGEMENT ANALYSIS SPEC II	0	0.00	0	0.00	250	0.00	250	0.00
PLANNER II	0	0.00	0	0.00	750	0.00	750	0.00
PLANNER III	0	0.00	0	0.00	250	0.00	250	0.00
ENVIRONMENTAL SPEC III	0	0.00	0	0.00	1,876	0.00	1,876	0.00
ENVIRONMENTAL SPEC IV	0	0.00	0	0.00	750	0.00	750	0.00
ENVIRONMENTAL ENGR II	0	0.00	0	0.00	1,500	0.00	1,500	0.00
ENVIRONMENTAL ENGR III	0	0.00	0	0.00	1,000	0.00	1,000	0.00
ENVIRONMENTAL MGR B2	0	0.00	0	0.00	500	0.00	500	0.00
FISCAL & ADMINISTRATIVE MGR B2	0	0.00	0	0.00	250	0.00	250	0.00
STAFF DIRECTOR	0	0.00	0	0.00	250	0.00	250	0.00
TOTAL - PS	0	0.00	0	0.00	9,502	0.00	9,502	0.00
GRAND TOTAL	\$0	0.00	\$0	0.00	\$9,502	0.00	\$9,502	0.00
GENERAL REVENUE	\$0	0.00	\$0	0.00	\$0	0.00	\$0	0.00
FEDERAL FUNDS	\$0	0.00	\$0	0.00	\$0	0.00	\$0	0.00
OTHER FUNDS	\$0	0.00	\$0	0.00	\$9,502	0.00	\$9,502	0.00

Department of Natural Resources

DECISION ITEM DETAIL

Budget Unit	FY 2013	FY 2013	FY 2014	FY 2014	FY 2015	FY 2015	FY 2015	FY 2015
Decision Item	ACTUAL	ACTUAL	BUDGET	BUDGET	DEPT REQ	DEPT REQ	GOV REC	GOV REC
Budget Object Class	DOLLAR	FTE	DOLLAR	FTE	DOLLAR	FTE	DOLLAR	FTE
LAND RECLAMATION PROGRAM								
Pay Plan FY14-Cost to Continue - 0000014								
ADMIN OFFICE SUPPORT ASSISTANT	0	0.00	0	0.00	251	0.00	251	0.00
SR OFC SUPPORT ASST (KEYBRD)	0	0.00	0	0.00	501	0.00	501	0.00
MANAGEMENT ANALYSIS SPEC II	0	0.00	0	0.00	251	0.00	251	0.00
PLANNER III	0	0.00	0	0.00	251	0.00	251	0.00
ENVIRONMENTAL SPEC III	0	0.00	0	0.00	2,750	0.00	2,750	0.00
ENVIRONMENTAL SPEC IV	0	0.00	0	0.00	750	0.00	750	0.00
ENVIRONMENTAL ENGR II	0	0.00	0	0.00	250	0.00	250	0.00
ENVIRONMENTAL ENGR III	0	0.00	0	0.00	500	0.00	500	0.00
STAFF DIRECTOR	0	0.00	0	0.00	251	0.00	251	0.00
TOTAL - PS	0	0.00	0	0.00	5,755	0.00	5,755	0.00
GRAND TOTAL	\$0	0.00	\$0	0.00	\$5,755	0.00	\$5,755	0.00
GENERAL REVENUE	\$0	0.00	\$0	0.00	\$0	0.00	\$0	0.00
FEDERAL FUNDS	\$0	0.00	\$0	0.00	\$2,929	0.00	\$2,929	0.00
OTHER FUNDS	\$0	0.00	\$0	0.00	\$2,826	0.00	\$2,826	0.00

Department of Natural Resources

DECISION ITEM DETAIL

Budget Unit	FY 2013	FY 2013	FY 2014	FY 2014	FY 2015	FY 2015	FY 2015	FY 2015
Decision Item	ACTUAL	ACTUAL	BUDGET	BUDGET	DEPT REQ	DEPT REQ	GOV REC	GOV REC
Budget Object Class	DOLLAR	FTE	DOLLAR	FTE	DOLLAR	FTE	DOLLAR	FTE
REGIONAL OFFICES								
Pay Plan FY14-Cost to Continue - 0000014								
OFFICE SUPPORT ASST (KEYBRD)	0	0.00	0	0.00	2,250	0.00	2,250	0.00
SR OFC SUPPORT ASST (KEYBRD)	0	0.00	0	0.00	3,651	0.00	3,651	0.00
EXECUTIVE II	0	0.00	0	0.00	1,250	0.00	1,250	0.00
ENVIRONMENTAL SPEC III	0	0.00	0	0.00	24,639	0.00	24,639	0.00
ENVIRONMENTAL SPEC IV	0	0.00	0	0.00	6,752	0.00	6,752	0.00
ENVIRONMENTAL ENGR II	0	0.00	0	0.00	4,738	0.00	4,738	0.00
ENVIRONMENTAL ENGR III	0	0.00	0	0.00	2,013	0.00	2,013	0.00
ENVIRONMENTAL ENGR IV	0	0.00	0	0.00	501	0.00	501	0.00
WATER SPEC III	0	0.00	0	0.00	2,502	0.00	2,502	0.00
TECHNICAL ASSISTANT II	0	0.00	0	0.00	1,750	0.00	1,750	0.00
ENVIRONMENTAL MGR B1	0	0.00	0	0.00	751	0.00	751	0.00
ENVIRONMENTAL MGR B2	0	0.00	0	0.00	1,002	0.00	1,002	0.00
ENVIRONMENTAL MGR B3	0	0.00	0	0.00	1,251	0.00	1,251	0.00
TOTAL - PS	0	0.00	0	0.00	53,050	0.00	53,050	0.00
GRAND TOTAL	\$0	0.00	\$0	0.00	\$53,050	0.00	\$53,050	0.00
GENERAL REVENUE	\$0	0.00	\$0	0.00	\$12,857	0.00	\$12,857	0.00
FEDERAL FUNDS	\$0	0.00	\$0	0.00	\$17,008	0.00	\$17,008	0.00
OTHER FUNDS	\$0	0.00	\$0	0.00	\$23,185	0.00	\$23,185	0.00

Department of Natural Resources

DECISION ITEM DETAIL

Budget Unit	FY 2013	FY 2013	FY 2014	FY 2014	FY 2015	FY 2015	FY 2015	FY 2015
Decision Item	ACTUAL	ACTUAL	BUDGET	BUDGET	DEPT REQ	DEPT REQ	GOV REC	GOV REC
Budget Object Class	DOLLAR	FTE	DOLLAR	FTE	DOLLAR	FTE	DOLLAR	FTE
ENVIRONMENTAL SERVICES PRGM								
Pay Plan FY14-Cost to Continue - 0000014								
ADMIN OFFICE SUPPORT ASSISTANT	0	0.00	0	0.00	1,001	0.00	1,001	0.00
SR OFC SUPPORT ASST (KEYBRD)	0	0.00	0	0.00	1,000	0.00	1,000	0.00
PROCUREMENT OFCR I	0	0.00	0	0.00	250	0.00	250	0.00
ACCOUNT CLERK II	0	0.00	0	0.00	250	0.00	250	0.00
EXECUTIVE I	0	0.00	0	0.00	250	0.00	250	0.00
MANAGEMENT ANALYSIS SPEC I	0	0.00	0	0.00	250	0.00	250	0.00
PLANNER II	0	0.00	0	0.00	250	0.00	250	0.00
OCCUPTNL SFTY & HLTH CNSLT III	0	0.00	0	0.00	250	0.00	250	0.00
CHEMIST II	0	0.00	0	0.00	252	0.00	252	0.00
CHEMIST III	0	0.00	0	0.00	3,002	0.00	3,002	0.00
CHEMIST IV	0	0.00	0	0.00	751	0.00	751	0.00
ENVIRONMENTAL SPEC III	0	0.00	0	0.00	10,502	0.00	10,502	0.00
ENVIRONMENTAL SPEC IV	0	0.00	0	0.00	3,001	0.00	3,001	0.00
TECHNICAL ASSISTANT II	0	0.00	0	0.00	750	0.00	750	0.00
ENVIRONMENTAL MGR B1	0	0.00	0	0.00	500	0.00	500	0.00
ENVIRONMENTAL MGR B2	0	0.00	0	0.00	252	0.00	252	0.00
ENVIRONMENTAL MGR B3	0	0.00	0	0.00	250	0.00	250	0.00
FISCAL & ADMINISTRATIVE MGR B1	0	0.00	0	0.00	250	0.00	250	0.00
LABORATORY MANAGER B2	0	0.00	0	0.00	251	0.00	251	0.00
TOTAL - PS	0	0.00	0	0.00	23,262	0.00	23,262	0.00
GRAND TOTAL	\$0	0.00	\$0	0.00	\$23,262	0.00	\$23,262	0.00
GENERAL REVENUE	\$0	0.00	\$0	0.00	\$5,751	0.00	\$5,751	0.00
FEDERAL FUNDS	\$0	0.00	\$0	0.00	\$9,164	0.00	\$9,164	0.00
OTHER FUNDS	\$0	0.00	\$0	0.00	\$8,347	0.00	\$8,347	0.00

Department of Natural Resources

DECISION ITEM DETAIL

Budget Unit	FY 2013	FY 2013	FY 2014	FY 2014	FY 2015	FY 2015	FY 2015	FY 2015
Decision Item	ACTUAL	ACTUAL	BUDGET	BUDGET	DEPT REQ	DEPT REQ	GOV REC	GOV REC
Budget Object Class	DOLLAR	FTE	DOLLAR	FTE	DOLLAR	FTE	DOLLAR	FTE
ENVIRONMENTAL QUALITY ADMIN								
Pay Plan FY14-Cost to Continue - 0000014								
ADMIN OFFICE SUPPORT ASSISTANT	0	0.00	0	0.00	500	0.00	500	0.00
BUDGET ANAL III	0	0.00	0	0.00	250	0.00	250	0.00
PUBLIC INFORMATION COOR	0	0.00	0	0.00	500	0.00	500	0.00
MANAGEMENT ANALYSIS SPEC I	0	0.00	0	0.00	250	0.00	250	0.00
MANAGEMENT ANALYSIS SPEC II	0	0.00	0	0.00	751	0.00	751	0.00
GRAPHIC ARTS SPEC II	0	0.00	0	0.00	250	0.00	250	0.00
ENVIRONMENTAL MGR B2	0	0.00	0	0.00	500	0.00	500	0.00
FISCAL & ADMINISTRATIVE MGR B3	0	0.00	0	0.00	251	0.00	251	0.00
INVESTIGATION MGR B1	0	0.00	0	0.00	500	0.00	500	0.00
DIVISION DIRECTOR	0	0.00	0	0.00	250	0.00	250	0.00
DEPUTY DIVISION DIRECTOR	0	0.00	0	0.00	500	0.00	500	0.00
DESIGNATED PRINCIPAL ASST DIV	0	0.00	0	0.00	750	0.00	750	0.00
LEGAL COUNSEL	0	0.00	0	0.00	500	0.00	500	0.00
TOTAL - PS	0	0.00	0	0.00	5,752	0.00	5,752	0.00
GRAND TOTAL	\$0	0.00	\$0	0.00	\$5,752	0.00	\$5,752	0.00
GENERAL REVENUE	\$0	0.00	\$0	0.00	\$0	0.00	\$0	0.00
FEDERAL FUNDS	\$0	0.00	\$0	0.00	\$2,151	0.00	\$2,151	0.00
OTHER FUNDS	\$0	0.00	\$0	0.00	\$3,601	0.00	\$3,601	0.00

Department of Natural Resources

DECISION ITEM DETAIL

Budget Unit	FY 2013	FY 2013	FY 2014	FY 2014	FY 2015	FY 2015	FY 2015	FY 2015
Decision Item	ACTUAL	ACTUAL	BUDGET	BUDGET	DEPT REQ	DEPT REQ	GOV REC	GOV REC
Budget Object Class	DOLLAR	FTE	DOLLAR	FTE	DOLLAR	FTE	DOLLAR	FTE
AGENCY WIDE TANK BOARD								
Pay Plan FY14-Cost to Continue - 0000014								
EXECUTIVE DIRECTOR	0	0.00	0	0.00	250	0.00	250	0.00
ADMINISTRATIVE ASSISTANT	0	0.00	0	0.00	250	0.00	250	0.00
TOTAL - PS	0	0.00	0	0.00	500	0.00	500	0.00
GRAND TOTAL	\$0	0.00	\$0	0.00	\$500	0.00	\$500	0.00
GENERAL REVENUE	\$0	0.00	\$0	0.00	\$0	0.00	\$0	0.00
FEDERAL FUNDS	\$0	0.00	\$0	0.00	\$0	0.00	\$0	0.00
OTHER FUNDS	\$0	0.00	\$0	0.00	\$500	0.00	\$500	0.00

Department of Natural Resources

DECISION ITEM DETAIL

Budget Unit	FY 2013	FY 2013	FY 2014	FY 2014	FY 2015	FY 2015	FY 2015	FY 2015
Decision Item	ACTUAL	ACTUAL	BUDGET	BUDGET	DEPT REQ	DEPT REQ	GOV REC	GOV REC
Budget Object Class	DOLLAR	FTE	DOLLAR	FTE	DOLLAR	FTE	DOLLAR	FTE
GEOLOGICAL SURVEY OPERATIONS								
Pay Plan FY14-Cost to Continue - 0000014								
ADMIN OFFICE SUPPORT ASSISTANT	0	0.00	0	0.00	1,045	0.00	1,045	0.00
OFFICE SUPPORT ASST (KEYBRD)	0	0.00	0	0.00	250	0.00	250	0.00
SR OFC SUPPORT ASST (KEYBRD)	0	0.00	0	0.00	751	0.00	751	0.00
ACCOUNTANT I	0	0.00	0	0.00	251	0.00	251	0.00
PUBLIC INFORMATION COOR	0	0.00	0	0.00	251	0.00	251	0.00
EXECUTIVE I	0	0.00	0	0.00	250	0.00	250	0.00
EXECUTIVE II	0	0.00	0	0.00	251	0.00	251	0.00
PLANNER II	0	0.00	0	0.00	250	0.00	250	0.00
TECHNICAL ASSISTANT II	0	0.00	0	0.00	251	0.00	251	0.00
TECHNICAL ASSISTANT III	0	0.00	0	0.00	750	0.00	750	0.00
TECHNICAL ASSISTANT IV	0	0.00	0	0.00	750	0.00	750	0.00
GEOLOGIST I	0	0.00	0	0.00	528	0.00	528	0.00
GEOLOGIST II	0	0.00	0	0.00	3,968	0.00	3,968	0.00
GEOLOGIST III	0	0.00	0	0.00	751	0.00	751	0.00
GEOLOGIST IV	0	0.00	0	0.00	1,501	0.00	1,501	0.00
LABORER II	0	0.00	0	0.00	225	0.00	225	0.00
MAINTENANCE WORKER II	0	0.00	0	0.00	251	0.00	251	0.00
GRAPHIC ARTS SPEC II	0	0.00	0	0.00	250	0.00	250	0.00
ENVIRONMENTAL MGR B2	0	0.00	0	0.00	752	0.00	752	0.00
ENVIRONMENTAL MGR B3	0	0.00	0	0.00	250	0.00	250	0.00
FISCAL & ADMINISTRATIVE MGR B2	0	0.00	0	0.00	251	0.00	251	0.00
DIVISION DIRECTOR	0	0.00	0	0.00	251	0.00	251	0.00
DEPUTY DIVISION DIRECTOR	0	0.00	0	0.00	251	0.00	251	0.00
DESIGNATED PRINCIPAL ASST DIV	0	0.00	0	0.00	251	0.00	251	0.00
MISCELLANEOUS TECHNICAL	0	0.00	0	0.00	33	0.00	33	0.00
MISCELLANEOUS PROFESSIONAL	0	0.00	0	0.00	25	0.00	25	0.00
TOTAL - PS	0	0.00	0	0.00	14,588	0.00	14,588	0.00
GRAND TOTAL	\$0	0.00	\$0	0.00	\$14,588	0.00	\$14,588	0.00
GENERAL REVENUE	\$0	0.00	\$0	0.00	\$3,582	0.00	\$3,582	0.00
FEDERAL FUNDS	\$0	0.00	\$0	0.00	\$4,219	0.00	\$4,219	0.00
OTHER FUNDS	\$0	0.00	\$0	0.00	\$6,787	0.00	\$6,787	0.00

Department of Natural Resources

DECISION ITEM DETAIL

Budget Unit	FY 2013	FY 2013	FY 2014	FY 2014	FY 2015	FY 2015	FY 2015	FY 2015
Decision Item	ACTUAL	ACTUAL	BUDGET	BUDGET	DEPT REQ	DEPT REQ	GOV REC	GOV REC
Budget Object Class	DOLLAR	FTE	DOLLAR	FTE	DOLLAR	FTE	DOLLAR	FTE
STATE PARKS OPERATION								
Pay Plan FY14-Cost to Continue - 0000014								
SR OFC SUPPORT ASST (CLERICAL)	0	0.00	0	0.00	250	0.00	250	0.00
ADMIN OFFICE SUPPORT ASSISTANT	0	0.00	0	0.00	2,750	0.00	2,750	0.00
OFFICE SUPPORT ASST (KEYBRD)	0	0.00	0	0.00	2,000	0.00	2,000	0.00
SR OFC SUPPORT ASST (KEYBRD)	0	0.00	0	0.00	7,500	0.00	7,500	0.00
STOREKEEPER I	0	0.00	0	0.00	675	0.00	675	0.00
SUPPLY MANAGER I	0	0.00	0	0.00	250	0.00	250	0.00
PROCUREMENT OFCR I	0	0.00	0	0.00	250	0.00	250	0.00
ACCOUNT CLERK II	0	0.00	0	0.00	500	0.00	500	0.00
BUDGET ANAL III	0	0.00	0	0.00	250	0.00	250	0.00
PUBLIC INFORMATION ADMSTR	0	0.00	0	0.00	250	0.00	250	0.00
EXECUTIVE I	0	0.00	0	0.00	1,000	0.00	1,000	0.00
EXECUTIVE II	0	0.00	0	0.00	250	0.00	250	0.00
RISK MANAGEMENT SPEC II	0	0.00	0	0.00	250	0.00	250	0.00
MANAGEMENT ANALYSIS SPEC I	0	0.00	0	0.00	500	0.00	500	0.00
MANAGEMENT ANALYSIS SPEC II	0	0.00	0	0.00	250	0.00	250	0.00
PLANNER II	0	0.00	0	0.00	750	0.00	750	0.00
PLANNER III	0	0.00	0	0.00	1,000	0.00	1,000	0.00
MUSEUM CURATOR I	0	0.00	0	0.00	250	0.00	250	0.00
MUSEUM CURATOR II	0	0.00	0	0.00	750	0.00	750	0.00
MUSEUM CURATOR COORDINATOR	0	0.00	0	0.00	250	0.00	250	0.00
CULTURAL RESOURCE PRES II	0	0.00	0	0.00	750	0.00	750	0.00
NATURAL RESOURCES STEWARD	0	0.00	0	0.00	1,750	0.00	1,750	0.00
PARK/HISTORIC SITE SPEC I	0	0.00	0	0.00	1,000	0.00	1,000	0.00
PARK/HISTORIC SITE SPEC II	0	0.00	0	0.00	1,000	0.00	1,000	0.00
PARK/HISTORIC SITE SPEC III	0	0.00	0	0.00	5,750	0.00	5,750	0.00
PARK OPERATIONS & PLNG SPEC II	0	0.00	0	0.00	500	0.00	500	0.00
PARK OPERATIONS & PLNG COORD	0	0.00	0	0.00	1,250	0.00	1,250	0.00
ARCHAEOLOGIST	0	0.00	0	0.00	250	0.00	250	0.00
INTERPRETIVE RESOURCE TECH	0	0.00	0	0.00	2,625	0.00	2,625	0.00
INTERPRETIVE RESOURCE SPEC I	0	0.00	0	0.00	1,125	0.00	1,125	0.00
INTERPRETIVE RESOURCE SPEC II	0	0.00	0	0.00	2,938	0.00	2,938	0.00
INTERPRETIVE RESOURCE SPC III	0	0.00	0	0.00	3,000	0.00	3,000	0.00

Department of Natural Resources

DECISION ITEM DETAIL

Budget Unit	FY 2013	FY 2013	FY 2014	FY 2014	FY 2015	FY 2015	FY 2015	FY 2015
Decision Item	ACTUAL	ACTUAL	BUDGET	BUDGET	DEPT REQ	DEPT REQ	GOV REC	GOV REC
Budget Object Class	DOLLAR	FTE	DOLLAR	FTE	DOLLAR	FTE	DOLLAR	FTE
STATE PARKS OPERATION								
Pay Plan FY14-Cost to Continue - 0000014								
INTERPRETIVE RESOURCE COORD	0	0.00	0	0.00	1,750	0.00	1,750	0.00
PARK RANGER CORPORAL	0	0.00	0	0.00	2,000	0.00	2,000	0.00
PARK RANGER	0	0.00	0	0.00	6,500	0.00	6,500	0.00
PARK RANGER SERGEANT	0	0.00	0	0.00	1,250	0.00	1,250	0.00
ENVIRONMENTAL SPEC IV	0	0.00	0	0.00	250	0.00	250	0.00
CAPITAL IMPROVEMENTS SPEC I	0	0.00	0	0.00	250	0.00	250	0.00
CAPITAL IMPROVEMENTS SPEC II	0	0.00	0	0.00	1,000	0.00	1,000	0.00
TECHNICAL ASSISTANT III	0	0.00	0	0.00	250	0.00	250	0.00
TECHNICAL ASSISTANT IV	0	0.00	0	0.00	1,500	0.00	1,500	0.00
DESIGN ENGR III	0	0.00	0	0.00	500	0.00	500	0.00
ARCHITECT II	0	0.00	0	0.00	750	0.00	750	0.00
ARCHITECT III	0	0.00	0	0.00	500	0.00	500	0.00
LAND SURVEYOR II	0	0.00	0	0.00	250	0.00	250	0.00
MAINTENANCE WORKER II	0	0.00	0	0.00	250	0.00	250	0.00
TRACTOR TRAILER DRIVER	0	0.00	0	0.00	250	0.00	250	0.00
BUILDING CONSTRUCTION WKR I	0	0.00	0	0.00	4,000	0.00	4,000	0.00
BUILDING CONSTRUCTION WKR II	0	0.00	0	0.00	3,250	0.00	3,250	0.00
BUILDING CONSTRUCTION SPV	0	0.00	0	0.00	250	0.00	250	0.00
HEAVY EQUIPMENT OPERATOR	0	0.00	0	0.00	2,438	0.00	2,438	0.00
PARK MAINTENANCE WKR I	0	0.00	0	0.00	438	0.00	438	0.00
PARK MAINTENANCE WKR II	0	0.00	0	0.00	23,000	0.00	23,000	0.00
PARK MAINTENANCE WKR III	0	0.00	0	0.00	13,000	0.00	13,000	0.00
CARPENTER	0	0.00	0	0.00	500	0.00	500	0.00
GRAPHICS SPV	0	0.00	0	0.00	250	0.00	250	0.00
SIGN MAKER I	0	0.00	0	0.00	250	0.00	250	0.00
SIGN MAKER II	0	0.00	0	0.00	250	0.00	250	0.00
FACILITIES OPERATIONS MGR B2	0	0.00	0	0.00	250	0.00	250	0.00
FISCAL & ADMINISTRATIVE MGR B2	0	0.00	0	0.00	250	0.00	250	0.00
FISCAL & ADMINISTRATIVE MGR B3	0	0.00	0	0.00	250	0.00	250	0.00
LAW ENFORCEMENT MGR B1	0	0.00	0	0.00	500	0.00	500	0.00
LAW ENFORCEMENT MGR B2	0	0.00	0	0.00	250	0.00	250	0.00
LAW ENFORCEMENT MGR B3	0	0.00	0	0.00	250	0.00	250	0.00

Department of Natural Resources

DECISION ITEM DETAIL

Budget Unit	FY 2013	FY 2013	FY 2014	FY 2014	FY 2015	FY 2015	FY 2015	FY 2015
Decision Item	ACTUAL	ACTUAL	BUDGET	BUDGET	DEPT REQ	DEPT REQ	GOV REC	GOV REC
Budget Object Class	DOLLAR	FTE	DOLLAR	FTE	DOLLAR	FTE	DOLLAR	FTE
STATE PARKS OPERATION								
Pay Plan FY14-Cost to Continue - 0000014								
NATURAL RESOURCES MGR B1	0	0.00	0	0.00	16,250	0.00	16,250	0.00
NATURAL RESOURCES MGR B2	0	0.00	0	0.00	2,000	0.00	2,000	0.00
DEPUTY DIVISION DIRECTOR	0	0.00	0	0.00	500	0.00	500	0.00
DESIGNATED PRINCIPAL ASST DIV	0	0.00	0	0.00	938	0.00	938	0.00
LEGAL COUNSEL	0	0.00	0	0.00	250	0.00	250	0.00
SEASONAL AIDE	0	0.00	0	0.00	36,879	0.00	36,879	0.00
TOTAL - PS	0	0.00	0	0.00	165,306	0.00	165,306	0.00
GRAND TOTAL	\$0	0.00	\$0	0.00	\$165,306	0.00	\$165,306	0.00
GENERAL REVENUE	\$0	0.00	\$0	0.00	\$0	0.00	\$0	0.00
FEDERAL FUNDS	\$0	0.00	\$0	0.00	\$1,193	0.00	\$1,193	0.00
OTHER FUNDS	\$0	0.00	\$0	0.00	\$164,113	0.00	\$164,113	0.00

Department of Natural Resources

DECISION ITEM DETAIL

Budget Unit	FY 2013	FY 2013	FY 2014	FY 2014	FY 2015	FY 2015	FY 2015	FY 2015
Decision Item	ACTUAL	ACTUAL	BUDGET	BUDGET	DEPT REQ	DEPT REQ	GOV REC	GOV REC
Budget Object Class	DOLLAR	FTE	DOLLAR	FTE	DOLLAR	FTE	DOLLAR	FTE
HISTORIC PRESERVATION								
Pay Plan FY14-Cost to Continue - 0000014								
ADMIN OFFICE SUPPORT ASSISTANT	0	0.00	0	0.00	250	0.00	250	0.00
SR OFC SUPPORT ASST (KEYBRD)	0	0.00	0	0.00	500	0.00	500	0.00
EXECUTIVE I	0	0.00	0	0.00	250	0.00	250	0.00
CULTURAL RESOURCE PRES II	0	0.00	0	0.00	2,250	0.00	2,250	0.00
ARCHITECT II	0	0.00	0	0.00	750	0.00	750	0.00
NATURAL RESOURCES MGR B2	0	0.00	0	0.00	250	0.00	250	0.00
OFFICE WORKER MISCELLANEOUS	0	0.00	0	0.00	63	0.00	63	0.00
TOTAL - PS	0	0.00	0	0.00	4,313	0.00	4,313	0.00
GRAND TOTAL	\$0	0.00	\$0	0.00	\$4,313	0.00	\$4,313	0.00
GENERAL REVENUE	\$0	0.00	\$0	0.00	\$0	0.00	\$0	0.00
FEDERAL FUNDS	\$0	0.00	\$0	0.00	\$2,528	0.00	\$2,528	0.00
OTHER FUNDS	\$0	0.00	\$0	0.00	\$1,785	0.00	\$1,785	0.00

NEW DECISION ITEM

RANK: 003 OF 999

Department of Natural Resources	Budget Unit <u>Various</u>
Agency Wide	
General Structure Adjustment - Cost of Living	DI#: <u>0000015</u>

1. AMOUNT OF REQUEST

	FY 2015 Budget Request				FY 2015 Governor's Recommendation			
	GR	Federal	Other	Total	GR	Federal	Other	Total
PS	0	0	0	0	84,572	237,147	609,341	931,060
EE	0	0	0	0	0	0	0	0
PSD	0	0	0	0	0	0	0	0
TRF	0	0	0	0	0	0	0	0
Total	0	0	0	0	84,572	237,147	609,341	931,060
FTE	0.00	0.00	0.00	0.00	0.00	0.00	0.00	0.00

Est. Fringe	0	0	0	0
--------------------	---	---	---	---

Note: Fringes budgeted in House Bill 5 except for certain fringes budgeted directly to MoDOT, Highway Patrol, and Conservation.

Est. Fringe	21,608	60,591	155,687	237,886
--------------------	--------	--------	---------	---------

Note: Fringes budgeted in House Bill 5 except for certain fringes budgeted directly to MoDOT, Highway Patrol, and Conservation.

Other Funds: Postclosure Fund (0198); Missouri Air Emission Reduction Fund (0267); State Parks Earnings Fund (0415); DNR Revolving Services Fund (0425); Historic Preservation Revolving Fund (0430); Cost Allocation Fund (0500); Natural Resources Protection Fund-Damages Subaccount (0555); Natural Resources Protection Fund-Water Pollution Permit Fee Subaccount (0568); Solid Waste Management Fund-Scrap Tire (0569); Solid Waste Management Fund (0570); Metallic Minerals Waste Management Fund (0575); Natural Resources Protection Fund-Air Pollution Asbestos Fee Subaccount (0584); Petroleum Storage Tank Insurance Fund (0585); Underground Storage Tank Regulation Program Fund (0586); Natural Resources Protection Fund-Air Pollution Permit Fee Subaccount (0594); Parks Sales Tax Fund (0613); Soil and Water Sales Tax Fund (0614); Water and Wastewater Loan Fund (0649); Environmental Radiation Monitoring Fund (0656); Groundwater Protection Fund (0660); Hazardous Waste Fund (0676); Safe Drinking Water Fund (0679); Coal Mine Land Reclamation Fund (0684); Oil and Gas Remedial Fund (0699); Economic Development Advancement Fund (0783); Geologic Resources Fund (0801); Dry-Cleaning Environmental Response Trust Fund (0898); Mined Land Reclamation Fund (0906); Babler State Park Fund (0911).

2. THIS REQUEST CAN BE CATEGORIZED AS:

<input type="checkbox"/> New Legislation	<input type="checkbox"/> New Program	<input type="checkbox"/> Fund Switch
<input type="checkbox"/> Federal Mandate	<input type="checkbox"/> Program Expansion	<input type="checkbox"/> Cost to Continue
<input type="checkbox"/> GR Pick-Up	<input type="checkbox"/> Space Request	<input type="checkbox"/> Equipment Replacement
<input checked="" type="checkbox"/> Pay Plan	<input type="checkbox"/> Other: _____	

NEW DECISION ITEM
RANK: 003 OF 999

Department of Natural Resources	Budget Unit Various
Agency Wide	
General Structure Adjustment - Cost of Living	DI#: 0000015

3. WHY IS THIS FUNDING NEEDED? PROVIDE AN EXPLANATION FOR ITEMS CHECKED IN #2. INCLUDE THE FEDERAL OR STATE STATUTORY OR CONSTITUTIONAL AUTHORIZATION FOR THIS PROGRAM.

The Governor's Fiscal Year 2015 budget includes a three percent pay raise for state employees, beginning January 1, 2015.

4. DESCRIBE THE DETAILED ASSUMPTIONS USED TO DERIVE THE SPECIFIC REQUESTED AMOUNT. (How did you determine that the requested number of FTE were appropriate? From what source or standard did you derive the requested levels of funding? Were alternatives such as outsourcing or automation considered? If based on new legislation, does request tie to TAFP fiscal note? If not, explain why. Detail which portions of the request are one-times and how those amounts were calculated.)

Three percent of the core personal services appropriation amounts was calculated. That amount was then adjusted to reflect 11 pay periods which is the number of pay periods that would be paid in Fiscal Year 2015 after January 1, 2015.

General Structure Adjustment costs by budgeting unit are as follows:

	GR	FED	OTH	TOTAL
Department Operations	2,668	19,050	32,377	54,095
Water Resources	19,269	5,049	510	24,828
Soil and Water Conservation			18,712	18,712
Division of Environmental Quality				
Water Protection	5,344	43,370	48,227	96,941
Air Pollution Control		13,665	51,688	65,353
Hazardous Waste		51,366	27,193	78,559
Solid Waste Management			24,189	24,189
Solid Waste Forfeitures	13		1	14
Land Reclamation		7,450	7,065	14,515
Regional Offices	31,007	44,786	51,481	127,274
Environmental Services	15,477	20,975	22,585	59,037
Environmental Quality Admin		12,531	3,764	16,295
DEQ Total	51,841	194,143	236,193	482,177
Petroleum Related Activities			9,680	9,680
Petroleum Storage Tank Ins Fund Staff			2,659	2,659
Geological Survey Operations	10,794	11,097	13,104	34,995
State Parks Operations		2,371	292,023	294,394
Historic Preservation		5,437	4,083	9,520
Department Totals	84,572	237,147	609,341	931,060

NEW DECISION ITEM
 RANK: 003 OF 999

Department of Natural Resources	Budget Unit <u>Various</u>
Agency Wide	
General Structure Adjustment - Cost of Living	DI#: <u>0000015</u>

5. BREAK DOWN THE REQUEST BY BUDGET OBJECT CLASS, JOB CLASS, AND FUND SOURCE. IDENTIFY ONE-TIME COSTS.

Budget Object Class/Job Class	Dept Req GR DOLLARS	Dept Req GR FTE	Dept Req FED DOLLARS	Dept Req FED FTE	Dept Req OTHER DOLLARS	Dept Req OTHER FTE	Dept Req TOTAL DOLLARS	Dept Req TOTAL FTE	Dept Req One-Time DOLLARS
							0	0.0	
							0	0.0	
Total PS	0	0.0	0	0.0	0	0.0	0	0.0	0
Grand Total	0	0.0	0	0.0	0	0.0	0	0.0	0

Budget Object Class/Job Class	Gov Rec GR DOLLARS	Gov Rec GR FTE	Gov Rec FED DOLLARS	Gov Rec FED FTE	Gov Rec OTHER DOLLARS	Gov Rec OTHER FTE	Gov Rec TOTAL DOLLARS	Gov Rec TOTAL FTE	Gov Rec One-Time DOLLARS
							0	0.0	
Personal Services - Various Job Classes	84,572		237,147		609,341		931,060	0.0	
Total PS	84,572	0.0	237,147	0.0	609,341	0.0	931,060	0.0	0
Grand Total	84,572	0.0	237,147	0.0	609,341	0.0	931,060	0.0	0

Department of Natural Resources

DECISION ITEM DETAIL

Budget Unit	FY 2013	FY 2013	FY 2014	FY 2014	FY 2015	FY 2015	FY 2015	FY 2015
Decision Item	ACTUAL	ACTUAL	BUDGET	BUDGET	DEPT REQ	DEPT REQ	GOV REC	GOV REC
Budget Object Class	DOLLAR	FTE	DOLLAR	FTE	DOLLAR	FTE	DOLLAR	FTE
DEPARTMENT OPERATIONS								
Pay Plan FY15-COLA - 0000015								
ADMIN OFFICE SUPPORT ASSISTANT	0	0.00	0	0.00	0	0.00	777	0.00
OFFICE SUPPORT ASST (KEYBRD)	0	0.00	0	0.00	0	0.00	315	0.00
SR OFC SUPPORT ASST (KEYBRD)	0	0.00	0	0.00	0	0.00	1,758	0.00
OFFICE SERVICES ASST	0	0.00	0	0.00	0	0.00	395	0.00
PROCUREMENT OFCR II	0	0.00	0	0.00	0	0.00	615	0.00
OFFICE SERVICES COOR	0	0.00	0	0.00	0	0.00	615	0.00
ACCOUNT CLERK II	0	0.00	0	0.00	0	0.00	703	0.00
SENIOR AUDITOR	0	0.00	0	0.00	0	0.00	1,801	0.00
ACCOUNTANT III	0	0.00	0	0.00	0	0.00	3	0.00
ACCOUNTING SPECIALIST I	0	0.00	0	0.00	0	0.00	980	0.00
ACCOUNTING SPECIALIST II	0	0.00	0	0.00	0	0.00	1,674	0.00
ACCOUNTING SPECIALIST III	0	0.00	0	0.00	0	0.00	2,042	0.00
BUDGET ANAL II	0	0.00	0	0.00	0	0.00	512	0.00
BUDGET ANAL III	0	0.00	0	0.00	0	0.00	2,032	0.00
PERSONNEL OFCR II	0	0.00	0	0.00	0	0.00	615	0.00
HUMAN RELATIONS OFCR I	0	0.00	0	0.00	0	0.00	536	0.00
PERSONNEL ANAL II	0	0.00	0	0.00	0	0.00	1,546	0.00
PUBLIC INFORMATION COOR	0	0.00	0	0.00	0	0.00	1,184	0.00
PUBLIC INFORMATION ADMSTR	0	0.00	0	0.00	0	0.00	1,562	0.00
TRAINING TECH I	0	0.00	0	0.00	0	0.00	493	0.00
TRAINING TECH II	0	0.00	0	0.00	0	0.00	570	0.00
EXECUTIVE I	0	0.00	0	0.00	0	0.00	843	0.00
MANAGEMENT ANALYSIS SPEC II	0	0.00	0	0.00	0	0.00	1,102	0.00
PLANNER III	0	0.00	0	0.00	0	0.00	2,126	0.00
PLANNER IV	0	0.00	0	0.00	0	0.00	927	0.00
PERSONNEL CLERK	0	0.00	0	0.00	0	0.00	1,184	0.00
MAINTENANCE WORKER II	0	0.00	0	0.00	0	0.00	407	0.00
MOTOR VEHICLE DRIVER	0	0.00	0	0.00	0	0.00	3	0.00
GRAPHIC ARTS SPEC III	0	0.00	0	0.00	0	0.00	582	0.00
ENVIRONMENTAL MGR B2	0	0.00	0	0.00	0	0.00	416	0.00
FACILITIES OPERATIONS MGR B2	0	0.00	0	0.00	0	0.00	785	0.00
FISCAL & ADMINISTRATIVE MGR B1	0	0.00	0	0.00	0	0.00	1,570	0.00

Department of Natural Resources

DECISION ITEM DETAIL

Budget Unit	FY 2013	FY 2013	FY 2014	FY 2014	FY 2015	FY 2015	FY 2015	FY 2015
Decision Item	ACTUAL	ACTUAL	BUDGET	BUDGET	DEPT REQ	DEPT REQ	GOV REC	GOV REC
Budget Object Class	DOLLAR	FTE	DOLLAR	FTE	DOLLAR	FTE	DOLLAR	FTE
DEPARTMENT OPERATIONS								
Pay Plan FY15-COLA - 0000015								
FISCAL & ADMINISTRATIVE MGR B2	0	0.00	0	0.00	0	0.00	2,660	0.00
HUMAN RESOURCES MGR B1	0	0.00	0	0.00	0	0.00	800	0.00
HUMAN RESOURCES MGR B2	0	0.00	0	0.00	0	0.00	1,758	0.00
STATE DEPARTMENT DIRECTOR	0	0.00	0	0.00	0	0.00	1,656	0.00
DEPUTY STATE DEPT DIRECTOR	0	0.00	0	0.00	0	0.00	1,519	0.00
DESIGNATED PRINCIPAL ASST DEPT	0	0.00	0	0.00	0	0.00	3,582	0.00
DIVISION DIRECTOR	0	0.00	0	0.00	0	0.00	1,313	0.00
DEPUTY DIVISION DIRECTOR	0	0.00	0	0.00	0	0.00	1,114	0.00
DESIGNATED PRINCIPAL ASST DIV	0	0.00	0	0.00	0	0.00	543	0.00
LEGAL COUNSEL	0	0.00	0	0.00	0	0.00	1,121	0.00
SPECIAL ASST PROFESSIONAL	0	0.00	0	0.00	0	0.00	7,356	0.00
TOTAL - PS	0	0.00	0	0.00	0	0.00	54,095	0.00
GRAND TOTAL	\$0	0.00	\$0	0.00	\$0	0.00	\$54,095	0.00
GENERAL REVENUE	\$0	0.00	\$0	0.00	\$0	0.00	\$2,668	0.00
FEDERAL FUNDS	\$0	0.00	\$0	0.00	\$0	0.00	\$19,050	0.00
OTHER FUNDS	\$0	0.00	\$0	0.00	\$0	0.00	\$32,377	0.00

Department of Natural Resources

DECISION ITEM DETAIL

Budget Unit	FY 2013	FY 2013	FY 2014	FY 2014	FY 2015	FY 2015	FY 2015	FY 2015
Decision Item	ACTUAL	ACTUAL	BUDGET	BUDGET	DEPT REQ	DEPT REQ	GOV REC	GOV REC
Budget Object Class	DOLLAR	FTE	DOLLAR	FTE	DOLLAR	FTE	DOLLAR	FTE
WATER RESOURCES								
Pay Plan FY15-COLA - 0000015								
ADMIN OFFICE SUPPORT ASSISTANT	0	0.00	0	0.00	0	0.00	383	0.00
PUBLIC INFORMATION COOR	0	0.00	0	0.00	0	0.00	123	0.00
ECONOMIST	0	0.00	0	0.00	0	0.00	768	0.00
ENVIRONMENTAL ENGR II	0	0.00	0	0.00	0	0.00	1,304	0.00
ENVIRONMENTAL ENGR III	0	0.00	0	0.00	0	0.00	1,540	0.00
TECHNICAL ASSISTANT III	0	0.00	0	0.00	0	0.00	422	0.00
TECHNICAL ASSISTANT IV	0	0.00	0	0.00	0	0.00	987	0.00
GEOLOGIST II	0	0.00	0	0.00	0	0.00	639	0.00
GEOLOGIST III	0	0.00	0	0.00	0	0.00	818	0.00
CIVIL ENGR DAM SAFETY	0	0.00	0	0.00	0	0.00	2,310	0.00
HYDROLOGIST II	0	0.00	0	0.00	0	0.00	581	0.00
HYDROLOGIST III	0	0.00	0	0.00	0	0.00	3,125	0.00
HYDROLOGIST IV	0	0.00	0	0.00	0	0.00	2,306	0.00
DESIGN/DEVELOP/SURVEY MGR B3	0	0.00	0	0.00	0	0.00	1,937	0.00
ENVIRONMENTAL MGR B1	0	0.00	0	0.00	0	0.00	765	0.00
ENVIRONMENTAL MGR B2	0	0.00	0	0.00	0	0.00	1,725	0.00
DESIGNATED PRINCIPAL ASST DEPT	0	0.00	0	0.00	0	0.00	510	0.00
DESIGNATED PRINCIPAL ASST DIV	0	0.00	0	0.00	0	0.00	204	0.00
MISCELLANEOUS TECHNICAL	0	0.00	0	0.00	0	0.00	2,273	0.00
SPECIAL ASST PROFESSIONAL	0	0.00	0	0.00	0	0.00	1,458	0.00
SPECIAL ASST OFFICE & CLERICAL	0	0.00	0	0.00	0	0.00	650	0.00
TOTAL - PS	0	0.00	0	0.00	0	0.00	24,828	0.00
GRAND TOTAL	\$0	0.00	\$0	0.00	\$0	0.00	\$24,828	0.00
GENERAL REVENUE	\$0	0.00	\$0	0.00	\$0	0.00	\$19,269	0.00
FEDERAL FUNDS	\$0	0.00	\$0	0.00	\$0	0.00	\$5,049	0.00
OTHER FUNDS	\$0	0.00	\$0	0.00	\$0	0.00	\$510	0.00

Department of Natural Resources

DECISION ITEM DETAIL

Budget Unit	FY 2013	FY 2013	FY 2014	FY 2014	FY 2015	FY 2015	FY 2015	FY 2015
Decision Item	ACTUAL	ACTUAL	BUDGET	BUDGET	DEPT REQ	DEPT REQ	GOV REC	GOV REC
Budget Object Class	DOLLAR	FTE	DOLLAR	FTE	DOLLAR	FTE	DOLLAR	FTE
SOIL & WATER CONSERVATION								
Pay Plan FY15-COLA - 0000015								
ADMIN OFFICE SUPPORT ASSISTANT	0	0.00	0	0.00	0	0.00	415	0.00
SR OFC SUPPORT ASST (KEYBRD)	0	0.00	0	0.00	0	0.00	352	0.00
SENIOR AUDITOR	0	0.00	0	0.00	0	0.00	706	0.00
PUBLIC INFORMATION COOR	0	0.00	0	0.00	0	0.00	492	0.00
ENV EDUCATION & INFO SPEC II	0	0.00	0	0.00	0	0.00	571	0.00
EXECUTIVE II	0	0.00	0	0.00	0	0.00	530	0.00
MANAGEMENT ANALYSIS SPEC I	0	0.00	0	0.00	0	0.00	539	0.00
MANAGEMENT ANALYSIS SPEC II	0	0.00	0	0.00	0	0.00	546	0.00
PLANNER III	0	0.00	0	0.00	0	0.00	655	0.00
ENVIRONMENTAL SPEC II	0	0.00	0	0.00	0	0.00	979	0.00
ENVIRONMENTAL SPEC III	0	0.00	0	0.00	0	0.00	5,959	0.00
ENVIRONMENTAL SPEC IV	0	0.00	0	0.00	0	0.00	1,962	0.00
ENVIRONMENTAL MGR B2	0	0.00	0	0.00	0	0.00	3,115	0.00
FISCAL & ADMINISTRATIVE MGR B1	0	0.00	0	0.00	0	0.00	690	0.00
DESIGNATED PRINCIPAL ASST DIV	0	0.00	0	0.00	0	0.00	204	0.00
STAFF DIRECTOR	0	0.00	0	0.00	0	0.00	997	0.00
TOTAL - PS	0	0.00	0	0.00	0	0.00	18,712	0.00
GRAND TOTAL	\$0	0.00	\$0	0.00	\$0	0.00	\$18,712	0.00
GENERAL REVENUE	\$0	0.00	\$0	0.00	\$0	0.00	\$0	0.00
FEDERAL FUNDS	\$0	0.00	\$0	0.00	\$0	0.00	\$0	0.00
OTHER FUNDS	\$0	0.00	\$0	0.00	\$0	0.00	\$18,712	0.00

Department of Natural Resources

DECISION ITEM DETAIL

Budget Unit	FY 2013	FY 2013	FY 2014	FY 2014	FY 2015	FY 2015	FY 2015	FY 2015
Decision Item	ACTUAL	ACTUAL	BUDGET	BUDGET	DEPT REQ	DEPT REQ	GOV REC	GOV REC
Budget Object Class	DOLLAR	FTE	DOLLAR	FTE	DOLLAR	FTE	DOLLAR	FTE
WATER PROTECTION PROGRAM								
Pay Plan FY15-COLA - 0000015								
ADMIN OFFICE SUPPORT ASSISTANT	0	0.00	0	0.00	0	0.00	4,078	0.00
OFFICE SUPPORT ASST (KEYBRD)	0	0.00	0	0.00	0	0.00	634	0.00
SR OFC SUPPORT ASST (KEYBRD)	0	0.00	0	0.00	0	0.00	5,934	0.00
ACCOUNTING SPECIALIST II	0	0.00	0	0.00	0	0.00	3,618	0.00
RESEARCH ANAL II	0	0.00	0	0.00	0	0.00	1,404	0.00
RESEARCH ANAL III	0	0.00	0	0.00	0	0.00	560	0.00
PUBLIC INFORMATION SPEC II	0	0.00	0	0.00	0	0.00	484	0.00
EXECUTIVE I	0	0.00	0	0.00	0	0.00	889	0.00
MANAGEMENT ANALYSIS SPEC II	0	0.00	0	0.00	0	0.00	2,483	0.00
PLANNER I	0	0.00	0	0.00	0	0.00	493	0.00
PLANNER II	0	0.00	0	0.00	0	0.00	603	0.00
PLANNER III	0	0.00	0	0.00	0	0.00	1,993	0.00
ENVIRONMENTAL SPEC III	0	0.00	0	0.00	0	0.00	28,541	0.00
ENVIRONMENTAL SPEC IV	0	0.00	0	0.00	0	0.00	11,969	0.00
ENVIRONMENTAL ENGR II	0	0.00	0	0.00	0	0.00	9,678	0.00
ENVIRONMENTAL ENGR III	0	0.00	0	0.00	0	0.00	7,849	0.00
ENVIRONMENTAL ENGR IV	0	0.00	0	0.00	0	0.00	1,849	0.00
WATER SPEC III	0	0.00	0	0.00	0	0.00	1,132	0.00
ENVIRONMENTAL MGR B1	0	0.00	0	0.00	0	0.00	1,649	0.00
ENVIRONMENTAL MGR B2	0	0.00	0	0.00	0	0.00	5,544	0.00
ENVIRONMENTAL MGR B3	0	0.00	0	0.00	0	0.00	959	0.00
FISCAL & ADMINISTRATIVE MGR B1	0	0.00	0	0.00	0	0.00	1,353	0.00
FISCAL & ADMINISTRATIVE MGR B2	0	0.00	0	0.00	0	0.00	816	0.00
DESIGNATED PRINCIPAL ASST DIV	0	0.00	0	0.00	0	0.00	407	0.00
STAFF DIRECTOR	0	0.00	0	0.00	0	0.00	1,087	0.00
PRINCIPAL ASST BOARD/COMMISSON	0	0.00	0	0.00	0	0.00	935	0.00
TOTAL - PS	0	0.00	0	0.00	0	0.00	96,941	0.00
GRAND TOTAL	\$0	0.00	\$0	0.00	\$0	0.00	\$96,941	0.00
GENERAL REVENUE	\$0	0.00	\$0	0.00	\$0	0.00	\$5,344	0.00
FEDERAL FUNDS	\$0	0.00	\$0	0.00	\$0	0.00	\$43,370	0.00
OTHER FUNDS	\$0	0.00	\$0	0.00	\$0	0.00	\$48,227	0.00

Department of Natural Resources

DECISION ITEM DETAIL

Budget Unit	FY 2013	FY 2013	FY 2014	FY 2014	FY 2015	FY 2015	FY 2015	FY 2015
Decision Item	ACTUAL	ACTUAL	BUDGET	BUDGET	DEPT REQ	DEPT REQ	GOV REC	GOV REC
Budget Object Class	DOLLAR	FTE	DOLLAR	FTE	DOLLAR	FTE	DOLLAR	FTE
AIR POLLUTION CONTROL PGRM								
Pay Plan FY15-COLA - 0000015								
ADMIN OFFICE SUPPORT ASSISTANT	0	0.00	0	0.00	0	0.00	791	0.00
OFFICE SUPPORT ASST (KEYBRD)	0	0.00	0	0.00	0	0.00	875	0.00
SR OFC SUPPORT ASST (KEYBRD)	0	0.00	0	0.00	0	0.00	3,180	0.00
ACCOUNT CLERK II	0	0.00	0	0.00	0	0.00	4	0.00
ACCOUNTANT III	0	0.00	0	0.00	0	0.00	592	0.00
ACCOUNTING ANAL II	0	0.00	0	0.00	0	0.00	1,059	0.00
RESEARCH ANAL II	0	0.00	0	0.00	0	0.00	995	0.00
RESEARCH ANAL III	0	0.00	0	0.00	0	0.00	1,735	0.00
PUBLIC INFORMATION SPEC II	0	0.00	0	0.00	0	0.00	493	0.00
EXECUTIVE I	0	0.00	0	0.00	0	0.00	444	0.00
TOXICOLOGIST	0	0.00	0	0.00	0	0.00	802	0.00
ENVIRONMENTAL SPEC III	0	0.00	0	0.00	0	0.00	13,030	0.00
ENVIRONMENTAL SPEC IV	0	0.00	0	0.00	0	0.00	8,575	0.00
ENVIRONMENTAL ENGR II	0	0.00	0	0.00	0	0.00	17,677	0.00
ENVIRONMENTAL ENGR III	0	0.00	0	0.00	0	0.00	7,451	0.00
ENVIRONMENTAL ENGR IV	0	0.00	0	0.00	0	0.00	1,779	0.00
ENVIRONMENTAL MGR B1	0	0.00	0	0.00	0	0.00	786	0.00
ENVIRONMENTAL MGR B2	0	0.00	0	0.00	0	0.00	3,292	0.00
FISCAL & ADMINISTRATIVE MGR B1	0	0.00	0	0.00	0	0.00	705	0.00
STAFF DIRECTOR	0	0.00	0	0.00	0	0.00	1,088	0.00
TOTAL - PS	0	0.00	0	0.00	0	0.00	65,353	0.00
GRAND TOTAL	\$0	0.00	\$0	0.00	\$0	0.00	\$65,353	0.00
GENERAL REVENUE	\$0	0.00	\$0	0.00	\$0	0.00	\$0	0.00
FEDERAL FUNDS	\$0	0.00	\$0	0.00	\$0	0.00	\$13,665	0.00
OTHER FUNDS	\$0	0.00	\$0	0.00	\$0	0.00	\$51,688	0.00

Department of Natural Resources

DECISION ITEM DETAIL

Budget Unit	FY 2013	FY 2013	FY 2014	FY 2014	FY 2015	FY 2015	FY 2015	FY 2015
Decision Item	ACTUAL	ACTUAL	BUDGET	BUDGET	DEPT REQ	DEPT REQ	GOV REC	GOV REC
Budget Object Class	DOLLAR	FTE	DOLLAR	FTE	DOLLAR	FTE	DOLLAR	FTE
HAZARDOUS WASTE PROGRAM								
Pay Plan FY15-COLA - 0000015								
ADMIN OFFICE SUPPORT ASSISTANT	0	0.00	0	0.00	0	0.00	2,057	0.00
OFFICE SUPPORT ASST (KEYBRD)	0	0.00	0	0.00	0	0.00	2,242	0.00
SR OFC SUPPORT ASST (KEYBRD)	0	0.00	0	0.00	0	0.00	4,051	0.00
RESEARCH ANAL I	0	0.00	0	0.00	0	0.00	3	0.00
RESEARCH ANAL II	0	0.00	0	0.00	0	0.00	986	0.00
PUBLIC INFORMATION SPEC II	0	0.00	0	0.00	0	0.00	238	0.00
EXECUTIVE I	0	0.00	0	0.00	0	0.00	422	0.00
EXECUTIVE II	0	0.00	0	0.00	0	0.00	492	0.00
MANAGEMENT ANALYSIS SPEC II	0	0.00	0	0.00	0	0.00	1,745	0.00
PLANNER II	0	0.00	0	0.00	0	0.00	4,182	0.00
PLANNER III	0	0.00	0	0.00	0	0.00	2,603	0.00
ENVIRONMENTAL SPEC III	0	0.00	0	0.00	0	0.00	19,240	0.00
ENVIRONMENTAL SPEC IV	0	0.00	0	0.00	0	0.00	12,757	0.00
ENVIRONMENTAL ENGR II	0	0.00	0	0.00	0	0.00	8,590	0.00
ENVIRONMENTAL ENGR III	0	0.00	0	0.00	0	0.00	9,215	0.00
ENVIRONMENTAL ENGR IV	0	0.00	0	0.00	0	0.00	2,650	0.00
ENVIRONMENTAL MGR B2	0	0.00	0	0.00	0	0.00	5,169	0.00
FISCAL & ADMINISTRATIVE MGR B2	0	0.00	0	0.00	0	0.00	801	0.00
STAFF DIRECTOR	0	0.00	0	0.00	0	0.00	1,087	0.00
COMMISSION MEMBER	0	0.00	0	0.00	0	0.00	29	0.00
TOTAL - PS	0	0.00	0	0.00	0	0.00	78,559	0.00
GRAND TOTAL	\$0	0.00	\$0	0.00	\$0	0.00	\$78,559	0.00
GENERAL REVENUE	\$0	0.00	\$0	0.00	\$0	0.00	\$0	0.00
FEDERAL FUNDS	\$0	0.00	\$0	0.00	\$0	0.00	\$51,366	0.00
OTHER FUNDS	\$0	0.00	\$0	0.00	\$0	0.00	\$27,193	0.00

Department of Natural Resources

DECISION ITEM DETAIL

Budget Unit	FY 2013	FY 2013	FY 2014	FY 2014	FY 2015	FY 2015	FY 2015	FY 2015
Decision Item	ACTUAL	ACTUAL	BUDGET	BUDGET	DEPT REQ	DEPT REQ	GOV REC	GOV REC
Budget Object Class	DOLLAR	FTE	DOLLAR	FTE	DOLLAR	FTE	DOLLAR	FTE
PETROLEUM RELATED ACTIVITIES								
Pay Plan FY15-COLA - 0000015								
ENVIRONMENTAL SPEC III	0	0.00	0	0.00	0	0.00	9,680	0.00
TOTAL - PS	0	0.00	0	0.00	0	0.00	9,680	0.00
GRAND TOTAL	\$0	0.00	\$0	0.00	\$0	0.00	\$9,680	0.00
GENERAL REVENUE	\$0	0.00	\$0	0.00	\$0	0.00	\$0	0.00
FEDERAL FUNDS	\$0	0.00	\$0	0.00	\$0	0.00	\$0	0.00
OTHER FUNDS	\$0	0.00	\$0	0.00	\$0	0.00	\$9,680	0.00

Department of Natural Resources

DECISION ITEM DETAIL

Budget Unit	FY 2013	FY 2013	FY 2014	FY 2014	FY 2015	FY 2015	FY 2015	FY 2015
Decision Item	ACTUAL	ACTUAL	BUDGET	BUDGET	DEPT REQ	DEPT REQ	GOV REC	GOV REC
Budget Object Class	DOLLAR	FTE	DOLLAR	FTE	DOLLAR	FTE	DOLLAR	FTE
SOLID WASTE MGMT PROGRAM								
Pay Plan FY15-COLA - 0000015								
ADMIN OFFICE SUPPORT ASSISTANT	0	0.00	0	0.00	0	0.00	765	0.00
SR OFC SUPPORT ASST (KEYBRD)	0	0.00	0	0.00	0	0.00	1,055	0.00
ACCOUNTING SPECIALIST II	0	0.00	0	0.00	0	0.00	669	0.00
RESEARCH ANAL II	0	0.00	0	0.00	0	0.00	492	0.00
PUBLIC INFORMATION SPEC II	0	0.00	0	0.00	0	0.00	238	0.00
MANAGEMENT ANALYSIS SPEC I	0	0.00	0	0.00	0	0.00	511	0.00
MANAGEMENT ANALYSIS SPEC II	0	0.00	0	0.00	0	0.00	603	0.00
PLANNER II	0	0.00	0	0.00	0	0.00	1,191	0.00
PLANNER III	0	0.00	0	0.00	0	0.00	669	0.00
ENVIRONMENTAL SPEC III	0	0.00	0	0.00	0	0.00	5,297	0.00
ENVIRONMENTAL SPEC IV	0	0.00	0	0.00	0	0.00	2,057	0.00
ENVIRONMENTAL ENGR II	0	0.00	0	0.00	0	0.00	4,191	0.00
ENVIRONMENTAL ENGR III	0	0.00	0	0.00	0	0.00	3,065	0.00
ENVIRONMENTAL MGR B2	0	0.00	0	0.00	0	0.00	1,651	0.00
FISCAL & ADMINISTRATIVE MGR B2	0	0.00	0	0.00	0	0.00	738	0.00
STAFF DIRECTOR	0	0.00	0	0.00	0	0.00	997	0.00
TOTAL - PS	0	0.00	0	0.00	0	0.00	24,189	0.00
GRAND TOTAL	\$0	0.00	\$0	0.00	\$0	0.00	\$24,189	0.00
GENERAL REVENUE	\$0	0.00	\$0	0.00	\$0	0.00	\$0	0.00
FEDERAL FUNDS	\$0	0.00	\$0	0.00	\$0	0.00	\$0	0.00
OTHER FUNDS	\$0	0.00	\$0	0.00	\$0	0.00	\$24,189	0.00

Department of Natural Resources

DECISION ITEM DETAIL

Budget Unit	FY 2013	FY 2013	FY 2014	FY 2014	FY 2015	FY 2015	FY 2015	FY 2015
Decision Item	ACTUAL	ACTUAL	BUDGET	BUDGET	DEPT REQ	DEPT REQ	GOV REC	GOV REC
Budget Object Class	DOLLAR	FTE	DOLLAR	FTE	DOLLAR	FTE	DOLLAR	FTE
SOLID WASTE FORFEITURES								
Pay Plan FY15-COLA - 0000015								
ENVIRONMENTAL ENGR III	0	0.00	0	0.00	0	0.00	14	0.00
TOTAL - PS	0	0.00	0	0.00	0	0.00	14	0.00
GRAND TOTAL	\$0	0.00	\$0	0.00	\$0	0.00	\$14	0.00
GENERAL REVENUE	\$0	0.00	\$0	0.00	\$0	0.00	\$13	0.00
FEDERAL FUNDS	\$0	0.00	\$0	0.00	\$0	0.00	\$0	0.00
OTHER FUNDS	\$0	0.00	\$0	0.00	\$0	0.00	\$1	0.00

Department of Natural Resources

DECISION ITEM DETAIL

Budget Unit	FY 2013	FY 2013	FY 2014	FY 2014	FY 2015	FY 2015	FY 2015	FY 2015
Decision Item	ACTUAL	ACTUAL	BUDGET	BUDGET	DEPT REQ	DEPT REQ	GOV REC	GOV REC
Budget Object Class	DOLLAR	FTE	DOLLAR	FTE	DOLLAR	FTE	DOLLAR	FTE
LAND RECLAMATION PROGRAM								
Pay Plan FY15-COLA - 0000015								
ADMIN OFFICE SUPPORT ASSISTANT	0	0.00	0	0.00	0	0.00	395	0.00
SR OFC SUPPORT ASST (KEYBRD)	0	0.00	0	0.00	0	0.00	739	0.00
MANAGEMENT ANALYSIS SPEC II	0	0.00	0	0.00	0	0.00	572	0.00
PLANNER III	0	0.00	0	0.00	0	0.00	695	0.00
ENVIRONMENTAL SPEC III	0	0.00	0	0.00	0	0.00	6,859	0.00
ENVIRONMENTAL SPEC IV	0	0.00	0	0.00	0	0.00	1,992	0.00
ENVIRONMENTAL ENGR II	0	0.00	0	0.00	0	0.00	709	0.00
ENVIRONMENTAL ENGR III	0	0.00	0	0.00	0	0.00	1,556	0.00
STAFF DIRECTOR	0	0.00	0	0.00	0	0.00	998	0.00
TOTAL - PS	0	0.00	0	0.00	0	0.00	14,515	0.00
GRAND TOTAL	\$0	0.00	\$0	0.00	\$0	0.00	\$14,515	0.00
GENERAL REVENUE	\$0	0.00	\$0	0.00	\$0	0.00	\$0	0.00
FEDERAL FUNDS	\$0	0.00	\$0	0.00	\$0	0.00	\$7,450	0.00
OTHER FUNDS	\$0	0.00	\$0	0.00	\$0	0.00	\$7,065	0.00

Department of Natural Resources

DECISION ITEM DETAIL

Budget Unit	FY 2013	FY 2013	FY 2014	FY 2014	FY 2015	FY 2015	FY 2015	FY 2015
Decision Item	ACTUAL	ACTUAL	BUDGET	BUDGET	DEPT REQ	DEPT REQ	GOV REC	GOV REC
Budget Object Class	DOLLAR	FTE	DOLLAR	FTE	DOLLAR	FTE	DOLLAR	FTE
REGIONAL OFFICES								
Pay Plan FY15-COLA - 0000015								
OFFICE SUPPORT ASST (KEYBRD)	0	0.00	0	0.00	0	0.00	2,912	0.00
SR OFC SUPPORT ASST (KEYBRD)	0	0.00	0	0.00	0	0.00	5,335	0.00
EXECUTIVE II	0	0.00	0	0.00	0	0.00	2,464	0.00
ENVIRONMENTAL SPEC III	0	0.00	0	0.00	0	0.00	57,180	0.00
ENVIRONMENTAL SPEC IV	0	0.00	0	0.00	0	0.00	20,466	0.00
ENVIRONMENTAL ENGR II	0	0.00	0	0.00	0	0.00	13,249	0.00
ENVIRONMENTAL ENGR III	0	0.00	0	0.00	0	0.00	5,443	0.00
ENVIRONMENTAL ENGR IV	0	0.00	0	0.00	0	0.00	951	0.00
WATER SPEC III	0	0.00	0	0.00	0	0.00	6,043	0.00
TECHNICAL ASSISTANT II	0	0.00	0	0.00	0	0.00	2,717	0.00
ENVIRONMENTAL MGR B1	0	0.00	0	0.00	0	0.00	2,328	0.00
ENVIRONMENTAL MGR B2	0	0.00	0	0.00	0	0.00	3,191	0.00
ENVIRONMENTAL MGR B3	0	0.00	0	0.00	0	0.00	4,995	0.00
TOTAL - PS	0	0.00	0	0.00	0	0.00	127,274	0.00
GRAND TOTAL	\$0	0.00	\$0	0.00	\$0	0.00	\$127,274	0.00
GENERAL REVENUE	\$0	0.00	\$0	0.00	\$0	0.00	\$31,007	0.00
FEDERAL FUNDS	\$0	0.00	\$0	0.00	\$0	0.00	\$44,786	0.00
OTHER FUNDS	\$0	0.00	\$0	0.00	\$0	0.00	\$51,481	0.00

Department of Natural Resources

DECISION ITEM DETAIL

Budget Unit	FY 2013	FY 2013	FY 2014	FY 2014	FY 2015	FY 2015	FY 2015	FY 2015
Decision Item	ACTUAL	ACTUAL	BUDGET	BUDGET	DEPT REQ	DEPT REQ	GOV REC	GOV REC
Budget Object Class	DOLLAR	FTE	DOLLAR	FTE	DOLLAR	FTE	DOLLAR	FTE
ENVIRONMENTAL SERVICES PRGM								
Pay Plan FY15-COLA - 0000015								
ADMIN OFFICE SUPPORT ASSISTANT	0	0.00	0	0.00	0	0.00	1,290	0.00
SR OFC SUPPORT ASST (KEYBRD)	0	0.00	0	0.00	0	0.00	1,927	0.00
PROCUREMENT OFCR I	0	0.00	0	0.00	0	0.00	512	0.00
ACCOUNT CLERK II	0	0.00	0	0.00	0	0.00	352	0.00
EXECUTIVE I	0	0.00	0	0.00	0	0.00	444	0.00
MANAGEMENT ANALYSIS SPEC I	0	0.00	0	0.00	0	0.00	571	0.00
PLANNER II	0	0.00	0	0.00	0	0.00	615	0.00
OCCUPTNL SFTY & HLTH CNSLT III	0	0.00	0	0.00	0	0.00	592	0.00
CHEMIST II	0	0.00	0	0.00	0	0.00	3	0.00
CHEMIST III	0	0.00	0	0.00	0	0.00	8,398	0.00
CHEMIST IV	0	0.00	0	0.00	0	0.00	2,013	0.00
ENVIRONMENTAL SPEC III	0	0.00	0	0.00	0	0.00	26,935	0.00
ENVIRONMENTAL SPEC IV	0	0.00	0	0.00	0	0.00	8,635	0.00
TECHNICAL ASSISTANT II	0	0.00	0	0.00	0	0.00	1,181	0.00
EMERGENCY MGMNT OFCR	0	0.00	0	0.00	0	0.00	456	0.00
ENVIRONMENTAL MGR B1	0	0.00	0	0.00	0	0.00	1,570	0.00
ENVIRONMENTAL MGR B2	0	0.00	0	0.00	0	0.00	835	0.00
ENVIRONMENTAL MGR B3	0	0.00	0	0.00	0	0.00	999	0.00
FISCAL & ADMINISTRATIVE MGR B1	0	0.00	0	0.00	0	0.00	874	0.00
LABORATORY MANAGER B2	0	0.00	0	0.00	0	0.00	835	0.00
TOTAL - PS	0	0.00	0	0.00	0	0.00	59,037	0.00
GRAND TOTAL	\$0	0.00	\$0	0.00	\$0	0.00	\$59,037	0.00
GENERAL REVENUE	\$0	0.00	\$0	0.00	\$0	0.00	\$15,477	0.00
FEDERAL FUNDS	\$0	0.00	\$0	0.00	\$0	0.00	\$20,975	0.00
OTHER FUNDS	\$0	0.00	\$0	0.00	\$0	0.00	\$22,585	0.00

Department of Natural Resources

DECISION ITEM DETAIL

Budget Unit	FY 2013	FY 2013	FY 2014	FY 2014	FY 2015	FY 2015	FY 2015	FY 2015
Decision Item	ACTUAL	ACTUAL	BUDGET	BUDGET	DEPT REQ	DEPT REQ	GOV REC	GOV REC
Budget Object Class	DOLLAR	FTE	DOLLAR	FTE	DOLLAR	FTE	DOLLAR	FTE
ENVIRONMENTAL QUALITY ADMIN								
Pay Plan FY15-COLA - 0000015								
ADMIN OFFICE SUPPORT ASSISTANT	0	0.00	0	0.00	0	0.00	882	0.00
BUDGET ANAL III	0	0.00	0	0.00	0	0.00	655	0.00
PUBLIC INFORMATION COOR	0	0.00	0	0.00	0	0.00	1,229	0.00
MANAGEMENT ANALYSIS SPEC I	0	0.00	0	0.00	0	0.00	581	0.00
MANAGEMENT ANALYSIS SPEC II	0	0.00	0	0.00	0	0.00	1,860	0.00
GRAPHIC ARTS SPEC II	0	0.00	0	0.00	0	0.00	394	0.00
ENVIRONMENTAL MGR B2	0	0.00	0	0.00	0	0.00	1,767	0.00
FISCAL & ADMINISTRATIVE MGR B3	0	0.00	0	0.00	0	0.00	1,001	0.00
INVESTIGATION MGR B1	0	0.00	0	0.00	0	0.00	1,391	0.00
DIVISION DIRECTOR	0	0.00	0	0.00	0	0.00	1,362	0.00
DEPUTY DIVISION DIRECTOR	0	0.00	0	0.00	0	0.00	2,302	0.00
DESIGNATED PRINCIPAL ASST DIV	0	0.00	0	0.00	0	0.00	1,567	0.00
LEGAL COUNSEL	0	0.00	0	0.00	0	0.00	1,304	0.00
TOTAL - PS	0	0.00	0	0.00	0	0.00	16,295	0.00
GRAND TOTAL	\$0	0.00	\$0	0.00	\$0	0.00	\$16,295	0.00
GENERAL REVENUE	\$0	0.00	\$0	0.00	\$0	0.00	\$0	0.00
FEDERAL FUNDS	\$0	0.00	\$0	0.00	\$0	0.00	\$12,531	0.00
OTHER FUNDS	\$0	0.00	\$0	0.00	\$0	0.00	\$3,764	0.00

Department of Natural Resources

DECISION ITEM DETAIL

Budget Unit	FY 2013	FY 2013	FY 2014	FY 2014	FY 2015	FY 2015	FY 2015	FY 2015
Decision Item	ACTUAL	ACTUAL	BUDGET	BUDGET	DEPT REQ	DEPT REQ	GOV REC	GOV REC
Budget Object Class	DOLLAR	FTE	DOLLAR	FTE	DOLLAR	FTE	DOLLAR	FTE
AGENCY WIDE TANK BOARD								
Pay Plan FY15-COLA - 0000015								
PROGRAM MANAGER	0	0.00	0	0.00	0	0.00	957	0.00
EXECUTIVE DIRECTOR	0	0.00	0	0.00	0	0.00	1,185	0.00
ADMINISTRATIVE ASSISTANT	0	0.00	0	0.00	0	0.00	517	0.00
TOTAL - PS	0	0.00	0	0.00	0	0.00	2,659	0.00
GRAND TOTAL	\$0	0.00	\$0	0.00	\$0	0.00	\$2,659	0.00
GENERAL REVENUE	\$0	0.00	\$0	0.00	\$0	0.00	\$0	0.00
FEDERAL FUNDS	\$0	0.00	\$0	0.00	\$0	0.00	\$0	0.00
OTHER FUNDS	\$0	0.00	\$0	0.00	\$0	0.00	\$2,659	0.00

Department of Natural Resources

DECISION ITEM DETAIL

Budget Unit	FY 2013	FY 2013	FY 2014	FY 2014	FY 2015	FY 2015	FY 2015	FY 2015
Decision Item	ACTUAL	ACTUAL	BUDGET	BUDGET	DEPT REQ	DEPT REQ	GOV REC	GOV REC
Budget Object Class	DOLLAR	FTE	DOLLAR	FTE	DOLLAR	FTE	DOLLAR	FTE
GEOLOGICAL SURVEY OPERATIONS								
Pay Plan FY15-COLA - 0000015								
ADMIN OFFICE SUPPORT ASSISTANT	0	0.00	0	0.00	0	0.00	1,530	0.00
OFFICE SUPPORT ASST (KEYBRD)	0	0.00	0	0.00	0	0.00	315	0.00
SR OFC SUPPORT ASST (KEYBRD)	0	0.00	0	0.00	0	0.00	1,055	0.00
ACCOUNTANT I	0	0.00	0	0.00	0	0.00	421	0.00
PUBLIC INFORMATION COOR	0	0.00	0	0.00	0	0.00	530	0.00
EXECUTIVE I	0	0.00	0	0.00	0	0.00	443	0.00
EXECUTIVE II	0	0.00	0	0.00	0	0.00	539	0.00
PLANNER II	0	0.00	0	0.00	0	0.00	3	0.00
ENVIRONMENTAL SPEC III	0	0.00	0	0.00	0	0.00	557	0.00
TECHNICAL ASSISTANT II	0	0.00	0	0.00	0	0.00	444	0.00
TECHNICAL ASSISTANT III	0	0.00	0	0.00	0	0.00	1,286	0.00
TECHNICAL ASSISTANT IV	0	0.00	0	0.00	0	0.00	1,452	0.00
GEOLOGIST I	0	0.00	0	0.00	0	0.00	515	0.00
GEOLOGIST II	0	0.00	0	0.00	0	0.00	11,025	0.00
GEOLOGIST III	0	0.00	0	0.00	0	0.00	1,380	0.00
GEOLOGIST IV	0	0.00	0	0.00	0	0.00	5,135	0.00
LABORER II	0	0.00	0	0.00	0	0.00	314	0.00
MAINTENANCE WORKER II	0	0.00	0	0.00	0	0.00	395	0.00
GRAPHIC ARTS SPEC II	0	0.00	0	0.00	0	0.00	395	0.00
ENVIRONMENTAL MGR B2	0	0.00	0	0.00	0	0.00	2,373	0.00
ENVIRONMENTAL MGR B3	0	0.00	0	0.00	0	0.00	942	0.00
FISCAL & ADMINISTRATIVE MGR B2	0	0.00	0	0.00	0	0.00	873	0.00
DIVISION DIRECTOR	0	0.00	0	0.00	0	0.00	1,172	0.00
DEPUTY DIVISION DIRECTOR	0	0.00	0	0.00	0	0.00	1,027	0.00
DESIGNATED PRINCIPAL ASST DIV	0	0.00	0	0.00	0	0.00	626	0.00
MISCELLANEOUS TECHNICAL	0	0.00	0	0.00	0	0.00	82	0.00

Department of Natural Resources

DECISION ITEM DETAIL

Budget Unit	FY 2013	FY 2013	FY 2014	FY 2014	FY 2015	FY 2015	FY 2015	FY 2015
Decision Item	ACTUAL	ACTUAL	BUDGET	BUDGET	DEPT REQ	DEPT REQ	GOV REC	GOV REC
Budget Object Class	DOLLAR	FTE	DOLLAR	FTE	DOLLAR	FTE	DOLLAR	FTE
GEOLOGICAL SURVEY OPERATIONS								
Pay Plan FY15-COLA - 0000015								
MISCELLANEOUS PROFESSIONAL	0	0.00	0	0.00	0	0.00	166	0.00
TOTAL - PS	0	0.00	0	0.00	0	0.00	34,995	0.00
GRAND TOTAL	\$0	0.00	\$0	0.00	\$0	0.00	\$34,995	0.00
GENERAL REVENUE	\$0	0.00	\$0	0.00	\$0	0.00	\$10,794	0.00
FEDERAL FUNDS	\$0	0.00	\$0	0.00	\$0	0.00	\$11,097	0.00
OTHER FUNDS	\$0	0.00	\$0	0.00	\$0	0.00	\$13,104	0.00

Department of Natural Resources

DECISION ITEM DETAIL

Budget Unit	FY 2013	FY 2013	FY 2014	FY 2014	FY 2015	FY 2015	FY 2015	FY 2015
Decision Item	ACTUAL	ACTUAL	BUDGET	BUDGET	DEPT REQ	DEPT REQ	GOV REC	GOV REC
Budget Object Class	DOLLAR	FTE	DOLLAR	FTE	DOLLAR	FTE	DOLLAR	FTE
STATE PARKS OPERATION								
Pay Plan FY15-COLA - 0000015								
SR OFC SUPPORT ASST (CLERICAL)	0	0.00	0	0.00	0	0.00	3	0.00
ADMIN OFFICE SUPPORT ASSISTANT	0	0.00	0	0.00	0	0.00	5,074	0.00
OFFICE SUPPORT ASST (KEYBRD)	0	0.00	0	0.00	0	0.00	2,636	0.00
SR OFC SUPPORT ASST (KEYBRD)	0	0.00	0	0.00	0	0.00	10,012	0.00
STOREKEEPER I	0	0.00	0	0.00	0	0.00	949	0.00
SUPPLY MANAGER I	0	0.00	0	0.00	0	0.00	444	0.00
PROCUREMENT OFCR I	0	0.00	0	0.00	0	0.00	511	0.00
ACCOUNT CLERK II	0	0.00	0	0.00	0	0.00	1,040	0.00
BUDGET ANAL III	0	0.00	0	0.00	0	0.00	611	0.00
PUBLIC INFORMATION SPEC I	0	0.00	0	0.00	0	0.00	268	0.00
PUBLIC INFORMATION ADMSTR	0	0.00	0	0.00	0	0.00	639	0.00
EXECUTIVE I	0	0.00	0	0.00	0	0.00	2,126	0.00
EXECUTIVE II	0	0.00	0	0.00	0	0.00	476	0.00
RISK MANAGEMENT SPEC II	0	0.00	0	0.00	0	0.00	639	0.00
MANAGEMENT ANALYSIS SPEC I	0	0.00	0	0.00	0	0.00	1,022	0.00
MANAGEMENT ANALYSIS SPEC II	0	0.00	0	0.00	0	0.00	615	0.00
PLANNER II	0	0.00	0	0.00	0	0.00	1,765	0.00
PLANNER III	0	0.00	0	0.00	0	0.00	2,800	0.00
MUSEUM CURATOR I	0	0.00	0	0.00	0	0.00	3	0.00
MUSEUM CURATOR II	0	0.00	0	0.00	0	0.00	1,660	0.00
MUSEUM CURATOR COORDINATOR	0	0.00	0	0.00	0	0.00	592	0.00
CULTURAL RESOURCE PRES II	0	0.00	0	0.00	0	0.00	1,795	0.00
NATURAL RESOURCES STEWARD	0	0.00	0	0.00	0	0.00	4,115	0.00
PARK/HISTORIC SITE SPEC I	0	0.00	0	0.00	0	0.00	432	0.00
PARK/HISTORIC SITE SPEC II	0	0.00	0	0.00	0	0.00	3,737	0.00
PARK/HISTORIC SITE SPEC III	0	0.00	0	0.00	0	0.00	12,565	0.00
PARK OPERATIONS & PLNG SPEC I	0	0.00	0	0.00	0	0.00	418	0.00
PARK OPERATIONS & PLNG SPEC II	0	0.00	0	0.00	0	0.00	563	0.00
PARK OPERATIONS & PLNG COORD	0	0.00	0	0.00	0	0.00	3,423	0.00
ARCHAEOLOGIST	0	0.00	0	0.00	0	0.00	627	0.00
INTERPRETIVE RESOURCE TECH	0	0.00	0	0.00	0	0.00	3,631	0.00
INTERPRETIVE RESOURCE SPEC I	0	0.00	0	0.00	0	0.00	1,808	0.00

Department of Natural Resources

DECISION ITEM DETAIL

Budget Unit	FY 2013	FY 2013	FY 2014	FY 2014	FY 2015	FY 2015	FY 2015	FY 2015
Decision Item	ACTUAL	ACTUAL	BUDGET	BUDGET	DEPT REQ	DEPT REQ	GOV REC	GOV REC
Budget Object Class	DOLLAR	FTE	DOLLAR	FTE	DOLLAR	FTE	DOLLAR	FTE
STATE PARKS OPERATION								
Pay Plan FY15-COLA - 0000015								
INTERPRETIVE RESOURCE SPEC II	0	0.00	0	0.00	0	0.00	6,741	0.00
INTERPRETIVE RESOURCE SPC III	0	0.00	0	0.00	0	0.00	6,390	0.00
INTERPRETIVE RESOURCE COORD	0	0.00	0	0.00	0	0.00	4,028	0.00
PARK RANGER CORPORAL	0	0.00	0	0.00	0	0.00	4,723	0.00
PARK RANGER	0	0.00	0	0.00	0	0.00	13,708	0.00
PARK RANGER SERGEANT	0	0.00	0	0.00	0	0.00	3,182	0.00
ENVIRONMENTAL SPEC IV	0	0.00	0	0.00	0	0.00	627	0.00
CAPITAL IMPROVEMENTS SPEC I	0	0.00	0	0.00	0	0.00	627	0.00
CAPITAL IMPROVEMENTS SPEC II	0	0.00	0	0.00	0	0.00	2,659	0.00
TECHNICAL ASSISTANT III	0	0.00	0	0.00	0	0.00	421	0.00
TECHNICAL ASSISTANT IV	0	0.00	0	0.00	0	0.00	3,137	0.00
DESIGN ENGR III	0	0.00	0	0.00	0	0.00	1,766	0.00
ARCHITECT II	0	0.00	0	0.00	0	0.00	2,046	0.00
ARCHITECT III	0	0.00	0	0.00	0	0.00	1,710	0.00
LAND SURVEYOR II	0	0.00	0	0.00	0	0.00	651	0.00
MAINTENANCE WORKER II	0	0.00	0	0.00	0	0.00	401	0.00
TRACTOR TRAILER DRIVER	0	0.00	0	0.00	0	0.00	476	0.00
BUILDING CONSTRUCTION WKR I	0	0.00	0	0.00	0	0.00	7,206	0.00
BUILDING CONSTRUCTION WKR II	0	0.00	0	0.00	0	0.00	5,755	0.00
BUILDING CONSTRUCTION SPV	0	0.00	0	0.00	0	0.00	502	0.00
HEAVY EQUIPMENT OPERATOR	0	0.00	0	0.00	0	0.00	4,440	0.00
PARK MAINTENANCE WKR I	0	0.00	0	0.00	0	0.00	955	0.00
PARK MAINTENANCE WKR II	0	0.00	0	0.00	0	0.00	31,729	0.00
PARK MAINTENANCE WKR III	0	0.00	0	0.00	0	0.00	23,500	0.00
CARPENTER	0	0.00	0	0.00	0	0.00	935	0.00
GRAPHIC ARTS SPEC III	0	0.00	0	0.00	0	0.00	489	0.00
GRAPHICS SPV	0	0.00	0	0.00	0	0.00	550	0.00
SIGN MAKER I	0	0.00	0	0.00	0	0.00	400	0.00
SIGN MAKER II	0	0.00	0	0.00	0	0.00	444	0.00
FACILITIES OPERATIONS MGR B2	0	0.00	0	0.00	0	0.00	754	0.00
FISCAL & ADMINISTRATIVE MGR B2	0	0.00	0	0.00	0	0.00	750	0.00
FISCAL & ADMINISTRATIVE MGR B3	0	0.00	0	0.00	0	0.00	886	0.00

Department of Natural Resources

DECISION ITEM DETAIL

Budget Unit	FY 2013	FY 2013	FY 2014	FY 2014	FY 2015	FY 2015	FY 2015	FY 2015
Decision Item	ACTUAL	ACTUAL	BUDGET	BUDGET	DEPT REQ	DEPT REQ	GOV REC	GOV REC
Budget Object Class	DOLLAR	FTE	DOLLAR	FTE	DOLLAR	FTE	DOLLAR	FTE
STATE PARKS OPERATION								
Pay Plan FY15-COLA - 0000015								
LAW ENFORCEMENT MGR B1	0	0.00	0	0.00	0	0.00	1,420	0.00
LAW ENFORCEMENT MGR B2	0	0.00	0	0.00	0	0.00	851	0.00
LAW ENFORCEMENT MGR B3	0	0.00	0	0.00	0	0.00	908	0.00
NATURAL RESOURCES MGR B1	0	0.00	0	0.00	0	0.00	42,186	0.00
NATURAL RESOURCES MGR B2	0	0.00	0	0.00	0	0.00	5,941	0.00
NATURAL RESRCS MGR, BAND 3	0	0.00	0	0.00	0	0.00	993	0.00
DEPUTY DIVISION DIRECTOR	0	0.00	0	0.00	0	0.00	2,301	0.00
DESIGNATED PRINCIPAL ASST DIV	0	0.00	0	0.00	0	0.00	3,056	0.00
LEGAL COUNSEL	0	0.00	0	0.00	0	0.00	890	0.00
MISCELLANEOUS PROFESSIONAL	0	0.00	0	0.00	0	0.00	628	0.00
SEASONAL AIDE	0	0.00	0	0.00	0	0.00	33,725	0.00
SPECIAL ASST PROFESSIONAL	0	0.00	0	0.00	0	0.00	880	0.00
SPECIAL ASST OFFICE & CLERICAL	0	0.00	0	0.00	0	0.00	1,028	0.00
TOTAL - PS	0	0.00	0	0.00	0	0.00	294,394	0.00
GRAND TOTAL	\$0	0.00	\$0	0.00	\$0	0.00	\$294,394	0.00
GENERAL REVENUE	\$0	0.00	\$0	0.00	\$0	0.00	\$0	0.00
FEDERAL FUNDS	\$0	0.00	\$0	0.00	\$0	0.00	\$2,371	0.00
OTHER FUNDS	\$0	0.00	\$0	0.00	\$0	0.00	\$292,023	0.00

Department of Natural Resources

DECISION ITEM DETAIL

Budget Unit	FY 2013	FY 2013	FY 2014	FY 2014	FY 2015	FY 2015	FY 2015	FY 2015
Decision Item	ACTUAL	ACTUAL	BUDGET	BUDGET	DEPT REQ	DEPT REQ	GOV REC	GOV REC
Budget Object Class	DOLLAR	FTE	DOLLAR	FTE	DOLLAR	FTE	DOLLAR	FTE
HISTORIC PRESERVATION								
Pay Plan FY15-COLA - 0000015								
ADMIN OFFICE SUPPORT ASSISTANT	0	0.00	0	0.00	0	0.00	408	0.00
SR OFC SUPPORT ASST (KEYBRD)	0	0.00	0	0.00	0	0.00	703	0.00
EXECUTIVE I	0	0.00	0	0.00	0	0.00	418	0.00
CULTURAL RESOURCE PRES I	0	0.00	0	0.00	0	0.00	709	0.00
CULTURAL RESOURCE PRES II	0	0.00	0	0.00	0	0.00	4,170	0.00
ARCHITECT II	0	0.00	0	0.00	0	0.00	2,047	0.00
NATURAL RESOURCES MGR B2	0	0.00	0	0.00	0	0.00	835	0.00
OFFICE WORKER MISCELLANEOUS	0	0.00	0	0.00	0	0.00	230	0.00
TOTAL - PS	0	0.00	0	0.00	0	0.00	9,520	0.00
GRAND TOTAL	\$0	0.00	\$0	0.00	\$0	0.00	\$9,520	0.00
GENERAL REVENUE	\$0	0.00	\$0	0.00	\$0	0.00	\$0	0.00
FEDERAL FUNDS	\$0	0.00	\$0	0.00	\$0	0.00	\$5,437	0.00
OTHER FUNDS	\$0	0.00	\$0	0.00	\$0	0.00	\$4,083	0.00

Department of Natural Resources

DECISION ITEM SUMMARY

Budget Unit								
Decision Item	FY 2013	FY 2013	FY 2014	FY 2014	FY 2015	FY 2015	FY 2015	FY 2015
Budget Object Summary	ACTUAL	ACTUAL	BUDGET	BUDGET	DEPT REQ	DEPT REQ	GOV REC	GOV REC
Fund	DOLLAR	FTE	DOLLAR	FTE	DOLLAR	FTE	DOLLAR	FTE
DNR INTEGRATED DATA SYSTEM								
MO DNR Integrated Data System - 1780001								
EXPENSE & EQUIPMENT								
GENERAL REVENUE	0	0.00	0	0.00	1,123,200	0.00	136,584	0.00
DEPT NATURAL RESOURCES	0	0.00	0	0.00	0	0.00	383,980	0.00
MO AIR EMISSION REDUCTION	0	0.00	0	0.00	0	0.00	35,843	0.00
NRP-WATER POLLUTION PERMIT FEE	0	0.00	0	0.00	0	0.00	194,412	0.00
SOLID WASTE MGMT-SCRAP TIRE	0	0.00	0	0.00	0	0.00	555	0.00
SOLID WASTE MANAGEMENT	0	0.00	0	0.00	0	0.00	10,420	0.00
METALLIC MINERALS WASTE MGMT	0	0.00	0	0.00	0	0.00	320	0.00
PETROLEUM STORAGE TANK INS	0	0.00	0	0.00	0	0.00	47,396	0.00
UNDERGROUND STOR TANK REG PROG	0	0.00	0	0.00	0	0.00	3,091	0.00
NRP-AIR POLLUTION PERMIT FEE	0	0.00	0	0.00	0	0.00	112,469	0.00
ENVIRONMENTAL RADIATION MONITR	0	0.00	0	0.00	0	0.00	16,696	0.00
GROUNDWATER PROTECTION	0	0.00	0	0.00	0	0.00	84,646	0.00
HAZARDOUS WASTE FUND	0	0.00	0	0.00	0	0.00	45,629	0.00
SAFE DRINKING WATER FUND	0	0.00	0	0.00	0	0.00	27,747	0.00
DRY-CLEANING ENVIRL RESP TRUST	0	0.00	0	0.00	0	0.00	1,226	0.00
MINED LAND RECLAMATION	0	0.00	0	0.00	0	0.00	22,186	0.00
TOTAL - EE	0	0.00	0	0.00	1,123,200	0.00	1,123,200	0.00
TOTAL	0	0.00	0	0.00	1,123,200	0.00	1,123,200	0.00
GRAND TOTAL	\$0	0.00	\$0	0.00	\$1,123,200	0.00	\$1,123,200	0.00

NEW DECISION ITEM

RANK: 005 OF 011

Department of Natural Resources	Budget Unit 79335C
Agency Wide	
Missouri DNR Integrated Data System	DI#1780001

1. AMOUNT OF REQUEST

	FY 2015 Budget Request					FY 2015 Governor's Recommendation			
	GR	Federal	Other	Total		GR	Federal	Other	Total
PS	0	0	0	0	PS	0	0	0	0
EE	1,123,200	0	0	1,123,200	EE	136,584	383,980	602,636	1,123,200
PSD	0	0	0	0	PSD	0	0	0	0
Total	1,123,200	0	0	1,123,200	Total	136,584	383,980	602,636	1,123,200
FTE	0.00	0.00	0.00	0.00	FTE	0.00	0.00	0.00	0.00

Est. Fringe	0	0	0	0
--------------------	---	---	---	---

Note: Fringes budgeted in House Bill 5 except for certain fringes budgeted directly to MoDOT, Highway Patrol, and Conservation.

Est. Fringe	0	0	0	0
--------------------	---	---	---	---

Note: Fringes budgeted in House Bill 5 except for certain fringes budgeted directly to MoDOT, Highway Patrol, and Conservation.

Other Funds: Missouri Air Emission Reduction Fund (0267); Natural Resources Protection Fund-Water Pollution Permit Fee Subaccount (0568); Solid Waste Management Fund-Scrap Tire (0569); Solid Waste Management Fund (0570); Metallic Minerals Waste Management Fund (0575); Petroleum Storage Tank Insurance Fund (0585); Underground Storage Tank Regulation Program Fund (0586); Natural Resources Protection Fund-Air Pollution Permit Fee Subaccount (0594); Environmental Radiation Monitoring Fund (0656); Groundwater Protection Fund (0660); Hazardous Waste Fund (0676); Safe Drinking Water Fund (0679); Dry-Cleaning Environmental Response Trust Fund (0898); Mined Land Reclamation Fund (0906).

2. THIS REQUEST CAN BE CATEGORIZED AS:

<input type="checkbox"/> New Legislation	<input type="checkbox"/> New Program	<input type="checkbox"/> Fund Switch
<input type="checkbox"/> Federal Mandate	<input type="checkbox"/> Program Expansion	<input type="checkbox"/> Cost to Continue
<input type="checkbox"/> GR Pick-Up	<input type="checkbox"/> Space Request	<input type="checkbox"/> Equipment Replacement
<input type="checkbox"/> Pay Plan	<input checked="" type="checkbox"/> Other: <u>System Development and Implementation</u>	

NEW DECISION ITEM

RANK: 005 OF 011

Department of Natural Resources	Budget Unit 79335C
Agency Wide	
Missouri DNR Integrated Data System	DI#1780001

3. WHY IS THIS FUNDING NEEDED? PROVIDE AN EXPLANATION FOR ITEMS CHECKED IN #2. INCLUDE THE FEDERAL OR STATE STATUTORY OR CONSTITUTIONAL AUTHORIZATION FOR THIS PROGRAM.

Technology is advancing at a rapid pace and society expects modern tools and technology to be available for the delivery and dissemination of information in every aspect of their work and personal lives. Our customers are demanding we follow suit and provide the information they want and need to manage their operations in a secure, efficient, organized and modern way. Currently, the department is unable to meet those demands except in very limited circumstances. The department's historic approach to data management has been highly compartmentalized into several hundred separate data stores ranging from complex enterprise data systems to access databases to excel spreadsheets and handwritten logs. These practices are outdated, unstable, inefficient and costly to maintain. More than half of these (an estimated 220) contain data or functionality related to environmental and regulatory data. It is difficult to share data internally and in many cases is highly duplicative. Many existing systems are built with antiquated technology and are unreliable. This translates into our need to constantly maintain old technology (to avoid a loss in service) at the expense of investing in modern technology.

The department needs to modernize the way our environmental and regulatory data is managed. Our goal is to develop a reporting and planning system that is secure, consistent, easy to use and eliminates as much paper processing as possible while providing more efficient and timely service to our customers. The department's vision for the future of information management is a fully integrated, secure, geographic-based information management system, allowing for multimedia evaluation (a "one-stop-shop") of regulatory data by department staff, customers and the general public.

The goal of this new decision item is to provide dedicated funding necessary to begin implementation of an integrated data solution that can serve as a backbone or foundation for core regulatory and environmental functions. An integrated system is based on the concept that certain activities are common across the department. This "core" functionality serves to link similar information on the same facility across multiple organizational units. Branching off this core is program-specific functionality that supports requirements unique to different regulatory programs. Some of this branching functionality already exists in stable systems that use modern technology. In those cases, interfaces can be built to link well-performing systems to the core. In other cases, databases are severely lacking in functionality or are non-existent. By using an integrated system, we can:

- streamline regulatory processes such as application processing and permitting to be more effective,
- provide superior service to customers by enabling them to securely find relevant information for their facilities quickly and easily,
- make appropriate environmental information more easily available to the general public, and
- improve internal efficiency by sharing standardized data and automating workflows.

NEW DECISION ITEM

RANK: 005 OF 011

Department of Natural Resources	Budget Unit <u>79335C</u>
Agency Wide	
Missouri DNR Integrated Data System	DI#1780001

4. DESCRIBE THE DETAILED ASSUMPTIONS USED TO DERIVE THE SPECIFIC REQUESTED AMOUNT. (How did you determine that the requested number of FTE were appropriate? From what source or standard did you derive the requested levels of funding? Were alternatives such as outsourcing or automation considered? If based on new legislation, does request tie to TAFP fiscal note? If not, explain why. Detail which portions of the request are one-times and how those amounts were calculated.)

Several states have successfully implemented an integrated data system and/or have been able to implement a variety of eServices to improve customer service including Iowa, Kansas, Nebraska, Illinois and Indiana.

Contracted services costs utilized for past IT projects of similar size were used to determine this cost estimate. The integrated data system project is \$2,246,400 over a two-year period and includes the following contracted IT services:

One full-time certified project manager	\$ 312,000
Two full-time business analysts	395,200
Two full-time architecture engineers/developers	<u>416,000</u>
	\$1,123,200 per year

This request is to fund the "backbone" system. The department's other funds will continue to fund the expense of maintaining current data systems until they can be replaced and/or integrated into the new system in order to avoid loss of service to the public.

Once the "backbone" system is in place, we would then develop and complete the add-on needs.

NEW DECISION ITEM

RANK: 005 OF 011

Department of Natural Resources	Budget Unit <u>79335C</u>
Agency Wide	
Missouri DNR Integrated Data System	DI#1780001

5. BREAK DOWN THE REQUEST BY BUDGET OBJECT CLASS, JOB CLASS, AND FUND SOURCE. IDENTIFY ONE-TIME COSTS.

Budget Object Class/Job Class	Dept Req GR DOLLARS	Dept Req GR FTE	Dept Req FED DOLLARS	Dept Req FED FTE	Dept Req OTHER DOLLARS	Dept Req OTHER FTE	Dept Req TOTAL DOLLARS	Dept Req TOTAL FTE	Dept Req One-Time DOLLARS
Total PS	0	0.00	0	0.00	0	0.00	0	0.00	0
Professional Services	1,123,200						1,123,200		
Total EE	1,123,200		0		0		1,123,200		0
Total PSD	0		0		0		0		0
Grand Total	1,123,200	0.00	0	0.00	0	0.00	1,123,200	0.00	0

Budget Object Class/Job Class	Gov Rec GR DOLLARS	Gov Rec GR FTE	Gov Rec FED DOLLARS	Gov Rec FED FTE	Gov Rec OTHER DOLLARS	Gov Rec OTHER FTE	Gov Rec TOTAL DOLLARS	Gov Rec TOTAL FTE	Gov Rec One-Time DOLLARS
Total PS	0	0.00	0	0.00	0	0.00	0	0.00	0
Professional Services	136,584		383,980		602,636		1,123,200		
Total EE	136,584		383,980		602,636		1,123,200		0
Total PSD	0		0		0		0		0
Grand Total	136,584	0.00	383,980	0.00	602,636	0.00	1,123,200	0.00	0

NEW DECISION ITEM

RANK: 005 OF 011

Department of Natural Resources	Budget Unit <u>79335C</u>
Agency Wide	
Missouri DNR Integrated Data System	DI#1780001

6. PERFORMANCE MEASURES (If new decision item has an associated core, separately identify projected performance with and without additional funding.)

6a. Provide an effectiveness measure.

By using an integrated system, we can streamline regulatory processes such as application processing and permitting to be more effective.

6b. Provide an efficiency measure.

Integrate data among at least 50 data systems, data bases and data stores.

6c. and 6d. Provide the number of clients/individuals served and a customer satisfaction measure, if applicable.

By using an integrated system, we can provide superior service to regulated and permitted entities by enabling them to securely find relevant information for their facilities quickly and easily and make appropriate environmental information more easily available to the general public.

7. STRATEGIES TO ACHIEVE THE PERFORMANCE MEASUREMENT TARGETS:

Design, develop and implement an Integrated Data System to manage common natural resource data.

- Perform analysis on business needs for system core (Facility module)
- Design, develop and implement Facility module
- Modify existing data systems (that are modernized and meet data standards) to integrate with the Facility module
- Interface Facility module with existing data systems (e.g., program or function-specific modules) that are modernized and meet data standards
- Perform analysis on business needs for existing data systems needing replacement or updated data standards so they can be linked to the Facility module
- Design, develop and implement new or updated data systems for integration with the Facility module for program or function-specific modules that need replacement or updated data standards, including data conversion where appropriate
- Retire data systems replaced by new modules
- Maintain existing level of service for all data systems while implementing new system/modules

Department of Natural Resources

DECISION ITEM DETAIL

Budget Unit	FY 2013	FY 2013	FY 2014	FY 2014	FY 2015	FY 2015	FY 2015	FY 2015
Decision Item	ACTUAL	ACTUAL	BUDGET	BUDGET	DEPT REQ	DEPT REQ	GOV REC	GOV REC
Budget Object Class	DOLLAR	FTE	DOLLAR	FTE	DOLLAR	FTE	DOLLAR	FTE
DNR INTEGRATED DATA SYSTEM								
MO DNR Integrated Data System - 1780001								
PROFESSIONAL SERVICES	0	0.00	0	0.00	1,123,200	0.00	1,123,200	0.00
TOTAL - EE	0	0.00	0	0.00	1,123,200	0.00	1,123,200	0.00
GRAND TOTAL	\$0	0.00	\$0	0.00	\$1,123,200	0.00	\$1,123,200	0.00
GENERAL REVENUE	\$0	0.00	\$0	0.00	\$1,123,200	0.00	\$136,584	0.00
FEDERAL FUNDS	\$0	0.00	\$0	0.00	\$0	0.00	\$383,980	0.00
OTHER FUNDS	\$0	0.00	\$0	0.00	\$0	0.00	\$602,636	0.00

Department of Natural Resources

DECISION ITEM SUMMARY

Budget Unit								
Decision Item	FY 2013	FY 2013	FY 2014	FY 2014	FY 2015	FY 2015	FY 2015	FY 2015
Budget Object Summary	ACTUAL	ACTUAL	BUDGET	BUDGET	DEPT REQ	DEPT REQ	GOV REC	GOV REC
Fund	DOLLAR	FTE	DOLLAR	FTE	DOLLAR	FTE	DOLLAR	FTE
ENVIRONMENTAL RESTORATION								
CORE								
EXPENSE & EQUIPMENT								
NATURAL RESOURCES PROTECTION	95,140	0.00	673,488	0.00	673,488	0.00	673,488	0.00
NRP-WATER POLLUTION PERMIT FEE	0	0.00	1	0.00	1	0.00	1	0.00
TOTAL - EE	95,140	0.00	673,489	0.00	673,489	0.00	673,489	0.00
PROGRAM-SPECIFIC								
NATURAL RESOURCES PROTECTION	0	0.00	5,384,429	0.00	5,384,429	0.00	5,384,429	0.00
NRP-WATER POLLUTION PERMIT FEE	0	0.00	99,999	0.00	99,999	0.00	99,999	0.00
TOTAL - PD	0	0.00	5,484,428	0.00	5,484,428	0.00	5,484,428	0.00
TOTAL	95,140	0.00	6,157,917	0.00	6,157,917	0.00	6,157,917	0.00
GRAND TOTAL	\$95,140	0.00	\$6,157,917	0.00	\$6,157,917	0.00	\$6,157,917	0.00

CORE DECISION ITEM

Department of Natural Resources	Budget Unit <u>79345C</u>
Agency Wide Operations	
Environmental Restoration	

1. CORE FINANCIAL SUMMARY

	FY 2015 Budget Request			
	GR	Federal	Other	Total
PS	0	0	0	0
EE	0	0	673,489	673,489
PSD	0	0	5,484,428	5,484,428
Total	0	0	6,157,917	6,157,917
FTE	0.00	0.00	0.00	0.00

	FY 2015 Governor's Recommendation			
	GR	Fed	Other	Total
PS	0	0	0	0
EE	0	0	673,489	673,489
PSD	0	0	5,484,428	5,484,428
Total	0	0	6,157,917	6,157,917
FTE	0.00	0.00	0.00	0.00

Est. Fringe	0	0	0	0
--------------------	---	---	---	---

Note: Fringes budgeted in House Bill 5 except for certain fringes budgeted directly to MoDOT, Highway Patrol, and Conservation.

Est. Fringe	0	0	0	0
--------------------	---	---	---	---

Note: Fringes budgeted in House Bill 5 except for certain fringes budgeted directly to MoDOT, Highway Patrol, and Conservation.

Other Funds: Natural Resources Protection Fund - Damages Subaccount (0555); Natural Resources Protection Fund - Water Pollution Permit Fee Subaccount (0568)

2. CORE DESCRIPTION

Environmental law violations can have a long lasting effect on the state's natural resources and affect the quality of life of its citizens. Violators who are liable must compensate the state for the injuries to the environment caused by their actions. These funds are then available for assessment, restoration or rehabilitation of injured natural resources, as well as to pay for the procurement and development and/or restoration of a similar resource and related costs. In addition, these funds are used by the Department of Natural Resources and the Department of Conservation for reasonable costs incurred in obtaining an assessment of such injury, destruction, or loss of natural resources, including expenses and monitoring in accordance with RSMO 640.235.

The department is focusing on our natural resource injury assessment and damage calculation efforts for impacted sites across the state. This effort includes a comprehensive strategy for natural resource damage assessment and restoration which will allow us to address known sites or injuries in a more timely and complete manner. We anticipate we will be able to identify and quantify the impacts sooner allowing us to proceed to restore, replace or acquire equivalent resources sooner. Identifying and addressing negative impacts will allow us to make improvements to protecting, improving or preserving our natural resources now and into the future.

CORE DECISION ITEM

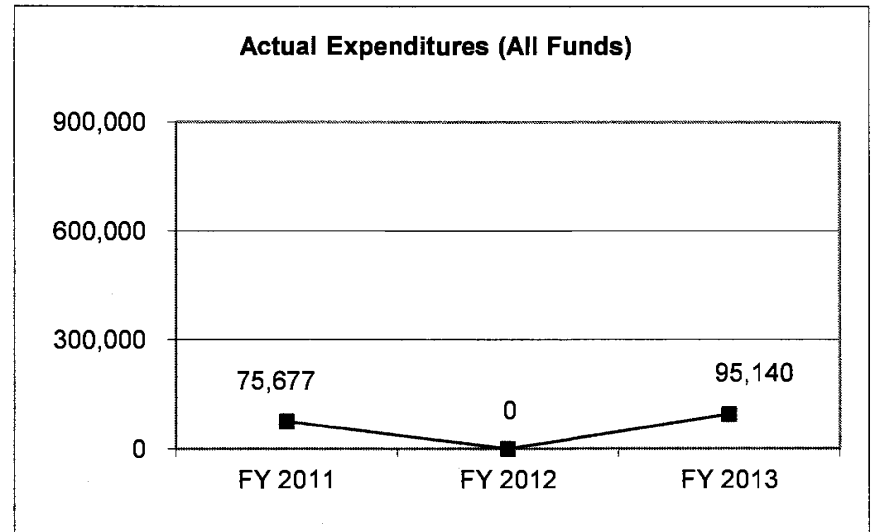
Department of Natural Resources	Budget Unit <u>79345C</u>
Agency Wide Operations	
Environmental Restoration	

3. PROGRAM LISTING (list programs included in this core funding)

Environmental Restoration

4. FINANCIAL HISTORY

	FY 2011 Actual	FY 2012 Actual	FY 2013 Actual	FY 2014 Current Yr.
Appropriation (All Funds)	283,569	269,711	319,661	6,157,917
Less Reverted (All Funds)	0	0	0	N/A
Budget Authority (All Funds)	283,569	269,711	319,661	N/A
Actual Expenditures (All Funds)	75,677	0	95,140	N/A
Unexpended (All Funds)	207,892	269,711	224,521	N/A
Unexpended, by Fund:				
General Revenue	0	0	0	N/A
Federal	0	0	0	N/A
Other	207,892	269,711	224,521	N/A
	(1)	(1, 2)	(1, 2)	



Reverted includes Governor's standard 3 percent reserve (when applicable) and any expenditure restrictions.

Actual expenditures for all fiscal years are as of June 30 and do not include lapse period activities.

NOTES:

(1) In the past, estimated appropriations were increased to encumber and pay our restoration commitments. Projects and encumbrances span multiple fiscal years resulting in unexpended appropriation balances.

(2) In FY 2012 the department focused staff time on developing appropriate restoration plans for public comment. Based on these plans, appropriations were increased in FY 2013 and significantly in FY2014 to allow for expenditures that will occur under the restoration plans in future fiscal years.

CORE RECONCILIATION DETAIL

**DEPARTMENT OF NATURAL RESOURCES
ENVIRONMENTAL RESTORATION**

5. CORE RECONCILIATION DETAIL

	Budget Class	FTE	GR	Federal	Other	Total	Explanation
TAFP AFTER VETOES							
	EE	0.00	0	0	673,489	673,489	
	PD	0.00	0	0	5,484,428	5,484,428	
	Total	0.00	0	0	6,157,917	6,157,917	
DEPARTMENT CORE REQUEST							
	EE	0.00	0	0	673,489	673,489	
	PD	0.00	0	0	5,484,428	5,484,428	
	Total	0.00	0	0	6,157,917	6,157,917	
GOVERNOR'S RECOMMENDED CORE							
	EE	0.00	0	0	673,489	673,489	
	PD	0.00	0	0	5,484,428	5,484,428	
	Total	0.00	0	0	6,157,917	6,157,917	

Department of Natural Resources

DECISION ITEM DETAIL

Budget Unit	FY 2013	FY 2013	FY 2014	FY 2014	FY 2015	FY 2015	FY 2015	FY 2015
Decision Item	ACTUAL	ACTUAL	BUDGET	BUDGET	DEPT REQ	DEPT REQ	GOV REC	GOV REC
Budget Object Class	DOLLAR	FTE	DOLLAR	FTE	DOLLAR	FTE	DOLLAR	FTE
ENVIRONMENTAL RESTORATION								
CORE								
SUPPLIES	0	0.00	950	0.00	950	0.00	950	0.00
PROFESSIONAL SERVICES	95,140	0.00	663,539	0.00	663,539	0.00	663,539	0.00
PROPERTY & IMPROVEMENTS	0	0.00	5,000	0.00	5,000	0.00	5,000	0.00
EQUIPMENT RENTALS & LEASES	0	0.00	4,000	0.00	4,000	0.00	4,000	0.00
TOTAL - EE	95,140	0.00	673,489	0.00	673,489	0.00	673,489	0.00
PROGRAM DISTRIBUTIONS	0	0.00	5,484,428	0.00	5,484,428	0.00	5,484,428	0.00
TOTAL - PD	0	0.00	5,484,428	0.00	5,484,428	0.00	5,484,428	0.00
GRAND TOTAL	\$95,140	0.00	\$6,157,917	0.00	\$6,157,917	0.00	\$6,157,917	0.00
GENERAL REVENUE	\$0	0.00	\$0	0.00	\$0	0.00	\$0	0.00
FEDERAL FUNDS	\$0	0.00	\$0	0.00	\$0	0.00	\$0	0.00
OTHER FUNDS	\$95,140	0.00	\$6,157,917	0.00	\$6,157,917	0.00	\$6,157,917	0.00

PROGRAM DESCRIPTION

Department of Natural Resources

AWO - Environmental Restoration

Program is found in the following core budget(s): Environmental Restoration

1. What does this program do?

Violations of water pollution, air pollution, hazardous waste, solid waste, and other environmental laws can have a long lasting effect on the state's natural resources and affect the quality of life of its citizens. Violators are liable and must compensate for the injuries to the environment caused by their actions. These funds are then available to help restore injured resources, provide improvements to offset the damage, or provide background data to help measure or mitigate similar future actions that may injure the environment.

Funds received as a result of non-CERCLA natural resource damages, per statute, are deposited 10% (up to \$100,000) to the Chemical Emergency Preparedness Fund, with the remaining funds deposited to the Natural Resources Protection Fund - Damages Subaccount (0555). These funds are then available for assessment, restoration or rehabilitation of injured natural resources, as well as to pay for the procurement and development and/or restoration of a similar resource and related costs. In addition, these funds are used by the Department of Natural Resources and the Department of Conservation for reasonable costs incurred in obtaining an assessment of such injury, destruction, or loss of natural resources, including expenses and monitoring in accordance with RSMo 640.235. Court ordered settlements may also be deposited to the Natural Resources Protection Fund - Water Pollution Permit Fees Subaccount (0568).

The funds received for damages in the Natural Resource Protection Fund under Title 42, United States Code, Part 9607 (f) shall be available for use only to restore, replace or acquire the equivalent of such natural resources by the state (Section 640.235.3 RSMo).

The Hazardous Waste Program conducts natural resource damage assessments at sites with injured natural resources. The department and federal co-trustees have developed Natural Resource Damage Assessment and Restoration Trustee Councils to facilitate natural resource damages activities at various sites. The department's representative works to obtain settlements and develop restoration plans for injured sites in Missouri, independently and in coordination with our federal co-trustees and representatives from public, private and nonprofit entities. In Southwest Missouri, the department and U.S. Fish & Wildlife Service (USFWS) have developed a regional restoration plan to address natural resource damages. Funds held in a joint trust fund account can be spent by the department or by our co-trustees, the USFWS. If projects are under state oversight, joint trust fund account funds will be drawn into the state treasury and disbursement would be made through state appropriations. State-only settlement funds would also run through this appropriation.

2. What is the authorization for this program, i.e., federal or state statute, etc.? (Include the federal program number, if applicable.)

RSMo Chapters 640 and 644	Missouri Clean Water Law
RSMo Chapter 640	Missouri Safe Drinking Water Law
RSMo 260.350 through 260.434	Hazardous Waste Facility Permits – Permitting, Inspection and Enforcement
RSMo 260.435 through 260.480	Abandoned or Uncontrolled Sites (Registry)
RSMo 643.010 through 643.192	Air Pollution Control
RSMo 260.200 through 260.255	Solid Waste Management
Title 42, USC part 9607(f)	Comprehensive Environmental Response, Compensation, and Liability Act of 1980, Public Law 96-510, as amended
RSMo 640.235	Natural Resources Protection Fund Damages

PROGRAM DESCRIPTION

Department of Natural Resources
AWO - Environmental Restoration
Program is found in the following core budget(s): Environmental Restoration


3. Are there federal matching requirements? If yes, please explain.

No

4. Is this a federally mandated program? If yes, please explain.

No

5. Provide actual expenditures for the prior three fiscal years and planned expenditures for the current fiscal year.



Notes: Actual expenditures for all fiscal years are as of June 30 and do not include lapse period activities. Unknown settlements and level of work required each year may trigger a lapse of appropriation authority in any given year. In FY 2012 the department focused staff time on developing appropriate restoration plans for public comment. Project expenditures will occur in future fiscal years based on these plans. FY 2014 Planned is shown at full appropriation.

6. What are the sources of the "Other " funds?

Natural Resources Protection Fund – Damages Subaccount (0555); Natural Resources Protection Fund – Water Pollution Permit Fee Subaccount (0568)

7a. Provide an effectiveness measure.

The department funds "on the ground" long-term projects related to water quality monitoring, natural resource damage assessment and restoration activities with NRD monies - examples include:

- Contracting to conduct a pre-assessment screen and data gap analysis for the Weldon Spring Site and Former Weldon Spring Ordinance Works Site to determine where additional assessment may be needed to fill in gaps of existing data and to determine the nature and extent of injury to the environment.
- Developing an RCDP (Restoration and Compensation Determination Plan) in southeast Missouri to assess natural resource damages.
- Conducting assessment activities on streams in the Viburnum Trend to determine the levels of metals and possible injury to aquatic life.

PROGRAM DESCRIPTION

Department of Natural Resources
AWO - Environmental Restoration
Program is found in the following core budget(s): Environmental Restoration

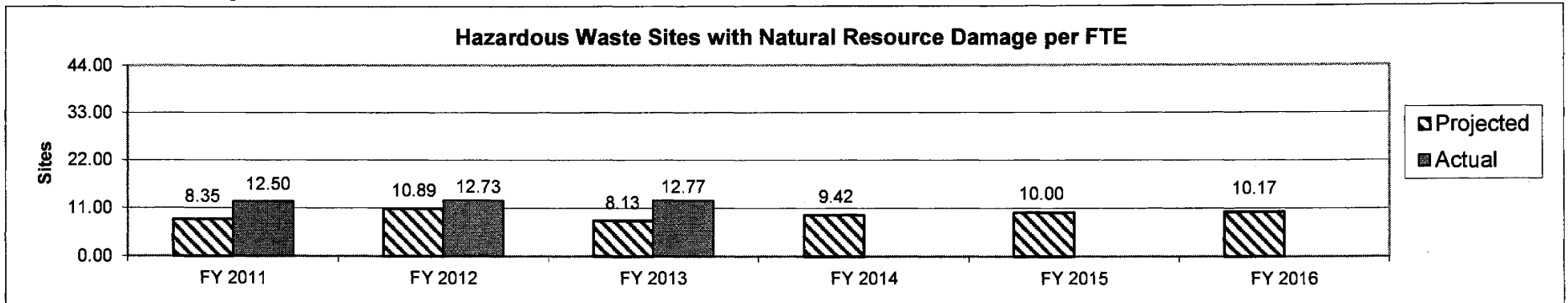
7a. Provide an effectiveness measure (continued).

Natural Resources Damages (NRD) Site Activities Administered by the Hazardous Waste Program

	FY 2011 Projected	FY 2011 Actual	FY 2012 Projected	FY 2012 Actual	FY 2013 Projected	FY 2013 Actual	FY 2014 Projected	FY 2015 Projected	FY 2016 Projected
Sites Screened for NRD Action	3	1	0	6	1	5	2	2	2
Sites Screened Out - No Further Action	1	1	1	0	5	1	2	2	1
Ongoing/Pending NRD Assessments	48	50	49	56	52	60	60	60	61
- NRD Settlements	0	0	0	0	2	0	1	1	1
- NRD Recoveries	0	2	1	0	2	1	1	1	1

Of the Ongoing/Pending NRD Assessments, a portion of the sites have reached a settlement and/or recoveries made. The remaining sites are awaiting further action.

7b. Provide an efficiency measure.

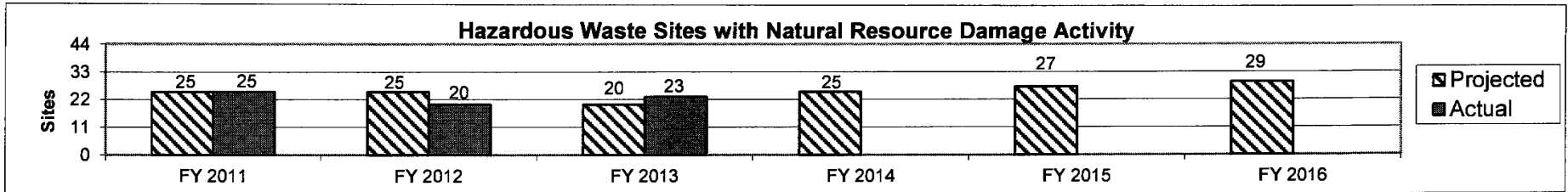


Projections for future years are slightly lower than actual historic sites per FTE due in part to planned work at larger sites that will require more technical oversight.

PROGRAM DESCRIPTION

Department of Natural Resources
AWO - Environmental Restoration
Program is found in the following core budget(s): Environmental Restoration

7c. Provide the number of clients/individuals served, if applicable.



Funds recovered as a result of NRD claims and/or settlements are deposited into the NRPF Damages Subaccount (0555). These funds are used to restore, replace, rehabilitate or acquire the equivalent of the injured natural resources so that the public can use and enjoy these natural resources. The chart above represents the number of sites during the fiscal year where the department has worked with some type of NRD activity including but not limited to assessing injuries, reviewing and commenting on documents, settlement negotiations, and liaison functions. Although general NRD efforts were increased in FY 2011 and are expected to continue in the future, the total number of sites with NRD activity is not projected to increase significantly due to the complexity of the sites being addressed.

Natural Resources Restoration-Springfield Restoration Plan

The department along with its Federal co-trustee, U.S. Fish and Wildlife Service, approved the Springfield Restoration plan to address natural resource injury in Newton and Jasper Counties. Pursuant to this plan, the Trustee Council released three requests for proposals (RFPs) to conduct restoration on mine waste lands, riparian corridor and to purchase compensatory lands to replace damaged resources.

PROGRAM DESCRIPTION

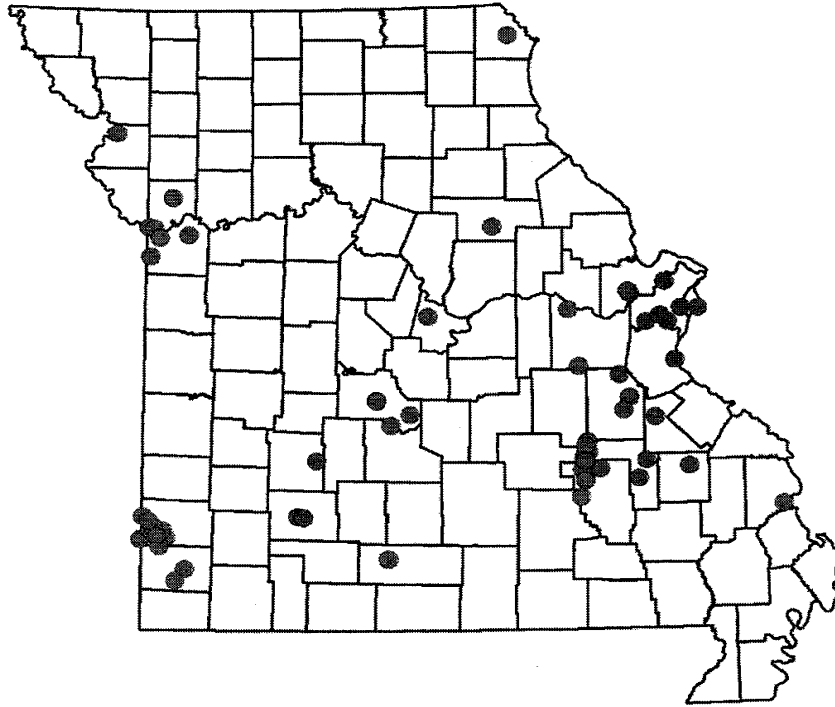
Department of Natural Resources

AWO - Environmental Restoration

Program is found in the following core budget(s): Environmental Restoration

7c. Provide the number of clients/individuals served, if applicable (continued).

**Natural Resource Damages Sites Administered by Hazardous Waste Program with
Ongoing/Pending Assessment Activity as of FY 2013**



7d. Provide a customer satisfaction measure, if available.

Not available

Department of Natural Resources

DECISION ITEM SUMMARY

Budget Unit								
Decision Item	FY 2013	FY 2013	FY 2014	FY 2014	FY 2015	FY 2015	FY 2015	FY 2015
Budget Object Summary	ACTUAL	ACTUAL	BUDGET	BUDGET	DEPT REQ	DEPT REQ	GOV REC	GOV REC
Fund	DOLLAR	FTE	DOLLAR	FTE	DOLLAR	FTE	DOLLAR	FTE
NATURAL RESC REVOLVING FUND								
CORE								
EXPENSE & EQUIPMENT								
NATURAL RESOURCES REVOLVING SE	2,481,216	0.00	2,886,745	0.00	2,806,745	0.00	2,806,745	0.00
TOTAL - EE	2,481,216	0.00	2,886,745	0.00	2,806,745	0.00	2,806,745	0.00
PROGRAM-SPECIFIC								
NATURAL RESOURCES REVOLVING SE	73,982	0.00	115,000	0.00	115,000	0.00	115,000	0.00
TOTAL - PD	73,982	0.00	115,000	0.00	115,000	0.00	115,000	0.00
TOTAL	2,555,198	0.00	3,001,745	0.00	2,921,745	0.00	2,921,745	0.00
GRAND TOTAL	\$2,555,198	0.00	\$3,001,745	0.00	\$2,921,745	0.00	\$2,921,745	0.00

CORE DECISION ITEM

Department of Natural Resources	Budget Unit <u>79620C</u>
Agency Wide Operations	
Natural Resources Revolving Services Core	

1. CORE FINANCIAL SUMMARY

	FY 2015 Budget Request			
	GR	Federal	Other	Total
PS	0	0	0	0
EE	0	0	2,806,745	2,806,745
PSD	0	0	115,000	115,000
Total	0	0	2,921,745	2,921,745
FTE	0.00	0.00	0.00	0.00

	FY 2015 Governor's Recommendation			
	GR	Fed	Other	Total
PS	0	0	0	0
EE	0	0	2,806,745	2,806,745
PSD	0	0	115,000	115,000
Total	0	0	2,921,745	2,921,745
FTE	0.00	0.00	0.00	0.00

Est. Fringe	0	0	0	0
--------------------	---	---	---	---

Note: Fringes budgeted in House Bill 5 except for certain fringes budgeted directly to MoDOT, Highway Patrol, and Conservation.

Est. Fringe	0	0	0	0
--------------------	---	---	---	---

Note: Fringes budgeted in House Bill 5 except for certain fringes budgeted directly to MoDOT, Highway Patrol, and Conservation.

Other Funds: DNR Revolving Services Fund (0425)

Transfers Out: The FY 2015 Budget Request includes a transfer of \$80,000 in expense and equipment authority to the Department of Agriculture's Land Survey Revolving Services Fund as authorized by House Bill 28.

2. CORE DESCRIPTION

The department bills the programs for internal services such as vehicle replacements, interdivisional agreements and conferences/training. The department also bills other governmental agencies or members of the general public for external services such as publication/data sales, environmental education and environmental services. This appropriation gives the department the ability to respond to both internal and external customers. Loss of this appropriation would result in a slower, more cumbersome and therefore, more costly payment method and, in some cases, the inability to respond to increasing demands by our internal and external customers.

3. PROGRAM LISTING (list programs included in this core funding)

Natural Resources Revolving Services

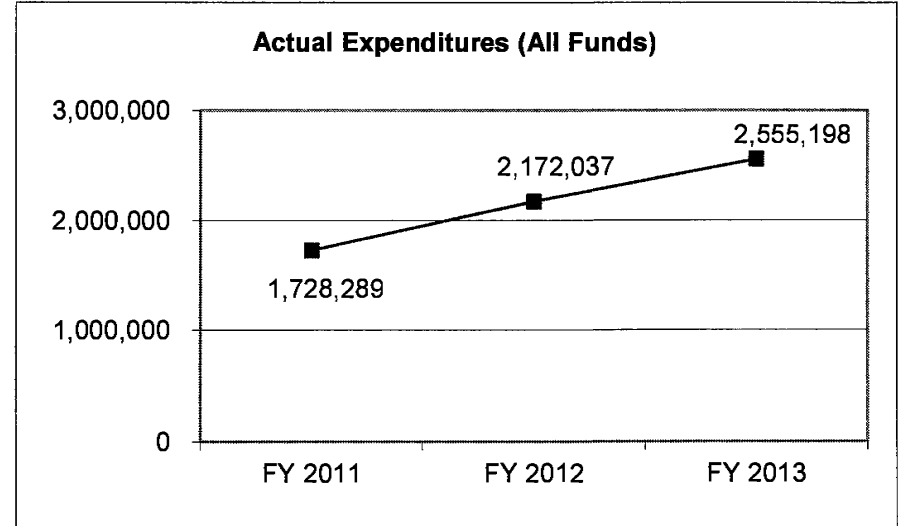
CORE DECISION ITEM

Department of Natural Resources
Agency Wide Operations
Natural Resources Revolving Services Core

Budget Unit 79620C

4. FINANCIAL HISTORY

	<u>FY 2011 Actual</u>	<u>FY 2012 Actual</u>	<u>FY 2013 Actual</u>	<u>FY 2014 Current Yr.</u>
Appropriation (All Funds)	3,126,244	3,126,244	3,119,619	3,001,745
Less Reverted (All Funds)	0	0	0	N/A
Budget Authority (All Funds)	3,126,244	3,126,244	3,119,619	N/A
Actual Expenditures (All Funds)	1,728,289	2,172,037	2,555,198	N/A
Unexpended (All Funds)	1,397,955	954,207	564,421	N/A
Unexpended, by Fund:				
General Revenue	0	0	0	N/A
Federal	0	0	0	N/A
Other	1,397,955	954,207	564,421	N/A
	(1)	(1)		



Reverted includes Governor's standard 3 percent reserve (when applicable) and any expenditure restrictions. Actual expenditures for all fiscal years are as of June 30 and do not include lapse period activities.

NOTES:

(1) Lapses are primarily due to the department delaying the replacement of vehicles.

CORE RECONCILIATION DETAIL

DEPARTMENT OF NATURAL RESOURCES
NATURAL RESC REVOLVING FUND

5. CORE RECONCILIATION DETAIL

	Budget Class	FTE	GR	Federal	Other	Total	Explanation
TAFP AFTER VETOES							
	EE	0.00	0	0	2,886,745	2,886,745	
	PD	0.00	0	0	115,000	115,000	
	Total	0.00	0	0	3,001,745	3,001,745	
DEPARTMENT CORE ADJUSTMENTS							
Transfer Out	1706 2132 EE	0.00	0	0	(80,000)	(80,000)	Per House Bill 28, the Land Survey Program was transferred to the Department of Agriculture in August 2013. The FY 2015 Budget Request reflects this transfer.
NET DEPARTMENT CHANGES		0.00	0	0	(80,000)	(80,000)	
DEPARTMENT CORE REQUEST							
	EE	0.00	0	0	2,806,745	2,806,745	
	PD	0.00	0	0	115,000	115,000	
	Total	0.00	0	0	2,921,745	2,921,745	
GOVERNOR'S RECOMMENDED CORE							
	EE	0.00	0	0	2,806,745	2,806,745	
	PD	0.00	0	0	115,000	115,000	
	Total	0.00	0	0	2,921,745	2,921,745	

Department of Natural Resources

DECISION ITEM DETAIL

Budget Unit	FY 2013	FY 2013	FY 2014	FY 2014	FY 2015	FY 2015	FY 2015	FY 2015
Decision Item	ACTUAL	ACTUAL	BUDGET	BUDGET	DEPT REQ	DEPT REQ	GOV REC	GOV REC
Budget Object Class	DOLLAR	FTE	DOLLAR	FTE	DOLLAR	FTE	DOLLAR	FTE
NATURAL RESC REVOLVING FUND								
CORE								
TRAVEL, IN-STATE	262	0.00	92	0.00	92	0.00	92	0.00
SUPPLIES	120,048	0.00	103,533	0.00	177,133	0.00	177,133	0.00
PROFESSIONAL DEVELOPMENT	0	0.00	6,879	0.00	6,879	0.00	6,879	0.00
COMMUNICATION SERV & SUPP	814	0.00	1,939	0.00	1,939	0.00	1,939	0.00
PROFESSIONAL SERVICES	44,630	0.00	135,127	0.00	63,927	0.00	63,927	0.00
M&R SERVICES	1,843	0.00	34,419	0.00	32,019	0.00	32,019	0.00
MOTORIZED EQUIPMENT	1,576,225	0.00	1,578,402	0.00	1,578,402	0.00	1,578,402	0.00
OFFICE EQUIPMENT	0	0.00	21,686	0.00	21,686	0.00	21,686	0.00
OTHER EQUIPMENT	21,206	0.00	21,311	0.00	51,311	0.00	51,311	0.00
BUILDING LEASE PAYMENTS	100	0.00	650	0.00	650	0.00	650	0.00
EQUIPMENT RENTALS & LEASES	203	0.00	6,279	0.00	6,279	0.00	6,279	0.00
MISCELLANEOUS EXPENSES	1,943	0.00	64,131	0.00	51,131	0.00	51,131	0.00
REBILLABLE EXPENSES	713,942	0.00	912,297	0.00	815,297	0.00	815,297	0.00
TOTAL - EE	2,481,216	0.00	2,886,745	0.00	2,806,745	0.00	2,806,745	0.00
DEBT SERVICE	73,982	0.00	115,000	0.00	115,000	0.00	115,000	0.00
TOTAL - PD	73,982	0.00	115,000	0.00	115,000	0.00	115,000	0.00
GRAND TOTAL	\$2,555,198	0.00	\$3,001,745	0.00	\$2,921,745	0.00	\$2,921,745	0.00
GENERAL REVENUE	\$0	0.00	\$0	0.00	\$0	0.00	\$0	0.00
FEDERAL FUNDS	\$0	0.00	\$0	0.00	\$0	0.00	\$0	0.00
OTHER FUNDS	\$2,555,198	0.00	\$3,001,745	0.00	\$2,921,745	0.00	\$2,921,745	0.00

PROGRAM DESCRIPTION

Department of Natural Resources
AWO - Natural Resources Revolving Services
Program is found in the following core budget(s): Natural Resources Revolving Services

1. What does this program do?

The department bills the programs for internal services such as vehicle replacements, interdivisional agreements and conferences/training. The department also bills other governmental agencies or members of the general public for external services such as publication/data sales, environmental education and environmental services. This appropriation gives the department the ability to respond to both internal and external customers.

2. What is the authorization for this program, i.e., federal or state statute, etc.? (Include the federal program number, if applicable.)

RSMo 640.065 Natural Resources Revolving Services Fund

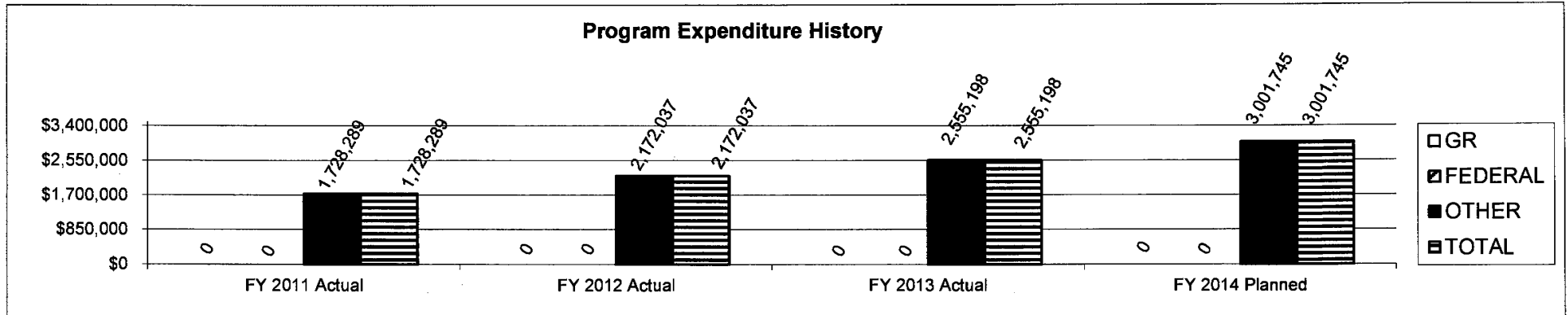
3. Are there federal matching requirements? If yes, please explain.

No

4. Is this a federally mandated program? If yes, please explain.

No

5. Provide actual expenditures for the prior three fiscal years and planned expenditures for the current fiscal year.



Note: Actual expenditures for all fiscal years are as of June 30 and do not include lapse period activities. FY 2014 Planned is shown at full appropriation.

6. What are the sources of the "Other" funds?

DNR Revolving Services Fund (0425)

PROGRAM DESCRIPTION

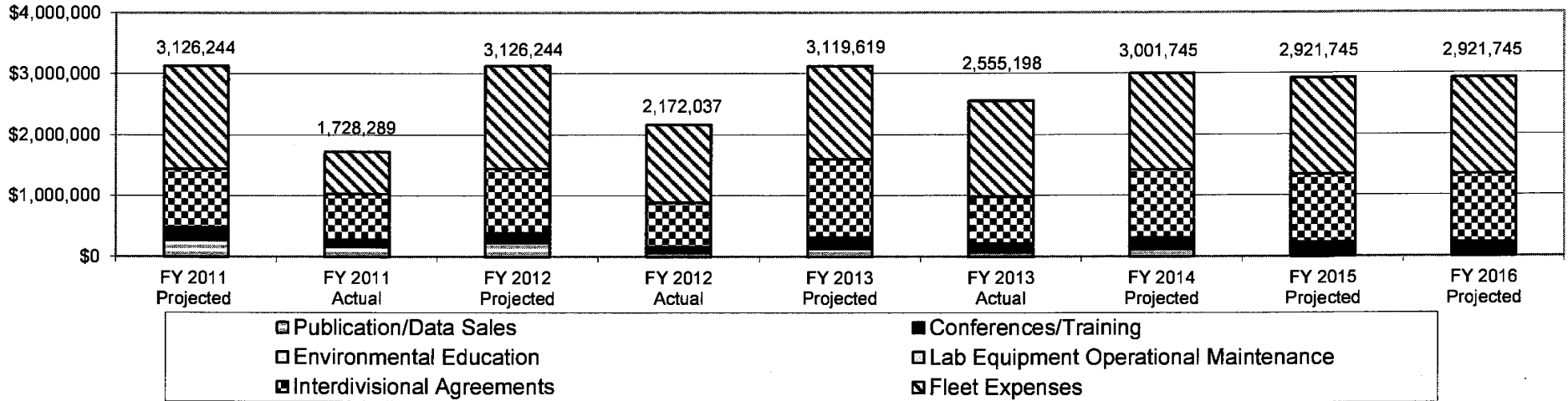
Department of Natural Resources

AWO - Natural Resources Revolving Services

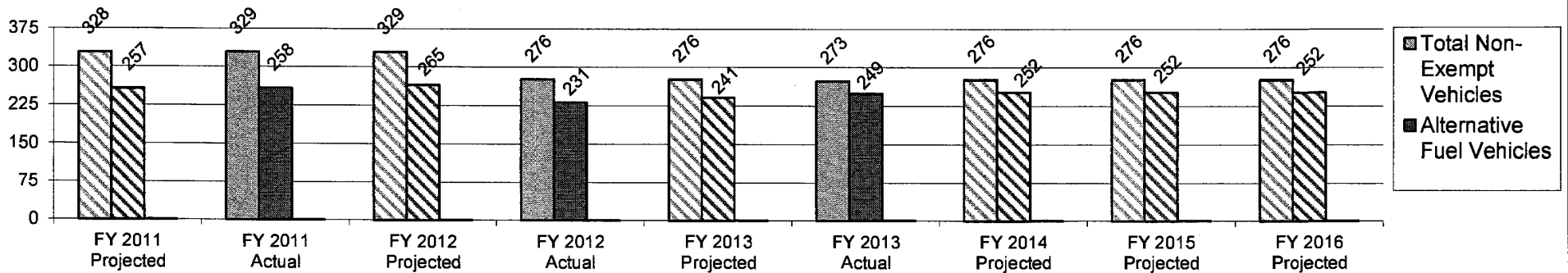
Program is found in the following core budget(s): Natural Resources Revolving Services

7a. Provide an effectiveness measure.

Operating Expenditures



Alternative Fuel Fleet

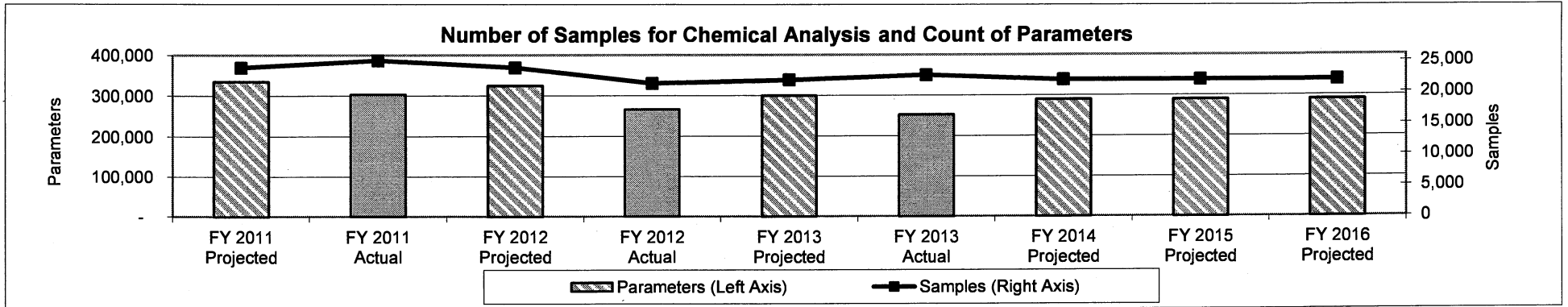


Note: In FY 12, approximately 60 department pool vehicles were consolidated into OA's vehicle pool.

PROGRAM DESCRIPTION

Department of Natural Resources
AWO - Natural Resources Revolving Services
Program is found in the following core budget(s): Natural Resources Revolving Services

7a. Provide an effectiveness measure. (continued.)



One sample may be tested for multiple parameters. For example, a specific drinking water sample may be tested for parameters such as lead, copper, and turbidity.

7b. Provide an efficiency measure.

The DNR Revolving Services Fund allows the department to receive monies from the delivery of services and the sale or resale of maps, publications and documents. These funds are used to purchase goods or services, publish maps and publications, and pay for shipping charges, laboratory services, core library fees, workshops, conferences and interdivisional agreements. This appropriation gives the department the ability to respond to both internal and external customers. Not having this appropriation would result in a slower, more cumbersome and therefore more costly payment method, and in some cases, the inability to respond to increasing demands by our internal and external customers.

7c. Provide the number of clients/individuals served, if applicable.

Maps (geological and surficial materials) and publications (1)	FY 2011		FY 2012		FY 2013		FY 2014	FY 2015	FY 2016
	Projected	Actual	Projected	Actual	Projected	Actual	Projected	Projected	Projected
	15	10	15	9	8	21	3	4	6

(1) Dependent upon availability of grant funding.

7d. Provide a customer satisfaction measure, if available.

Not available

Department of Natural Resources

DECISION ITEM SUMMARY

Budget Unit								
Decision Item	FY 2013	FY 2013	FY 2014	FY 2014	FY 2015	FY 2015	FY 2015	FY 2015
Budget Object Summary	ACTUAL	ACTUAL	BUDGET	BUDGET	DEPT REQ	DEPT REQ	GOV REC	GOV REC
Fund	DOLLAR	FTE	DOLLAR	FTE	DOLLAR	FTE	DOLLAR	FTE
REFUND ACCOUNTS								
CORE								
PROGRAM-SPECIFIC								
DEPT NATURAL RESOURCES	11,259	0.00	9,445	0.00	9,445	0.00	9,445	0.00
ABANDONED MINE RECLAMATION	0	0.00	165	0.00	165	0.00	165	0.00
MO AIR EMISSION REDUCTION	6,017	0.00	15,988	0.00	15,988	0.00	15,988	0.00
STATE PARKS EARNINGS	25,266	0.00	44,946	0.00	44,946	0.00	44,946	0.00
NATURAL RESOURCES REVOLVING SE	721	0.00	1,419	0.00	1,419	0.00	1,419	0.00
HISTORIC PRESERVATION REVOLV	0	0.00	165	0.00	165	0.00	165	0.00
DNR COST ALLOCATION	0	0.00	3,478	0.00	3,478	0.00	3,478	0.00
NRP-WATER POLLUTION PERMIT FEE	14,847	0.00	46,982	0.00	46,982	0.00	46,982	0.00
SOLID WASTE MGMT-SCRAP TIRE	0	0.00	1,165	0.00	1,165	0.00	1,165	0.00
SOLID WASTE MANAGEMENT	0	0.00	1,165	0.00	1,165	0.00	1,165	0.00
METALLIC MINERALS WASTE MGMT	0	0.00	165	0.00	165	0.00	165	0.00
NRP-AIR POLLUTION ASBESTOS FEE	2,751	0.00	9,930	0.00	9,930	0.00	9,930	0.00
UNDERGROUND STOR TANK REG PROG	0	0.00	4,965	0.00	4,965	0.00	4,965	0.00
NRP-AIR POLLUTION PERMIT FEE	1,956	0.00	62,082	0.00	62,082	0.00	62,082	0.00
WATER & WASTEWATER LOAN REVOLV	0	0.00	10,498	0.00	10,498	0.00	10,498	0.00
PARKS SALES TAX	65,723	0.00	65,723	0.00	65,723	0.00	65,723	0.00
SOIL AND WATER SALES TAX	0	0.00	329	0.00	329	0.00	329	0.00
WATER & WASTEWATER LOAN FUND	0	0.00	165	0.00	165	0.00	165	0.00
ENVIRONMENTAL RADIATION MONITR	0	0.00	250	0.00	250	0.00	250	0.00
GROUNDWATER PROTECTION	3,153	0.00	3,000	0.00	3,165	0.00	3,165	0.00
ENERGY SET-ASIDE PROGRAM	0	0.00	2,039	0.00	0	0.00	0	0.00
MISSOURI LAND SURVEY FUND	0	0.00	165	0.00	0	0.00	0	0.00
HAZARDOUS WASTE FUND	42,489	0.00	59,688	0.00	59,688	0.00	59,688	0.00
SAFE DRINKING WATER FUND	1,218	0.00	14,726	0.00	14,726	0.00	14,726	0.00
COAL MINE LAND RECLAMATION	0	0.00	165	0.00	165	0.00	165	0.00
OIL AND GAS REMEDIAL	0	0.00	750	0.00	750	0.00	750	0.00
BIODIESEL FUEL REVOLVING	0	0.00	165	0.00	0	0.00	0	0.00
STORM WATER LOAN REVOLVING	0	0.00	200	0.00	200	0.00	200	0.00
RURAL WATER AND SEWER LOAN REV	0	0.00	165	0.00	165	0.00	165	0.00
GEOLOGIC RESOURCES FUND	388	0.00	400	0.00	400	0.00	400	0.00
CONFEDERATE MEMORIAL PARK	0	0.00	165	0.00	165	0.00	165	0.00
CONCENT ANIMAL FEEDING	0	0.00	450	0.00	450	0.00	450	0.00
MO ALTERNATV FUEL VEHICLE LOAN	0	0.00	50	0.00	0	0.00	0	0.00

1/21/14 19:06

im_disummary

Department of Natural Resources

DECISION ITEM SUMMARY

Budget Unit								
Decision Item	FY 2013	FY 2013	FY 2014	FY 2014	FY 2015	FY 2015	FY 2015	FY 2015
Budget Object Summary	ACTUAL	ACTUAL	BUDGET	BUDGET	DEPT REQ	DEPT REQ	GOV REC	GOV REC
Fund	DOLLAR	FTE	DOLLAR	FTE	DOLLAR	FTE	DOLLAR	FTE
REFUND ACCOUNTS								
CORE								
PROGRAM-SPECIFIC								
DRY-CLEANING ENVIRL RESP TRUST	514	0.00	4,000	0.00	4,000	0.00	4,000	0.00
MINED LAND RECLAMATION	88,028	0.00	9,930	0.00	9,930	0.00	9,930	0.00
BABLER STATE PARK	0	0.00	417	0.00	417	0.00	417	0.00
ENERGY FUTURES FUND	0	0.00	4,500	0.00	0	0.00	0	0.00
TOTAL - PD	264,330	0.00	380,000	0.00	373,246	0.00	373,246	0.00
TOTAL	264,330	0.00	380,000	0.00	373,246	0.00	373,246	0.00
GRAND TOTAL	\$264,330	0.00	\$380,000	0.00	\$373,246	0.00	\$373,246	0.00

CORE DECISION ITEM

Department of Natural Resources	Budget Unit <u>79630C</u>
Agency Wide Operations	
Refund Accounts Core	

1. CORE FINANCIAL SUMMARY

	FY 2015 Budget Request					FY 2015 Governor's Recommendation			
	GR	Federal	Other	Total		GR	Fed	Other	Total
PS	0	0	0	0	PS	0	0	0	0
EE	0	0	0	0	EE	0	0	0	0
PSD	0	9,610	363,636	373,246	PSD	0	9,610	363,636	373,246 E
Total	0	9,610	363,636	373,246	Total	0	9,610	363,636	373,246 E
FTE	0.00	0.00	0.00	0.00	FTE	0.00	0.00	0.00	0.00

Est. Fringe	0	0	0	0
--------------------	---	---	---	---

Note: Fringes budgeted in House Bill 5 except for certain fringes budgeted directly to MoDOT, Highway Patrol, and Conservation.

Est. Fringe	0	0	0	0
--------------------	---	---	---	---

Note: Fringes budgeted in House Bill 5 except for certain fringes budgeted directly to MoDOT, Highway Patrol, and Conservation.

Other Funds: Missouri Air Emission Reduction Fund (0267); State Parks Earnings Fund (0415); DNR Revolving Services Fund (0425); Historic Preservation Revolving Fund (0430); Cost Allocation Fund (0500); Natural Resources Protection Fund-Water Pollution Permit Fee Subaccount (0568); Solid Waste Management Fund-Scrap Tire (0569); Solid Waste Management Fund (0570); Metallic Minerals Waste Management Fund (0575); Natural Resources Protection Fund-Air Pollution Asbestos Fee Subaccount (0584); Underground Storage Tank Regulation Program Fund (0586); Natural Resources Protection Fund-Air Pollution Permit Fee Subaccount (0594); Water and Wastewater Loan Revolving Fund (0602); Parks Sales Tax Fund (0613); Soil and Water Sales Tax Fund (0614); Water and Wastewater Loan Fund (0649); Environmental Radiation Monitoring Fund (0656); Groundwater Protection Fund (0660); Hazardous Waste Fund (0676); Safe Drinking Water Fund (0679); Coal Mine Land Reclamation Fund (0684); Oil and Gas Remedial Fund (0699); Stormwater Loan Revolving Fund (0754); Rural Water and Sewer Loan Revolving Fund (0755); Geologic Resources Fund (0801); Confederate Memorial Park Fund (0812); Concentrated Animal Feeding Operation Indemnity Fund (0834); Dry-Cleaning Environmental Response Trust Fund (0898); Mined Land Reclamation Fund (0906); and Babler State Park Fund (0911).

The FY 2015 Governor's Recommendation includes restoration of estimated appropriation for all funds to promptly process refunds to citizens and other organizations.

Transfer Out: Per Executive Order 13-03, the Division of Energy was transferred to the Department of Economic Development in August 2013. The FY 2015 budget reflects the transfer of the Division of Energy's refund appropriations (\$6,754) to the Department of Economic Development.

CORE DECISION ITEM

Department of Natural Resources	Budget Unit <u>79630C</u>
Agency Wide Operations	
Refund Accounts Core	

2. CORE DESCRIPTION

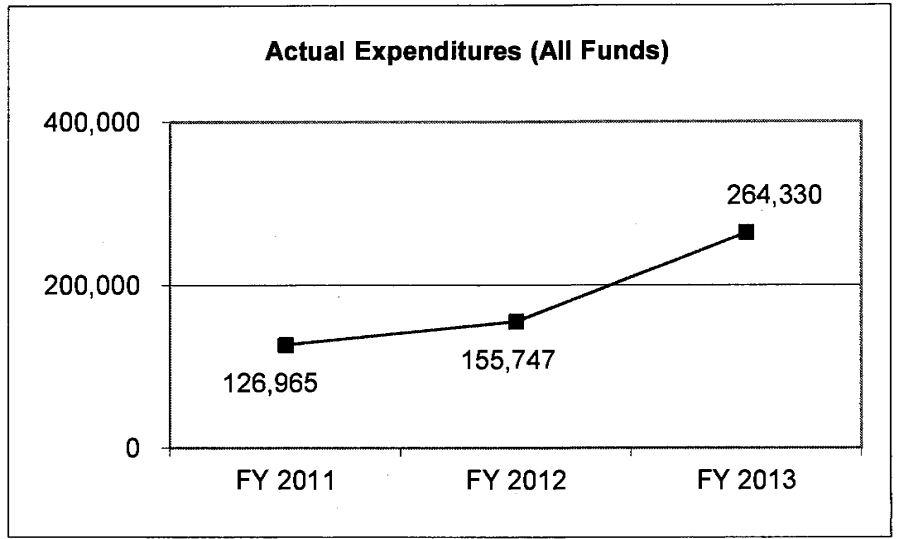
As a cash management practice, the department deposits revenue it receives as soon as possible. Since the department has many different revenue streams, there are occasions when revenue payments received by the department need to be refunded. This appropriation provides the means to efficiently refund these revenues to the entity that made the payment without having a negative impact on the department's operating budget.

3. PROGRAM LISTING (list programs included in this core funding)

Refund Accounts

4. FINANCIAL HISTORY

	FY 2011 Actual	FY 2012 Actual	FY 2013 Actual	FY 2014 Current Yr.
Appropriation (All Funds)	291,700	274,514	264,335	380,000
Less Reverted (All Funds)	0	0	0	N/A
Budget Authority (All Funds)	291,700	274,514	264,335	N/A
Actual Expenditures (All Funds)	126,965	155,747	264,330	N/A
Unexpended (All Funds)	164,735	118,767	5	N/A
Unexpended, by Fund:				
General Revenue	0	0	0	N/A
Federal	20,342	166	0	N/A
Other	144,393	118,601	5	N/A



(1)

Reverted includes Governor's standard 3 percent reserve (when applicable) and any expenditure restrictions. Actual expenditures for all fiscal years are as of June 30 and do not include lapse period activities.

NOTE:

(1) The FY 2014 budget includes increased appropriation authority in lieu of estimated (E) authority.

CORE RECONCILIATION DETAIL

**DEPARTMENT OF NATURAL RESOURCES
REFUND ACCOUNTS**

5. CORE RECONCILIATION DETAIL

			Budget Class	FTE	GR	Federal	Other	Total	Explanation
TAFP AFTER VETOES									
			PD	0.00	0	9,610	370,390	380,000	
			Total	0.00	0	9,610	370,390	380,000	
DEPARTMENT CORE ADJUSTMENTS									
Transfer Out	1710 7846	PD		0.00	0	0	(4,500)	(4,500)	Per Executive Order 13-03, the Division of Energy was transferred to the Department of Economic Development in August 2013. The FY 2015 budget reflects this transfer.
Transfer Out	1710 3130	PD		0.00	0	0	(50)	(50)	Per Executive Order 13-03, the Division of Energy was transferred to the Department of Economic Development in August 2013. The FY 2015 budget reflects this transfer.
Transfer Out	1710 5261	PD		0.00	0	0	(165)	(165)	Per Executive Order 13-03, the Division of Energy was transferred to the Department of Economic Development in August 2013. The FY 2015 budget reflects this transfer.
Transfer Out	1710 7491	PD		0.00	0	0	(2,039)	(2,039)	Per Executive Order 13-03, the Division of Energy was transferred to the Department of Economic Development in August 2013. The FY 2015 budget reflects this transfer.
Core Reallocation	1708 3542	PD		0.00	0	0	(165)	(165)	Core reallocations will more closely align the budget with planned spending.

CORE RECONCILIATION DETAIL

**DEPARTMENT OF NATURAL RESOURCES
REFUND ACCOUNTS**

5. CORE RECONCILIATION DETAIL

		Budget Class	FTE	GR	Federal	Other	Total	Explanation
DEPARTMENT CORE ADJUSTMENTS								
Core Reallocation	1708 2744	PD	0.00	0	0	165	165	Core reallocations will more closely align the budget with planned spending.
NET DEPARTMENT CHANGES			0.00	0	0	(6,754)	(6,754)	
DEPARTMENT CORE REQUEST								
		PD	0.00	0	9,610	363,636	373,246	
		Total	0.00	0	9,610	363,636	373,246	
GOVERNOR'S RECOMMENDED CORE								
		PD	0.00	0	9,610	363,636	373,246	
		Total	0.00	0	9,610	363,636	373,246	

Department of Natural Resources

DECISION ITEM DETAIL

Budget Unit	FY 2013	FY 2013	FY 2014	FY 2014	FY 2015	FY 2015	FY 2015	FY 2015
Decision Item	ACTUAL	ACTUAL	BUDGET	BUDGET	DEPT REQ	DEPT REQ	GOV REC	GOV REC
Budget Object Class	DOLLAR	FTE	DOLLAR	FTE	DOLLAR	FTE	DOLLAR	FTE
REFUND ACCOUNTS								
CORE								
REFUNDS	264,330	0.00	380,000	0.00	373,246	0.00	373,246	0.00
TOTAL - PD	264,330	0.00	380,000	0.00	373,246	0.00	373,246	0.00
GRAND TOTAL	\$264,330	0.00	\$380,000	0.00	\$373,246	0.00	\$373,246	0.00
GENERAL REVENUE	\$0	0.00	\$0	0.00	\$0	0.00	\$0	0.00
FEDERAL FUNDS	\$11,259	0.00	\$9,610	0.00	\$9,610	0.00	\$9,610	0.00
OTHER FUNDS	\$253,071	0.00	\$370,390	0.00	\$363,636	0.00	\$363,636	0.00

PROGRAM DESCRIPTION

Department of Natural Resources
AWO - Refund Accounts
Program is found in the following core budget(s): Refund Accounts

1. What does this program do?

The department needs appropriation authority to promptly return funding to citizens and other organizations. Since the department collects many fees, there are occasions when fees or other payments received by the department need to be refunded.

2. What is the authorization for this program, i.e., federal or state statute, etc.? (Include the federal program number, if applicable.)

There is no specific federal or state statutory or constitutional basis for this decision item.

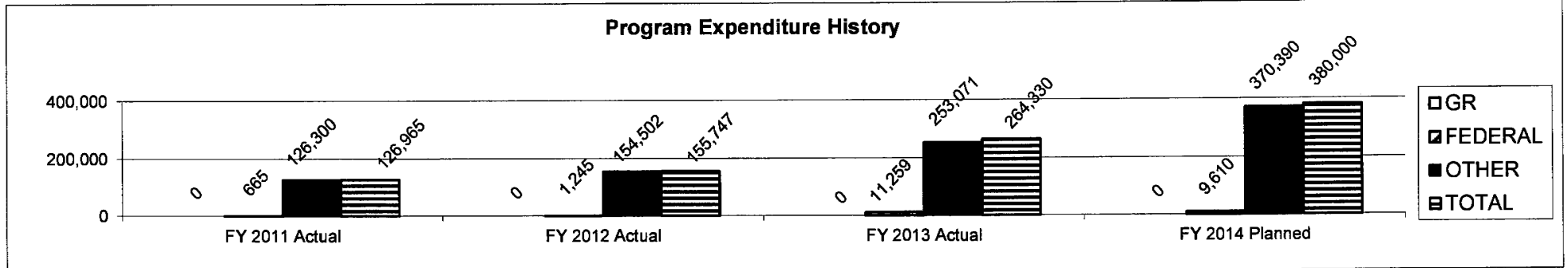
3. Are there federal matching requirements? If yes, please explain.

No

4. Is this a federally mandated program? If yes, please explain.

No

5. Provide actual expenditures for the prior three fiscal years and planned expenditures for the current fiscal year.



Notes: Actual expenditures for all fiscal years are as of June 30 and do not include lapse period activities. FY 2014 Planned is shown at full appropriation.

PROGRAM DESCRIPTION

Department of Natural Resources

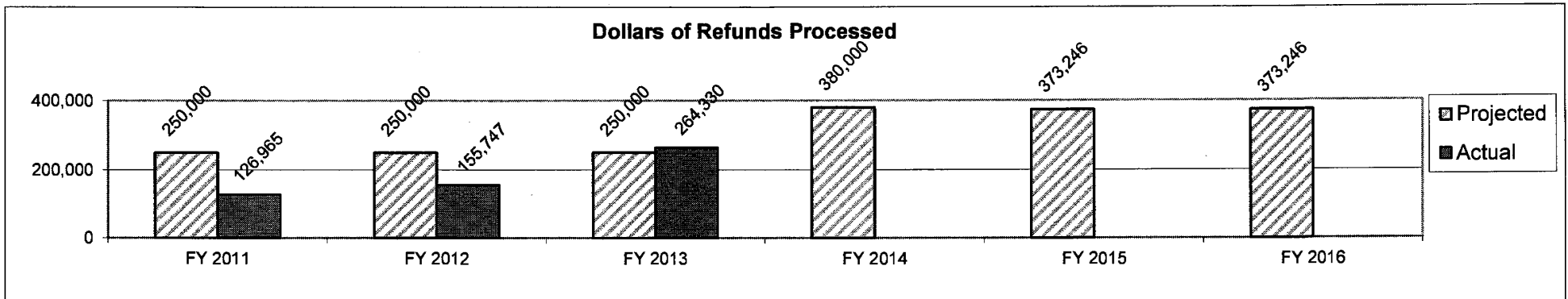
AWO - Refund Accounts

Program is found in the following core budget(s): Refund Accounts

6. What are the sources of the "Other" funds?

Other Funds (FY 2015): Missouri Air Emission Reduction Fund (0267); State Parks Earnings Fund (0415); DNR Revolving Services Fund (0425); Historic Preservation Revolving Fund (0430); Cost Allocation Fund (0500); Natural Resources Protection Fund-Water Pollution Permit Fee Subaccount (0568); Solid Waste Management Fund-Scrap Tire (0569); Solid Waste Management Fund (0570); Metallic Minerals Waste Management Fund (0575); Natural Resources Protection Fund-Air Pollution Asbestos Fee Subaccount (0584); Underground Storage Tank Regulation Program Fund (0586); Natural Resources Protection Fund-Air Pollution Permit Fee Subaccount (0594); Water and Wastewater Loan Revolving Fund (0602); Parks Sales Tax Fund (0613); Soil and Water Sales Tax Fund (0614); Water and Wastewater Loan Fund (0649); Environmental Radiation Monitoring Fund (0656); Groundwater Protection Fund (0660); Hazardous Waste Fund (0676); Safe Drinking Water Fund (0679); Coal Mine Land Reclamation Fund (0684); Oil and Gas Remedial Fund (0699); Stormwater Loan Revolving Fund (0754); Rural Water and Sewer Loan Revolving Fund (0755); Geologic Resources Fund (0801); Confederate Memorial Park Fund (0812); Concentrated Animal Feeding Operation Indemnity Fund (0834); Dry-Cleaning Environmental Response Trust Fund (0898); Mined Land Reclamation Fund (0906); and Babler State Park Fund (0911).

7a. Provide an effectiveness measure.



7b. Provide an efficiency measure.

The department achieves efficiency through the use of these appropriations to promptly process refunds to citizens and other organizations.

7c. Provide the number of clients/individuals served, if applicable.

Not available

7d. Provide a customer satisfaction measure, if available.

Not available

Department of Natural Resources

DECISION ITEM SUMMARY

Budget Unit								
Decision Item	FY 2013	FY 2013	FY 2014	FY 2014	FY 2015	FY 2015	FY 2015	FY 2015
Budget Object Summary	ACTUAL	ACTUAL	BUDGET	BUDGET	DEPT REQ	DEPT REQ	GOV REC	GOV REC
Fund	DOLLAR	FTE	DOLLAR	FTE	DOLLAR	FTE	DOLLAR	FTE
SALES TAX REIMBURSEMENT TO GR								
CORE								
EXPENSE & EQUIPMENT								
STATE PARKS EARNINGS	40,655	0.00	240,000	0.00	240,000	0.00	240,000	0.00
NATURAL RESOURCES REVOLVING SE	1,162	0.00	10,000	0.00	10,000	0.00	10,000	0.00
TOTAL - EE	41,817	0.00	250,000	0.00	250,000	0.00	250,000	0.00
TOTAL	41,817	0.00	250,000	0.00	250,000	0.00	250,000	0.00
GRAND TOTAL	\$41,817	0.00	\$250,000	0.00	\$250,000	0.00	\$250,000	0.00

CORE DECISION ITEM

Department of Natural Resources	Budget Unit <u>79640C</u>
Agency Wide Operations	
Sales Tax Reimbursement to GR Core	

1. CORE FINANCIAL SUMMARY

	FY 2015 Budget Request			
	GR	Federal	Other	Total
PS	0	0	0	0
EE	0	0	250,000	250,000
PSD	0	0	0	0
Total	0	0	250,000	250,000
FTE	0.00	0.00	0.00	0.00

	FY 2015 Governor's Recommendation			
	GR	Fed	Other	Total
PS	0	0	0	0
EE	0	0	250,000	250,000
PSD	0	0	0	0
Total	0	0	250,000	250,000
FTE	0.00	0.00	0.00	0.00

Est. Fringe	0	0	0	0
--------------------	---	---	---	---

Note: Fringes budgeted in House Bill 5 except for certain fringes budgeted directly to MoDOT, Highway Patrol, and Conservation.

Est. Fringe	0	0	0	0
--------------------	---	---	---	---

Note: Fringes budgeted in House Bill 5 except for certain fringes budgeted directly to MoDOT, Highway Patrol, and Conservation.

Other Funds: State Parks Earnings Fund (0415); DNR Revolving Services Fund (0425)

2. CORE DESCRIPTION

The department collects sales tax on items sold at State Parks, Historic Sites and at the Missouri Geological Survey. By having this appropriation, the department is able to promptly and efficiently transfer state tax revenue to the General Revenue Fund.

3. PROGRAM LISTING (list programs included in this core funding)

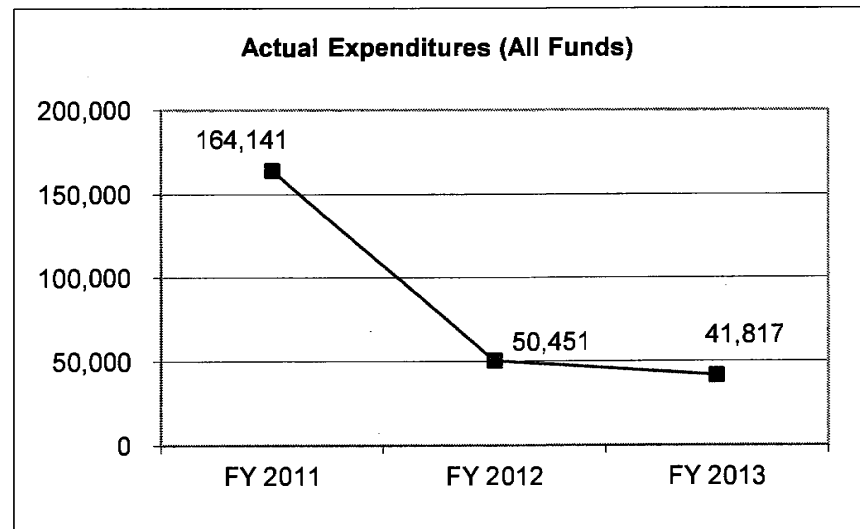
Sales Tax Reimbursement to GR

CORE DECISION ITEM

Department of Natural Resources	Budget Unit <u>79640C</u>
Agency Wide Operations	
Sales Tax Reimbursement to GR Core	

4. FINANCIAL HISTORY

	FY 2011 Actual	FY 2012 Actual	FY 2013 Actual	FY 2014 Current Yr.
Appropriation (All Funds)	203,000	203,000	250,000	250,000
Less Reverted (All Funds)	0	0	0	N/A
Budget Authority (All Funds)	203,000	203,000	250,000	N/A
Actual Expenditures (All Funds)	164,141	50,451	41,817	N/A
Unexpended (All Funds)	38,859	152,549	208,183	N/A
Unexpended, by Fund:				
General Revenue	0	0	0	N/A
Federal	0	0	0	N/A
Other	38,859	152,549	208,183	N/A



Reverted includes Governor's standard 3 percent reserve (when applicable) and any expenditure restrictions. Actual expenditures for all fiscal years are as of June 30 and do not include lapse period activities.

CORE RECONCILIATION DETAIL

DEPARTMENT OF NATURAL RESOURCES
SALES TAX REIMBURSEMENT TO GR

5. CORE RECONCILIATION DETAIL

	Budget Class	FTE	GR	Federal	Other	Total	Explanation
TAFP AFTER VETOES	EE	0.00	0	0	250,000	250,000	
	Total	0.00	0	0	250,000	250,000	
DEPARTMENT CORE REQUEST	EE	0.00	0	0	250,000	250,000	
	Total	0.00	0	0	250,000	250,000	
GOVERNOR'S RECOMMENDED CORE	EE	0.00	0	0	250,000	250,000	
	Total	0.00	0	0	250,000	250,000	

Department of Natural Resources

DECISION ITEM DETAIL

Budget Unit	FY 2013	FY 2013	FY 2014	FY 2014	FY 2015	FY 2015	FY 2015	FY 2015
Decision Item	ACTUAL	ACTUAL	BUDGET	BUDGET	DEPT REQ	DEPT REQ	GOV REC	GOV REC
Budget Object Class	DOLLAR	FTE	DOLLAR	FTE	DOLLAR	FTE	DOLLAR	FTE
SALES TAX REIMBURSEMENT TO GR								
CORE								
MISCELLANEOUS EXPENSES	41,817	0.00	250,000	0.00	250,000	0.00	250,000	0.00
TOTAL - EE	41,817	0.00	250,000	0.00	250,000	0.00	250,000	0.00
GRAND TOTAL	\$41,817	0.00	\$250,000	0.00	\$250,000	0.00	\$250,000	0.00
GENERAL REVENUE	\$0	0.00	\$0	0.00	\$0	0.00	\$0	0.00
FEDERAL FUNDS	\$0	0.00	\$0	0.00	\$0	0.00	\$0	0.00
OTHER FUNDS	\$41,817	0.00	\$250,000	0.00	\$250,000	0.00	\$250,000	0.00

PROGRAM DESCRIPTION

Department of Natural Resources

AWO - Sales Tax Reimbursement to GR

Program is found in the following core budget(s): Sales Tax Reimbursement to GR

1. What does this program do?

The department collects sales tax on various items. Missouri State Parks collects sales tax on souvenirs, camping fees, wood sales, gift shop sales, cave tours, historic site tours, ATV usage permits, ATV accessories, vending machine sales, swimming pool fees, pay phone receipts (if the department owns or rents the pay phone from the phone company), rentals of shelter houses, and rentals of cabins and other guest quarters, etc. In addition, the Missouri Geological Survey (MGS) collects sales tax on maps and publications sold to the general public. By having this appropriation, the department is able to promptly and efficiently transfer state tax revenue to the General Revenue Fund.

2. What is the authorization for this program, i.e., federal or state statute, etc.? (Include the federal program number, if applicable.)

RSMo 144.020.1 Tax imposed upon all sellers
 RSMo 144.010.1(11) Defines seller as a person
 RSMo 144.010.1(6) Defines person

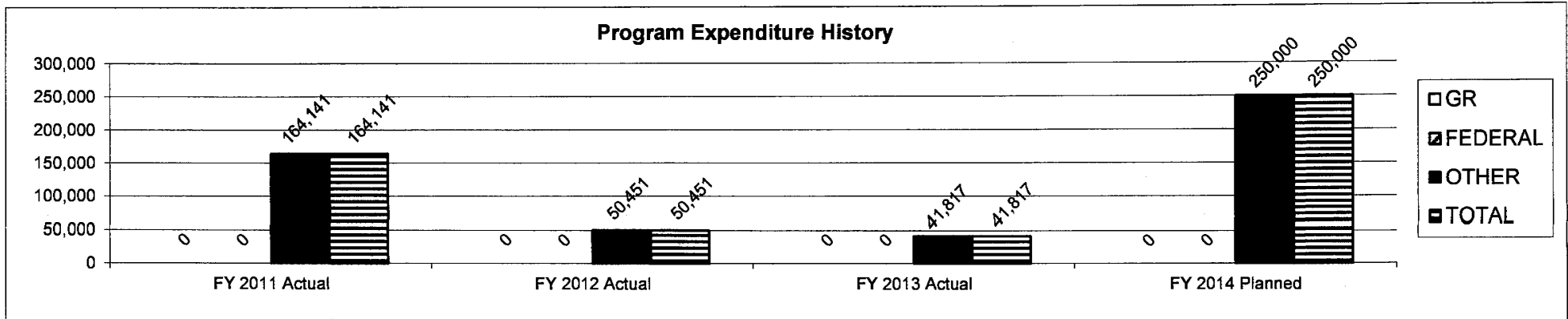
3. Are there federal matching requirements? If yes, please explain.

No

4. Is this a federally mandated program? If yes, please explain.

No

5. Provide actual expenditures for the prior three fiscal years and planned expenditures for the current fiscal year.



Notes: Actual expenditures for all fiscal years are as of June 30 and do not include lapse period activities. FY 2014 Planned is shown at full appropriation.

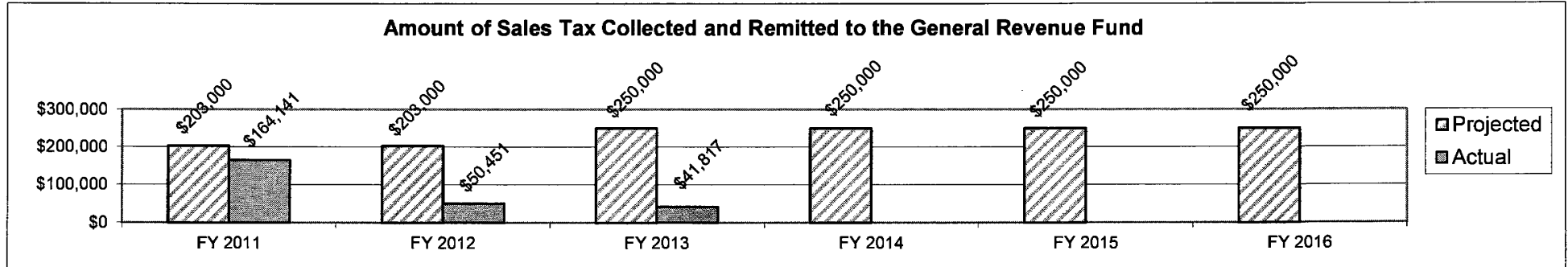
PROGRAM DESCRIPTION

Department of Natural Resources
AWO - Sales Tax Reimbursement to GR
Program is found in the following core budget(s): Sales Tax Reimbursement to GR

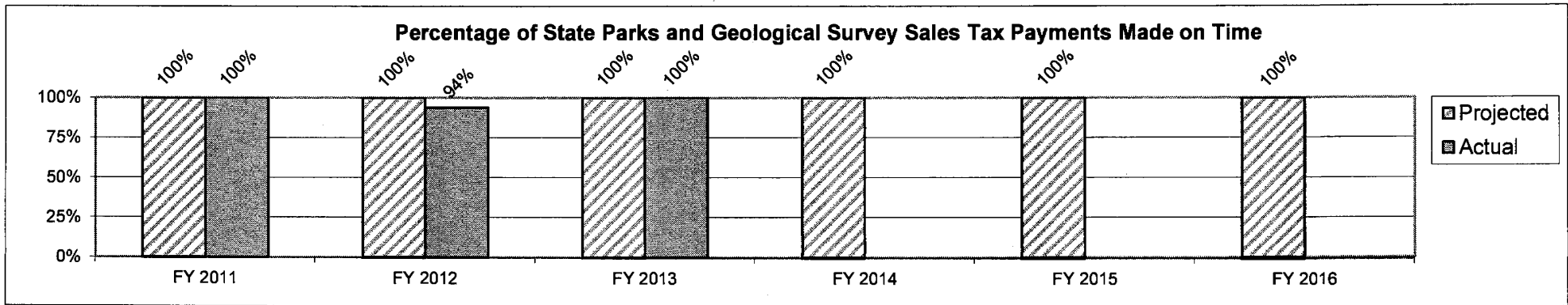
6. What are the sources of the "Other" funds?

State Parks Earnings Fund (0415); DNR Revolving Services Fund (0425)

7a. Provide an effectiveness measure.



7b. Provide an efficiency measure.



PROGRAM DESCRIPTION

Department of Natural Resources
AWO - Sales Tax Reimbursement to GR
Program is found in the following core budget(s): Sales Tax Reimbursement to GR

7c. Provide the number of clients/individuals served, if applicable.

Number of visits to Missouri State Parks and Historic Sites

	CY 2011 Actual	CY 2012 Projected	CY 2012 Actual	CY 2013 Projected	CY 2013 Actual	CY 2014 Projected	CY 2015 Projected	CY 2016 Projected
Number of Visits to State Park System	17,845,899	16,689,855	18,092,673	18,000,000	17,468,057	18,900,000	19,100,000	19,300,000

Note: This measure was updated from fiscal year to calendar year in the FY 2013 budget; therefore FY 2011 projected data is not available.

Maps (geological and surficial materials) and publications (1)	FY 2011		FY 2012		FY 2013		FY 2014	FY 2015	FY 2016
	Projected	Actual	Projected	Actual	Projected	Actual	Projected	Projected	Projected
	15	10	15	9	8	21	3	4	6

(1) Dependent upon availability of grant funding.

7d. Provide a customer satisfaction measure, if available.

Not available

Department of Natural Resources

DECISION ITEM SUMMARY

Budget Unit									
Decision Item	FY 2013	FY 2013	FY 2014	FY 2014	FY 2015	FY 2015	FY 2015	FY 2015	FY 2015
Budget Object Summary	ACTUAL	ACTUAL	BUDGET	BUDGET	DEPT REQ	DEPT REQ	GOV REC	GOV REC	GOV REC
Fund	DOLLAR	FTE	DOLLAR	FTE	DOLLAR	FTE	DOLLAR	FTE	DOLLAR
COST ALLOCATION-TRANSFER									
CORE									
FUND TRANSFERS									
MO AIR EMISSION REDUCTION	204,358	0.00	234,930	0.00	153,502	0.00	153,502	0.00	0.00
STATE PARKS EARNINGS	633,204	0.00	804,901	0.00	305,347	0.00	305,347	0.00	0.00
HISTORIC PRESERVATION REVOLV	26,807	0.00	27,583	0.00	25,411	0.00	25,411	0.00	0.00
NATURAL RESOURCES PROTECTION	72,970	0.00	92,381	0.00	57,760	0.00	57,760	0.00	0.00
NRP-WATER POLLUTION PERMIT FEE	690,947	0.00	792,340	0.00	575,986	0.00	575,986	0.00	0.00
SOLID WASTE MGMT-SCRAP TIRE	131,369	0.00	114,582	0.00	83,375	0.00	83,375	0.00	0.00
SOLID WASTE MANAGEMENT	379,290	0.00	488,544	0.00	343,299	0.00	343,299	0.00	0.00
METALLIC MINERALS WASTE MGMT	11,484	0.00	13,121	0.00	9,469	0.00	9,469	0.00	0.00
NRP-AIR POLLUTION ASBESTOS FEE	41,543	0.00	47,576	0.00	33,907	0.00	33,907	0.00	0.00
PETROLEUM STORAGE TANK INS	108,774	0.00	123,960	0.00	104,067	0.00	104,067	0.00	0.00
UNDERGROUND STOR TANK REG PROG	16,232	0.00	20,275	0.00	14,771	0.00	14,771	0.00	0.00
NRP-AIR POLLUTION PERMIT FEE	922,963	0.00	1,132,384	0.00	784,777	0.00	784,777	0.00	0.00
PARKS SALES TAX	2,236,326	0.00	2,681,628	0.00	3,004,310	0.00	3,004,310	0.00	0.00
SOIL AND WATER SALES TAX	154,646	0.00	196,536	0.00	174,388	0.00	174,388	0.00	0.00
WATER & WASTEWATER LOAN FUND	168,228	0.00	196,635	0.00	142,876	0.00	142,876	0.00	0.00
ENVIRONMENTAL RADIATION MONITR	21,411	0.00	46,518	0.00	16,035	0.00	16,035	0.00	0.00
GROUNDWATER PROTECTION	92,468	0.00	88,241	0.00	63,609	0.00	63,609	0.00	0.00
ENERGY SET-ASIDE PROGRAM	115,108	0.00	145,173	0.00	0	0.00	0	0.00	0.00
MISSOURI LAND SURVEY FUND	110,419	0.00	105,570	0.00	0	0.00	0	0.00	0.00
HAZARDOUS WASTE FUND	277,101	0.00	349,728	0.00	265,208	0.00	265,208	0.00	0.00
SAFE DRINKING WATER FUND	413,598	0.00	474,928	0.00	346,185	0.00	346,185	0.00	0.00
BIODIESEL FUEL REVOLVING	365	0.00	343	0.00	0	0.00	0	0.00	0.00
GEOLOGIC RESOURCES FUND	19,667	0.00	18,679	0.00	12,718	0.00	12,718	0.00	0.00
DRY-CLEANING ENVIRL RESP TRUST	42,748	0.00	40,712	0.00	15,370	0.00	15,370	0.00	0.00
ENERGY FUTURES FUND	19,454	0.00	14,292	0.00	0	0.00	0	0.00	0.00
TOTAL - TRF	6,911,480	0.00	8,251,560	0.00	6,532,370	0.00	6,532,370	0.00	0.00
TOTAL	6,911,480	0.00	8,251,560	0.00	6,532,370	0.00	6,532,370	0.00	0.00
GRAND TOTAL	\$6,911,480	0.00	\$8,251,560	0.00	\$6,532,370	0.00	\$6,532,370	0.00	0.00

Department of Natural Resources

DECISION ITEM SUMMARY

Budget Unit	FY 2013	FY 2013	FY 2014	FY 2014	FY 2015	FY 2015	FY 2015	FY 2015
Decision Item	ACTUAL	ACTUAL	BUDGET	BUDGET	DEPT REQ	DEPT REQ	GOV REC	GOV REC
Budget Object Summary	DOLLAR	FTE	DOLLAR	FTE	DOLLAR	FTE	DOLLAR	FTE
Fund	DOLLAR	FTE	DOLLAR	FTE	DOLLAR	FTE	DOLLAR	FTE
COST ALLOCATION HB 13 TRF								
CORE								
FUND TRANSFERS								
MO AIR EMISSION REDUCTION	69,517	0.00	74,160	0.00	70,818	0.00	70,818	0.00
STATE PARKS EARNINGS	66,008	0.00	73,886	0.00	27,727	0.00	27,727	0.00
HISTORIC PRESERVATION REVOLV	2,794	0.00	2,532	0.00	2,308	0.00	2,308	0.00
NATURAL RESOURCES PROTECTION	24,825	0.00	29,162	0.00	26,648	0.00	26,648	0.00
NRP-WATER POLLUTION PERMIT FEE	234,070	0.00	249,258	0.00	264,851	0.00	264,851	0.00
SOLID WASTE MGMT-SCRAP TIRE	44,690	0.00	36,170	0.00	38,465	0.00	38,465	0.00
SOLID WASTE MANAGEMENT	122,403	0.00	147,907	0.00	151,608	0.00	151,608	0.00
METALLIC MINERALS WASTE MGMT	3,906	0.00	4,143	0.00	4,369	0.00	4,369	0.00
NRP-AIR POLLUTION ASBESTOS FEE	14,133	0.00	15,018	0.00	15,643	0.00	15,643	0.00
PETROLEUM STORAGE TANK INS	33,992	0.00	36,155	0.00	43,476	0.00	43,476	0.00
UNDERGROUND STOR TANK REG PROG	5,523	0.00	6,400	0.00	6,815	0.00	6,815	0.00
NRP-AIR POLLUTION PERMIT FEE	314,054	0.00	357,459	0.00	362,053	0.00	362,053	0.00
PARKS SALES TAX	233,123	0.00	246,159	0.00	272,814	0.00	272,814	0.00
SOIL AND WATER SALES TAX	39,300	0.00	45,523	0.00	44,119	0.00	44,119	0.00
WATER & WASTEWATER LOAN FUND	57,231	0.00	62,072	0.00	65,915	0.00	65,915	0.00
ENVIRONMENTAL RADIATION MONITR	7,284	0.00	14,684	0.00	7,397	0.00	7,397	0.00
GROUNDWATER PROTECTION	1,475	0.00	1,422	0.00	1,059	0.00	1,059	0.00
ENERGY SET-ASIDE PROGRAM	20,003	0.00	32,379	0.00	0	0.00	0	0.00
MISSOURI LAND SURVEY FUND	1,761	0.00	1,701	0.00	0	0.00	0	0.00
HAZARDOUS WASTE FUND	85,128	0.00	102,350	0.00	113,702	0.00	113,702	0.00
SAFE DRINKING WATER FUND	140,703	0.00	149,920	0.00	159,711	0.00	159,711	0.00
BIODIESEL FUEL REVOLVING	10	0.00	9	0.00	0	0.00	0	0.00
GEOLOGIC RESOURCES FUND	314	0.00	301	0.00	212	0.00	212	0.00
DRY-CLEANING ENVIRL RESP TRUST	13,053	0.00	11,542	0.00	6,110	0.00	6,110	0.00
MINED LAND RECLAMATION	30,905	0.00	32,857	0.00	34,508	0.00	34,508	0.00
ENERGY FUTURES FUND	3,283	0.00	3,188	0.00	0	0.00	0	0.00
TOTAL - TRF	1,569,488	0.00	1,736,357	0.00	1,720,328	0.00	1,720,328	0.00
TOTAL	1,569,488	0.00	1,736,357	0.00	1,720,328	0.00	1,720,328	0.00
GRAND TOTAL	\$1,569,488	0.00	\$1,736,357	0.00	\$1,720,328	0.00	\$1,720,328	0.00

1/21/14 19:06

im_disummary

Department of Natural Resources

DECISION ITEM SUMMARY

Budget Unit	FY 2013	FY 2013	FY 2014	FY 2014	FY 2015	FY 2015	FY 2015	FY 2015
Decision Item	ACTUAL	ACTUAL	BUDGET	BUDGET	DEPT REQ	DEPT REQ	GOV REC	GOV REC
Budget Object Summary	DOLLAR	FTE	DOLLAR	FTE	DOLLAR	FTE	DOLLAR	FTE
Fund	DOLLAR	FTE	DOLLAR	FTE	DOLLAR	FTE	DOLLAR	FTE
COST ALLOCATION ITSD TRF								
CORE								
FUND TRANSFERS								
MO AIR EMISSION REDUCTION	170,485	0.00	197,935	0.00	178,277	0.00	178,277	0.00
STATE PARKS EARNINGS	431,482	0.00	559,157	0.00	225,634	0.00	225,634	0.00
HISTORIC PRESERVATION REVOLV	18,267	0.00	19,162	0.00	18,776	0.00	18,776	0.00
NATURAL RESOURCES PROTECTION	60,874	0.00	77,834	0.00	67,083	0.00	67,083	0.00
NRP-WATER POLLUTION PERMIT FEE	577,952	0.00	669,998	0.00	671,057	0.00	671,057	0.00
SOLID WASTE MGMT-SCRAP TIRE	109,595	0.00	96,539	0.00	96,833	0.00	96,833	0.00
SOLID WASTE MANAGEMENT	326,763	0.00	429,438	0.00	414,902	0.00	414,902	0.00
METALLIC MINERALS WASTE MGMT	9,578	0.00	11,055	0.00	10,998	0.00	10,998	0.00
NRP-AIR POLLUTION ASBESTOS FEE	34,655	0.00	40,084	0.00	39,380	0.00	39,380	0.00
PETROLEUM STORAGE TANK INS	96,449	0.00	114,051	0.00	132,922	0.00	132,922	0.00
UNDERGROUND STOR TANK REG PROG	13,540	0.00	17,082	0.00	17,156	0.00	17,156	0.00
NRP-AIR POLLUTION PERMIT FEE	769,862	0.00	954,063	0.00	911,448	0.00	911,448	0.00
PARKS SALES TAX	1,523,895	0.00	1,862,902	0.00	2,220,027	0.00	2,220,027	0.00
SOIL AND WATER SALES TAX	581,188	0.00	757,502	0.00	750,248	0.00	750,248	0.00
WATER & WASTEWATER LOAN FUND	140,344	0.00	165,670	0.00	165,938	0.00	165,938	0.00
ENVIRONMENTAL RADIATION MONITR	17,862	0.00	39,192	0.00	18,623	0.00	18,623	0.00
ENERGY SET-ASIDE PROGRAM	55,508	0.00	76,493	0.00	0	0.00	0	0.00
MISSOURI LAND SURVEY FUND	147,976	0.00	178,285	0.00	0	0.00	0	0.00
HAZARDOUS WASTE FUND	245,426	0.00	317,391	0.00	328,705	0.00	328,705	0.00
SAFE DRINKING WATER FUND	345,040	0.00	400,139	0.00	402,063	0.00	402,063	0.00
BIODIESEL FUEL REVOLVING	243	0.00	219	0.00	0	0.00	0	0.00
GEOLOGIC RESOURCES FUND	26,356	0.00	31,545	0.00	28,298	0.00	28,298	0.00
DRY-CLEANING ENVIRL RESP TRUST	37,987	0.00	38,001	0.00	20,200	0.00	20,200	0.00
ENERGY FUTURES FUND	9,108	0.00	7,531	0.00	0	0.00	0	0.00
TOTAL - TRF	5,750,435	0.00	7,061,268	0.00	6,718,568	0.00	6,718,568	0.00
TOTAL	5,750,435	0.00	7,061,268	0.00	6,718,568	0.00	6,718,568	0.00
GRAND TOTAL	\$5,750,435	0.00	\$7,061,268	0.00	\$6,718,568	0.00	\$6,718,568	0.00

1/21/14 19:06

im_disummary

CORE DECISION ITEM

Department of Natural Resources	Budget Unit <u>79685C & 79686C & 79687C</u>
Agency Wide Operations	
Cost Allocation Fund Transfer Core	

1. CORE FINANCIAL SUMMARY

	FY 2015 Budget Request					FY 2015 Governor's Recommendation			
	GR	Federal	Other	Total		GR	Fed	Other	Total
PS	0	0	0	0	PS	0	0	0	0
EE	0	0	0	0	EE	0	0	0	0
PSD	0	0	0	0	PSD	0	0	0	0
TRF	0	0	14,971,266	14,971,266	TRF	0	0	14,971,266	14,971,266
Total	0	0	14,971,266	14,971,266	Total	0	0	14,971,266	14,971,266
FTE	0.00	0.00	0.00	0.00	FTE	0.00	0.00	0.00	0.00

Est. Fringe	0	0	0	0
--------------------	---	---	---	---

Note: Fringes budgeted in House Bill 5 except for certain fringes budgeted directly to MoDOT, Highway Patrol, and Conservation.

Est. Fringe	0	0	0	0
--------------------	---	---	---	---

Note: Fringes budgeted in House Bill 5 except for certain fringes budgeted directly to MoDOT, Highway Patrol, and Conservation.

Other Funds: Missouri Air Emission Reduction Fund (0267); State Parks Earnings Fund (0415); Historic Preservation Revolving Fund (0430); Natural Resources Protection Fund-Damages Subaccount (0555); Natural Resources Protection Fund-Water Pollution Permit Fees (0568); Solid Waste Management Fund-Scrap Tire (0569); Solid Waste Management Fund (0570); Metallic Minerals Waste Management Fund (0575); Natural Resources Protection Fund-Asbestos (0584); Petroleum Storage Tank Insurance Fund (0585); Underground Storage Tank Regulation Program Fund (0586); Natural Resources Protection Fund-Air Pollution Permit (0594); Parks Sales Tax Fund (0613); Soil and Water Sales Tax Fund (0614); Water and Wastewater Loan Fund (0649); Environmental Radiation Monitoring Fund (0656); Groundwater Protection Fund (0660); Hazardous Waste Fund (0676); Safe Drinking Water Fund (0679); Geologic Resources Fund (0801); Dry-Cleaning Environmental Response Trust Fund (0898); Mined Land Reclamation Fund (0906).

Transfer Out: Per Executive Order 13-03, the Division of Energy was transferred to the Department of Economic Development in August 2013. The FY 2015 budget request includes a transfer out of \$93,163 from the Cost Allocation Fund Transfer (budget unit 79685C) to the Department of Economic Development's Administrative Services Transfer (budget unit 41930C).

Core Reductions: The FY 2015 budget request includes the following core reductions: \$1,626,027 for the Cost Allocation Fund Transfer (budget unit 79685C), \$16,029 for the HB 13 Cost Allocation Fund Transfer (budget unit 79686C), and \$342,700 for the OA ITSD Cost Allocation Fund Transfer (budget unit 79687C).

CORE DECISION ITEM

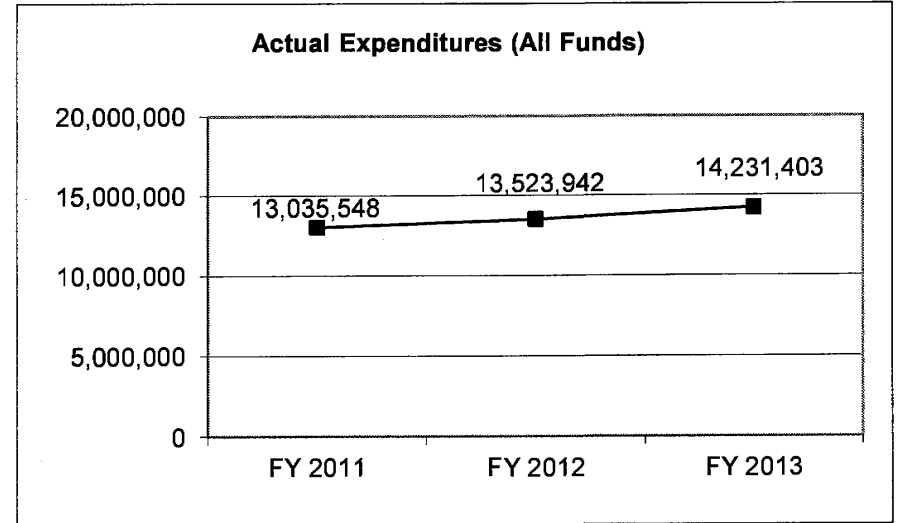
Department of Natural Resources	Budget Unit <u>79685C & 79686C & 79687C</u>
Agency Wide Operations	
Cost Allocation Fund Transfer Core	
2. CORE DESCRIPTION	
<p><u>Cost Allocation Fund Transfer</u>: Dedicated funds within the department share in the cost of administering the programs in the department. This cost share proposal uses the department's federal indirect cost rate as a method of allocating administrative costs to dedicated funding sources within the Department of Natural Resources. The indirect cost rate used is an established rate approved by our federal cognizant agency, the Environmental Protection Agency, and provides a standard methodology that can be used consistently throughout the department. Each dedicated fund's share is computed based upon its proportionate percentage of personal services, fringe benefits and expense and equipment appropriations.</p> <p><u>Cost Allocation Fund Transfer - HB 13</u>: Dedicated funds within the department share in the department's HB 13 costs for leased and state-owned facilities.</p> <p><u>Cost Allocation Fund Transfer - OA ITSD - DNR</u>: Dedicated funds within the department share in the cost of the Office of Administration Information Technology Services Division - DNR (OA ITSD - DNR).</p>	
3. PROGRAM LISTING (list programs included in this core funding)	
<p>Not applicable - this core decision item represents appropriated transfers from the department's dedicated funds to the DNR Cost Allocation Fund. These transfers provide the funding for the department's appropriations from DNR Cost Allocation Fund. The specific DNR Cost Allocation Fund appropriations/activities are included in other core budget decision items, HB13 budget decision items and OA ITSD - DNR (HB5) budget decision items.</p>	

CORE DECISION ITEM

Department of Natural Resources	Budget Unit <u>79685C & 79686C & 79687C</u>
Agency Wide Operations	
Cost Allocation Fund Transfer Core	

4. FINANCIAL HISTORY

	FY 2011 Actual	FY 2012 Actual	FY 2013 Actual	FY 2014 Current Yr.
Appropriation (All Funds)	17,543,795	19,287,857	17,570,673	17,049,185
Less Reverted (All Funds)	0	0	0	N/A
Budget Authority (All Funds)	17,543,795	19,287,857	17,570,673	N/A
Actual Expenditures (All Funds)	13,035,548	13,523,942	14,231,403	N/A
Unexpended (All Funds)	4,508,247	5,763,915	3,339,270	N/A
Unexpended, by Fund:				
General Revenue	0	0	0	N/A
Federal	0	0	0	N/A
Other	4,508,247	5,763,915	3,339,270	N/A



Actual expenditures for all fiscal years are as of June 30 and do not include lapse period activities.
 Reverted includes Governor's standard 3 percent reserve (when applicable) and any expenditure restrictions.

Cost Allocation Fund Transfer - Reconciliation					
	FY 2011 Actual	FY 2012 Actual	FY 2013 Actual	FY 2014 Current	FY 2015 Gov Rec
Cost Allocation Fund Transfer (79685C)	5,418,601	6,402,363	6,911,480	8,251,560	6,532,370
Cost Allocation Fund Transfer - HB 13 (79686C)	1,711,078	1,630,002	1,569,488	1,736,357	1,720,328
Cost Allocation Fund Transfer - OA ITSD (79687C)	5,905,869	5,491,577	5,750,435	7,061,268	6,718,568
	13,035,548	13,523,942	14,231,403	17,049,185	14,971,266

CORE RECONCILIATION DETAIL

**DEPARTMENT OF NATURAL RESOURCES
COST ALLOCATION-TRANSFER**

5. CORE RECONCILIATION DETAIL

			Budget Class	FTE	GR	Federal	Other	Total	Explanation
TAFP AFTER VETOES									
			TRF	0.00	0	0	8,251,560	8,251,560	
			Total	0.00	0	0	8,251,560	8,251,560	
DEPARTMENT CORE ADJUSTMENTS									
Transfer Out	1460 T333		TRF	0.00	0	0	(93,163)	(93,163)	Per Executive Order 13-03, the Division of Energy was transferred to the Department of Economic Development in August 2013. The FY15 budget reflects this transfer.
Core Reduction	1459 T014		TRF	0.00	0	0	(343)	(343)	Core reduction will more closely align the budget with planned spending.
Core Reduction	1459 T329		TRF	0.00	0	0	(347,607)	(347,607)	Core reduction will more closely align the budget with planned spending.
Core Reduction	1459 T316		TRF	0.00	0	0	(145,245)	(145,245)	Core reduction will more closely align the budget with planned spending.
Core Reduction	1459 T317		TRF	0.00	0	0	(3,652)	(3,652)	Core reduction will more closely align the budget with planned spending.
Core Reduction	1459 T318		TRF	0.00	0	0	(53,759)	(53,759)	Core reduction will more closely align the budget with planned spending.
Core Reduction	1459 T320		TRF	0.00	0	0	(176,872)	(176,872)	Core reduction will more closely align the budget with planned spending.
Core Reduction	1459 T322		TRF	0.00	0	0	(2,172)	(2,172)	Core reduction will more closely align the budget with planned spending.
Core Reduction	1459 T323		TRF	0.00	0	0	(34,621)	(34,621)	Core reduction will more closely align the budget with planned spending.
Core Reduction	1459 T324		TRF	0.00	0	0	(216,354)	(216,354)	Core reduction will more closely align the budget with planned spending.

CORE RECONCILIATION DETAIL

DEPARTMENT OF NATURAL RESOURCES
COST ALLOCATION-TRANSFER

5. CORE RECONCILIATION DETAIL

		Budget Class	FTE	GR	Federal	Other	Total	Explanation
DEPARTMENT CORE ADJUSTMENTS								
Core Reduction	1459	T325 TRF	0.00	0	0	(31,207)	(31,207)	Core reduction will more closely align the budget with planned spending.
Core Reduction	1459	T326 TRF	0.00	0	0	(13,669)	(13,669)	Core reduction will more closely align the budget with planned spending.
Core Reduction	1459	T327 TRF	0.00	0	0	(19,893)	(19,893)	Core reduction will more closely align the budget with planned spending.
Core Reduction	1459	T328 TRF	0.00	0	0	(5,504)	(5,504)	Core reduction will more closely align the budget with planned spending.
Core Reduction	1459	T142 TRF	0.00	0	0	(5,961)	(5,961)	Core reduction will more closely align the budget with planned spending.
Core Reduction	1459	T331 TRF	0.00	0	0	(22,148)	(22,148)	Core reduction will more closely align the budget with planned spending.
Core Reduction	1459	T332 TRF	0.00	0	0	(24,632)	(24,632)	Core reduction will more closely align the budget with planned spending.
Core Reduction	1459	T333 TRF	0.00	0	0	(52,010)	(52,010)	Core reduction will more closely align the budget with planned spending.
Core Reduction	1459	T334 TRF	0.00	0	0	(105,570)	(105,570)	Core reduction will more closely align the budget with planned spending.
Core Reduction	1459	T336 TRF	0.00	0	0	(84,520)	(84,520)	Core reduction will more closely align the budget with planned spending.
Core Reduction	1459	T337 TRF	0.00	0	0	(128,743)	(128,743)	Core reduction will more closely align the budget with planned spending.
Core Reduction	1459	T353 TRF	0.00	0	0	(14,292)	(14,292)	Core reduction will more closely align the budget with planned spending.
Core Reduction	1459	T481 TRF	0.00	0	0	(81,428)	(81,428)	Core reduction will more closely align the budget with planned spending.

CORE RECONCILIATION DETAIL

**DEPARTMENT OF NATURAL RESOURCES
COST ALLOCATION-TRANSFER**

5. CORE RECONCILIATION DETAIL

		Budget Class	FTE	GR	Federal	Other	Total	Explanation
DEPARTMENT CORE ADJUSTMENTS								
Core Reduction	1459	T514 TRF	0.00	0	0	(30,483)	(30,483)	Core reduction will more closely align the budget with planned spending.
Core Reduction	1459	T904 TRF	0.00	0	0	(25,342)	(25,342)	Core reduction will more closely align the budget with planned spending.
Core Reallocation	1458	T330 TRF	0.00	0	0	322,682	322,682	Core reallocations will more closely align the budget with planned spending.
Core Reallocation	1458	T320 TRF	0.00	0	0	(322,682)	(322,682)	Core reallocations will more closely align the budget with planned spending.
NET DEPARTMENT CHANGES			0.00	0	0	(1,719,190)	(1,719,190)	
DEPARTMENT CORE REQUEST								
		TRF	0.00	0	0	6,532,370	6,532,370	
		Total	0.00	0	0	6,532,370	6,532,370	
GOVERNOR'S RECOMMENDED CORE								
		TRF	0.00	0	0	6,532,370	6,532,370	
		Total	0.00	0	0	6,532,370	6,532,370	

CORE RECONCILIATION DETAIL

DEPARTMENT OF NATURAL RESOURCES
COST ALLOCATION HB 13 TRF

5. CORE RECONCILIATION DETAIL

			Budget Class	FTE	GR	Federal	Other	Total	Explanation
TAFP AFTER VETOES									
			TRF	0.00	0	0	1,736,357	1,736,357	
			Total	0.00	0	0	1,736,357	1,736,357	
DEPARTMENT CORE ADJUSTMENTS									
Core Reduction	1464	T077	TRF	0.00	0	0	(11,131)	(11,131)	HB 13 CAF core reduction will more closely align the budget with planned spending.
Core Reduction	1464	T078	TRF	0.00	0	0	(1,701)	(1,701)	HB 13 CAF core reduction will more closely align the budget with planned spending.
Core Reduction	1464	T082	TRF	0.00	0	0	(9)	(9)	HB 13 CAF core reduction will more closely align the budget with planned spending.
Core Reduction	1464	T363	TRF	0.00	0	0	(3,188)	(3,188)	HB 13 CAF core reduction will more closely align the budget with planned spending.
Core Reallocation	1463	T066	TRF	0.00	0	0	2,295	2,295	HB 13 CAF core reallocation will more closely align the budget with planned spending.
Core Reallocation	1463	T067	TRF	0.00	0	0	3,701	3,701	HB 13 CAF core reallocation will more closely align the budget with planned spending.
Core Reallocation	1463	T063	TRF	0.00	0	0	(224)	(224)	HB 13 CAF core reallocation will more closely align the budget with planned spending.
Core Reallocation	1463	T070	TRF	0.00	0	0	7,321	7,321	HB 13 CAF core reallocation will more closely align the budget with planned spending.

CORE RECONCILIATION DETAIL

DEPARTMENT OF NATURAL RESOURCES
COST ALLOCATION HB 13 TRF

5. CORE RECONCILIATION DETAIL

		Budget Class	FTE	GR	Federal	Other	Total	Explanation
DEPARTMENT CORE ADJUSTMENTS								
Core Reallocation	1463	T065 TRF	0.00	0	0	15,593	15,593	HB 13 CAF core reallocation will more closely align the budget with planned spending.
Core Reallocation	1463	T071 TRF	0.00	0	0	415	415	HB 13 CAF core reallocation will more closely align the budget with planned spending.
Core Reallocation	1463	T072 TRF	0.00	0	0	4,594	4,594	HB 13 CAF core reallocation will more closely align the budget with planned spending.
Core Reallocation	1463	T073 TRF	0.00	0	0	26,655	26,655	HB 13 CAF core reallocation will more closely align the budget with planned spending.
Core Reallocation	1463	T075 TRF	0.00	0	0	(1,404)	(1,404)	HB 13 CAF core reallocation will more closely align the budget with planned spending.
Core Reallocation	1463	T076 TRF	0.00	0	0	(363)	(363)	HB 13 CAF core reallocation will more closely align the budget with planned spending.
Core Reallocation	1463	T081 TRF	0.00	0	0	9,791	9,791	HB 13 CAF core reallocation will more closely align the budget with planned spending.
Core Reallocation	1463	T069 TRF	0.00	0	0	625	625	HB 13 CAF core reallocation will more closely align the budget with planned spending.
Core Reallocation	1463	T080 TRF	0.00	0	0	11,352	11,352	HB 13 CAF core reallocation will more closely align the budget with planned spending.

CORE RECONCILIATION DETAIL

DEPARTMENT OF NATURAL RESOURCES
COST ALLOCATION HB 13 TRF

5. CORE RECONCILIATION DETAIL

			Budget Class	FTE	GR	Federal	Other	Total	Explanation
DEPARTMENT CORE ADJUSTMENTS									
Core Reallocation	1463	T083	TRF	0.00	0	0	(5,432)	(5,432)	HB 13 CAF core reallocation will more closely align the budget with planned spending.
Core Reallocation	1463	T084	TRF	0.00	0	0	1,651	1,651	HB 13 CAF core reallocation will more closely align the budget with planned spending.
Core Reallocation	1463	T143	TRF	0.00	0	0	(89)	(89)	HB 13 CAF core reallocation will more closely align the budget with planned spending.
Core Reallocation	1463	T242	TRF	0.00	0	0	3,843	3,843	HB 13 CAF core reallocation will more closely align the budget with planned spending.
Core Reallocation	1463	T516	TRF	0.00	0	0	(7,287)	(7,287)	HB 13 CAF core reallocation will more closely align the budget with planned spending.
Core Reallocation	1463	T077	TRF	0.00	0	0	(21,248)	(21,248)	HB 13 CAF core reallocation will more closely align the budget with planned spending.
Core Reallocation	1463	T068	TRF	0.00	0	0	226	226	HB 13 CAF core reallocation will more closely align the budget with planned spending.
Core Reallocation	1463	T064	TRF	0.00	0	0	(2,514)	(2,514)	HB 13 CAF core reallocation will more closely align the budget with planned spending.
Core Reallocation	1463	T062	TRF	0.00	0	0	(46,159)	(46,159)	HB 13 CAF core reallocation will more closely align the budget with planned spending.

CORE RECONCILIATION DETAIL

DEPARTMENT OF NATURAL RESOURCES
COST ALLOCATION HB 13 TRF

5. CORE RECONCILIATION DETAIL

	Budget Class	FTE	GR	Federal	Other	Total	Explanation
DEPARTMENT CORE ADJUSTMENTS							
Core Reallocation	1463 T061 TRF	0.00	0	0	(3,342)	(3,342)	HB 13 CAF core reallocation will more closely align the budget with planned spending.
NET DEPARTMENT CHANGES		0.00	0	0	(16,029)	(16,029)	
DEPARTMENT CORE REQUEST							
	TRF	0.00	0	0	1,720,328	1,720,328	
	Total	0.00	0	0	1,720,328	1,720,328	
GOVERNOR'S RECOMMENDED CORE							
	TRF	0.00	0	0	1,720,328	1,720,328	
	Total	0.00	0	0	1,720,328	1,720,328	

CORE RECONCILIATION DETAIL

**DEPARTMENT OF NATURAL RESOURCES
COST ALLOCATION ITSD TRF**

5. CORE RECONCILIATION DETAIL

			Budget Class	FTE	GR	Federal	Other	Total	Explanation
TAFP AFTER VETOES									
			TRF	0.00	0	0	7,061,268	7,061,268	
			Total	0.00	0	0	7,061,268	7,061,268	
DEPARTMENT CORE ADJUSTMENTS									
Core Reduction	1462 T103		TRF	0.00	0	0	(76,493)	(76,493)	ITSD CAF core reduction will more closely align the budget with planned spending.
Core Reduction	1462 T095		TRF	0.00	0	0	(57)	(57)	ITSD CAF core reduction will more closely align the budget with planned spending.
Core Reduction	1462 T144		TRF	0.00	0	0	(3,247)	(3,247)	ITSD CAF core reduction will more closely align the budget with planned spending.
Core Reduction	1462 T104		TRF	0.00	0	0	(178,285)	(178,285)	ITSD CAF core reduction will more closely align the budget with planned spending.
Core Reduction	1462 T101		TRF	0.00	0	0	(7,254)	(7,254)	ITSD CAF core reduction will more closely align the budget with planned spending.
Core Reduction	1462 T096		TRF	0.00	0	0	(704)	(704)	ITSD CAF core reduction will more closely align the budget with planned spending.
Core Reduction	1462 T536		TRF	0.00	0	0	(5,778)	(5,778)	ITSD CAF core reduction will more closely align the budget with planned spending.
Core Reduction	1462 T362		TRF	0.00	0	0	(7,531)	(7,531)	ITSD CAF core reduction will more closely align the budget with planned spending.

CORE RECONCILIATION DETAIL

DEPARTMENT OF NATURAL RESOURCES
COST ALLOCATION ITSD TRF

5. CORE RECONCILIATION DETAIL

		Budget Class	FTE	GR	Federal	Other	Total	Explanation
DEPARTMENT CORE ADJUSTMENTS								
Core Reduction	1462	T110 TRF	0.00	0	0	(17,801)	(17,801)	ITSD CAF core reduction will more closely align the budget with planned spending.
Core Reduction	1462	T109 TRF	0.00	0	0	(219)	(219)	ITSD CAF core reduction will more closely align the budget with planned spending.
Core Reduction	1462	T087 TRF	0.00	0	0	(19,658)	(19,658)	ITSD CAF core reduction will more closely align the budget with planned spending.
Core Reduction	1462	T089 TRF	0.00	0	0	(386)	(386)	ITSD CAF core reduction will more closely align the budget with planned spending.
Core Reduction	1462	T090 TRF	0.00	0	0	(10,751)	(10,751)	ITSD CAF core reduction will more closely align the budget with planned spending.
Core Reduction	1462	T093 TRF	0.00	0	0	(14,536)	(14,536)	ITSD CAF core reduction will more closely align the budget with planned spending.
Core Reallocation	1461	T100 TRF	0.00	0	0	357,125	357,125	ITSD CAF core reallocation will more closely align the budget with planned spending.
Core Reallocation	1461	T099 TRF	0.00	0	0	(42,615)	(42,615)	ITSD CAF core reallocation will more closely align the budget with planned spending.
Core Reallocation	1461	T092 TRF	0.00	0	0	294	294	ITSD CAF core reallocation will more closely align the budget with planned spending.

CORE RECONCILIATION DETAIL

**DEPARTMENT OF NATURAL RESOURCES
COST ALLOCATION ITSD TRF**

5. CORE RECONCILIATION DETAIL

		Budget Class	FTE	GR	Federal	Other	Total	Explanation
DEPARTMENT CORE ADJUSTMENTS								
Core Reallocation	1461	T536 TRF	0.00	0	0	(14,791)	(14,791)	ITSD CAF core reallocation will more closely align the budget with planned spending.
Core Reallocation	1461	T243 TRF	0.00	0	0	268	268	ITSD CAF core reallocation will more closely align the budget with planned spending.
Core Reallocation	1461	T098 TRF	0.00	0	0	74	74	ITSD CAF core reallocation will more closely align the budget with planned spending.
Core Reallocation	1461	T108 TRF	0.00	0	0	1,924	1,924	ITSD CAF core reallocation will more closely align the budget with planned spending.
Core Reallocation	1461	T105 TRF	0.00	0	0	11,314	11,314	ITSD CAF core reallocation will more closely align the budget with planned spending.
Core Reallocation	1461	T097 TRF	0.00	0	0	18,871	18,871	ITSD CAF core reallocation will more closely align the budget with planned spending.
Core Reallocation	1461	T091 TRF	0.00	0	0	1,059	1,059	ITSD CAF core reallocation will more closely align the budget with planned spending.
Core Reallocation	1461	T088 TRF	0.00	0	0	(333,523)	(333,523)	ITSD CAF core reallocation will more closely align the budget with planned spending.
NET DEPARTMENT CHANGES			0.00	0	0	(342,700)	(342,700)	

CORE RECONCILIATION DETAIL

DEPARTMENT OF NATURAL RESOURCES
COST ALLOCATION ITSD TRF

5. CORE RECONCILIATION DETAIL

	Budget Class	FTE	GR	Federal	Other	Total	Explanation
DEPARTMENT CORE REQUEST							
	TRF	0.00	0	0	6,718,568	6,718,568	
	Total	0.00	0	0	6,718,568	6,718,568	
GOVERNOR'S RECOMMENDED CORE							
	TRF	0.00	0	0	6,718,568	6,718,568	
	Total	0.00	0	0	6,718,568	6,718,568	

Department of Natural Resources

DECISION ITEM DETAIL

Budget Unit	FY 2013	FY 2013	FY 2014	FY 2014	FY 2015	FY 2015	FY 2015	FY 2015
Decision Item	ACTUAL	ACTUAL	BUDGET	BUDGET	DEPT REQ	DEPT REQ	GOV REC	GOV REC
Budget Object Class	DOLLAR	FTE	DOLLAR	FTE	DOLLAR	FTE	DOLLAR	FTE
COST ALLOCATION-TRANSFER								
CORE								
TRANSFERS OUT	6,911,480	0.00	8,251,560	0.00	6,532,370	0.00	6,532,370	0.00
TOTAL - TRF	6,911,480	0.00	8,251,560	0.00	6,532,370	0.00	6,532,370	0.00
GRAND TOTAL	\$6,911,480	0.00	\$8,251,560	0.00	\$6,532,370	0.00	\$6,532,370	0.00
GENERAL REVENUE	\$0	0.00	\$0	0.00	\$0	0.00	\$0	0.00
FEDERAL FUNDS	\$0	0.00	\$0	0.00	\$0	0.00	\$0	0.00
OTHER FUNDS	\$6,911,480	0.00	\$8,251,560	0.00	\$6,532,370	0.00	\$6,532,370	0.00

Department of Natural Resources

DECISION ITEM DETAIL

Budget Unit	FY 2013	FY 2013	FY 2014	FY 2014	FY 2015	FY 2015	FY 2015	FY 2015
Decision Item	ACTUAL	ACTUAL	BUDGET	BUDGET	DEPT REQ	DEPT REQ	GOV REC	GOV REC
Budget Object Class	DOLLAR	FTE	DOLLAR	FTE	DOLLAR	FTE	DOLLAR	FTE
COST ALLOCATION HB 13 TRF								
CORE								
TRANSFERS OUT	1,569,488	0.00	1,736,357	0.00	1,720,328	0.00	1,720,328	0.00
TOTAL - TRF	1,569,488	0.00	1,736,357	0.00	1,720,328	0.00	1,720,328	0.00
GRAND TOTAL	\$1,569,488	0.00	\$1,736,357	0.00	\$1,720,328	0.00	\$1,720,328	0.00
GENERAL REVENUE	\$0	0.00	\$0	0.00	\$0	0.00	\$0	0.00
FEDERAL FUNDS	\$0	0.00	\$0	0.00	\$0	0.00	\$0	0.00
OTHER FUNDS	\$1,569,488	0.00	\$1,736,357	0.00	\$1,720,328	0.00	\$1,720,328	0.00

Department of Natural Resources

DECISION ITEM DETAIL

Budget Unit	FY 2013	FY 2013	FY 2014	FY 2014	FY 2015	FY 2015	FY 2015	FY 2015
Decision Item	ACTUAL	ACTUAL	BUDGET	BUDGET	DEPT REQ	DEPT REQ	GOV REC	GOV REC
Budget Object Class	DOLLAR	FTE	DOLLAR	FTE	DOLLAR	FTE	DOLLAR	FTE
COST ALLOCATION ITSD TRF								
CORE								
TRANSFERS OUT	5,750,435	0.00	7,061,268	0.00	6,718,568	0.00	6,718,568	0.00
TOTAL - TRF	5,750,435	0.00	7,061,268	0.00	6,718,568	0.00	6,718,568	0.00
GRAND TOTAL	\$5,750,435	0.00	\$7,061,268	0.00	\$6,718,568	0.00	\$6,718,568	0.00
GENERAL REVENUE	\$0	0.00	\$0	0.00	\$0	0.00	\$0	0.00
FEDERAL FUNDS	\$0	0.00	\$0	0.00	\$0	0.00	\$0	0.00
OTHER FUNDS	\$5,750,435	0.00	\$7,061,268	0.00	\$6,718,568	0.00	\$6,718,568	0.00

Department of Natural Resources

DECISION ITEM SUMMARY

Budget Unit	FY 2013	FY 2013	FY 2014	FY 2014	FY 2015	FY 2015	FY 2015	FY 2015
Decision Item	ACTUAL	ACTUAL	BUDGET	BUDGET	DEPT REQ	DEPT REQ	GOV REC	GOV REC
Budget Object Summary	DOLLAR	FTE	DOLLAR	FTE	DOLLAR	FTE	DOLLAR	FTE
Fund								
FED ITSD CONSOLIDATION TRF								
CORE								
FUND TRANSFERS								
DEPT NATURAL RESOURCES	1,475,000	0.00	2,788,018	0.00	2,693,271	0.00	2,693,271	0.00
TOTAL - TRF	1,475,000	0.00	2,788,018	0.00	2,693,271	0.00	2,693,271	0.00
TOTAL	1,475,000	0.00	2,788,018	0.00	2,693,271	0.00	2,693,271	0.00
GRAND TOTAL	\$1,475,000	0.00	\$2,788,018	0.00	\$2,693,271	0.00	\$2,693,271	0.00

CORE DECISION ITEM

Department of Natural Resources	Budget Unit <u>79688C</u>
Agency Wide Operations	
OA ITSD Federal Fund Transfer	

1. CORE FINANCIAL SUMMARY

	FY 2015 Budget Request					FY 2015 Governor's Recommendation			
	GR	Federal	Other	Total		GR	Fed	Other	Total
PS	0	0	0	0	PS	0	0	0	0
EE	0	0	0	0	EE	0	0	0	0
PSD	0	0	0	0	PSD	0	0	0	0
TRF	0	2,693,271	0	2,693,271	TRF	0	2,693,271	0	2,693,271
Total	0	2,693,271	0	2,693,271	Total	0	2,693,271	0	2,693,271

FTE	0.00	0.00	0.00	0.00	FTE	0.00	0.00	0.00	0.00
-----	------	------	------	------	-----	------	------	------	------

Est. Fringe	0	0	0	0
--------------------	---	---	---	---

Note: Fringes budgeted in House Bill 5 except for certain fringes budgeted directly to MoDOT, Highway Patrol, and Conservation.

Est. Fringe	0	0	0	0
--------------------	---	---	---	---

Note: Fringes budgeted in House Bill 5 except for certain fringes budgeted directly to MoDOT, Highway Patrol, and Conservation.

Other Funds: Not applicable

Core Reduction: Per Executive Order 13-03, the Division of Energy was transferred to the Department of Economic Development in August 2013. The FY 2015 budget reflects the reduction of \$94,747 to more closely align the budget with planned spending.

2. CORE DESCRIPTION

This core provides the department the mechanism to transfer cash from the department's Federal Fund to the Office of Administration, Information Technology Services Division Federal Fund. This provides funding for the OA ITSD-DNR's federal appropriations.

CORE DECISION ITEM

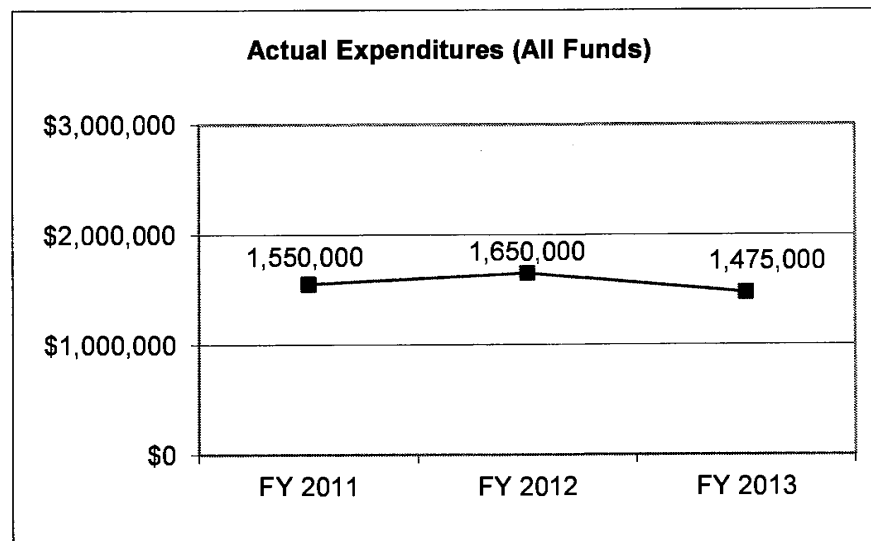
Department of Natural Resources	Budget Unit <u>79688C</u>
Agency Wide Operations	
OA ITSD Federal Fund Transfer	

3. PROGRAM LISTING (list programs included in this core funding)

Not applicable - This core decision item represents appropriated transfers from the department's federal fund to the OA ITSD's Federal Fund.

4. FINANCIAL HISTORY

	FY 2011 Actual	FY 2012 Actual	FY 2013 Actual	FY 2014 Current Yr.
Appropriation (All Funds)	2,788,018	2,788,018	2,788,018	2,788,018
Less Reverted (All Funds)	0	0	0	N/A
Budget Authority (All Funds)	2,788,018	2,788,018	2,788,018	N/A
Actual Expenditures (All Funds)	1,550,000	1,650,000	1,475,000	N/A
Unexpended (All Funds)	1,238,018	1,138,018	1,313,018	N/A
Unexpended, by Fund:				
General Revenue	0	0	0	N/A
Federal	1,238,018	1,138,018	1,313,018	N/A
Other	0	0	0	N/A



Actual expenditures for all fiscal years are as of June 30 and do not include lapse period activities.

Reverted includes Governor's standard 3 percent reserve (when applicable) and any expenditure restrictions.

CORE RECONCILIATION DETAIL

DEPARTMENT OF NATURAL RESOURCES

FED ITSD CONSOLIDATION TRF

5. CORE RECONCILIATION DETAIL

	Budget Class	FTE	GR	Federal	Other	Total	Explanation
TAFP AFTER VETOES							
	TRF	0.00	0	2,788,018	0	2,788,018	
	Total	0.00	0	2,788,018	0	2,788,018	
DEPARTMENT CORE ADJUSTMENTS							
Core Reduction	1716 T112 TRF	0.00	0	(94,747)	0	(94,747)	Per Executive Order 13-03, the Division of Energy was transferred to the Department of Economic Development in August 2013. The FY 2015 budget reflects this reduction.
NET DEPARTMENT CHANGES		0.00	0	(94,747)	0	(94,747)	
DEPARTMENT CORE REQUEST							
	TRF	0.00	0	2,693,271	0	2,693,271	
	Total	0.00	0	2,693,271	0	2,693,271	
GOVERNOR'S RECOMMENDED CORE							
	TRF	0.00	0	2,693,271	0	2,693,271	
	Total	0.00	0	2,693,271	0	2,693,271	

Department of Natural Resources

DECISION ITEM DETAIL

Budget Unit	FY 2013	FY 2013	FY 2014	FY 2014	FY 2015	FY 2015	FY 2015	FY 2015
Decision Item	ACTUAL	ACTUAL	BUDGET	BUDGET	DEPT REQ	DEPT REQ	GOV REC	GOV REC
Budget Object Class	DOLLAR	FTE	DOLLAR	FTE	DOLLAR	FTE	DOLLAR	FTE
FED ITSD CONSOLIDATION TRF								
CORE								
TRANSFERS OUT	1,475,000	0.00	2,788,018	0.00	2,693,271	0.00	2,693,271	0.00
TOTAL - TRF	1,475,000	0.00	2,788,018	0.00	2,693,271	0.00	2,693,271	0.00
GRAND TOTAL	\$1,475,000	0.00	\$2,788,018	0.00	\$2,693,271	0.00	\$2,693,271	0.00
GENERAL REVENUE	\$0	0.00	\$0	0.00	\$0	0.00	\$0	0.00
FEDERAL FUNDS	\$1,475,000	0.00	\$2,788,018	0.00	\$2,693,271	0.00	\$2,693,271	0.00
OTHER FUNDS	\$0	0.00	\$0	0.00	\$0	0.00	\$0	0.00

Department of Natural Resources

DECISION ITEM SUMMARY

Budget Unit								
Decision Item	FY 2013	FY 2013	FY 2014	FY 2014	FY 2015	FY 2015	FY 2015	FY 2015
Budget Object Summary	ACTUAL	ACTUAL	BUDGET	BUDGET	DEPT REQ	DEPT REQ	GOV REC	GOV REC
Fund	DOLLAR	FTE	DOLLAR	FTE	DOLLAR	FTE	DOLLAR	FTE
EIERA								
CORE								
PROGRAM-SPECIFIC								
ENVIRON IMPROVE AUTHORITY	0	0.00	1	0.00	1	0.00	1	0.00
TOTAL - PD	0	0.00	1	0.00	1	0.00	1	0.00
TOTAL	0	0.00	1	0.00	1	0.00	1	0.00
GRAND TOTAL	\$0	0.00	\$1	0.00	\$1	0.00	\$1	0.00

CORE DECISION ITEM

Department of Natural Resources	Budget Unit 78301C
Environmental Improvement and Energy Resources Authority	
Environmental Improvement and Energy Resources Authority Core	

1. CORE FINANCIAL SUMMARY

	FY 2015 Budget Request			
	GR	Federal	Other	Total
PS	0	0	0	0
EE	0	0	0	0
PSD	0	0	1	1
Total	0	0	1	1
FTE	0.00	0.00	0.00	0.00

	FY 2015 Governor's Recommendation			
	GR	Fed	Other	Total
PS	0	0	0	0
EE	0	0	0	0
PSD	0	0	1	1
Total	0	0	1	1
FTE	0.00	0.00	0.00	0.00

Est. Fringe	0	0	0	0
--------------------	---	---	---	---

Note: Fringes budgeted in House Bill 5 except for certain fringes budgeted directly to MoDOT, Highway Patrol, and Conservation.

Est. Fringe	0	0	0	0
--------------------	---	---	---	---

Note: Fringes budgeted in House Bill 5 except for certain fringes budgeted directly to MoDOT, Highway Patrol, and Conservation.

Other Funds: State Environmental Improvement Authority Fund (0654)

2. CORE DESCRIPTION

This appropriation allows the Environmental Improvement and Energy Resources Authority (EIERA) to participate in the Missouri State Retirement System and provide this benefit to its employees. Providing these benefits enhances the EIERA's ability to recruit and retain high quality employees.

3. PROGRAM LISTING (list programs included in this core funding)

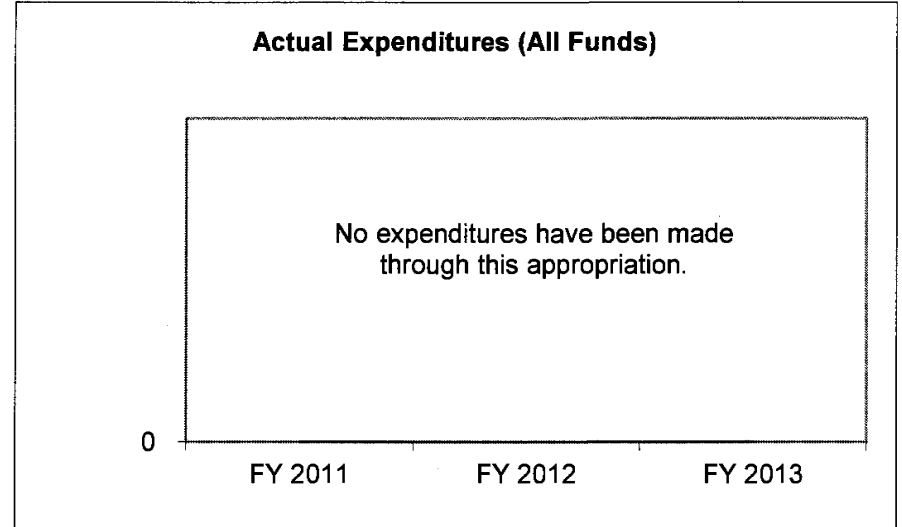
Environmental Improvement and Energy Resources Authority

CORE DECISION ITEM

Department of Natural Resources	Budget Unit <u>78301C</u>
Environmental Improvement and Energy Resources Authority	
Environmental Improvement and Energy Resources Authority Core	

4. FINANCIAL HISTORY

	FY 2011 Actual	FY 2012 Actual	FY 2013 Actual	FY 2014 Current Yr.
Appropriation (All Funds)	1	1	1	1
Less Reverted (All Funds)	0	0	0	N/A
Budget Authority (All Funds)	1	1	1	N/A
Actual Expenditures (All Funds)	0	0	0	N/A
Unexpended (All Funds)	1	1	1	N/A
Unexpended, by Fund:				
General Revenue	0	0	0	N/A
Federal	0	0	0	N/A
Other	1	1	1	N/A



Reverted includes Governor's standard 3 percent reserve (when applicable) and any expenditure restrictions.
 Actual expenditures for all fiscal years are as of June 30 and do not include lapse period activities.

CORE RECONCILIATION DETAIL

DEPARTMENT OF NATURAL RESOURCES

EIERA

5. CORE RECONCILIATION DETAIL

	Budget Class	FTE	GR	Federal	Other	Total	Explanation
TAFP AFTER VETOES	PD	0.00	0	0	1	1	
	Total	0.00	0	0	1	1	
DEPARTMENT CORE REQUEST	PD	0.00	0	0	1	1	
	Total	0.00	0	0	1	1	
GOVERNOR'S RECOMMENDED CORE	PD	0.00	0	0	1	1	
	Total	0.00	0	0	1	1	

Department of Natural Resources

DECISION ITEM DETAIL

Budget Unit	FY 2013	FY 2013	FY 2014	FY 2014	FY 2015	FY 2015	FY 2015	FY 2015
Decision Item	ACTUAL	ACTUAL	BUDGET	BUDGET	DEPT REQ	DEPT REQ	GOV REC	GOV REC
Budget Object Class	DOLLAR	FTE	DOLLAR	FTE	DOLLAR	FTE	DOLLAR	FTE
EIERA								
CORE								
PROGRAM DISTRIBUTIONS	0	0.00	1	0.00	1	0.00	1	0.00
TOTAL - PD	0	0.00	1	0.00	1	0.00	1	0.00
GRAND TOTAL	\$0	0.00	\$1	0.00	\$1	0.00	\$1	0.00
GENERAL REVENUE	\$0	0.00	\$0	0.00	\$0	0.00	\$0	0.00
FEDERAL FUNDS	\$0	0.00	\$0	0.00	\$0	0.00	\$0	0.00
OTHER FUNDS	\$0	0.00	\$1	0.00	\$1	0.00	\$1	0.00

PROGRAM DESCRIPTION

Department of Natural Resources

Environmental Improvement and Energy Resources Authority

Program is found in the following core budget(s): Environmental Improvement and Energy Resources Authority

1. What does this program do?

The Environmental Improvement and Energy Resources Authority (EI ERA) is a quasi-governmental agency that serves as the financing arm for the department. EI ERA's mission is to provide solutions that help Missouri and the environment thrive through finance, research and technical assistance. The five primary initiatives of the EI ERA are:

1. In cooperation with the Clean Water Commission, Safe Drinking Water Commission, Department of Natural Resources (DNR) and Environmental Protection Agency (EPA), the EI ERA helped establish the Missouri State Revolving Fund (SRF). The SRF provides loan monies to communities and districts for construction of wastewater and drinking water projects. The EI ERA issues bonds to fund these loans or to reimburse DNR for direct loan expenditures leveraging federal dollars to provide additional loan funds. The EI ERA also provides the state match necessary to draw federal SRF funds. To date the EI ERA has provided approximately \$97 million in match.
2. EI ERA also coordinates recycling market development to expand and support recycling and waste recovery through the Missouri Market Development Program. This program provides financial and technical assistance to Missouri businesses.
3. EI ERA issues Private Activity Bonds for pollution prevention projects that qualify under the U.S. Tax Code.
4. EI ERA works with the Department of Economic Development's Division of Energy and certain investor-owned utilities to distribute utility low income weatherization funds to weatherization service providers.
5. EI ERA receives EPA grant funding to establish and manage a revolving loan and subgrant fund to clean up contaminated properties known as Brownfields. The management and financial aspects of the Missouri Brownfields Revolving Loan Fund Program is managed by the EI ERA with oversight of the cleanup provided by DNR's Voluntary Cleanup Program.

2. What is the authorization for this program, i.e., federal or state statute, etc.? (Include the federal program number, if applicable.)

Clean Water Act (1972)

Safe Drinking Water Act (1996)

U.S. Tax Code

42 USC 9601

RSMo 260.005-260.125

RSMo 640.100-640.140

RSMo 260.565-260.575

RSMo 644

RSMo 260.335

Comprehensive Environmental Response, Compensation & Liability Act, as amended

EI ERA authorizing statutes

Missouri Drinking Water Act

Missouri Hazardous Waste/Voluntary Cleanup Law

Missouri Clean Water Law

Solid Waste Management/Market Development

3. Are there federal matching requirements? If yes, please explain.

Both the federal Clean Water and Drinking Water State Revolving Fund Capitalization and the Brownfields Revolving Loan Fund grants require a 20% match.

4. Is this a federally mandated program? If yes, please explain.

No

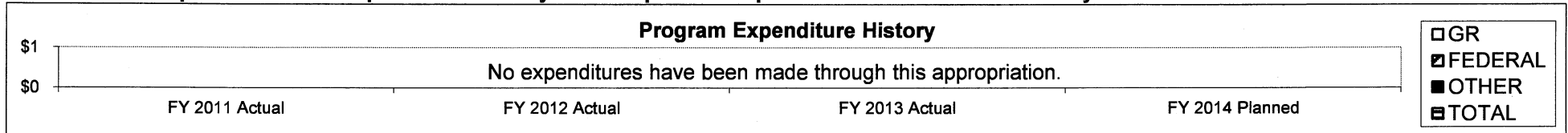
PROGRAM DESCRIPTION

Department of Natural Resources

Environmental Improvement and Energy Resources Authority

Program is found in the following core budget(s): Environmental Improvement and Energy Resources Authority


5. Provide actual expenditures for the prior three fiscal years and planned expenditures for the current fiscal year.



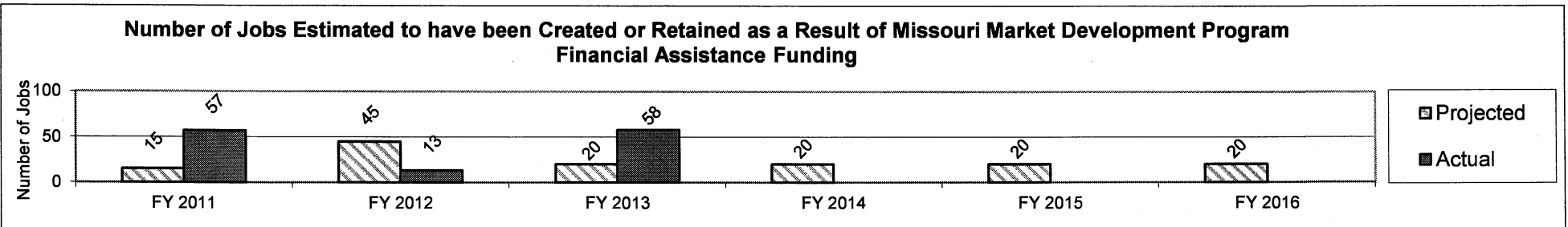
6. What are the sources of the "Other " funds?

State Environmental Improvement Authority Fund (0654)

7a. Provide an effectiveness measure.



Note: The scope of this measure changed for the FY 2014 budget and as such, no projections for FY 2011 or FY 2012 are available. These figures represent entities receiving funding related to direct activities of EIERA.



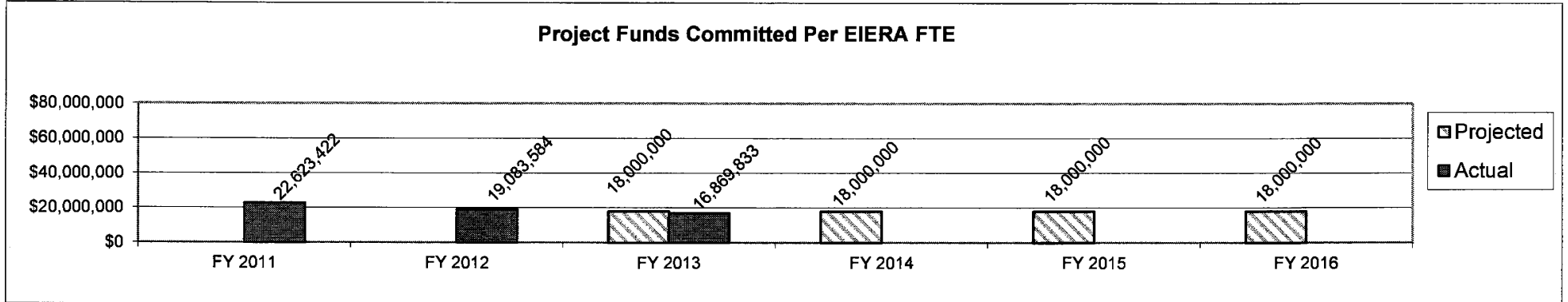
PROGRAM DESCRIPTION

Department of Natural Resources

Environmental Improvement and Energy Resources Authority

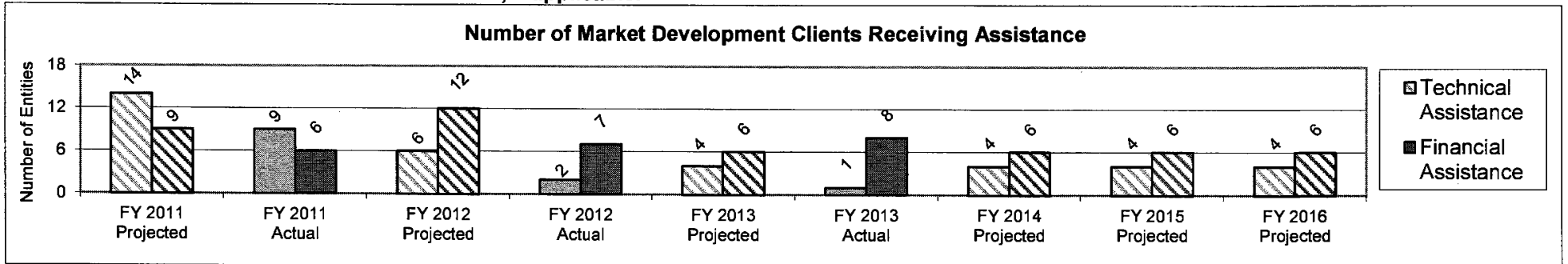
Program is found in the following core budget(s): Environmental Improvement and Energy Resources Authority

7b. Provide an efficiency measure.



Note: This is a new measure for the FY 2014 budget and as such, no projections for FY 2011 or FY 2012 are available.

7c. Provide the number of clients/individuals served, if applicable.



7d. Provide a customer satisfaction measure, if available.

Not available

This page was intentionally left blank.

Department of Natural Resources

DECISION ITEM SUMMARY

Budget Unit	FY 2013	FY 2013	FY 2014	FY 2014	FY 2015	FY 2015	FY 2015	FY 2015
Decision Item	ACTUAL	ACTUAL	BUDGET	BUDGET	DEPT REQ	DEPT REQ	GOV REC	GOV REC
Budget Object Summary	DOLLAR	FTE	DOLLAR	FTE	DOLLAR	FTE	DOLLAR	FTE
Fund	DOLLAR	FTE	DOLLAR	FTE	DOLLAR	FTE	DOLLAR	FTE
ENERGY DIV OPERATIONS								
CORE								
PERSONAL SERVICES								
DEPT NATURAL RESOURCES	568,966	12.13	1,202,045	22.42	0	0.00	0	0.00
DNR COST ALLOCATION	61,041	1.10	61,665	1.12	0	0.00	0	0.00
ENERGY SET-ASIDE PROGRAM	450,930	9.38	391,998	8.09	0	0.00	0	0.00
BIODIESEL FUEL REVOLVING	0	0.00	3,538	0.07	0	0.00	0	0.00
ENERGY FUTURES FUND	15,918	0.40	203,294	5.30	0	0.00	0	0.00
TOTAL - PS	1,096,855	23.01	1,862,540	37.00	0	0.00	0	0.00
EXPENSE & EQUIPMENT								
DEPT NATURAL RESOURCES	57,216	0.00	490,125	0.00	0	0.00	0	0.00
ENERGY SET-ASIDE PROGRAM	60,408	0.00	89,970	0.00	0	0.00	0	0.00
ENERGY FUTURES FUND	9,112	0.00	32,050	0.00	0	0.00	0	0.00
TOTAL - EE	126,736	0.00	612,145	0.00	0	0.00	0	0.00
TOTAL	1,223,591	23.01	2,474,685	37.00	0	0.00	0	0.00
GRAND TOTAL	\$1,223,591	23.01	\$2,474,685	37.00	\$0	0.00	\$0	0.00

Department of Natural Resources

DECISION ITEM SUMMARY

Budget Unit								
Decision Item	FY 2013	FY 2013	FY 2014	FY 2014	FY 2015	FY 2015	FY 2015	FY 2015
Budget Object Summary	ACTUAL	ACTUAL	BUDGET	BUDGET	DEPT REQ	DEPT REQ	GOV REC	GOV REC
Fund	DOLLAR	FTE	DOLLAR	FTE	DOLLAR	FTE	DOLLAR	FTE
ENERGY EFFICIENT SERVICES								
CORE								
EXPENSE & EQUIPMENT								
DEPT NATURAL RESOURCES	190,984	0.00	501,201	0.00	0	0.00	0	0.00
ENERGY SET-ASIDE PROGRAM	0	0.00	3,067,500	0.00	0	0.00	0	0.00
ENERGY FUTURES FUND	91,876	0.00	2,200,000	0.00	0	0.00	0	0.00
TOTAL - EE	282,860	0.00	5,768,701	0.00	0	0.00	0	0.00
PROGRAM-SPECIFIC								
DEPT NATURAL RESOURCES	5,871,297	0.00	21,373,799	0.00	0	0.00	0	0.00
FEDERAL STIMULUS-DNR	550,362	0.00	125,000	0.00	0	0.00	0	0.00
UTILICARE STABILIZATION	0	0.00	100	0.00	0	0.00	0	0.00
ENERGY SET-ASIDE PROGRAM	2,160,853	0.00	18,932,500	0.00	0	0.00	0	0.00
BIODIESEL FUEL REVOLVING	0	0.00	25,000	0.00	0	0.00	0	0.00
MO ALTERNATV FUEL VEHICLE LOAN	0	0.00	2,000	0.00	0	0.00	0	0.00
ENERGY FUTURES FUND	0	0.00	2,900,000	0.00	0	0.00	0	0.00
TOTAL - PD	8,582,512	0.00	43,358,399	0.00	0	0.00	0	0.00
TOTAL	8,865,372	0.00	49,127,100	0.00	0	0.00	0	0.00
GRAND TOTAL	\$8,865,372	0.00	\$49,127,100	0.00	\$0	0.00	\$0	0.00

CORE DECISION ITEM

Department of Natural Resources	Budget Unit 78210C, 78220C
Division of Energy	
Division of Energy Core	

1. CORE FINANCIAL SUMMARY

	FY 2015 Budget Request			
	GR	Federal	Other	Total
PS	0	0	0	0
EE	0	0	0	0
PSD	0	0	0	0
Total	0	0	0	0
FTE	0.00	0.00	0.00	0.00

	FY 2015 Governor's Recommendation			
	GR	Fed	Other	Total
PS	0	0	0	0
EE	0	0	0	0
PSD	0	0	0	0
Total	0	0	0	0
FTE	0.00	0.00	0.00	0.00

Est. Fringe	0	0	0	0
--------------------	---	---	---	---

Note: Fringes budgeted in House Bill 5 except for certain fringes budgeted directly to MoDOT, Highway Patrol, and Conservation.

Est. Fringe	0	0	0	0
--------------------	---	---	---	---

Note: Fringes budgeted in House Bill 5 except for certain fringes budgeted directly to MoDOT, Highway Patrol, and Conservation.

Other Funds: Not applicable

Per Executive Order 13-03, the Division of Energy was transferred to the Department of Economic Development in August 2013. The FY 2015 budget request reflects the transfer of the Division of Energy's budget to the Department of Economic Development (\$2,474,685 operating PS and EE, 37.00 FTE and \$49,127,100 pass through funding).

2. CORE DESCRIPTION

This core provided operational funding for the Division of Energy which is a nonregulatory state agency that helps ensure adequate energy supplies, promotes energy efficiency and advances the use of Missouri's indigenous energy resources, especially renewable resources. The Energy Efficiency Services PSD allowed the department to pass through federal funds and other funds for energy efficiency and renewable energy activities.

3. PROGRAM LISTING (list programs included in this core funding)

Division of Energy

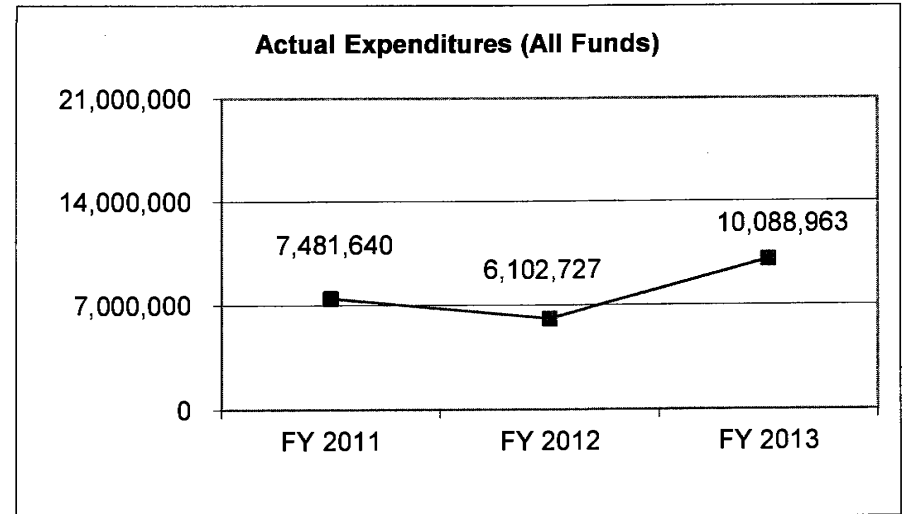
CORE DECISION ITEM

Department of Natural Resources
Division of Energy
Division of Energy Core

Budget Unit 78210C, 78220C

4. FINANCIAL HISTORY

	FY 2011 Actual	FY 2012 Actual	FY 2013 Actual	FY 2014 Current Yr.
Appropriation (All Funds) (1)(2)	23,385,306	20,136,852	29,588,594	51,601,785
Less Reverted (All Funds)	0	0	0	N/A
Budget Authority (All Funds)	23,385,306	20,136,852	29,588,594	N/A
Actual Expenditures (All Funds)	7,481,640	6,102,727	10,088,963	N/A
Unexpended (All Funds)	15,903,666	14,034,125	19,499,631	N/A
Unexpended, by Fund:				
General Revenue	0	0	0	N/A
Federal	8,307,569	9,240,726	7,114,659	N/A
Other	7,596,097	4,793,399	12,384,972	N/A



Actual expenditures for all fiscal years are as of June 30 and do not include lapse period activities.

Reverted includes Governor's standard 3 percent reserve (when applicable) and any expenditure restrictions.

NOTES:

(1) Financial data includes operating and pass-through appropriations.

(2) In many cases, pass-through appropriations are set at a level to encumber and pay our commitments, which often span multiple fiscal years. This often causes high unexpended appropriation balances. Beginning in FY 2014, appropriations were provided for encumbrance purposes separate from expenditures. Both types of appropriation are included in the data above, therefore high unexpended balances will continue to be reflected.

Division of Energy - Reconciliation

	FY 2011 Actual	FY 2012 Actual	FY 2013 Actual	FY 2014 Current	FY 2015 Gov Rec
Energy Operations (78210C)	886,671	819,130	1,223,591	2,474,685	0
Energy Efficient Services PSD (78220C)	6,594,969	5,283,597	8,865,372	49,127,100	0
Total	7,481,640	6,102,727	10,088,963	51,601,785	0

CORE RECONCILIATION DETAIL

DEPARTMENT OF NATURAL RESOURCES
ENERGY DIV OPERATIONS

5. CORE RECONCILIATION DETAIL

			Budget Class	FTE	GR	Federal	Other	Total	Explanation
TAFP AFTER VETOES									
			PS	37.00	0	1,202,045	660,495	1,862,540	
			EE	0.00	0	490,125	122,020	612,145	
			Total	37.00	0	1,692,170	782,515	2,474,685	
DEPARTMENT CORE ADJUSTMENTS									
Transfer Out	778	8796	PS	(1.12)	0	0	(61,665)	(61,665)	Per Executive Order 13-03, the Division of Energy was transferred to the Department of Economic Development in August 2013. The FY15 budget reflects this transfer.
Transfer Out	778	6784	PS	(5.30)	0	0	(203,294)	(203,294)	Per Executive Order 13-03, the Division of Energy was transferred to the Department of Economic Development in August 2013. The FY15 budget reflects this transfer.
Transfer Out	778	1896	PS	(0.07)	0	0	(3,538)	(3,538)	Per Executive Order 13-03, the Division of Energy was transferred to the Department of Economic Development in August 2013. The FY15 budget reflects this transfer.
Transfer Out	778	2702	PS	(8.09)	0	0	(391,998)	(391,998)	Per Executive Order 13-03, the Division of Energy was transferred to the Department of Economic Development in August 2013. The FY15 budget reflects this transfer.

CORE RECONCILIATION DETAIL

DEPARTMENT OF NATURAL RESOURCES
ENERGY DIV OPERATIONS

5. CORE RECONCILIATION DETAIL

			Budget Class	FTE	GR	Federal	Other	Total	Explanation
DEPARTMENT CORE ADJUSTMENTS									
Transfer Out	778	3294	PS	(22.42)	0	(1,202,045)	0	(1,202,045)	Per Executive Order 13-03, the Division of Energy was transferred to the Department of Economic Development in August 2013. The FY15 budget reflects this transfer.
Transfer Out	778	6785	EE	0.00	0	0	(32,050)	(32,050)	Per Executive Order 13-03, the Division of Energy was transferred to the Department of Economic Development in August 2013. The FY15 budget reflects this transfer.
Transfer Out	778	3296	EE	0.00	0	(490,125)	0	(490,125)	Per Executive Order 13-03, the Division of Energy was transferred to the Department of Economic Development in August 2013. The FY15 budget reflects this transfer.
Transfer Out	778	2703	EE	0.00	0	0	(89,970)	(89,970)	Per Executive Order 13-03, the Division of Energy was transferred to the Department of Economic Development in August 2013. The FY15 budget reflects this transfer.
NET DEPARTMENT CHANGES				(37.00)	0	(1,692,170)	(782,515)	(2,474,685)	
DEPARTMENT CORE REQUEST									
			PS	(0.00)	0	0	0	0	
			EE	0.00	0	0	0	0	
			Total	(0.00)	0	0	0	0	

CORE RECONCILIATION DETAIL

DEPARTMENT OF NATURAL RESOURCES
ENERGY DIV OPERATIONS

5. CORE RECONCILIATION DETAIL

	Budget Class	FTE	GR	Federal	Other	Total	Explanation
GOVERNOR'S RECOMMENDED CORE							
	PS	(0.00)	0	0	0	0	
	EE	0.00	0	0	0	0	
	Total	(0.00)	0	0	0	0	

CORE RECONCILIATION DETAIL

DEPARTMENT OF NATURAL RESOURCES
ENERGY EFFICIENT SERVICES

5. CORE RECONCILIATION DETAIL

			Budget Class	FTE	GR	Federal	Other	Total	Explanation
TAFP AFTER VETOES									
			EE	0.00	0	501,201	5,267,500	5,768,701	
			PD	0.00	0	21,498,799	21,859,600	43,358,399	
			Total	0.00	0	22,000,000	27,127,100	49,127,100	
DEPARTMENT CORE ADJUSTMENTS									
Transfer Out	779 6811		EE	0.00	0	0	(2,100,000)	(2,100,000)	Per Executive Order 13-03, the Division of Energy was transferred to the Department of Economic Development in August 2013. The FY15 budget reflects this transfer.
Transfer Out	779 8535		EE	0.00	0	0	(3,000,000)	(3,000,000)	Per Executive Order 13-03, the Division of Energy was transferred to the Department of Economic Development in August 2013. The FY15 budget reflects this transfer.
Transfer Out	779 2469		EE	0.00	0	0	(67,500)	(67,500)	Per Executive Order 13-03, the Division of Energy was transferred to the Department of Economic Development in August 2013. The FY15 budget reflects this transfer.
Transfer Out	779 8756		EE	0.00	0	0	(100,000)	(100,000)	Per Executive Order 13-03, the Division of Energy was transferred to the Department of Economic Development in August 2013. The FY15 budget reflects this transfer.

CORE RECONCILIATION DETAIL

**DEPARTMENT OF NATURAL RESOURCES
ENERGY EFFICIENT SERVICES**

5. CORE RECONCILIATION DETAIL

		Budget Class	FTE	GR	Federal	Other	Total	Explanation
DEPARTMENT CORE ADJUSTMENTS								
Transfer Out	779 8755	EE	0.00	0	(480,000)	0	(480,000)	Per Executive Order 13-03, the Division of Energy was transferred to the Department of Economic Development in August 2013. The FY15 budget reflects this transfer.
Transfer Out	779 3297	EE	0.00	0	(21,201)	0	(21,201)	Per Executive Order 13-03, the Division of Energy was transferred to the Department of Economic Development in August 2013. The FY15 budget reflects this transfer.
Transfer Out	779 1965	PD	0.00	0	0	(2,000)	(2,000)	Per Executive Order 13-03, the Division of Energy was transferred to the Department of Economic Development in August 2013. The FY15 budget reflects this transfer.
Transfer Out	779 8535	PD	0.00	0	0	(12,000,000)	(12,000,000)	Per Executive Order 13-03, the Division of Energy was transferred to the Department of Economic Development in August 2013. The FY15 budget reflects this transfer.
Transfer Out	779 8126	PD	0.00	0	(125,000)	0	(125,000)	Per Executive Order 13-03, the Division of Energy was transferred to the Department of Economic Development in August 2013. The FY15 budget reflects this transfer.

CORE RECONCILIATION DETAIL

DEPARTMENT OF NATURAL RESOURCES
ENERGY EFFICIENT SERVICES

5. CORE RECONCILIATION DETAIL

			Budget Class	FTE	GR	Federal	Other	Total	Explanation
DEPARTMENT CORE ADJUSTMENTS									
Transfer Out	779	5459	PD	0.00	0	0	(25,000)	(25,000)	Per Executive Order 13-03, the Division of Energy was transferred to the Department of Economic Development in August 2013. The FY15 budget reflects this transfer.
Transfer Out	779	4218	PD	0.00	0	0	(100)	(100)	Per Executive Order 13-03, the Division of Energy was transferred to the Department of Economic Development in August 2013. The FY15 budget reflects this transfer.
Transfer Out	779	3297	PD	0.00	0	(9,853,799)	0	(9,853,799)	Per Executive Order 13-03, the Division of Energy was transferred to the Department of Economic Development in August 2013. The FY15 budget reflects this transfer.
Transfer Out	779	8755	PD	0.00	0	(11,520,000)	0	(11,520,000)	Per Executive Order 13-03, the Division of Energy was transferred to the Department of Economic Development in August 2013. The FY15 budget reflects this transfer.
Transfer Out	779	8756	PD	0.00	0	0	(2,900,000)	(2,900,000)	Per Executive Order 13-03, the Division of Energy was transferred to the Department of Economic Development in August 2013. The FY15 budget reflects this transfer.

CORE RECONCILIATION DETAIL

DEPARTMENT OF NATURAL RESOURCES
ENERGY EFFICIENT SERVICES

5. CORE RECONCILIATION DETAIL

	Budget Class	FTE	GR	Federal	Other	Total	Explanation
DEPARTMENT CORE ADJUSTMENTS							
Transfer Out	779 2469 PD	0.00	0	0	(6,932,500)	(6,932,500)	Per Executive Order 13-03, the Division of Energy was transferred to the Department of Economic Development in August 2013. The FY15 budget reflects this transfer.
NET DEPARTMENT CHANGES		0.00	0	(22,000,000)	(27,127,100)	(49,127,100)	
DEPARTMENT CORE REQUEST							
	EE	0.00	0	0	0	0	
	PD	0.00	0	0	0	0	
	Total	0.00	0	0	0	0	
GOVERNOR'S RECOMMENDED CORE							
	EE	0.00	0	0	0	0	
	PD	0.00	0	0	0	0	
	Total	0.00	0	0	0	0	

Department of Natural Resources

DECISION ITEM DETAIL

Budget Unit	FY 2013	FY 2013	FY 2014	FY 2014	FY 2015	FY 2015	FY 2015	FY 2015
Decision Item	ACTUAL	ACTUAL	BUDGET	BUDGET	DEPT REQ	DEPT REQ	GOV REC	GOV REC
Budget Object Class	DOLLAR	FTE	DOLLAR	FTE	DOLLAR	FTE	DOLLAR	FTE
ENERGY DIV OPERATIONS								
CORE								
ADMIN OFFICE SUPPORT ASSISTANT	21,496	0.79	55,193	2.00	0	0.00	0	0.00
OFFICE SUPPORT ASST (KEYBRD)	0	0.00	22,696	1.00	0	0.00	0	0.00
ACCOUNT CLERK II	18,826	0.75	25,338	1.00	0	0.00	0	0.00
ACCOUNTANT I	22,984	0.75	30,971	1.00	0	(0.00)	0	(0.00)
ACCOUNTING SPECIALIST II	0	0.00	39,762	1.00	0	0.00	0	0.00
RESEARCH ANAL III	29,481	0.69	44,493	1.00	0	0.00	0	0.00
PUBLIC INFORMATION COOR	44,173	1.00	44,494	1.00	0	0.00	0	0.00
EXECUTIVE II	24,388	0.61	40,544	1.00	0	0.00	0	0.00
MANAGEMENT ANALYSIS SPEC I	29,838	0.78	38,975	1.00	0	0.00	0	0.00
MANAGEMENT ANALYSIS SPEC II	30,558	0.75	41,334	1.00	0	0.00	0	0.00
PLANNER II	12,246	0.31	0	0.00	0	0.00	0	0.00
PLANNER III	114,084	2.28	153,799	3.00	0	0.00	0	0.00
PLANNER IV	38,273	0.61	63,157	1.00	0	0.00	0	0.00
ECONOMIST	5,259	0.09	13,937	0.25	0	0.00	0	0.00
ENVIRONMENTAL SPEC II	2,626	0.07	37,623	1.00	0	0.00	0	0.00
ENVIRONMENTAL SPEC III	8,531	0.21	39,762	1.00	0	0.00	0	0.00
ENVIRONMENTAL ENGR II	47,173	0.96	49,334	1.00	0	0.00	0	0.00
ENVIRONMENTAL ENGR III	1,045	0.02	0	0.00	0	0.00	0	0.00
ENERGY SPEC I	1,378	0.05	0	0.00	0	0.00	0	0.00
ENERGY SPEC II	51	0.00	71,896	2.00	0	0.00	0	0.00
ENERGY SPEC III	61,358	1.28	200,284	2.75	0	0.00	0	0.00
ENERGY SPEC IV	91,587	1.83	199,253	4.00	0	0.00	0	0.00
ENERGY ENGINEER II	72,566	1.48	98,676	2.00	0	0.00	0	0.00
ENERGY ENGINEER III	34,470	0.64	54,654	1.00	0	0.00	0	0.00
ENVIRONMENTAL MGR B2	51,252	0.95	108,806	2.00	0	0.00	0	0.00
ENVIRONMENTAL MGR B3	59,209	0.82	72,250	1.00	0	0.00	0	0.00
FISCAL & ADMINISTRATIVE MGR B1	195	0.00	0	0.00	0	0.00	0	0.00
FISCAL & ADMINISTRATIVE MGR B2	56,194	1.00	56,535	1.00	0	0.00	0	0.00
DIVISION DIRECTOR	84,816	1.00	85,066	1.00	0	0.00	0	0.00
DESIGNATED PRINCIPAL ASST DIV	70,730	1.61	37,905	1.00	0	0.00	0	0.00
LEGAL COUNSEL	13,125	0.15	0	0.00	0	0.00	0	0.00
MISCELLANEOUS PROFESSIONAL	17,995	0.73	96,251	0.00	0	0.00	0	0.00

Department of Natural Resources

DECISION ITEM DETAIL

Budget Unit	FY 2013	FY 2013	FY 2014	FY 2014	FY 2015	FY 2015	FY 2015	FY 2015
Decision Item	ACTUAL	ACTUAL	BUDGET	BUDGET	DEPT REQ	DEPT REQ	GOV REC	GOV REC
Budget Object Class	DOLLAR	FTE	DOLLAR	FTE	DOLLAR	FTE	DOLLAR	FTE
ENERGY DIV OPERATIONS								
CORE								
SPECIAL ASST PROFESSIONAL	30,023	0.77	39,552	1.00	0	0.00	0	0.00
2009 ARRA - 1	925	0.03	0	0.00	0	0.00	0	0.00
TOTAL - PS	1,096,855	23.01	1,862,540	37.00	0	0.00	0	0.00
TRAVEL, IN-STATE	23,764	0.00	12,209	0.00	0	0.00	0	0.00
TRAVEL, OUT-OF-STATE	6,404	0.00	5,023	0.00	0	0.00	0	0.00
SUPPLIES	18,770	0.00	61,077	0.00	0	0.00	0	0.00
PROFESSIONAL DEVELOPMENT	30,922	0.00	36,206	0.00	0	0.00	0	0.00
COMMUNICATION SERV & SUPP	18,241	0.00	27,608	0.00	0	0.00	0	0.00
PROFESSIONAL SERVICES	9,144	0.00	389,550	0.00	0	0.00	0	0.00
M&R SERVICES	877	0.00	26,826	0.00	0	0.00	0	0.00
OFFICE EQUIPMENT	769	0.00	11,121	0.00	0	0.00	0	0.00
OTHER EQUIPMENT	115	0.00	20,384	0.00	0	0.00	0	0.00
PROPERTY & IMPROVEMENTS	5,444	0.00	0	0.00	0	0.00	0	0.00
BUILDING LEASE PAYMENTS	2,721	0.00	5,102	0.00	0	0.00	0	0.00
EQUIPMENT RENTALS & LEASES	0	0.00	1,000	0.00	0	0.00	0	0.00
MISCELLANEOUS EXPENSES	9,565	0.00	16,039	0.00	0	0.00	0	0.00
TOTAL - EE	126,736	0.00	612,145	0.00	0	0.00	0	0.00
GRAND TOTAL	\$1,223,591	23.01	\$2,474,685	37.00	\$0	0.00	\$0	0.00
GENERAL REVENUE	\$0	0.00	\$0	0.00	\$0	0.00		0.00
FEDERAL FUNDS	\$626,182	12.13	\$1,692,170	22.42	\$0	0.00		0.00
OTHER FUNDS	\$597,409	10.88	\$782,515	14.58	\$0	0.00		0.00

Department of Natural Resources

DECISION ITEM DETAIL

Budget Unit	FY 2013	FY 2013	FY 2014	FY 2014	FY 2015	FY 2015	FY 2015	FY 2015
Decision Item	ACTUAL	ACTUAL	BUDGET	BUDGET	DEPT REQ	DEPT REQ	GOV REC	GOV REC
Budget Object Class	DOLLAR	FTE	DOLLAR	FTE	DOLLAR	FTE	DOLLAR	FTE
ENERGY EFFICIENT SERVICES								
CORE								
SUPPLIES	0	0.00	5,000	0.00	0	0.00	0	0.00
PROFESSIONAL SERVICES	282,860	0.00	5,759,500	0.00	0	0.00	0	0.00
OTHER EQUIPMENT	0	0.00	4,200	0.00	0	0.00	0	0.00
PROPERTY & IMPROVEMENTS	0	0.00	1	0.00	0	0.00	0	0.00
TOTAL - EE	282,860	0.00	5,768,701	0.00	0	0.00	0	0.00
PROGRAM DISTRIBUTIONS	8,582,512	0.00	43,358,399	0.00	0	0.00	0	0.00
TOTAL - PD	8,582,512	0.00	43,358,399	0.00	0	0.00	0	0.00
GRAND TOTAL	\$8,865,372	0.00	\$49,127,100	0.00	\$0	0.00	\$0	0.00
GENERAL REVENUE	\$0	0.00	\$0	0.00	\$0	0.00		0.00
FEDERAL FUNDS	\$6,612,643	0.00	\$22,000,000	0.00	\$0	0.00		0.00
OTHER FUNDS	\$2,252,729	0.00	\$27,127,100	0.00	\$0	0.00		0.00