

**Department of Social Services  
MO HealthNet Division**

**Fiscal Year 2015 Budget Request**

**Brian Kinkade, Interim Director**

*Printed with Governor's Recommendations*



**Department Of Social Services  
Mo HealthNet Division  
Table Of Contents**

<b>Governors Recommendation Summary</b>	<b>1</b>	<b>Pharmacy- Medicare Part D Clawback</b>	
		Core.....	<b>200</b>
<b>Crossing Issues</b>		<b>Missouri RX Plan</b>	
NDI GR Pick up.....	<b>8</b>	Core.....	<b>207</b>
NDI MHD Cost to Continue.....	<b>17</b>	<b>Pharmacy FRA</b>	
NDI Pharmacy PMPM.....	<b>28</b>	Core.....	<b>215</b>
NDI Managed Care Acturial Increase.....	<b>38</b>	<b>GR Pharmacy FRA Transfer</b>	
NDI MHD Transfer Authority.....	<b>47</b>	Core.....	<b>222</b>
NDI FMAP.....	<b>56</b>	<b>Pharmacy FRA Transfer</b>	
NDI Long Term Care Rate Increase.....	<b>73</b>	Core.....	<b>228</b>
NDI Medicaid Expansion.....	<b>82</b>	<b>Physician Related</b>	
		Core.....	<b>235</b>
<b>MO HealthNet Admin</b>		<b>Dental</b>	
Core.....	<b>112</b>	Core.....	<b>250</b>
<b>Clinical Services Management</b>		<b>Premium Payments</b>	
Core.....	<b>124</b>	Core.....	<b>261</b>
<b>Womens &amp; Minority Outreach</b>		NDI Medicare Premium Increase.....	<b>270</b>
Core.....	<b>131</b>	<b>Nursing Facilities</b>	
<b>TPL Contracts</b>		Core.....	<b>278</b>
Core.....	<b>140</b>	<b>Home Health</b>	
<b>Information Systems</b>		Core.....	<b>290</b>
Core.....	<b>149</b>	<b>Pace</b>	
NDI Sustaining MHD Technology Infrastructure.....	<b>158</b>	Core.....	<b>297</b>
<b>Electronic Health Records Incentives</b>		<b>Long Term Support UPL Transfer</b>	
Core.....	<b>166</b>	Core.....	<b>306</b>
<b>Money Follows the Person</b>		<b>Long Term Support Payment</b>	
Core.....	<b>173</b>	Core.....	<b>312</b>
<b>Adult Medicaid Grant</b>			
NDI.....	<b>180</b>		
<b>Pharmacy</b>			
Core.....	<b>188</b>		

**Department Of Social Services  
Mo HealthNet Division  
Table Of Contents**

<b>Rehab and Specialty Services</b>		<b>IGT DMH Medicaid Program</b>	
Core.....	319	Core.....	432
NDI Hospice Rate Increase.....	330	<b>Women's Health Services</b>	
<b>Non Emergency Transport</b>		Core.....	440
Core.....	336	<b>Children's Health Insurance Program</b>	
<b>Ambulance Service Reimbursement Allowance Transfer</b>		Core.....	449
Core.....	344	<b>GR Federal Reimbursement Allowance Transfer</b>	
<b>GR Ambulance Service Reimbursement Allowance Transfer</b>		Core.....	459
Core.....	350	<b>Federal Reimbursement Allowance Transfer</b>	
<b>Managed Care</b>		Core.....	465
Core.....	357	<b>GR Nursing Facility Reimbursement Transfer</b>	
<b>Hospital Care</b>		Core.....	471
Core.....	370	<b>Nursing Facility Reimbursement Transfer</b>	
<b>Physician Safety Net</b>		Core.....	477
Core.....	383	<b>Nursing Facility Quality Transfer</b>	
<b>FQHC Distribution</b>		Core.....	484
Core.....	390	<b>Nursing Facility Federal Reimbursement Allowance</b>	
NDI FQHC Health Homes.....	397	Core.....	491
<b>IGT Health Care Home</b>		<b>School District Claiming</b>	
Core.....	403	Core.....	501
<b>Federal Reimbursement Allowance</b>		<b>Blind Pension Medical Benefits</b>	
Core.....	410	Core.....	511
<b>IGT Expend Transfer</b>		<b>MO HealthNet Supplemental Pool</b>	
Core.....	418	Core.....	518
<b>IGT Safety Net Hospitals</b>			
Core.....	425		



Decision Item Name
--------------------

2015 Department Request				
FTE	GR	FF	OF	Total

2015 Governor's Recommendation				
FTE	GR	FF	OF	Total

**MO HealthNet Administration**

Core	234.11	3,528,557	8,723,844	2,373,779	14,626,180	234.11	3,528,557	8,723,844	2,373,779	14,626,180
Medicaid Expansion	0.00	0	0	0	0	26.00	942,500	942,500	0	1,885,000
Pay Plan CTC	0.00	16,144	31,252	11,206	58,602	0.00	16,144	31,252	11,206	58,602
Pay Plan COLA	0.00	0	0	0	0	0.00	37,981	73,817	24,470	136,268
PAB Position Increase	0.00	0	0	0	0	0.00	3,374	6,228	1,396	10,998
<b>Total</b>	<b>234.11</b>	<b>3,544,701</b>	<b>8,755,096</b>	<b>2,384,985</b>	<b>14,684,782</b>	<b>260.11</b>	<b>4,528,556</b>	<b>9,777,641</b>	<b>2,410,851</b>	<b>16,717,048</b>

**Clinical Services Program Management**

Core	0.00	476,154	12,214,032	5,085,506	17,775,692	0.00	476,154	12,214,032	5,085,506	17,775,692
<b>Total</b>	<b>0.00</b>	<b>476,154</b>	<b>12,214,032</b>	<b>5,085,506</b>	<b>17,775,692</b>	<b>0.00</b>	<b>476,154</b>	<b>12,214,032</b>	<b>5,085,506</b>	<b>17,775,692</b>

**Women & Minority Health Care Outreach**

Core	0.00	546,125	568,625	0	1,114,750	0.00	546,125	568,625	0	1,114,750
<b>Total</b>	<b>0.00</b>	<b>546,125</b>	<b>568,625</b>	<b>0</b>	<b>1,114,750</b>	<b>0.00</b>	<b>546,125</b>	<b>568,625</b>	<b>0</b>	<b>1,114,750</b>

**TPL Contracts**

Core	0.00	0	3,000,000	3,000,000	6,000,000	0.00	0	3,000,000	3,000,000	6,000,000
<b>Total</b>	<b>0.00</b>	<b>0</b>	<b>3,000,000</b>	<b>3,000,000</b>	<b>6,000,000</b>	<b>0.00</b>	<b>0</b>	<b>3,000,000</b>	<b>3,000,000</b>	<b>6,000,000</b>

**Information Systems**

Core	0.00	4,838,940	39,575,350	2,021,687	46,435,977	0.00	4,838,940	39,575,350	2,021,687	46,435,977
Medicaid Expansion	0.00	0	0	0	0	0.00	585,000	5,265,000	0	5,850,000
Sustaining Technology Infrastructure	0.00	875,000	4,125,000	0	5,000,000	0.00	875,000	4,125,000	0	5,000,000
<b>Total</b>	<b>0.00</b>	<b>5,713,940</b>	<b>43,700,350</b>	<b>2,021,687</b>	<b>51,435,977</b>	<b>0.00</b>	<b>6,298,940</b>	<b>48,965,350</b>	<b>2,021,687</b>	<b>57,285,977</b>

**Electronic Health Records Incentives**

Core	0.00	0	85,000,000	0	85,000,000	0.00	0	85,000,000	0	85,000,000
<b>Total</b>	<b>0.00</b>	<b>0</b>	<b>85,000,000</b>	<b>0</b>	<b>85,000,000</b>	<b>0.00</b>	<b>0</b>	<b>85,000,000</b>	<b>0</b>	<b>85,000,000</b>

**Money Follows the Person**

Core	0.00	0	532,549	0	532,549	0.00	0	532,549	0	532,549
<b>Total</b>	<b>0.00</b>	<b>0</b>	<b>532,549</b>	<b>0</b>	<b>532,549</b>	<b>0.00</b>	<b>0</b>	<b>532,549</b>	<b>0</b>	<b>532,549</b>

Decision Item Name
--------------------

2015 Department Request				
FTE	GR	FF	OF	Total
0.00	0	1,000,000	0	1,000,000
0.00	0	1,000,000	0	1,000,000

2015 Governor's Recommendation				
FTE	GR	FF	OF	Total
0.00	0	1,000,000	0	1,000,000
0.00	0	1,000,000	0	1,000,000

**Adult Medicaid Grant**

Core	0.00	0	1,000,000	0	1,000,000
<b>Total</b>	0.00	0	1,000,000	0	1,000,000

Core	0.00	0	1,000,000	0	1,000,000
<b>Total</b>	0.00	0	1,000,000	0	1,000,000

**Pharmacy**

Core	0.00	50,247,186	599,635,515	289,865,950	939,748,651
MHD GR Pickup	0.00	14,950,905	0	0	14,950,905
PMPM Increase	0.00	15,200,376	24,832,218	0	40,032,594
Medicaid Cost to Continue	0.00	26,840,411	0	0	26,840,411
FMAP Adjustment	0.00	0	0	0	0
Medicaid Expansion	0.00	0	0	0	0
<b>Total</b>	0.00	107,238,878	624,467,733	289,865,950	1,021,572,561

Core	0.00	93,058,975	599,635,515	289,865,950	982,560,440
MHD GR Pickup	0.00	3,227,722	0	0	3,227,722
PMPM Increase	0.00	0	25,273,062	0	25,273,062
Medicaid Cost to Continue	0.00	0	0	0	0
FMAP Adjustment	0.00	0	5,566,822	0	5,566,822
Medicaid Expansion	0.00	(14,135,095)	(3,346,174)	(2,342,123)	(19,823,392)
<b>Total</b>	0.00	82,151,602	627,129,225	287,523,827	996,804,654

**Pharmacy - Medicare Part D Clawback**

Core	0.00	200,480,745	0	0	200,480,745
<b>Total</b>	0.00	200,480,745	0	0	200,480,745

Core	0.00	181,072,395	0	0	181,072,395
<b>Total</b>	0.00	181,072,395	0	0	181,072,395

**Missouri Rx Plan**

Core	0.00	6,370,046	0	17,383,045	23,753,091
<b>Total</b>	0.00	6,370,046	0	17,383,045	23,753,091

Core	0.00	6,370,046	0	17,383,045	23,753,091
<b>Total</b>	0.00	6,370,046	0	17,383,045	23,753,091

**Pharmacy FRA**

Core	0.00	0	0	108,308,926	108,308,926
<b>Total</b>	0.00	0	0	108,308,926	108,308,926

Core	0.00	0	0	108,308,926	108,308,926
<b>Total</b>	0.00	0	0	108,308,926	108,308,926

**GR Pharmacy FRA Transfer**

Core	0.00	35,764,609	0	0	35,764,609
<b>Total</b>	0.00	35,764,609	0	0	35,764,609

Core	0.00	35,764,609	0	0	35,764,609
<b>Total</b>	0.00	35,764,609	0	0	35,764,609

**Pharmacy FRA Transfer**

Core	0.00	0	0	35,764,609	35,764,609
<b>Total</b>	0.00	0	0	35,764,609	35,764,609

Core	0.00	0	0	35,764,609	35,764,609
<b>Total</b>	0.00	0	0	35,764,609	35,764,609

**Physician Related**

Core	0.00	212,103,482	451,475,392	7,478,115	671,056,989
Medicaid Cost to Continue	0.00	4,896,953	0	0	4,896,953
FMAP Adjustment	0.00	0	0	0	0
Medicaid Expansion	0.00	0	0	0	0
<b>Total</b>	0.00	217,000,435	451,475,392	7,478,115	675,953,942

Core	0.00	206,667,721	451,475,392	7,478,115	665,621,228
Medicaid Cost to Continue	0.00	0	0	0	0
FMAP Adjustment	0.00	0	10,932,699	0	10,932,699
Medicaid Expansion	0.00	(9,710,926)	(1,291,789)	0	(11,002,715)
<b>Total</b>	0.00	196,956,795	461,116,302	7,478,115	665,551,212

Decision Item Name	2015 Department Request					2015 Governor's Recommendation				
	FTE	GR	FF	OF	Total	FTE	GR	FF	OF	Total
<b>Dental</b>										
Core	0.00	5,906,020	11,152,731	919,935	17,978,686	0.00	5,795,396	11,152,731	919,935	17,868,062
FMAP Adjustment	0.00	0	0	0	0	0.00	0	198,449	0	198,449
Medicaid Expansion	0.00	0	0	0	0	0.00	(199,476)	0	0	(199,476)
<b>Total</b>	<b>0.00</b>	<b>5,906,020</b>	<b>11,152,731</b>	<b>919,935</b>	<b>17,978,686</b>	<b>0.00</b>	<b>5,595,920</b>	<b>11,351,180</b>	<b>919,935</b>	<b>17,867,035</b>
<b>Premium Payments</b>										
Core	0.00	67,609,776	114,102,954	0	181,712,730	0.00	70,232,474	114,102,954	0	184,335,428
Medicare Premium Increase	0.00	3,029,916	5,289,876	0	8,319,792	0.00	3,070,419	5,249,373	0	8,319,792
Medicaid Cost to Continue	0.00	6,943,220	11,077,625	0	18,020,845	0.00	0	11,077,625	0	11,077,625
FMAP Adjustment	0.00	0	0	0	0	0.00	0	2,362,700	0	2,362,700
Medicaid Expansion	0.00	0	0	0	0	0.00	(744,484)	0	0	(744,484)
<b>Total</b>	<b>0.00</b>	<b>77,582,912</b>	<b>130,470,455</b>	<b>0</b>	<b>208,053,367</b>	<b>0.00</b>	<b>72,558,409</b>	<b>132,792,652</b>	<b>0</b>	<b>205,351,061</b>
<b>Nursing Facilities</b>										
Core	0.00	149,986,646	357,245,131	70,262,188	577,493,965	0.00	136,740,825	346,736,446	70,262,188	553,739,459
Long Term Care Rate Increase	0.00	0	0	0	0	0.00	8,288,376	14,170,304	0	22,458,680
FMAP Adjustment	0.00	0	0	0	0	0.00	0	7,099,169	0	7,099,169
Medicaid Expansion	0.00	0	0	0	0	0.00	(1,369,695)	0	(1,012,532)	(2,382,227)
<b>Total</b>	<b>0.00</b>	<b>149,986,646</b>	<b>357,245,131</b>	<b>70,262,188</b>	<b>577,493,965</b>	<b>0.00</b>	<b>143,659,506</b>	<b>368,005,919</b>	<b>69,249,656</b>	<b>580,915,081</b>
<b>Home Health</b>										
Core	0.00	2,305,703	3,998,892	159,305	6,463,900	0.00	2,253,191	3,998,892	159,305	6,411,388
Medicaid Cost to Continue	0.00	155,671	246,221	0	401,892	0.00	0	0	0	0
Long Term Care Rate Increase	0.00	0	0	0	0	0.00	37,925	64,839	0	102,764
FMAP Adjustment	0.00	0	0	0	0	0.00	0	79,506	0	79,506
Medicaid Expansion	0.00	0	0	0	0	0.00	(180,644)	(516,410)	0	(697,054)
<b>Total</b>	<b>0.00</b>	<b>2,461,374</b>	<b>4,245,113</b>	<b>159,305</b>	<b>6,865,792</b>	<b>0.00</b>	<b>2,110,472</b>	<b>3,626,827</b>	<b>159,305</b>	<b>5,896,604</b>
<b>PACE</b>										
Core	0.00	2,545,837	4,129,886	0	6,675,723	0.00	2,534,422	4,129,886	0	6,664,308
Medicaid Cost to Continue	0.00	190,250	308,826	0	499,076	0.00	0	308,826	0	308,826
FMAP Adjustment	0.00	0	0	0	0	0.00	0	82,161	0	82,161
<b>Total</b>	<b>0.00</b>	<b>2,736,087</b>	<b>4,438,712</b>	<b>0</b>	<b>7,174,799</b>	<b>0.00</b>	<b>2,534,422</b>	<b>4,520,873</b>	<b>0</b>	<b>7,055,295</b>
<b>Long Term Support UPL Transfer</b>										
Core	0.00	0	0	10,990,982	10,990,982	0.00	0	0	10,990,982	10,990,982
<b>Total</b>	<b>0.00</b>	<b>0</b>	<b>0</b>	<b>10,990,982</b>	<b>10,990,982</b>	<b>0.00</b>	<b>0</b>	<b>0</b>	<b>10,990,982</b>	<b>10,990,982</b>



Decision Item Name
--------------------

2015 Department Request				
FTE	GR	FF	OF	Total

2015 Governor's Recommendation				
FTE	GR	FF	OF	Total

**Long Term Support Payments**

Core	0.00	0	28,393,011	17,502,101	45,895,112
<b>Total</b>	<b>0.00</b>	<b>0</b>	<b>28,393,011</b>	<b>17,502,101</b>	<b>45,895,112</b>

Core	0.00	0	28,393,011	17,502,101	45,895,112
<b>Total</b>	<b>0.00</b>	<b>0</b>	<b>28,393,011</b>	<b>17,502,101</b>	<b>45,895,112</b>

**Rehab & Specialty Services**

Core	0.00	86,691,317	163,065,014	20,459,050	270,215,381
Hospice Rate Increase	0.00	130,267	212,811	0	343,078
Long Term Care Rate Increase	0.00	0	0	0	0
FMAP Adjustment	0.00	0	0	0	0
Medicaid Expansion	0.00	0	0	0	0
<b>Total</b>	<b>0.00</b>	<b>86,821,584</b>	<b>163,277,825</b>	<b>20,459,050</b>	<b>270,558,459</b>

Core	0.00	79,553,364	163,065,014	20,459,050	263,077,428
Hospice Rate Increase	0.00	126,613	216,465	0	343,078
Long Term Care Rate Increase	0.00	590,480	1,009,520	0	1,600,000
FMAP Adjustment	0.00	0	7,210,737	0	7,210,737
Medicaid Expansion	0.00	(1,485,382)	0	(151,138)	(1,636,520)
<b>Total</b>	<b>0.00</b>	<b>78,785,075</b>	<b>171,501,736</b>	<b>20,307,912</b>	<b>270,594,723</b>

**NEMT**

Core	0.00	13,340,917	28,115,014	0	41,455,931
FMAP Adjustment	0.00	0	0	0	0
Medicaid Expansion	0.00	0	0	0	0
<b>Total</b>	<b>0.00</b>	<b>13,340,917</b>	<b>28,115,014</b>	<b>0</b>	<b>41,455,931</b>

Core	0.00	12,810,180	28,115,014	0	40,925,194
FMAP Adjustment	0.00	0	425,706	0	425,706
Medicaid Expansion	0.00	(172,516)	0	0	(172,516)
<b>Total</b>	<b>0.00</b>	<b>12,637,664</b>	<b>28,540,720</b>	<b>0</b>	<b>41,178,384</b>

**Ambulance SRV Reim. Allow Transfer**

Core	0.00	18,236,543	0	0	18,236,543
<b>Total</b>	<b>0.00</b>	<b>18,236,543</b>	<b>0</b>	<b>0</b>	<b>18,236,543</b>

Core	0.00	18,236,543	0	0	18,236,543
<b>Total</b>	<b>0.00</b>	<b>18,236,543</b>	<b>0</b>	<b>0</b>	<b>18,236,543</b>

**GR Ambulance SRV Reim. Allow Transfer**

Core	0.00	0	0	18,236,543	18,236,543
<b>Total</b>	<b>0.00</b>	<b>0</b>	<b>0</b>	<b>18,236,543</b>	<b>18,236,543</b>

Core	0.00	0	0	18,236,543	18,236,543
<b>Total</b>	<b>0.00</b>	<b>0</b>	<b>0</b>	<b>18,236,543</b>	<b>18,236,543</b>

**Managed Care**

Core	0.00	321,095,339	745,188,433	116,476,290	1,182,760,062
Managed Care Inflation	0.00	20,981,831	34,277,140	0	55,258,971
FMAP Adjustment	0.00	0	0	0	0
Medicaid Expansion	0.00	0	0	0	0
<b>Total</b>	<b>0.00</b>	<b>342,077,170</b>	<b>779,465,573</b>	<b>116,476,290</b>	<b>1,238,019,033</b>

Core	0.00	321,095,339	745,188,433	116,476,290	1,182,760,062
Managed Care Inflation	0.00	0	34,432,838	0	34,432,838
FMAP Adjustment	0.00	0	11,889,461	0	11,889,461
Medicaid Expansion	0.00	(13,878,160)	(7,017,542)	(8,076,535)	(28,972,237)
<b>Total</b>	<b>0.00</b>	<b>307,217,179</b>	<b>784,493,190</b>	<b>108,399,755</b>	<b>1,200,110,124</b>

**Hospital Care**

Core	0.00	30,480,998	510,888,697	272,400,550	813,770,245
FMAP Adjustment	0.00	0	0	0	0
Medicaid Expansion	0.00	0	0	0	0
MHD GR Pickup	0.00	10,011,950	0	0	10,011,950
<b>Total</b>	<b>0.00</b>	<b>40,492,948</b>	<b>510,888,697</b>	<b>272,400,550</b>	<b>823,782,195</b>

Core	0.00	20,270,507	510,888,697	262,388,600	793,547,804
FMAP Adjustment	0.00	0	8,564,606	0	8,564,606
Medicaid Expansion	0.00	(11,154,546)	(4,235,582)	(18,212,289)	(33,602,417)
MHD GR Pickup	0.00	10,011,950	0	0	10,011,950
<b>Total</b>	<b>0.00</b>	<b>19,127,911</b>	<b>515,217,721</b>	<b>244,176,311</b>	<b>778,521,943</b>

Decision Item Name	2015 Department Request					2015 Governor's Recommendation				
	FTE	GR	FF	OF	Total	FTE	GR	FF	OF	Total
<b>Physician Payments for Safety Net</b>										
Core	0.00	0	8,000,000	0	8,000,000	0.00	0	8,000,000	0	8,000,000
<b>Total</b>	<b>0.00</b>	<b>0</b>	<b>8,000,000</b>	<b>0</b>	<b>8,000,000</b>	<b>0.00</b>	<b>0</b>	<b>8,000,000</b>	<b>0</b>	<b>8,000,000</b>
<b>FQHC Distribution</b>										
Core	0.00	1,500,000	7,629,690	0	9,129,690	0.00	1,500,000	7,629,690	0	9,129,690
MHD GR Pickup	0.00	3,270,000	0	0	3,270,000	0.00	3,270,000	0	0	3,270,000
FQHC Health Care Homes	0.00	3,170,310	0	0	3,170,310	0.00	2,049,459	0	0	2,049,459
<b>Total</b>	<b>0.00</b>	<b>7,940,310</b>	<b>7,629,690</b>	<b>0</b>	<b>15,570,000</b>	<b>0.00</b>	<b>6,819,459</b>	<b>7,629,690</b>	<b>0</b>	<b>14,449,149</b>
<b>IGT Health Care Home</b>										
Core	0.00	0	6,900,000	700,000	7,600,000	0.00	0	6,900,000	700,000	7,600,000
<b>Total</b>	<b>0.00</b>	<b>0</b>	<b>6,900,000</b>	<b>700,000</b>	<b>7,600,000</b>	<b>0.00</b>	<b>0</b>	<b>6,900,000</b>	<b>700,000</b>	<b>7,600,000</b>
<b>Federal Reimbursement Allowance</b>										
Core	0.00	0	0	1,022,818,734	1,022,818,734	0.00	0	0	1,022,818,734	1,022,818,734
<b>Total</b>	<b>0.00</b>	<b>0</b>	<b>0</b>	<b>1,022,818,734</b>	<b>1,022,818,734</b>	<b>0.00</b>	<b>0</b>	<b>0</b>	<b>1,022,818,734</b>	<b>1,022,818,734</b>
<b>IGT Transfer</b>										
Core	0.00	0	0	86,456,256	86,456,256	0.00	0	0	86,456,256	86,456,256
Transfer Authority Cost to Continue	0.00	0	0	10,428,959	10,428,959	0.00	0	0	10,428,959	10,428,959
<b>Total</b>	<b>0.00</b>	<b>0</b>	<b>0</b>	<b>96,885,215</b>	<b>96,885,215</b>	<b>0.00</b>	<b>0</b>	<b>0</b>	<b>96,885,215</b>	<b>96,885,215</b>
<b>IGT Safety Net Hospitals</b>										
Core	0.00	0	129,505,748	70,348,801	199,854,549	0.00	0	129,505,748	70,348,801	199,854,549
<b>Total</b>	<b>0.00</b>	<b>0</b>	<b>129,505,748</b>	<b>70,348,801</b>	<b>199,854,549</b>	<b>0.00</b>	<b>0</b>	<b>129,505,748</b>	<b>70,348,801</b>	<b>199,854,549</b>
<b>IGT DMH Medicaid Programs</b>										
Core	0.00	0	181,011,173	111,579,424	292,590,597	0.00	0	181,011,173	111,579,424	292,590,597
<b>Total</b>	<b>0.00</b>	<b>0</b>	<b>181,011,173</b>	<b>111,579,424</b>	<b>292,590,597</b>	<b>0.00</b>	<b>0</b>	<b>181,011,173</b>	<b>111,579,424</b>	<b>292,590,597</b>
<b>Women's Health Services</b>										
Core	0.00	1,259,044	9,065,081	216,790	10,540,915	0.00	1,227,783	9,065,081	216,790	10,509,654
FMAP Adjustment	0.00	0	0	0	0	0.00	0	31,033	0	31,033
Medicaid Expansion	0.00	0	0	0	0	0.00	(630,866)	0	(134,242)	(765,108)
Pharmacy PMPM	0.00	20,554	184,983	0	205,537	0.00	0	184,983	0	184,983
Medicaid Cost to Continue	0.00	126,860	0	0	126,860	0.00	0	0	0	0
<b>Total</b>	<b>0.00</b>	<b>1,406,458</b>	<b>9,250,064</b>	<b>216,790</b>	<b>10,873,312</b>	<b>0.00</b>	<b>596,917</b>	<b>9,281,097</b>	<b>82,548</b>	<b>9,960,562</b>

Decision Item Name	2015 Department Request					2015 Governor's Recommendation				
	FTE	GR	FF	OF	Total	FTE	GR	FF	OF	Total
<b>CHIP</b>										
Core	0.00	30,607,523	132,920,538	17,347,248	180,875,309	0.00	30,620,830	132,920,538	17,347,248	180,888,616
FMAP Adjustment	0.00	0	0	0	0	0.00	0	1,554,551	0	1,554,551
Medicaid Expansion	0.00	0	0	0	0	0.00	(1,988,879)	(7,275,161)	(544,725)	(9,808,765)
Pharmacy PMPM	0.00	564,528	1,559,353	0	2,123,881	0.00	0	1,559,353	0	1,559,353
Managed Care Inflation	0.00	1,114,197	3,077,665	0	4,191,862	0.00	0	3,077,665	0	3,077,665
<i>Total</i>	0.00	32,286,248	137,557,556	17,347,248	187,191,052	0.00	28,631,951	131,836,946	16,802,523	177,271,420
<b>Transitional Medicaid</b>										
Medicaid Expansion	0.00	30,607,523	132,920,538	17,347,248	180,875,309	0.00	0	1,642,736,262	0	1,642,736,262
<i>Total</i>	0.00	30,607,523	132,920,538	17,347,248	180,875,309	0.00	0	1,642,736,262	0	1,642,736,262
<b>GR FRA Transfer</b>										
Core	0.00	569,173,828	0	0	569,173,828	0.00	569,173,828	0	0	569,173,828
Transfer Authority Cost to Continue	0.00	15,438,909	0	0	15,438,909	0.00	15,438,909	0	0	15,438,909
<i>Total</i>	0.00	584,612,737	0	0	584,612,737	0.00	584,612,737	0	0	584,612,737
<b>FRA Transfer</b>										
Core	0.00	0	0	569,173,828	569,173,828	0.00	0	0	569,173,828	569,173,828
Transfer Authority Cost to Continue	0.00	0	0	15,438,909	15,438,909	0.00	0	0	15,438,909	15,438,909
<i>Total</i>	0.00	0	0	584,612,737	584,612,737	0.00	0	0	584,612,737	584,612,737
<b>GR NFRA Transfer</b>										
Core	0.00	161,893,866	0	0	161,893,866	0.00	161,893,866	0	0	161,893,866
Transfer Authority Cost to Continue	0.00	49,056,644	0	0	49,056,644	0.00	49,056,644	0	0	49,056,644
<i>Total</i>	0.00	210,950,510	0	0	210,950,510	0.00	210,950,510	0	0	210,950,510
<b>Nursing Facility Reimbursement Transfer</b>										
Core	0.00	0	0	161,893,866	161,893,866	0.00	0	0	161,893,866	161,893,866
Transfer Authority Cost to Continue	0.00	0	0	49,056,644	49,056,644	0.00	0	0	49,056,644	49,056,644
<i>Total</i>	0.00	0	0	210,950,510	210,950,510	0.00	0	0	210,950,510	210,950,510
<b>Nursing Facility Quality Transfer</b>										
Core	0.00	0	0	1,500,000	1,500,000	0.00	0	0	1,500,000	1,500,000
<i>Total</i>	0.00	0	0	1,500,000	1,500,000	0.00	0	0	1,500,000	1,500,000
<b>Nursing Facility FRA</b>										
Core	0.00	0	0	301,027,717	301,027,717	0.00	0	0	301,027,717	301,027,717
Long Term Care Rate Increase	0.00	0	0	0	0	0.00	0	0	10,429,340	10,429,340
<i>Total</i>	0.00	0	0	301,027,717	301,027,717	0.00	0	0	311,457,057	311,457,057

Decision Item Name
--------------------

2015 Department Request				
FTE	GR	FF	OF	Total

2015 Governor's Recommendation				
FTE	GR	FF	OF	Total

**School District Medicaid Claiming**

Core	0.00	69,954	54,653,770	0	54,723,724
<b>Total</b>	<b>0.00</b>	<b>69,954</b>	<b>54,653,770</b>	<b>0</b>	<b>54,723,724</b>

Core	0.00	69,954	54,653,770	0	54,723,724
<b>Total</b>	<b>0.00</b>	<b>69,954</b>	<b>54,653,770</b>	<b>0</b>	<b>54,723,724</b>

**Blind Medical Benefits**

Core	0.00	0	0	0	0
MHD GR Pickup	0.00	25,122,517	0	0	25,122,517
Pharmacy PMPM	0.00	458,176	0	0	458,176
Medicaid Cost to Continue	0.00	6,446,982	0	0	6,446,982
Medicaid Expansion	0.00	30,607,523	132,920,538	17,347,248	180,875,309
<b>Total</b>	<b>0.00</b>	<b>32,027,675</b>	<b>0</b>	<b>0</b>	<b>32,027,675</b>

Core	0.00	4,580,479	0	0	4,580,479
MHD GR Pickup	0.00	25,122,517	0	0	25,122,517
Pharmacy PMPM	0.00	0	0	0	0
Medicaid Cost to Continue	0.00	0	0	0	0
Medicaid Expansion	0.00	(559,770)	0	0	(559,770)
<b>Total</b>	<b>0.00</b>	<b>29,143,226</b>	<b>0</b>	<b>0</b>	<b>29,143,226</b>

**MO HealthNet Supplemental Pool**

Core	0.00	0	24,107,486	11,590,596	35,698,082
<b>Total</b>	<b>0.00</b>	<b>0</b>	<b>24,107,486</b>	<b>11,590,596</b>	<b>35,698,082</b>

Core	0.00	0	24,107,486	11,590,596	35,698,082
<b>Total</b>	<b>0.00</b>	<b>0</b>	<b>24,107,486</b>	<b>11,590,596</b>	<b>35,698,082</b>

*Total MO HealthNet Core*

234.11	1,191,990,309	3,721,798,556	2,469,325,737	7,383,114,602
--------	---------------	---------------	---------------	---------------

234.11	1,185,843,657	3,711,289,871	2,459,313,787	7,356,447,315
--------	---------------	---------------	---------------	---------------

*Total MO HealthNet Transfers*

0.00	849,564,399	0	958,940,596	1,808,504,995
------	-------------	---	-------------	---------------

0.00	849,564,399	0	958,940,596	1,808,504,995
------	-------------	---	-------------	---------------

*Total MO HealthNet Division*

234.11	1,336,507,327	3,807,021,526	2,469,336,943	7,612,865,796
--------	---------------	---------------	---------------	---------------

260.11	1,187,888,678	5,493,409,725	2,439,306,615	9,120,605,018
--------	---------------	---------------	---------------	---------------





**NEW DECISION ITEM  
RANK: 7**

Department: Social Services  
Division: MO HealthNet  
DI Name: GR Pickup

Budget Unit: 90541C, 90552C, 90559C, 90573C

DI#: 1886002

**1. AMOUNT OF REQUEST**

	FY 2015 Budget Request			
	GR	Federal	Other	Total
PS				
EE				
PSD	53,355,372			53,355,372
TRF				
<b>Total</b>	<b>53,355,372</b>			<b>53,355,372</b>
<b>FTE</b>				<b>0.00</b>

	FY 2015 Governor's Recommendation			
	GR	Federal	Other	Total
PS				
EE				
PSD	41,632,189			41,632,189
TRF				
<b>Total</b>	<b>41,632,189</b>	<b>0</b>	<b>0</b>	<b>41,632,189</b>
<b>FTE</b>				

<b>Est. Fringe</b>	0	0	0	0
--------------------	---	---	---	---

*Note: Fringes budgeted in House Bill 5 except for certain fringes budgeted directly to MoDOT, Highway Patrol, and Conservation.*

<b>Est. Fringe</b>	0	0	0	0
--------------------	---	---	---	---

*Note: Fringes budgeted in House Bill 5 except for certain fringes budgeted directly to MoDOT, Highway Patrol, and Conservation.*

Other Funds:

Other Funds:

**2. THIS REQUEST CAN BE CATEGORIZED AS:**

- |  |  |  |
|--|--|--|
| <input type="checkbox"/> New Legislation       | <input type="checkbox"/> New Program       | <input type="checkbox"/> Fund Switch           |
| <input type="checkbox"/> Federal Mandate       | <input type="checkbox"/> Program Expansion | <input type="checkbox"/> Cost to Continue      |
| <input checked="" type="checkbox"/> GR Pick-Up | <input type="checkbox"/> Space Request     | <input type="checkbox"/> Equipment Replacement |
| <input type="checkbox"/> Pay Plan              | <input type="checkbox"/> Other:            |  |

**3. WHY IS THIS FUNDING NEEDED? PROVIDE AN EXPLANATION FOR ITEMS CHECKED IN #2. INCLUDE THE FEDERAL OR STATE STATUTORY OR CONSTITUTIONAL AUTHORIZATION FOR THIS PROGRAM.**

*NDI SYNOPSIS: General Revenue pick-up is requested to keep funding at the current levels.*

This General Revenue funding is requested to replace Pharmacy Rebates funding. Revenues are projected to be less than appropriated amounts in fiscal year 2014. The SFY 14 budget included Missouri Senior Services Protection Fund in Blind Pension Medical and Federally Qualified Health Center programs as one-time funding. GR is requested to replace this one-time funding. In addition, GR is requested to replace Blind Pension Premium Fund budgeted in Blind Pension Medical. Current law does not support charging a premium. Also, GR is requested to replace one-time Premium Fund cash balance in Hospital program.

**4. DESCRIBE THE DETAILED ASSUMPTIONS USED TO DERIVE THE SPECIFIC REQUESTED AMOUNT. (How did you determine that the requested number of FTE were appropriate? From what source or standard did you derive the requested levels of funding? Were alternatives such as outsourcing or automation considered? If based on new legislation, does request tie to TAFP fiscal note? If not, explain why. Detail which portions of the request are one-times and how those amounts were calculated.)**

SFY 14 Pharmacy Rebates revenues are projected to be less than appropriated amounts. This request is to replace that funding with GR and maintain total funding at the correct level.

**Department Request**

	Total	GR
Pharmacy	\$ 14,950,905	\$ 14,950,905
Total	\$ 14,950,905	\$ 14,950,905

The Governor's recommended amount includes reallocations from adjusted FMAP rates and projected GR lapses from the following sections:

Pharmacy	3,722,512	Clawback Lapse
Pharmacy	198,449	Dental FMAP
Pharmacy	110,624	Dental Lapse
Pharmacy	79,506	Home Health FMAP
Pharmacy	52,512	Home Health Lapse
Pharmacy	4,883,543	Hospital FMAP
Pharmacy	1,645,885	Hospital Lapse
Pharmacy	425,706	NEMT FMAP
Pharmacy	530,737	NEMT Lapse
Pharmacy	11,415	PACE FMAP
Pharmacy	31,033	Women's FMAP
Pharmacy	31,261	Women's Health Lapse
Total	11,723,183	

**Governor Recommended**

	Total	Reallocated	Recommended GR
Pharmacy	\$14,950,905	\$ 11,723,183	\$ 3,227,722
Total	\$14,950,905	\$ 11,723,183	\$ 3,227,722

SFY14 included funding from the Blind Pension Medical Premium Fund, however there are no revenues available for this fund as current law does not support charging a premium. In addition one-time funding from the Missouri Senior Services Protection Fund was also included in Blind Medical and Federally Qualified Health Centers.

**Department Request**

	Total	GR
Federally Qualified Health Centers	\$ 3,270,000	\$ 3,270,000
Blind Medical	\$ 25,122,517	\$ 25,122,517
Total	\$ 28,392,517	\$ 28,392,517

**Governor Recommended**

	Total	Recommended GR
Federally Qualified Health Centers	\$ 3,270,000	\$ 3,270,000
Blind Medical	\$ 25,122,517	\$ 25,122,517
Total	\$ 28,392,517	\$ 28,392,517



SFY 14 funding included a Premium Fund cash balance budgeted in the Hospital Care program. This General Revenue funding is requested to replace the Premium Fund authority to keep program funding at the current level. Below is the General Revenue needed to maintain total funding at the correct level.

**Department Request**

	Total	GR
Hospital Care	\$ 10,011,950	\$ 10,011,950
Total	\$ 10,011,950	\$ 10,011,950

**Governor Recommended**

	Total	Recommended GR
Hospital Care	\$ 10,011,950	\$ 10,011,950
Total	\$ 10,011,950	\$ 10,011,950

**Total Funding Requested**

Program	Total	GR
Pharmacy	\$14,950,905	\$ 14,950,905
Federally Qualified Health Centers	\$3,270,000	\$ 3,270,000
Blind Medical	\$25,122,517	\$ 25,122,517
Hospital Care	\$10,011,950	\$ 10,011,950
Total	\$53,355,372	\$ 53,355,372

**Total Funding Governor Recommended**

Program	Total	GR
Pharmacy	\$3,227,722	\$ 3,227,722
Federally Qualified Health Centers	\$3,270,000	\$ 3,270,000
Blind Medical	\$25,122,517	\$ 25,122,517
Hospital Care	\$10,011,950	\$ 10,011,950
Total	\$41,632,189	\$ 41,632,189

**5. BREAK DOWN THE REQUEST BY BUDGET OBJECT CLASS, JOB CLASS, AND FUND SOURCE. IDENTIFY ONE-TIME COSTS.**

Budget Object Class/Job Class	Dept Req GR DOLLARS	Dept Req		Dept Req FED DOLLARS	Dept Req OTHER		Dept Req TOTAL DOLLARS	Dept Req TOTAL		Dept Req One-Time DOLLARS
		GR	FTE		OTHER DOLLARS	OTHER FTE		TOTAL FTE		
Total PS	0	0.0	0	0	0.0	0	0.0	0	0.0	0
Total EE	0			0		0		0		0
Program Distributions	53,355,372						53,355,372			
<b>Total PSD</b>	<b>53,355,372</b>			<b>0</b>		<b>0</b>	<b>53,355,372</b>			<b>0</b>
Transfers										
<b>Total TRF</b>	<b>0</b>			<b>0</b>		<b>0</b>	<b>0</b>			<b>0</b>
<b>Grand Total</b>	<b>53,355,372</b>	<b>0.0</b>	<b>0</b>	<b>0</b>	<b>0.0</b>	<b>0</b>	<b>53,355,372</b>	<b>0.0</b>		<b>0</b>

Budget Object Class/Job Class	Gov Rec GR DOLLARS	Gov Rec GR FTE	Gov Rec FED DOLLARS	Gov Rec FED FTE	Gov Rec OTHER DOLLARS	Gov Rec OTHER FTE	Gov Rec TOTAL DOLLARS	Gov Rec TOTAL FTE	Gov Rec One-Time DOLLARS
<b>Total PS</b>	0	0.0	0	0.0	0	0.0	0	0.0	0
<b>Total EE</b>	0		0		0		0		0
Program Distributions	41,632,189						41,632,189		
<b>Total PSD</b>	<b>41,632,189</b>		0		0		<b>41,632,189</b>		0
Transfers									
<b>Total TRF</b>	<b>0</b>		0		0		0		0
<b>Grand Total</b>	<b>41,632,189</b>	<b>0.0</b>	<b>0</b>	<b>0.0</b>	<b>0</b>	<b>0.0</b>	<b>41,632,189</b>	<b>0.0</b>	<b>0</b>

**6. PERFORMANCE MEASURES (If new decision item has an associated core, separately identify projected performance with & without additional funding.)**

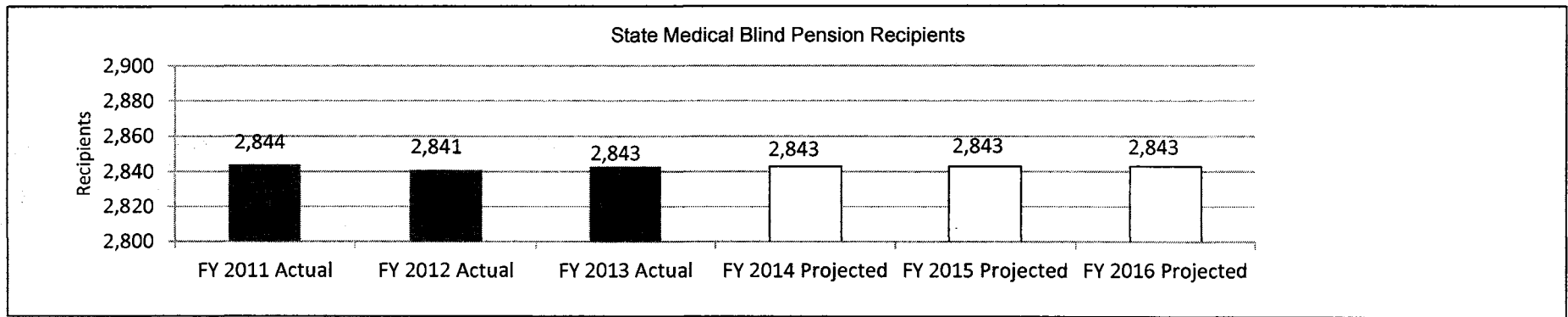
**6a. Provide an effectiveness measure.**

N/A

**6b. Provide an efficiency measure.**

N/A

**6c. Provide the number of clients/individuals served, if applicable.**



**6d. Provide a customer satisfaction measure, if available.**

N/A

**7. STRATEGIES TO ACHIEVE THE PERFORMANCE MEASUREMENT TARGETS:**

N/A

**DECISION ITEM DETAIL**

Budget Unit	FY 2013	FY 2013	FY 2014	FY 2014	FY 2015	FY 2015	FY 2015	FY 2015
Decision Item	ACTUAL	ACTUAL	BUDGET	BUDGET	DEPT REQ	DEPT REQ	GOV REC	GOV REC
Budget Object Class	DOLLAR	FTE	DOLLAR	FTE	DOLLAR	FTE	DOLLAR	FTE
<b>PHARMACY</b>								
<b>MHD GR Pickup - 1886002</b>								
PROGRAM DISTRIBUTIONS	0	0.00	0	0.00	14,950,905	0.00	3,227,722	0.00
TOTAL - PD	0	0.00	0	0.00	14,950,905	0.00	3,227,722	0.00
<b>GRAND TOTAL</b>	<b>\$0</b>	<b>0.00</b>	<b>\$0</b>	<b>0.00</b>	<b>\$14,950,905</b>	<b>0.00</b>	<b>\$3,227,722</b>	<b>0.00</b>
GENERAL REVENUE	\$0	0.00	\$0	0.00	\$14,950,905	0.00	\$3,227,722	0.00
FEDERAL FUNDS	\$0	0.00	\$0	0.00	\$0	0.00	\$0	0.00
OTHER FUNDS	\$0	0.00	\$0	0.00	\$0	0.00	\$0	0.00

**DECISION ITEM DETAIL**

Budget Unit	FY 2013	FY 2013	FY 2014	FY 2014	FY 2015	FY 2015	FY 2015	FY 2015
Decision Item	ACTUAL	ACTUAL	BUDGET	BUDGET	DEPT REQ	DEPT REQ	GOV REC	GOV REC
Budget Object Class	DOLLAR	FTE	DOLLAR	FTE	DOLLAR	FTE	DOLLAR	FTE
<b>HOSPITAL CARE</b>								
<b>MHD GR Pickup - 1886002</b>								
PROGRAM DISTRIBUTIONS	0	0.00	0	0.00	10,011,950	0.00	10,011,950	0.00
TOTAL - PD	0	0.00	0	0.00	10,011,950	0.00	10,011,950	0.00
<b>GRAND TOTAL</b>	<b>\$0</b>	<b>0.00</b>	<b>\$0</b>	<b>0.00</b>	<b>\$10,011,950</b>	<b>0.00</b>	<b>\$10,011,950</b>	<b>0.00</b>
GENERAL REVENUE	\$0	0.00	\$0	0.00	\$10,011,950	0.00	\$10,011,950	0.00
FEDERAL FUNDS	\$0	0.00	\$0	0.00	\$0	0.00	\$0	0.00
OTHER FUNDS	\$0	0.00	\$0	0.00	\$0	0.00	\$0	0.00

**DECISION ITEM DETAIL**

Budget Unit	FY 2013	FY 2013	FY 2014	FY 2014	FY 2015	FY 2015	FY 2015	FY 2015
Decision Item	ACTUAL	ACTUAL	BUDGET	BUDGET	DEPT REQ	DEPT REQ	GOV REC	GOV REC
Budget Object Class	DOLLAR	FTE	DOLLAR	FTE	DOLLAR	FTE	DOLLAR	FTE
<b>FQHC DISTRIBUTION</b>								
MHD GR Pickup - 1886002								
PROGRAM DISTRIBUTIONS	0	0.00	0	0.00	3,270,000	0.00	3,270,000	0.00
TOTAL - PD	0	0.00	0	0.00	3,270,000	0.00	3,270,000	0.00
<b>GRAND TOTAL</b>	<b>\$0</b>	<b>0.00</b>	<b>\$0</b>	<b>0.00</b>	<b>\$3,270,000</b>	<b>0.00</b>	<b>\$3,270,000</b>	<b>0.00</b>
GENERAL REVENUE	\$0	0.00	\$0	0.00	\$3,270,000	0.00	\$3,270,000	0.00
FEDERAL FUNDS	\$0	0.00	\$0	0.00	\$0	0.00	\$0	0.00
OTHER FUNDS	\$0	0.00	\$0	0.00	\$0	0.00	\$0	0.00

**DECISION ITEM DETAIL**

Budget Unit	FY 2013	FY 2013	FY 2014	FY 2014	FY 2015	FY 2015	FY 2015	FY 2015
Decision Item	ACTUAL	ACTUAL	BUDGET	BUDGET	DEPT REQ	DEPT REQ	GOV REC	GOV REC
Budget Object Class	DOLLAR	FTE	DOLLAR	FTE	DOLLAR	FTE	DOLLAR	FTE
<b>BLIND PENSION MEDICAL BENEFITS</b>								
<b>MHD GR Pickup - 1886002</b>								
PROGRAM DISTRIBUTIONS	0	0.00	0	0.00	25,122,517	0.00	25,122,517	0.00
TOTAL - PD	0	0.00	0	0.00	25,122,517	0.00	25,122,517	0.00
<b>GRAND TOTAL</b>	<b>\$0</b>	<b>0.00</b>	<b>\$0</b>	<b>0.00</b>	<b>\$25,122,517</b>	<b>0.00</b>	<b>\$25,122,517</b>	<b>0.00</b>
GENERAL REVENUE	\$0	0.00	\$0	0.00	\$25,122,517	0.00	\$25,122,517	0.00
FEDERAL FUNDS	\$0	0.00	\$0	0.00	\$0	0.00	\$0	0.00
OTHER FUNDS	\$0	0.00	\$0	0.00	\$0	0.00	\$0	0.00





**NEW DECISION ITEM  
RANK: 6**

Department: Social Services  
Division: MO HealthNet  
DI Name: MO HealthNet Cost to Continue

Budget Unit: 90541C, 90544C, 90547C, 90564C, 90568C, 90554C, 90573C  
DI#: 1886008

**1. AMOUNT OF REQUEST**

	FY 2015 Budget Request			
	GR	Federal	Other	Total
PS				
EE				
PSD	45,600,347	11,632,672		57,233,019
TRF				
<b>Total</b>	<b>45,600,347</b>	<b>11,632,672</b>		<b>57,233,019</b>
 FTE				<b>0.00</b>

	FY 2015 Governor's Recommendation			
	GR	Federal	Other	Total
PS				
EE				
PSD		11,386,451		11,386,451
TRF				
<b>Total</b>	<b>0</b>	<b>11,386,451</b>	<b>0</b>	<b>11,386,451</b>
 FTE				<b>0.00</b>

<b>Est. Fringe</b>	0	0	0	0
--------------------	---	---	---	---

*Note: Fringes budgeted in House Bill 5 except for certain fringes budgeted directly to MoDOT, Highway Patrol, and Conservation.*

<b>Est. Fringe</b>	0	0	0	0
--------------------	---	---	---	---

*Note: Fringes budgeted in House Bill 5 except for certain fringes budgeted directly to MoDOT, Highway Patrol, and Conservation.*

Other Funds:

Other Funds:

**2. THIS REQUEST CAN BE CATEGORIZED AS:**

- |  |  |  |
|--|--|--|
| <input type="checkbox"/> New Legislation | <input type="checkbox"/> New Program       | <input type="checkbox"/> Fund Switch                 |
| <input type="checkbox"/> Federal Mandate | <input type="checkbox"/> Program Expansion | <input checked="" type="checkbox"/> Cost to Continue |
| <input type="checkbox"/> GR Pick-Up      | <input type="checkbox"/> Space Request     | <input type="checkbox"/> Equipment Replacement       |
| <input type="checkbox"/> Pay Plan        | <input type="checkbox"/> Other: Mandatory  |  |

**3. WHY IS THIS FUNDING NEEDED? PROVIDE AN EXPLANATION FOR ITEMS CHECKED IN #2. INCLUDE THE FEDERAL OR STATE STATUTORY OR CONSTITUTIONAL AUTHORIZATION FOR THIS PROGRAM.**

*NDI SYNOPSIS: Funds additional anticipated costs for Mo HealthNet programs.*

Funds are requested for estimated costs to be paid from the FY 2014 Medicaid supplemental pool and requested in the FY 2014 supplemental budget. These amounts are based on FY 2014 Medicaid costs projections, considering actual costs through August 2013. Programs with costs estimated to exceed FY 2014 appropriated amounts include: Pharmacy, Physician, Premium Payments, Home Health, Pace, Women's Health and Blind Medical programs.

**4. DESCRIBE THE DETAILED ASSUMPTIONS USED TO DERIVE THE SPECIFIC REQUESTED AMOUNT. (How did you determine that the requested number of FTE were appropriate? From what source or standard did you derive the requested levels of funding? Were alternatives such as outsourcing or automation considered? If based on new legislation, does request tie to TAFP fiscal note? If not, explain why. Detail which portions of the request are one-times and how those amounts were calculated.)**

The MHD performed detailed projections of all core programs funding. These projections include estimating expenditures for the next fiscal year in order to ensure adequate funding is available. Federal Match rate used is 61.865%.

**Department Request**

	GR	FF	Total	
Pharmacy	\$26,840,411		\$0	\$26,840,411 Pharmacy Tax appropriation higher than estimated revenues from tax; PMPM higher than projected
Physicians	\$4,896,953		\$0	\$4,896,953 FY13 core cuts based on projected lapse; Actual lapse was lower than projected
Premium Payments	\$6,943,220	\$11,077,625	\$18,020,845	Increase in number of dual eligibles (Medicare/Medicaid) participating in Part B Buy-In
Home Health	\$155,671	\$246,221	\$401,892	
PACE	\$190,250	\$308,826	\$499,076	
Women's Health	\$126,860	\$0	\$126,860	
Blind Medical	\$6,446,982	\$0	\$6,446,982	Core funding reduced in FY14; No premium collections to support appropriation from Blind Pension Premium Fund
<b>Total</b>	<b>\$45,600,347</b>	<b>\$11,632,672</b>	<b>\$57,233,019</b>	

The Governor recommended reduced overall need based on updated shortfall projections through November 2013, and offset the GR cost with core reallocations from sections with projected lapse and GR savings from the FMAP increase.

	Projected GR	Projected FED	FMAP Reductions	Reallocation			Recommended GR	Recommended Fed	
				from Rehab and Specialty	Reallocation from Nursing Facilities	Reallocation from Physician			Reallocation from Hospital Care
Pharmacy	\$21,587,332	\$0	(\$5,449,870)	(\$7,137,953)	(\$7,099,169)	(\$1,900,340)	\$0	\$0	
Physicians	\$5,496,938	\$0	(\$5,496,938)				\$0	\$0	
Premium Payments	\$4,985,398	\$11,077,625	(\$2,362,700)			(\$2,622,698)	\$0	\$11,077,625	
Home Health	\$0	\$0					\$0	\$0	
PACE	\$70,746	\$308,826	(\$70,746)				\$0	\$308,826	
Rehab & Specialty	\$72,784		(\$72,784)				\$0	\$0	
Women's Health	\$0	\$0					\$0	\$0	
CHIP	\$1,567,858		(\$1,554,551)			(\$13,307)	\$0	\$0	
Blind Medical	\$4,580,479	\$0				(\$899,416)	(\$3,681,063)	\$0	
<b>Total</b>	<b>\$38,361,535</b>	<b>\$11,386,451</b>	<b>(\$15,007,589)</b>	<b>(\$7,137,953)</b>	<b>(\$7,099,169)</b>	<b>(\$5,435,761)</b>	<b>(\$3,681,063)</b>	<b>\$0</b>	<b>\$11,386,451</b>

**5. BREAK DOWN THE REQUEST BY BUDGET OBJECT CLASS, JOB CLASS, AND FUND SOURCE. IDENTIFY ONE-TIME COSTS.**

Budget Object Class/Job Class	Dept Req GR DOLLARS	Dept Req GR FTE	Dept Req FED DOLLARS	Dept Req FED FTE	Dept Req OTHER DOLLARS	Dept Req OTHER FTE	Dept Req TOTAL DOLLARS	Dept Req TOTAL FTE	Dept Req One- Time DOLLARS
Total PS	0	0.0	0	0.0	0	0.0	0	0.0	0
Total EE	0		0		0		0		0
Program Distributions							0		
Total PSD	45,600,347		11,632,672	-	0		57,233,019		0
Transfers									
Total TRF	0		0		0		0		0
<b>Grand Total</b>	<b>45,600,347</b>	<b>0.0</b>	<b>11,632,672</b>	<b>0.0</b>	<b>0</b>	<b>0.0</b>	<b>57,233,019</b>	<b>0.0</b>	<b>0</b>

Budget Object Class/Job Class	Gov Rec GR DOLLARS	Gov Rec GR FTE	Gov Rec FED DOLLARS	Gov Rec FED FTE	Gov Rec OTHER DOLLARS	Gov Rec OTHER FTE	Gov Rec TOTAL DOLLARS	Gov Rec TOTAL FTE	Gov Rec One- Time DOLLARS
Total PS	0	0.0	0	0.0	0	0.0	0	0.0	0
Total EE	0		0		0		0		0
Program Distributions			11,386,451				11,386,451		
Total PSD	0		11,386,451		0		11,386,451		0
Transfers									
Total TRF	0		0		0		0		0
<b>Grand Total</b>	<b>0</b>	<b>0.0</b>	<b>11,386,451</b>	<b>0.0</b>	<b>0</b>	<b>0.0</b>	<b>11,386,451</b>	<b>0.0</b>	<b>0</b>

**6. PERFORMANCE MEASURES (If new decision item has an associated core, separately identify projected performance with & without additional funding.)**

- 6a. Provide an effectiveness measure.  
N/A
  
- 6b. Provide an efficiency measure.  
N/A
  
- 6c. Provide the number of clients/individuals served, if applicable.  
N/A
  
- 6d. Provide a customer satisfaction measure, if available.  
N/A

**7. STRATEGIES TO ACHIEVE THE PERFORMANCE MEASUREMENT TARGETS:**

N/A

**DECISION ITEM DETAIL**

Budget Unit	FY 2013	FY 2013	FY 2014	FY 2014	FY 2015	FY 2015	FY 2015	FY 2015
Decision Item	ACTUAL	ACTUAL	BUDGET	BUDGET	DEPT REQ	DEPT REQ	GOV REC	GOV REC
Budget Object Class	DOLLAR	FTE	DOLLAR	FTE	DOLLAR	FTE	DOLLAR	FTE
<b>PHARMACY</b>								
MHD Cost to Continue - 1886008								
PROGRAM DISTRIBUTIONS	0	0.00	0	0.00	26,840,411	0.00	0	0.00
<b>TOTAL - PD</b>	<b>0</b>	<b>0.00</b>	<b>0</b>	<b>0.00</b>	<b>26,840,411</b>	<b>0.00</b>	<b>0</b>	<b>0.00</b>
<b>GRAND TOTAL</b>	<b>\$0</b>	<b>0.00</b>	<b>\$0</b>	<b>0.00</b>	<b>\$26,840,411</b>	<b>0.00</b>	<b>\$0</b>	<b>0.00</b>
GENERAL REVENUE	\$0	0.00	\$0	0.00	\$26,840,411	0.00		0.00
FEDERAL FUNDS	\$0	0.00	\$0	0.00	\$0	0.00		0.00
OTHER FUNDS	\$0	0.00	\$0	0.00	\$0	0.00		0.00

**DECISION ITEM DETAIL**

Budget Unit	FY 2013	FY 2013	FY 2014	FY 2014	FY 2015	FY 2015	FY 2015	FY 2015
Decision Item	ACTUAL	ACTUAL	BUDGET	BUDGET	DEPT REQ	DEPT REQ	GOV REC	GOV REC
Budget Object Class	DOLLAR	FTE	DOLLAR	FTE	DOLLAR	FTE	DOLLAR	FTE
<b>PHYSICIAN RELATED PROF</b>								
<b>MHD Cost to Continue - 1886008</b>								
PROGRAM DISTRIBUTIONS	0	0.00	0	0.00	4,896,953	0.00	0	0.00
TOTAL - PD	0	0.00	0	0.00	4,896,953	0.00	0	0.00
<b>GRAND TOTAL</b>	<b>\$0</b>	<b>0.00</b>	<b>\$0</b>	<b>0.00</b>	<b>\$4,896,953</b>	<b>0.00</b>	<b>\$0</b>	<b>0.00</b>
GENERAL REVENUE	\$0	0.00	\$0	0.00	\$4,896,953	0.00		0.00
FEDERAL FUNDS	\$0	0.00	\$0	0.00	\$0	0.00		0.00
OTHER FUNDS	\$0	0.00	\$0	0.00	\$0	0.00		0.00

**DECISION ITEM DETAIL**

Budget Unit	FY 2013	FY 2013	FY 2014	FY 2014	FY 2015	FY 2015	FY 2015	FY 2015
Decision Item	ACTUAL	ACTUAL	BUDGET	BUDGET	DEPT REQ	DEPT REQ	GOV REC	GOV REC
Budget Object Class	DOLLAR	FTE	DOLLAR	FTE	DOLLAR	FTE	DOLLAR	FTE
<b>PREMIUM PAYMENTS</b>								
MHD Cost to Continue - 1886008								
PROGRAM DISTRIBUTIONS	0	0.00	0	0.00	18,020,845	0.00	11,077,625	0.00
TOTAL - PD	0	0.00	0	0.00	18,020,845	0.00	11,077,625	0.00
<b>GRAND TOTAL</b>	<b>\$0</b>	<b>0.00</b>	<b>\$0</b>	<b>0.00</b>	<b>\$18,020,845</b>	<b>0.00</b>	<b>\$11,077,625</b>	<b>0.00</b>
GENERAL REVENUE	\$0	0.00	\$0	0.00	\$6,943,220	0.00	\$0	0.00
FEDERAL FUNDS	\$0	0.00	\$0	0.00	\$11,077,625	0.00	\$11,077,625	0.00
OTHER FUNDS	\$0	0.00	\$0	0.00	\$0	0.00	\$0	0.00

**DECISION ITEM DETAIL**

Budget Unit	FY 2013	FY 2013	FY 2014	FY 2014	FY 2015	FY 2015	FY 2015	FY 2015
Decision Item	ACTUAL	ACTUAL	BUDGET	BUDGET	DEPT REQ	DEPT REQ	GOV REC	GOV REC
Budget Object Class	DOLLAR	FTE	DOLLAR	FTE	DOLLAR	FTE	DOLLAR	FTE
<b>HOME HEALTH</b>								
<b>MHD Cost to Continue - 1886008</b>								
PROGRAM DISTRIBUTIONS	0	0.00	0	0.00	401,892	0.00	0	0.00
TOTAL - PD	0	0.00	0	0.00	401,892	0.00	0	0.00
<b>GRAND TOTAL</b>	<b>\$0</b>	<b>0.00</b>	<b>\$0</b>	<b>0.00</b>	<b>\$401,892</b>	<b>0.00</b>	<b>\$0</b>	<b>0.00</b>
GENERAL REVENUE	\$0	0.00	\$0	0.00	\$155,671	0.00		0.00
FEDERAL FUNDS	\$0	0.00	\$0	0.00	\$246,221	0.00		0.00
OTHER FUNDS	\$0	0.00	\$0	0.00	\$0	0.00		0.00



**DECISION ITEM DETAIL**

Budget Unit	FY 2013	FY 2013	FY 2014	FY 2014	FY 2015	FY 2015	FY 2015	FY 2015
Decision Item	ACTUAL	ACTUAL	BUDGET	BUDGET	DEPT REQ	DEPT REQ	GOV REC	GOV REC
Budget Object Class	DOLLAR	FTE	DOLLAR	FTE	DOLLAR	FTE	DOLLAR	FTE
<b>PACE</b>								
<b>MHD Cost to Continue - 1886008</b>								
PROGRAM DISTRIBUTIONS	0	0.00	0	0.00	499,076	0.00	308,826	0.00
TOTAL - PD	0	0.00	0	0.00	499,076	0.00	308,826	0.00
<b>GRAND TOTAL</b>	<b>\$0</b>	<b>0.00</b>	<b>\$0</b>	<b>0.00</b>	<b>\$499,076</b>	<b>0.00</b>	<b>\$308,826</b>	<b>0.00</b>
GENERAL REVENUE	\$0	0.00	\$0	0.00	\$190,250	0.00	\$0	0.00
FEDERAL FUNDS	\$0	0.00	\$0	0.00	\$308,826	0.00	\$308,826	0.00
OTHER FUNDS	\$0	0.00	\$0	0.00	\$0	0.00	\$0	0.00

**DECISION ITEM DETAIL**

Budget Unit	FY 2013	FY 2013	FY 2014	FY 2014	FY 2015	FY 2015	FY 2015	FY 2015
Decision Item	ACTUAL	ACTUAL	BUDGET	BUDGET	DEPT REQ	DEPT REQ	GOV REC	GOV REC
Budget Object Class	DOLLAR	FTE	DOLLAR	FTE	DOLLAR	FTE	DOLLAR	FTE
<b>WOMEN'S HEALTH SRVC</b>								
<b>MHD Cost to Continue - 1886008</b>								
PROGRAM DISTRIBUTIONS	0	0.00	0	0.00	126,860	0.00	0	0.00
TOTAL - PD	0	0.00	0	0.00	126,860	0.00	0	0.00
<b>GRAND TOTAL</b>	<b>\$0</b>	<b>0.00</b>	<b>\$0</b>	<b>0.00</b>	<b>\$126,860</b>	<b>0.00</b>	<b>\$0</b>	<b>0.00</b>
GENERAL REVENUE	\$0	0.00	\$0	0.00	\$126,860	0.00		0.00
FEDERAL FUNDS	\$0	0.00	\$0	0.00	\$0	0.00		0.00
OTHER FUNDS	\$0	0.00	\$0	0.00	\$0	0.00		0.00

**DECISION ITEM DETAIL**

Budget Unit	FY 2013	FY 2013	FY 2014	FY 2014	FY 2015	FY 2015	FY 2015	FY 2015
Decision Item	ACTUAL	ACTUAL	BUDGET	BUDGET	DEPT REQ	DEPT REQ	GOV REC	GOV REC
Budget Object Class	DOLLAR	FTE	DOLLAR	FTE	DOLLAR	FTE	DOLLAR	FTE
<b>BLIND PENSION MEDICAL BENEFITS</b>								
<b>MHD Cost to Continue - 1886008</b>								
PROGRAM DISTRIBUTIONS	0	0.00	0	0.00	6,446,982	0.00	0	0.00
TOTAL - PD	0	0.00	0	0.00	6,446,982	0.00	0	0.00
<b>GRAND TOTAL</b>	<b>\$0</b>	<b>0.00</b>	<b>\$0</b>	<b>0.00</b>	<b>\$6,446,982</b>	<b>0.00</b>	<b>\$0</b>	<b>0.00</b>
GENERAL REVENUE	\$0	0.00	\$0	0.00	\$6,446,982	0.00		0.00
FEDERAL FUNDS	\$0	0.00	\$0	0.00	\$0	0.00		0.00
OTHER FUNDS	\$0	0.00	\$0	0.00	\$0	0.00		0.00



**NEW DECISION ITEM  
RANK: 9**

Department: Social Services  
Division: MO HealthNet  
DI Name: Pharmacy PMPM Increase

Budget Unit: 90541C, 90554C, 90556C, 90573C  
DI#: 18860101

**1. AMOUNT OF REQUEST**

	FY 2015 Budget Request			
	GR	Federal	Other	Total
PS				
EE				
PSD	16,243,634	26,576,554	0	42,820,188
TRF				
<b>Total</b>	<b>16,243,634</b>	<b>26,576,554</b>	<b>0</b>	<b>42,820,188</b>

FTE 0.00

<b>Est. Fringe</b>	0	0	0	0
<i>Note: Fringes budgeted in House Bill 5 except for certain fringes budgeted directly to MoDOT, Highway Patrol, and Conservation.</i>				

Other Funds:

	FY 2015 Governor's Recommendation			
	GR	Federal	Other	Total
PS				
EE				
PSD	0	27,017,398	0	27,017,398
TRF				
<b>Total</b>	<b>0</b>	<b>27,017,398</b>	<b>0</b>	<b>27,017,398</b>

FTE

<b>Est. Fringe</b>	0	0	0	0
<i>Note: Fringes budgeted in House Bill 5 except for certain fringes budgeted directly to MoDOT, Highway Patrol, and Conservation.</i>				

Other Funds:

**2. THIS REQUEST CAN BE CATEGORIZED AS:**

- |  |  |  |
|--|--|--|
| <input type="checkbox"/> New Legislation | <input type="checkbox"/> New Program                             | <input type="checkbox"/> Fund Switch           |
| <input type="checkbox"/> Federal Mandate | <input type="checkbox"/> Program Expansion                       | <input type="checkbox"/> Cost to Continue      |
| <input type="checkbox"/> GR Pick-Up      | <input type="checkbox"/> Space Request                           | <input type="checkbox"/> Equipment Replacement |
| <input type="checkbox"/> Pay Plan        | <input checked="" type="checkbox"/> Other: Inflation/Utilization |  |

**3. WHY IS THIS FUNDING NEEDED? PROVIDE AN EXPLANATION FOR ITEMS CHECKED IN #2. INCLUDE THE FEDERAL OR STATE STATUTORY OR CONSTITUTIONAL AUTHORIZATION FOR THIS PROGRAM.**

*NDI SYNOPSIS: Funds are needed to address the anticipated increases in the pharmacy program due to new drugs, therapies and inflation.*

This decision item requests funding for the ongoing inflation of pharmaceuticals and the anticipated increase in pharmacy expenditures due to increased utilization.

**4. DESCRIBE THE DETAILED ASSUMPTIONS USED TO DERIVE THE SPECIFIC REQUESTED AMOUNT. (How did you determine that the requested number of FTE were appropriate? From what source or standard did you derive the requested levels of funding? Were alternatives such as outsourcing or automation considered? If based on new legislation, does request tie to TAFP fiscal note? If not, explain why. Detail which portions of the request are one-times and how those amounts were calculated.)**

Pharmacy costs continue to grow at a higher rate than other medical costs. The increasing costs can be attributed to the rising cost of drug ingredients, an increase in units per prescription, the cost of new, expensive medications, and utilization increases. The increase in ingredient costs is due to the inflationary increases which are incorporated into the overall pricing of prescription medications by the pharmaceutical industry as well as the addition of new, expensive agents to the marketplace. The projected trends include the anticipated savings from products going generic within their projection.

Two industry sources, the Express Scripts (ESI) Trend Report and the CVS Caremark Insights Report, were used to project MO HealthNet pharmacy costs. These sources project the following trends for 2015:

	Non Specialty	Specialty
ESI	-1.55%	19.00%
CVS	0.75%	18.00%

ESI reports 75.5% of the drug spend is attributable to Non-Specialty drugs and 24.5% is attributed to Specialty drugs. The projected trends were multiplied by the drug spend rates to arrive at a trend for all drug types of 3.48% based on ESI and 4.98% for CVS. The average trend of these two industry sources was 4.23%.

**Calculation:**

	Elderly	% Increase	Disabled	% Increase	Other	% Increase
FY13	\$195.68		\$500.71		\$52.87	
FY14 (Projection)	\$203.96	4.23%	\$521.89	4.23%	\$55.11	4.23%
FY15 (Projection)	\$212.59	4.23%	\$543.97	4.23%	\$57.44	4.23%
Increase	\$8.63		\$22.08		\$2.33	
FY13 Eligibles	9,316		88,385		659,404	
Cost per Month	\$80,397		\$1,951,541		\$1,536,411	
Months in Year	12		12		12	
Annual Cost	\$964,764		\$23,418,492		\$18,436,932	\$42,820,188 Total Request

**Department Request**

	Total	GR	Rebates	Federal
Pharmacy	\$40,032,594	\$15,200,376	\$0	\$24,832,218
Blind Medical	\$458,176	\$458,176	\$0	\$0
Women's Health Services	\$205,537	\$20,554	\$0	\$184,983
CHIP	\$2,123,881	\$564,528	\$0	\$1,559,353
Total	\$42,820,188	\$16,243,634	\$0	\$26,576,554

**Governor Recommended**

	Total Department Request	Department Request GR	Department Request Federal	Federal Need Adjustment Based on Projections	*GR Reallocation From Other Sections	**GR FMAP Adjustments	FED FMAP Adjustments	Governor recommended GR	Governor recommended FED	Governor recommended Total
Pharmacy	(\$2,787,594)	\$3,305,937	\$0	\$64,013,643	(\$6,093,531)	(\$4,586,394)	(\$25,273,062)	\$0	\$25,273,062	\$25,273,062
Blind Medical	\$458,176	\$458,176	\$0			(\$458,176)		\$0	\$0	\$0
Women's Health Services	\$205,537	\$205,537	\$0			(\$20,554)		\$0	\$184,983	\$184,983
CHIP	\$2,123,881	\$2,123,881	\$0			(\$564,528)		\$0	\$1,559,353	\$1,559,353
<b>Total</b>	<b>\$0</b>	<b>\$6,093,531</b>	<b>\$0</b>	<b>\$64,013,643</b>	<b>(\$6,093,531)</b>	<b>(\$5,629,652)</b>	<b>(\$25,273,062)</b>	<b>\$0</b>	<b>\$27,017,398</b>	<b>\$27,017,398</b>

Governors recommended amount reflects savings from updated FMAP projections and a core reallocation of projected lapse of GR from Clawback.

\* GR was reallocated from projected lapse in the following areas: \$110,624 from Dental, \$52,512 from Home Health, \$530,737 from NEMT, \$1,645,885 from Hospital, \$31,261 from Women's Health, \$3,722,512 from Clawback

\*\*FMAP reallocations were from the following sections: \$198,449 from Dental, 11,415 from PACE, 79,605 from Home Health, 425,706 from NEMT, 4,883,543 from Hospital, 31,033 from Women's Health

**5. BREAK DOWN THE REQUEST BY BUDGET OBJECT CLASS, JOB CLASS, AND FUND SOURCE. IDENTIFY ONE-TIME COSTS.**

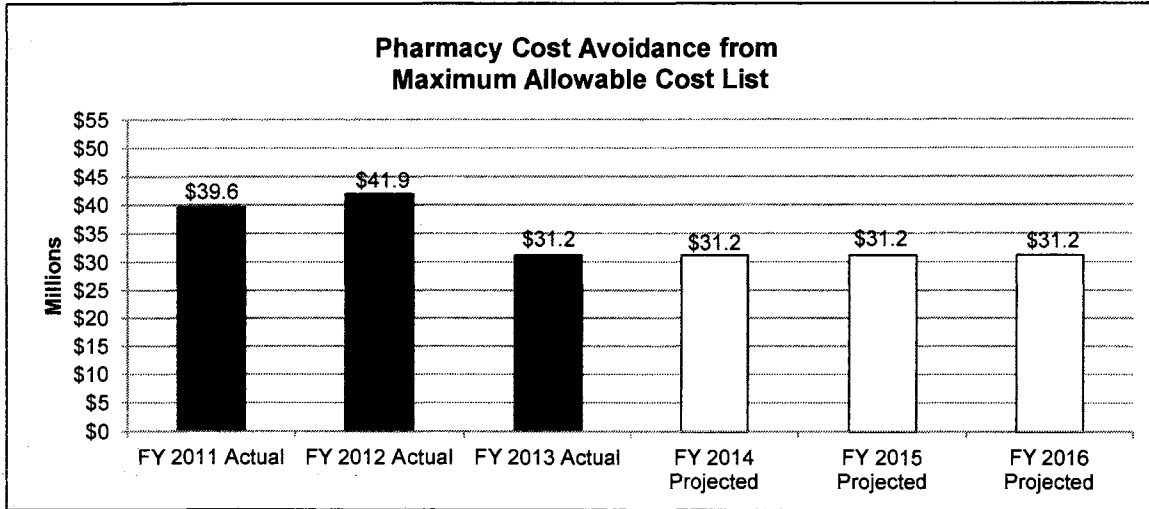
Budget Object Class/Job Class	Dept Req GR DOLLARS	Dept Req GR FTE	Dept Req FED DOLLARS	Dept Req FED FTE	Dept Req OTHER DOLLARS	Dept Req OTHER FTE	Dept Req TOTAL DOLLARS	Dept Req TOTAL FTE	Dept Req One-Time DOLLARS
<b>Total PS</b>	<b>0</b>	<b>0.0</b>	<b>0</b>	<b>0.0</b>	<b>0</b>	<b>0.0</b>	<b>0</b>	<b>0.0</b>	<b>0</b>
<b>Total EE</b>	<b>0</b>		<b>0</b>		<b>0</b>		<b>0</b>		<b>0</b>
Program Distributions	16,243,634		26,576,554		0		42,820,188		
<b>Total PSD</b>	<b>16,243,634</b>		<b>26,576,554</b>		<b>0</b>		<b>42,820,188</b>		<b>0</b>
Transfers									
<b>Total TRF</b>	<b>0</b>		<b>0</b>		<b>0</b>		<b>0</b>		<b>0</b>
<b>Grand Total</b>	<b>16,243,634</b>	<b>0.0</b>	<b>26,576,554</b>	<b>0.0</b>	<b>0</b>	<b>0.0</b>	<b>42,820,188</b>	<b>0.0</b>	<b>0</b>

Budget Object Class/Job Class	Gov Rec GR DOLLARS	Gov Rec GR FTE	Gov Rec FED DOLLARS	Gov Rec FED FTE	Gov Rec OTHER DOLLARS	Gov Rec OTHER FTE	Gov Rec TOTAL DOLLARS	Gov Rec TOTAL FTE	Gov Rec One-Time DOLLARS
Total PS	0	0.0	0	0.0	0	0.0	0	0.0	0
Total EE	0		0		0		0		0
Program Distributions			27,017,398				27,017,398		
Total PSD	0		27,017,398		0		27,017,398		0
Transfers									
Total TRF	0		0		0		0		0
Grand Total	0	0.0	27,017,398	0.0	0	0.0	27,017,398	0.0	0



**6. PERFORMANCE MEASURES (If new decision item has an associated core, separately identify projected performance with & without additional funding.)**

6a. Provide an effectiveness measure.



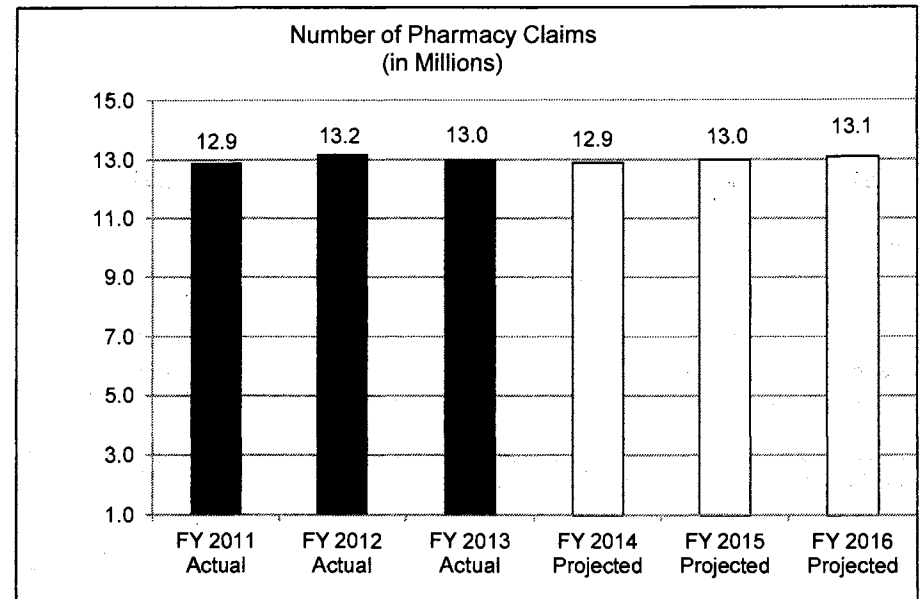
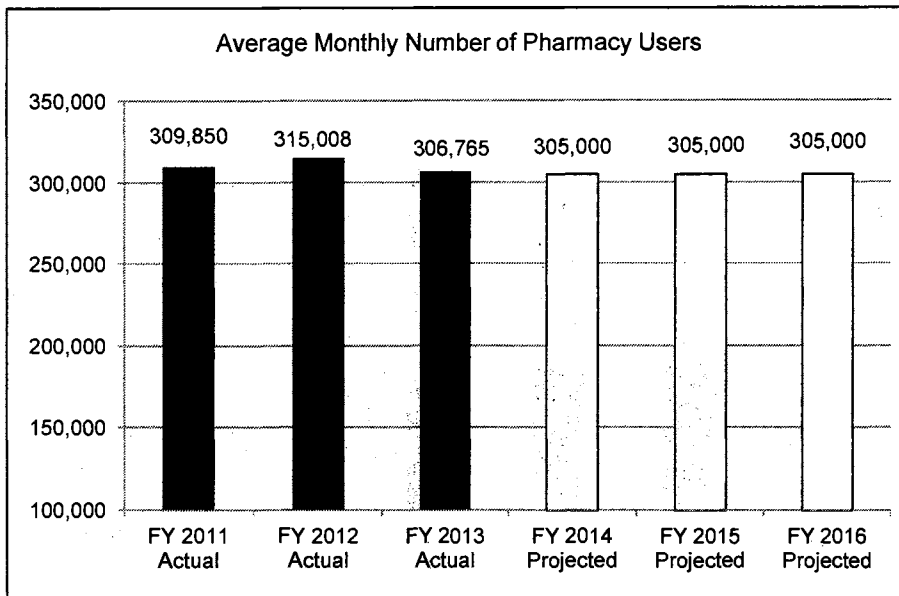
6b. Provide an efficiency measure.

**Pharmacy PMPM Increases**

State Fiscal Year	Elderly	% Increase	Disabled	% Increase	Other	% Increase	Total	% Increase
FY11	\$206.09	6.17%	\$460.43	1.15%	\$45.53		\$96.17	
FY12	\$207.81	0.83%	\$518.86	12.69%	\$50.92	11.84%	\$108.19	12.50%
FY13	\$195.68	-5.84%	\$500.71	-3.50%	\$52.87	3.83%	\$106.91	-1.18%
FY14 Est.	\$203.96	4.23%	\$521.89	4.23%	\$55.11	4.24%	\$111.43	4.23%
FY15 Est.	\$212.59	4.23%	\$543.97	4.23%	\$57.44	4.23%	\$116.15	4.23%

**6c. Provide the number of clients/individuals served, if applicable.**

Pharmacy services are available to all MO HealthNet participants. Prior to FY 2010, managed care plans had the option to carve out pharmacy services. Beginning in SFY 2010, managed care plans are no longer responsible for paying for pharmacy services. Pharmacy services for both fee-for-service and managed care will be paid from the pharmacy section



**6d. Provide a customer satisfaction measure, if available.**

N/A

**7. STRATEGIES TO ACHIEVE THE PERFORMANCE MEASUREMENT TARGETS:**

N/A

**DECISION ITEM DETAIL**

Budget Unit	FY 2013	FY 2013	FY 2014	FY 2014	FY 2015	FY 2015	FY 2015	FY 2015
Decision Item	ACTUAL	ACTUAL	BUDGET	BUDGET	DEPT REQ	DEPT REQ	GOV REC	GOV REC
Budget Object Class	DOLLAR	FTE	DOLLAR	FTE	DOLLAR	FTE	DOLLAR	FTE
<b>PHARMACY</b>								
Pharmacy PMPM Increase - 1886010								
PROGRAM DISTRIBUTIONS	0	0.00	0	0.00	40,032,594	0.00	25,273,062	0.00
TOTAL - PD	0	0.00	0	0.00	40,032,594	0.00	25,273,062	0.00
<b>GRAND TOTAL</b>	<b>\$0</b>	<b>0.00</b>	<b>\$0</b>	<b>0.00</b>	<b>\$40,032,594</b>	<b>0.00</b>	<b>\$25,273,062</b>	<b>0.00</b>
GENERAL REVENUE	\$0	0.00	\$0	0.00	\$15,200,376	0.00	\$0	0.00
FEDERAL FUNDS	\$0	0.00	\$0	0.00	\$24,832,218	0.00	\$25,273,062	0.00
OTHER FUNDS	\$0	0.00	\$0	0.00	\$0	0.00	\$0	0.00

**DECISION ITEM DETAIL**

Budget Unit	FY 2013	FY 2013	FY 2014	FY 2014	FY 2015	FY 2015	FY 2015	FY 2015
Decision Item	ACTUAL	ACTUAL	BUDGET	BUDGET	DEPT REQ	DEPT REQ	GOV REC	GOV REC
Budget Object Class	DOLLAR	FTE	DOLLAR	FTE	DOLLAR	FTE	DOLLAR	FTE
<b>WOMEN'S HEALTH SRVC</b>								
Pharmacy PMPM Increase - 1886010								
PROGRAM DISTRIBUTIONS	0	0.00	0	0.00	205,537	0.00	184,983	0.00
TOTAL - PD	0	0.00	0	0.00	205,537	0.00	184,983	0.00
<b>GRAND TOTAL</b>	<b>\$0</b>	<b>0.00</b>	<b>\$0</b>	<b>0.00</b>	<b>\$205,537</b>	<b>0.00</b>	<b>\$184,983</b>	<b>0.00</b>
GENERAL REVENUE	\$0	0.00	\$0	0.00	\$20,554	0.00	\$0	0.00
FEDERAL FUNDS	\$0	0.00	\$0	0.00	\$184,983	0.00	\$184,983	0.00
OTHER FUNDS	\$0	0.00	\$0	0.00	\$0	0.00	\$0	0.00

**DECISION ITEM DETAIL**

Budget Unit	FY 2013	FY 2013	FY 2014	FY 2014	FY 2015	FY 2015	FY 2015	FY 2015
Decision Item	ACTUAL	ACTUAL	BUDGET	BUDGET	DEPT REQ	DEPT REQ	GOV REC	GOV REC
Budget Object Class	DOLLAR	FTE	DOLLAR	FTE	DOLLAR	FTE	DOLLAR	FTE
<b>CHILDREN'S HEALTH INS PROGRAM</b>								
Pharmacy PMPM Increase - 1886010								
PROGRAM DISTRIBUTIONS	0	0.00	0	0.00	2,123,881	0.00	1,559,353	0.00
TOTAL - PD	0	0.00	0	0.00	2,123,881	0.00	1,559,353	0.00
<b>GRAND TOTAL</b>	<b>\$0</b>	<b>0.00</b>	<b>\$0</b>	<b>0.00</b>	<b>\$2,123,881</b>	<b>0.00</b>	<b>\$1,559,353</b>	<b>0.00</b>
GENERAL REVENUE	\$0	0.00	\$0	0.00	\$564,528	0.00	\$0	0.00
FEDERAL FUNDS	\$0	0.00	\$0	0.00	\$1,559,353	0.00	\$1,559,353	0.00
OTHER FUNDS	\$0	0.00	\$0	0.00	\$0	0.00	\$0	0.00

**DECISION ITEM DETAIL**

Budget Unit	FY 2013	FY 2013	FY 2014	FY 2014	FY 2015	FY 2015	FY 2015	FY 2015
Decision Item	ACTUAL	ACTUAL	BUDGET	BUDGET	DEPT REQ	DEPT REQ	GOV REC	GOV REC
Budget Object Class	DOLLAR	FTE	DOLLAR	FTE	DOLLAR	FTE	DOLLAR	FTE
<b>BLIND PENSION MEDICAL BENEFITS</b>								
Pharmacy PMPM Increase - 1886010								
PROGRAM DISTRIBUTIONS	0	0.00	0	0.00	458,176	0.00	0	0.00
TOTAL - PD	0	0.00	0	0.00	458,176	0.00	0	0.00
<b>GRAND TOTAL</b>	<b>\$0</b>	<b>0.00</b>	<b>\$0</b>	<b>0.00</b>	<b>\$458,176</b>	<b>0.00</b>	<b>\$0</b>	<b>0.00</b>
GENERAL REVENUE	\$0	0.00	\$0	0.00	\$458,176	0.00		0.00
FEDERAL FUNDS	\$0	0.00	\$0	0.00	\$0	0.00		0.00
OTHER FUNDS	\$0	0.00	\$0	0.00	\$0	0.00		0.00

**Managed Care Inflation  
Increase**

**NEW DECISION ITEM  
RANK: 10**

Department: Social Services  
Division: MO HealthNet  
DI Name: Managed Care Actuarial Increase

Budget Unit: 90551C, 90556C  
DI#: 1886009

**1. AMOUNT OF REQUEST**

	FY 2015 Budget Request			
	GR	Federal	Other	Total
PS				
EE				
PSD	22,096,028	37,354,805	0	59,450,833
TRF				
<b>Total</b>	<b>22,096,028</b>	<b>37,354,805</b>	<b>0</b>	<b>59,450,833</b>
FTE	0.00	0.00	0.00	0.00

<b>Est. Fringe</b>	0	0	0	0
<i>Note: Fringes budgeted in House Bill 5 except for certain fringes budgeted directly to MoDOT, Highway Patrol, and Conservation.</i>				

	FY 2015 Governor's Recommendation			
	GR	Federal	Other	Total
PS				
EE				
PSD	0	37,510,503	0	37,510,503
TRF				
<b>Total</b>	<b>0</b>	<b>37,510,503</b>	<b>0</b>	<b>37,510,503</b>
FTE	0.00	0.00	0.00	0.00

<b>Est. Fringe</b>	0	0	0	0
<i>Note: Fringes budgeted in House Bill 5 except for certain fringes budgeted directly to MoDOT, Highway Patrol, and Conservation.</i>				

Other Funds:

Other Funds:

**2. THIS REQUEST CAN BE CATEGORIZED AS:**

<input type="checkbox"/> New Legislation	<input type="checkbox"/> New Program	<input type="checkbox"/> Fund Switch
<input checked="" type="checkbox"/> Federal Mandate	<input type="checkbox"/> Program Expansion	<input type="checkbox"/> Cost to Continue
<input type="checkbox"/> GR Pick-Up	<input type="checkbox"/> Space Request	<input type="checkbox"/> Equipment Replacement
<input type="checkbox"/> Pay Plan	<input checked="" type="checkbox"/> Other: Actuarial Increase	

**3. WHY IS THIS FUNDING NEEDED? PROVIDE AN EXPLANATION FOR ITEMS CHECKED IN #2. INCLUDE THE FEDERAL OR STATE STATUTORY OR CONSTITUTIONAL AUTHORIZATION FOR THIS PROGRAM.**

*NDI SYNOPSIS: Funding is needed to fund an increase for Managed Care medical, delivery and Neonatal Intensive Care Unit services to ensure that managed care payments are actuarially sound. Funding is for the Eastern, Central and Western regions for July 2014 through June 2015.*

MO HealthNet needs to maintain capitation rates at a sufficient level to ensure continued health plan and provider participation. The Federal Authority is Social Security Act Section 1915(b) and 1115 Waiver. The Federal Regulation is 42 CFR 438-Managed Care, and the State Authority is 208.166 RSMo. Final rules and regulations published June 14, 2002, effective August 13, 2003, require that capitation payments made on behalf of managed care participants be actuarially sound. Further, the state must provide the actuarial certification of the capitation rates to the CMS. The CMS Regional Office must review and approve all contracts for managed care as a condition for federal financial participation.



**4. DESCRIBE THE DETAILED ASSUMPTIONS USED TO DERIVE THE SPECIFIC REQUESTED AMOUNT. (How did you determine that the requested number of FTE were appropriate? From what source or standard did you derive the requested levels of funding? Were alternatives such as outsourcing or automation considered? If based on new legislation, does request tie to TAFP fiscal note? If not, explain why. Detail which portions of the request are one-times and how those amounts were calculated.)**

The chart below indicates the projected need for all medical services as well as the normal births of children and Neonatal Intensive Care Unit (NICU) care for newborns in need of specialized care. Pharmacy benefits were carved out of Managed Care beginning October 1, 2009 therefore participants receive their pharmacy benefits through the fee-for-service program. The managed care trend factor need is calculated by region and is based on the number of months in the contract period that fall in FY 2015. Three efficiency adjustments were made in SFY 2011: Low-Acuity Non-Emergency (LANE), Potentially Preventable Hospital Admissions (PPA), and Risk Adjusted Efficiency (RAE).

The total cost is estimated at \$59,450,833 as follows:

Program	Region	PMPM FY14	PMPM FY15	Difference	Participants	Contract Months in FY15	Total
Medical-Managed Care	Eastern	\$207.23	\$217.40	\$10.17	185,442	12	\$22,631,342
Medical-Managed Care	Central	\$222.27	\$232.78	\$10.51	69,957	12	\$8,822,977
Medical-Managed Care	Western	\$242.38	\$254.26	\$11.88	123,030	12	\$17,539,157
<i>subtotal Managed Care</i>							\$48,993,476
Medical CHIP-Child	Eastern	\$133.36	\$140.83	\$7.47	19,389	12	\$1,738,030
Medical CHIP-Child	Central	\$146.44	\$154.05	\$7.61	9,770	12	\$892,196
Medical CHIP-Child	Western	\$182.22	\$191.33	\$9.11	14,285	12	\$1,561,636
<i>subtotal CHIP Children</i>							\$4,191,862
<b>Total Need Medical Trend</b>							<b>\$53,185,338</b>
Deliveries-Managed Care and CHIP	Eastern	\$5,500.64	\$5,748.17	\$247.53	836	12	\$2,483,221
Deliveries-Managed Care and CHIP	Central	\$4,079.72	\$4,255.15	\$175.43	357	12	\$751,542
Deliveries-Managed Care and CHIP	Western	\$3,833.47	\$3,990.64	\$157.17	603	12	\$1,137,282
<i>subtotal Managed Care and CHIP Deliveries</i>							\$4,372,045
<b>Total Need Deliveries Trend</b>							<b>\$4,372,045</b>
NICU-Managed Care and CHIP	Eastern	\$191,194.15	\$197,694.75	\$6,500.60	15	12	\$1,170,108
NICU-Managed Care and CHIP	Central	\$146,958.39	\$152,542.81	\$5,584.42	4	12	\$268,052
NICU-Managed Care and CHIP	Western	\$132,198.13	\$137,618.25	\$5,420.12	7	12	\$455,290
<i>subtotal Managed Care and CHIP Deliveries</i>							\$1,893,450
<b>Total Need NICU Trend</b>							<b>\$1,893,450</b>
<b>Total Need Medical, Deliveries and NICU</b>							<b>\$59,450,833</b>

**Department Request**

	Total	GR	Federal
Managed Care	\$55,258,971	\$20,981,831	\$34,277,140
CHIP	\$4,191,862	\$1,114,197	\$3,077,665
	\$59,450,833	\$22,096,028	\$37,354,805

**\*Governor Recommended**

	Total	GR	Federal
Managed Care	\$34,432,838	\$0	\$34,432,838
CHIP	\$3,077,665	\$0	\$3,077,665
	\$37,510,503	\$0	\$37,510,503

\* The Governor's Recommendation offsets GR need with GR savings from FMAP increase and projected GR lapse in core Managed Care program.

**5. BREAK DOWN THE REQUEST BY BUDGET OBJECT CLASS, JOB CLASS, AND FUND SOURCE. IDENTIFY ONE-TIME COSTS.**

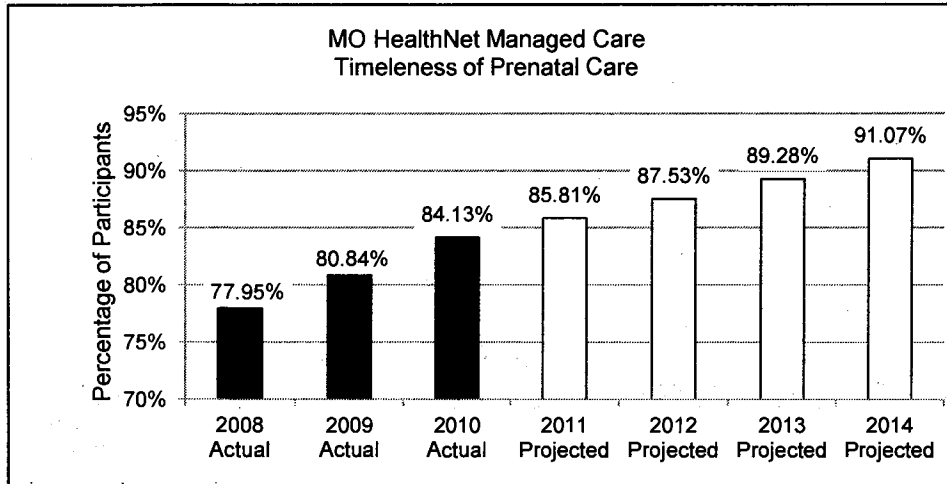
Budget Object Class/Job Class	Dept Req GR DOLLARS	Dept Req GR FTE	Dept Req FED DOLLARS	Dept Req FED FTE	Dept Req OTHER DOLLARS	Dept Req OTHER FTE	Dept Req TOTAL DOLLARS	Dept Req TOTAL FTE	Dept Req One-Time
Total PS	0	0.0	0	0.0	0	0.0	0	0.0	0
Total EE	0		0		0		0		0
Program Distributions	22,096,028		37,354,805				59,450,833		
Total PSD	22,096,028		37,354,805		0		59,450,833		0
Transfers							0		
Total TRF	0		0		0		0		0
Grand Total	22,096,028	0.0	37,354,805	0.0	0	0.0	59,450,833	0.0	0

Budget Object Class/Job Class	Gov Rec GR DOLLARS	Gov Rec GR FTE	Gov Rec FED DOLLARS	Gov Rec FED FTE	Gov Rec OTHER DOLLARS	Gov Rec OTHER FTE	Gov Rec TOTAL DOLLARS	Gov Rec TOTAL FTE	Gov Rec One-Time DOLLARS
Total PS	0	0.0	0	0.0	0	0.0	0	0.0	0
Total EE	0		0		0		0		0
Program Distributions			37,510,503				37,510,503		
Total PSD	0		37,510,503		0		37,510,503		0
Transfers							0		
Total TRF	0		0		0		0		0
Grand Total	0	0.0	37,510,503	0.0	0	0.0	37,510,503	0.0	0

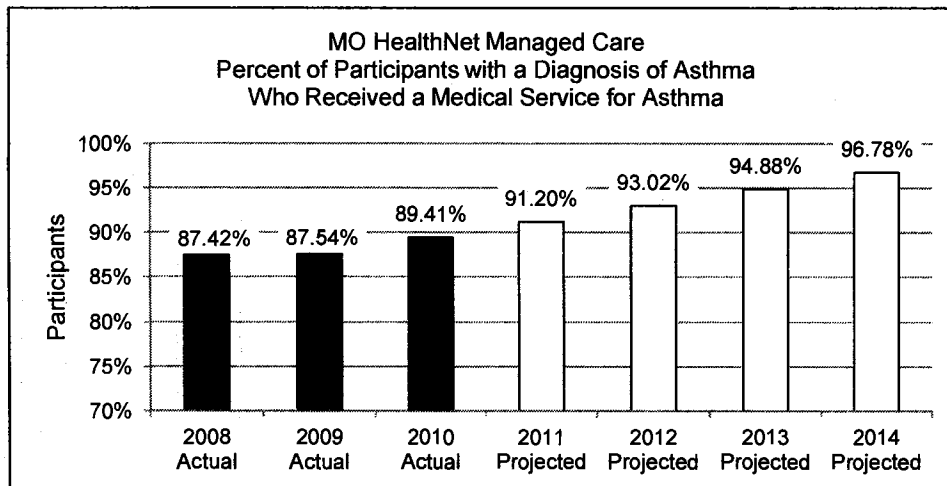
**6. PERFORMANCE MEASURES (If new decision item has an associated core, separately identify projected performance with & without additional funding.)**

**6a. Provide an effectiveness measure.**

Prenatal care is important for monitoring the progress of pregnancy and to identify risk factors for the mother or baby before they become serious and lead to poor outcomes and more expensive health care costs. The diagnosis and treatment of chronic conditions also reduces more expensive health care costs that could result when conditions are left untreated.



**Effectiveness Measure 1:** Increase the percentage of women receiving prenatal care. The percentage of women who received prenatal care within the first trimester or within 42 days of enrollment in a health plan was 84.13% in 2010.

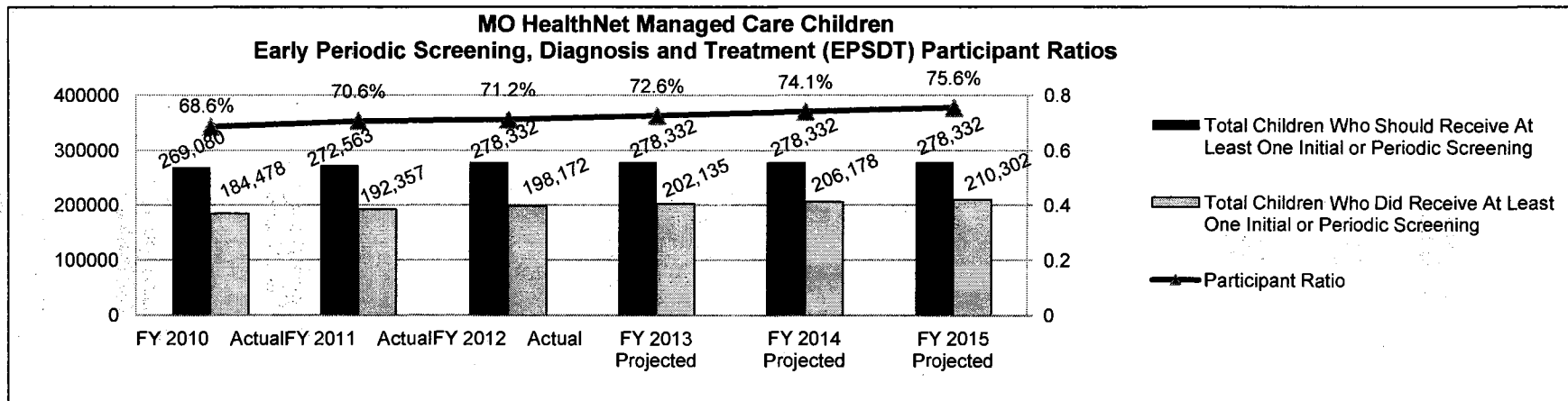


**Effectiveness Measure 2:** Increase the percentage of participants with chronic conditions who receive treatment for their condition. The percentage of participants with a diagnosis of asthma who received a medical service for asthma was 89.41% in 2010.

**6b. Provide an efficiency measure.**

The Early Periodic Screening, Diagnosis and Treatment (EPSDT) program is a comprehensive, primary and preventive health care program for MO HealthNet eligible children and youth under the age of 21 years. The program provides early and periodic medical/dental screenings, diagnosis and treatment to correct or ameliorate defects and chronic conditions found during the screening. The chart below does not include CHIP children.

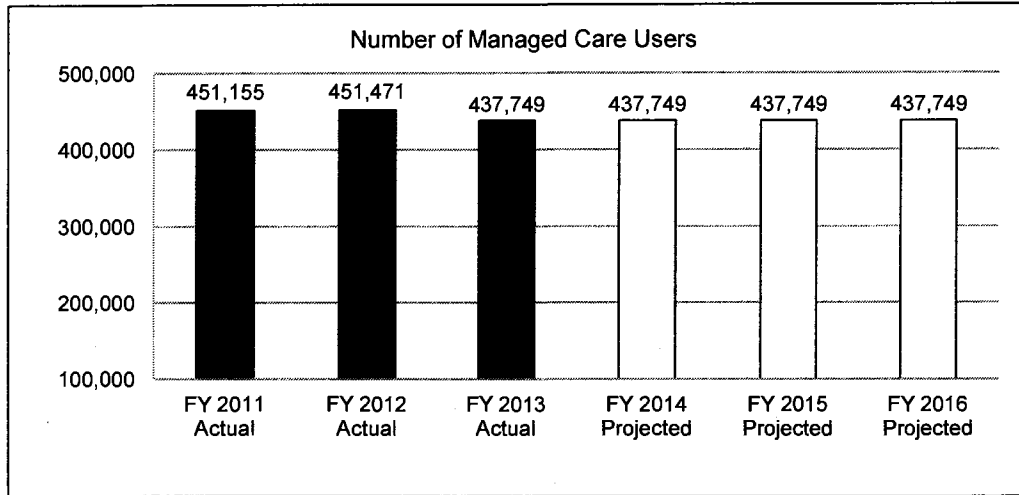
**Efficiency Measure:** Increase the ratio of children who receive an EPSDT service. In FY 2010, over 68% of the children in Managed Care (not including CHIP) received an EPSDT screening.



**Managed Care Rate Increases**

Year	Amount of Rate Increase	Percent of Rate Increase
SFY-2011	\$0	0%
SFY-2012	\$72,840,071	6.10%
SFY-2013	\$0	0%
SFY-2014	\$52,666,128	3.80%

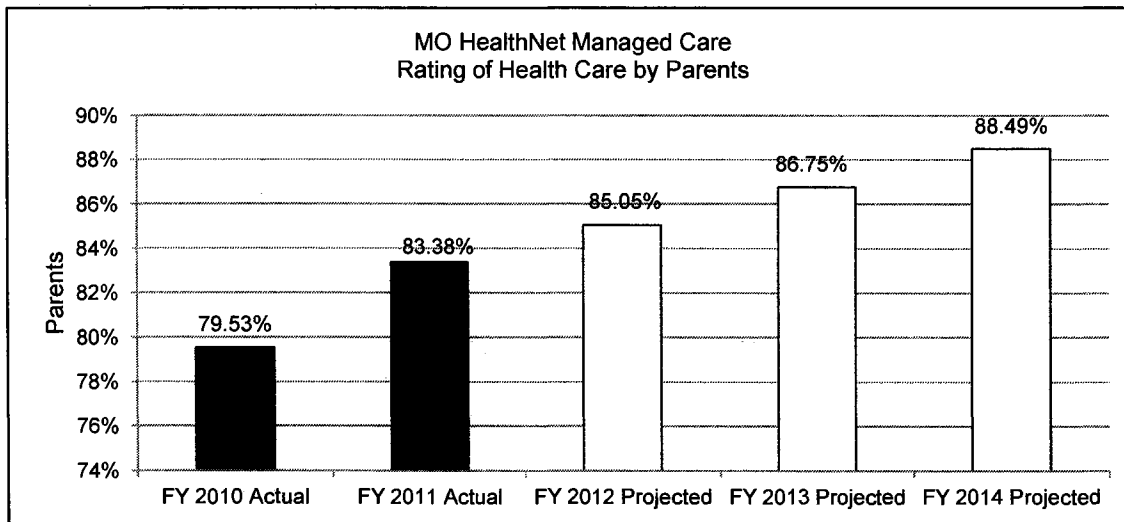
6c. Provide the number of clients/individuals served, if applicable.



Users include MO HealthNet (Title XIX) and CHIP (Title XXI) participants.

6d. Provide a customer satisfaction measure, if available.

When parents were asked if they were satisfied with the health care their child received through their MO HealthNet Managed Care plan, over 83% responded that they were satisfied in FY 2011.



**Customer Satisfaction Measure:** Increase the percentage of parents who were satisfied with the health care their child received through MO HealthNet Managed Care.

## **7. STRATEGIES TO ACHIEVE THE PERFORMANCE MEASUREMENT TARGETS:**

- Participate in the Statewide Coalition, consisting of leaders from Missouri Hospital Association and the Family and Community Trust to provide outreach and enrollment.
- Purchase cost effective health insurance policies for MO HealthNet participants through the Health Insurance Premium Payment Program.
- Continue to work with community groups, local medical providers, health care associations, schools, etc., regarding access to MO HealthNet coverage.
- Continue to work with MO HealthNet Managed Care health plans to provide outreach and education to communities regarding access to MO HealthNet coverage.

**DECISION ITEM DETAIL**

Budget Unit	FY 2013	FY 2013	FY 2014	FY 2014	FY 2015	FY 2015	FY 2015	FY 2015
Decision Item	ACTUAL	ACTUAL	BUDGET	BUDGET	DEPT REQ	DEPT REQ	GOV REC	GOV REC
Budget Object Class	DOLLAR	FTE	DOLLAR	FTE	DOLLAR	FTE	DOLLAR	FTE
<b>MANAGED CARE</b>								
Managed Care Actuarial Increase - 1886009								
PROGRAM DISTRIBUTIONS	0	0.00	0	0.00	55,258,971	0.00	34,432,838	0.00
TOTAL - PD	0	0.00	0	0.00	55,258,971	0.00	34,432,838	0.00
<b>GRAND TOTAL</b>	<b>\$0</b>	<b>0.00</b>	<b>\$0</b>	<b>0.00</b>	<b>\$55,258,971</b>	<b>0.00</b>	<b>\$34,432,838</b>	<b>0.00</b>
GENERAL REVENUE	\$0	0.00	\$0	0.00	\$20,981,831	0.00	\$0	0.00
FEDERAL FUNDS	\$0	0.00	\$0	0.00	\$34,277,140	0.00	\$34,432,838	0.00
OTHER FUNDS	\$0	0.00	\$0	0.00	\$0	0.00	\$0	0.00

**DECISION ITEM DETAIL**

Budget Unit	FY 2013	FY 2013	FY 2014	FY 2014	FY 2015	FY 2015	FY 2015	FY 2015
Decision Item	ACTUAL	ACTUAL	BUDGET	BUDGET	DEPT REQ	DEPT REQ	GOV REC	GOV REC
Budget Object Class	DOLLAR	FTE	DOLLAR	FTE	DOLLAR	FTE	DOLLAR	FTE
<b>CHILDREN'S HEALTH INS PROGRAM</b>								
<b>Managed Care Actuarial Increase - 1886009</b>								
PROGRAM DISTRIBUTIONS	0	0.00	0	0.00	4,191,862	0.00	3,077,665	0.00
TOTAL - PD	0	0.00	0	0.00	4,191,862	0.00	3,077,665	0.00
<b>GRAND TOTAL</b>	<b>\$0</b>	<b>0.00</b>	<b>\$0</b>	<b>0.00</b>	<b>\$4,191,862</b>	<b>0.00</b>	<b>\$3,077,665</b>	<b>0.00</b>
GENERAL REVENUE	\$0	0.00	\$0	0.00	\$1,114,197	0.00	\$0	0.00
FEDERAL FUNDS	\$0	0.00	\$0	0.00	\$3,077,665	0.00	\$3,077,665	0.00
OTHER FUNDS	\$0	0.00	\$0	0.00	\$0	0.00	\$0	0.00



**Transfer Increase  
Authority**

**NEW DECISION ITEM  
RANK: 20**

Department: Social Services  
Division: MO HealthNet  
DI Name: FY15 Transfer Authority

Budget Unit: 90570C, 90840C, 90845C, 90850C, 90855C

DI#: 1886014

**1. AMOUNT OF REQUEST**

	FY 2015 Budget Request			
	GR	Federal	Other	Total
PS				
EE				
PSD				
TRF	64,495,553		74,924,512	139,420,065
<b>Total</b>	<b>64,495,553</b>		<b>74,924,512</b>	<b>139,420,065</b>
FTE				0.00

	FY 2015 Governor's Recommendation			
	GR	Federal	Other	Total
PS				
EE				
PSD				
TRF	64,495,553		74,924,512	139,420,065
<b>Total</b>	<b>64,495,553</b>	<b>0</b>	<b>74,924,512</b>	<b>139,420,065</b>
FTE				

<i>Est. Fringe</i>	0	0	0	0
<i>Note: Fringes budgeted in House Bill 5 except for certain fringes budgeted directly to MoDOT, Highway Patrol, and Conservation.</i>				

<i>Est. Fringe</i>	0	0	0	0
<i>Note: Fringes budgeted in House Bill 5 except for certain fringes budgeted directly to MoDOT, Highway Patrol, and Conservation.</i>				

Other Funds: Federal Reimbursement Allowance Fund (0142)  
Nursing Facility Reimbursement Allowance Fund (0196)  
Intergovernmental Transfer Fund (0139)

Other Funds: Federal Reimbursement Allowance Fund (0142)  
Nursing Facility Reimbursement Allowance Fund (0196)  
Intergovernmental Transfer Fund (0139)

**2. THIS REQUEST CAN BE CATEGORIZED AS:**

<input type="checkbox"/> New Legislation	<input type="checkbox"/> New Program	<input type="checkbox"/> Fund Switch
<input type="checkbox"/> Federal Mandate	<input type="checkbox"/> Program Expansion	<input type="checkbox"/> Cost to Continue
<input type="checkbox"/> GR Pick-Up	<input type="checkbox"/> Space Request	<input type="checkbox"/> Equipment Replacement
<input type="checkbox"/> Pay Plan	<input checked="" type="checkbox"/> Increase Authority	

**3. WHY IS THIS FUNDING NEEDED? PROVIDE AN EXPLANATION FOR ITEMS CHECKED IN #2. INCLUDE THE FEDERAL OR STATE STATUTORY OR CONSTITUTIONAL AUTHORIZATION FOR THIS PROGRAM.**

This funding aligns budget authority with planned transfers. Intergovernmental transfers and transfer appropriations related to the provider taxes demonstrate to the federal government that there is state match to draw down Medicaid federal funds for allowable costs under the Medicaid program. Based on projected MO HealthNet transfers for the remainder of fiscal year 2014, it is anticipated that additional appropriation authority will be necessary to operate MO HealthNet transfers for fiscal year 2015. Estimated appropriation shortfalls totaling \$139.42 million include Federal Reimbursement Allowance Fund Transfer, Nursing Facility Reimbursement Allowance Fund Transfer, Intergovernmental Transfer Fund and General Revenue.

Authorization- 42 CFR 433.51

**4. DESCRIBE THE DETAILED ASSUMPTIONS USED TO DERIVE THE SPECIFIC REQUESTED AMOUNT. (How did you determine that the requested number of FTE were appropriate? From what source or standard did you derive the requested levels of funding? Were alternatives such as outsourcing or automation considered? If based on new legislation, does request tie to TAFP fiscal note? If not, explain why. Detail which portions of the request are one-times and how those amounts were calculated.)**

Based on FY 2015 transfer projections, additional authority is needed as follows:

	GR	Other	Total
<b>Estimated Shortfalls</b>			
Federal Reimbursement Allowance	\$15,438,909	\$15,438,909	\$30,877,818
Nursing Facility Reimbursement Allowance	\$49,056,644	\$49,056,644	\$98,113,288
Intergovernmental Transfer	\$0	\$10,428,959	\$10,428,959
<b>Total Requested Increase</b>	<b>\$64,495,553</b>	<b>\$74,924,512</b>	<b>\$139,420,065</b>

The Governor Recommended as requested.

**5. BREAK DOWN THE REQUEST BY BUDGET OBJECT CLASS, JOB CLASS, AND FUND SOURCE. IDENTIFY ONE-TIME COSTS.**

Budget Object Class/Job Class	Dept Req GR DOLLARS	Dept Req GR FTE	Dept Req FED DOLLARS	Dept Req FED FTE	Dept Req OTHER DOLLARS	Dept Req OTHER FTE	Dept Req TOTAL DOLLARS	Dept Req TOTAL FTE	Dept Req One- Time DOLLARS
<b>Total PS</b>	<b>0</b>	<b>0.0</b>	<b>0</b>	<b>0.0</b>	<b>0</b>	<b>0.0</b>	<b>0</b>	<b>0.0</b>	<b>0</b>
<b>Total EE</b>	<b>0</b>		<b>0</b>		<b>0</b>		<b>0</b>		<b>0</b>
Program Distributions	0						0		
<b>Total PSD</b>	<b>0</b>		<b>0</b>		<b>0</b>		<b>0</b>		<b>0</b>
Transfers	64,495,553				74,924,512		139,420,065		
<b>Total TRF</b>	<b>64,495,553</b>		<b>0</b>		<b>74,924,512</b>		<b>139,420,065</b>		<b>0</b>
<b>Grand Total</b>	<b>64,495,553</b>	<b>0.0</b>	<b>0</b>	<b>0.0</b>	<b>74,924,512</b>	<b>0.0</b>	<b>139,420,065</b>	<b>0.0</b>	<b>0</b>

Budget Object Class/Job Class	Gov Rec GR DOLLARS	Gov Rec GR FTE	Gov Rec FED DOLLARS	Gov Rec FED FTE	Gov Rec OTHER DOLLARS	Gov Rec OTHER FTE	Gov Rec TOTAL DOLLARS	Gov Rec TOTAL FTE	Gov Rec One- Time DOLLARS
<b>Total PS</b>	0	0.0	0	0.0	0	0.0	0	0.0	0
<b>Total EE</b>	0		0		0		0		0
Program Distributions									
<b>Total PSD</b>	0		0		0		0		0
Transfers	64,495,553				74,924,512		139,420,065		
<b>Total TRF</b>	<b>64,495,553</b>		0		<b>74,924,512</b>		<b>139,420,065</b>		0
<b>Grand Total</b>	<b>64,495,553</b>	<b>0.0</b>	0	0.0	<b>74,924,512</b>	<b>0.0</b>	<b>139,420,065</b>	<b>0.0</b>	0

**6. PERFORMANCE MEASURES (If new decision item has an associated core, separately identify projected performance with & without additional funding.)**

**6a. Provide an effectiveness measure.**

Since this decision item is a combined request for the increase in authority of several funds, measures are incorporated in the individual program descriptions.

**6b. Provide an efficiency measure.**

Since this decision item is a combined request for the increase in authority of several funds, measures are incorporated in the individual program descriptions.

**6c. Provide the number of clients/individuals served, if applicable.**

Since this decision item is a combined request for the increase in authority of several funds, measures are incorporated in the individual program descriptions.

**6d. Provide a customer satisfaction measure, if available.**

Since this decision item is a combined request for the increase in authority of several funds, measures are incorporated in the individual program descriptions.

**7. STRATEGIES TO ACHIEVE THE PERFORMANCE MEASUREMENT TARGETS:**

**DECISION ITEM DETAIL**

Budget Unit	FY 2013	FY 2013	FY 2014	FY 2014	FY 2015	FY 2015	FY 2015	FY 2015
Decision Item	ACTUAL	ACTUAL	BUDGET	BUDGET	DEPT REQ	DEPT REQ	GOV REC	GOV REC
Budget Object Class	DOLLAR	FTE	DOLLAR	FTE	DOLLAR	FTE	DOLLAR	FTE
<b>IGT EXPEND TRANSFER</b>								
<b>MHD Transfer Authority - 1886014</b>								
TRANSFERS OUT	0	0.00	0	0.00	10,428,959	0.00	10,428,959	0.00
TOTAL - TRF	0	0.00	0	0.00	10,428,959	0.00	10,428,959	0.00
<b>GRAND TOTAL</b>	<b>\$0</b>	<b>0.00</b>	<b>\$0</b>	<b>0.00</b>	<b>\$10,428,959</b>	<b>0.00</b>	<b>\$10,428,959</b>	<b>0.00</b>
GENERAL REVENUE	\$0	0.00	\$0	0.00	\$0	0.00	\$0	0.00
FEDERAL FUNDS	\$0	0.00	\$0	0.00	\$0	0.00	\$0	0.00
OTHER FUNDS	\$0	0.00	\$0	0.00	\$10,428,959	0.00	\$10,428,959	0.00

**DECISION ITEM DETAIL**

Budget Unit	FY 2013	FY 2013	FY 2014	FY 2014	FY 2015	FY 2015	FY 2015	FY 2015
Decision Item	ACTUAL	ACTUAL	BUDGET	BUDGET	DEPT REQ	DEPT REQ	GOV REC	GOV REC
Budget Object Class	DOLLAR	FTE	DOLLAR	FTE	DOLLAR	FTE	DOLLAR	FTE
<b>GR FRA-TRANSFER</b>								
<b>MHD Transfer Authority - 1886014</b>								
TRANSFERS OUT	0	0.00	0	0.00	15,438,909	0.00	15,438,909	0.00
TOTAL - TRF	0	0.00	0	0.00	15,438,909	0.00	15,438,909	0.00
<b>GRAND TOTAL</b>	<b>\$0</b>	<b>0.00</b>	<b>\$0</b>	<b>0.00</b>	<b>\$15,438,909</b>	<b>0.00</b>	<b>\$15,438,909</b>	<b>0.00</b>
GENERAL REVENUE	\$0	0.00	\$0	0.00	\$15,438,909	0.00	\$15,438,909	0.00
FEDERAL FUNDS	\$0	0.00	\$0	0.00	\$0	0.00	\$0	0.00
OTHER FUNDS	\$0	0.00	\$0	0.00	\$0	0.00	\$0	0.00

**DECISION ITEM DETAIL**

Budget Unit	FY 2013	FY 2013	FY 2014	FY 2014	FY 2015	FY 2015	FY 2015	FY 2015
Decision Item	ACTUAL	ACTUAL	BUDGET	BUDGET	DEPT REQ	DEPT REQ	GOV REC	GOV REC
Budget Object Class	DOLLAR	FTE	DOLLAR	FTE	DOLLAR	FTE	DOLLAR	FTE
<b>FED REIMBURSE ALLOW-TRANSFER</b>								
<b>MHD Transfer Authority - 1886014</b>								
TRANSFERS OUT	0	0.00	0	0.00	15,438,909	0.00	15,438,909	0.00
TOTAL --TRF	0	0.00	0	0.00	15,438,909	0.00	15,438,909	0.00
<b>GRAND TOTAL</b>	<b>\$0</b>	<b>0.00</b>	<b>\$0</b>	<b>0.00</b>	<b>\$15,438,909</b>	<b>0.00</b>	<b>\$15,438,909</b>	<b>0.00</b>
GENERAL REVENUE	\$0	0.00	\$0	0.00	\$0	0.00	\$0	0.00
FEDERAL FUNDS	\$0	0.00	\$0	0.00	\$0	0.00	\$0	0.00
OTHER FUNDS	\$0	0.00	\$0	0.00	\$15,438,909	0.00	\$15,438,909	0.00



**DECISION ITEM DETAIL**

Budget Unit	FY 2013	FY 2013	FY 2014	FY 2014	FY 2015	FY 2015	FY 2015	FY 2015
Decision Item	ACTUAL	ACTUAL	BUDGET	BUDGET	DEPT REQ	DEPT REQ	GOV REC	GOV REC
Budget Object Class	DOLLAR	FTE	DOLLAR	FTE	DOLLAR	FTE	DOLLAR	FTE
<b>GR NFFRA-TRANSFER</b>								
<b>MHD Transfer Authority - 1886014</b>								
TRANSFERS OUT	0	0.00	0	0.00	49,056,644	0.00	49,056,644	0.00
TOTAL - TRF	0	0.00	0	0.00	49,056,644	0.00	49,056,644	0.00
<b>GRAND TOTAL</b>	<b>\$0</b>	<b>0.00</b>	<b>\$0</b>	<b>0.00</b>	<b>\$49,056,644</b>	<b>0.00</b>	<b>\$49,056,644</b>	<b>0.00</b>
GENERAL REVENUE	\$0	0.00	\$0	0.00	\$49,056,644	0.00	\$49,056,644	0.00
FEDERAL FUNDS	\$0	0.00	\$0	0.00	\$0	0.00	\$0	0.00
OTHER FUNDS	\$0	0.00	\$0	0.00	\$0	0.00	\$0	0.00

**DECISION ITEM DETAIL**

Budget Unit	FY 2013	FY 2013	FY 2014	FY 2014	FY 2015	FY 2015	FY 2015	FY 2015
Decision Item	ACTUAL	ACTUAL	BUDGET	BUDGET	DEPT REQ	DEPT REQ	GOV REC	GOV REC
Budget Object Class	DOLLAR	FTE	DOLLAR	FTE	DOLLAR	FTE	DOLLAR	FTE
<b>NURSING FACILITY REIM-TRANSFER</b>								
<b>MHD Transfer Authority - 1886014</b>								
TRANSFERS OUT	0	0.00	0	0.00	49,056,644	0.00	49,056,644	0.00
TOTAL - TRF	0	0.00	0	0.00	49,056,644	0.00	49,056,644	0.00
<b>GRAND TOTAL</b>	<b>\$0</b>	<b>0.00</b>	<b>\$0</b>	<b>0.00</b>	<b>\$49,056,644</b>	<b>0.00</b>	<b>\$49,056,644</b>	<b>0.00</b>
GENERAL REVENUE	\$0	0.00	\$0	0.00	\$0	0.00	\$0	0.00
FEDERAL FUNDS	\$0	0.00	\$0	0.00	\$0	0.00	\$0	0.00
OTHER FUNDS	\$0	0.00	\$0	0.00	\$49,056,644	0.00	\$49,056,644	0.00



**NEW DECISION ITEM  
RANK: 999**

Department: Social Services  
Division: MO HealthNet  
DI Name: FMAP

Budget Unit: 90541C, 90544C, 90546C, 90547C, 90549C, 90550C, 90551C,  
90552C, 90556C, 90561C, 90564C, 90568C  
DI#: 1886018

**1. AMOUNT OF REQUEST**

	FY 2015 Budget Request					FY 2015 Governor's Recommendation			
	GR	Federal	Other	Total		GR	Federal	Other	Total
PS					PS				
EE					EE				
PSD					PSD	0	55,997,600		55,997,600
TRF					TRF				
<b>Total</b>					<b>Total</b>	<b>0</b>	<b>55,997,600</b>	<b>0</b>	<b>55,997,600</b>
<b>FTE</b>					<b>FTE</b>				<b>0.00</b>

<b>Est. Fringe</b>	0	0	0	0
--------------------	---	---	---	---

*Note: Fringes budgeted in House Bill 5 except for certain fringes budgeted directly to MoDOT, Highway Patrol, and Conservation.*

<b>Est. Fringe</b>	0	0	0	0
--------------------	---	---	---	---

*Note: Fringes budgeted in House Bill 5 except for certain fringes budgeted directly to MoDOT, Highway Patrol, and Conservation.*

Other Funds:

Other Funds:

**2. THIS REQUEST CAN BE CATEGORIZED AS:**

<input type="checkbox"/>	New Legislation	<input type="checkbox"/>	New Program	<input type="checkbox"/>	Fund Switch
<input checked="" type="checkbox"/>	Federal Mandate	<input type="checkbox"/>	Program Expansion	<input type="checkbox"/>	Cost to Continue
<input type="checkbox"/>	GR Pick-Up	<input type="checkbox"/>	Space Request	<input type="checkbox"/>	Equipment Replacement
<input type="checkbox"/>	Pay Plan	<input type="checkbox"/>	Other:		

**3. WHY IS THIS FUNDING NEEDED? PROVIDE AN EXPLANATION FOR ITEMS CHECKED IN #2. INCLUDE THE FEDERAL OR STATE STATUTORY OR CONSTITUTIONAL AUTHORIZATION FOR THIS PROGRAM.**

*NDI SYNOPSIS: Funding to address the change in the Federal Medical Assistance Percentage (FMAP). Changes are regular rate from 61.865% blended to 63.095% blended and enhanced rate from 73.305% blended to 74.170% blended.*

This funding is requested to compensate for the change in the Federal Medical Assistance Percentage (FMAP). Each year the Centers for Medicare and Medicaid Services (CMS) revises the percentage of Medicaid costs that the federal government will reimburse to each state. Effective October 1, 2014, the FMAP rate will increase from 62.03% to 63.45%. The enhanced FMAP rate for the CHIP children and the Women with Breast or Cervical Cancer program will increase from 73.42% to 74.42%. As a result, the MO HealthNet Division seeks to continue program core funding at current levels by compensating for this change in federal funding levels. The increased costs of this decision item have an equal offset in the affected program cores as core reductions. The Federal Authority is Social Security Act 1905(b).

**4. DESCRIBE THE DETAILED ASSUMPTIONS USED TO DERIVE THE SPECIFIC REQUESTED AMOUNT. (How did you determine that the requested number of FTE were appropriate? From what source or standard did you derive the requested levels of funding? Were alternatives such as outsourcing or automation considered? If based on new legislation, does request tie to TAFP fiscal note? If not, explain why. Detail which portions of the request are one-times and how those amounts were calculated.)**

Since the federal fiscal year (FFY) doesn't begin until the second quarter of the state fiscal year (SFY), a SFY blended rate is applied to the SFY core funding. This blended rate is derived by adding the old FFY rate (62.03%) for three months (July thru September) and the new FFY rate (63.45%) for nine months (October thru June) and dividing by 12 months, resulting in a SFY blended rate of 63.095%. This same procedure is applied to the enhanced federal match for the CHIP program and the women with Breast or Cervical Cancer program. The enhanced old FFY rate of 73.42% for three months (July thru September) and the new FFY rate of 74.42% for nine months (October thru June) results in an enhanced SFY blended rate of 74.170%. In order to continue current core funding, these blended rates are applied to the SFY 13 core funding resulting in a revised mix of funding sources while maintaining the same total. Based on the review of all program cores and the change in FMAP, the below increases are needed to maintain total funding at the correct level.

Governor's Recommendations:

Governor's Recommendations include the updated FMAP percentage that the federal government will use.

	Total	GR	Federal	Other
Pharmacy	5,566,822		5,566,822	0
Physician	10,932,699		10,932,699	0
Dental	198,449		198,449	0
Premium Payments	2,362,700		2,362,700	0
Home Health	79,506		79,506	0
PACE	82,161		82,161	0
Nursing Facility	7,099,169		7,099,169	0
Rehab & Specialty	7,210,737		7,210,737	0
NEMT	425,706		425,706	0
Managed Care	11,889,461		11,889,461	0
Hospital	8,564,606		8,564,606	0
CHIP	1,554,551		1,554,551	0
Women's Health	31,033		31,033	0
Total	\$55,997,600	\$0	\$55,997,600	\$0

**5. BREAK DOWN THE REQUEST BY BUDGET OBJECT CLASS, JOB CLASS, AND FUND SOURCE. IDENTIFY ONE-TIME COSTS.**

Budget Object Class/Job Class	Dept Req GR DOLLARS	Dept Req GR FTE	Dept Req FED DOLLARS	Dept Req FED FTE	Dept Req OTHER DOLLARS	Dept Req OTHER FTE	Dept Req TOTAL DOLLARS	Dept Req TOTAL FTE	Dept Req One- Time DOLLARS
<b>Total PS</b>	0	0.0	0	0.0	0	0.0	0	0.0	0
<b>Total EE</b>	0		0		0		0		0
Program Distributions	0				0		0		
<b>Total PSD</b>	0		0		0		0		0
Transfers							0		
<b>Total TRF</b>	0		0		0		0		0
<b>Grand Total</b>	0	0.0	0	0.0	0	0.0	0	0.0	0

Budget Object Class/Job Class	Gov Rec GR DOLLARS	Gov Rec GR FTE	Gov Rec FED DOLLARS	Gov Rec FED FTE	Gov Rec OTHER DOLLARS	Gov Rec OTHER FTE	Gov Rec TOTAL DOLLARS	Gov Rec TOTAL FTE	Gov Rec One- Time DOLLARS
<b>Total PS</b>	0	0.0	0	0.0	0	0.0	0	0.0	0
<b>Total EE</b>	0		0		0		0		0
Program Distributions	0		55,997,600		0		55,997,600		
<b>Total PSD</b>	0		<b>55,997,600</b>		0		<b>55,997,600</b>		0
Transfers							0		
<b>Total TRF</b>	0		0		0		0		0
<b>Grand Total</b>	0	0.0	<b>55,997,600</b>	0.0	0	0.0	<b>55,997,600</b>	0.0	0

**6. PERFORMANCE MEASURES (If new decision item has an associated core, separately identify projected performance with & without additional funding.)**

**6a. Provide an effectiveness measure.**

Year	Regular FFP Rates		Enhanced FFP Rates (CHIP Program)	
	FFY	SFY	FFY	SFY
2010	64.510%	64.180%	75.160%	74.930%
2011	63.290%	63.595%	74.300%	74.515%
2012	63.450%	63.410%	74.420%	74.390%
2013	61.370%	61.890%	72.960%	73.325%
2014	62.030%	61.865%	73.420%	73.305%
2015	63.450%	63.095%	74.420%	74.170%

Since the FMAP adjustments represent a funding source rather than a particular program, measures for the FMAP adjustments are incorporated into the specific MO HealthNet program sections.

**6b. Provide an efficiency measure.**

N/A

**6c. Provide the number of clients/individuals served, if applicable.**

N/A

**6d. Provide a customer satisfaction measure, if available.**

N/A

**7. STRATEGIES TO ACHIEVE THE PERFORMANCE MEASUREMENT TARGETS:**

- Maintain flow of federal financial participation in the healthcare arena. (Beyond DSS)
- The MO HealthNet Division performs detailed projections for all program cores. These projections include adjusting the federal participation level to the percentage in effect for SFY15.

**DECISION ITEM DETAIL**

Budget Unit	FY 2013	FY 2013	FY 2014	FY 2014	FY 2015	FY 2015	FY 2015	FY 2015
Decision Item	ACTUAL	ACTUAL	BUDGET	BUDGET	DEPT REQ	DEPT REQ	GOV REC	GOV REC
Budget Object Class	DOLLAR	FTE	DOLLAR	FTE	DOLLAR	FTE	DOLLAR	FTE
<b>PHARMACY</b>								
<b>FMAP Adjustment - 1886018</b>								
PROGRAM DISTRIBUTIONS	0	0.00	0	0.00	0	0.00	5,566,822	0.00
TOTAL - PD	0	0.00	0	0.00	0	0.00	5,566,822	0.00
<b>GRAND TOTAL</b>	<b>\$0</b>	<b>0.00</b>	<b>\$0</b>	<b>0.00</b>	<b>\$0</b>	<b>0.00</b>	<b>\$5,566,822</b>	<b>0.00</b>
GENERAL REVENUE	\$0	0.00	\$0	0.00	\$0	0.00	\$0	0.00
FEDERAL FUNDS	\$0	0.00	\$0	0.00	\$0	0.00	\$5,566,822	0.00
OTHER FUNDS	\$0	0.00	\$0	0.00	\$0	0.00	\$0	0.00



**DECISION ITEM DETAIL**

Budget Unit	FY 2013	FY 2013	FY 2014	FY 2014	FY 2015	FY 2015	FY 2015	FY 2015
Decision Item	ACTUAL	ACTUAL	BUDGET	BUDGET	DEPT REQ	DEPT REQ	GOV REC	GOV REC
Budget Object Class	DOLLAR	FTE	DOLLAR	FTE	DOLLAR	FTE	DOLLAR	FTE
PHYSICIAN RELATED PROF								
FMAP Adjustment - 1886018								
PROGRAM DISTRIBUTIONS	0	0.00	0	0.00	0	0.00	10,932,699	0.00
TOTAL - PD	0	0.00	0	0.00	0	0.00	10,932,699	0.00
GRAND TOTAL	\$0	0.00	\$0	0.00	\$0	0.00	\$10,932,699	0.00
GENERAL REVENUE	\$0	0.00	\$0	0.00	\$0	0.00	\$0	0.00
FEDERAL FUNDS	\$0	0.00	\$0	0.00	\$0	0.00	\$10,932,699	0.00
OTHER FUNDS	\$0	0.00	\$0	0.00	\$0	0.00	\$0	0.00

**DECISION ITEM DETAIL**

Budget Unit	FY 2013	FY 2013	FY 2014	FY 2014	FY 2015	FY 2015	FY 2015	FY 2015
Decision Item	ACTUAL	ACTUAL	BUDGET	BUDGET	DEPT REQ	DEPT REQ	GOV REC	GOV REC
Budget Object Class	DOLLAR	FTE	DOLLAR	FTE	DOLLAR	FTE	DOLLAR	FTE
<b>DENTAL</b>								
<b>FMAP Adjustment - 1886018</b>								
PROGRAM DISTRIBUTIONS	0	0.00	0	0.00	0	0.00	198,449	0.00
TOTAL - PD	0	0.00	0	0.00	0	0.00	198,449	0.00
<b>GRAND TOTAL</b>	<b>\$0</b>	<b>0.00</b>	<b>\$0</b>	<b>0.00</b>	<b>\$0</b>	<b>0.00</b>	<b>\$198,449</b>	<b>0.00</b>
GENERAL REVENUE	\$0	0.00	\$0	0.00	\$0	0.00	\$0	0.00
FEDERAL FUNDS	\$0	0.00	\$0	0.00	\$0	0.00	\$198,449	0.00
OTHER FUNDS	\$0	0.00	\$0	0.00	\$0	0.00	\$0	0.00

**DECISION ITEM DETAIL**

Budget Unit	FY 2013	FY 2013	FY 2014	FY 2014	FY 2015	FY 2015	FY 2015	FY 2015
Decision Item	ACTUAL	ACTUAL	BUDGET	BUDGET	DEPT REQ	DEPT REQ	GOV REC	GOV REC
Budget Object Class	DOLLAR	FTE	DOLLAR	FTE	DOLLAR	FTE	DOLLAR	FTE
<b>PREMIUM PAYMENTS</b>								
<b>FMAP Adjustment - 1886018</b>								
PROGRAM DISTRIBUTIONS	0	0.00	0	0.00	0	0.00	2,362,700	0.00
TOTAL - PD	0	0.00	0	0.00	0	0.00	2,362,700	0.00
<b>GRAND TOTAL</b>	<b>\$0</b>	<b>0.00</b>	<b>\$0</b>	<b>0.00</b>	<b>\$0</b>	<b>0.00</b>	<b>\$2,362,700</b>	<b>0.00</b>
GENERAL REVENUE	\$0	0.00	\$0	0.00	\$0	0.00	\$0	0.00
FEDERAL FUNDS	\$0	0.00	\$0	0.00	\$0	0.00	\$2,362,700	0.00
OTHER FUNDS	\$0	0.00	\$0	0.00	\$0	0.00	\$0	0.00

**DECISION ITEM DETAIL**

Budget Unit	FY 2013	FY 2013	FY 2014	FY 2014	FY 2015	FY 2015	FY 2015	FY 2015
Decision Item	ACTUAL	ACTUAL	BUDGET	BUDGET	DEPT REQ	DEPT REQ	GOV REC	GOV REC
Budget Object Class	DOLLAR	FTE	DOLLAR	FTE	DOLLAR	FTE	DOLLAR	FTE
<b>NURSING FACILITIES</b>								
<b>FMAP Adjustment - 1886018</b>								
PROGRAM DISTRIBUTIONS	0	0.00	0	0.00	0	0.00	7,099,169	0.00
<b>TOTAL - PD</b>	<b>0</b>	<b>0.00</b>	<b>0</b>	<b>0.00</b>	<b>0</b>	<b>0.00</b>	<b>7,099,169</b>	<b>0.00</b>
<b>GRAND TOTAL</b>	<b>\$0</b>	<b>0.00</b>	<b>\$0</b>	<b>0.00</b>	<b>\$0</b>	<b>0.00</b>	<b>\$7,099,169</b>	<b>0.00</b>
GENERAL REVENUE	\$0	0.00	\$0	0.00	\$0	0.00	\$0	0.00
FEDERAL FUNDS	\$0	0.00	\$0	0.00	\$0	0.00	\$7,099,169	0.00
OTHER FUNDS	\$0	0.00	\$0	0.00	\$0	0.00	\$0	0.00

**DECISION ITEM DETAIL**

Budget Unit	FY 2013	FY 2013	FY 2014	FY 2014	FY 2015	FY 2015	FY 2015	FY 2015
Decision Item	ACTUAL	ACTUAL	BUDGET	BUDGET	DEPT REQ	DEPT REQ	GOV REC	GOV REC
Budget Object Class	DOLLAR	FTE	DOLLAR	FTE	DOLLAR	FTE	DOLLAR	FTE
<b>HOME HEALTH</b>								
<b>FMAP Adjustment - 1886018</b>								
PROGRAM DISTRIBUTIONS	0	0.00	0	0.00	0	0.00	79,506	0.00
TOTAL - PD	0	0.00	0	0.00	0	0.00	79,506	0.00
<b>GRAND TOTAL</b>	<b>\$0</b>	<b>0.00</b>	<b>\$0</b>	<b>0.00</b>	<b>\$0</b>	<b>0.00</b>	<b>\$79,506</b>	<b>0.00</b>
GENERAL REVENUE	\$0	0.00	\$0	0.00	\$0	0.00	\$0	0.00
FEDERAL FUNDS	\$0	0.00	\$0	0.00	\$0	0.00	\$79,506	0.00
OTHER FUNDS	\$0	0.00	\$0	0.00	\$0	0.00	\$0	0.00

**DECISION ITEM DETAIL**

Budget Unit	FY 2013	FY 2013	FY 2014	FY 2014	FY 2015	FY 2015	FY 2015	FY 2015
Decision Item	ACTUAL	ACTUAL	BUDGET	BUDGET	DEPT REQ	DEPT REQ	GOV REC	GOV REC
Budget Object Class	DOLLAR	FTE	DOLLAR	FTE	DOLLAR	FTE	DOLLAR	FTE
<b>PACE</b>								
<b>FMAP Adjustment - 1886018</b>								
PROGRAM DISTRIBUTIONS	0	0.00	0	0.00	0	0.00	82,161	0.00
TOTAL - PD	0	0.00	0	0.00	0	0.00	82,161	0.00
<b>GRAND TOTAL</b>	<b>\$0</b>	<b>0.00</b>	<b>\$0</b>	<b>0.00</b>	<b>\$0</b>	<b>0.00</b>	<b>\$82,161</b>	<b>0.00</b>
GENERAL REVENUE	\$0	0.00	\$0	0.00	\$0	0.00	\$0	0.00
FEDERAL FUNDS	\$0	0.00	\$0	0.00	\$0	0.00	\$82,161	0.00
OTHER FUNDS	\$0	0.00	\$0	0.00	\$0	0.00	\$0	0.00

**DECISION ITEM DETAIL**

Budget Unit	FY 2013	FY 2013	FY 2014	FY 2014	FY 2015	FY 2015	FY 2015	FY 2015
Decision Item	ACTUAL	ACTUAL	BUDGET	BUDGET	DEPT REQ	DEPT REQ	GOV REC	GOV REC
Budget Object Class	DOLLAR	FTE	DOLLAR	FTE	DOLLAR	FTE	DOLLAR	FTE
<b>REHAB AND SPECIALTY SERVICES</b>								
<b>FMAP Adjustment - 1886018</b>								
PROGRAM DISTRIBUTIONS	0	0.00	0	0.00	0	0.00	7,210,737	0.00
TOTAL - PD	0	0.00	0	0.00	0	0.00	7,210,737	0.00
<b>GRAND TOTAL</b>	<b>\$0</b>	<b>0.00</b>	<b>\$0</b>	<b>0.00</b>	<b>\$0</b>	<b>0.00</b>	<b>\$7,210,737</b>	<b>0.00</b>
GENERAL REVENUE	\$0	0.00	\$0	0.00	\$0	0.00	\$0	0.00
FEDERAL FUNDS	\$0	0.00	\$0	0.00	\$0	0.00	\$7,210,737	0.00
OTHER FUNDS	\$0	0.00	\$0	0.00	\$0	0.00	\$0	0.00

**DECISION ITEM DETAIL**

Budget Unit	FY 2013	FY 2013	FY 2014	FY 2014	FY 2015	FY 2015	FY 2015	FY 2015
Decision Item	ACTUAL	ACTUAL	BUDGET	BUDGET	DEPT REQ	DEPT REQ	GOV REC	GOV REC
Budget Object Class	DOLLAR	FTE	DOLLAR	FTE	DOLLAR	FTE	DOLLAR	FTE
<b>NON-EMERGENCY TRANSPORT</b>								
FMAP Adjustment - 1886018								
PROGRAM DISTRIBUTIONS	0	0.00	0	0.00	0	0.00	425,706	0.00
TOTAL - PD	0	0.00	0	0.00	0	0.00	425,706	0.00
<b>GRAND TOTAL</b>	<b>\$0</b>	<b>0.00</b>	<b>\$0</b>	<b>0.00</b>	<b>\$0</b>	<b>0.00</b>	<b>\$425,706</b>	<b>0.00</b>
GENERAL REVENUE	\$0	0.00	\$0	0.00	\$0	0.00	\$0	0.00
FEDERAL FUNDS	\$0	0.00	\$0	0.00	\$0	0.00	\$425,706	0.00
OTHER FUNDS	\$0	0.00	\$0	0.00	\$0	0.00	\$0	0.00



**DECISION ITEM DETAIL**

Budget Unit	FY 2013	FY 2013	FY 2014	FY 2014	FY 2015	FY 2015	FY 2015	FY 2015
Decision Item	ACTUAL	ACTUAL	BUDGET	BUDGET	DEPT REQ	DEPT REQ	GOV REC	GOV REC
Budget Object Class	DOLLAR	FTE	DOLLAR	FTE	DOLLAR	FTE	DOLLAR	FTE
<b>MANAGED CARE</b>								
<b>FMAP Adjustment - 1886018</b>								
PROGRAM DISTRIBUTIONS	0	0.00	0	0.00	0	0.00	11,889,461	0.00
TOTAL - PD	0	0.00	0	0.00	0	0.00	11,889,461	0.00
<b>GRAND TOTAL</b>	<b>\$0</b>	<b>0.00</b>	<b>\$0</b>	<b>0.00</b>	<b>\$0</b>	<b>0.00</b>	<b>\$11,889,461</b>	<b>0.00</b>
GENERAL REVENUE	\$0	0.00	\$0	0.00	\$0	0.00	\$0	0.00
FEDERAL FUNDS	\$0	0.00	\$0	0.00	\$0	0.00	\$11,889,461	0.00
OTHER FUNDS	\$0	0.00	\$0	0.00	\$0	0.00	\$0	0.00

**DECISION ITEM DETAIL**

Budget Unit	FY 2013	FY 2013	FY 2014	FY 2014	FY 2015	FY 2015	FY 2015	FY 2015
Decision Item	ACTUAL	ACTUAL	BUDGET	BUDGET	DEPT REQ	DEPT REQ	GOV REC	GOV REC
Budget Object Class	DOLLAR	FTE	DOLLAR	FTE	DOLLAR	FTE	DOLLAR	FTE
<b>HOSPITAL CARE</b>								
<b>FMAP Adjustment - 1886018</b>								
PROGRAM DISTRIBUTIONS	0	0.00	0	0.00	0	0.00	8,564,606	0.00
TOTAL - PD	0	0.00	0	0.00	0	0.00	8,564,606	0.00
<b>GRAND TOTAL</b>	<b>\$0</b>	<b>0.00</b>	<b>\$0</b>	<b>0.00</b>	<b>\$0</b>	<b>0.00</b>	<b>\$8,564,606</b>	<b>0.00</b>
GENERAL REVENUE	\$0	0.00	\$0	0.00	\$0	0.00	\$0	0.00
FEDERAL FUNDS	\$0	0.00	\$0	0.00	\$0	0.00	\$8,564,606	0.00
OTHER FUNDS	\$0	0.00	\$0	0.00	\$0	0.00	\$0	0.00

**DECISION ITEM DETAIL**

Budget Unit	FY 2013	FY 2013	FY 2014	FY 2014	FY 2015	FY 2015	FY 2015	FY 2015
Decision Item	ACTUAL	ACTUAL	BUDGET	BUDGET	DEPT REQ	DEPT REQ	GOV REC	GOV REC
Budget Object Class	DOLLAR	FTE	DOLLAR	FTE	DOLLAR	FTE	DOLLAR	FTE
<b>WOMEN'S HEALTH SRVC</b>								
<b>FMAP Adjustment - 1886018</b>								
PROGRAM DISTRIBUTIONS	0	0.00	0	0.00	0	0.00	31,033	0.00
<b>TOTAL - PD</b>	<b>0</b>	<b>0.00</b>	<b>0</b>	<b>0.00</b>	<b>0</b>	<b>0.00</b>	<b>31,033</b>	<b>0.00</b>
<b>GRAND TOTAL</b>	<b>\$0</b>	<b>0.00</b>	<b>\$0</b>	<b>0.00</b>	<b>\$0</b>	<b>0.00</b>	<b>\$31,033</b>	<b>0.00</b>
GENERAL REVENUE	\$0	0.00	\$0	0.00	\$0	0.00	\$0	0.00
FEDERAL FUNDS	\$0	0.00	\$0	0.00	\$0	0.00	\$31,033	0.00
OTHER FUNDS	\$0	0.00	\$0	0.00	\$0	0.00	\$0	0.00

**DECISION ITEM DETAIL**

Budget Unit	FY 2013	FY 2013	FY 2014	FY 2014	FY 2015	FY 2015	FY 2015	FY 2015
Decision Item	ACTUAL	ACTUAL	BUDGET	BUDGET	DEPT REQ	DEPT REQ	GOV REC	GOV REC
Budget Object Class	DOLLAR	FTE	DOLLAR	FTE	DOLLAR	FTE	DOLLAR	FTE
<b>CHILDREN'S HEALTH INS PROGRAM</b>								
<b>FMAP Adjustment - 1886018</b>								
PROGRAM DISTRIBUTIONS	0	0.00	0	0.00	0	0.00	1,554,551	0.00
TOTAL - PD	0	0.00	0	0.00	0	0.00	1,554,551	0.00
<b>GRAND TOTAL</b>	<b>\$0</b>	<b>0.00</b>	<b>\$0</b>	<b>0.00</b>	<b>\$0</b>	<b>0.00</b>	<b>\$1,554,551</b>	<b>0.00</b>
GENERAL REVENUE	\$0	0.00	\$0	0.00	\$0	0.00	\$0	0.00
FEDERAL FUNDS	\$0	0.00	\$0	0.00	\$0	0.00	\$1,554,551	0.00
OTHER FUNDS	\$0	0.00	\$0	0.00	\$0	0.00	\$0	0.00



**NEW DECISION ITEM  
RANK: 999**

Department: Social Services  
Division: MO HealthNet  
DI Name: Long Term Care Rate Increase

Budget Unit: 90549C,90550C  
DI# 1886034

**1. AMOUNT OF REQUEST**

	FY 2015 Budget Request			
	GR	Federal	Other	Total
PS				
EE				
PSD				
TRF				
<b>Total</b>				<b>0</b>

FTE

<b>Est. Fringe</b>	0	0	0	0
<i>Note: Fringes budgeted in House Bill 5 except for certain fringes budgeted directly to MoDOT, Highway Patrol, and Conservation.</i>				

	FY 2015 Governor's Recommendation			
	GR	Federal	Other	Total
PS				
EE				
PSD	8,916,781	15,244,663	10,429,340	34,590,784
TRF				0
<b>Total</b>	<b>8,916,781</b>	<b>15,244,663</b>	<b>10,429,340</b>	<b>34,590,784</b>

FTE

<b>Est. Fringe</b>	0	0	0	0
<i>Note: Fringes budgeted in House Bill 5 except for certain fringes budgeted directly to MoDOT, Highway Patrol, and Conservation.</i>				

Other Funds:

Other Funds: 0196 Nursing Facility Deferral Reimbursement Allowance Fund

**2. THIS REQUEST CAN BE CATEGORIZED AS:**

- |  |  |  |
|--|--|--|
| <input type="checkbox"/> New Legislation | <input type="checkbox"/> New Program                 | <input type="checkbox"/> Fund Switch           |
| <input type="checkbox"/> Federal Mandate | <input type="checkbox"/> Program Expansion           | <input type="checkbox"/> Cost to Continue      |
| <input type="checkbox"/> GR Pick-Up      | <input type="checkbox"/> Space Request               | <input type="checkbox"/> Equipment Replacement |
| <input type="checkbox"/> Pay Plan        | <input checked="" type="checkbox"/> Other: Inflation |  |

**3. WHY IS THIS FUNDING NEEDED? PROVIDE AN EXPLANATION FOR ITEMS CHECKED IN #2. INCLUDE THE FEDERAL OR STATE STATUTORY OR CONSTITUTIONAL AUTHORIZATION FOR THIS PROGRAM.**

*NDI SYNOPSIS: This increases the Nursing Facility per diem rate by \$3.75 and provides a 2% increase for Home Health and Hospice.*

This funding would increase the average nursing facility per diem by \$2.50 utilizing the projected FMAP rate and an additional \$1.25 per diem increase utilizing current fund balance in the Nursing Facility Federal Reimbursement Allowance Fund (0196). This funding also increases the Home Health and Hospice rates by 2%.

**4. DESCRIBE THE DETAILED ASSUMPTIONS USED TO DERIVE THE SPECIFIC REQUESTED AMOUNT. (How did you determine that the requested number of FTE were appropriate? From what source or standard did you derive the requested levels of funding? Were alternatives such as outsourcing or automation considered? If based on new legislation, does request tie to TAFP fiscal note? If not, explain why. Detail which portions of the request are one-times and how those amounts were calculated.)**

This funding would increase the average nursing facility per diem by \$2.50 utilizing the projected FMAP rate and an additional \$1.25 per diem increase utilizing current fund balance in the Nursing Facility Federal Reimbursement Allowance Fund (0196). This funding also increases the Home Health and Hospice rates by 2%.

<b>Program</b>	<b>GR</b>	<b>Federal</b>	<b>Other</b>	<b>Total</b>
Nursing Facilities	\$8,288,376	\$14,170,304		\$22,458,680
Home Health	\$37,925	\$64,839		\$102,764
Rehab and Specialty	\$590,480	\$1,009,520		\$1,600,000
Nursing Facility Fed Reimbursement Allowance			\$10,429,340	\$0
<b>Total</b>	<b>\$8,916,781</b>	<b>\$15,244,663</b>	<b>\$10,429,340</b>	<b>\$24,161,444</b>

**5. BREAK DOWN THE REQUEST BY BUDGET OBJECT CLASS, JOB CLASS, AND FUND SOURCE. IDENTIFY ONE-TIME COSTS.**

<b>Budget Object Class/Job Class</b>	<b>Dept Req GR DOLLARS</b>	<b>Dept Req GR FTE</b>	<b>Dept Req FED DOLLARS</b>	<b>Dept Req FED FTE</b>	<b>Dept Req OTHER DOLLARS</b>	<b>Dept Req OTHER FTE</b>	<b>Dept Req TOTAL DOLLARS</b>	<b>Dept Req TOTAL FTE</b>	<b>Dept Req One-</b>
<b>Total PS</b>	<b>0</b>	<b>0.0</b>	<b>0</b>	<b>0.0</b>	<b>0</b>	<b>0.0</b>	<b>0</b>	<b>0.0</b>	<b>0</b>
<b>Total EE</b>	<b>0</b>		<b>0</b>		<b>0</b>		<b>0</b>		<b>0</b>
Program Distributions	0		0				0		
<b>Total PSD</b>	<b>0</b>		<b>0</b>		<b>0</b>		<b>0</b>		<b>0</b>
Transfers							0		
<b>Total TRF</b>	<b>0</b>		<b>0</b>		<b>0</b>		<b>0</b>		<b>0</b>
<b>Grand Total</b>	<b>0</b>	<b>0.0</b>	<b>0</b>	<b>0.0</b>	<b>0</b>	<b>0.0</b>	<b>0</b>	<b>0.0</b>	<b>0</b>

Budget Object Class/Job Class	Gov Rec GR DOLLARS	Gov Rec GR FTE	Gov Rec FED DOLLARS	Gov Rec FED FTE	Gov Rec OTHER DOLLARS	Gov Rec OTHER FTE	Gov Rec TOTAL DOLLARS	Gov Rec TOTAL FTE	Gov Rec One- Time DOLLAR S
<b>Total PS</b>	<b>0</b>	<b>0.0</b>	<b>0</b>	<b>0.0</b>	<b>0</b>	<b>0.0</b>	<b>0</b>	<b>0.0</b>	<b>0</b>
<b>Total EE</b>	<b>0</b>		<b>0</b>		<b>0</b>		<b>0</b>		<b>0</b>
Program Distributions	8,916,781		15,244,663		10,429,340		34,590,784		
<b>Total PSD</b>	<b>8,916,781</b>		<b>15,244,663</b>		<b>10,429,340</b>		<b>34,590,784</b>		<b>0</b>
Transfers							0		
<b>Total TRF</b>	<b>0</b>		<b>0</b>		<b>0</b>		<b>0</b>		<b>0</b>
<b>Grand Total</b>	<b>8,916,781</b>	<b>0.0</b>	<b>15,244,663</b>	<b>0.0</b>	<b>10,429,340</b>	<b>0.0</b>	<b>34,590,784</b>	<b>0.0</b>	<b>0</b>



**6. PERFORMANCE MEASURES (If new decision item has an associated core, separately identify projected performance with & without additional funding.)**

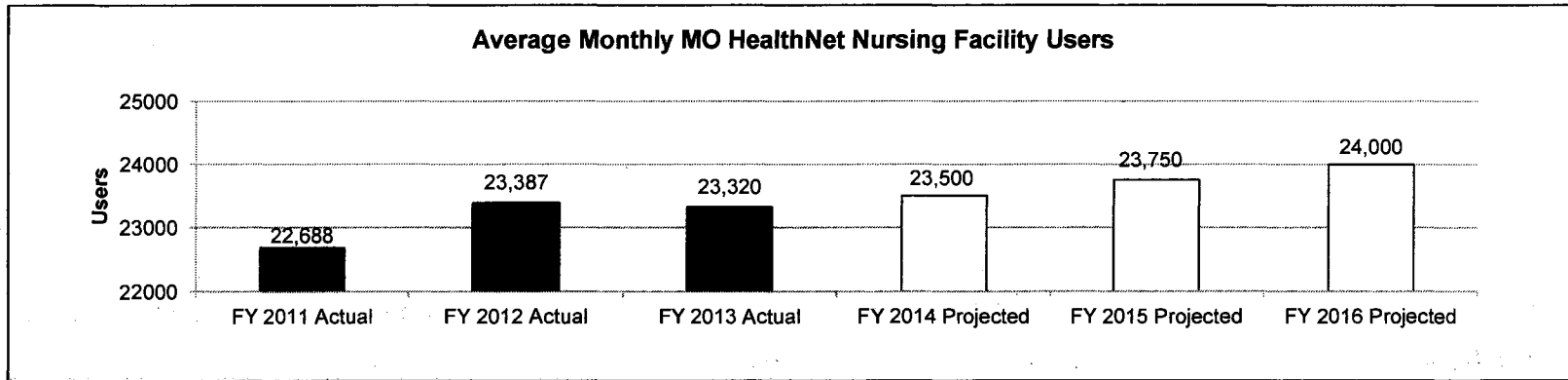
6a. Provide an effectiveness measure.

N/A

6b. Provide an efficiency measure.

N/A

6c. Provide the number of clients/individuals served, if applicable.



Average Nursing Facility Rate Per Diem		
State Fiscal	Rate	Avg Per Diem
2004	Rebase	\$103.12
2005	Rebase	\$108.95
2006 *	-\$1.00	\$107.95
2007	\$3.17	\$111.12
2008	\$3.00	\$114.12
2009	\$6.00	\$120.12
2010	\$6.00	\$126.12
2011	\$6.35	\$132.47
2012	\$8.43	\$140.90
2013	\$6.41	\$147.31
2014 **	\$3.72	\$151.03

\* Occupancy adjustment

\*\* Pending CMS approval

6d. Provide a customer satisfaction measure, if available.  
N/A

**7. STRATEGIES TO ACHIEVE THE PERFORMANCE MEASUREMENT TARGETS:**

N/A

**DECISION ITEM DETAIL**

Budget Unit	FY 2013	FY 2013	FY 2014	FY 2014	FY 2015	FY 2015	FY 2015	FY 2015
Decision Item	ACTUAL	ACTUAL	BUDGET	BUDGET	DEPT REQ	DEPT REQ	GOV REC	GOV REC
Budget Object Class	DOLLAR	FTE	DOLLAR	FTE	DOLLAR	FTE	DOLLAR	FTE
<b>NURSING FACILITIES</b>								
Long Term Care Rate Increase - 1886020								
PROGRAM DISTRIBUTIONS	0	0.00	0	0.00	0	0.00	22,458,680	0.00
<b>TOTAL - PD</b>	<b>0</b>	<b>0.00</b>	<b>0</b>	<b>0.00</b>	<b>0</b>	<b>0.00</b>	<b>22,458,680</b>	<b>0.00</b>
<b>GRAND TOTAL</b>	<b>\$0</b>	<b>0.00</b>	<b>\$0</b>	<b>0.00</b>	<b>\$0</b>	<b>0.00</b>	<b>\$22,458,680</b>	<b>0.00</b>
GENERAL REVENUE	\$0	0.00	\$0	0.00	\$0	0.00	\$8,288,376	0.00
FEDERAL FUNDS	\$0	0.00	\$0	0.00	\$0	0.00	\$14,170,304	0.00
OTHER FUNDS	\$0	0.00	\$0	0.00	\$0	0.00	\$0	0.00

**DECISION ITEM DETAIL**

Budget Unit	FY 2013	FY 2013	FY 2014	FY 2014	FY 2015	FY 2015	FY 2015	FY 2015	FY 2015
Decision Item	ACTUAL	ACTUAL	BUDGET	BUDGET	DEPT REQ	DEPT REQ	GOV REC	GOV REC	GOV REC
Budget Object Class	DOLLAR	FTE	DOLLAR	FTE	DOLLAR	FTE	DOLLAR	FTE	FTE
<b>HOME HEALTH</b>									
<b>Long Term Care Rate Increase - 1886020</b>									
PROGRAM DISTRIBUTIONS	0	0.00	0	0.00	0	0.00	102,764		0.00
TOTAL - PD	0	0.00	0	0.00	0	0.00	102,764		0.00
<b>GRAND TOTAL</b>	<b>\$0</b>	<b>0.00</b>	<b>\$0</b>	<b>0.00</b>	<b>\$0</b>	<b>0.00</b>	<b>\$102,764</b>		<b>0.00</b>
GENERAL REVENUE	\$0	0.00	\$0	0.00	\$0	0.00	\$37,925		0.00
FEDERAL FUNDS	\$0	0.00	\$0	0.00	\$0	0.00	\$64,839		0.00
OTHER FUNDS	\$0	0.00	\$0	0.00	\$0	0.00	\$0		0.00

**DECISION ITEM DETAIL**

Budget Unit	FY 2013	FY 2013	FY 2014	FY 2014	FY 2015	FY 2015	FY 2015	FY 2015
Decision Item	ACTUAL	ACTUAL	BUDGET	BUDGET	DEPT REQ	DEPT REQ	GOV REC	GOV REC
Budget Object Class	DOLLAR	FTE	DOLLAR	FTE	DOLLAR	FTE	DOLLAR	FTE
<b>REHAB AND SPECIALTY SERVICES</b>								
Long Term Care Rate Increase - 1886020								
PROGRAM DISTRIBUTIONS	0	0.00	0	0.00	0	0.00	1,600,000	0.00
TOTAL - PD	0	0.00	0	0.00	0	0.00	1,600,000	0.00
<b>GRAND TOTAL</b>	<b>\$0</b>	<b>0.00</b>	<b>\$0</b>	<b>0.00</b>	<b>\$0</b>	<b>0.00</b>	<b>\$1,600,000</b>	<b>0.00</b>
GENERAL REVENUE	\$0	0.00	\$0	0.00	\$0	0.00	\$590,480	0.00
FEDERAL FUNDS	\$0	0.00	\$0	0.00	\$0	0.00	\$1,009,520	0.00
OTHER FUNDS	\$0	0.00	\$0	0.00	\$0	0.00	\$0	0.00

**DECISION ITEM DETAIL**

Budget Unit	FY 2013	FY 2013	FY 2014	FY 2014	FY 2015	FY 2015	FY 2015	FY 2015
Decision Item	ACTUAL	ACTUAL	BUDGET	BUDGET	DEPT REQ	DEPT REQ	GOV REC	GOV REC
Budget Object Class	DOLLAR	FTE	DOLLAR	FTE	DOLLAR	FTE	DOLLAR	FTE
<b>NURSING FACILITY FED REIMB AL</b>								
<b>Long Term Care Rate Increase - 1886020</b>								
PROGRAM DISTRIBUTIONS	0	0.00	0	0.00	0	0.00	10,429,340	0.00
TOTAL - PD	0	0.00	0	0.00	0	0.00	10,429,340	0.00
<b>GRAND TOTAL</b>	<b>\$0</b>	<b>0.00</b>	<b>\$0</b>	<b>0.00</b>	<b>\$0</b>	<b>0.00</b>	<b>\$10,429,340</b>	<b>0.00</b>
GENERAL REVENUE	\$0	0.00	\$0	0.00	\$0	0.00	\$0	0.00
FEDERAL FUNDS	\$0	0.00	\$0	0.00	\$0	0.00	\$0	0.00
OTHER FUNDS	\$0	0.00	\$0	0.00	\$0	0.00	\$10,429,340	0.00



**NEW DECISION ITEM  
RANK: 999**

Department: Social Services  
Division: MO HealthNet  
DI Name: Health Care Coverage Expansion

Budget Unit: 90541C, 90544C, 90546C, 90547C, 90549C, 90550C, 90551C,  
90552C, 90556C, 90561C, 90564C  
DI#:1886019

**1. AMOUNT OF REQUEST**

	FY 2015 Budget Request			
	GR	Federal	Other	Total
PS				
EE				
PSD				0
TRF				
<b>Total</b>	<b>0</b>	<b>0</b>		<b>0</b>
FTE				0.00

<b>Est. Fringe</b>	0	0	0	0
--------------------	---	---	---	---

Note: Fringes budgeted in House Bill 5 except for certain fringes budgeted directly to MoDOT, Highway Patrol, and Conservation.

Other Funds:

	FY 2015 Governor's Recommendation			
	GR	Federal	Other	Total
PS	782,000	782,000		1,564,000
EE	160,500	160,500		321,000
PSD	(54,582,939)	1,625,361,104	(30,473,584)	1,540,304,581
TRF				
<b>Total</b>	<b>(53,640,439)</b>	<b>1,626,303,604</b>	<b>(30,473,584)</b>	<b>1,542,189,581</b>
FTE	13.00	13.00		26.00

<b>Est. Fringe</b>	435,183	435,183	0	870,366
--------------------	---------	---------	---	---------

Note: Fringes budgeted in House Bill 5 except for certain fringes budgeted directly to MoDOT, Highway Patrol, and Conservation.

Other Funds: Pharmacy Rebates, Third Party Liability, Hospital FRA, Nursing Home FRA, Pharmacy FRA, Ambulance FRA, Premium, Healthy Initiatives

**2. THIS REQUEST CAN BE CATEGORIZED AS:**

<input type="checkbox"/> New Legislation	<input checked="" type="checkbox"/> New Program	<input type="checkbox"/> Fund Switch
<input type="checkbox"/> Federal Mandate	<input type="checkbox"/> Program Expansion	<input type="checkbox"/> Cost to Continue
<input type="checkbox"/> GR Pick-Up	<input type="checkbox"/> Space Request	<input type="checkbox"/> Equipment Replacement
<input type="checkbox"/> Pay Plan	<input type="checkbox"/> Other:	

**3. WHY IS THIS FUNDING NEEDED? PROVIDE AN EXPLANATION FOR ITEMS CHECKED IN #2. INCLUDE THE FEDERAL OR STATE STATUTORY OR CONSTITUTIONAL AUTHORIZATION FOR THIS PROGRAM.**

NDI SYNOPSIS: Expands Health Care Coverage to non-elderly Missouri adults with incomes up to 138% of the Federal Poverty Level (FPL) effective October 1, 2014 and funds care coordination initiatives for MO HealthNet participants and technologies to address participant fraud and abuse

Federal law allows states to expand health care coverage under the Medicaid program to non-elderly, non-medicare low income adults up to 133% of the FPL. This same law includes a 5% disregard of income when determining eligibility for health care benefits; thus, adults with incomes up to 138% FPL will qualify. All costs for this population will be paid by the Federal government through calendar year 2016. Thereafter, the State share will phase in to a maximum of 10% by calendar year 2020.



**4. DESCRIBE THE DETAILED ASSUMPTIONS USED TO DERIVE THE SPECIFIC REQUESTED AMOUNT. (How did you determine that the requested number of FTE were appropriate? From what source or standard did you derive the requested levels of funding? Were alternatives such as outsourcing or automation considered? If based on new legislation, does request tie to TAFP fiscal note? If not, explain why. Detail which portions of the request are one-times and how those amounts were calculated.)**

**Uninsured Newly Covered**

- Newly covered adult Missourians are between the ages of 18 and 64, are not receiving Medicare and have incomes up to 138% of the Federal Poverty Level (FPL).
- Adults are categorized as Healthy Adults and Medically Frail.
- Population data for the number of uninsured in Missouri was obtained from the U.S. Census Bureau 2011 American Community Survey Table "Health Insurance Coverage Status and Type by Ratio of Income to Poverty Level."
- The number of uninsured estimated as Medically Frail is based on information from the Department of Mental Health on the prevalence of Alcohol and Drug Abuse (ADA) and the need for Comprehensive Psychiatric Services (CPS) and the percent of individuals with a self-reported health status of Poor in the Medical Expenditures Panel Survey (MEPS) data (Mercer).
- Take up rates by category were state determined based on an analysis of Missouri's population, take up rates experienced with prior expansions, and take up rates experienced by other states following an expansion. Take up rates by category are:
  - Healthy Adults: 75% for the first year, increasing to 80%
  - Medically Frail (ADA): 14.8% ADA prevalence in expansion population; 58% of these individuals are known to DMH; assumes 75% take up of those not known to DMH.
  - Medically Frail (CPS): 5.1% CPS prevalence in expansion population; 93% of these individuals are known to DMH; assumes one-third take up of those not known to DMH.
  - Medically Frail MEPS data: 95%
- Cost is 100% Federally funded.

**Crowd Out**

- 10% of insured Missourians between the ages of 18 and 64 with incomes up to 138% FPL (data obtained from U.S. Census Bureau 2011 American Community Survey table "Health Insurance Coverage Status and Type by Ratio of Income to Poverty Level") will drop private insurance, their employer will drop insurance or they will seek Medicaid benefits as a second payer.
- Cost is 100% Federally funded.

**Per Member Per Month (PMPM) Cost**

- PMPM rates were developed by a contracted actuary (Mercer). The rates for the ADA and CPS medically frail were state-developed based on an analysis of this specific population.
- Other PMPM assumptions include:
  - Commercial reimbursement payment levels with trend adjustments.
  - Medically Frail population will also be eligible for a wrap around benefit, including in-home services and mental health services.
  - The maximum permissible cost sharing under federal law.

**Savings in Current Medicaid/MO HealthNet Programs**

- Certain individuals who qualify for Medicaid today through spenddown, through the Permanently and Totally Disabled (PTD) category or who are covered under the state-only Blind Pension medical benefit will be eligible for Medicaid coverage under the expansion.
- Certain individuals who qualify for Medicaid today through a special program (pregnant women, ticket to work or breast and cervical cancer treatment) will qualify for Medicaid coverage under the expansion before they meet today's requirements to qualify (a woman will seek coverage before a pregnancy or an individual will seek coverage prior to a cancer diagnosis) or will not have to meet additional requirements (such as the work requirements under ticket to work) to qualify.
- Current Medicaid program costs will be less over time as individuals qualify under the expansion and are eligible for the enhanced federal match rather than under the current program funded by the Federal government at 60% or by state funds only.

**Expansion and Crowd Out**

	Participants	Nine Months Cost	
Healthy Adults	243,783	\$1,224,850,498	
Medically Frail-ADA (DMH)	35,001	\$222,768,668	
Medically Frail-CPS (DMH)	12,837	\$115,108,637	
Medically Frail	5,403	\$120,017,280	
	<b>297,024</b>	<b>\$1,682,745,083</b>	<b>Federal Cost</b>
		(\$97,924,661)	Less cost for Department of Mental Health Services (found in Department of Mental Health budget)
		(\$31,708,146)	Less cost sharing for expansion population
		(\$7,889,805)	Less savings for Health Home expansion
		<b>\$1,545,222,471</b>	<b>Total Federal Cost</b>

**Savings: Current Medicaid/MO HealthNet Programs**

	State Savings						Total State Savings	Federal Cost	
	GR	Pharmacy Rebates	TPL	Pharmacy FRA	NH FRA	Ambulance FRA			Hospital FRA
	101	114	120	144	196	958			142
<b>Pregnant Women</b>									
Nursing Facilities	(\$233)		(\$3)		(\$169)		(\$406)	\$406	
Hospital	(\$2,158,191)					(\$6,834,272)	(\$8,992,464)	\$8,992,464	
Dental Services	(\$154,303)						(\$154,303)	\$154,303	
Pharmacy	(\$651,669)	(\$1,591,073)	(\$33,747)	(\$556,861)			(\$2,833,349)	\$2,833,349	
Physician Related	(\$6,287,444)						(\$6,287,444)	\$6,287,444	
Rehab and Specialty Services	(\$230,699)					(\$23,474)	(\$254,172)	\$254,172	
Non Emergency Transportation	(\$16,443)						(\$16,443)	\$16,443	
Mental Health Services	(\$467,830)						(\$467,830)	\$467,830	
State Institutions	(\$7,074)						(\$7,074)	\$7,074	
Managed Care Premiums	(\$15,016,077)					(\$27,456)	(\$7,621,885)	\$22,665,418	
							<b>(\$41,678,903)</b>	<b>\$41,678,903</b>	

**Breast and Cervical Cancer Treatment**

Nursing Facilities	(\$1,115)		(\$15)		(\$810)		(\$1,939)	\$1,939
Hospital	(\$950,944)					\$0	(\$622,848)	\$1,573,791
Dental Services	(\$1,408)						(\$1,408)	\$1,408
Pharmacy	(\$148,857)	(\$363,137)	(\$7,702)	(\$127,095)			(\$646,790)	\$646,790
Physician Related	(\$465,098)						(\$465,098)	\$465,098
Rehab and Specialty Services	(\$40,195)					(\$4,090)	(\$44,285)	\$44,285
Non Emergency Transportation	(\$1,006)						(\$1,006)	\$1,006
Mental Health Services	(\$5,014)						(\$5,014)	\$5,014
							<b>(\$2,739,331)</b>	<b>\$2,739,331</b>

**Ticket to Work**

Nursing Facilities	(\$88)		(\$1)		(\$64)		(\$153)	\$153
Hospital	(\$29,558)		\$0				(\$168,816)	\$198,374
Dental Services	(\$266)						(\$266)	\$266
Pharmacy	(\$17,099)	(\$40,682)	(\$863)	(\$14,238)			(\$72,882)	\$72,882
Physician Related	(\$53,282)						(\$53,282)	\$53,282
Rehab and Specialty Services	(\$8,256)					(\$840)	(\$9,096)	\$9,096
Mental Health Services	(\$202,682)						(\$202,682)	\$202,682
State Institutions	(\$5,264)						(\$5,264)	\$5,264
							<b>(\$541,999)</b>	<b>\$541,999</b>

**Savings: Current Medicaid/MO HealthNet Programs (cont.)**

State Savings							Total State Savings	Federal Cost
GR	Pharmacy Rebates	TPL	Pharmacy FRA	NH FRA	Ambulance FRA	Hospital FRA		
101	114	120	144	196	958	142		

**Patients with Disabilities**

Nursing Facilities	(\$1,286,936)		(\$16,771)		(\$934,583)		(\$2,238,289)	\$3,944,902
Hospital	(\$1,400,439)					(\$5,883,559)	(\$7,283,998)	\$10,284,257
Dental Services	(\$29,501)						(\$29,501)	\$51,994
Pharmacy	(\$1,077,141)	(\$2,561,829)	(\$54,336)	(\$896,617)			(\$4,589,923)	\$8,089,570
Physician Related	(\$2,460,750)						(\$2,460,750)	\$4,336,979
Rehab and Specialty Services	(\$720,138)					(\$73,274)	(\$793,412)	\$1,398,359
Non Emergency Transportation	(\$155,068)						(\$155,068)	\$273,301
Mental Health Services	(\$4,282,590)						(\$4,282,590)	\$10,101,427
State Institutions	(\$786,993)						(\$786,993)	\$1,387,046
Buy-in Premiums	(\$744,484)						(\$744,484)	\$1,312,126
							<b>(\$23,365,008)</b>	<b>\$41,179,962</b>

**Spenddown**

Nursing Facilities	(\$81,323)		(\$1,060)		(\$59,058)		(\$141,441)	\$141,441
Hospital	(\$5,121,078)					(\$2,856,152)	(\$7,977,230)	\$7,977,230
Dental Services	(\$13,997)						(\$13,997)	\$13,997
Pharmacy	(\$1,314,323)	(\$3,211,559)	(\$68,117)	(\$1,124,017)			(\$5,718,017)	\$5,718,017
Physician Related	(\$1,431,961)						(\$1,431,961)	\$1,431,961
Rehab and Specialty Services	(\$486,095)					(\$49,460)	(\$535,555)	\$535,555
Mental Health Services	(\$1,186,038)						(\$1,186,038)	\$1,186,038
							<b>(\$17,004,239)</b>	<b>\$17,004,239</b>

**Blind Pension**

Blind Pension Medical

	(\$559,770)						(\$559,770)	\$559,770
--	-------------	--	--	--	--	--	-------------	-----------

**Women's Health**

Women's Health Benefits

	(\$630,866)					(\$134,242)	(\$765,108)	(\$6,190,413)
--	-------------	--	--	--	--	-------------	-------------	---------------

**Summary**

State Savings							Net State Savings	Net Federal Cost
GR	Rebates	TPL	Pharmacy FRA	NH FRA	Ambulance FRA	Hospital FRA		
101	114	120	144	196	958	142		

New Participants/Crowd Out

Current Eligibles Savings

									\$1,545,222,471
(\$50,689,585)	(\$7,768,279)	(\$182,614)	(\$2,718,828)	(\$994,683)	(\$178,594)	(\$24,121,774)	(\$86,654,358)		\$97,513,791
(\$50,689,585)	(\$7,768,279)	(\$182,614)	(\$2,718,828)	(\$994,683)	(\$178,594)	(\$24,121,774)	(\$86,654,358)		\$1,642,736,262

**Staffing of 26 FTE**

- Staff to effectively develop and implement health care coverage expansion.
- Responsibilities include management, operation and oversight of statewide managed care, additional enrollment in health homes, and cost sharing requirements for new eligibles as well as program integrity, reporting and data analysis.

\$942,500 General Revenue  
\$942,500 Federal  
**\$1,885,000**

	GR	FED	Total	FTE
<b>Personal Services</b>				
Social Services Manager Band II	\$345,000	\$345,000	\$690,000	10.00
Fiscal and Administrative Manager Band II	\$207,000	\$207,000	\$414,000	6.00
Program Development Specialist	<u>\$230,000</u>	<u>\$230,000</u>	<u>\$460,000</u>	<u>10.00</u>
	\$782,000	\$782,000	\$1,564,000	26.00
 <b>Expense &amp; Equipment</b>	 \$160,500	 \$160,500	 \$321,000	

**IT One-Time Costs**

- Costs for modifications to the Medicaid Management Information System (MMIS) to expand managed care statewide, manage multiple benefit plans, collect and provide access to claims data for rate setting and appropriate care management.

\$585,000 General Revenue  
\$5,265,000 Federal  
**\$5,850,000**

**Current Eligible Fraud Detection of Medicaid Participants**

- SB 251 (2013) required DSS to study analytical modeling-based methods of detecting fraud and to issue a report to the General Assembly and the Governor by December 1, 2013.
- The study found the use of public records to prevent and detect possible fraud by verifying and authenticating identity was the most robust product of three studied.
- The product would allow DSS to implement two services: Remote ID Proofing and Benefit Integrity Scan

**Remote ID Proofing**

- For now the new eligibility and enrollment system (MEDES) will use the Federal ID proofing application through Experian for purposes of determining Medicaid eligibility.
- There is concern that applicants for DSS services may not be able to use the Experian product since it requires a credit history and substantial knowledge of that credit history. If an applicant cannot "pass" the remote ID proofing, a Family Support Eligibility Specialist must intervene, making for a less efficient process.
- Technologies studied by FSD use more common information such as utility bills to authenticate identity and would be used for remote ID proofing applicants for all income support programs administered by the Family Support Division (Medicaid, Food Stamps, Child Care, TANF).

**Benefit Integrity Scan**

- Product to review existing participant data for indicators of identity driven fraud and unreported assets and income indicators and take appropriate actions on cases:
  - Deceased
  - Incarcerated
  - Out-of-state address
  - Evidence of Identity Fraud
  - Suspicious Property indications

**Fraud Prevention/Detection Technologies Cost Estimate**

-DSS assumes that 1.5 million records will be processed.

	Price Per Transaction	Annual Commitment	Monthly Commitment
Benefit Integrity Pricing (BIS)	\$0.50	\$750,000	\$62,500
Instant Verify & Instant Authenticate (IV/IVA)	\$0.89	\$1,335,000	\$111,250
		<u>\$2,085,000</u>	<u>\$173,750</u>

**Initial Medicaid Savings based on new technologies**

- Contractor demonstrating tool (LexisNexis) completed a benefit integrity scan of 668,633 Medicaid participants and found the following:

	Medicaid
<b>Total Input Records (Participants)</b>	<b>668,633</b>
<u>Identity</u> Risk Attributes	106,579
<u>Asset</u> Risk Attributes	690,717
<u>Address/Location</u> Risk Attributes	277,278

-DSS has developed a conservative preliminary Medicaid savings estimate from the results of the Benefit Integrity Scan. DSS excluded asset risk attributes and assumed half percent of 50% of the participants with an address/location and/or identity risk attribute are ineligible.

Savings	Attributes
Address/Location Risk	277,278
Identity Risk	106,579
	<u>383,857</u>
Estimated Unique Records (50%)	191,929
Ineligible for Medicaid (.5%)	960
PMPM TANF Medicaid eligible	\$441.74
<b>Monthly Savings</b>	<b>\$423,912.48</b>
<b>Annual Savings</b>	<b>\$5,086,949.74</b>

\$6,104,340 Increase by 20% since total Medicaid record input was 668,633 - approximately 80% of current MO HealthNet enrollment

	Contract Cost*	Medicaid Program Savings	Net Savings
GR	\$ 1,042,500	(\$1,351,684)	\$ (309,184)
FED	\$ 1,042,500	(\$3,851,533)	\$ (2,809,033)
OTHER	\$ -	(\$901,123)	\$ (901,123)
	<u>\$ 2,085,000</u>	<u>(\$6,104,340)</u>	<u>(\$4,019,340)</u>

\*The contract cost to implement fraud detection is included in the Family Services Division - IM Field Staff and Operations budget as a new decision item.

**Summary - Savings from Fraud Prevention/Detection Technologies**

	State Savings						Total State Savings	Federal Cost	
	GR	Pharmacy Rebates	TPL	Pharmacy FRA	NH FRA	Ambulance FRA			Hospital FRA
	101	114	120	144	196	958			142
Pharmacy	(\$308,882)	(\$287,944)	(\$6,107)	(\$100,778)				(\$703,710)	(\$880,138)
Physician Related	(\$119,244)							(\$119,244)	(\$339,777)
Home Health	(\$47,669)							(\$47,669)	(\$135,830)
Managed Care	(\$647,782)					(\$621)	(\$116,045)	(\$764,447)	(\$1,845,810)
Hospital Care	(\$228,108)						(\$389,628)	(\$617,736)	(\$649,978)
								<b>(\$2,252,807)</b>	<b>(\$3,851,533)</b>

**CHIP Children above 150% FPL**

-Estimate approximately 5,000 children eligible for CHIP will leave the program to be covered under the Exchange. The family can purchase coverage for the entire family through the Exchange for less than purchasing adult coverage through private insurance and coverage for their children under the CHIP program.  
 -DSS estimates that some individuals/families will not apply under the Exchange because their needs are only covered under the CHIP program.

**Summary - Savings in CHIP as families access coverage through the Exchange rather than CHIP (No Change in CHIP Eligibility)**

	State Savings						Total State Savings	Federal Cost
	GR	Pharmacy Rebates	HIF	Pharmacy FRA	Premium	Hospital FRA		
	101	114	275	144	885	142		
CHIP	(\$1,988,879)	(\$18,250)	(\$168,800)	(\$28,500)	(\$86,782)	(\$242,393)	<b>(\$2,533,604)</b>	<b>(\$7,275,161)</b>

**Transition Children, Parents and Pregnant Women receiving MO HealthNet benefits through the Fee-for-Service (FFS) program to Care**

-DSS assumes a 3% savings on current costs for there FFS populations.

**Summary - Managed Care for Current Fee-For-Service Pregnant Women, Parents and Children**

	State Savings						Total State Savings	Federal Cost	
	GR	Pharmacy Rebates	TPL	Pharmacy FRA	NH FRA	Ambulance FRA			Hospital FRA
	101	114	120	144	196	958			142
Pharmacy	(\$861,633)	(\$766,418)	(\$16,256)	(\$268,239)				(\$1,912,546)	(\$2,466,036)
Physician Related	(\$332,633)							(\$332,633)	(\$952,012)
Home Health	(\$132,975)							(\$132,975)	(\$380,580)
Managed Care	(\$1,807,003)					(\$1,653)	(\$308,875)	(\$2,117,531)	(\$5,171,732)
Hospital Care	(\$636,313)						(\$1,037,071)	(\$1,673,384)	(\$1,821,159)
								<b>(\$6,169,069)</b>	<b>(\$10,791,519)</b>

**Health Home Savings for DMH ADA Current Population**

**Summary - DMH ADA Health Homes**

State Savings							Total State Savings	Federal Cost	
GR	Pharmacy Rebates	TPL	Pharmacy FRA	NH FRA	Ambulance FRA	Hospital FRA			
101	114	120	144	196	958	142			
Hospital Care							(\$419,943)	(\$1,049,858)	(\$1,764,445)
							(\$1,049,858)	(\$1,764,445)	

**Maintain Access to Physicians**

-Federal law allows payments for primary care services furnished by a physician with a primary specialty of family medicine, general internal medicine or pediatric medicine be paid at parity with Medicare beginning January 1, 2013.  
 -Federal match of 100% ends December 31, 2014. The increase is to continue the program from January through June of FY 2015.

Physician Related	\$8,382,970
Managed Care	\$3,592,702
	<b>\$11,975,672 GR</b>

Pharmacy Provider Tax funds switch due to increased provider tax revenues from increase in prescriptions (from more Missourians having health care benefits)

	GR	Pharmacy FRA
	101	144
Pharmacy	(\$9,755,491)	\$9,755,491

**Total Summary**

State Savings									Total State Savings	Federal Cost	
GR	Pharmacy Rebates	TPL	Pharmacy FRA	NH FRA	Ambulance FRA	Hospital FRA	HIF	Premium			
101	114	120	144	196	958	142	275	885			
New Participants/Crowd Out											\$1,545,222,471
Total Eligibles Savings	\$(53,640,439)	\$(8,840,890)	(\$204,977)	\$6,639,146	(\$994,683)	(\$180,868)	(\$26,635,729)	(\$168,800)	(\$86,782)	(\$84,114,023)	\$81,081,133
	(\$53,640,439)	(\$8,840,890)	(\$204,977)	\$6,639,146	(\$994,683)	(\$180,868)	(\$26,635,729)	(\$168,800)	(\$86,782)	(\$85,156,523)	\$1,626,303,604

Does not include savings that are included in the Department of Mental Health and Department of Corrections budgets.  
 Does not include savings for In-Home Services accounted for in the Department of Health and Senior Services budget.

**5. BREAK DOWN THE REQUEST BY BUDGET OBJECT CLASS, JOB CLASS, AND FUND SOURCE. IDENTIFY ONE-TIME COSTS.**

Budget Object Class/Job Class	Dept Req GR DOLLARS	Dept Req GR FTE	Dept Req FED DOLLARS	Dept Req FED FTE	Dept Req OTHER DOLLARS	Dept Req OTHER FTE	Dept Req TOTAL DOLLARS	Dept Req TOTAL FTE	Dept Req One-Time DOLLARS
Total PS	0	0.0	0	0.0	0	0.0	0	0.0	0
Total EE	0		0		0		0		0
Program Distributions					0		0		0
Total PSD	0		0		0		0		0
Transfers					0		0		0
Total TRF	0		0		0		0		0
Grand Total	0	0.0	0	0.0	0	0.0	0	0.0	0

**5. BREAK DOWN**

Budget Object Class/Job Class	Gov Rec GR DOLLARS	Gov Rec GR FTE	Gov Rec FED DOLLARS	Gov Rec FED FTE	Gov Rec OTHER DOLLARS	Gov Rec OTHER FTE	Gov Rec TOTAL DOLLARS	Gov Rec TOTAL FTE	Gov Rec One-Time DOLLARS
008029	207,000	3.00	207,000	3.00			\$414,000	6.00	
005249	230,000	5.00	230,000	5.00			\$460,000	10.00	
008202	345,000	5.00	345,000	5.00			\$690,000	10.00	
Total PS	\$782,000	13.00	\$782,000	13.00	0	0.00	\$1,564,000	26.00	0
190	\$120,375		\$120,375				\$240,750		\$150,000
400	\$40,125		\$40,125				\$80,250		\$50,000
Total EE	\$160,500		\$160,500		0		\$321,000		\$200,000
Program Distributions	(\$54,582,939)		\$1,625,361,104		(\$30,473,584)		\$1,540,304,581		
Total PSD	(\$54,582,939)		\$1,625,361,104		(\$30,473,584)		\$1,540,304,581		0
Transfers					0		0		0
Total TRF	0		0		0		0		0
Grand Total	(\$53,640,439)	13.00	\$1,626,303,604	13.00	(\$30,473,584)	0.00	\$1,542,189,581	26.00	\$200,000



**6. PERFORMANCE MEASURES (If new decision item has an associated core, separately identify projected performance with & without additional funding.)**

**6a. Provide an effectiveness measure.**

N/A

**6b. Provide an efficiency measure.**

N/A

**6c. Provide the number of clients/individuals served, if applicable.**

N/A

**6d. Provide a customer satisfaction measure, if available.**

N/A

**7. STRATEGIES TO ACHIEVE THE PERFORMANCE MEASUREMENT TARGETS:**

N/A

**DECISION ITEM DETAIL**

Budget Unit	FY 2013	FY 2013	FY 2014	FY 2014	FY 2015	FY 2015	FY 2015	FY 2015
Decision Item	ACTUAL	ACTUAL	BUDGET	BUDGET	DEPT REQ	DEPT REQ	GOV REC	GOV REC
Budget Object Class	DOLLAR	FTE	DOLLAR	FTE	DOLLAR	FTE	DOLLAR	FTE
<b>MO HEALTHNET ADMIN</b>								
<b>Medicaid expansion - 1886019</b>								
PROGRAM DEVELOPMENT SPEC	0	0.00	0	0.00	0	0.00	400,000	10.00
FISCAL & ADMINISTRATIVE MGR B2	0	0.00	0	0.00	0	0.00	360,000	6.00
SOCIAL SERVICES MNGR, BAND 2	0	0.00	0	0.00	0	0.00	804,000	10.00
TOTAL - PS	0	0.00	0	0.00	0	0.00	1,564,000	26.00
SUPPLIES	0	0.00	0	0.00	0	0.00	240,750	0.00
PROFESSIONAL SERVICES	0	0.00	0	0.00	0	0.00	80,250	0.00
TOTAL - EE	0	0.00	0	0.00	0	0.00	321,000	0.00
<b>GRAND TOTAL</b>	<b>\$0</b>	<b>0.00</b>	<b>\$0</b>	<b>0.00</b>	<b>\$0</b>	<b>0.00</b>	<b>\$1,885,000</b>	<b>26.00</b>
GENERAL REVENUE	\$0	0.00	\$0	0.00	\$0	0.00	\$942,500	13.00
FEDERAL FUNDS	\$0	0.00	\$0	0.00	\$0	0.00	\$942,500	13.00
OTHER FUNDS	\$0	0.00	\$0	0.00	\$0	0.00	\$0	0.00

**DECISION ITEM DETAIL**

Budget Unit	FY 2013	FY 2013	FY 2014	FY 2014	FY 2015	FY 2015	FY 2015	FY 2015
Decision Item	ACTUAL	ACTUAL	BUDGET	BUDGET	DEPT REQ	DEPT REQ	GOV REC	GOV REC
Budget Object Class	DOLLAR	FTE	DOLLAR	FTE	DOLLAR	FTE	DOLLAR	FTE
<b>INFORMATION SYSTEMS</b>								
<b>Medicaid expansion - 1886019</b>								
PROGRAM DISTRIBUTIONS	0	0.00	0	0.00	0	0.00	5,850,000	0.00
TOTAL - PD	0	0.00	0	0.00	0	0.00	5,850,000	0.00
<b>GRAND TOTAL</b>	<b>\$0</b>	<b>0.00</b>	<b>\$0</b>	<b>0.00</b>	<b>\$0</b>	<b>0.00</b>	<b>\$5,850,000</b>	<b>0.00</b>
GENERAL REVENUE	\$0	0.00	\$0	0.00	\$0	0.00	\$585,000	0.00
FEDERAL FUNDS	\$0	0.00	\$0	0.00	\$0	0.00	\$5,265,000	0.00
OTHER FUNDS	\$0	0.00	\$0	0.00	\$0	0.00	\$0	0.00

**DECISION ITEM DETAIL**

Budget Unit	FY 2013	FY 2013	FY 2014	FY 2014	FY 2015	FY 2015	FY 2015	FY 2015
Decision Item	ACTUAL	ACTUAL	BUDGET	BUDGET	DEPT REQ	DEPT REQ	GOV REC	GOV REC
Budget Object Class	DOLLAR	FTE	DOLLAR	FTE	DOLLAR	FTE	DOLLAR	FTE
<b>PHARMACY</b>								
Medicaid expansion - 1886019								
PROGRAM DISTRIBUTIONS	0	0.00	0	0.00	0	0.00	(19,823,392)	0.00
TOTAL - PD	0	0.00	0	0.00	0	0.00	(19,823,392)	0.00
<b>GRAND TOTAL</b>	<b>\$0</b>	<b>0.00</b>	<b>\$0</b>	<b>0.00</b>	<b>\$0</b>	<b>0.00</b>	<b>(\$19,823,392)</b>	<b>0.00</b>
GENERAL REVENUE	\$0	0.00	\$0	0.00	\$0	0.00		0.00
FEDERAL FUNDS	\$0	0.00	\$0	0.00	\$0	0.00		0.00
OTHER FUNDS	\$0	0.00	\$0	0.00	\$0	0.00		0.00

**DECISION ITEM DETAIL**

Budget Unit	FY 2013	FY 2013	FY 2014	FY 2014	FY 2015	FY 2015	FY 2015	FY 2015
Decision Item	ACTUAL	ACTUAL	BUDGET	BUDGET	DEPT REQ	DEPT REQ	GOV REC	GOV REC
Budget Object Class	DOLLAR	FTE	DOLLAR	FTE	DOLLAR	FTE	DOLLAR	FTE
<b>PHYSICIAN RELATED PROF</b>								
<b>Medicaid expansion - 1886019</b>								
PROGRAM DISTRIBUTIONS	0	0.00	0	0.00	0	0.00	(11,002,715)	0.00
TOTAL - PD	0	0.00	0	0.00	0	0.00	(11,002,715)	0.00
<b>GRAND TOTAL</b>	<b>\$0</b>	<b>0.00</b>	<b>\$0</b>	<b>0.00</b>	<b>\$0</b>	<b>0.00</b>	<b>(\$11,002,715)</b>	<b>0.00</b>
GENERAL REVENUE	\$0	0.00	\$0	0.00	\$0	0.00		0.00
FEDERAL FUNDS	\$0	0.00	\$0	0.00	\$0	0.00		0.00
OTHER FUNDS	\$0	0.00	\$0	0.00	\$0	0.00		0.00

**DECISION ITEM DETAIL**

Budget Unit	FY 2013	FY 2013	FY 2014	FY 2014	FY 2015	FY 2015	FY 2015	FY 2015
Decision Item	ACTUAL	ACTUAL	BUDGET	BUDGET	DEPT REQ	DEPT REQ	GOV REC	GOV REC
Budget Object Class	DOLLAR	FTE	DOLLAR	FTE	DOLLAR	FTE	DOLLAR	FTE
<b>DENTAL</b>								
<b>Medicaid expansion - 1886019</b>								
PROGRAM DISTRIBUTIONS	0	0.00	0	0.00	0	0.00	(199,476)	0.00
TOTAL - PD	0	0.00	0	0.00	0	0.00	(199,476)	0.00
<b>GRAND TOTAL</b>	<b>\$0</b>	<b>0.00</b>	<b>\$0</b>	<b>0.00</b>	<b>\$0</b>	<b>0.00</b>	<b>(\$199,476)</b>	<b>0.00</b>
GENERAL REVENUE	\$0	0.00	\$0	0.00	\$0	0.00		0.00
FEDERAL FUNDS	\$0	0.00	\$0	0.00	\$0	0.00		0.00
OTHER FUNDS	\$0	0.00	\$0	0.00	\$0	0.00		0.00

**DECISION ITEM DETAIL**

Budget Unit	FY 2013	FY 2013	FY 2014	FY 2014	FY 2015	FY 2015	FY 2015	FY 2015
Decision Item	ACTUAL	ACTUAL	BUDGET	BUDGET	DEPT REQ	DEPT REQ	GOV REC	GOV REC
Budget Object Class	DOLLAR	FTE	DOLLAR	FTE	DOLLAR	FTE	DOLLAR	FTE
<b>PREMIUM PAYMENTS</b>								
Medicaid expansion - 1886019								
PROGRAM DISTRIBUTIONS	0	0.00	0	0.00	0	0.00	(744,484)	0.00
TOTAL - PD	0	0.00	0	0.00	0	0.00	(744,484)	0.00
<b>GRAND TOTAL</b>	<b>\$0</b>	<b>0.00</b>	<b>\$0</b>	<b>0.00</b>	<b>\$0</b>	<b>0.00</b>	<b>(\$744,484)</b>	<b>0.00</b>
GENERAL REVENUE	\$0	0.00	\$0	0.00	\$0	0.00		0.00
FEDERAL FUNDS	\$0	0.00	\$0	0.00	\$0	0.00		0.00
OTHER FUNDS	\$0	0.00	\$0	0.00	\$0	0.00		0.00

**DECISION ITEM DETAIL**

Budget Unit	FY 2013	FY 2013	FY 2014	FY 2014	FY 2015	FY 2015	FY 2015	FY 2015
Decision Item	ACTUAL	ACTUAL	BUDGET	BUDGET	DEPT REQ	DEPT REQ	GOV REC	GOV REC
Budget Object Class	DOLLAR	FTE	DOLLAR	FTE	DOLLAR	FTE	DOLLAR	FTE
<b>NURSING FACILITIES</b>								
<b>Medicaid expansion - 1886019</b>								
PROGRAM DISTRIBUTIONS	0	0.00	0	0.00	0	0.00	(2,382,227)	0.00
TOTAL - PD	0	0.00	0	0.00	0	0.00	(2,382,227)	0.00
<b>GRAND TOTAL</b>	<b>\$0</b>	<b>0.00</b>	<b>\$0</b>	<b>0.00</b>	<b>\$0</b>	<b>0.00</b>	<b>(\$2,382,227)</b>	<b>0.00</b>
GENERAL REVENUE	\$0	0.00	\$0	0.00	\$0	0.00		0.00
FEDERAL FUNDS	\$0	0.00	\$0	0.00	\$0	0.00		0.00
OTHER FUNDS	\$0	0.00	\$0	0.00	\$0	0.00		0.00



**DECISION ITEM DETAIL**

Budget Unit	FY 2013	FY 2013	FY 2014	FY 2014	FY 2015	FY 2015	FY 2015	FY 2015
Decision Item	ACTUAL	ACTUAL	BUDGET	BUDGET	DEPT REQ	DEPT REQ	GOV REC	GOV REC
Budget Object Class	DOLLAR	FTE	DOLLAR	FTE	DOLLAR	FTE	DOLLAR	FTE
<b>HOME HEALTH</b>								
<b>Medicaid expansion - 1886019</b>								
PROGRAM DISTRIBUTIONS	0	0.00	0	0.00	0	0.00	(697,054)	0.00
TOTAL - PD	0	0.00	0	0.00	0	0.00	(697,054)	0.00
<b>GRAND TOTAL</b>	<b>\$0</b>	<b>0.00</b>	<b>\$0</b>	<b>0.00</b>	<b>\$0</b>	<b>0.00</b>	<b>(\$697,054)</b>	<b>0.00</b>
GENERAL REVENUE	\$0	0.00	\$0	0.00	\$0	0.00		0.00
FEDERAL FUNDS	\$0	0.00	\$0	0.00	\$0	0.00		0.00
OTHER FUNDS	\$0	0.00	\$0	0.00	\$0	0.00		0.00

**DECISION ITEM DETAIL**

Budget Unit	FY 2013	FY 2013	FY 2014	FY 2014	FY 2015	FY 2015	FY 2015	FY 2015
Decision Item	ACTUAL	ACTUAL	BUDGET	BUDGET	DEPT REQ	DEPT REQ	GOV REC	GOV REC
Budget Object Class	DOLLAR	FTE	DOLLAR	FTE	DOLLAR	FTE	DOLLAR	FTE
<b>REHAB AND SPECIALTY SERVICES</b>								
<b>Medicaid expansion - 1886019</b>								
PROGRAM DISTRIBUTIONS	0	0.00	0	0.00	0	0.00	(1,636,520)	0.00
TOTAL - PD	0	0.00	0	0.00	0	0.00	(1,636,520)	0.00
<b>GRAND TOTAL</b>	<b>\$0</b>	<b>0.00</b>	<b>\$0</b>	<b>0.00</b>	<b>\$0</b>	<b>0.00</b>	<b>(\$1,636,520)</b>	<b>0.00</b>
GENERAL REVENUE	\$0	0.00	\$0	0.00	\$0	0.00		0.00
FEDERAL FUNDS	\$0	0.00	\$0	0.00	\$0	0.00		0.00
OTHER FUNDS	\$0	0.00	\$0	0.00	\$0	0.00		0.00

**DECISION ITEM DETAIL**

Budget Unit	FY 2013	FY 2013	FY 2014	FY 2014	FY 2015	FY 2015	FY 2015	FY 2015
Decision Item	ACTUAL	ACTUAL	BUDGET	BUDGET	DEPT REQ	DEPT REQ	GOV REC	GOV REC
Budget Object Class	DOLLAR	FTE	DOLLAR	FTE	DOLLAR	FTE	DOLLAR	FTE
<b>NON-EMERGENCY TRANSPORT</b>								
Medicaid expansion - 1886019								
PROGRAM DISTRIBUTIONS	0	0.00	0	0.00	0	0.00	(172,516)	0.00
<b>TOTAL - PD</b>	<b>0</b>	<b>0.00</b>	<b>0</b>	<b>0.00</b>	<b>0</b>	<b>0.00</b>	<b>(172,516)</b>	<b>0.00</b>
<b>GRAND TOTAL</b>	<b>\$0</b>	<b>0.00</b>	<b>\$0</b>	<b>0.00</b>	<b>\$0</b>	<b>0.00</b>	<b>(\$172,516)</b>	<b>0.00</b>
GENERAL REVENUE	\$0	0.00	\$0	0.00	\$0	0.00		0.00
FEDERAL FUNDS	\$0	0.00	\$0	0.00	\$0	0.00		0.00
OTHER FUNDS	\$0	0.00	\$0	0.00	\$0	0.00		0.00

**DECISION ITEM DETAIL**

Budget Unit	FY 2013	FY 2013	FY 2014	FY 2014	FY 2015	FY 2015	FY 2015	FY 2015
Decision Item	ACTUAL	ACTUAL	BUDGET	BUDGET	DEPT REQ	DEPT REQ	GOV REC	GOV REC
Budget Object Class	DOLLAR	FTE	DOLLAR	FTE	DOLLAR	FTE	DOLLAR	FTE
<b>MANAGED CARE</b>								
<b>Medicaid expansion - 1886019</b>								
PROGRAM DISTRIBUTIONS	0	0.00	0	0.00	0	0.00	(28,972,237)	0.00
TOTAL - PD	0	0.00	0	0.00	0	0.00	(28,972,237)	0.00
<b>GRAND TOTAL</b>	<b>\$0</b>	<b>0.00</b>	<b>\$0</b>	<b>0.00</b>	<b>\$0</b>	<b>0.00</b>	<b>(\$28,972,237)</b>	<b>0.00</b>
GENERAL REVENUE	\$0	0.00	\$0	0.00	\$0	0.00		0.00
FEDERAL FUNDS	\$0	0.00	\$0	0.00	\$0	0.00		0.00
OTHER FUNDS	\$0	0.00	\$0	0.00	\$0	0.00		0.00

**DECISION ITEM DETAIL**

Budget Unit	FY 2013	FY 2013	FY 2014	FY 2014	FY 2015	FY 2015	FY 2015	FY 2015
Decision Item	ACTUAL	ACTUAL	BUDGET	BUDGET	DEPT REQ	DEPT REQ	GOV REC	GOV REC
Budget Object Class	DOLLAR	FTE	DOLLAR	FTE	DOLLAR	FTE	DOLLAR	FTE
<b>HOSPITAL CARE</b>								
<b>Medicaid expansion - 1886019</b>								
PROGRAM DISTRIBUTIONS	0	0.00	0	0.00	0	0.00	(33,602,417)	0.00
TOTAL - PD	0	0.00	0	0.00	0	0.00	(33,602,417)	0.00
<b>GRAND TOTAL</b>	<b>\$0</b>	<b>0.00</b>	<b>\$0</b>	<b>0.00</b>	<b>\$0</b>	<b>0.00</b>	<b>(\$33,602,417)</b>	<b>0.00</b>
GENERAL REVENUE	\$0	0.00	\$0	0.00	\$0	0.00		0.00
FEDERAL FUNDS	\$0	0.00	\$0	0.00	\$0	0.00		0.00
OTHER FUNDS	\$0	0.00	\$0	0.00	\$0	0.00		0.00

**DECISION ITEM DETAIL**

Budget Unit	FY 2013	FY 2013	FY 2014	FY 2014	FY 2015	FY 2015	FY 2015	FY 2015
Decision Item	ACTUAL	ACTUAL	BUDGET	BUDGET	DEPT REQ	DEPT REQ	GOV REC	GOV REC
Budget Object Class	DOLLAR	FTE	DOLLAR	FTE	DOLLAR	FTE	DOLLAR	FTE
<b>WOMEN'S HEALTH SRVC</b>								
<b>Medicaid expansion - 1886019</b>								
PROGRAM DISTRIBUTIONS	0	0.00	0	0.00	0	0.00	(765,108)	0.00
TOTAL - PD	0	0.00	0	0.00	0	0.00	(765,108)	0.00
<b>GRAND TOTAL</b>	<b>\$0</b>	<b>0.00</b>	<b>\$0</b>	<b>0.00</b>	<b>\$0</b>	<b>0.00</b>	<b>(\$765,108)</b>	<b>0.00</b>
GENERAL REVENUE	\$0	0.00	\$0	0.00	\$0	0.00		0.00
FEDERAL FUNDS	\$0	0.00	\$0	0.00	\$0	0.00		0.00
OTHER FUNDS	\$0	0.00	\$0	0.00	\$0	0.00		0.00

**DECISION ITEM DETAIL**

Budget Unit	FY 2013	FY 2013	FY 2014	FY 2014	FY 2015	FY 2015	FY 2015	FY 2015
Decision Item	ACTUAL	ACTUAL	BUDGET	BUDGET	DEPT REQ	DEPT REQ	GOV REC	GOV REC
Budget Object Class	DOLLAR	FTE	DOLLAR	FTE	DOLLAR	FTE	DOLLAR	FTE
<b>CHILDREN'S HEALTH INS PROGRAM</b>								
Medicaid expansion - 1886019								
PROGRAM DISTRIBUTIONS	0	0.00	0	0.00	0	0.00	(9,808,765)	0.00
TOTAL - PD	0	0.00	0	0.00	0	0.00	(9,808,765)	0.00
<b>GRAND TOTAL</b>	<b>\$0</b>	<b>0.00</b>	<b>\$0</b>	<b>0.00</b>	<b>\$0</b>	<b>0.00</b>	<b>(\$9,808,765)</b>	<b>0.00</b>
GENERAL REVENUE	\$0	0.00	\$0	0.00	\$0	0.00		0.00
FEDERAL FUNDS	\$0	0.00	\$0	0.00	\$0	0.00		0.00
OTHER FUNDS	\$0	0.00	\$0	0.00	\$0	0.00		0.00

**DECISION ITEM DETAIL**

Budget Unit Decision Item Budget Object Class	FY 2013 ACTUAL DOLLAR	FY 2013 ACTUAL FTE	FY 2014 BUDGET DOLLAR	FY 2014 BUDGET FTE	FY 2015 DEPT REQ DOLLAR	FY 2015 DEPT REQ FTE	FY 2015 GOV REC DOLLAR	FY 2015 GOV REC FTE
<b>TRANSITIONAL MEDICAID</b>								
Medicaid expansion - 1886019								
PROGRAM DISTRIBUTIONS	0	0.00	0	0.00	0	0.00	1,642,736,262	0.00
TOTAL - PD	0	0.00	0	0.00	0	0.00	1,642,736,262	0.00
<b>GRAND TOTAL</b>	<b>\$0</b>	<b>0.00</b>	<b>\$0</b>	<b>0.00</b>	<b>\$0</b>	<b>0.00</b>	<b>\$1,642,736,262</b>	<b>0.00</b>
GENERAL REVENUE	\$0	0.00	\$0	0.00	\$0	0.00	\$0	0.00
FEDERAL FUNDS	\$0	0.00	\$0	0.00	\$0	0.00	\$1,642,736,262	0.00
OTHER FUNDS	\$0	0.00	\$0	0.00	\$0	0.00	\$0	0.00



**DECISION ITEM DETAIL**

Budget Unit	FY 2013	FY 2013	FY 2014	FY 2014	FY 2015	FY 2015	FY 2015	FY 2015
Decision Item	ACTUAL	ACTUAL	BUDGET	BUDGET	DEPT REQ	DEPT REQ	GOV REC	GOV REC
Budget Object Class	DOLLAR	FTE	DOLLAR	FTE	DOLLAR	FTE	DOLLAR	FTE
<b>BLIND PENSION MEDICAL BENEFITS</b>								
<b>Medicaid expansion - 1886019</b>								
PROGRAM DISTRIBUTIONS	0	0.00	0	0.00	0	0.00	(559,770)	0.00
TOTAL - PD	0	0.00	0	0.00	0	0.00	(559,770)	0.00
<b>GRAND TOTAL</b>	<b>\$0</b>	<b>0.00</b>	<b>\$0</b>	<b>0.00</b>	<b>\$0</b>	<b>0.00</b>	<b>(\$559,770)</b>	<b>0.00</b>
GENERAL REVENUE	\$0	0.00	\$0	0.00	\$0	0.00		0.00
FEDERAL FUNDS	\$0	0.00	\$0	0.00	\$0	0.00		0.00
OTHER FUNDS	\$0	0.00	\$0	0.00	\$0	0.00		0.00

**DECISION ITEM DETAIL**

Budget Unit	FY 2013	FY 2013	FY 2014	FY 2014	FY 2015	FY 2015	FY 2015	FY 2015
Decision Item	ACTUAL	ACTUAL	BUDGET	BUDGET	DEPT REQ	DEPT REQ	GOV REC	GOV REC
Budget Object Class	DOLLAR	FTE	DOLLAR	FTE	DOLLAR	FTE	DOLLAR	FTE
<b>IM FIELD STAFF/OPS</b>								
<b>Medicaid expansion - 1886019</b>								
PROGRAM DISTRIBUTIONS	0	0.00	0	0.00	0	0.00	2,085,000	0.00
TOTAL - PD	0	0.00	0	0.00	0	0.00	2,085,000	0.00
<b>GRAND TOTAL</b>	<b>\$0</b>	<b>0.00</b>	<b>\$0</b>	<b>0.00</b>	<b>\$0</b>	<b>0.00</b>	<b>\$2,085,000</b>	<b>0.00</b>
GENERAL REVENUE	\$0	0.00	\$0	0.00	\$0	0.00	\$1,042,500	0.00
FEDERAL FUNDS	\$0	0.00	\$0	0.00	\$0	0.00	\$1,042,500	0.00
OTHER FUNDS	\$0	0.00	\$0	0.00	\$0	0.00	\$0	0.00



**DECISION ITEM SUMMARY**

Budget Unit	FY 2013	FY 2013	FY 2014	FY 2014	FY 2015	FY 2015	FY 2015	FY 2015
Decision Item	ACTUAL	ACTUAL	BUDGET	BUDGET	DEPT REQ	DEPT REQ	GOV REC	GOV REC
Budget Object Summary	DOLLAR	FTE	DOLLAR	FTE	DOLLAR	FTE	DOLLAR	FTE
Fund	DOLLAR	FTE	DOLLAR	FTE	DOLLAR	FTE	DOLLAR	FTE
<b>MO HEALTHNET ADMIN</b>								
<b>CORE</b>								
<b>PERSONAL SERVICES</b>								
GENERAL REVENUE	2,639,054	61.91	2,742,689	64.53	2,742,689	64.53	2,742,689	64.53
DEPT OF SOC SERV FEDERAL & OTH	4,916,297	115.33	5,331,318	124.97	5,331,318	124.97	5,331,318	124.97
THIRD PARTY LIABILITY COLLECT	378,787	8.96	383,479	12.29	383,479	12.29	383,479	12.29
FEDERAL REIMBURSEMENT ALLOWANCE	90,315	2.06	94,248	2.00	94,248	2.00	94,248	2.00
PHARMACY REIMBURSEMENT ALLOWAN	25,447	0.59	25,681	0.50	25,681	0.50	25,681	0.50
NURSING FAC QUALITY OF CARE	81,340	1.92	82,844	2.45	82,844	2.45	82,844	2.45
HEALTH INITIATIVES	299,318	7.06	415,104	9.87	415,104	9.87	415,104	9.87
MISSOURI RX PLAN FUND	313,755	7.89	747,953	17.00	747,953	17.00	747,953	17.00
AMBULANCE SERVICE REIMB ALLOW	17,466	0.42	17,680	0.50	17,680	0.50	17,680	0.50
TOTAL - PS	8,761,779	206.14	9,840,996	234.11	9,840,996	234.11	9,840,996	234.11
<b>EXPENSE &amp; EQUIPMENT</b>								
GENERAL REVENUE	767,616	0.00	785,868	0.00	785,868	0.00	785,868	0.00
DEPT OF SOC SERV FEDERAL & OTH	2,814,524	0.00	3,391,496	0.00	3,391,496	0.00	3,391,496	0.00
THIRD PARTY LIABILITY COLLECT	421,859	0.00	488,041	0.00	488,041	0.00	488,041	0.00
FEDERAL REIMBURSEMENT ALLOWANCE	0	0.00	7,708	0.00	7,708	0.00	7,708	0.00
PHARMACY REIMBURSEMENT ALLOWAN	356	0.00	356	0.00	356	0.00	356	0.00
NURSING FAC QUALITY OF CARE	10,281	0.00	10,281	0.00	10,281	0.00	10,281	0.00
HEALTH INITIATIVES	30,443	0.00	41,385	0.00	41,385	0.00	41,385	0.00
MISSOURI RX PLAN FUND	0	0.00	55,553	0.00	55,553	0.00	55,553	0.00
AMBULANCE SERVICE REIMB ALLOW	3,466	0.00	3,466	0.00	3,466	0.00	3,466	0.00
TOTAL - EE	4,048,545	0.00	4,784,154	0.00	4,784,154	0.00	4,784,154	0.00
<b>PROGRAM-SPECIFIC</b>								
DEPT OF SOC SERV FEDERAL & OTH	0	0.00	1,030	0.00	1,030	0.00	1,030	0.00
TOTAL - PD	0	0.00	1,030	0.00	1,030	0.00	1,030	0.00
<b>TOTAL</b>	<b>12,810,324</b>	<b>206.14</b>	<b>14,626,180</b>	<b>234.11</b>	<b>14,626,180</b>	<b>234.11</b>	<b>14,626,180</b>	<b>234.11</b>
<b>Pay Plan FY14-Cost to Continue - 0000014</b>								
<b>PERSONAL SERVICES</b>								
GENERAL REVENUE	0	0.00	0	0.00	16,144	0.00	16,144	0.00
DEPT OF SOC SERV FEDERAL & OTH	0	0.00	0	0.00	31,252	0.00	31,252	0.00
THIRD PARTY LIABILITY COLLECT	0	0.00	0	0.00	3,083	0.00	3,083	0.00
FEDERAL REIMBURSEMENT ALLOWANCE	0	0.00	0	0.00	510	0.00	510	0.00

1/21/14 18:58

im\_disummary

**DECISION ITEM SUMMARY**

Budget Unit									
Decision Item	FY 2013	FY 2013	FY 2014	FY 2014	FY 2015	FY 2015	FY 2015	FY 2015	FY 2015
Budget Object Summary	ACTUAL	ACTUAL	BUDGET	BUDGET	DEPT REQ	DEPT REQ	GOV REC	GOV REC	GOV REC
Fund	DOLLAR	FTE	DOLLAR	FTE	DOLLAR	FTE	DOLLAR	FTE	FTE
<b>MO HEALTHNET ADMIN</b>									
<b>Pay Plan FY14-Cost to Continue - 0000014</b>									
PERSONAL SERVICES									
PHARMACY REIMBURSEMENT ALLOWAN	0	0.00	0	0.00	133	0.00	133	0.00	0.00
NURSING FAC QUALITY OF CARE	0	0.00	0	0.00	624	0.00	624	0.00	0.00
HEALTH INITIATIVES	0	0.00	0	0.00	2,475	0.00	2,475	0.00	0.00
MISSOURI RX PLAN FUND	0	0.00	0	0.00	4,256	0.00	4,256	0.00	0.00
AMBULANCE SERVICE REIMB ALLOW	0	0.00	0	0.00	125	0.00	125	0.00	0.00
TOTAL - PS	0	0.00	0	0.00	58,602	0.00	58,602	0.00	0.00
<b>TOTAL</b>	<b>0</b>	<b>0.00</b>	<b>0</b>	<b>0.00</b>	<b>58,602</b>	<b>0.00</b>	<b>58,602</b>	<b>0.00</b>	<b>0.00</b>
<b>Pay Plan FY15-COLA - 0000015</b>									
PERSONAL SERVICES									
GENERAL REVENUE	0	0.00	0	0.00	0	0.00	37,981	0.00	0.00
DEPT OF SOC SERV FEDERAL & OTH	0	0.00	0	0.00	0	0.00	73,817	0.00	0.00
THIRD PARTY LIABILITY COLLECT	0	0.00	0	0.00	0	0.00	5,320	0.00	0.00
FEDERAL REIMBURSEMENT ALLOWANCE	0	0.00	0	0.00	0	0.00	1,304	0.00	0.00
PHARMACY REIMBURSEMENT ALLOWAN	0	0.00	0	0.00	0	0.00	354	0.00	0.00
NURSING FAC QUALITY OF CARE	0	0.00	0	0.00	0	0.00	1,148	0.00	0.00
HEALTH INITIATIVES	0	0.00	0	0.00	0	0.00	5,744	0.00	0.00
MISSOURI RX PLAN FUND	0	0.00	0	0.00	0	0.00	10,354	0.00	0.00
AMBULANCE SERVICE REIMB ALLOW	0	0.00	0	0.00	0	0.00	246	0.00	0.00
TOTAL - PS	0	0.00	0	0.00	0	0.00	136,268	0.00	0.00
<b>TOTAL</b>	<b>0</b>	<b>0.00</b>	<b>0</b>	<b>0.00</b>	<b>0</b>	<b>0.00</b>	<b>136,268</b>	<b>0.00</b>	<b>0.00</b>
<b>PAB Recommended Position Incrs - 0000016</b>									
PERSONAL SERVICES									
GENERAL REVENUE	0	0.00	0	0.00	0	0.00	3,374	0.00	0.00
DEPT OF SOC SERV FEDERAL & OTH	0	0.00	0	0.00	0	0.00	6,228	0.00	0.00
THIRD PARTY LIABILITY COLLECT	0	0.00	0	0.00	0	0.00	357	0.00	0.00
FEDERAL REIMBURSEMENT ALLOWANCE	0	0.00	0	0.00	0	0.00	68	0.00	0.00
PHARMACY REIMBURSEMENT ALLOWAN	0	0.00	0	0.00	0	0.00	17	0.00	0.00
NURSING FAC QUALITY OF CARE	0	0.00	0	0.00	0	0.00	85	0.00	0.00
HEALTH INITIATIVES	0	0.00	0	0.00	0	0.00	272	0.00	0.00
MISSOURI RX PLAN FUND	0	0.00	0	0.00	0	0.00	529	0.00	0.00

1/21/14 18:58

im\_disummary

**DECISION ITEM SUMMARY**

Budget Unit								
Decision Item	FY 2013	FY 2013	FY 2014	FY 2014	FY 2015	FY 2015	FY 2015	FY 2015
Budget Object Summary	ACTUAL	ACTUAL	BUDGET	BUDGET	DEPT REQ	DEPT REQ	GOV REC	GOV REC
Fund	DOLLAR	FTE	DOLLAR	FTE	DOLLAR	FTE	DOLLAR	FTE
<b>MO HEALTHNET ADMIN</b>								
<b>PAB Recommended Position Incrs - 0000016</b>								
PERSONAL SERVICES								
AMBULANCE SERVICE REIMB ALLOW	0	0.00	0	0.00	0	0.00	68	0.00
TOTAL - PS	0	0.00	0	0.00	0	0.00	10,998	0.00
<b>TOTAL</b>	<b>0</b>	<b>0.00</b>	<b>0</b>	<b>0.00</b>	<b>0</b>	<b>0.00</b>	<b>10,998</b>	<b>0.00</b>
<b>Medicaid expansion - 1886019</b>								
PERSONAL SERVICES								
GENERAL REVENUE	0	0.00	0	0.00	0	0.00	782,000	13.00
DEPT OF SOC SERV FEDERAL & OTH	0	0.00	0	0.00	0	0.00	782,000	13.00
TOTAL - PS	0	0.00	0	0.00	0	0.00	1,564,000	26.00
EXPENSE & EQUIPMENT								
GENERAL REVENUE	0	0.00	0	0.00	0	0.00	160,500	0.00
DEPT OF SOC SERV FEDERAL & OTH	0	0.00	0	0.00	0	0.00	160,500	0.00
TOTAL - EE	0	0.00	0	0.00	0	0.00	321,000	0.00
<b>TOTAL</b>	<b>0</b>	<b>0.00</b>	<b>0</b>	<b>0.00</b>	<b>0</b>	<b>0.00</b>	<b>1,885,000</b>	<b>26.00</b>
<b>GRAND TOTAL</b>	<b>\$12,810,324</b>	<b>206.14</b>	<b>\$14,626,180</b>	<b>234.11</b>	<b>\$14,684,782</b>	<b>234.11</b>	<b>\$16,717,048</b>	<b>260.11</b>

**CORE DECISION ITEM**

Department: Social Services  
 Division: MO HealthNet  
 Core: MO HealthNet Administration

Budget Unit: 90512C

**1. CORE FINANCIAL SUMMARY**

	FY 2015 Budget Request			
	GR	Federal	Other	Total
PS	2,742,689	5,331,318	1,766,989	9,840,996
EE	785,868	3,391,496	606,790	4,784,154
PSD	0	1,030	0	1,030
TRF				
<b>Total</b>	<b>3,528,557</b>	<b>8,723,844</b>	<b>2,373,779</b>	<b>14,626,180</b>

	FY 2015 Governor's Recommendation			
	GR	Federal	Other	Total
PS	2,742,689	5,331,318	1,766,989	9,840,996
EE	785,868	3,391,496	606,790	4,784,154
PSD	0	1,030	0	1,030
TRF				
<b>Total</b>	<b>3,528,557</b>	<b>8,723,844</b>	<b>2,373,779</b>	<b>14,626,180</b>

FTE	64.53	124.97	44.61	234.11
-----	-------	--------	-------	--------

FTE	64.53	124.97	44.61	234.11
-----	-------	--------	-------	--------

<b>Est. Fringe</b>	1,446,768	2,812,270	932,087	5,191,125
<i>Note: Fringes budgeted in House Bill 5 except for certain fringes budgeted directly to MoDOT, Highway Patrol, and Conservation.</i>				

<b>Est. Fringe</b>	1,446,768	2,812,270	932,087	5,191,125
<i>Note: Fringes budgeted in House Bill 5 except for certain fringes budgeted directly to MoDOT, Highway Patrol, and Conservation.</i>				

Other Funds: Pharmacy Reimbursement Allowance Fund (0144)  
 Health Initiatives Fund (HIF) (0275)  
 Nursing Facility Quality of Care Fund (NFQC) (0271)  
 Third Party Liability Collections Fund (TPL) (0120)  
 MO Rx Plan Fund (0779)  
 Federal Reimbursement Allowance Fund (FRA) (0142)  
 Ambulance Service Reimbursement Allowance Fund (0958)

Other Funds: Pharmacy Reimbursement Allowance Fund (0144)  
 Health Initiatives Fund (HIF) (0275)  
 Nursing Facility Quality of Care Fund (NFQC) (0271)  
 Third Party Liability Collections Fund (TPL) (0120)  
 MO Rx Plan Fund (0779)  
 Federal Reimbursement Allowance Fund (FRA) (0142)  
 Ambulance Service Reimbursement Allowance Fund (0958)

**2. CORE DESCRIPTION**

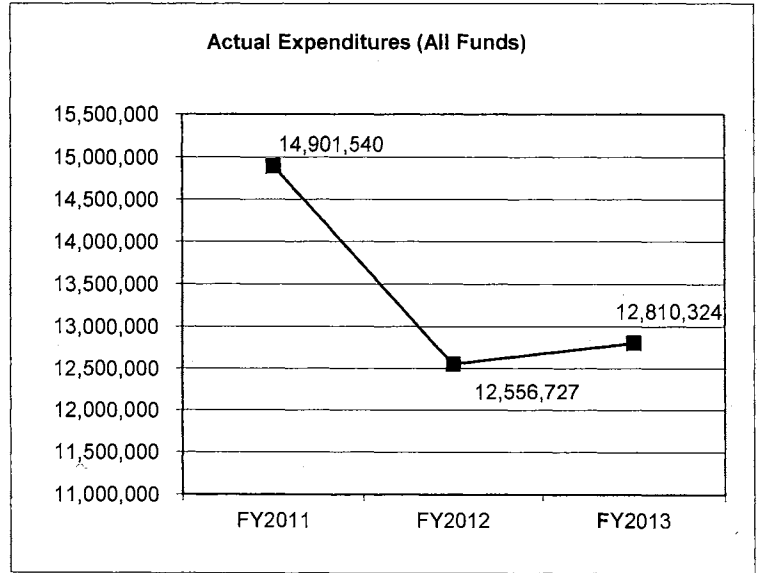
This core request is for the continued operation of the MO HealthNet program. The MO HealthNet Division seeks to aid participants and providers in their efforts to access the MO HealthNet program by utilizing administrative staffing, expense and equipment and contractor resources effectively.

**3. PROGRAM LISTING (list programs included in this core funding)**

MO HealthNet Administration

**4. FINANCIAL HISTORY**

	<b>FY2011 Actual</b>	<b>FY2012 Actual</b>	<b>FY2013 Actual</b>	<b>FY2014 Current Yr.</b>
Appropriation (All Funds)	16,444,060	13,985,715	14,127,453	14,626,180
Less Reverted (All Funds)	(199,876)	(114,262)	(115,584)	N/A
Budget Authority (All Funds)	16,244,184	13,871,453	14,011,869	N/A
Actual Expenditures (All Funds)	14,901,540	12,556,727	12,810,324	N/A
Unexpended (All Funds)	1,342,644	1,314,726	1,201,545	N/A
Unexpended, by Fund:				
General Revenue	117,586	28	27	N/A
Federal	1,004,728	694,310	634,479	N/A
Other	220,330	734,650	567,039	N/A
	<b>(1)</b>	<b>(2)</b>	<b>(3)</b>	



Reverted includes Governor's standard 3 percent reserve (when applicable) and any extraordinary withholdings.

**NOTES:**

**(1)** FY11 Agency reserve of \$730,199: Federal Funds \$456,000 in PS and \$155,152 in E&E; Federal Reimbursement Allowance Funds \$81,639 in PS; Health Initiatives Funds \$4,223 in E&E; MO Rx Plan Funds \$2,500 in PS and \$10,000 in E&E; Ambulance Service Reimbursement Allowance Funds \$17,211 in PS and \$3,474 in E&E.

**(2)** FY12 Agency reserve of \$693,652: Federal Funds \$56,000 in PS and \$637,652 in E&E; Federal Reimbursement Allowance Funds \$92,019 in PS; MO RX Plan Funds \$2,500 in PS and \$10,000 in E&E; Ambulance Service Reimbursement Allowance Funds \$17,211 in PS. \$2.35 million core transfer to new centralized MO HealthNet Medicaid Audit and Compliance section.

**(3)** FY 2013: Agency reserve of \$589,132: Federal Funds \$80,000 in PS and \$509,132 in E&E; Federal Reimbursement Allowance Funds \$7,708 in E&E; MO RX Plan Funds \$427,500 in PS and \$10,000 in E&E.



**CORE RECONCILIATION DETAIL**

**STATE**  
**MO HEALTHNET ADMIN**

**5. CORE RECONCILIATION DETAIL**

	<b>Budget Class</b>	<b>FTE</b>	<b>GR</b>	<b>Federal</b>	<b>Other</b>	<b>Total</b>	<b>Explanation</b>
<b>TAFP AFTER VETOES</b>							
	PS	234.11	2,742,689	5,331,318	1,766,989	9,840,996	
	EE	0.00	785,868	3,391,496	606,790	4,784,154	
	PD	0.00	0	1,030	0	1,030	
	<b>Total</b>	<b>234.11</b>	<b>3,528,557</b>	<b>8,723,844</b>	<b>2,373,779</b>	<b>14,626,180</b>	
<b>DEPARTMENT CORE ADJUSTMENTS</b>							
Core Reallocation	669 1670 PS	0.00	0	0	0	(0)	
Core Reallocation	669 1753 PS	0.00	0	0	0	0	
Core Reallocation	669 2849 PS	0.00	0	0	0	(0)	
Core Reallocation	669 6376 PS	0.00	0	0	0	(0)	
Core Reallocation	669 6378 PS	0.00	0	0	0	0	
Core Reallocation	669 6889 PS	0.00	0	0	0	0	
Core Reallocation	669 1387 PS	0.00	0	0	0	0	
	<b>NET DEPARTMENT CHANGES</b>	<b>0.00</b>	<b>0</b>	<b>0</b>	<b>0</b>	<b>(0)</b>	
<b>DEPARTMENT CORE REQUEST</b>							
	PS	234.11	2,742,689	5,331,318	1,766,989	9,840,996	
	EE	0.00	785,868	3,391,496	606,790	4,784,154	
	PD	0.00	0	1,030	0	1,030	
	<b>Total</b>	<b>234.11</b>	<b>3,528,557</b>	<b>8,723,844</b>	<b>2,373,779</b>	<b>14,626,180</b>	
<b>GOVERNOR'S RECOMMENDED CORE</b>							
	PS	234.11	2,742,689	5,331,318	1,766,989	9,840,996	
	EE	0.00	785,868	3,391,496	606,790	4,784,154	

**CORE RECONCILIATION DETAIL**

---

**STATE**

**MO HEALTHNET ADMIN**

---

**5. CORE RECONCILIATION DETAIL**

---

	<b>Budget Class</b>	<b>FTE</b>	<b>GR</b>	<b>Federal</b>	<b>Other</b>	<b>Total</b>	<b>Explanation</b>
<b>GOVERNOR'S RECOMMENDED CORE</b>							
	PD	0.00	0	1,030	0	1,030	
	<b>Total</b>	<b>234.11</b>	<b>3,528,557</b>	<b>8,723,844</b>	<b>2,373,779</b>	<b>14,626,180</b>	

**DECISION ITEM DETAIL**

Budget Unit	FY 2013	FY 2013	FY 2014	FY 2014	FY 2015	FY 2015	FY 2015	FY 2015
Decision Item	ACTUAL	ACTUAL	BUDGET	BUDGET	DEPT REQ	DEPT REQ	GOV REC	GOV REC
Budget Object Class	DOLLAR	FTE	DOLLAR	FTE	DOLLAR	FTE	DOLLAR	FTE
<b>MO HEALTHNET ADMIN</b>								
<b>CORE</b>								
OFFICE SUPPORT ASST (CLERICAL)	24,677	1.09	23,779	1.00	23,779	1.00	23,779	1.00
SR OFC SUPPORT ASST (CLERICAL)	0	0.00	21	0.00	0	0.00	0	0.00
ADMIN OFFICE SUPPORT ASSISTANT	171,646	5.86	207,497	7.00	207,497	7.00	207,497	7.00
OFFICE SUPPORT ASST (KEYBRD)	48,652	2.23	111,137	5.00	111,137	5.00	111,137	5.00
SR OFC SUPPORT ASST (KEYBRD)	281,276	11.13	377,776	15.00	377,797	15.00	377,797	15.00
ACCOUNT CLERK II	116,989	4.75	128,840	5.00	128,840	5.00	128,840	5.00
AUDITOR II	105,345	2.88	147,687	4.00	147,687	4.00	147,687	4.00
AUDITOR I	100,812	3.01	169,267	5.00	169,267	5.00	169,267	5.00
SENIOR AUDITOR	288,412	7.00	287,337	7.00	287,337	7.00	287,337	7.00
ACCOUNTANT I	58,446	1.94	60,843	2.00	60,843	2.00	60,843	2.00
ACCOUNTANT III	159,390	3.79	168,384	4.00	168,384	4.00	168,384	4.00
PERSONNEL OFCR I	38,660	0.92	41,268	1.00	41,268	1.00	41,268	1.00
EXECUTIVE II	35,312	1.00	35,588	1.00	35,588	1.00	35,588	1.00
MANAGEMENT ANALYSIS SPEC II	265,945	5.85	386,723	9.00	386,723	9.00	386,723	9.00
HEALTH PROGRAM REP III	15,154	0.34	45,353	1.00	0	(0.00)	0	(0.00)
PHYSICIAN	986	0.00	109,783	1.00	109,783	1.00	109,783	1.00
REGISTERED NURSE V	0	0.00	51	0.00	0	0.00	0	0.00
REGISTERED NURSE - CLIN OPERS	207,656	3.68	239,760	4.00	239,811	4.00	239,811	4.00
PROGRAM DEVELOPMENT SPEC	457,977	11.29	422,240	10.00	467,593	11.00	467,593	11.00
MEDICAID PROGRAM RELATIONS REP	166,363	3.99	164,524	4.00	164,524	4.00	164,524	4.00
CORRESPONDENCE & INFO SPEC I	690,642	19.73	674,497	19.50	674,497	19.50	674,497	19.50
MEDICAID PHARMACEUTICAL TECH	202,590	6.34	222,755	7.00	222,755	7.00	222,755	7.00
MEDICAID CLERK	193,902	6.94	228,854	8.00	228,854	8.00	228,854	8.00
MEDICAID TECHNICIAN	800,685	25.16	938,973	28.54	938,973	28.54	938,973	28.54
MEDICAID SPEC	1,018,636	26.95	1,163,660	27.99	1,163,660	27.99	1,163,660	27.99
MEDICAID UNIT SPV	398,308	9.14	544,618	11.00	544,618	11.00	544,618	11.00
FISCAL & ADMINISTRATIVE MGR B1	218,280	4.32	296,546	6.00	296,546	6.00	296,546	6.00
FISCAL & ADMINISTRATIVE MGR B2	220,748	3.53	255,245	4.00	255,245	4.00	255,245	4.00
RESEARCH MANAGER B1	42,991	0.78	54,655	1.00	54,655	1.00	54,655	1.00
SOCIAL SERVICES MGR, BAND 1	98,009	2.00	98,593	2.00	98,593	2.00	98,593	2.00
SOCIAL SERVICES MNGR, BAND 2	698,200	12.61	709,488	13.00	709,488	13.00	709,488	13.00
DESIGNATED PRINCIPAL ASST DEPT	11,510	0.15	0	0.00	0	0.00	0	0.00

**DECISION ITEM DETAIL**

Budget Unit	FY 2013	FY 2013	FY 2014	FY 2014	FY 2015	FY 2015	FY 2015	FY 2015
Decision Item	ACTUAL	ACTUAL	BUDGET	BUDGET	DEPT REQ	DEPT REQ	GOV REC	GOV REC
Budget Object Class	DOLLAR	FTE	DOLLAR	FTE	DOLLAR	FTE	DOLLAR	FTE
<b>MO HEALTHNET ADMIN</b>								
<b>CORE</b>								
DIVISION DIRECTOR	178,983	1.06	167,628	1.00	167,628	1.00	167,628	1.00
DEPUTY DIVISION DIRECTOR	89,802	1.09	89,252	1.00	89,252	1.00	89,252	1.00
DESIGNATED PRINCIPAL ASST DIV	175,885	2.08	91,890	1.08	91,890	1.08	91,890	1.08
LEGAL COUNSEL	75,709	1.05	71,825	1.00	71,825	1.00	71,825	1.00
TYPIST	5,037	0.21	0	0.00	0	0.00	0	0.00
MISCELLANEOUS PROFESSIONAL	12,186	0.13	0	0.00	0	0.00	0	0.00
CONSULTING PHYSICIAN	45,025	0.40	0	0.00	0	0.00	0	0.00
SPECIAL ASST PROFESSIONAL	964,984	9.95	998,613	13.00	998,613	13.00	998,613	13.00
SPECIAL ASST OFFICE & CLERICAL	65,873	1.53	106,046	3.00	106,046	3.00	106,046	3.00
REGISTERED NURSE	10,093	0.24	0	0.00	0	0.00	0	0.00
CONSTITUENT SERVICES LIAISON	3	0.00	0	0.00	0	0.00	0	0.00
<b>TOTAL - PS</b>	<b>8,761,779</b>	<b>206.14</b>	<b>9,840,996</b>	<b>234.11</b>	<b>9,840,996</b>	<b>234.11</b>	<b>9,840,996</b>	<b>234.11</b>
TRAVEL, IN-STATE	12,219	0.00	20,870	0.00	12,486	0.00	12,486	0.00
TRAVEL, OUT-OF-STATE	4,828	0.00	3,786	0.00	3,786	0.00	3,786	0.00
SUPPLIES	357,742	0.00	480,150	0.00	480,150	0.00	480,150	0.00
PROFESSIONAL DEVELOPMENT	119,285	0.00	64,701	0.00	73,085	0.00	73,085	0.00
COMMUNICATION SERV & SUPP	79,514	0.00	90,000	0.00	90,000	0.00	90,000	0.00
PROFESSIONAL SERVICES	3,452,743	0.00	3,826,285	0.00	3,826,381	0.00	3,826,381	0.00
M&R SERVICES	8,433	0.00	265,000	0.00	265,000	0.00	265,000	0.00
COMPUTER EQUIPMENT	0	0.00	6,490	0.00	6,488	0.00	6,488	0.00
OFFICE EQUIPMENT	11,146	0.00	8,600	0.00	8,602	0.00	8,602	0.00
OTHER EQUIPMENT	384	0.00	2,240	0.00	2,240	0.00	2,240	0.00
PROPERTY & IMPROVEMENTS	90	0.00	6,241	0.00	6,241	0.00	6,241	0.00
BUILDING LEASE PAYMENTS	0	0.00	2,821	0.00	0	0.00	0	0.00
EQUIPMENT RENTALS & LEASES	384	0.00	2,449	0.00	2,449	0.00	2,449	0.00
MISCELLANEOUS EXPENSES	1,777	0.00	4,521	0.00	7,246	0.00	7,246	0.00
<b>TOTAL - EE</b>	<b>4,048,545</b>	<b>0.00</b>	<b>4,784,154</b>	<b>0.00</b>	<b>4,784,154</b>	<b>0.00</b>	<b>4,784,154</b>	<b>0.00</b>

**DECISION ITEM DETAIL**

Budget Unit	FY 2013	FY 2013	FY 2014	FY 2014	FY 2015	FY 2015	FY 2015	FY 2015
Decision Item	ACTUAL	ACTUAL	BUDGET	BUDGET	DEPT REQ	DEPT REQ	GOV REC	GOV REC
Budget Object Class	DOLLAR	FTE	DOLLAR	FTE	DOLLAR	FTE	DOLLAR	FTE
<b>MO HEALTHNET ADMIN</b>								
<b>CORE</b>								
PROGRAM DISTRIBUTIONS	0	0.00	1,030	0.00	1,030	0.00	1,030	0.00
TOTAL - PD	0	0.00	1,030	0.00	1,030	0.00	1,030	0.00
<b>GRAND TOTAL</b>	<b>\$12,810,324</b>	<b>206.14</b>	<b>\$14,626,180</b>	<b>234.11</b>	<b>\$14,626,180</b>	<b>234.11</b>	<b>\$14,626,180</b>	<b>234.11</b>
GENERAL REVENUE	\$3,406,670	61.91	\$3,528,557	64.53	\$3,528,557	64.53	\$3,528,557	64.53
FEDERAL FUNDS	\$7,730,821	115.33	\$8,723,844	124.97	\$8,723,844	124.97	\$8,723,844	124.97
OTHER FUNDS	\$1,672,833	28.90	\$2,373,779	44.61	\$2,373,779	44.61	\$2,373,779	44.61

## PROGRAM DESCRIPTION

**Department: Social Services**

**Program Name: MO HealthNet Administration**

**Program is found in the following core budget(s): MO HealthNet Administration**

### 1. What does this program do?

In order to efficiently operate the \$8.2 billion MO HealthNet program, the MO HealthNet Division effectively utilizes its appropriated staff of 234.11 FTE. Without these staff and expense and equipment resources, the MO HealthNet program would not function. The staff running the MO HealthNet program account for less than .4% of total state employees while the MO HealthNet program comprises 34% of the total FY 2013 state operating budget of \$24.0 billion. The Administrative portion of the budget (Personal Services and Expense and Equipment) comprises less than 0.2% of the division's total budget. As of June 2013, there were a total of 868,226 participants enrolled in MO HealthNet. Participants and providers benefit from the assistance of the MO HealthNet Division's staff.

Administrative expenditures for the division consist of Personal Services and Expense and Equipment. These expenditures are driven by the operational demands of the MO HealthNet program. The division operates both a fee-for-service program and a managed care program. As of June 2013, there were 415,637 participants eligible for capitated managed care in the Eastern, Central and Western regions of the state. At the same time, fee-for-service programs with 452,589 MO HealthNet participants are being operated for those not in managed care. Administrative expenditures also include payment to contractors for professional services comprising about 84% of the administrative Expense & Equipment expenditures. Examples of professional services include consulting contracts with health care professionals to conduct utilization claim reviews to determine medical necessity of services; actuarial services; and services of an external quality reviewer as required by federal law.

The remaining 16% of administrative Expense and Equipment expenditures goes to support MO HealthNet employees for such needs as supplies, postage, and office equipment.

Personal Services The Division is structured into four major sections: (1) Program Operations; (2) Finance; (3) Evidenced-Based Decision Support Unit; and (4) Information Systems.

#### **Administration**

•**Administration** - Establishes goals, objectives, policies, and procedures; overall guidance and direction; legislative guidance on MO HealthNet issues; and final review of the budget and State Plan Amendments.

#### **Finance**

•**Financial Services and Reporting** - Manages the financial procedures of the division; creates internal expenditure reports; prepares adjustments to claims; receives and deposits payments; manages provider account receivables and 1099 information; and manages lock box, automatic withdrawals and cash deposits for CHIP and spenddown pay-in cases.

•**Waiver Financing and Rate Setting** - Develops capitation rates with actuary for Managed Care Program, NEMT and PACE. Prepares federal budget neutrality reports.

•**Institutional Reimbursement** - Calculates hospital inpatient and outpatient rates and FQHC/RHC reimbursements; sets nursing home reimbursement rates; and administers hospital, nursing facility and ICF/MR provider taxes.

•**Financial Reporting and Budget** - Develops and tracks the division's annual budget request; prepares fiscal notes and program projections; prepares quarterly estimates and expenditure reports required by CMS; prepares legislative bill reviews; and processes accounts payable for the division.

•**Pharmacy Fiscal** - Develops and tracks the Pharmacy budget; prepares fiscal notes, legislative bill reviews and projections for the Pharmacy program; and administers the pharmacy tax.

•**Cost Recovery and Audit Services** - Administers a program to offset MO HealthNet expenditures when participants have third party coverage; MMAC liaison; and provides audit support.

\*Over FY2014, MHD will be reviewing opportunities through the financial components of the new eligibility and enrollment system to automate cost recovery and premium collections processes.

## Program Operations

•**Managed Care** - Contract compliance, development and operations of the Managed Care Program.

•**Clinical Program Operations** - Provides day-to-day oversight of MO HealthNet benefit programs. Operationalizes recommendations made by the Evidence-Based Decision Support team.

•**Program Relations** - Responsible for provider education, provider communications, participant services and premium collections.

•**Waivers** - Develops, monitors and evaluates Federal Waiver programs.

•**Pharmacy** - Oversees outpatient prescription drug reimbursement for Fee-For-Service eligibles; operates a toll-free hotline; oversight of contracts with outside vendors for pharmacy program enhancement activities; collects rebates from pharmaceutical manufacturers; coordinates pharmaceutical benefits for the Medicare Part D program.

## Evidence-Based Decision Support

•**Evidence-Based Decision Support** - Develops strategies to improve the health status of MO HealthNet participants; assess quality of care provided under Managed Care and Fee-For-Service; evidence based clinical decision development and support; and patient centered medical home management. This section is lead by the MO HealthNet medical director.

\*Key projects in development to ensure quality of care and use of evidenced-based processes include the following:

•**Early Elected Deliveries (EED) Policy:** Early induction of labor is associated with maternal complications including but not limited to increased risk of cesarean delivery, maternal infection and longer maternal hospitalizations. Early elective delivery also creates a significant cost to the health care system. With the consult of clinicians and other stakeholders, MHD has developed an evidenced-based, best practice policy to:

- ▶ Improve of maternal and fetal outcomes by avoiding complications associated with EED; and,
- ▶ Reduction of health care costs associated with EED and associated complications.

This policy will be promulgated in the Code of State Regulations.

•**Pilot Program for Fee for Service Nurse Care Management:** MHD is developing a pilot program to provide nurse care management for members of the Fee for Service population. This program will seek to provide smooth transitions of care, care coordination, and care management to this population.

The population for this pilot will be identified based on intensity of resource utilization, including emergency department visits, hospital admission, and hospital readmission, which serves as a proxy measure for individual case complexity, and medical complexity. The care management and coordination will be provided by MHD registered nurses (current FTE).

•**Health Home for Foster Children:** MHD is working with Children's Division on developing the concept of a health home for the foster child population. This health home could take several forms:

- ▶ A physical health home similar to the current health home program.
- ▶ A central hub of care coordination and care management via a contractor, such as managed care plan or other vendor, that provides registered nurses who in turn provide the care management and coordination among other resources. This model would be defined by and coordinated with MHD.

## Information Services

•**Information Systems** - Payment system and MMIS - oversees and monitors the information system contracts, clinical management services and system for pharmacy and prior authorization contracts. Staff are responsible for the MMIS system that processes 99.8 million claims annually.

MO HealthNet implemented regular reporting to monitor compliance with the two prompt pay claims processing standards. The two prompt pay claims processing standards are 30-day, with a minimum compliance rate of 90%, and 90-day, with a minimum compliance rate of 99%. For the quarter ending June 30, 2013, MO HealthNet's compliance rate for the 30-day range from a high of 100% to a low of 97.4%, and for the 90-day, the range is from a high of 100% to a low of 99%.

### Expense and Equipment

The other major category in the Administration Core besides Personal Services is Expense and Equipment (E&E). In the FY 2013 core, it comprises 34% of the total Administration Core of \$14 million, or approximately \$4.8 million. Contracts for professional services total \$3.5 million of the division's Expenses and Equipment (E&E).

### **2. What is the authorization for this program, i.e., federal or state statute, etc.? (Include the federal program number, if applicable.)**

State statute: RSMo. 208.201; Federal law: Social Security Act Section 1902(a)(4); Federal Regulations: 42 CFR, Part 432

### **3. Are there federal matching requirements? If yes, please explain.**

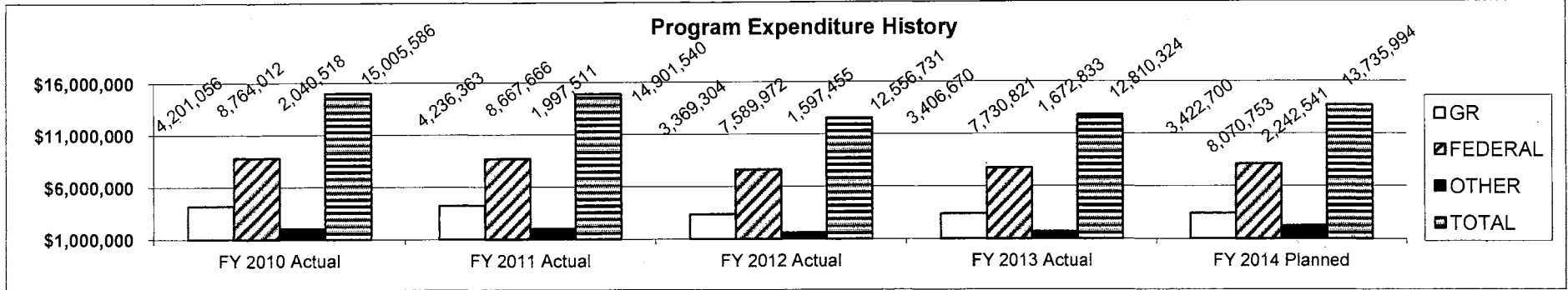
General Medicaid administrative expenditures earn a 50% federal match. However, some positions earn 75% federal match such as our medical staff, pharmacy exceptions hotline, etc. Certain services through contracted vendors earn 75% and 90% federal match.

### **4. Is this a federally mandated program? If yes, please explain.**

Yes. Section 1902 (a) (4) of the Social Security Act requires such methods of administration as necessary for the proper and efficient administration of the MO HealthNet State Plan.



**5. Provide actual expenditures for the prior three fiscal years and planned expenditures for the current fiscal year.**



FY 2014 planned is net of reverted and reserved. Reverted: \$105,857 GR.  
Reserved: \$653,091 Federal and \$131,238 Other Funds.

**6. What are the sources of the "Other" funds?**

Federal Reimbursement Allowance Fund (0142), Third Party Liability Collections Fund (0120), Nursing Facility Quality of Care Fund (0271), Health Initiatives Fund (0275), Pharmacy Reimbursement Allowance Fund (0144), Missouri Rx Plan Fund (0779) and Ambulance Service Reimbursement Allowance Fund (0958).

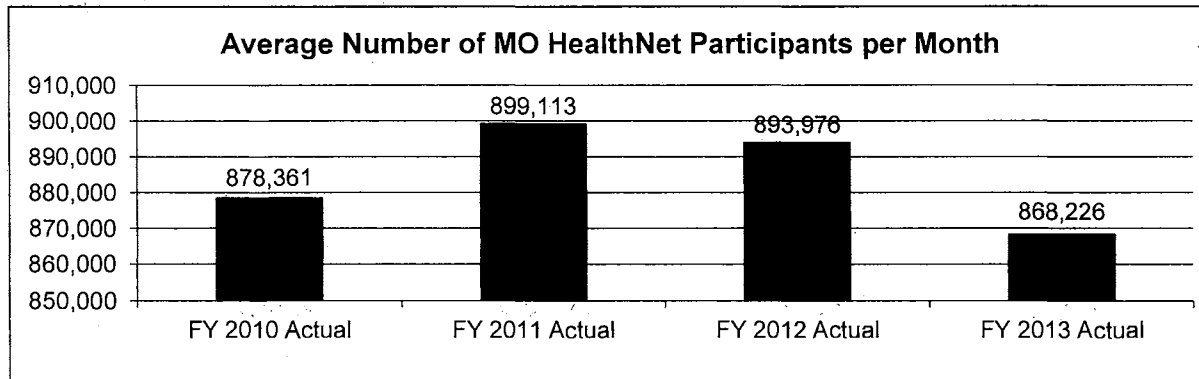
**7a. Provide an effectiveness measure.**

MO HealthNet Administration supports all division programs. Effectiveness measures can be found in Program sections.

**7b. Provide an efficiency measure.**

MO HealthNet Administration supports all division programs. Efficiency measures can be found in the Program sections.

**7c. Provide the number of clients/individuals served, if applicable.**



**7d. Provide a customer satisfaction measure, if available.**

N/A



**DECISION ITEM SUMMARY**

Budget Unit	FY 2013	FY 2013	FY 2014	FY 2014	FY 2015	FY 2015	FY 2015	FY 2015
Decision Item	ACTUAL	ACTUAL	BUDGET	BUDGET	DEPT REQ	DEPT REQ	GOV REC	GOV REC
Budget Object Summary	DOLLAR	FTE	DOLLAR	FTE	DOLLAR	FTE	DOLLAR	FTE
Fund	DOLLAR	FTE	DOLLAR	FTE	DOLLAR	FTE	DOLLAR	FTE
<b>CLINICAL SRVC MGMT</b>								
<b>CORE</b>								
EXPENSE & EQUIPMENT								
GENERAL REVENUE	469,397	0.00	476,154	0.00	476,154	0.00	476,154	0.00
DEPT OF SOC SERV FEDERAL & OTH	11,126,813	0.00	12,214,032	0.00	12,214,032	0.00	12,214,032	0.00
THIRD PARTY LIABILITY COLLECT	464,475	0.00	924,911	0.00	924,911	0.00	924,911	0.00
MISSOURI RX PLAN FUND	594,876	0.00	4,160,595	0.00	4,160,595	0.00	4,160,595	0.00
TOTAL - EE	12,655,561	0.00	17,775,692	0.00	17,775,692	0.00	17,775,692	0.00
PROGRAM-SPECIFIC								
DEPT OF SOC SERV FEDERAL & OTH	48,345	0.00	0	0.00	0	0.00	0	0.00
TOTAL - PD	48,345	0.00	0	0.00	0	0.00	0	0.00
<b>TOTAL</b>	<b>12,703,906</b>	<b>0.00</b>	<b>17,775,692</b>	<b>0.00</b>	<b>17,775,692</b>	<b>0.00</b>	<b>17,775,692</b>	<b>0.00</b>
<b>GRAND TOTAL</b>	<b>\$12,703,906</b>	<b>0.00</b>	<b>\$17,775,692</b>	<b>0.00</b>	<b>\$17,775,692</b>	<b>0.00</b>	<b>\$17,775,692</b>	<b>0.00</b>

**CORE DECISION ITEM**

Department: Social Services  
 Division: MO HealthNet  
 Core: Clinical Services Program Management

Budget Unit: 90516C

**1. CORE FINANCIAL SUMMARY**

	FY 2015 Budget Request			
	GR	Federal	Other	Total
PS				
EE	476,154	12,214,032	5,085,506	17,775,692
PSD				
TRF				
<b>Total</b>	<b>476,154</b>	<b>12,214,032</b>	<b>5,085,506</b>	<b>17,775,692</b>

FTE 0.00

<b>Est. Fringe</b>	0	0	0	0
--------------------	---	---	---	---

*Note: Fringes budgeted in House Bill 5 except for certain fringes budgeted directly to MoDOT, Highway Patrol, and Conservation.*

Other Funds: Third Party Liability Collections (TPL) (0120)  
 MO Rx Plan Fund (0779)

	FY 2015 Governor's Recommendation			
	GR	Federal	Other	Total
PS				
EE	476,154	12,214,032	5,085,506	17,775,692
PSD				
TRF				
<b>Total</b>	<b>476,154</b>	<b>12,214,032</b>	<b>5,085,506</b>	<b>17,775,692</b>

FTE 0.00

<b>Est. Fringe</b>	0	0	0	0
--------------------	---	---	---	---

*Note: Fringes budgeted in House Bill 5 except for certain fringes budgeted directly to MoDOT, Highway Patrol, and Conservation.*

Other Funds: Third Party Liability Collections (TPL) (0120)  
 MO Rx Plan Fund (0779)

**2. CORE DESCRIPTION**

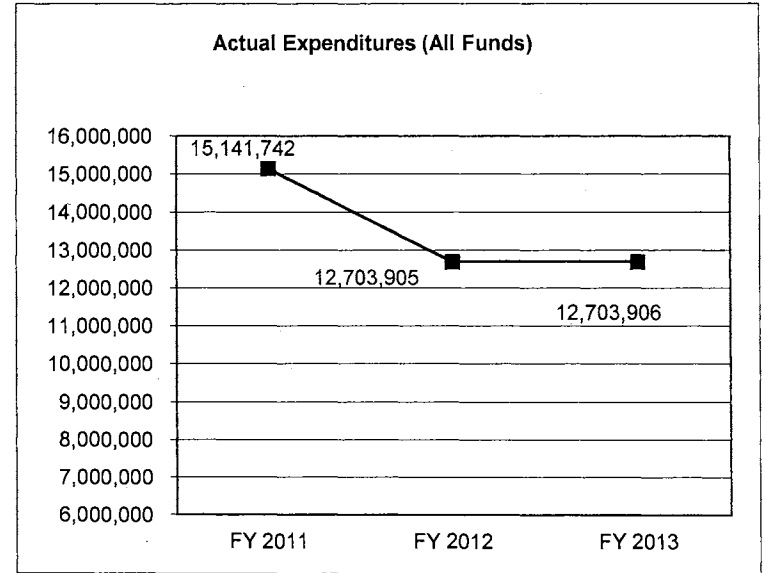
This core request is for contractor costs that support the Pharmacy and Clinical Services programs. Funding is used for cost containment initiatives and clinical policy decision-making to enhance efforts to provide appropriate and quality medical care to participants. MO HealthNet Division seeks to aid participants and providers in their efforts to access the MO HealthNet program by utilizing contractor resources effectively.

**3. PROGRAM LISTING (list programs included in this core funding)**

Missouri Medicaid Pharmacy Enhancement Program  
 Missouri Rx Program

**4. FINANCIAL HISTORY**

	FY 2011 Actual	FY 2012 Actual	FY 2013 Actual	FY 2014 Current Yr.
Appropriation (All Funds)	19,974,091	17,785,006	17,775,692	17,775,692
Less Reverted (All Funds)	(15,725)	(14,517)	(14,517)	N/A
Budget Authority (All Funds)	19,958,366	17,770,489	17,761,175	N/A
Actual Expenditures (All Funds)	15,141,742	12,703,905	12,703,906	N/A
Unexpended (All Funds)	4,816,624	5,066,584	5,057,269	N/A
Unexpended, by Fund:				
General Revenue	1,117	0	0	N/A
Federal	1,275,196	339,768	1,038,873	N/A
Other	3,540,311	3,582,845	4,026,156	N/A
	(1)	(2)	(3)	



Reverted includes Governor's standard 3 percent reserve (when applicable) and any extraordinary withholdings.

**NOTES:**

- (1) FY11 Agency reserve of \$2,733,621; \$133,621 in Federal and \$2,600,000 in MO Rx Plan funds.
- (2) FY12 Agency Reserves of \$2,735,206; \$135,206 in Federal and \$2,600,000 in Mo Rx Plan funds.
- (3) FY13 Agency Reserves of \$2,735,206; \$135,206 in Federal and \$2,600,000 in Mo Rx Plan funds.

**CORE RECONCILIATION DETAIL**

STATE

CLINICAL SRVC MGMT

**5. CORE RECONCILIATION DETAIL**

	<b>Budget Class</b>	<b>FTE</b>	<b>GR</b>	<b>Federal</b>	<b>Other</b>	<b>Total</b>	<b>Explanation</b>
<b>TAFP AFTER VETOES</b>							
	EE	0.00	476,154	12,214,032	5,085,506	17,775,692	
	<b>Total</b>	<b>0.00</b>	<b>476,154</b>	<b>12,214,032</b>	<b>5,085,506</b>	<b>17,775,692</b>	
<b>DEPARTMENT CORE REQUEST</b>							
	EE	0.00	476,154	12,214,032	5,085,506	17,775,692	
	<b>Total</b>	<b>0.00</b>	<b>476,154</b>	<b>12,214,032</b>	<b>5,085,506</b>	<b>17,775,692</b>	
<b>GOVERNOR'S RECOMMENDED CORE</b>							
	EE	0.00	476,154	12,214,032	5,085,506	17,775,692	
	<b>Total</b>	<b>0.00</b>	<b>476,154</b>	<b>12,214,032</b>	<b>5,085,506</b>	<b>17,775,692</b>	

## PROGRAM DESCRIPTION

**Department: Social Services**

**Program Name: Clinical Services Program Management**

**Program is found in the following core budget(s): Clinical Services Program Management**

### 1. What does this program do?

The funding for Clinical Services Program Management supports contractor costs for Pharmacy and Clinical Services.

#### Pharmacy

Through the Pharmacy Program, the Division is able to maintain current cost containment initiatives and implement new cost containment initiatives. Major initiatives include:

- Help Desk Staffing
- Quarterly Updates to the Missouri Maximum Allowable Cost (MACs)
- Maintenance and Updates to Fiscal and Clinical Edits
- Prospective and Retrospective Drug Use Review (DUR)
- Routine/Adhoc Drug Information Research
- Enrollment and Administration of Case Management
- Preferred Drug List (PDL) and Supplemental Rebates

These initiatives, along with other cost containment activities, have resulted in pharmacy costs that trend significantly lower than the national trend over the past few years.

#### Clinical

Major Clinical Services initiatives include:

- Psychology and Medical Help Desk Staffing
- Smart Prior Authorization (PA) for Durable Medical Equipment (DME), including Dental and Optometry
- Major Medical PA, including Imaging
- Medical Evidence - Oregon Contract

#### CyberAccess<sup>SM</sup>

CyberAccess<sup>SM</sup> is an Electronic Health Record (EHR) program for MO HealthNet participants which is available to their healthcare providers. The Web-based tool, called CyberAccess, allows physicians to prescribe electronically, view diagnosis data, receive alerts, select appropriate preferred medications, and electronically request drug and medical prior authorizations for their MO HealthNet patients. The continued funding for CyberAccess is critical to continue to support the pharmacy and medical cost containment initiatives and electronic health records. EPSDT forms and patient specific lab results are currently available. Linkages to other health record systems yielding interoperability between systems is under development (Health Information Network). A companion participant web portal tool, Direct Inform, has been developed and has been deployed to pilot providers.

The section is responsible for program development and clinical policy decision-making for MO HealthNet, with these activities oriented to the health and continuum of care needed by MO HealthNet participants. Policy development, benefit design and coverage decisions are made by the unit using best practices and evidence-based medicine.

In July 2010, the MO HealthNet Division (MHD), in conjunction with Xerox (formerly ACS-Heritage) and MedSolutions (MSI), implemented a new quality-based Radiology Benefit Management Program (RBM). The RBM is an expansion of the existing pre-certification process currently being used for MRIs and CTs of the brain, head, chest and spine. The RBM works to determine clinical appropriateness of the usage of high-tech radiology services, and provides guidelines for application and use based on expert information and evidence-based data. Pre-certification requests are handled using robust clinical guidelines. These guidelines will be used to ensure the appropriate scope, complexity and clinical need of the tests that will be performed.

The MHD and Department of Health and Senior Services (DHSS), Division of Senior and Disability Services (DSDS) have implemented a single integrated web-based instrument for entering, tracking and approving Home and Community Based Services (HCBS) requests and follow-up data. The new electronic tool (a component of CyberAccess) allows more consistent service authorization and delivery to clients with varying needs. The tool is based on a real-time interface with paid Medicaid claims data to allow automated and transparent processing of requests for services. All HCBS clients are assessed for services using the same tool, employing a rules-based engine to establish the client's level of care based on the need. The current points-based system is translated into algorithms whereby responses to requested information automatically calculate a point score and generate a service plan.

**2. What is the authorization for this program, i.e., federal or state statute, etc.? (Include the federal program number, if applicable.)**

State statute: RSMo. 208.201; Federal law: Social Security Act Section 1902(a)(4); Federal Regulations: 42 CFR, Part 432

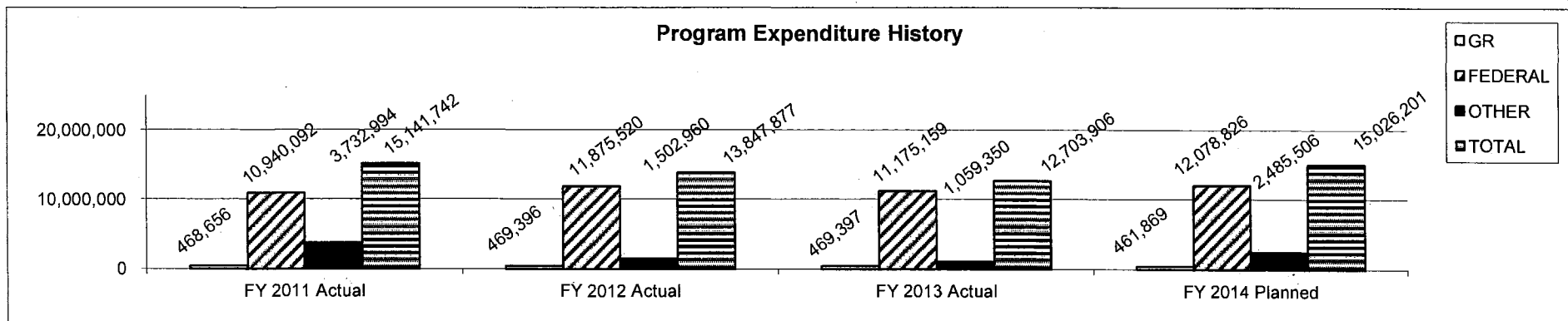
**3. Are there federal matching requirements? If yes, please explain.**

Generally, MO HealthNet administrative expenditures earn a 50% federal match. The Clinical Management Services for Pharmacy and Prior Authorization is matched at 75%.

**4. Is this a federally mandated program? If yes, please explain.**

Yes. Section 1902 (a) (4) of the Social Security Act requires such methods of administration as necessary for the proper and efficient administration of the Medicaid State Plan.

**5. Provide actual expenditures for the prior three fiscal years and planned expenditures for the current fiscal year.**



FY 2014 planned is net of reverted and reserved. Reverted: \$14,285 GR Reserve: \$2,735,206 Federal and Other Funds

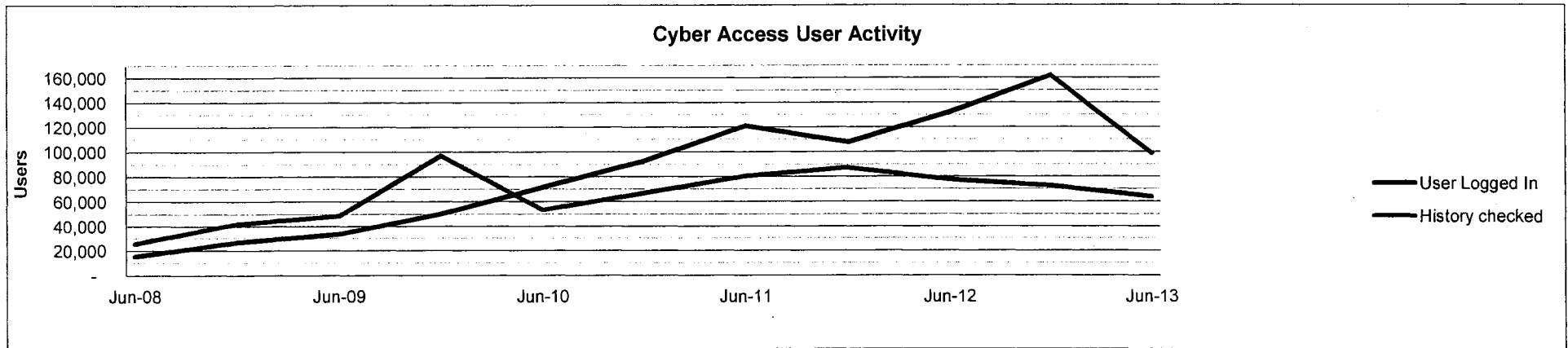


**6. What are the sources of the "Other " funds?**

FY 2010-FY 2011: Third Party Liability Collections Fund (0120), Health Care Technology (0170) and Missouri Rx Plan Fund (0779).

FY 2012-FY 2014: Third Party Liability Fund (0120) and Missouri Rx Plan Fund (0779)

**7a. Provide an effectiveness measure.**



**7b. Provide an efficiency measure.**

N/A

**7c. Provide the number of clients/individuals served, if applicable.**

Number of Pharmacy Claims		
SFY	Projected	Actual
2011	12.6 mil	12.9 mil
2012	13.2 mil	13.2 mil
2013	13.5 mil	13.0 mil
2014	12.9 mil	
2015	13.0 mil	
2016	13.1 mil	

Source: MMIS Pharmacy Reimbursement Allowance Report

**7d. Provide a customer satisfaction measure, if available.**

N/A



**DECISION ITEM SUMMARY**

Budget Unit	FY 2013	FY 2013	FY 2014	FY 2014	FY 2015	FY 2015	FY 2015	FY 2015
Decision Item	ACTUAL	ACTUAL	BUDGET	BUDGET	DEPT REQ	DEPT REQ	GOV REC	GOV REC
Budget Object Summary	DOLLAR	FTE	DOLLAR	FTE	DOLLAR	FTE	DOLLAR	FTE
Fund	DOLLAR	FTE	DOLLAR	FTE	DOLLAR	FTE	DOLLAR	FTE
<b>WOMEN &amp; MINORITY OUTREACH</b>								
<b>CORE</b>								
<b>EXPENSE &amp; EQUIPMENT</b>								
GENERAL REVENUE	529,741	0.00	546,125	0.00	546,125	0.00	546,125	0.00
DEPT OF SOC SERV FEDERAL & OTH	533,331	0.00	568,625	0.00	568,625	0.00	568,625	0.00
TOTAL - EE	1,063,072	0.00	1,114,750	0.00	1,114,750	0.00	1,114,750	0.00
<b>TOTAL</b>	<b>1,063,072</b>	<b>0.00</b>	<b>1,114,750</b>	<b>0.00</b>	<b>1,114,750</b>	<b>0.00</b>	<b>1,114,750</b>	<b>0.00</b>
<b>GRAND TOTAL</b>	<b>\$1,063,072</b>	<b>0.00</b>	<b>\$1,114,750</b>	<b>0.00</b>	<b>\$1,114,750</b>	<b>0.00</b>	<b>\$1,114,750</b>	<b>0.00</b>

**CORE DECISION ITEM**

Department: Social Services  
 Division: MO HealthNet  
 Core: Women & Minority Health Care Outreach

Budget Unit: 90513C

**1. CORE FINANCIAL SUMMARY**

	FY 2015 Budget Request			
	GR	Federal	Other	Total
PS				
EE	546,125	568,625		1,114,750
PSD				
TRF				
<b>Total</b>	<b>546,125</b>	<b>568,625</b>		<b>1,114,750</b>

	FY 2015 Governor's Recommendation			
	GR	Federal	Other	Total
PS				
EE	546,125	568,625		1,114,750
PSD				
TRF				
<b>Total</b>	<b>546,125</b>	<b>568,625</b>		<b>1,114,750</b>

FTE 0.00

FTE 0.00

<b>Est. Fringe</b>	0	0	0	0
<i>Note: Fringes budgeted in House Bill 5 except for certain fringes budgeted directly to MoDOT, Highway Patrol, and Conservation.</i>				

<b>Est. Fringe</b>	0	0	0	0
<i>Note: Fringes budgeted in House Bill 5 except for certain fringes budgeted directly to MoDOT, Highway Patrol, and Conservation.</i>				

Other Funds:

Other Funds:

**2. CORE DESCRIPTION**

This core request is for the continued funding of the Women and Minority Health Care Outreach programs. These programs provide client outreach and education about the MO HealthNet program and reduce disparities in healthcare access for women and minority populations.

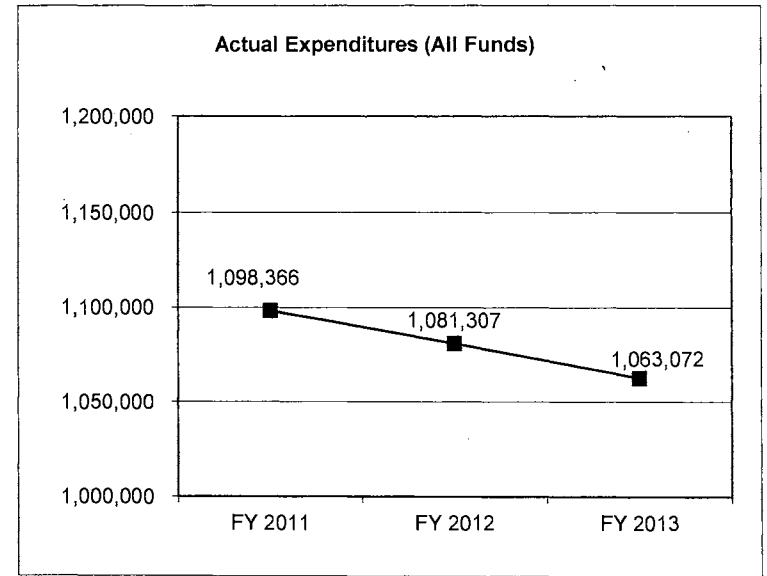
**3. PROGRAM LISTING (list programs included in this core funding)**

Women and Minority Health Care Outreach Program

**4. FINANCIAL HISTORY**

	<b>FY 2011 Actual</b>	<b>FY 2012 Actual</b>	<b>FY 2013 Actual</b>	<b>FY 2014 Current Yr.</b>
Appropriation (All Funds)	1,114,750	1,114,750	1,114,750	1,114,750
Less Reverted (All Funds)	(16,384)	(16,384)	(16,384)	N/A
Budget Authority (All Funds)	1,098,366	1,098,366	1,098,366	N/A
Actual Expenditures (All Funds)	1,098,366	1,081,307	1,063,072	N/A
Unexpended (All Funds)	0	17,059	35,294	N/A
Unexpended, by Fund:				
General Revenue	0	0	0	N/A
Federal	0	17,059	35,294	N/A
Other	0	0	0	N/A

(1)



Reverted includes Governor's standard 3 percent reserve (when applicable) and any extraordinary expenditure restrictions.

(1) FY13 Agency Reserve of \$22,500 due to match rate

**CORE RECONCILIATION DETAIL**

STATE

WOMEN & MINORITY OUTREACH

**5. CORE RECONCILIATION DETAIL**

	<b>Budget Class</b>	<b>FTE</b>	<b>GR</b>	<b>Federal</b>	<b>Other</b>	<b>Total</b>	<b>Explanation</b>
<b>TAFP AFTER VETOES</b>							
	EE	0.00	546,125	568,625	0	1,114,750	
	<b>Total</b>	<b>0.00</b>	<b>546,125</b>	<b>568,625</b>	<b>0</b>	<b>1,114,750</b>	
<b>DEPARTMENT CORE REQUEST</b>							
	EE	0.00	546,125	568,625	0	1,114,750	
	<b>Total</b>	<b>0.00</b>	<b>546,125</b>	<b>568,625</b>	<b>0</b>	<b>1,114,750</b>	
<b>GOVERNOR'S RECOMMENDED CORE</b>							
	EE	0.00	546,125	568,625	0	1,114,750	
	<b>Total</b>	<b>0.00</b>	<b>546,125</b>	<b>568,625</b>	<b>0</b>	<b>1,114,750</b>	

**DECISION ITEM DETAIL**

Budget Unit	FY 2013	FY 2013	FY 2014	FY 2014	FY 2015	FY 2015	FY 2015	FY 2015
Decision Item	ACTUAL	ACTUAL	BUDGET	BUDGET	DEPT REQ	DEPT REQ	GOV REC	GOV REC
Budget Object Class	DOLLAR	FTE	DOLLAR	FTE	DOLLAR	FTE	DOLLAR	FTE
<b>CLINICAL SRVC MGMT</b>								
<b>CORE</b>								
TRAVEL, IN-STATE	10,858	0.00	9,657	0.00	10,859	0.00	10,859	0.00
TRAVEL, OUT-OF-STATE	250	0.00	244	0.00	244	0.00	244	0.00
SUPPLIES	358,030	0.00	422,600	0.00	422,601	0.00	422,601	0.00
PROFESSIONAL DEVELOPMENT	769	0.00	1,000	0.00	1,000	0.00	1,000	0.00
COMMUNICATION SERV & SUPP	79,459	0.00	74,600	0.00	87,497	0.00	87,497	0.00
PROFESSIONAL SERVICES	12,179,977	0.00	17,212,641	0.00	17,212,639	0.00	17,212,639	0.00
M&R SERVICES	17,677	0.00	25,500	0.00	25,500	0.00	25,500	0.00
OFFICE EQUIPMENT	5,566	0.00	0	0.00	0	0.00	0	0.00
OTHER EQUIPMENT	249	0.00	7,000	0.00	7,000	0.00	7,000	0.00
PROPERTY & IMPROVEMENTS	0	0.00	250	0.00	250	0.00	250	0.00
BUILDING LEASE PAYMENTS	1,400	0.00	15,500	0.00	1,402	0.00	1,402	0.00
MISCELLANEOUS EXPENSES	1,326	0.00	6,700	0.00	6,700	0.00	6,700	0.00
<b>TOTAL - EE</b>	<b>12,655,561</b>	<b>0.00</b>	<b>17,775,692</b>	<b>0.00</b>	<b>17,775,692</b>	<b>0.00</b>	<b>17,775,692</b>	<b>0.00</b>
PROGRAM DISTRIBUTIONS	48,345	0.00	0	0.00	0	0.00	0	0.00
<b>TOTAL - PD</b>	<b>48,345</b>	<b>0.00</b>	<b>0</b>	<b>0.00</b>	<b>0</b>	<b>0.00</b>	<b>0</b>	<b>0.00</b>
<b>GRAND TOTAL</b>	<b>\$12,703,906</b>	<b>0.00</b>	<b>\$17,775,692</b>	<b>0.00</b>	<b>\$17,775,692</b>	<b>0.00</b>	<b>\$17,775,692</b>	<b>0.00</b>
<b>GENERAL REVENUE</b>	<b>\$469,397</b>	<b>0.00</b>	<b>\$476,154</b>	<b>0.00</b>	<b>\$476,154</b>	<b>0.00</b>	<b>\$476,154</b>	<b>0.00</b>
<b>FEDERAL FUNDS</b>	<b>\$11,175,158</b>	<b>0.00</b>	<b>\$12,214,032</b>	<b>0.00</b>	<b>\$12,214,032</b>	<b>0.00</b>	<b>\$12,214,032</b>	<b>0.00</b>
<b>OTHER FUNDS</b>	<b>\$1,059,351</b>	<b>0.00</b>	<b>\$5,085,506</b>	<b>0.00</b>	<b>\$5,085,506</b>	<b>0.00</b>	<b>\$5,085,506</b>	<b>0.00</b>

**DECISION ITEM DETAIL**

Budget Unit	FY 2013	FY 2013	FY 2014	FY 2014	FY 2015	FY 2015	FY 2015	FY 2015
Decision Item	ACTUAL	ACTUAL	BUDGET	BUDGET	DEPT REQ	DEPT REQ	GOV REC	GOV REC
Budget Object Class	DOLLAR	FTE	DOLLAR	FTE	DOLLAR	FTE	DOLLAR	FTE
<b>WOMEN &amp; MINORITY OUTREACH</b>								
<b>CORE</b>								
PROFESSIONAL SERVICES	1,063,072	0.00	1,114,750	0.00	1,114,750	0.00	1,114,750	0.00
<b>TOTAL - EE</b>	<b>1,063,072</b>	<b>0.00</b>	<b>1,114,750</b>	<b>0.00</b>	<b>1,114,750</b>	<b>0.00</b>	<b>1,114,750</b>	<b>0.00</b>
<b>GRAND TOTAL</b>	<b>\$1,063,072</b>	<b>0.00</b>	<b>\$1,114,750</b>	<b>0.00</b>	<b>\$1,114,750</b>	<b>0.00</b>	<b>\$1,114,750</b>	<b>0.00</b>
GENERAL REVENUE	\$529,741	0.00	\$546,125	0.00	\$546,125	0.00	\$546,125	0.00
FEDERAL FUNDS	\$533,331	0.00	\$568,625	0.00	\$568,625	0.00	\$568,625	0.00
OTHER FUNDS	\$0	0.00	\$0	0.00	\$0	0.00	\$0	0.00



## PROGRAM DESCRIPTION

**Department: Social Services**

**Program Name: Women and Minority Health Care Outreach**

**Program is found in the following core budget(s): Women and Minority Health Care Outreach**

### 1. What does this program do?

The health of Missouri's citizens is critical to the well-being of the state. Without proper health care, Missouri citizens will be less productive and more costly to the state. The purpose of the MO HealthNet program is to finance, monitor and assure the health coverage of traditionally vulnerable populations. The funding in this appropriation provides outreach services in St. Louis, Columbia, Jefferson City, Springfield, the Bootheel, and the Kansas City Region targeted at African-American men and women at risk of diabetes, cardiovascular disease, HIV/AIDS, sexually transmitted diseases (STDs), and other life-threatening health conditions. The outreach programs also provide client outreach and education about the MO HealthNet program.

The Department of Social Services has contracted with the Missouri Primary Care Association to act as a fiscal intermediary for the distribution of the Minority and Women's Health Outreach funding, assuring accurate and timely payments to the subcontractors and to act as a central data collection point for evaluation of program impact and outcomes. The Missouri Primary Care Association is recognized as Missouri's single primary care association by the federal Health Resource Service Administration. The goals of the nation's Primary Care Associations are to partner in the development, maintenance and improvement of access to health care services, and to reduce disparities in health status between majority and minority populations.

This program was initiated in the fall of 1999 with five Federally-Qualified Health Centers (FQHCs) and has now expanded to twelve FQHCs in the St. Louis, Kansas City, mid-Missouri, Southwest, and Bootheel regions. The outreach program builds on the strengths of the twelve FQHCs that are trusted, accessible sources of care for high-risk African-American populations, and the existence of natural leaders, often women, in African-American neighborhoods to provide outreach and education in their neighborhoods to encourage routine screenings for diabetes and cardiovascular disease and testing for HIV/AIDS and STDs. In the Bootheel area, the outreach program builds on the strengths of a FQHC and county hospital, using the Care-A-Van to reach at-risk persons in the largely rural area. Existing health promotion coalitions in the area, including the Bootheel's Heart Health Coalitions and the Missouri Health Alliance will also be used in outreach efforts. As part of the outreach program, workers identify eligible participants and help them enroll in the MO HealthNet program.

The current contractor is Missouri Primary Care Association. The contractor is paid for allowable costs related to establishing and implementing outreach programs not to exceed the appropriation cap.

### 2. What is the authorization for this program, i.e., federal or state statute, etc.? (Include the federal program number, if applicable.)

State statute: RSMo. 208.152, 208.201; Federal law: Social Security Act Section 1903(a); Federal Regulations: 42 CFR, Part 433.15

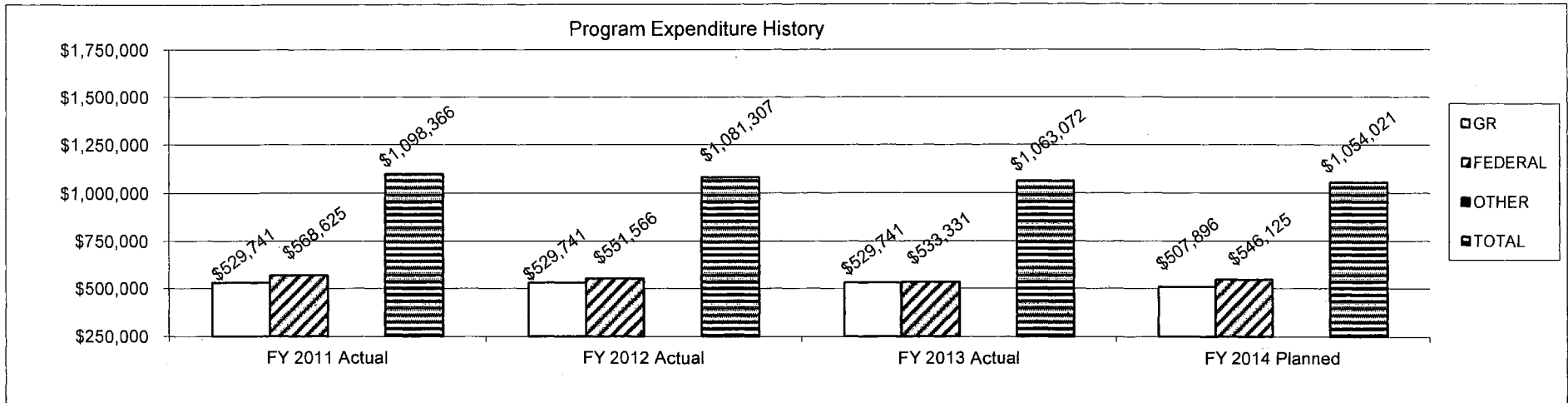
### 3. Are there federal matching requirements? If yes, please explain.

General Medicaid administrative expenditures earn a 50% federal match. For every dollar spent, DSS can earn \$0.50 in federal funding.

### 4. Is this a federally mandated program? If yes, please explain.

No.

**5. Provide actual expenditures for the prior three fiscal years and planned expenditures for the current fiscal year.**



FY 2014 Planned is a net of reverted and reserves. Reverted: \$38,229 General Revenue; Reserve: \$22,500 Federal Funds

**6. What are the sources of the "Other" funds?**

N/A

**7a. Provide an effectiveness measure.**

N/A

**7b. Provide an efficiency measure.**

FQHCs and Regional Health Centers (RHCs) in underserved areas provide greater access to health care services for women and minorities as well as serve as outreach centers to assist individuals in applying for MO HealthNet services.

Number of Users of FQHCs and RHCs for Primary Care		
SFY	Projected	Actual
2011	116,264	131,011
2012	123,011	133,965
2013	121,000	137,290
2014	140,000	
2015	140,000	
2016	140,000	

Number of Users Receiving Assistance from FQHCs and RHCs in Applying for MO HealthNet		
SFY	Projected	Actual
2011	11,191	14,719
2012	14,117	14,369
2013	15,000	13,645
2014	15,000	
2015	15,000	
2016	15,000	

**7c. Provide the number of clients/individuals served, if applicable.**  
N/A

**7d. Provide a customer satisfaction measure, if available.**  
N/A



**DECISION ITEM SUMMARY**

Budget Unit								
Decision Item	FY 2013	FY 2013	FY 2014	FY 2014	FY 2015	FY 2015	FY 2015	FY 2015
Budget Object Summary	ACTUAL	ACTUAL	BUDGET	BUDGET	DEPT REQ	DEPT REQ	GOV REC	GOV REC
Fund	DOLLAR	FTE	DOLLAR	FTE	DOLLAR	FTE	DOLLAR	FTE
<b>TPL CONTRACTS</b>								
<b>CORE</b>								
<b>EXPENSE &amp; EQUIPMENT</b>								
DEPT OF SOC SERV FEDERAL & OTH	2,553,962	0.00	3,000,000	0.00	3,000,000	0.00	3,000,000	0.00
THIRD PARTY LIABILITY COLLECT	2,553,962	0.00	3,000,000	0.00	3,000,000	0.00	3,000,000	0.00
TOTAL - EE	5,107,924	0.00	6,000,000	0.00	6,000,000	0.00	6,000,000	0.00
<b>TOTAL</b>	<b>5,107,924</b>	<b>0.00</b>	<b>6,000,000</b>	<b>0.00</b>	<b>6,000,000</b>	<b>0.00</b>	<b>6,000,000</b>	<b>0.00</b>
<b>GRAND TOTAL</b>	<b>\$5,107,924</b>	<b>0.00</b>	<b>\$6,000,000</b>	<b>0.00</b>	<b>\$6,000,000</b>	<b>0.00</b>	<b>\$6,000,000</b>	<b>0.00</b>

**CORE DECISION ITEM**

Department: Social Services  
 Division: MO HealthNet  
 Core: Third Party Liability (TPL) Contracts

Budget Unit: 90515C

**1. CORE FINANCIAL SUMMARY**

	FY 2015 Budget Request			Total
	GR	Federal	Other	
PS				
EE		3,000,000	3,000,000	6,000,000
PSD				
TRF				
<b>Total</b>		<b>3,000,000</b>	<b>3,000,000</b>	<b>6,000,000</b>

	FY 2015 Governor's Recommendation			Total
	GR	Federal	Other	
PS				
EE		3,000,000	3,000,000	6,000,000
PSD				
TRF				
<b>Total</b>		<b>3,000,000</b>	<b>3,000,000</b>	<b>6,000,000</b>

FTE 0.00

FTE 0.00

<b>Est. Fringe</b>	0	0	0	0
--------------------	---	---	---	---

*Note: Fringes budgeted in House Bill 5 except for certain fringes budgeted directly to MoDOT, Highway Patrol, and Conservation.*

<b>Est. Fringe</b>				
--------------------	--	--	--	--

*Note: Fringes budgeted in House Bill 5 except for certain fringes budgeted directly to MoDOT, Highway Patrol, and Conservation.*

Other Funds: Third Party Liability Collections Fund (TPL) (0120)

Other Funds: Third Party Liability Collections Fund (TPL) (0120)

**2. CORE DESCRIPTION**

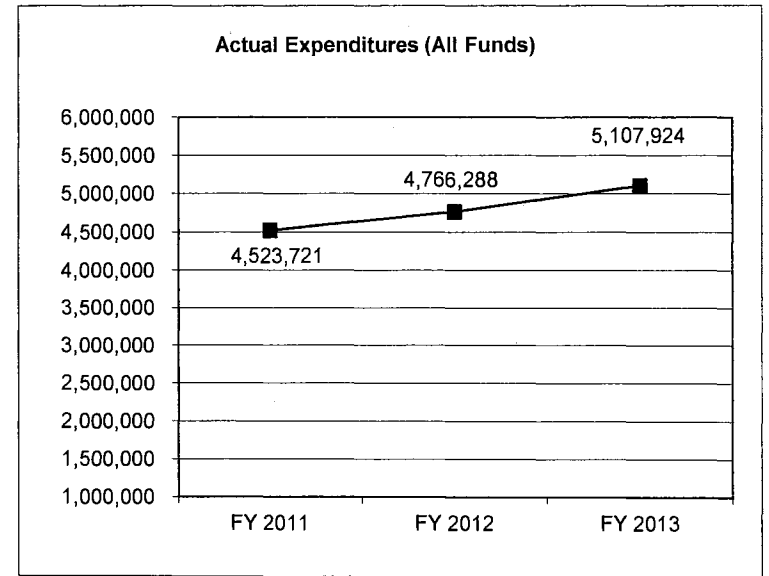
This core request is for the continued funding of contracted third party liability (TPL) recovery activities. TPL functions are performed by agency staff in the TPL Unit and by a contractor. This core appropriation is Expense and Equipment funding and is the source of payments to the contractor who works with the agency on TPL recovery activities.

**3. PROGRAM LISTING (list programs included in this core funding)**

Third Party Liability Contracts

#### 4. FINANCIAL HISTORY

	FY 2011 Actual	FY 2012 Actual	FY 2013 Actual	FY 2014 Current Yr.
Appropriation (All Funds)	4,523,722	5,414,000	6,000,000	6,000,000
Less Reverted (All Funds)	0	0	0	N/A
Budget Authority (All Funds)	4,523,722	5,414,000	6,000,000	N/A
Actual Expenditures (All Funds)	4,523,721	4,766,288	5,107,924	N/A
Unexpended (All Funds)	1	647,712	892,076	N/A
Unexpended, by Fund:				
General Revenue	0	0	0	N/A
Federal	0	323,856	446,038	N/A
Other	1	323,856	446,038	N/A
		(1)	(2)	



Reverted includes Governor's standard 3 percent reserve (when applicable) and any extraordinary expenditure restrictions.

#### NOTES:

(1) FY12 "E" increase of \$2,414,000 for Federal and Third Party Liability.

(2) FY13 Prior to FY 2013, this was an estimated ("E") appropriation.

CORE RECONCILIATION DETAIL

STATE

TPL CONTRACTS

5. CORE RECONCILIATION DETAIL

	Budget Class	FTE	GR	Federal	Other	Total	Explanation
<b>TAFP AFTER VETOES</b>							
	EE	0.00	0	3,000,000	3,000,000	6,000,000	
	<b>Total</b>	<b>0.00</b>	<b>0</b>	<b>3,000,000</b>	<b>3,000,000</b>	<b>6,000,000</b>	
<b>DEPARTMENT CORE REQUEST</b>							
	EE	0.00	0	3,000,000	3,000,000	6,000,000	
	<b>Total</b>	<b>0.00</b>	<b>0</b>	<b>3,000,000</b>	<b>3,000,000</b>	<b>6,000,000</b>	
<b>GOVERNOR'S RECOMMENDED CORE</b>							
	EE	0.00	0	3,000,000	3,000,000	6,000,000	
	<b>Total</b>	<b>0.00</b>	<b>0</b>	<b>3,000,000</b>	<b>3,000,000</b>	<b>6,000,000</b>	



**DECISION ITEM DETAIL**

Budget Unit	FY 2013	FY 2013	FY 2014	FY 2014	FY 2015	FY 2015	FY 2015	FY 2015
Decision Item	ACTUAL	ACTUAL	BUDGET	BUDGET	DEPT REQ	DEPT REQ	GOV REC	GOV REC
Budget Object Class	DOLLAR	FTE	DOLLAR	FTE	DOLLAR	FTE	DOLLAR	FTE
<b>TPL CONTRACTS</b>								
<b>CORE</b>								
PROFESSIONAL SERVICES	5,107,924	0.00	6,000,000	0.00	6,000,000	0.00	6,000,000	0.00
TOTAL - EE	5,107,924	0.00	6,000,000	0.00	6,000,000	0.00	6,000,000	0.00
<b>GRAND TOTAL</b>	<b>\$5,107,924</b>	<b>0.00</b>	<b>\$6,000,000</b>	<b>0.00</b>	<b>\$6,000,000</b>	<b>0.00</b>	<b>\$6,000,000</b>	<b>0.00</b>
GENERAL REVENUE	\$0	0.00	\$0	0.00	\$0	0.00	\$0	0.00
FEDERAL FUNDS	\$2,553,962	0.00	\$3,000,000	0.00	\$3,000,000	0.00	\$3,000,000	0.00
OTHER FUNDS	\$2,553,962	0.00	\$3,000,000	0.00	\$3,000,000	0.00	\$3,000,000	0.00

## PROGRAM DESCRIPTION

**Department: Social Services**

**Program Name: Third Party Liability (TPL) Contracts**

**Program is found in the following core budget(s): Third Party Liability (TPL) Contracts**

### 1. What does this program do?

The Third Party Liability (TPL) program is responsible for cost recovery and cost avoidance of MO HealthNet expenditures. By identifying other insurance carriers, MO HealthNet is able to cost avoid or recover costs already incurred. The MO HealthNet program seeks recovery from third-party sources when liability at the time of service had not yet been determined, when the third-party source was not known at the time of MO HealthNet payment, and for services that are federally mandated to be paid and then pursued. TPL functions are performed by agency staff in the TPL Unit and by a contractor. The TPL Contracts appropriation allows for payment to the contractor who works with the agency on TPL recovery and cost avoidance activities. The contractor is paid for its recovery services through a contingency contract rate for cash recoveries of 10% for the first \$10 million recovered and then 8% for any recoveries over \$10 million, which resets annually. There is also a per member per month (PMPM) rate of \$.165 for the cost avoidance services. The TPL program accounted for more than \$240.9 million in savings for the MO HealthNet program in FY 13 by cost avoiding claims and recovering MO HealthNet funds. Health Plans in the MO HealthNet Managed Care program are responsible for the TPL activities related to plan enrollees.

Historically, the contractor is successful in areas of recovery that the state is unable to pursue due to staff and computer system limitations, for instance, in Health Insurance Recovery. When the retroactive cash recovery benefit is exhausted, these recovery areas are converted to cost avoidance mechanisms and transferred to the state MMIS claims processing system. The contractor has the advantage of automation to increase TPL recoveries. Information stored in the data base includes participant eligibility, insurance carrier, billing addresses, insurance coverage, and other reference information necessary for automated billing. The TPL Unit and the contractor share responsibility for maintaining and updating the data, as well as conducting manual operations that continue to be a part of the recovery program.

Even though some responsibilities are shared, the TPL Unit and the contractor each perform specific cost saving and recovery activities. The TPL Unit concentrates on asserting liens on settlements of trauma-related incidents (which include personal injury, product liability, wrongful death, malpractice, workers' compensation, and traffic accidents). The TPL Unit also files claims for recovery of MO HealthNet expenditures in estate cases, Tax Equity and Fiscal Responsibility Act of 1982 (TEFRA) cases, on the personal funds accounts of deceased nursing home residents, and on any excess funds from irrevocable burial plans. For cost avoidance, the TPL Unit operates the Health Insurance Premium Payment (HIPP) Program and maintains the TPL data base where participant insurance information is stored. The contractor focuses on bulk billings to insurance carriers and other third parties and data matches to identify potential third parties. The following list itemizes the activities performed by the contractor as compared to those performed by the TPL Unit staff, and is followed by descriptions of the primary TPL programs.

#### TASKS PERFORMED BY THE CONTRACTOR

- Health insurance billing and follow-up;
- Data matches and associated billing (Tricare, MCHCP, and other insurance carriers such as BCBS, United Healthcare and Aetna);
- Provide TPL information for state files;
- Post Accounts Receivable data to state A/R system; and
- Maintain insurance billing files.

The current contractor is Health Management Systems (HMS). The contractor is paid for services on a contingency basis for recovery activities and a PMPM basis for cost avoidance activities through a portion of cash recoveries.

#### TASKS PERFORMED BY STATE TPL STAFF

- Liens, updates and follow-up on Trauma cases;
- Identify and follow-up on all Estate cases;
- Identify, file and follow-up on TEFRA liens;
- Identify and follow-up on Personal Funds cases;
- Recover any excess funds from irrevocable burial plans;
- Operate HIPP program;
- Post recoveries to Accounts Receivable systems;
- Maintain state TPL databases;
- Verify leads through MMIS contract; and
- Contract oversight.

HIPP Program - The objective of the Health Insurance Premium Payment Program (HIPP) is to identify and pay for employer-sponsored insurance policies for MO HealthNet participants to maximize MO HealthNet monies by shifting medical costs to private insurers and exhausting all third party resources before utilizing MO HealthNet. Each insurance policy paid by the HIPP program saves an average of \$25,266 annually. Note: The cost avoidance reporting for the HIPP Program was corrected at the beginning of FY12 resulting in a significant increase in the reported amount.

Trauma Settlement Recovery - The objective is to identify potentially liable third parties and to assert liens on litigation settlements to ensure maximum recovery of MO HealthNet expenditures. Each identification is researched to determine if pursuit is cost effective or even possible.

Personal Funds Recovery - The objective of this program is to identify Personal Funds Account Balances of deceased MO HealthNet participants who lived in nursing facilities and recover MO HealthNet expenditures made on behalf of those participants. Nursing facilities are required to pay MO HealthNet within sixty (60) days from the date of death (Section 198.090(7), RSMo).

Burial Plans Recovery - The objective of this program is to recover MO HealthNet expenditures from any excess funds from irrevocable burial plans. Burial lots and irrevocable burial contracts are exempt from consideration in determining MO HealthNet eligibility (Section 208.010, RSMo). The law also provides that if there are excess funds from irrevocable burial plans, the state should recover the excess up to the amount of public assistance benefits provided to the participant.

Estate Recovery - In this program, expenditures are recovered through identification and filing of claims on estates of deceased MO HealthNet participants. Data matches are coordinated with the Department of Health and Senior Services' Vital Statistics, Family Support Division's county offices' staff and cooperation of other public and private groups. When cases are established, staff verify expenditure documentation and assemble data for evidence. The TPL staff appear in court to testify on behalf of the state and explain MO HealthNet policies and procedures.

#### **2. What is the authorization for this program, i.e., federal or state statute, etc.? (Include the federal program number, if applicable.)**

State: RSMo. 198.090, 208.010, 208.153, 208.215, 473.398, 473.399 Federal law: Social Security Act, Section 1902, 1903, 1906, 1912, 1917; Federal regulation: 42 CFR 433 Subpart D

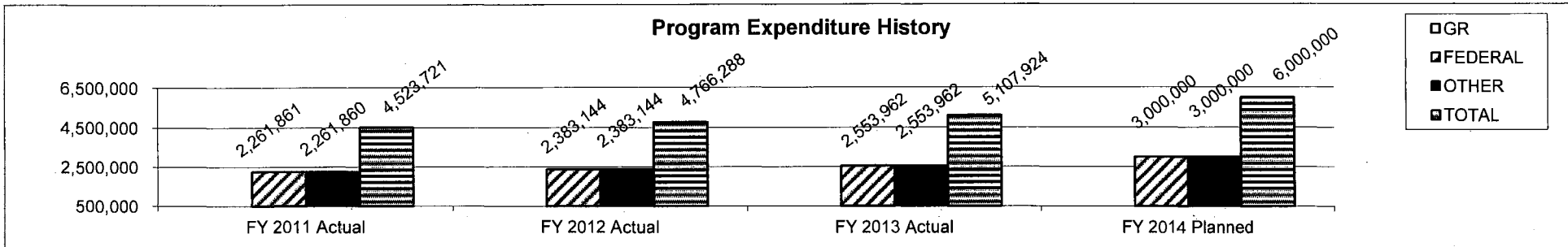
**3. Are there federal matching requirements? If yes, please explain.**

General Medicaid administrative expenditures earn a 50% federal match. For every dollar spent, DSS can earn \$0.50 in federal funding.

**4. Is this a federally mandated program? If yes, please explain.**

Yes, if cost effective. In order to not pursue a TPL claim, the agency must obtain a waiver from CMS by proving that a cost recovery effort is not cost effective.

**5. Provide actual expenditures for the prior three fiscal years and planned expenditures for the current fiscal year.**

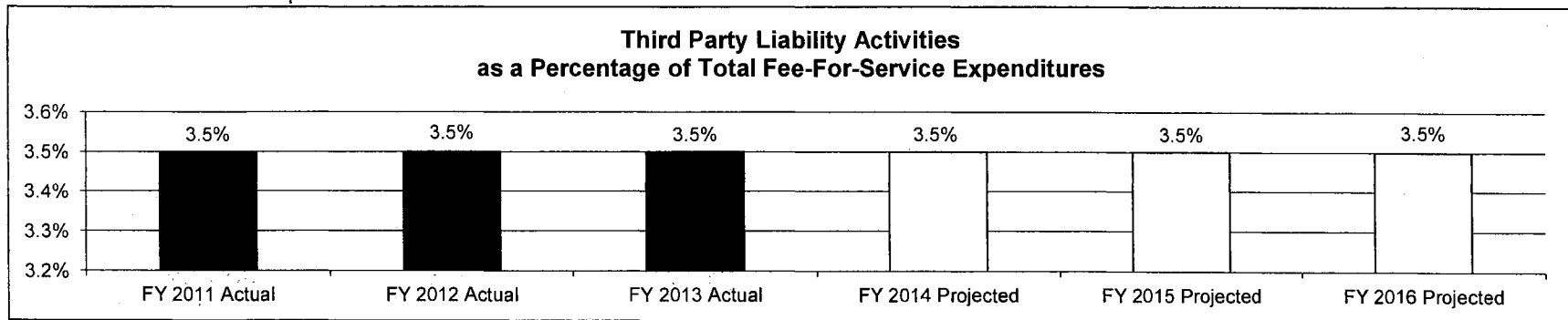


**6. What are the sources of the "Other" funds?**

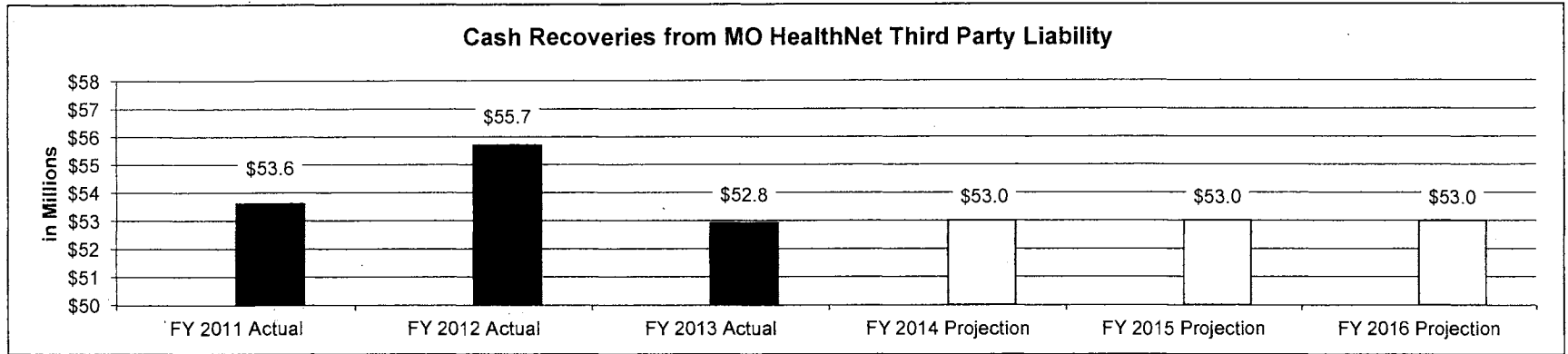
Third Party Liability Collections Fund (0120)

**7a. Provide an effectiveness measure.**

Effectiveness Measure: Third Party Liability (TPL) activities within the MO HealthNet Program ensure that liable third-party resources are being utilized as a primary source of payment in lieu of General Revenue. In state fiscal year 2013, TPL activities, including cost avoidance and cash recovery activities, saved 3.5% of total fee-for-service expenditures.



**7b. Provide an efficiency measure.**



SFY	Projected	Actual
2011	\$24.0 mil	\$32.6 mil
2012	\$26.0 mil	\$34.6 mil
2013	\$30.0 mil	\$30.9 mil
2014	\$34.0 mil	
2015	\$34.0 mil	
2016	\$34.0 mil	

SFY	Projected	Actual
2011	\$23.0 mil	\$21.0 mil
2012	\$22.5 mil	\$21.1 mil
2013	\$22.5 mil	\$21.9 mil
2014	\$22.0 mil	
2015	\$22.0 mil	
2016	\$22.0 mil	

MHD is enhancing efforts to obtain timely health insurance carrier information on a proactive basis for MO HealthNet participants to ensure that third party resources are utilized as a primary source of payment in lieu of taxpayer dollars. MHD contracts with a vendor to perform health insurance recoveries and cost avoidance activities. As MHD shifts its focus to cost avoidance, the trend for health insurance cash recoveries will even out or eventually reflect a decrease.

Actual cash recoveries for all other areas of third party recoveries have shown a decrease over the last few years due to several developments. Medicare providers are performing on-line adjustments rather than submitting reimbursement by check. Cash recoveries for the Estate Program have decreased due to the expanded definition of "estate" not being in statute; a court decision regarding spousal recovery; and the elimination of recovery of Medicare Part B premiums on or after the date of January 1, 2010. Trauma and casualty tort recoveries have decreased as a result of the Ahlborn class action decision in 2006.

**7c. Provide the number of clients/individuals served, if applicable.**

N/A

**7d. Provide a customer satisfaction measure, if available.**

N/A



**DECISION ITEM SUMMARY**

Budget Unit	FY 2013	FY 2013	FY 2014	FY 2014	FY 2015	FY 2015	FY 2015	FY 2015
Decision Item	ACTUAL	ACTUAL	BUDGET	BUDGET	DEPT REQ	DEPT REQ	GOV REC	GOV REC
Budget Object Summary	DOLLAR	FTE	DOLLAR	FTE	DOLLAR	FTE	DOLLAR	FTE
Fund								
<b>INFORMATION SYSTEMS</b>								
<b>CORE</b>								
<b>EXPENSE &amp; EQUIPMENT</b>								
GENERAL REVENUE	4,693,772	0.00	4,838,940	0.00	4,838,940	0.00	4,838,940	0.00
DEPT OF SOC SERV FEDERAL & OTH	40,188,971	0.00	32,880,170	0.00	32,880,170	0.00	32,880,170	0.00
HEALTH CARE TECHNOLOGY FUND	3,972	0.00	0	0.00	0	0.00	0	0.00
HEALTH INITIATIVES	1,432,693	0.00	0	0.00	0	0.00	0	0.00
TOTAL - EE	46,319,408	0.00	37,719,110	0.00	37,719,110	0.00	37,719,110	0.00
<b>PROGRAM-SPECIFIC</b>								
DEPT OF SOC SERV FEDERAL & OTH	0	0.00	6,695,180	0.00	6,695,180	0.00	6,695,180	0.00
UNCOMPENSATED CARE FUND	0	0.00	430,000	0.00	430,000	0.00	430,000	0.00
HEALTH INITIATIVES	0	0.00	1,591,687	0.00	1,591,687	0.00	1,591,687	0.00
TOTAL - PD	0	0.00	8,716,867	0.00	8,716,867	0.00	8,716,867	0.00
<b>TOTAL</b>	<b>46,319,408</b>	<b>0.00</b>	<b>46,435,977</b>	<b>0.00</b>	<b>46,435,977</b>	<b>0.00</b>	<b>46,435,977</b>	<b>0.00</b>
<b>Sustaining MHD Technology Infr - 1886006</b>								
<b>PROGRAM-SPECIFIC</b>								
GENERAL REVENUE	0	0.00	0	0.00	875,000	0.00	875,000	0.00
DEPT OF SOC SERV FEDERAL & OTH	0	0.00	0	0.00	4,125,000	0.00	4,125,000	0.00
TOTAL - PD	0	0.00	0	0.00	5,000,000	0.00	5,000,000	0.00
<b>TOTAL</b>	<b>0</b>	<b>0.00</b>	<b>0</b>	<b>0.00</b>	<b>5,000,000</b>	<b>0.00</b>	<b>5,000,000</b>	<b>0.00</b>
<b>Medicaid expansion - 1886019</b>								
<b>PROGRAM-SPECIFIC</b>								
GENERAL REVENUE	0	0.00	0	0.00	0	0.00	585,000	0.00
DEPT OF SOC SERV FEDERAL & OTH	0	0.00	0	0.00	0	0.00	5,265,000	0.00
TOTAL - PD	0	0.00	0	0.00	0	0.00	5,850,000	0.00
<b>TOTAL</b>	<b>0</b>	<b>0.00</b>	<b>0</b>	<b>0.00</b>	<b>0</b>	<b>0.00</b>	<b>5,850,000</b>	<b>0.00</b>
<b>GRAND TOTAL</b>	<b>\$46,319,408</b>	<b>0.00</b>	<b>\$46,435,977</b>	<b>0.00</b>	<b>\$51,435,977</b>	<b>0.00</b>	<b>\$57,285,977</b>	<b>0.00</b>

**CORE DECISION ITEM**

Department: Social Services  
 Division: MO HealthNet  
 Core: Information Systems

Budget Unit: 90522C

**1. CORE FINANCIAL SUMMARY**

	FY 2015 Budget Request			
	GR	Federal	Other	Total
PS				
EE	4,838,940	32,880,170	0	37,719,110
PSD	0	6,695,180	2,021,687	8,716,867
TRF				
<b>Total</b>	<b>4,838,940</b>	<b>39,575,350</b>	<b>2,021,687</b>	<b>46,435,977</b>
FTE				0.00

<b>Est. Fringe</b>	0	0	0	0
<i>Note: Fringes budgeted in House Bill 5 except for certain fringes budgeted directly to MoDOT, Highway Patrol, and Conservation.</i>				

Other Funds: Uncompensated Care Fund (0108)  
 Health Initiatives Fund (0275)

	FY 2015 Governor's Recommendation			
	GR	Federal	Other	Total
PS				
EE	4,838,940	32,880,170	0	37,719,110
PSD		6,695,180	2,021,687	8,716,867
TRF				
<b>Total</b>	<b>4,838,940</b>	<b>39,575,350</b>	<b>2,021,687</b>	<b>46,435,977</b>
FTE				0.00

<b>Est. Fringe</b>				
<i>Note: Fringes budgeted in House Bill 5 except for certain fringes budgeted directly to MoDOT, Highway Patrol, and Conservation.</i>				

Other Funds: Uncompensated Care Fund (0108)  
 Health Initiatives Fund (0275)

**2. CORE DESCRIPTION**

This core request is for the continued funding of MO HealthNet's Information Systems (IS). Core funding is used to pay for the Medicaid Management Information Systems (MMIS) contract. The MMIS contractor processes fee-for-service claims, managed care encounter data and provides enrollment broker services.

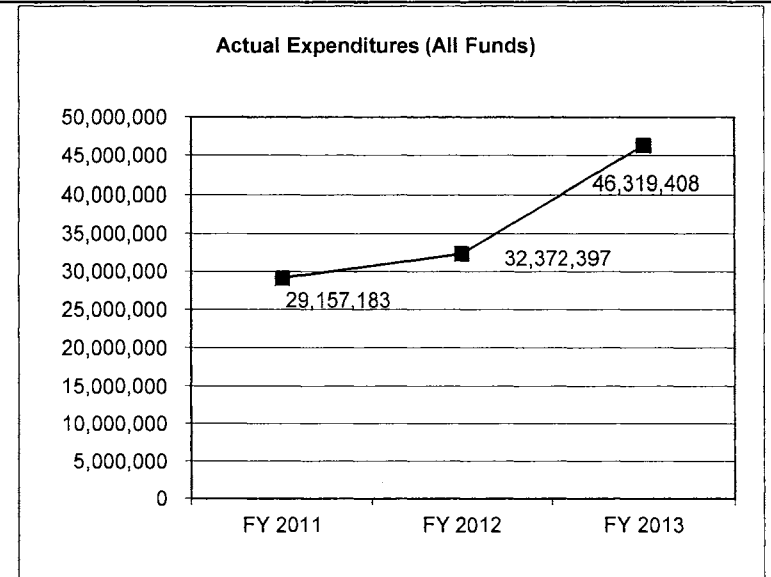
**3. PROGRAM LISTING (list programs included in this core funding)**

Information Systems



#### 4. FINANCIAL HISTORY

	FY 2011 Actual	FY 2012 Actual	FY 2013 Actual	FY 2014 Current Yr.
Appropriation (All Funds)	53,697,622	37,719,110	52,919,110	46,435,977
Less Reverted (All Funds)	(387,545)	(145,168)	(145,168)	N/A
Budget Authority (All Funds)	53,310,077	37,573,942	52,773,942	N/A
Actual Expenditures (All Funds)	29,157,183	32,372,397	46,319,408	N/A
Unexpended (All Funds)	24,152,894	5,201,545	6,454,534	N/A
Unexpended, by Fund:				
General Revenue	369,328	0	0	N/A
Federal	22,057,971	5,201,545	6,371,199	N/A
Other	1,725,595	0	83,335	N/A
	(1)	(2)	(3)	



Reverted includes Governor's standard 3 percent reserve (when applicable) and any extraordinary expenditure restrictions.

#### NOTES:

(1) FY11 Lapsed authority is for one-time MMIS reengineering costs spread over several fiscal years. Agency reserve of \$10,633,646 federal funds and \$1,180,400 in Health Care Technology Funds.

(2) FY12 Agency reserve of \$2,582,318 federal funds.

(3) FY13 Agency reserve of \$2,582,318 federal funds and \$45,450 in Health Initiatives Fund.

**CORE RECONCILIATION DETAIL**

**STATE**  
**INFORMATION SYSTEMS**

**5. CORE RECONCILIATION DETAIL**

	<b>Budget Class</b>	<b>FTE</b>	<b>GR</b>	<b>Federal</b>	<b>Other</b>	<b>Total</b>	<b>Explanation</b>
<b>TAFP AFTER VETOES</b>							
	EE	0.00	4,838,940	32,880,170	0	37,719,110	
	PD	0.00	0	6,695,180	2,021,687	8,716,867	
	<b>Total</b>	<b>0.00</b>	<b>4,838,940</b>	<b>39,575,350</b>	<b>2,021,687</b>	<b>46,435,977</b>	
<b>DEPARTMENT CORE REQUEST</b>							
	EE	0.00	4,838,940	32,880,170	0	37,719,110	
	PD	0.00	0	6,695,180	2,021,687	8,716,867	
	<b>Total</b>	<b>0.00</b>	<b>4,838,940</b>	<b>39,575,350</b>	<b>2,021,687</b>	<b>46,435,977</b>	
<b>GOVERNOR'S RECOMMENDED CORE</b>							
	EE	0.00	4,838,940	32,880,170	0	37,719,110	
	PD	0.00	0	6,695,180	2,021,687	8,716,867	
	<b>Total</b>	<b>0.00</b>	<b>4,838,940</b>	<b>39,575,350</b>	<b>2,021,687</b>	<b>46,435,977</b>	

**DECISION ITEM DETAIL**

Budget Unit	FY 2013	FY 2013	FY 2014	FY 2014	FY 2015	FY 2015	FY 2015	FY 2015
Decision Item	ACTUAL	ACTUAL	BUDGET	BUDGET	DEPT REQ	DEPT REQ	GOV REC	GOV REC
Budget Object Class	DOLLAR	FTE	DOLLAR	FTE	DOLLAR	FTE	DOLLAR	FTE
<b>INFORMATION SYSTEMS</b>								
<b>CORE</b>								
TRAVEL, IN-STATE	2,455	0.00	0	0.00	0	0.00	0	0.00
COMMUNICATION SERV & SUPP	0	0.00	898	0.00	898	0.00	898	0.00
PROFESSIONAL SERVICES	46,314,741	0.00	36,802,112	0.00	36,802,112	0.00	36,802,112	0.00
M&R SERVICES	0	0.00	916,100	0.00	916,100	0.00	916,100	0.00
BUILDING LEASE PAYMENTS	1,953	0.00	0	0.00	0	0.00	0	0.00
EQUIPMENT RENTALS & LEASES	259	0.00	0	0.00	0	0.00	0	0.00
<b>TOTAL - EE</b>	<b>46,319,408</b>	<b>0.00</b>	<b>37,719,110</b>	<b>0.00</b>	<b>37,719,110</b>	<b>0.00</b>	<b>37,719,110</b>	<b>0.00</b>
PROGRAM DISTRIBUTIONS	0	0.00	8,716,867	0.00	8,716,867	0.00	8,716,867	0.00
<b>TOTAL - PD</b>	<b>0</b>	<b>0.00</b>	<b>8,716,867</b>	<b>0.00</b>	<b>8,716,867</b>	<b>0.00</b>	<b>8,716,867</b>	<b>0.00</b>
<b>GRAND TOTAL</b>	<b>\$46,319,408</b>	<b>0.00</b>	<b>\$46,435,977</b>	<b>0.00</b>	<b>\$46,435,977</b>	<b>0.00</b>	<b>\$46,435,977</b>	<b>0.00</b>
<b>GENERAL REVENUE</b>	<b>\$4,693,772</b>	<b>0.00</b>	<b>\$4,838,940</b>	<b>0.00</b>	<b>\$4,838,940</b>	<b>0.00</b>	<b>\$4,838,940</b>	<b>0.00</b>
<b>FEDERAL FUNDS</b>	<b>\$40,188,971</b>	<b>0.00</b>	<b>\$39,575,350</b>	<b>0.00</b>	<b>\$39,575,350</b>	<b>0.00</b>	<b>\$39,575,350</b>	<b>0.00</b>
<b>OTHER FUNDS</b>	<b>\$1,436,665</b>	<b>0.00</b>	<b>\$2,021,687</b>	<b>0.00</b>	<b>\$2,021,687</b>	<b>0.00</b>	<b>\$2,021,687</b>	<b>0.00</b>

## PROGRAM DESCRIPTION

**Department: Social Services**

**Program Name: Information Systems**

**Program is found in the following core budget(s): Information Systems**

### 1. What does this program do?

The Information Systems (IS) program area includes the MMIS contract and the contract for the enrollment services for the MO HealthNet Managed Care Program. The primary function of Information Systems is to provide the tools and data needed to support administrative and financial decisions and to process fee-for-service claims and MO HealthNet Managed Care encounter data. IS focuses on the gathering, maintenance, analysis, and output of information and data related to claims and a multitude of claims-related interfaces. It is additionally responsible for providing the software and hardware support needed to measure, analyze, assess and manipulate this information in the process of decision making and formulating and testing new systems.

The State contracts with a private entity to operate the subsystems of the Medicaid Management Information System. The subsystems include Claims Processing, Management and Analysis Reporting, Surveillance and Utilization, Reference, Provider, Participant, Third Party Liability and Financial. In order to maintain quality management of MO HealthNet claims, the MO HealthNet Division requires the fiscal agent to:

- ♦ Maintain and enhance a highly automated MO HealthNet claims processing and information retrieval system.
- ♦ Process MO HealthNet claims involving over 41,000 providers of 68 different types, such as hospitals, physicians, dentists, ambulance service providers, nursing homes, therapists, hospices, and managed care health plans.
- ♦ Perform manual tasks associated with processing MO HealthNet claims, and to retrieve and produce utilization and management information that is required by the Division and/or various agencies within the federal government. For example, semi-annual utilization reports are generated for the Program Integrity unit to allow staff to detect and investigate over-utilization patterns and abuse. Third Party Liability (TPL) reports are produced that allow tracking of cost avoidance on claims and provide the capability to perform cost recovery functions.
- ♦ Provide capabilities and/or communications with the Department and the Division via on-line data links to facilitate transfers of data and monitoring of contract issues using menu driven reports and communications via electronic mail.
- ♦ Provide technical support to Managed Care health plans in the maintenance of data lines and the transfer of daily enrollment files and encounter data.

The MMIS is run on a mainframe computer system. There are approximately 35 programmers employed by the fiscal agent to maintain this system. The Interactive Voice Response (IVR) has the availability of approximately 70 incoming lines. The IVR hardware and software allows immediate access to eligibility, payment and claim status information.

The Imaging System allows document storage and retrieval along with a report repository. The fiscal agent supports a web application ([www.emomed.com](http://www.emomed.com)) that supports various provider functions such as claims data entry, send and receive files, electronic remittance advice along with real-time inquiries of claims, attachments, prior authorizations, eligibility and payment status.

The state began contracting out the MMIS in 1979. The latest MMIS contract began in FY2008 and was awarded to Infocrossing, Inc (now WIPRO). It consists of one year for takeover and transition, six years contracted for operations, and is renewable for three one-year extensions. This new MMIS contract includes seventeen (17) major enhancements scheduled to be implemented over the first few years of the contract period. The highlights of this re-engineering include a new relational database, a rules engine, and browser-based functionality.

Claims Processing: Claims processing changes with the two programs, the fee-for-service program versus MO HealthNet Managed Care. Under the fee-for-service program, claims are processed for payment to the provider. Services under MO HealthNet Managed Care, which are covered by the capitation payment, do not generate a claim. Whomever provides the service is reimbursed by a health plan. The service still results in involvement by IS through the processing of encounter claims. An encounter claim is the same as a regular claim in terms of the information processed such as patient identification, diagnosis and the service(s) provided; it is just not subject to payment. The federal government requires that encounter claims be submitted to the state agency. Encounter claims are transmitted by health plans to the fiscal agent where they are processed and the data is stored.

Managed Care Impact: MO HealthNet managed care increases the demand on Information Systems because of the need to interface with numerous different data processing systems. The MMIS system “talks” to the systems run by each of the three individual health plans that contract with the state for Managed Care. Success of the Managed Care program is data-driven. The agency needs encounter data from the health plans in order to set rates and see what services are being provided to agency clients, otherwise on-site audits of thousands of providers would be required. Resolving encounter data and other system problems with individual health plans is staff intensive.

Average claims processing time continues to decrease due to increased electronic claims processing and system improvements from 3.03 days in FY95 to .61 days in FY13.

Enrollment Broker: The enrollment broker is responsible for assisting MO HealthNet participants receiving health care benefits through a managed care arrangement in plan enrollment. During FY 2014, the enrollment broker function will transition from Wipro Infocrossing to a new contractor responsible 1) for assisting Missourians with the Medicaid application when the individual is applying online through the new eligibility and enrollment system and 2) with Managed Care enrollment processes, should the participant receive benefits through managed care. The intent is to streamline processes so that individuals can apply for Medicaid benefits, and if eligible, complete the managed care enrollment process at the same time. This ensures that Medicaid participants receive the appropriate level of care as expeditiously as possible. Once an individual is eligible for Medicaid benefits, only inquiries received on managed care enrollment will continue to be handled through the Contact Center. Other questions, correspondence or communication will be handled through the current call center or by FSD offices.

Emerging Issues: ICD-10: The ICD-10 code sets will replace the ICD-9 code sets currently used throughout the healthcare industry as diagnosis and inpatient hospital procedure codes. The ICD-10 code sets expand significantly on the existing ICD-9 code sets by adding thousands of new codes and by allowing for the encoding of a significant amount of additional data regarding a diagnosis and an inpatient procedure. A Centers for Medicare and Medicaid Services (CMS) rule requires all State Medicaid Programs and their healthcare service providers to implement ICD-10 code sets October 1, 2014. MHD plans to implement these code sets in October 2013 for purposes of testing with providers.

**MMIS Reprocurement:** The initial contract period with Wipro Infocrossing, Inc. for the operation of the primary Missouri Medicaid Management Information System (MMIS) and Medicaid call centers will end on June 30, 2014 with options to renew annually for up to three additional years (through June 30, 2017). The initial contract period with Xerox, Inc. for the operation of the Clinical Management System for Pharmacy Claims and Prior Authorization (CMSP) will end on June 30, 2012 with options to renew annually for up to six additional years (through June 30, 2018). Due to the complexity and potential cost of these contracts, MHD will contract for an independent review of the renewal options available to Missouri for provisions of aforementioned services. MHD has contracted with CSG Government Solutions, Inc. to complete a Medicaid Information Technology Architecture (MITA) assessment as required by CMS. A second phase, an analysis of the current system and MHD business needs, will build on the initial assessment to complete the review and form the recommendations. It is estimated that implementation of a replacement system would take three to five years.

**2. What is the authorization for this program, i.e., federal or state statute, etc.? (Include the federal program number, if applicable.)**

State statute: RSMo. 208.166 and 208.201; Federal law: Social Security Act Section 1902(a)(4), 1903(a)(3) and 1915(b); Federal Regulation 42 CFR 433(C) and 438; Children's Health Insurance Program State Plan Amendment.

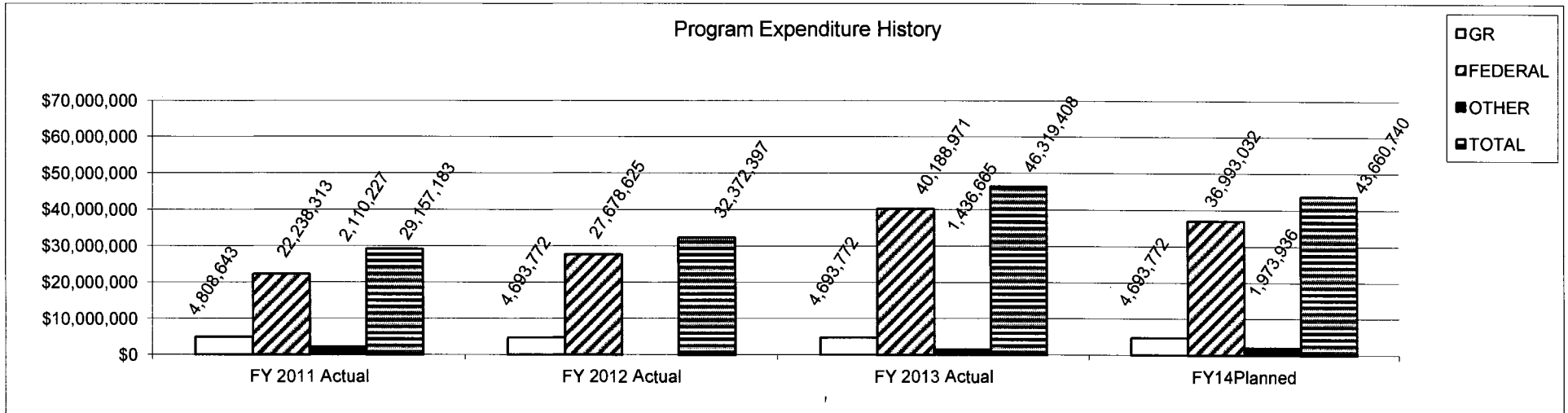
**3. Are there federal matching requirements? If yes, please explain.**

Expenditures for MMIS operations have three different federal financial participation (FFP) rates. The majority of MMIS expenditures earn 75% FFP and require 25% state share. Functions earning 75% include MMIS base operations and call center operations. Approved system enhancements earn 90% FFP and require 10% state share. Enrollment broker services, postage and General Medicaid administrative expenditures earn 50% FFP and requires 50% state share.

**4. Is this a federally mandated program? If yes, please explain.**

Yes. Section 1902(a)(4) of the Social Security Act requires such methods of administration as necessary for the proper and efficient administration of the Medicaid State Plan.

**5. Provide actual expenditures for the prior three fiscal years and planned expenditures for the current fiscal year.**



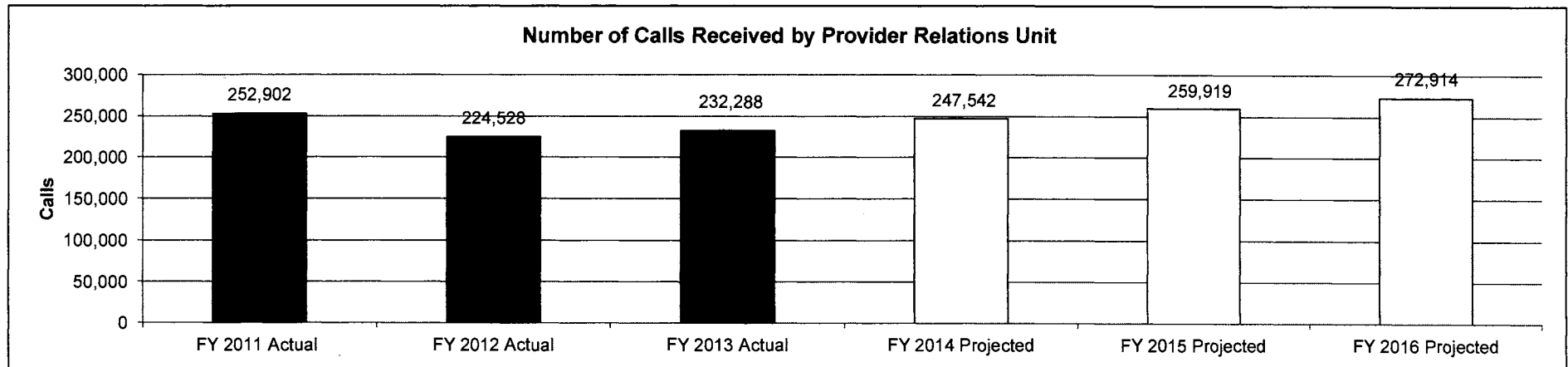
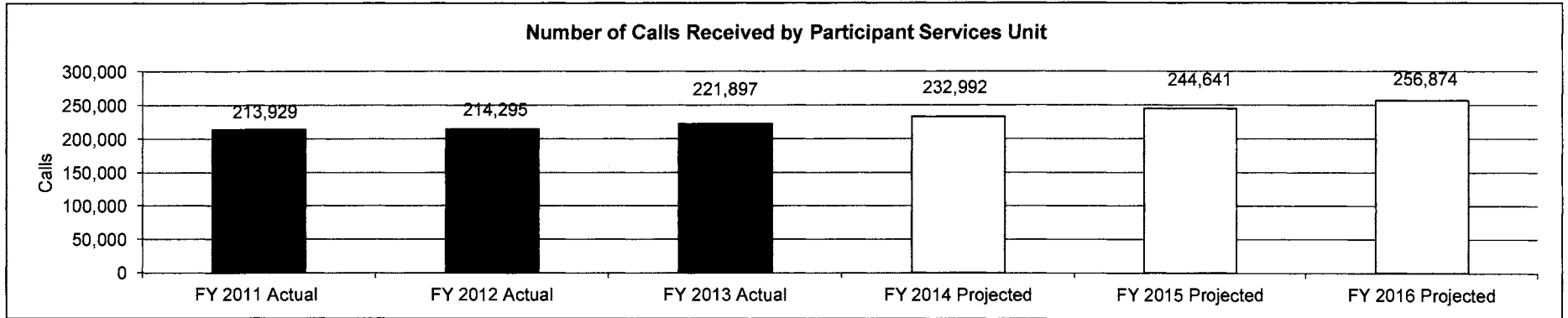
FY 2014 is net of reverted and reserves. Reverted: \$192,919 GR and Other. Reserves: \$2,582,318 Federal

**6. What are the sources of the "Other" funds?**

Healthcare Technology Fund (0170) - FY 2010 and FY 2013  
Health Initiatives Fund (0275) - FY 2013 and FY 2014  
Uncompensated Care Fund (0108)- FY 2014

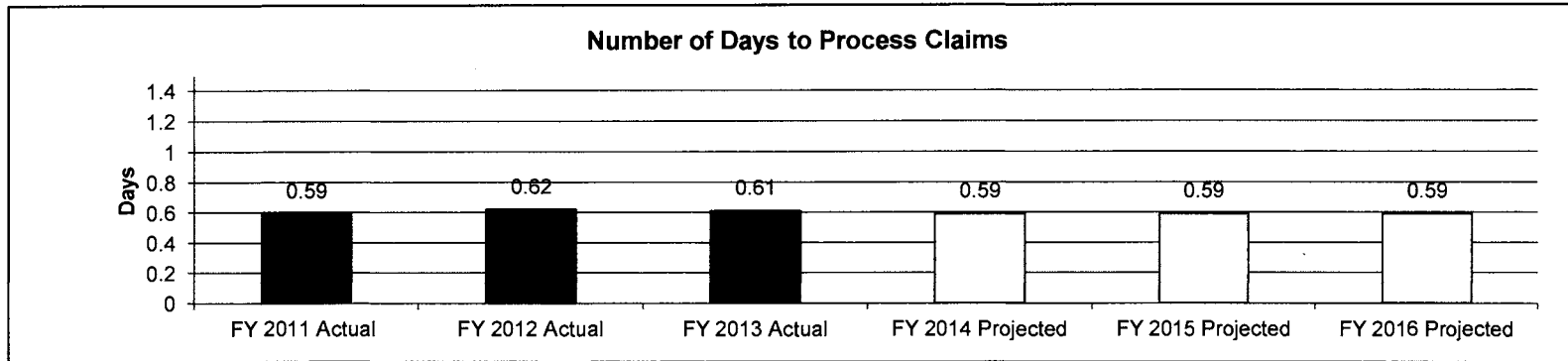
**7a. Provide an effectiveness measure.**

Effectiveness Measure: Provide support for participants and providers. Last year the Participant Services Unit received and responded to 221,897 calls from participants. The Provider Relations Unit received and responded to 232,288 calls in SFY 2013.

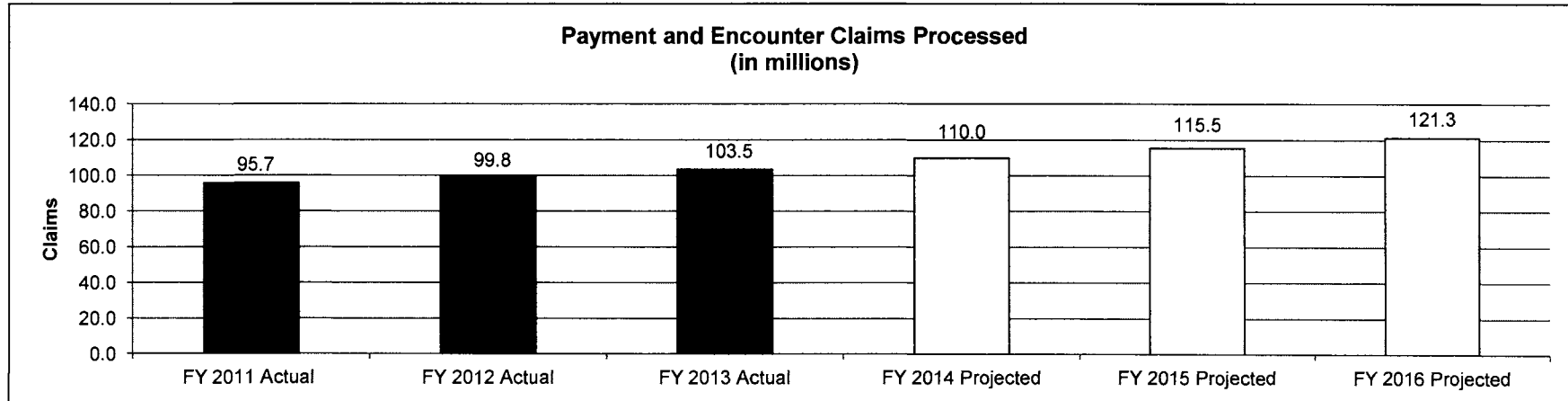


**7b. Provide an efficiency measure.**

Promptly process "clean" claims in less than one day. For the past three fiscal years, claims passing system edits have been processed in less than one day. Processed claims are paid twice a month. In SFY 2013, over 103.5 million claims were processed.



**7c. Provide the number of clients/individuals served, if applicable.**



**7d. Provide a customer satisfaction measure, if available.**

N/A



**NEW DECISION ITEM  
RANK: 11**

Department: Social Services  
 Division: MO HealthNet  
 DI Name: Sustaining MO HealthNet Technology Infrastructure

Budget Unit: 90522C  
 DI#: 1886006

**1. AMOUNT OF REQUEST**

	FY 2015 Budget Request			
	GR	Federal	Other	Total
PS				
EE				
PSD	875,000	4,125,000		5,000,000
TRF				
<b>Total</b>	<b>875,000</b>	<b>4,125,000</b>		<b>5,000,000</b>

	FY 2015 Governor's Recommendation			
	GR	Federal	Other	Total
PS				
EE				
PSD	875,000	4,125,000		5,000,000
TRF				
<b>Total</b>	<b>875,000</b>	<b>4,125,000</b>		<b>5,000,000</b>

FTE

<i>Est. Fringe</i>	0	0	0	0
--------------------	---	---	---	---

*Note: Fringes budgeted in House Bill 5 except for certain fringes budgeted directly to MoDOT, Highway Patrol, and Conservation.*

FTE

<i>Est. Fringe</i>	0	0	0	0
--------------------	---	---	---	---

*Note: Fringes budgeted in House Bill 5 except for certain fringes budgeted directly to MoDOT, Highway Patrol, and Conservation.*

Other Funds:

Other Funds:

**2. THIS REQUEST CAN BE CATEGORIZED AS:**

- |   |  |  |
|---|--|--|
| <input type="checkbox"/> New Legislation            | <input type="checkbox"/> New Program       | <input type="checkbox"/> Fund Switch           |
| <input checked="" type="checkbox"/> Federal Mandate | <input type="checkbox"/> Program Expansion | <input type="checkbox"/> Cost to Continue      |
| <input type="checkbox"/> GR Pick-Up                 | <input type="checkbox"/> Space Request     | <input type="checkbox"/> Equipment Replacement |
| <input type="checkbox"/> Pay Plan                   | <input type="checkbox"/> Other: Inflation  |  |

**3. WHY IS THIS FUNDING NEEDED? PROVIDE AN EXPLANATION FOR ITEMS CHECKED IN #2. INCLUDE THE FEDERAL OR STATE STATUTORY OR CONSTITUTIONAL AUTHORIZATION FOR THIS PROGRAM.**

*NDI SYNOPSIS: Funding is requested to meet Medicaid systems Federal requirements and to maximize MO HealthNet's use of technology to manage a health care payment and delivery system for over 900,000 Medicaid and CHIP eligibles.*

Funding is requested to:

- Ensure Missouri's compliance with Federal regulations on how Medicaid Management Information Systems (MMIS) must accept claims, report data and disburse payments and remittance advice. The project requirements and timeframes for implementation are published in 45 CFR Part 162.1002 (ICD-10) and 45 CFR Parts 160 and 162 [CMS-0032-IFC] (5010 D.O).

- Begin the reprocurment process for services provided under the MMIS and Clinical Management System for Pharmacy Claims and Prior Authorization (CMSP). Initial funding will support an analysis of the current system and options on how the state may proceed with the reprocurmnet process.

**4. DESCRIBE THE DETAILED ASSUMPTIONS USED TO DERIVE THE SPECIFIC REQUESTED AMOUNT. (How did you determine that the requested number of FTE were appropriate? From what source or standard did you derive the requested levels of funding? Were alternatives such as outsourcing or automation considered? If based on new legislation, does request tie to TAFP fiscal note? If not, explain why. Detail which portions of the request are one-times and how those amounts were calculated.)**

**ICD-10 Implementation**

The Federal Department of Health and Human Services (DHHS) published a final rule under 45 CFR Part 162.1002 under the Administrative Simplification provision of the Health Insurance Portability and Accountability Act (HIPAA) requiring implementation of the following by all healthcare providers and payers:

\*International Classification of Diseases and Related Health Problems, 10th Edition,  
Clinical Modifications (ICD-10-CM) Diagnosis

\*International Classification of Diseases and Related Health Problems, 10th Edition,  
Procedure Coding System (ICD-10-PCS) Inpatient Hospital Procedure Coding System

A rule issued by CMS in 2012 changed the implementation date to October 1. The ICD-10 code sets will replace the ICD-9 code sets currently used throughout the healthcare industry as diagnosis and inpatient hospital procedure codes. The ICD-10 code sets expand significantly on the existing ICD-9 code sets by adding thousands of new codes and by allowing for the encoding of a significant amount of additional data regarding a diagnosis and an inpatient procedure. After conversion, the new codesets will allow MO HealthNet the opportunity to improve reporting, analytics, and claim editing.

MO HealthNet has completed the initial ICD-9 to ICD-10 translation and is scheduled to implement the Medicaid Management Information System (MMIS) changes in October 2013. During the remainder of FY14, MO HealthNet will focus on outreach, training and testing with Missouri healthcare providers. During the first quarter of FY15, MO HealthNet will focus on final preparations for the October 1, 2014 conversion to the ICD-10 codesets. FY15 funding will be used to enhance the MMIS call centers to assist healthcare providers with the conversion and minimize the risk of disruption to billing and payment cycles and to finalize the ICD-10 translation as additional guidance is issued by CMS.

**CORE Operating Rules Phase IV**

Federal law requires all HIPAA-covered entities adopt the Council for Affordable Quality Healthcare's (CAQH) Committee on Operating Rules for Information Exchange (CORE) Operating Rules. These operating rules are part of a federal initiative to simplify the enrollment, claims submission, and payment processes for healthcare providers by standardizing the business processes and transactions, thereby reducing the overall cost of healthcare. The CORE operating rules will be implemented in four phases over a four year period ending January 1, 2016. MO HealthNet has completed implementation of Phases I and II and is scheduled to implement Phase III in December 2013.

The CORE Operating Rules Phase IV will focus on provider enrollment and claims and payment transactions and is required to be implemented by January 1, 2016. Final guidance on the Phase IV requirements has not yet been issued by CMS, but MO HealthNet anticipates receiving the guidance during FY14. During FY15, MO HealthNet will work with the MMIS contractor Wipro Infocrossing, Inc. to define the requirements and identify the system changes required to implement Phase IV. MO HealthNet is required to certify compliance with the Phase IV CORE operating rules to CMS by January 1, 2016 or be subject to a penalty of one dollar per covered life per day up to a maximum penalty of twenty dollars per covered life for the first year.

MO HealthNet anticipates requiring additional funding during FY16 to complete the Phase IV implementation, but cannot provide an accurate estimate until the final Phase IV guidance is released.

**MMIS Reprourement**

The contract with Wipro Infocrossing, Inc. as the MO HealthNet Fiscal Agent and for the operation of the primary Missouri Medicaid Management Information System (MMIS) and Medicaid call centers will expire on June 30, 2014 with options to renew annually for up to three additional years. The contract with Xerox Heritage, Inc. for the operation of the Clinical Management System for Pharmacy Claims and Prior Authorization (CMSP) expired on June 30, 2012 with options to renew annually for up to six additional years. State and federal laws require the reprourement of these contracts.

During FY14, MO HealthNet working with an independent contractor is scheduled to complete an assessment of the current Medicaid information technology architecture and develop a long-term MMIS strategy and roadmap to guide the MMIS reprourement. The Missouri MMIS is a legacy system with components dating back to the 1980s, but has had several enhancements using today's technologies.

CMS has issued guidance requiring all MMIS systems qualifying for enhanced federal funding to meet standards reflective of modern technologies and architectures. The Missouri MMIS in its current form meets some but not all of the federal standards required for enhanced federal funding. Several MMIS strategy options are currently being evaluated including enhancement of the current MMIS with new technologies and a total system replacement. Once a strategy has been determined, MO HealthNet will begin the procurement process by developing the necessary Requests for Proposal (RFPs). Due to the size, complexity, and cost of MMIS solutions and the federal MMIS procurement processes, an MMIS procurement is a multi-year process.

During FY15, MO HealthNet will work with a contractor to develop the RFPs. The procurement will be completed during FY16 followed by the implementation of the selected solution. MMIS enhancement or replacement projects typically require three to five years.

Governor Recommended as requested.

		<b>Total</b>	<b>GR</b>	<b>Federal</b>
<b>Information Systems:</b>				
	ICD-10	\$1,500,000	\$150,000	\$1,350,000
	5010 D.O / CORE	\$1,000,000	\$100,000	\$900,000
	MMIS/CMPS Procurement	\$2,500,000	\$625,000	\$1,875,000
<b>Total</b>		\$5,000,000	\$875,000	\$4,125,000

**5. BREAK DOWN THE REQUEST BY BUDGET OBJECT CLASS, JOB CLASS, AND FUND SOURCE. IDENTIFY ONE-TIME COSTS.**

Budget Object Class/Job Class	Dept Req GR DOLLARS	Dept Req GR FTE	Dept Req FED DOLLARS	Dept Req FED FTE	Dept Req OTHER DOLLARS	Dept Req OTHER FTE	Dept Req TOTAL DOLLARS	Dept Req TOTAL FTE
Total PS	0	0.0	0	0.0	0	0.0	0	0.0
Total EE	0		0		0		0	
Program Distributions	875,000		4,125,000		0		5,000,000	
Total PSD	875,000		4,125,000		0		5,000,000	
Transfers								
Total TRF	0		0		0		0	
Grand Total	875,000	0.0	4,125,000	0.0	0	0.0	5,000,000	0.0

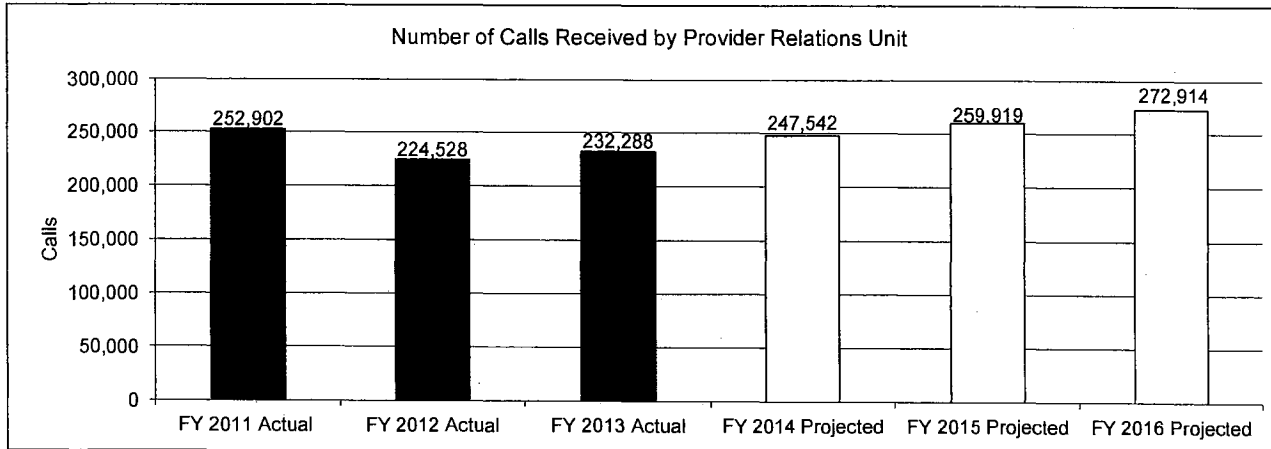
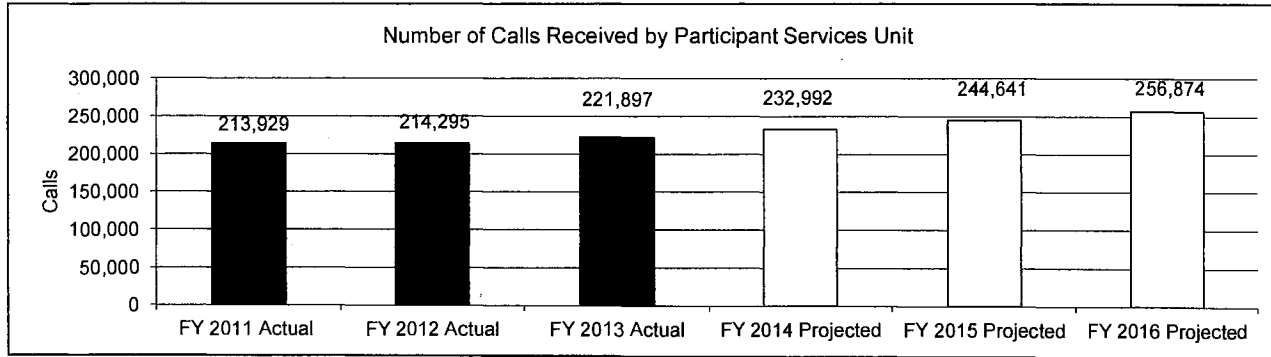
**5. BREAK DOWN THE REQUEST BY BUDGET OBJECT CLASS, JOB CLASS, AND FUND SOURCE. IDENTIFY ONE-TIME COSTS.**

Budget Object Class/Job Class	Gov Rec GR DOLLARS	Gov Rec GR FTE	Gov Rec FED DOLLARS	Gov Rec FED FTE	Gov Rec OTHER DOLLARS	Gov Rec OTHER FTE	Gov Rec TOTAL DOLLARS	Gov Rec TOTAL FTE
Total PS	0	0.0	0	0.0	0	0.0	0	0.0
Total EE	0		0		0		0	
Program Distributions	875,000		4,125,000				5,000,000	
Total PSD	875,000		4,125,000		0		5,000,000	
Transfers								
Total TRF	0		0		0		0	
Grand Total	875,000	0.0	4,125,000	0.0	0	0.0	5,000,000	0.0

**6. PERFORMANCE MEASURES (If new decision item has an associated core, separately identify projected performance with & without additional funding.)**

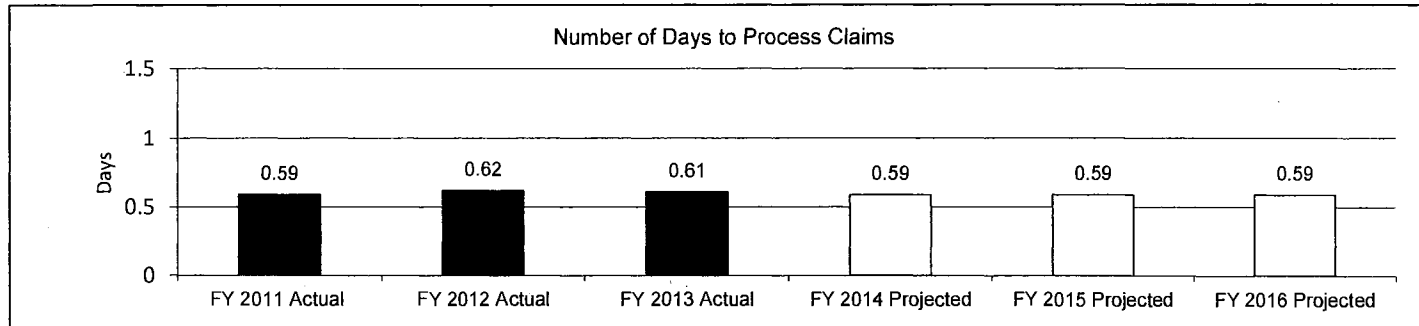
**6a. Provide an effectiveness measure.**

Effectiveness Measure: Provide support for participants and providers. Last year the Participant Services Unit received and responded to over 221,897 calls from participants. The Provider Relations Unit received and responded to 232,288 calls in SFY 2013.

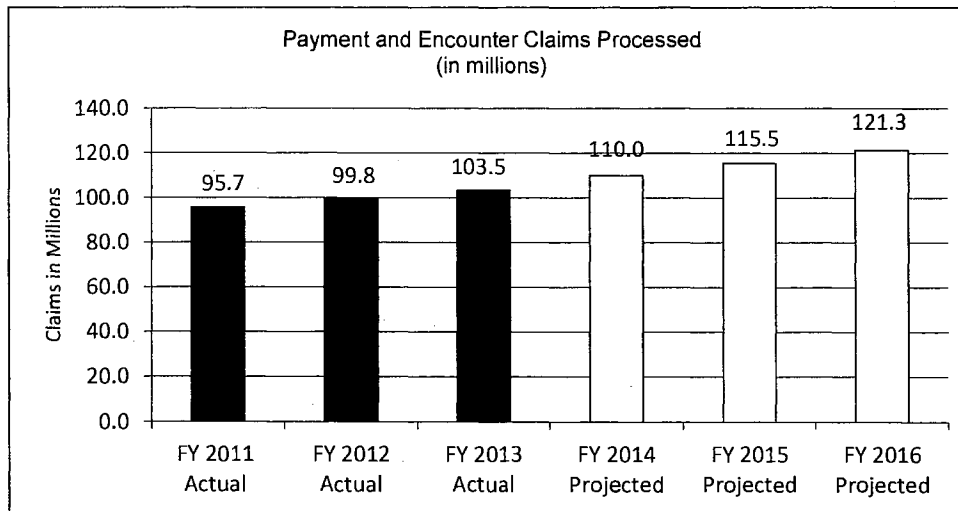


**6b. Provide an efficiency measure.**

Efficiency Measure: Promptly process "clean" claims in less than one day. For the past three fiscal years, claims passing system edits have been processed in less than one day. Processed claims are paid twice a month. In SFY 2013, over 103.5 million claims were processed.



**6c. Provide the number of clients/individuals served, if applicable.**



**6d. Provide a customer satisfaction measure, if available.**  
N/A

**7. STRATEGIES TO ACHIEVE THE PERFORMANCE MEASUREMENT TARGETS:**

N/A

**DECISION ITEM DETAIL**

Budget Unit	FY 2013	FY 2013	FY 2014	FY 2014	FY 2015	FY 2015	FY 2015	FY 2015
Decision Item	ACTUAL	ACTUAL	BUDGET	BUDGET	DEPT REQ	DEPT REQ	GOV REC	GOV REC
Budget Object Class	DOLLAR	FTE	DOLLAR	FTE	DOLLAR	FTE	DOLLAR	FTE
<b>INFORMATION SYSTEMS</b>								
<b>Sustaining MHD Technology Infr - 1886006</b>								
PROGRAM DISTRIBUTIONS	0	0.00	0	0.00	5,000,000	0.00	5,000,000	0.00
TOTAL - PD	0	0.00	0	0.00	5,000,000	0.00	5,000,000	0.00
<b>GRAND TOTAL</b>	<b>\$0</b>	<b>0.00</b>	<b>\$0</b>	<b>0.00</b>	<b>\$5,000,000</b>	<b>0.00</b>	<b>\$5,000,000</b>	<b>0.00</b>
GENERAL REVENUE	\$0	0.00	\$0	0.00	\$875,000	0.00	\$875,000	0.00
FEDERAL FUNDS	\$0	0.00	\$0	0.00	\$4,125,000	0.00	\$4,125,000	0.00
OTHER FUNDS	\$0	0.00	\$0	0.00	\$0	0.00	\$0	0.00





**DECISION ITEM SUMMARY**

Budget Unit	FY 2013	FY 2013	FY 2014	FY 2014	FY 2015	FY 2015	FY 2015	FY 2015
Decision Item	ACTUAL	ACTUAL	BUDGET	BUDGET	DEPT REQ	DEPT REQ	GOV REC	GOV REC
Budget Object Summary	DOLLAR	FTE	DOLLAR	FTE	DOLLAR	FTE	DOLLAR	FTE
Fund								
<b>ELECTRONIC HLTH RECORDS INCNTV</b>								
<b>CORE</b>								
EXPENSE & EQUIPMENT								
FEDERAL STIMULUS-DSS	803,561	0.00	0	0.00	0	0.00	0	0.00
TOTAL - EE	803,561	0.00	0	0.00	0	0.00	0	0.00
PROGRAM-SPECIFIC								
FEDERAL STIMULUS-DSS	61,877,208	0.00	100,000,000	0.00	85,000,000	0.00	85,000,000	0.00
TOTAL - PD	61,877,208	0.00	100,000,000	0.00	85,000,000	0.00	85,000,000	0.00
<b>TOTAL</b>	<b>62,680,769</b>	<b>0.00</b>	<b>100,000,000</b>	<b>0.00</b>	<b>85,000,000</b>	<b>0.00</b>	<b>85,000,000</b>	<b>0.00</b>
<b>GRAND TOTAL</b>	<b>\$62,680,769</b>	<b>0.00</b>	<b>\$100,000,000</b>	<b>0.00</b>	<b>\$85,000,000</b>	<b>0.00</b>	<b>\$85,000,000</b>	<b>0.00</b>

**CORE DECISION ITEM**

Department: Social Services  
 Division: MO HealthNet  
 Core: Electronic Health Records Incentives

Budget Unit: 90523C

**1. CORE FINANCIAL SUMMARY**

	FY 2015 Budget Request			
	GR	Federal	Other	Total
PS				
EE				
PSD		85,000,000		85,000,000
TRF				
<b>Total</b>		<b>85,000,000</b>		<b>85,000,000</b>

	FY 2015 Governor's Recommendation			
	GR	Fed	Other	Total
PS				
EE				
PSD		85,000,000		85,000,000
TRF				
<b>Total</b>		<b>85,000,000</b>		<b>85,000,000</b>

FTE 0.00

FTE 0.00

<b>Est. Fringe</b>	0	0	0	0
<i>Note: Fringes budgeted in House Bill 5 except for certain fringes budgeted directly to MoDOT, Highway Patrol, and Conservation.</i>				

<b>Est. Fringe</b>	0	0	0	0
<i>Note: Fringes budgeted in House Bill 5 except for certain fringes budgeted directly to MoDOT, Highway Patrol, and Conservation.</i>				

Other Funds:

Other Funds:

**2. CORE DESCRIPTION**

This core request is for funding of the MO HealthNet Electronic Health Record (EHR) Incentive Program, that provides incentive payments to eligible professionals and eligible hospitals that adopt, implement, upgrade, or meaningfully use certified EHR technology. Eligible providers must meet Medicaid patient volume thresholds, purchase and use certified EHR products, and meet meaningful use requirements to demonstrate that EHR systems are used to improve clinical outcomes over time.

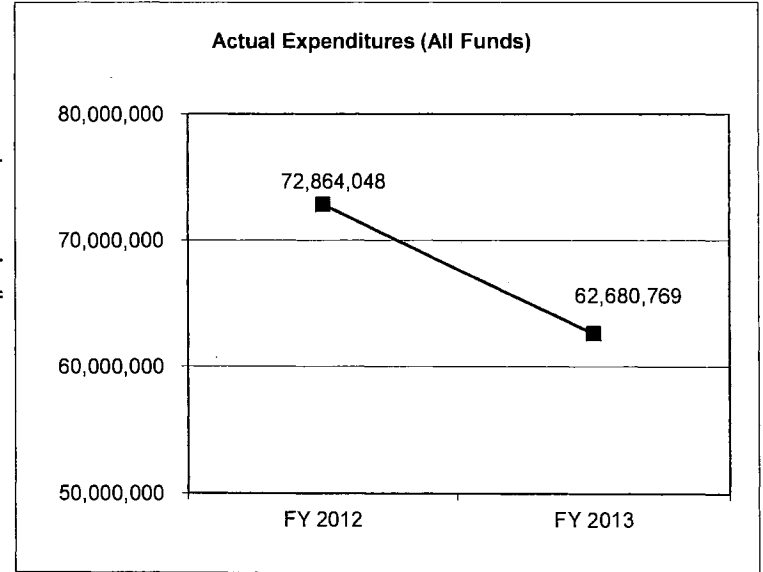
**3. PROGRAM LISTING (list programs included in this core funding)**

Electronic Health Records Incentives

**4. FINANCIAL HISTORY**

	FY 2011 Actual	FY 2012 Actual	FY 2013 Actual	FY 2014 Current Yr.
Appropriation (All Funds)	0	100,000,000	100,000,000	100,000,000
Less Reverted (All Funds)	0	0	0	N/A
Budget Authority (All Funds)	0	100,000,000	100,000,000	N/A
Actual Expenditures (All Funds)	0	72,864,048	62,680,769	N/A
Unexpended (All Funds)	0	27,135,952	37,319,231	N/A
Unexpended, by Fund:				
General Revenue	0	0	0	N/A
Federal	0	0	37,319,231	N/A
Other	0	0	0	N/A

(1)



Reverted includes Governor's standard 3 percent reserve (when applicable) and any extraordinary expenditure restrictions.

**NOTES:**

(1) FY12 Program began in FY 2012. Appropriation increase of \$40,000,000

**CORE RECONCILIATION DETAIL**

STATE

ELECTRONIC HLTH RECORDS INCNTV

**5. CORE RECONCILIATION DETAIL**

	Budget Class	FTE	GR	Federal	Other	Total	Explanation
<b>TAFP AFTER VETOES</b>							
	PD	0.00	0	100,000,000	0	100,000,000	
	<b>Total</b>	<b>0.00</b>	<b>0</b>	<b>100,000,000</b>	<b>0</b>	<b>100,000,000</b>	
<b>DEPARTMENT CORE ADJUSTMENTS</b>							
Core Reduction	660 7962 PD	0.00	0	(15,000,000)	0	(15,000,000)	Core Reduction based on expected expenditures.
	<b>NET DEPARTMENT CHANGES</b>	<b>0.00</b>	<b>0</b>	<b>(15,000,000)</b>	<b>0</b>	<b>(15,000,000)</b>	
<b>DEPARTMENT CORE REQUEST</b>							
	PD	0.00	0	85,000,000	0	85,000,000	
	<b>Total</b>	<b>0.00</b>	<b>0</b>	<b>85,000,000</b>	<b>0</b>	<b>85,000,000</b>	
<b>GOVERNOR'S RECOMMENDED CORE</b>							
	PD	0.00	0	85,000,000	0	85,000,000	
	<b>Total</b>	<b>0.00</b>	<b>0</b>	<b>85,000,000</b>	<b>0</b>	<b>85,000,000</b>	

**DECISION ITEM DETAIL**

Budget Unit	FY 2013	FY 2013	FY 2014	FY 2014	FY 2015	FY 2015	FY 2015	FY 2015
Decision Item	ACTUAL	ACTUAL	BUDGET	BUDGET	DEPT REQ	DEPT REQ	GOV REC	GOV REC
Budget Object Class	DOLLAR	FTE	DOLLAR	FTE	DOLLAR	FTE	DOLLAR	FTE
<b>ELECTRONIC HLTH RECORDS INCNTV</b>								
<b>CORE</b>								
TRAVEL, OUT-OF-STATE	2,854	0.00	0	0.00	0	0.00	0	0.00
PROFESSIONAL DEVELOPMENT	940	0.00	0	0.00	0	0.00	0	0.00
PROFESSIONAL SERVICES	799,767	0.00	0	0.00	0	0.00	0	0.00
TOTAL - EE	803,561	0.00	0	0.00	0	0.00	0	0.00
PROGRAM DISTRIBUTIONS	61,877,208	0.00	100,000,000	0.00	85,000,000	0.00	85,000,000	0.00
TOTAL - PD	61,877,208	0.00	100,000,000	0.00	85,000,000	0.00	85,000,000	0.00
<b>GRAND TOTAL</b>	<b>\$62,680,769</b>	<b>0.00</b>	<b>\$100,000,000</b>	<b>0.00</b>	<b>\$85,000,000</b>	<b>0.00</b>	<b>\$85,000,000</b>	<b>0.00</b>
GENERAL REVENUE	\$0	0.00	\$0	0.00	\$0	0.00	\$0	0.00
FEDERAL FUNDS	\$62,680,769	0.00	\$100,000,000	0.00	\$85,000,000	0.00	\$85,000,000	0.00
OTHER FUNDS	\$0	0.00	\$0	0.00	\$0	0.00	\$0	0.00

## PROGRAM DESCRIPTION

**Department: Social Services**

**Program Name: Electronic Health Records Incentive**

**Program is found in the following core budget(s): Electronic Health Records Incentive**

**1. What does this program do?**

Missouri's Medicaid EHR Incentive Program became operational on April 4, 2011. To qualify for Medicaid incentive payments during the first year, participants must meet volume thresholds for Medicaid patients and show that they have adopted, implemented, or upgraded to certified EHR technology. In subsequent years, payments require demonstration of meaningful use of certified EHR technology. Under the program, eligible professionals can receive up to \$63,750 in incentive payments over six years; hospital amounts are based on an established formula primarily driven by discharges. Amounts vary significantly by hospital; the average first year payment to date is \$800,000.

Eligible professionals (EPs) include physicians, dentists, certified nurse midwives, nurse practitioners, and physician assistants practicing in rural health clinics or Federally-Qualified Health Centers (FQHCs) led by a physician assistant. EPs must have at least a 30% patient volume attributable to Medicaid (20% for pediatricians). EPs can base their volume on either their *individual* Medicaid patient encounters or the *practice's* Medicaid patient encounters. Encounters include both fee-for-service and managed care for which Medicaid paid in whole or in part. Eligible hospitals (EHs) include acute care hospitals, all stand-alone children's hospitals, cancer hospitals, and critical access hospitals. Except for children's hospitals, EHs must have at least 10% Medicaid patient volume.

**2. What is the authorization for this program, i.e., federal or state statute, etc.? (Include the federal program number, if applicable.)**

Federal law: ARRA Section 4201; Federal Regulation: 42 CFR Parts 412, 413, 422, and 495

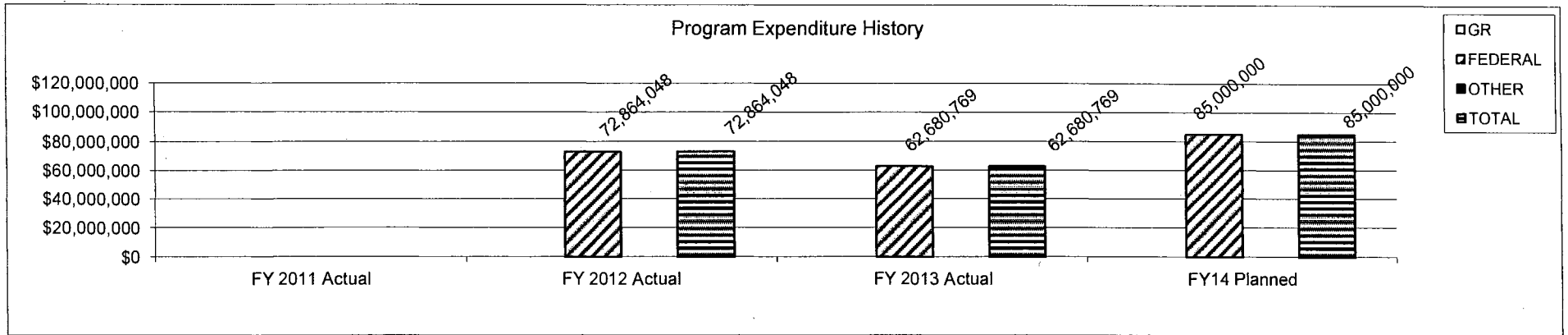
**3. Are there federal matching requirements? If yes, please explain.**

Expenditures for healthcare technology incentives are 100% federal funds. Administrative costs earn a 90% federal match.

**4. Is this a federally mandated program? If yes, please explain.**

No.

**5. Provide actual expenditures for the prior three fiscal years and planned expenditures for the current fiscal year.**



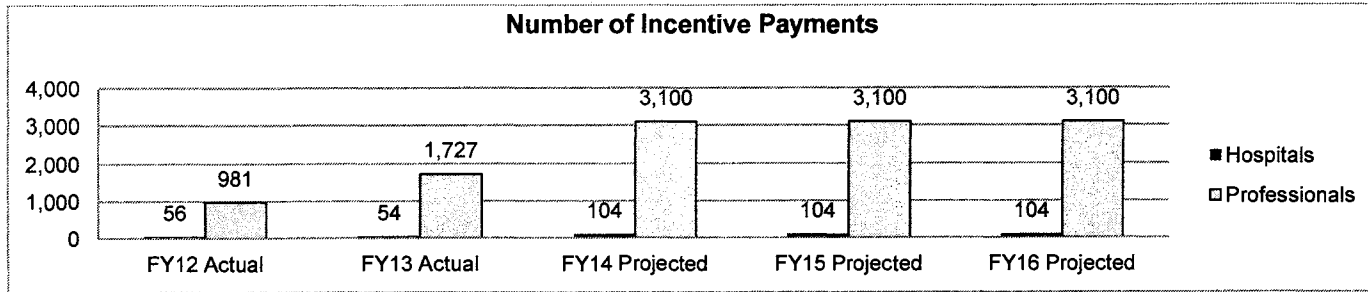
FY 2014 is net of reserve. Reserves: \$15,000,000 Federal)

**6. What are the sources of the "Other" funds?**

N/A

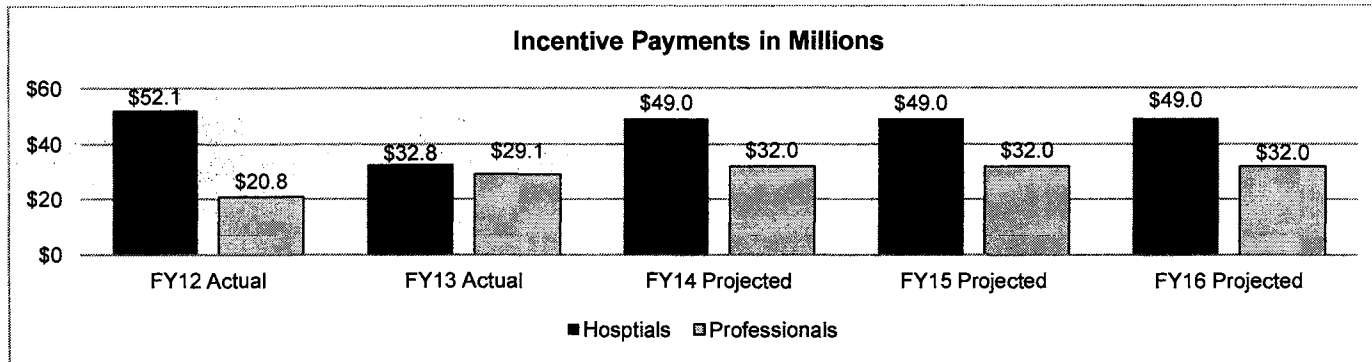
**7a. Provide an effectiveness measure.**

Increase the number of hospitals and eligible professionals demonstrating meaningful use of EHR technology.



**7b. Provide an efficiency measure.**

Provide adequate payments for Electronic Health Records Incentives to MO HealthNet providers with the funds appropriated.



**7c. Provide the number of clients/individuals served, if applicable.**

N/A

**7d. Provide a customer satisfaction measure, if available.**

N/A

**Money Follows the Person  
Grant**



**DECISION ITEM SUMMARY**

Budget Unit	FY 2013	FY 2013	FY 2014	FY 2014	FY 2015	FY 2015	FY 2015	FY 2015
Decision Item	ACTUAL	ACTUAL	BUDGET	BUDGET	DEPT REQ	DEPT REQ	GOV REC	GOV REC
Budget Object Summary	DOLLAR	FTE	DOLLAR	FTE	DOLLAR	FTE	DOLLAR	FTE
Fund								
<b>MONEY FOLLOWS THE PERSON GRANT</b>								
<b>CORE</b>								
<b>EXPENSE &amp; EQUIPMENT</b>								
DEPT OF SOC SERV FEDERAL & OTH	0	0.00	127,852	0.00	127,852	0.00	127,852	0.00
TOTAL - EE	0	0.00	127,852	0.00	127,852	0.00	127,852	0.00
<b>PROGRAM-SPECIFIC</b>								
DEPT OF SOC SERV FEDERAL & OTH	0	0.00	404,697	0.00	404,697	0.00	404,697	0.00
TOTAL - PD	0	0.00	404,697	0.00	404,697	0.00	404,697	0.00
<b>TOTAL</b>	<b>0</b>	<b>0.00</b>	<b>532,549</b>	<b>0.00</b>	<b>532,549</b>	<b>0.00</b>	<b>532,549</b>	<b>0.00</b>
<b>GRAND TOTAL</b>	<b>\$0</b>	<b>0.00</b>	<b>\$532,549</b>	<b>0.00</b>	<b>\$532,549</b>	<b>0.00</b>	<b>\$532,549</b>	<b>0.00</b>

**CORE DECISION ITEM**

Department: Social Services  
 Division: MO HealthNet  
 Core: Money Follows the Person

Budget Unit: 90524C

**1. CORE FINANCIAL SUMMARY**

	FY 2015 Budget Request			
	GR	Federal	Other	Total
PS				
EE				
PSD		532,549		532,549
TRF				
<b>Total</b>		<b>532,549</b>		<b>532,549</b>
FTE				0.00

	FY 2015 Governor's Recommendation			
	GR	Federal	Other	Total
PS				
EE				
PSD		532,549		532,549
TRF				
<b>Total</b>		<b>532,549</b>		<b>532,549</b>
FTE				0.00

<b>Est. Fringe</b>	0	0	0	0
<i>Note: Fringes budgeted in House Bill 5 except for certain fringes budgeted directly to MoDOT, Highway Patrol, and Conservation.</i>				

<b>Est. Fringe</b>	0	0	0	0
<i>Note: Fringes budgeted in House Bill 5 except for certain fringes budgeted directly to MoDOT, Highway Patrol, and Conservation.</i>				

Other Funds:

Other Funds:

**2. CORE DESCRIPTION**

This core request is for on-going funding for the administration of the Money Follows the Person program. Money Follows the Person Demonstration program transitions individuals who are elderly, disabled or who have developmental disabilities from nursing facilities or state owned habilitation centers to Home and Community Based Services.

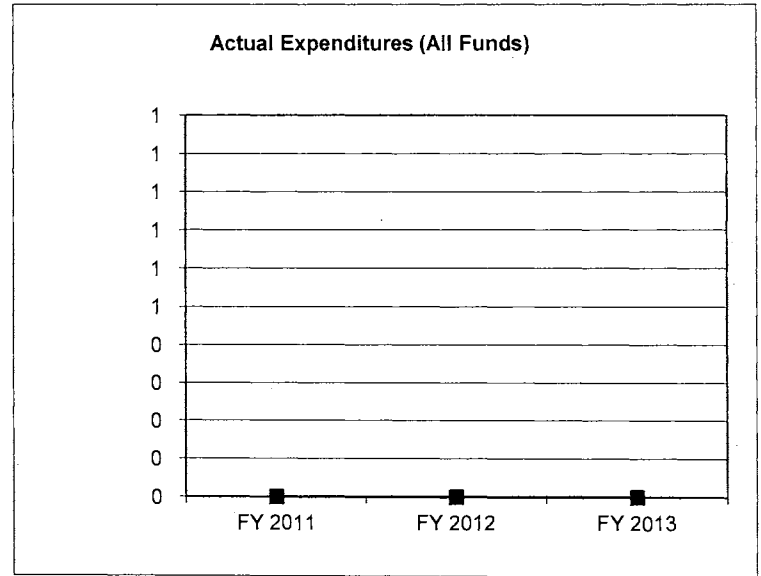
**3. PROGRAM LISTING (list programs included in this core funding)**

Money Follows the Person

**4. FINANCIAL HISTORY**

	FY 2011 Actual	FY 2012 Actual	FY 2013 Actual	FY 2014 Current Yr.
Appropriation (All Funds)	0	0	0	532,549
Less Reverted (All Funds)	0	0	0	N/A
Budget Authority (All Funds)	0	0	0	N/A
Actual Expenditures (All Funds)	0	0	0	N/A
Unexpended (All Funds)	0	0	0	N/A
Unexpended, by Fund:				
General Revenue	0	0	0	N/A
Federal	0	0	0	N/A
Other	0			N/A

(1)



Reverted includes Governor's standard 3 percent reserve (when applicable) and any extraordinary withholdings.

**NOTES:**

(1) FY14 Section was transferred to MO HealthNet Division from Federal Grants and Donations.

**CORE RECONCILIATION DETAIL**

**STATE**  
**MONEY FOLLOWS THE PERSON GRANT**

**5. CORE RECONCILIATION DETAIL**

	<b>Budget Class</b>	<b>FTE</b>	<b>GR</b>	<b>Federal</b>	<b>Other</b>	<b>Total</b>	<b>Explanation</b>
<b>TAFP AFTER VETOES</b>							
	EE	0.00	0	127,852	0	127,852	
	PD	0.00	0	404,697	0	404,697	
	<b>Total</b>	<b>0.00</b>	<b>0</b>	<b>532,549</b>	<b>0</b>	<b>532,549</b>	
<b>DEPARTMENT CORE REQUEST</b>							
	EE	0.00	0	127,852	0	127,852	
	PD	0.00	0	404,697	0	404,697	
	<b>Total</b>	<b>0.00</b>	<b>0</b>	<b>532,549</b>	<b>0</b>	<b>532,549</b>	
<b>GOVERNOR'S RECOMMENDED CORE</b>							
	EE	0.00	0	127,852	0	127,852	
	PD	0.00	0	404,697	0	404,697	
	<b>Total</b>	<b>0.00</b>	<b>0</b>	<b>532,549</b>	<b>0</b>	<b>532,549</b>	

**DECISION ITEM DETAIL**

Budget Unit	FY 2013	FY 2013	FY 2014	FY 2014	FY 2015	FY 2015	FY 2015	FY 2015
Decision Item	ACTUAL	ACTUAL	BUDGET	BUDGET	DEPT REQ	DEPT REQ	GOV REC	GOV REC
Budget Object Class	DOLLAR	FTE	DOLLAR	FTE	DOLLAR	FTE	DOLLAR	FTE
<b>MONEY FOLLOWS THE PERSON GRANT</b>								
<b>CORE</b>								
PROFESSIONAL SERVICES	0	0.00	127,852	0.00	127,852	0.00	127,852	0.00
TOTAL - EE	0	0.00	127,852	0.00	127,852	0.00	127,852	0.00
PROGRAM DISTRIBUTIONS	0	0.00	404,697	0.00	404,697	0.00	404,697	0.00
TOTAL - PD	0	0.00	404,697	0.00	404,697	0.00	404,697	0.00
<b>GRAND TOTAL</b>	<b>\$0</b>	<b>0.00</b>	<b>\$532,549</b>	<b>0.00</b>	<b>\$532,549</b>	<b>0.00</b>	<b>\$532,549</b>	<b>0.00</b>
GENERAL REVENUE	\$0	0.00	\$0	0.00	\$0	0.00	\$0	0.00
FEDERAL FUNDS	\$0	0.00	\$532,549	0.00	\$532,549	0.00	\$532,549	0.00
OTHER FUNDS	\$0	0.00	\$0	0.00	\$0	0.00	\$0	0.00

## PROGRAM DESCRIPTION

**Department: Social Services**

**Program Name: Money Follows The Person**

**Program is found in the following core budget(s): Money Follows the Person**

### 1. What does this program do?

This program provides payment for the administration of the Money Follows the Person program.

Money Follows the Person is a demonstration grant that aides in transitioning of individuals with disabilities or who are aging from habilitation centers and nursing facilities to the community; it helps identify barriers that prevent individuals currently residing in state or private facilities from accessing needed long-term community support services; it helps to improve the ability of the Missouri Medicaid Program to continue the provision of Home and Community Based Services (HCBS) Long Term Care services to individuals choosing to transition to communities; and lastly it helps to ensure procedures are in place to provide continuous quality improvement in HCBS.

In order to be eligible for the Money Follows the Person program an individual must have been in a nursing facility or ICF/MR bed for at least 90 consecutive (non-Medicare Rehab) days, be Medicaid eligible at the time of transition, move into qualified housing and sign a participation agreement. At the time of discharge the participant must be in a certified Medicaid bed.

Participants will reside in the program for 365 community days after which they will seamlessly transition to the regular HCBS service programs. The grant will provide \$2,400 to participants transitioning from a nursing facility, a onetime assistance for transition costs to set up home in the community. This one time assistance can be used anytime within the 365 days.

The MFP program will extend through September 30, 2016 with any remainder funds awarded in 2016 being used until 2020.

### 2. What is the authorization for this program, i.e., federal or state statute, etc.? (Include the federal program number, if applicable.)

Section 6071 of the Federal Deficit Reduction Act of 2005; PL 109-171


### 3. Are there federal matching requirements? If yes, please explain.

Money Follows the Person administrative expenditures earn 100% federal matching funds.

### 4. Is this a federally mandated program? If yes, please explain.

No.

**5. Provide actual expenditures for the prior three fiscal years and planned expenditures for the current fiscal year.**



\*Expenditure history in this appropriation was moved to new section in FY 2014.

**6. What are the sources of the "Other" funds?**

N/A

**7a. Provide an effectiveness measure.**

N/A

**7b. Provide an efficiency measure.**

N/A

**7c. Provide the number of clients/individuals served, if applicable.**

Number of Transitions by Target Population					
	Elderly	Developmental Disability	Physical Disability	Developmental Disability/Mental Illness	Total
CY 2011 Actual	34	43	54	11	142
CY 2012 Actual	66	62	89	7	224
CY 2013 Actual	33	34	95	2	164
CY 2014 Projected	36	29	104	3	172
CY 2015 Projected	38	29	109	3	179
CY 2016 Projected	40	29	115	3	187

**7d. Provide a customer satisfaction measure, if available.**

N/A





**DECISION ITEM SUMMARY**

Budget Unit	FY 2013	FY 2013	FY 2014	FY 2014	FY 2015	FY 2015	FY 2015	FY 2015
Decision Item	ACTUAL	ACTUAL	BUDGET	BUDGET	DEPT REQ	DEPT REQ	GOV REC	GOV REC
Budget Object Summary	DOLLAR	FTE	DOLLAR	FTE	DOLLAR	FTE	DOLLAR	FTE
Fund	DOLLAR	FTE	DOLLAR	FTE	DOLLAR	FTE	DOLLAR	FTE
<b>ADULT MEDICAID QUALITY GRANT</b>								
<b>CORE</b>								
EXPENSE & EQUIPMENT								
DEPT OF SOC SERV FEDERAL & OTH	0	0.00	1,000,000	0.00	1,000,000	0.00	1,000,000	0.00
TOTAL - EE	0	0.00	1,000,000	0.00	1,000,000	0.00	1,000,000	0.00
<b>TOTAL</b>	<b>0</b>	<b>0.00</b>	<b>1,000,000</b>	<b>0.00</b>	<b>1,000,000</b>	<b>0.00</b>	<b>1,000,000</b>	<b>0.00</b>
<b>GRAND TOTAL</b>	<b>\$0</b>	<b>0.00</b>	<b>\$1,000,000</b>	<b>0.00</b>	<b>\$1,000,000</b>	<b>0.00</b>	<b>\$1,000,000</b>	<b>0.00</b>

**CORE DECISION ITEM**

Department: Social Services  
 Division: MO HealthNet  
 Core: Adult Medicaid Quality Grant

Budget Unit: 90524C

**1. CORE FINANCIAL SUMMARY**

FY 2015 Budget Request					FY 2015 Governor's Recommendation				
	GR	Federal	Other	Total		GR	Federal	Other	Total
PS					PS				
EE					EE				
PSD	0	1,000,000		1,000,000	PSD	0	1,000,000		1,000,000
TRF					TRF				
<b>Total</b>	<b>0</b>	<b>1,000,000</b>		<b>1,000,000</b>	<b>Total</b>	<b>0</b>	<b>1,000,000</b>		<b>1,000,000</b>
FTE				0.00	FTE				0.00

<b>Est. Fringe</b>	0	0	0	0
<i>Note: Fringes budgeted in House Bill 5 except for certain fringes budgeted directly to MoDOT, Highway Patrol, and Conservation.</i>				

<b>Est. Fringe</b>	0	0	0	0
<i>Note: Fringes budgeted in House Bill 5 except for certain fringes budgeted directly to MoDOT, Highway Patrol, and Conservation.</i>				

Other Funds:

Other Funds:

**2. CORE DESCRIPTION**

MO HealthNet provides health care access to low-income persons who are age 65 or over, blind, disabled, or members of families with dependent children. The purpose of the Adult Medicaid Quality Measures Grant is to show how MO HealthNet will (a) test and evaluate methods for collections and reporting of the Initial Core Set Measures in varying delivery care settings (e.g. managed care, fee-for-service, long term care settings such as nursing homes and intermediate care facilities); (b) develop staff capacity to report the data, analyze, and use the data for monitoring and improving access and the quality of care in Medicaid; and (c) conduct at least two Medicaid quality improvement projects related to the Initial Core Set Measures. Section 2701 of the Health Care and Education Reconciliation Act, provides for federal grants to develop a core set of health care quality measures for adults eligible for benefits under Medicaid.

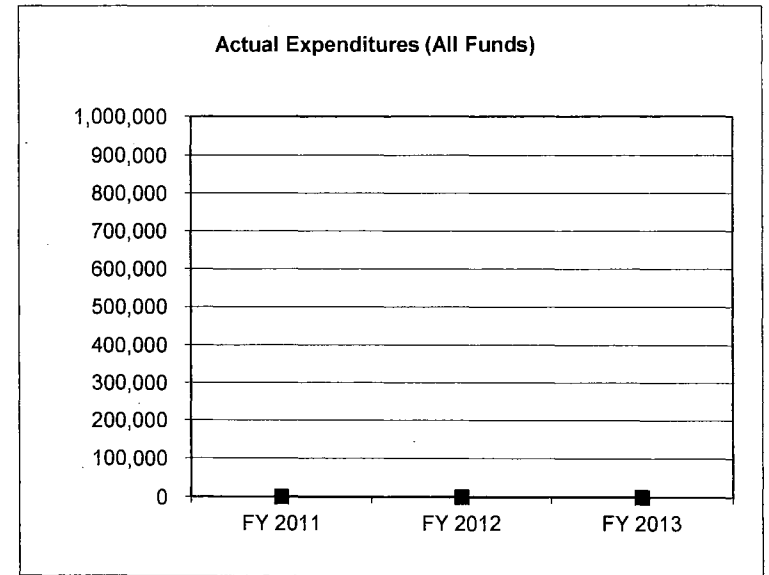
**3. PROGRAM LISTING (list programs included in this core funding)**

Adult Medicaid Quality Grant

**4. FINANCIAL HISTORY**

	FY 2011 Actual	FY 2012 Actual	FY 2013 Actual	FY 2014 Current Yr.
Appropriation (All Funds)	0	0	0	1,000,000
Less Reverted (All Funds)	0	0	0	N/A
Budget Authority (All Funds)	0	0	0	N/A
Actual Expenditures (All Funds)	0	0	0	N/A
Unexpended (All Funds)	0	0	0	N/A
Unexpended, by Fund:				
General Revenue	0	0	0	N/A
Federal	0	0	0	N/A
Other	0			N/A

(1)



Reverted includes Governor's standard 3 percent reserve (when applicable) and any extraordinary withholdings.

**NOTES:**

(1) FY14 Program began.

**CORE RECONCILIATION DETAIL**

---

**STATE**  
**ADULT MEDICAID QUALITY GRANT**

---

**5. CORE RECONCILIATION DETAIL**

---

	<b>Budget Class</b>	<b>FTE</b>	<b>GR</b>	<b>Federal</b>	<b>Other</b>	<b>Total</b>	<b>Explanation</b>
<b>TAFP AFTER VETOES</b>							
	EE	0.00	0	1,000,000	0	1,000,000	
	<b>Total</b>	<b>0.00</b>	<b>0</b>	<b>1,000,000</b>	<b>0</b>	<b>1,000,000</b>	
<b>DEPARTMENT CORE REQUEST</b>							
	EE	0.00	0	1,000,000	0	1,000,000	
	<b>Total</b>	<b>0.00</b>	<b>0</b>	<b>1,000,000</b>	<b>0</b>	<b>1,000,000</b>	
<b>GOVERNOR'S RECOMMENDED CORE</b>							
	EE	0.00	0	1,000,000	0	1,000,000	
	<b>Total</b>	<b>0.00</b>	<b>0</b>	<b>1,000,000</b>	<b>0</b>	<b>1,000,000</b>	

**DECISION ITEM DETAIL**

Budget Unit	FY 2013	FY 2013	FY 2014	FY 2014	FY 2015	FY 2015	FY 2015	FY 2015
Decision Item	ACTUAL	ACTUAL	BUDGET	BUDGET	DEPT REQ	DEPT REQ	GOV REC	GOV REC
Budget Object Class	DOLLAR	FTE	DOLLAR	FTE	DOLLAR	FTE	DOLLAR	FTE
<b>ADULT MEDICAID QUALITY GRANT</b>								
<b>CORE</b>								
TRAVEL, IN-STATE	0	0.00	25,200	0.00	12,160	0.00	12,160	0.00
SUPPLIES	0	0.00	87,080	0.00	87,080	0.00	87,080	0.00
PROFESSIONAL SERVICES	0	0.00	887,720	0.00	900,760	0.00	900,760	0.00
TOTAL - EE	0	0.00	1,000,000	0.00	1,000,000	0.00	1,000,000	0.00
<b>GRAND TOTAL</b>	<b>\$0</b>	<b>0.00</b>	<b>\$1,000,000</b>	<b>0.00</b>	<b>\$1,000,000</b>	<b>0.00</b>	<b>\$1,000,000</b>	<b>0.00</b>
GENERAL REVENUE	\$0	0.00	\$0	0.00	\$0	0.00	\$0	0.00
FEDERAL FUNDS	\$0	0.00	\$1,000,000	0.00	\$1,000,000	0.00	\$1,000,000	0.00
OTHER FUNDS	\$0	0.00	\$0	0.00	\$0	0.00	\$0	0.00

**PROGRAM DESCRIPTION**

**Department: Social Services**

**Program Name: Adult Medicaid Quality Grant**

**Program is found in the following core budget(s): Adult Medicaid Quality Grant**

**1. What does this program do?**

The Adult Medicaid Grant is a two year grant which ends December 2014. The Adult Medicaid Grant will help develop the capacity for MO HealthNet to expand the Healthcare Effectiveness Data and Information Set (HEDIS) measures to Fee-For-Service programs and expand information technology capabilities to better capture quality related data from claims data. The grant will also enable MO HealthNet to partner with the Missouri Department of Health and Senior Services and the Missouri Department of Mental Health on quality improvement initiatives (ie. smoking cessation and follow-up for depression treatment). In addition, the grant will review the process to acquire dual eligible data from CMS, and extend provider education and data sharing beyond what is currently provided through Care Management Technologies.

**2. What is the authorization for this program, i.e., federal or state statute, etc.? (Include the federal program number, if applicable.)**

CFDA 93.609; Grant 1F1CMS3311127-01-00


**3. Are there federal matching requirements? If yes, please explain.**

No.

**4. Is this a federally mandated program? If yes, please explain.**

No.

**5. Provide actual expenditures for the prior three fiscal years and planned expenditures for the current fiscal year.**



New in FY 2014

**6. What are the sources of the "Other" funds?**

N/A

**7a. Provide an effectiveness measure.**

The evaluation for this project will focus on development and evaluation of process measures for MO HealthNet for grant related activities over time, collection and evaluation of at least fifteen (15) of the core measures over time, implementation and evaluation of the quality improvement initiatives implemented in the defined populations, and evaluation and root cause analysis of goals not met with an emphasis on lessons learned.

Core Measures for Collection and Evaluation	
Measure Steward	Measure Name
NCQA	Flu Shots for Adults Ages 50-64
NCQA	Adult BMI Assessment
NCQA	Breast Cancer Screening
NCQA	Cervical Cancer Screening
NCQA	Medical Assistance with Smoking and Tobacco Use Cessation
NCQA	Chlamydia Screening in Women Ages 21-24
NCQA	Follow-Up After Hospitalization for Mental Illness
NCQA	Controlling High Blood Pressure
NCQA	Annual HIV/AIDS Medical Visit
NCQA	Comprehensive Diabetes Care: Hemoglobin A1C Testing
NCQA	Antidepressant Medication Management
CMS-QMHAG	Adherence to Antipsychotics for Individuals with Schizophrenia
NCQA	Annual Monitoring for Patients on Persistent Medications
AHRQ & NCQA	CAHPS Health Plan Survey v 4.0-Adult Questionnaire with CAHPS Health Plan Survey
NCQA	Initiation and Engagement of Alcohol and Other Drug Dependence Treatment
NCQA	Prenatal and Postpartum Care: Postpartum Care Rate

**7b. Provide an efficiency measure.**

N/A

**7c. Provide the number of clients/individuals served, if applicable.**

N/A

**7d. Provide a customer satisfaction measure, if available.**

N/A





**DECISION ITEM SUMMARY**

Budget Unit	FY 2013	FY 2013	FY 2014	FY 2014	FY 2015	FY 2015	FY 2015	FY 2015
Decision Item	ACTUAL	ACTUAL	BUDGET	BUDGET	DEPT REQ	DEPT REQ	GOV REC	GOV REC
Budget Object Summary	DOLLAR	FTE	DOLLAR	FTE	DOLLAR	FTE	DOLLAR	FTE
Fund	DOLLAR	FTE	DOLLAR	FTE	DOLLAR	FTE	DOLLAR	FTE
<b>PHARMACY</b>								
<b>CORE</b>								
<b>EXPENSE &amp; EQUIPMENT</b>								
GENERAL REVENUE	1,599,975	0.00	207,578	0.00	207,578	0.00	207,578	0.00
TITLE XIX-FEDERALAND OTHER	13,113	0.00	207,578	0.00	207,578	0.00	207,578	0.00
TOTAL - EE	1,613,088	0.00	415,156	0.00	415,156	0.00	415,156	0.00
<b>PROGRAM-SPECIFIC</b>								
GENERAL REVENUE	65,588,816	0.00	50,039,608	0.00	50,039,608	0.00	92,851,397	0.00
TITLE XIX-FEDERALAND OTHER	575,731,566	0.00	599,427,937	0.00	599,427,937	0.00	599,427,937	0.00
PHARMACY REBATES	168,904,455	0.00	199,423,911	0.00	184,473,006	0.00	184,473,006	0.00
THIRD PARTY LIABILITY COLLECT	5,252,468	0.00	4,229,788	0.00	4,229,788	0.00	4,229,788	0.00
PHARMACY REIMBURSEMENT ALLOWAN	62,657,975	0.00	69,796,579	0.00	69,796,579	0.00	69,796,579	0.00
HEALTH INITIATIVES	940,214	0.00	969,293	0.00	969,293	0.00	969,293	0.00
HEALTHY FAMILIES TRUST	1,041,034	0.00	1,041,034	0.00	1,041,034	0.00	1,041,034	0.00
LIFE SCIENCES RESEARCH TRUST	25,556,250	0.00	25,556,250	0.00	25,556,250	0.00	25,556,250	0.00
PREMIUM	3,800,000	0.00	3,800,000	0.00	3,800,000	0.00	3,800,000	0.00
TOTAL - PD	909,472,778	0.00	954,284,400	0.00	939,333,495	0.00	982,145,284	0.00
<b>TOTAL</b>	<b>911,085,866</b>	<b>0.00</b>	<b>954,699,556</b>	<b>0.00</b>	<b>939,748,651</b>	<b>0.00</b>	<b>982,560,440</b>	<b>0.00</b>
<b>MHD Cost to Continue - 1886008</b>								
<b>PROGRAM-SPECIFIC</b>								
GENERAL REVENUE	0	0.00	0	0.00	26,840,411	0.00	0	0.00
TOTAL - PD	0	0.00	0	0.00	26,840,411	0.00	0	0.00
<b>TOTAL</b>	<b>0</b>	<b>0.00</b>	<b>0</b>	<b>0.00</b>	<b>26,840,411</b>	<b>0.00</b>	<b>0</b>	<b>0.00</b>
<b>MHD GR Pickup - 1886002</b>								
<b>PROGRAM-SPECIFIC</b>								
GENERAL REVENUE	0	0.00	0	0.00	14,950,905	0.00	3,227,722	0.00
TOTAL - PD	0	0.00	0	0.00	14,950,905	0.00	3,227,722	0.00
<b>TOTAL</b>	<b>0</b>	<b>0.00</b>	<b>0</b>	<b>0.00</b>	<b>14,950,905</b>	<b>0.00</b>	<b>3,227,722</b>	<b>0.00</b>
<b>Pharmacy PMPM Increase - 1886010</b>								
<b>PROGRAM-SPECIFIC</b>								
GENERAL REVENUE	0	0.00	0	0.00	15,200,376	0.00	0	0.00

1/21/14 18:58

im\_disummary

**DECISION ITEM SUMMARY**

Budget Unit	FY 2013	FY 2013	FY 2014	FY 2014	FY 2015	FY 2015	FY 2015	FY 2015
Decision Item	ACTUAL	ACTUAL	BUDGET	BUDGET	DEPT REQ	DEPT REQ	GOV REC	GOV REC
Budget Object Summary	DOLLAR	FTE	DOLLAR	FTE	DOLLAR	FTE	DOLLAR	FTE
Fund	DOLLAR	FTE	DOLLAR	FTE	DOLLAR	FTE	DOLLAR	FTE
<b>PHARMACY</b>								
<b>Pharmacy PMPM Increase - 1886010</b>								
PROGRAM-SPECIFIC								
TITLE XIX-FEDERAL AND OTHER	0	0.00	0	0.00	24,832,218	0.00	25,273,062	0.00
TOTAL - PD	0	0.00	0	0.00	40,032,594	0.00	25,273,062	0.00
<b>TOTAL</b>	<b>0</b>	<b>0.00</b>	<b>0</b>	<b>0.00</b>	<b>40,032,594</b>	<b>0.00</b>	<b>25,273,062</b>	<b>0.00</b>
<b>FMAP Adjustment - 1886018</b>								
PROGRAM-SPECIFIC								
TITLE XIX-FEDERAL AND OTHER	0	0.00	0	0.00	0	0.00	5,566,822	0.00
TOTAL - PD	0	0.00	0	0.00	0	0.00	5,566,822	0.00
<b>TOTAL</b>	<b>0</b>	<b>0.00</b>	<b>0</b>	<b>0.00</b>	<b>0</b>	<b>0.00</b>	<b>5,566,822</b>	<b>0.00</b>
<b>Medicaid expansion - 1886019</b>								
PROGRAM-SPECIFIC								
GENERAL REVENUE	0	0.00	0	0.00	0	0.00	(14,135,095)	0.00
TITLE XIX-FEDERAL AND OTHER	0	0.00	0	0.00	0	0.00	(3,346,174)	0.00
PHARMACY REBATES	0	0.00	0	0.00	0	0.00	(8,822,640)	0.00
THIRD PARTY LIABILITY COLLECT	0	0.00	0	0.00	0	0.00	(187,129)	0.00
PHARMACY REIMBURSEMENT ALLOWAN	0	0.00	0	0.00	0	0.00	6,667,646	0.00
TOTAL - PD	0	0.00	0	0.00	0	0.00	(19,823,392)	0.00
<b>TOTAL</b>	<b>0</b>	<b>0.00</b>	<b>0</b>	<b>0.00</b>	<b>0</b>	<b>0.00</b>	<b>(19,823,392)</b>	<b>0.00</b>
<b>GRAND TOTAL</b>	<b>\$911,085,866</b>	<b>0.00</b>	<b>\$954,699,556</b>	<b>0.00</b>	<b>\$1,021,572,561</b>	<b>0.00</b>	<b>\$996,804,654</b>	<b>0.00</b>

**CORE DECISION ITEM**

Department: Social Services  
 Division: MO HealthNet  
 Core: Pharmacy

Budget Unit: 90541C

**1. CORE FINANCIAL SUMMARY**

	FY 2015 Budget Request			
	GR	Federal	Other	Total
PS				
EE	207,578	207,578		415,156
PSD	50,039,608	599,427,937	289,865,950	939,333,495
TRF				
<b>Total</b>	<b>50,247,186</b>	<b>599,635,515</b>	<b>289,865,950</b>	<b>939,748,651</b>
FTE				0.00

	FY 2015 Governor's Recommendation			
	GR	Federal	Other	Total
PS				
EE	207,578	207,578		415,156
PSD	92,851,397	599,427,937	289,865,950	982,145,284
TRF				
<b>Total</b>	<b>93,058,975</b>	<b>599,635,515</b>	<b>289,865,950</b>	<b>982,560,440</b>
FTE				0.00

<b>Est. Fringe</b>	0	0	0	0
--------------------	---	---	---	---

*Note: Fringes budgeted in House Bill 5 except for certain fringes budgeted directly to MoDOT, Highway Patrol, and Conservation.*

<b>Est. Fringe</b>	0	0	0	0
--------------------	---	---	---	---

*Note: Fringes budgeted in House Bill 5 except for certain fringes budgeted directly to MoDOT, Highway Patrol, and Conservation.*

Other Funds: Pharmacy Rebates Fund (0114)  
 Third Party Liability Collections Fund (TPL) (0120)  
 Pharmacy Reimbursement Allowance Fund (0144)  
 Health Initiatives Fund (HIF) (0275)  
 Healthy Families Trust Fund (0625)  
 Premium Fund (0885)  
 Life Sciences Research Trust Fund (0763)

Other Funds: Pharmacy Rebates Fund (0114)  
 Third Party Liability Collections Fund (TPL) (0120)  
 Pharmacy Reimbursement Allowance Fund (0144)  
 Health Initiatives Fund (HIF) (0275)  
 Healthy Families Trust Fund (0625)  
 Premium Fund (0885)  
 Life Sciences Research Trust Fund (0763)

**2. CORE DESCRIPTION**

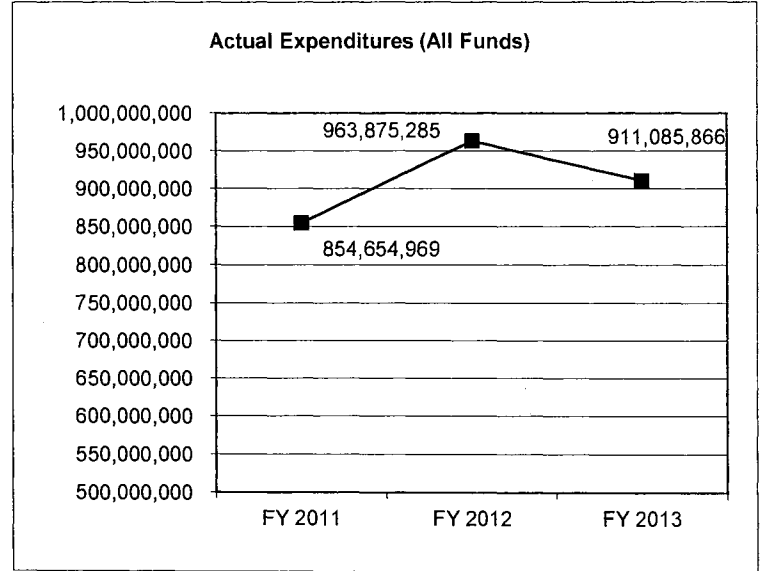
This core request is for the continued funding of the pharmacy program. This funding is necessary to maintain pharmacy reimbursement at a sufficient level to ensure quality health care and provider participation. Funding provides pharmacy services for both managed care and fee-for-service populations. Beginning on October 1, 2009, pharmacy services were carved-out of the managed care capitation rates and the state began administering the pharmacy benefit for participants enrolled in managed care.

**3. PROGRAM LISTING (list programs included in this core funding)**

Pharmacy

#### 4. FINANCIAL HISTORY

	FY 2011 Actual	FY 2012 Actual	FY 2013 Actual	FY 2014 Current Yr.
Appropriation (All Funds)	875,235,929	971,351,038	921,776,301	954,699,556
Less Reverted (All Funds)	(7,821,501)	(29,079)	(29,079)	N/A
Budget Authority (All Funds)	867,414,428	971,321,959	921,747,222	N/A
Actual Expenditures (All Funds)	854,654,969	963,875,285	911,085,866	N/A
Unexpended (All Funds)	12,759,459	7,446,674	10,661,356	N/A
Unexpended, by Fund:				
General Revenue	296,528	1,500,725	0	N/A
Federal	8,208,875	420,330	4,957,371	N/A
Other	4,254,056	5,525,619	5,703,985	N/A
	(1)	(2)	(3)	(4)



Reverted includes Governor's standard 3 percent reserve (when applicable) and any extraordinary withholdings.

#### NOTES:

(1) FY11 "E" increase of \$4,988,293 Pharmacy Reimbursement Allowance Fund.

Agency reserve of \$7,792,422 Federal and \$9,242,349 Life Sciences Research Trust Fund.

Expenditures of \$27,365,119 from Supplemental Pool.

(2) FY12 Agency reserve of \$9,686,250 Life Science Research Fund. "E" increase of \$6,377,295 Pharmacy Rebates.

(3) FY13 Pharmacy Rebates is no longer an estimate ('E') appropriation. Expenditures of \$17,858,413 paid from Supplemental Pool. \$5,703,985 lapse in Pharmacy Rebates due to lower than projected revenues.

**4. FINANCIAL HISTORY**

**Cost Per Eligible - Per Member Per Month (PMPM)**

	<i>Pharmacy PMPM</i>	<i>Acute Care PMPM</i>	<i>Total PMPM</i>	<i>Pharmacy Percentage of Acute</i>	<i>Pharmacy Percentage of Total</i>
PTD	\$308.84	\$980.77	\$1,753.82	31.49%	17.61%
Seniors	\$26.85	\$330.70	\$1,396.91	8.12%	1.92%
Custodial Parents	\$103.85	\$444.84	\$462.86	23.35%	22.44%
Children*	\$49.00	\$255.89	\$282.16	19.15%	17.37%
Pregnant Women	\$58.86	\$559.30	\$569.72	10.52%	10.33%

Source: Table 23 Medical Statistics for FY 13. (Paid Claims Data)

\* CHIP eligibles not included

The Cost per Eligible - Per Member Per Month (PMPM) table provides the total PMPM for each large eligibility group. Health care entities use per member per month calculations as a benchmark to monitor, assess, and manage health care costs. The PMPM metric provides MHD management with a high level aggregate spending metric.

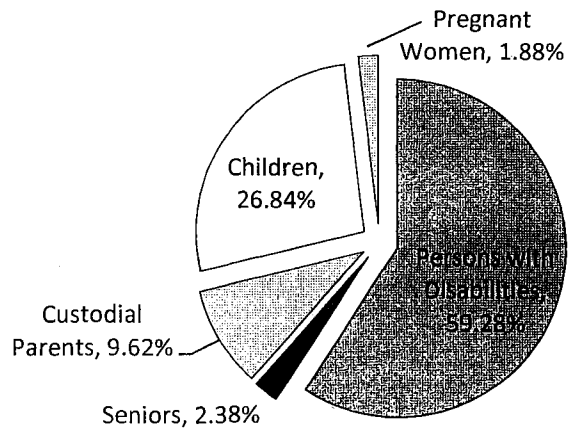
PMPM is calculated by dividing costs by the number of eligibles enrolled. Since caseload growth is accounted for when determining PMPM, the PMPM provides management with a better tool than just comparing overall increases in spending.

PMPM by eligibility group and type of service serves as a baseline for management to determine if cost control interventions are working as intended. Monitoring PMPM amounts allow tracking by a population so that a shift in services is reflected in one metric.

The PMPM table reflects the PMPM amounts for pharmacy, acute care, and total. The acute care PMPM is made up of payments for the following services: inpatient, physician/lab/x-ray, outpatient/clinic, pharmacy, managed care payments, Medicare co-pay/deductibles, dental and other acute services administered by MHD. It does **not** include nursing facilities, in-home services, mental health services and state institutions. By comparing the pharmacy PMPM to the acute care PMPM, MHD management can monitor the progress of interventions controlled by MHD management.

The Spending by Large Eligibility Group (left) shows the percentage of spending by each eligibility group for pharmacy services. It provides a snapshot of what eligibility groups are receiving pharmacy services, as well as the populations impacted by program changes.

**Pharmacy Spending by Large Eligibility Group**



Source: Table 23 Medical Statistics for FY 13. (Paid Claims Data)

**CORE RECONCILIATION DETAIL**

STATE  
PHARMACY

**5. CORE RECONCILIATION DETAIL**

	Budget Class	FTE	GR	Federal	Other	Total	Explanation
<b>TAFP AFTER VETOES</b>							
	EE	0.00	207,578	207,578	0	415,156	
	PD	0.00	50,039,608	599,427,937	304,816,855	954,284,400	
	<b>Total</b>	<b>0.00</b>	<b>50,247,186</b>	<b>599,635,515</b>	<b>304,816,855</b>	<b>954,699,556</b>	
<b>DEPARTMENT CORE ADJUSTMENTS</b>							
Core Reduction	1377 1394	PD	0.00	0	0 (14,950,905)	(14,950,905)	Core reduction of Pharmacy Rebate Fund, Corresponding NDI for GR pickup.
<b>NET DEPARTMENT CHANGES</b>			<b>0.00</b>	<b>0</b>	<b>0 (14,950,905)</b>	<b>(14,950,905)</b>	
<b>DEPARTMENT CORE REQUEST</b>							
	EE	0.00	207,578	207,578	0	415,156	
	PD	0.00	50,039,608	599,427,937	289,865,950	939,333,495	
	<b>Total</b>	<b>0.00</b>	<b>50,247,186</b>	<b>599,635,515</b>	<b>289,865,950</b>	<b>939,748,651</b>	
<b>GOVERNOR'S ADDITIONAL CORE ADJUSTMENTS</b>							
Core Reallocation	1983 2525	PD	0.00	42,811,789	0	0	42,811,789
<b>NET GOVERNOR CHANGES</b>			<b>0.00</b>	<b>42,811,789</b>	<b>0</b>	<b>0</b>	<b>42,811,789</b>
<b>GOVERNOR'S RECOMMENDED CORE</b>							
	EE	0.00	207,578	207,578	0	415,156	
	PD	0.00	92,851,397	599,427,937	289,865,950	982,145,284	
	<b>Total</b>	<b>0.00</b>	<b>93,058,975</b>	<b>599,635,515</b>	<b>289,865,950</b>	<b>982,560,440</b>	

**DECISION ITEM DETAIL**

Budget Unit	FY 2013	FY 2013	FY 2014	FY 2014	FY 2015	FY 2015	FY 2015	FY 2015
Decision Item	ACTUAL	ACTUAL	BUDGET	BUDGET	DEPT REQ	DEPT REQ	GOV REC	GOV REC
Budget Object Class	DOLLAR	FTE	DOLLAR	FTE	DOLLAR	FTE	DOLLAR	FTE
<b>PHARMACY</b>								
<b>CORE</b>								
PROFESSIONAL SERVICES	1,613,088	0.00	415,156	0.00	415,156	0.00	415,156	0.00
TOTAL - EE	1,613,088	0.00	415,156	0.00	415,156	0.00	415,156	0.00
PROGRAM DISTRIBUTIONS	909,472,778	0.00	954,284,400	0.00	939,333,495	0.00	982,145,284	0.00
TOTAL - PD	909,472,778	0.00	954,284,400	0.00	939,333,495	0.00	982,145,284	0.00
<b>GRAND TOTAL</b>	<b>\$911,085,866</b>	<b>0.00</b>	<b>\$954,699,556</b>	<b>0.00</b>	<b>\$939,748,651</b>	<b>0.00</b>	<b>\$982,560,440</b>	<b>0.00</b>
GENERAL REVENUE	\$67,188,791	0.00	\$50,247,186	0.00	\$50,247,186	0.00	\$93,058,975	0.00
FEDERAL FUNDS	\$575,744,679	0.00	\$599,635,515	0.00	\$599,635,515	0.00	\$599,635,515	0.00
OTHER FUNDS	\$268,152,396	0.00	\$304,816,855	0.00	\$289,865,950	0.00	\$289,865,950	0.00

## PROGRAM DESCRIPTION

**Department: Social Services**

**Program Name: Pharmacy**

**Program is found in the following core budget(s): Pharmacy**

### 1. What does this program do?

This Pharmacy Services section provides funding for prescription drugs produced by manufacturers for which there exists a rebate agreement between the manufacturer and the federal Department of Health and Human Services (HHS) and dispensed by qualified providers. Since January 1, 1991, the MO HealthNet program has provided reimbursement for all outpatient drugs (except for those which are specifically excluded) for which there is a manufacturer's rebate agreement. While over-the-counter products do not require a prescription for sale to the general public, a prescription for those selected types of over-the-counter products that qualify for MO HealthNet coverage is required in order for the product to be reimbursable. In general terms, MO HealthNet drug reimbursement is made at the lower of: the Wholesale Acquisition Cost (WAC) plus 10%; the Federal Upper Limit (FUL); the Missouri Maximum Acquisition Cost (MAC); or the billed charge. MO HealthNet uses its electronic tools incorporating clinical criteria derived from best practices and evidence-based medical information to adjudicate claims through Clinical Edits, Preferred Drug List Edits, and Prior Authorization.

The U.S. Congress created the Medicaid outpatient prescription drug rebate program when it enacted the Omnibus Budget Reconciliation Act of 1990 (OBRA '90). The goal of the program is to reduce the cost of outpatient prescription drugs by requiring drug manufacturers to pay a rebate directly to state Medicaid programs. The purpose of the program is to reduce the cost of prescription drugs without placing an undue burden on pharmacies by requiring the drug manufacturers to pay a rebate directly to the state Medicaid programs. The intent of this rebate is to allow the state and federal governments to receive price reductions similar to those received by other high volume purchasers of drugs.

#### Rebate Program

OBRA '90 requires all drug manufacturers to enter into a drug rebate agreement with the Department of Health and Human Services before their product lines will be eligible for coverage by Medicaid. Currently, 500 manufacturers have signed agreements with Centers for Medicare and Medicaid Services (CMS) and participate in the Drug Rebate Program. For MHN participants, approximately 400 manufacturers have products dispensed and are invoiced quarterly. Once the drug manufacturer has entered into the agreement, the state Medicaid programs are required to provide coverage of the manufacturers' drug products. However, the state has the option of excluding certain categories of the manufacturer's products or requiring prior authorization for reimbursement of products. Manufacturers are required to calculate and make rebate payments to the state Medicaid agency for the manufacturer's covered outpatient drugs reimbursed by the state during each quarter. Manufacturers are to be invoiced no later than sixty days after the end of each calendar quarter and are required to make payment for the calculated drug rebate directly to the state Medicaid program within 38 days of invoicing. For generic drugs, the rebate amount is currently 11% of Average Manufacturer Price (AMP). For single-source drugs, the rebate is the greater of 15% of AMP or the difference between the AMP and the manufacturer's "best price", plus CPI-U factors. Beginning in 2010, Federal regulations increased the minimum rebate from 15% to 23% for single-source drugs. These same regulations also required that 100% of these increased rebates are remitted to the federal government, instead of being shared at the normal federal matching rate. The manufacturer has the option of disputing the calculated drug rebate amount if the manufacturer disagrees with the state's drug utilization data. The manufacturer is required to report the nature of the dispute to the state, and the state is then responsible for resolving the dispute through negotiation or a hearing process, if necessary. Approximately 37% of the total rebates collected are used as a state share funding source rather than using General Revenue funds. The approximate 63% federal share of the rebates collected is returned to the federal government.

#### Prior Authorization

Any covered outpatient drug can be subject to prior authorization. Effective August 1, 1992, a prior authorization (PA) process was implemented for certain specific drugs under the pharmacy program.



Drug PA requests are received via telephone, fax or mail. All requests for drug PA must be initiated by a physician or authorized prescriber (advanced practice nurse) with prescribing authority for the drug category for which a PA is being requested. As specified in OBRA 90, drug PA programs must provide a response by telephone or other telecommunication device within 24 hours of receipt. All requests must include all required information. Requests received with insufficient information for review or received from someone other than a physician or authorized prescriber will not initiate a PA review nor the 24-hour response period. Drug PA requests received via telephone are keyed on-line and notification of approval will be given at the time of the call or by return FAX or phone call. The MO HealthNet Technicians who staff this hotline work through algorithms developed by the Drug Prior Authorization Committee with the assistance of UMKC-DIC, School of Pharmacy. These algorithms are sets of questions used to make a determination to approve or deny the request. Making the prior authorization determination on-line allows the PA file to be updated immediately. For approvals, the requestor will be given an authorization period. Pharmacies may record this information for this purpose as well.

#### Board and Committee Support and Oversight

The MO HealthNet Oversight Committee was created in 2007 and is charged with evaluating the program and its implementation.

The MO HealthNet Division operates both prospective and retrospective Drug Utilization Review (DUR) as required by federal and state law. The DUR program is focused on educating health care providers in the appropriate use of medications, and informing them of potential drug therapy problems found in the review of drug and diagnostic information obtained from MO HealthNet claims history. The DUR Board is central to all DUR program activities, and its duties and membership requirements are specified in state and federal law. DUR Board members are appointed by the Governor with advice and consent of the Senate, and its 13 members include six physicians, six pharmacists, and one quality assurance nurse. In an ongoing process, the DUR Board reviews and makes changes to the clinical therapeutic criteria used to generate prospective and retrospective DUR interventions. The DUR Board also advises the Division on other issues related to appropriate drug therapy and produces a quarterly newsletter for providers on selected drug topics. In addition to the Board, a Regional DUR Committee, comprised of physicians and pharmacists, evaluates individual participants' retrospective drug regimens and advises their providers on appropriate drug use or potentially problematic drug therapies.

The MO HealthNet Drug Prior Authorization (PA) Committee is established in state regulation. This advisory committee is charged with reviewing drugs and recommending those drugs which are appropriate for reimbursement as a regular benefit verses those which should be placed on prior authorization status. All such recommendations made by the Drug PA Committee are referred to the DUR Board, as they are the statutorily-appointed advisory group for final recommendation to the Division.

#### Cost Containment Initiatives

As a result of new drugs, rapidly changing prescribing patterns and increased expenditures in the MO HealthNet fee-for-service pharmacy program, the MO HealthNet program continues to implement a number of administrative measures to ensure the economic and efficient provision of the MO HealthNet pharmacy benefit. These strategies have been developed through recommendations from a number of sources, including affected state agencies, provider groups, and the pharmaceutical industry. The intent of these initiatives is to ensure that MO HealthNet participants get the right drug to meet their needs, in the right amount and for the right period of time. Examples of some of the cost containment initiatives include:

**Expanded Missouri Maximum Allowable Cost (MAC) List:** The list of drugs for which the state agency has established a generic reimbursement limit will be monitored and expanded on a regular basis. A mechanism is in place to review existing MACs as well as identifying new generic drugs for addition to this list, as they become available. This optimizes generic utilization in the MO HealthNet program.

The Preferred Drug List (PDL) utilizes information from various clinical sources, including the UMKC Drug Information Center, the Oregon Evidence-Based Drug Research Consortium, our clinical contractors, and our own clinical research team. Clinical information is paired with fiscal evaluation to develop a therapeutic class recommendation. The resulting PDL process incorporates clinical edits, including step therapies, into the prescription drug program. Clinical edits are designed to enhance patient care and optimize the use of program funds through therapeutically prudent use of pharmaceuticals. Point-of-sale (POS) pharmacy claims are routed through an automated computer system to apply edits specifically designed to ensure effective and appropriate drug utilization. The goal is to encourage cost effective therapy within the selected drug class.

Specialty medications include high-cost injectable, infused, oral, or inhaled drugs that involve specific handling, supervision or monitoring. MO HealthNet will continue to review specialty medications within each of the therapeutic categories to identify clinical editing, preferred drug list (PDL) and prior authorization (PA) opportunities. MO HealthNet is focusing on opportunities to reduce expenditures without compromising participant outcomes. One example is the Missouri Maximum Allowable Cost (MAC) Pricing for Specialty Drugs. The MAC specialty program follows MO HealthNet pricing methodology, utilizing Wholesale Acquisition Cost (WAC), pricing generally available to providers, as a basis for pricing the identified specialty medications. In accordance with MO HealthNet MAC program policy, MO HealthNet staff monitors and updates the more inclusive Missouri MAC list.

Edits - Dose Optimization: Effective for dates of service on or after April 16, 2002, claims submitted to the MO HealthNet Pharmacy Program are subject to edits to identify claims for pharmacy services that fall outside expected patterns of use for certain products. Overrides to these edit denials can be processed through the help desk. Justification for utilization outside expected patterns such as FDA approved labeling is required for approval of such an override.

Pharmacy Provider Tax: The Missouri General Assembly passed legislation establishing a tax on licensed retail pharmacies in Missouri for the privilege of providing outpatient prescription drugs. The Department of Social Services has notified each pharmacy of the amount of tax due. The tax began in 2002. Effective July 1, 2007, Missouri pharmacies were given an enhanced dispensing fee of \$4.82, for a total dispensing fee of \$9.66.

Effective for dates of service January 1, 2010 and beyond, the MO HealthNet Pharmacy Program began paying pharmacy providers a generic product preferred incentive fee. This program initiative will continue to emphasize the preference for generic utilization within the MO HealthNet pharmacy program by paying pharmacy providers an enhanced incentive fee of \$4.00 for each eligible claim.

Prior Authorization of All New Drugs: Prior authorization is required for all new drug entities and new drug product dosage forms of these products through existing drug entities that have been approved by the Food and Drug Administration and are available on the market. After identifying First Data Bank's weekly updates, the medications are reviewed for medical and clinical criteria along with pharmacoeconomic impact to the pharmacy program.

#### 340B Drug Repricing

340b covered entities are eligible to purchase discounted drugs through the Public Health Service's 340b Drug Discount program. Examples of 340b entities include federally qualified health centers, hemophilia treatment centers, disproportionate share hospitals, sole community hospitals, AIDS drug assistance, and family planning clinics. The MHD is working collaboratively with stakeholders to encourage 340b participation by covered entities; by working with covered entities, savings from 340b pricing for MO HealthNet participants' scripts is shared with the Medicaid program. MHD is in the process of finalizing a 340b agreement with hemophilia treatment centers and is in the planning stages of identifying new stakeholder groups with work with.

#### Clinical Management Services Program (CMSP)

Through a contract with Xerox (formerly ACS-Heritage), MHD operates an innovative electronic web-based clinical editing process for its point-of-sale pharmacy and medical claims, medical and drug prior authorization, and Drug Utilization Review (DUR) processes. The current CMSP claim processing system allows each claim to be referenced against the participant's claims history including pharmacy, medical and procedural data (ICD-9 and CPT codes), providing real time data to participating MO HealthNet providers. For patients that meet approval criteria, the claim will be paid automatically. In instances when a phone call is necessary, the hotline call center is available seven days a week, which allows providers prompt access to a paid claim for the requested product or service. In addition to receiving messages regarding the outcome of the processing of claims and the amount to be reimbursed, pharmacy providers receive prospective drug use review alert messages at the time prescriptions are dispensed.

The contract with Xerox (formerly ACS-Heritage) utilizes their *CyberAccess*<sup>SM</sup> tool to create integrated patient profiles containing prescription information, as well as patient diagnoses and procedure codes for a running 24 months of history. *CyberAccess*<sup>SM</sup> provides: participant claims history profiles, updated daily, identifying all drugs, procedures, related diagnoses and ordering providers from claims paid by MHD for a rolling 36 month period; and three years of point of sale (POS) pharmacy claims refreshed every ten (10) minutes.

Point-of-Service pharmacy - Claims are routed through Xerox's automated system to apply edits specifically designed to assure effective utilization of pharmaceuticals. The edits are founded on evidence-based clinical and nationally recognized expert consensus criteria. Claims will continue to be processed by WiPro for all other edits and final adjudication. After processing by Xerox and WiPro, the claim is sent back to the provider with a total processing time of approximately 10 seconds. Claims which are denied by the system edits will require an override from the existing help desk. Providers seeking an override must contact the help desk for approval, which will be granted if medically necessary.

Fiscal and Clinical Edits - This initiative optimizes the use of program funds and enhances patient care through improved use of pharmaceuticals. Since the implementation of the Omnibus Budget Reduction Act of 1990 (OBRA 90), education on the use of pharmaceuticals has been accomplished primarily through DUR. However, the prospective DUR alerts currently generated by the fiscal agent have been largely ignored by pharmacy providers as they are more general in nature and few are tied to claim reimbursement. Other third party payers have successfully utilized more extensive evidence based claims screening edits in an effort to control costs. Such edits are applicable within the Medicaid program to achieve similar cost controls.

Drug Utilization Review: This process is currently provided by Xerox, and will be an extension of the current process with some enhancements. Under the new contract, this initiative will utilize the same database/computer system as the previously described components. This system uses a relational database capable of interfacing MO HealthNet paid claims history with flexible, high quality clinical evaluation criteria. The process is designed to identify high-risk drug use patterns among physicians, pharmacists, and beneficiaries, and to educate providers (prescribers and dispensers) in appropriate and cost-effective drug use. This process is capable of identifying providers prescribing and dispensing practices which deviate from defined standards, as well as generate provider profiles and ad hoc reports for specified provider and participant populations. The goal of the program is to maximize drug therapy and outcomes, and optimize expenditures for health care.

**2. What is the authorization for this program, i.e., federal or state statute, etc.? (Include the federal program number, if applicable.)**

Statute: RSMo. 208.152, 208.166, Federal law: Social Security Act Section 1902(a)(12), Federal regulation: 42 CFR 440.120

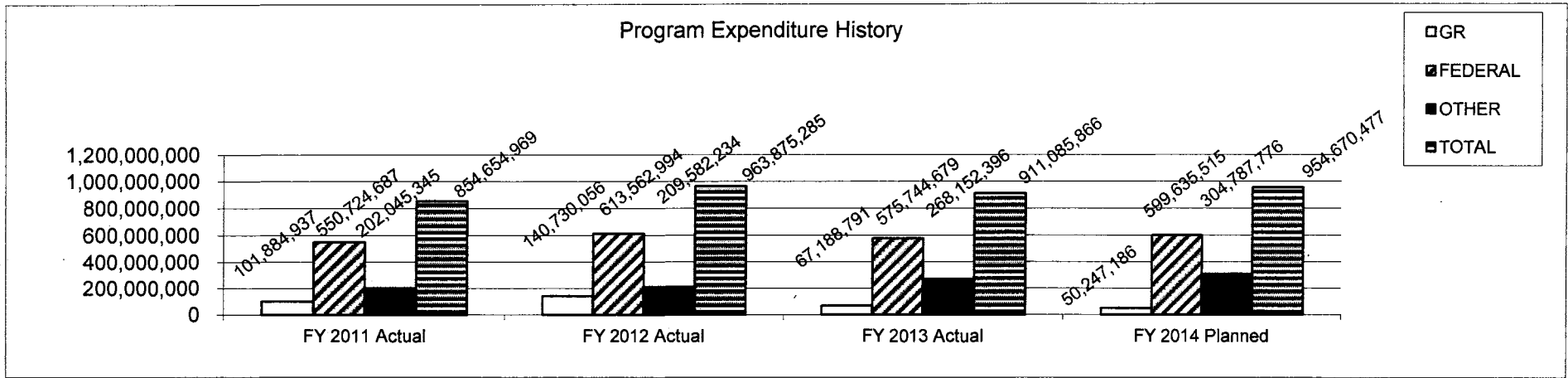
**3. Are there federal matching requirements? If yes, please explain.**

States can earn the federal medical assistance percentage (FMAP) on MO HealthNet program expenditures. The Social Security Act requires the Secretary of Health and Human Services to calculate and publish the actual FMAP each year. The FMAP is calculated using economic indicators from states and the nation as a whole. Generally, Missouri's FMAP for FY14 is a blended 61.865% federal match. The state matching requirement is 38.135%.

**4. Is this a federally mandated program? If yes, please explain.**

Yes, for children if medically necessary health services are identified under the EPSDT program. No for adults.

**5. Provide actual expenditures for the prior three fiscal years and planned expenditures for the current fiscal year.**

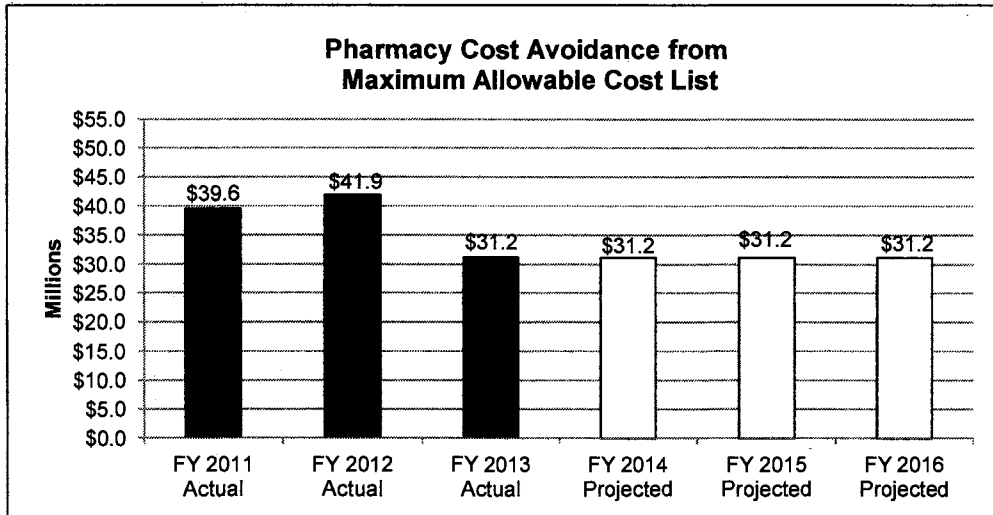


FY 2014 planned is net of reverted and reserved. Reverted: \$29,079 Other Funds

**6. What are the sources of the "Other " funds?**

Pharmacy Reimbursement Allowance Fund (0144), Pharmacy Rebates Fund (0114), Health Initiatives Fund (0275), Third Party Liability Fund (0120), Healthy Families Trust Fund (0625), Premium (0885) and Life Sciences Research Trust Fund (0763).

**7a. Provide an effectiveness measure.**



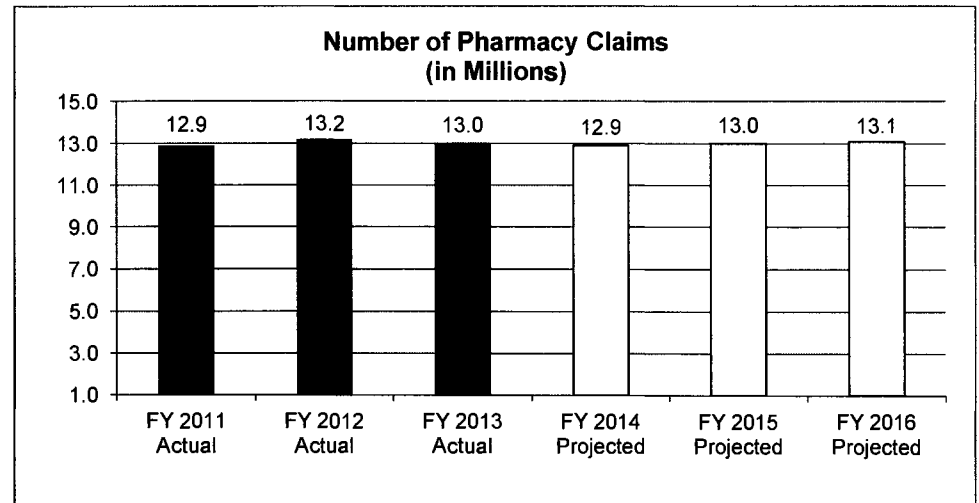
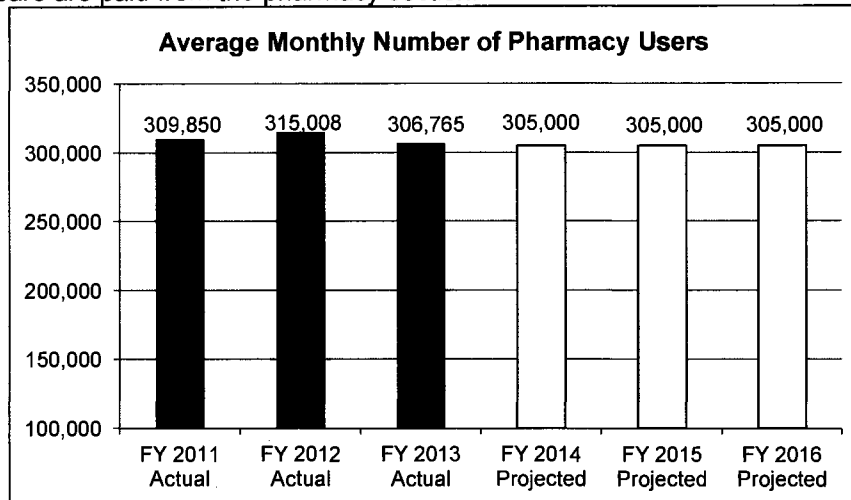
Cost avoidance is realized when MHD establishes the maximum reimbursement amount on generic drugs. Past fiscal year numbers have been updated to reflect more accurate information.

**7b. Provide an efficiency measure.**

N/A

**7c. Provide the number of clients/individuals served, if applicable.**

Pharmacy services are available to all MO HealthNet participants. Prior to FY 2010, managed care plans had the option to carve out pharmacy services. Beginning in SFY 2010, managed care plans are no longer responsible for paying for pharmacy services. Pharmacy services for both fee-for-service and managed care are paid from the pharmacy section.



**7d. Provide a customer satisfaction measure, if available.**

N/A



**DECISION ITEM SUMMARY**

Budget Unit	FY 2013	FY 2013	FY 2014	FY 2014	FY 2015	FY 2015	FY 2015	FY 2015
Decision Item	ACTUAL	ACTUAL	BUDGET	BUDGET	DEPT REQ	DEPT REQ	GOV REC	GOV REC
Budget Object Summary	DOLLAR	FTE	DOLLAR	FTE	DOLLAR	FTE	DOLLAR	FTE
Fund	DOLLAR	FTE	DOLLAR	FTE	DOLLAR	FTE	DOLLAR	FTE
<b>PHARMACY-MED PART D-CLAWBACK</b>								
<b>CORE</b>								
PROGRAM-SPECIFIC								
GENERAL REVENUE	193,470,530	0.00	200,480,745	0.00	200,480,745	0.00	181,072,395	0.00
TOTAL - PD	193,470,530	0.00	200,480,745	0.00	200,480,745	0.00	181,072,395	0.00
<b>TOTAL</b>	<b>193,470,530</b>	<b>0.00</b>	<b>200,480,745</b>	<b>0.00</b>	<b>200,480,745</b>	<b>0.00</b>	<b>181,072,395</b>	<b>0.00</b>
<b>GRAND TOTAL</b>	<b>\$193,470,530</b>	<b>0.00</b>	<b>\$200,480,745</b>	<b>0.00</b>	<b>\$200,480,745</b>	<b>0.00</b>	<b>\$181,072,395</b>	<b>0.00</b>

**CORE DECISION ITEM**

Department: Social Services  
 Division: MO HealthNet  
 Core: Pharmacy - Medicare Part D Clawback

Budget Unit: 90543C

**1. CORE FINANCIAL SUMMARY**

	FY 2015 Budget Request			Total
	GR	Federal	Other	
PS				
EE				
PSD	200,480,745			200,480,745
TRF				
<b>Total</b>	<b>200,480,745</b>	<b>0</b>		<b>200,480,745</b>
 FTE				<b>0.00</b>

	FY 2015 Governor's Recommendation			Total
	GR	Federal	Other	
PS				
EE				
PSD	181,072,395			181,072,395
TRF				
<b>Total</b>	<b>181,072,395</b>	<b>0</b>		<b>181,072,395</b>
 FTE				<b>0.00</b>

<b>Est. Fringe</b>	0	0	0	0
<i>Note: Fringes budgeted in House Bill 5 except for certain fringes budgeted directly to MoDOT, Highway Patrol, and Conservation.</i>				

<b>Est. Fringe</b>	0	0	0	0
<i>Note: Fringes budgeted in House Bill 5 except for certain fringes budgeted directly to MoDOT, Highway Patrol, and Conservation.</i>				

**2. CORE DESCRIPTION**

This core request is for the continued funding of the Medicare Part D Clawback. Part of the Medicare Prescription Drug Act requires States to pay Medicare a portion of the cost of Part D drugs attributable to what would have been paid for by the State absent the Part D drug benefit.

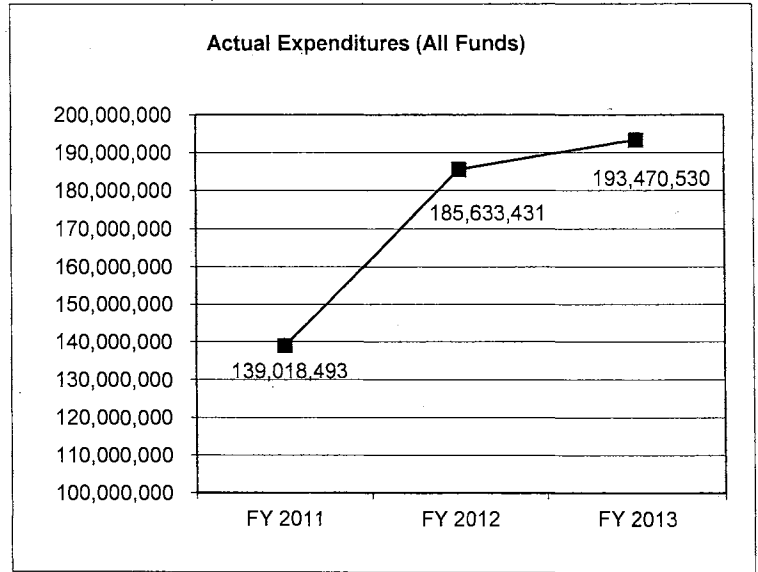
**3. PROGRAM LISTING (list programs included in this core funding)**

Pharmacy-Medicare Part D Clawback



**4. FINANCIAL HISTORY**

	FY 2011 Actual	FY 2012 Actual	FY 2013 Actual	FY 2014 Current Yr.
Appropriation (All Funds)	146,465,011	186,236,499	193,470,530	200,480,745
Less Reverted (All Funds)	0	0	0	N/A
Budget Authority (All Funds)	146,465,011	186,236,499	193,470,530	N/A
Actual Expenditures (All Funds)	139,018,493	185,633,431	193,470,530	N/A
Unexpended (All Funds)	7,446,518	603,068	0	N/A
Unexpended, by Fund:				
General Revenue	946,517	603,068	0	N/A
Federal	1	1	0	N/A
Other	6,500,000	0	0	N/A
	(1)	(2)	(3)	



Reverted includes Governor's standard 3 percent reserve (when applicable) and any extraordinary withholdings.

**NOTES:**

(1) FY11 Agency Reserve Missouri RX Plan Fund of \$6,500,000. ARRA FMAP adjustment (reduced rates) continued into FY 2011.

(2) FY12 "E" increase of \$5,566,226.

(3) FY13 Estimated appropriation or "E" status was removed. \$2,379,722 Paid from Supplemental Pool.

**CORE RECONCILIATION DETAIL**

STATE

PHARMACY-MED PART D-CLAWBACK

**5. CORE RECONCILIATION DETAIL**

	Budget Class	FTE	GR	Federal	Other	Total	Explanation
<b>TAFP AFTER VETOES</b>							
	PD	0.00	200,480,745	0	0	200,480,745	
	<b>Total</b>	<b>0.00</b>	<b>200,480,745</b>	<b>0</b>	<b>0</b>	<b>200,480,745</b>	
<b>DEPARTMENT CORE REQUEST</b>							
	PD	0.00	200,480,745	0	0	200,480,745	
	<b>Total</b>	<b>0.00</b>	<b>200,480,745</b>	<b>0</b>	<b>0</b>	<b>200,480,745</b>	
<b>GOVERNOR'S ADDITIONAL CORE ADJUSTMENTS</b>							
Core Reallocation	1973 7238 PD	0.00	(19,408,350)	0	0	(19,408,350)	
	<b>NET GOVERNOR CHANGES</b>	<b>0.00</b>	<b>(19,408,350)</b>	<b>0</b>	<b>0</b>	<b>(19,408,350)</b>	
<b>GOVERNOR'S RECOMMENDED CORE</b>							
	PD	0.00	181,072,395	0	0	181,072,395	
	<b>Total</b>	<b>0.00</b>	<b>181,072,395</b>	<b>0</b>	<b>0</b>	<b>181,072,395</b>	

**DECISION ITEM DETAIL**

Budget Unit	FY 2013	FY 2013	FY 2014	FY 2014	FY 2015	FY 2015	FY 2015	FY 2015
Decision Item	ACTUAL	ACTUAL	BUDGET	BUDGET	DEPT REQ	DEPT REQ	GOV REC	GOV REC
Budget Object Class	DOLLAR	FTE	DOLLAR	FTE	DOLLAR	FTE	DOLLAR	FTE
<b>PHARMACY-MED PART D-CLAWBACK</b>								
<b>CORE</b>								
PROGRAM DISTRIBUTIONS	193,470,530	0.00	200,480,745	0.00	200,480,745	0.00	181,072,395	0.00
TOTAL - PD	193,470,530	0.00	200,480,745	0.00	200,480,745	0.00	181,072,395	0.00
<b>GRAND TOTAL</b>	<b>\$193,470,530</b>	<b>0.00</b>	<b>\$200,480,745</b>	<b>0.00</b>	<b>\$200,480,745</b>	<b>0.00</b>	<b>\$181,072,395</b>	<b>0.00</b>
GENERAL REVENUE	\$193,470,530	0.00	\$200,480,745	0.00	\$200,480,745	0.00	\$181,072,395	0.00
FEDERAL FUNDS	\$0	0.00	\$0	0.00	\$0	0.00	\$0	0.00
OTHER FUNDS	\$0	0.00	\$0	0.00	\$0	0.00	\$0	0.00

## PROGRAM DESCRIPTION

**Department: Social Services**

**Program Name: Pharmacy - Medicare Part D Clawback**

**Program is found in the following core budget(s): Pharmacy - Medicare Part D Clawback**

### 1. What does this program do?

The Medicare Prescription Drug Improvement and Modernization Act (MMA) of 2003 required that all individuals who are eligible for both Medicare and MO HealthNet receive their prescription drugs through the Medicare Part D program. This change resulted in a significant shift in benefits for elderly and disabled dual eligible participants because they receive their drugs through a prescription drug plan (PDP) rather than through the state's MO HealthNet program.

The federal government refers to this payment as the "Phased-down State Contribution", whereas the states more appropriately refer to the payment as the "clawback". This clawback payment is, in effect, a funding source for the Medicare Part D program. In theory, it uses the General Revenue that the state would have paid for the MO HealthNet pharmacy benefit for funding the Part D program.

States are required to make a monthly payment to the federal government to, in effect, re-direct the money that the states would have spent on providing prescription drugs to participants in the MO HealthNet program. The clawback consists of a monthly calculation based on the combination of (a) the state's per capita spending on prescription drugs in 2003, (b) the state's federal Medicaid match rate, (c) the number of dual eligible's residing in the state, and (d) a "phase-down percentage" of state savings to be returned to the federal government beginning with 90 percent in 2006 and phasing down to 75 percent in CY2015.

### 2. What is the authorization for this program, i.e., federal or state statute, etc.? (Include the federal program number, if applicable.)

Medicare Prescription Drug Improvement and Modernization Act (MMA) of 2003, P.L. 108-173.

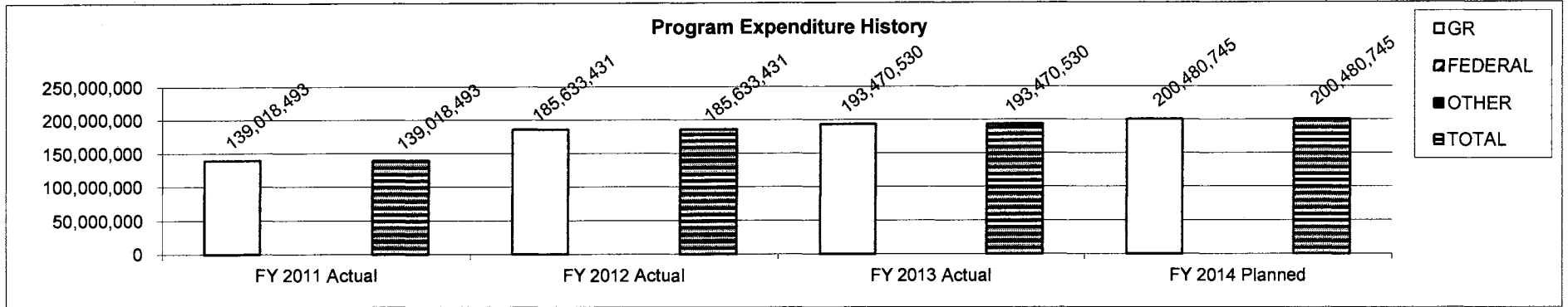
### 3. Are there federal matching requirements? If yes, please explain.

No.

### 4. Is this a federally mandated program? If yes, please explain.

Yes. The states are required to make a monthly payment to the federal government to re-direct the money that the states would have spent on providing prescription drugs to participants in MO HealthNet.

**5. Provide actual expenditures for the prior three fiscal years and planned expenditures for the current fiscal year.**



**6. What are the sources of the "Other " funds?**

N/A

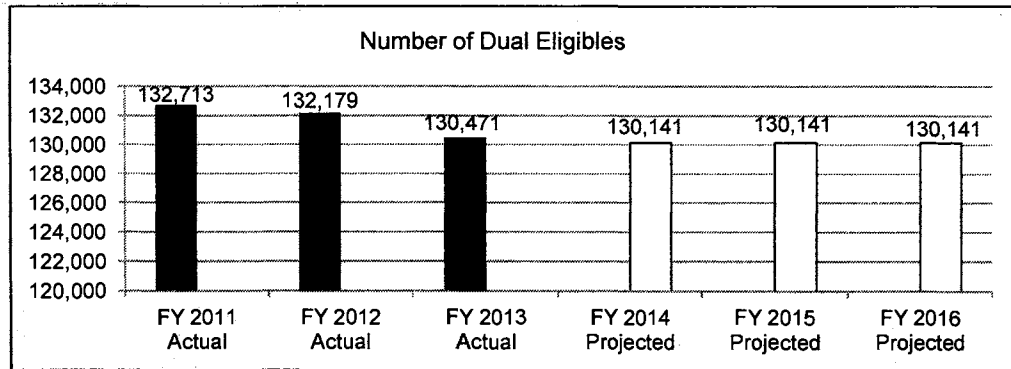
**7a. Provide an effectiveness measure.**

N/A

**7b. Provide an efficiency measure.**

N/A

**7c. Provide the number of clients/individuals served, if applicable.**



**7d. Provide a customer satisfaction measure, if available.**

N/A



**DECISION ITEM SUMMARY**

Budget Unit	FY 2013	FY 2013	FY 2014	FY 2014	FY 2015	FY 2015	FY 2015	FY 2015
Decision Item	ACTUAL	ACTUAL	BUDGET	BUDGET	DEPT REQ	DEPT REQ	GOV REC	GOV REC
Budget Object Summary	DOLLAR	FTE	DOLLAR	FTE	DOLLAR	FTE	DOLLAR	FTE
Fund								
<b>MISSOURI RX PLAN</b>								
<b>CORE</b>								
<b>PROGRAM-SPECIFIC</b>								
GENERAL REVENUE	0	0.00	6,370,046	0.00	6,370,046	0.00	6,370,046	0.00
HEALTHY FAMILIES TRUST	8,859,485	0.00	4,838,657	0.00	4,838,657	0.00	4,838,657	0.00
MISSOURI RX PLAN FUND	11,415,477	0.00	12,544,388	0.00	12,544,388	0.00	12,544,388	0.00
TOTAL - PD	20,274,962	0.00	23,753,091	0.00	23,753,091	0.00	23,753,091	0.00
<b>TOTAL</b>	<b>20,274,962</b>	<b>0.00</b>	<b>23,753,091</b>	<b>0.00</b>	<b>23,753,091</b>	<b>0.00</b>	<b>23,753,091</b>	<b>0.00</b>
<b>GRAND TOTAL</b>	<b>\$20,274,962</b>	<b>0.00</b>	<b>\$23,753,091</b>	<b>0.00</b>	<b>\$23,753,091</b>	<b>0.00</b>	<b>\$23,753,091</b>	<b>0.00</b>

**CORE DECISION ITEM**

Department: Social Services  
 Division: MO HealthNet  
 Core: Missouri Rx Plan

Budget Unit: 90538C

**1. CORE FINANCIAL SUMMARY**

	FY 2015 Budget Request			
	GR	Federal	Other	Total
PS				
EE				
PSD	6,370,046		17,383,045	23,753,091
TRF				
<b>Total</b>	<b>6,370,046</b>	<b>0</b>	<b>17,383,045</b>	<b>23,753,091</b>

FTE 0.00

<b>Est. Fringe</b>	0	0	0	0
--------------------	---	---	---	---

*Note: Fringes budgeted in House Bill 5 except for certain fringes budgeted directly to MoDOT, Highway Patrol, and Conservation.*

Other Funds: Missouri Rx Plan Fund (0779)  
 Healthy Families Trust Fund (0625)

	FY 2015 Governor's Recommendation			
	GR	Federal	Other	Total
PS				
EE				
PSD	6,370,046		17,383,045	23,753,091
TRF				
<b>Total</b>	<b>6,370,046</b>	<b>0</b>	<b>17,383,045</b>	<b>23,753,091</b>

FTE 0.00

<b>Est. Fringe</b>	0	0	0	0
--------------------	---	---	---	---

*Note: Fringes budgeted in House Bill 5 except for certain fringes budgeted directly to MoDOT, Highway Patrol, and Conservation.*

Other Funds: Missouri Rx Plan Fund (0779)  
 Healthy Families Trust Fund (0625)

**2. CORE DESCRIPTION**

The Missouri Rx Plan provides certain pharmaceutical benefits to certain low-income elderly and disabled residents of the state, facilitates coordination of benefits between the Missouri Rx plan and the federal Medicare Part D drug benefit program established by the Medicare Prescription Drug Improvement and Modernization Act of 2003 (MMA), P.L. 108-173 and enrolls individuals in the program.

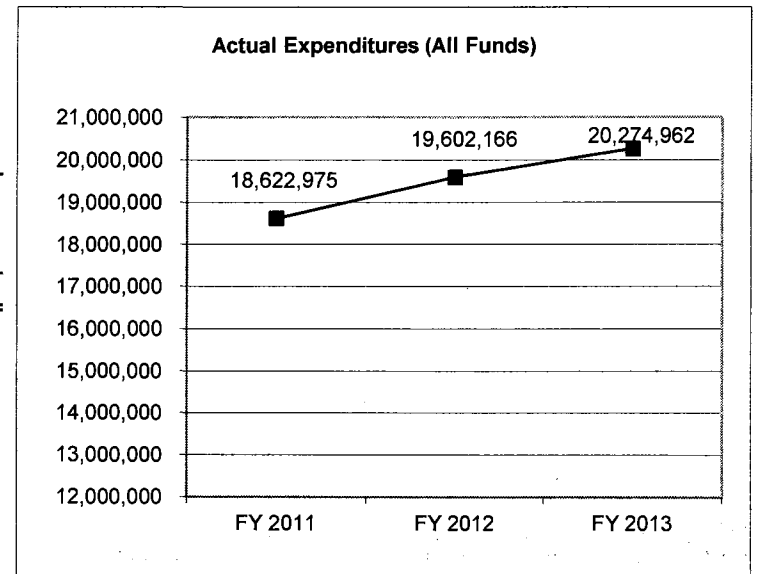
**3. PROGRAM LISTING (list programs included in this core funding)**

Pharmacy services under MMA - Part D



**4. FINANCIAL HISTORY**

	<b>FY 2011 Actual</b>	<b>FY 2012 Actual</b>	<b>FY 2013 Actual</b>	<b>FY 2014 Current Yr.</b>
Appropriation (All Funds)	19,602,166	21,672,666	24,385,543	23,753,091
Less Reverted (All Funds)	0	0	0	N/A
Budget Authority (All Funds)	19,602,166	21,672,666	24,385,543	N/A
Actual Expenditures (All Funds)	18,622,975	19,602,166	20,274,962	N/A
Unexpended (All Funds)	979,191	2,070,500	4,110,581	N/A
Unexpended, by Fund:				
General Revenue	0	0	0	N/A
Federal	0	0	0	N/A
Other	979,191	2,070,500	4,110,581	N/A
		<b>(1)</b>	<b>(2)</b>	



Reverted includes Governor's standard 3 percent reserve (when applicable) and any extraordinary withholdings.

**NOTES:**

- (1)** FY12 "E" increase of \$2,070,500 in Missouri Rx Plan Fund
- (2)** FY13 Estimated appropriation or "E" was removed.

**CORE RECONCILIATION DETAIL**

STATE

MISSOURI RX PLAN

**5. CORE RECONCILIATION DETAIL**

	<b>Budget Class</b>	<b>FTE</b>	<b>GR</b>	<b>Federal</b>	<b>Other</b>	<b>Total</b>	<b>Explanation</b>
<b>TAFP AFTER VETOES</b>							
	PD	0.00	6,370,046	0	17,383,045	23,753,091	
	<b>Total</b>	<b>0.00</b>	<b>6,370,046</b>	<b>0</b>	<b>17,383,045</b>	<b>23,753,091</b>	
<b>DEPARTMENT CORE REQUEST</b>							
	PD	0.00	6,370,046	0	17,383,045	23,753,091	
	<b>Total</b>	<b>0.00</b>	<b>6,370,046</b>	<b>0</b>	<b>17,383,045</b>	<b>23,753,091</b>	
<b>GOVERNOR'S RECOMMENDED CORE</b>							
	PD	0.00	6,370,046	0	17,383,045	23,753,091	
	<b>Total</b>	<b>0.00</b>	<b>6,370,046</b>	<b>0</b>	<b>17,383,045</b>	<b>23,753,091</b>	

**DECISION ITEM DETAIL**

Budget Unit	FY 2013	FY 2013	FY 2014	FY 2014	FY 2015	FY 2015	FY 2015	FY 2015
Decision Item	ACTUAL	ACTUAL	BUDGET	BUDGET	DEPT REQ	DEPT REQ	GOV REC	GOV REC
Budget Object Class	DOLLAR	FTE	DOLLAR	FTE	DOLLAR	FTE	DOLLAR	FTE
<b>MISSOURI RX PLAN</b>								
<b>CORE</b>								
PROGRAM DISTRIBUTIONS	20,274,962	0.00	23,753,091	0.00	23,753,091	0.00	23,753,091	0.00
TOTAL - PD	20,274,962	0.00	23,753,091	0.00	23,753,091	0.00	23,753,091	0.00
<b>GRAND TOTAL</b>	<b>\$20,274,962</b>	<b>0.00</b>	<b>\$23,753,091</b>	<b>0.00</b>	<b>\$23,753,091</b>	<b>0.00</b>	<b>\$23,753,091</b>	<b>0.00</b>
GENERAL REVENUE	\$0	0.00	\$6,370,046	0.00	\$6,370,046	0.00	\$6,370,046	0.00
FEDERAL FUNDS	\$0	0.00	\$0	0.00	\$0	0.00	\$0	0.00
OTHER FUNDS	\$20,274,962	0.00	\$17,383,045	0.00	\$17,383,045	0.00	\$17,383,045	0.00

## PROGRAM DESCRIPTION

**Department: Social Services**

**Program Name: Missouri Rx Plan**

**Program is found in the following core budget(s): Missouri Rx Plan**

**1. What does this program do?**

S.B. 539 (2005) established a state pharmaceutical assistance program known as the Missouri Rx (MoRx) Plan. The purpose of this program is to coordinate pharmaceutical benefits between the Missouri Rx plan and the federal Medicare Part D drug program for Medicare/Medicaid full dual eligibles, partial duals and other elderly and disabled Missourians below 200% of the Federal Poverty Level (FPL). The Missouri Rx plan pays 50% of members' out of pocket costs remaining after their Medicare Prescription Drug Plan pays. Missouri Rx pays for 50% of the deductible, 50% of the co-pays before the coverage gap, 50% of the coverage gap and 50% of the co-pays in the catastrophic coverage.

MoRx works with all Medicare Part D plans, but has a preferred relationship with three Medicare Part D plans to provide members with the best possible prescription drug coverage. The preferred plans provide MoRx members with high quality, affordable prescription drug coverage by offering easier access to a broader drug formulary with fewer medication restrictions.

This program will sunset on August 28, 2014; legislation must be enacted before that time to continue the program.

**2. What is the authorization for this program, i.e., federal or state statute, etc.? (Include the federal program number, if applicable.)**

State statute: RSMo. 208.780 through 208.798; Federal law: Medicare Prescription Drug Improvement and Modernization Act of 2003, P.L. 108-173.

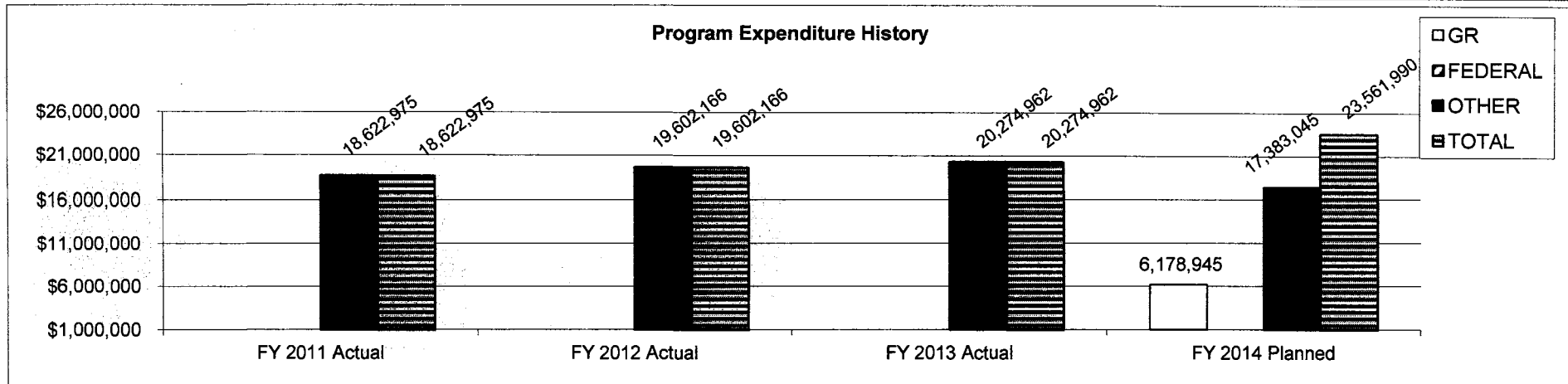
**3. Are there federal matching requirements? If yes, please explain.**

No. This program is funded with 100% state sources.

**4. Is this a federally mandated program? If yes, please explain.**

No.

**5. Provide actual expenditures for the prior three fiscal years and planned expenditures for the current fiscal year.**

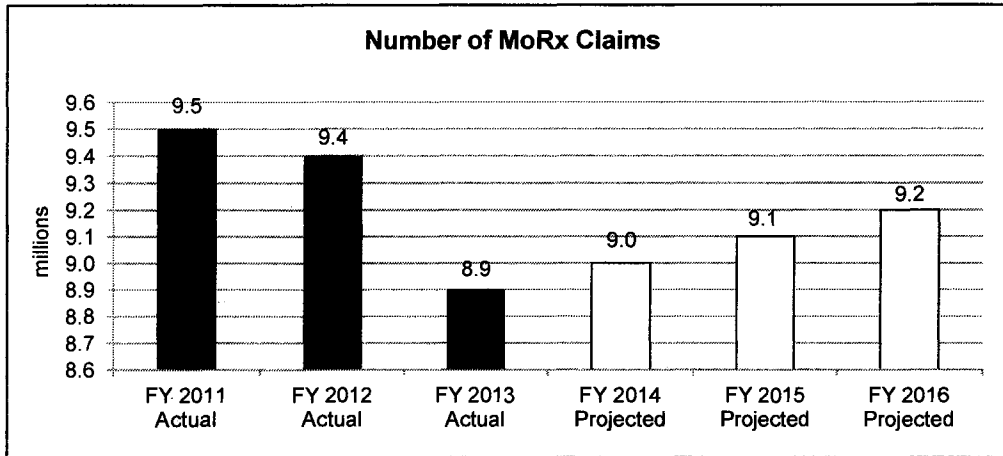


FY 2014 planned is a net of reverted and reserves. Reverted \$191,101 GR.

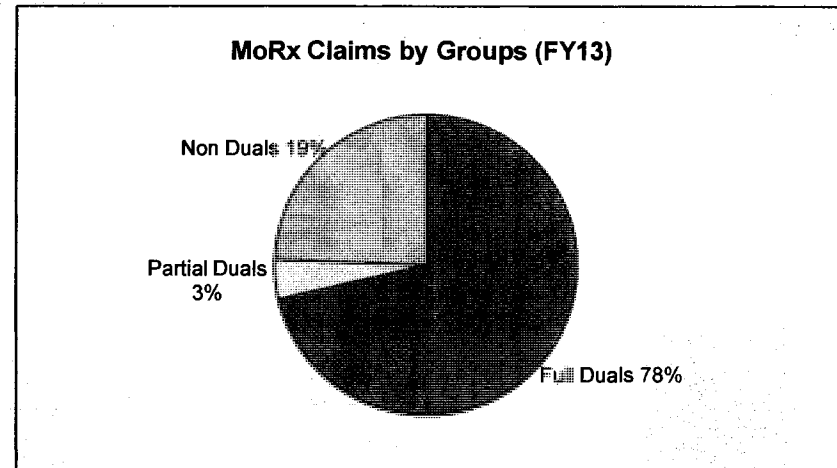
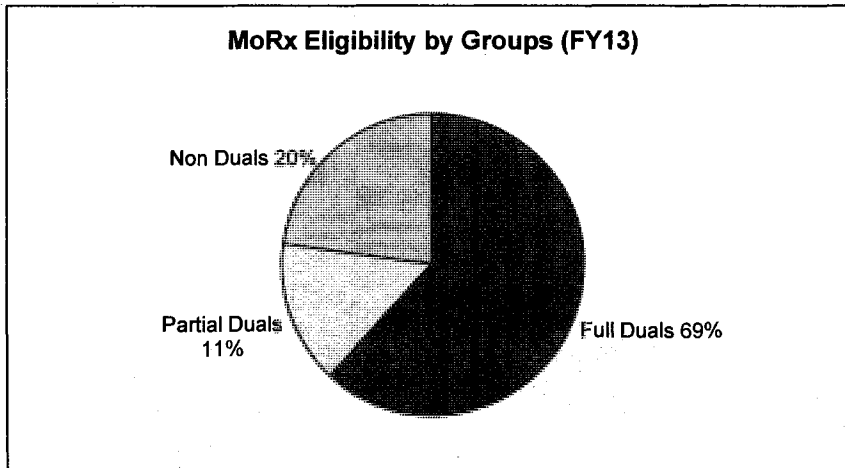
**6. What are the sources of the "Other " funds?**

Missouri Rx Plan Fund (0779) and Healthy Families Trust Fund (0625).

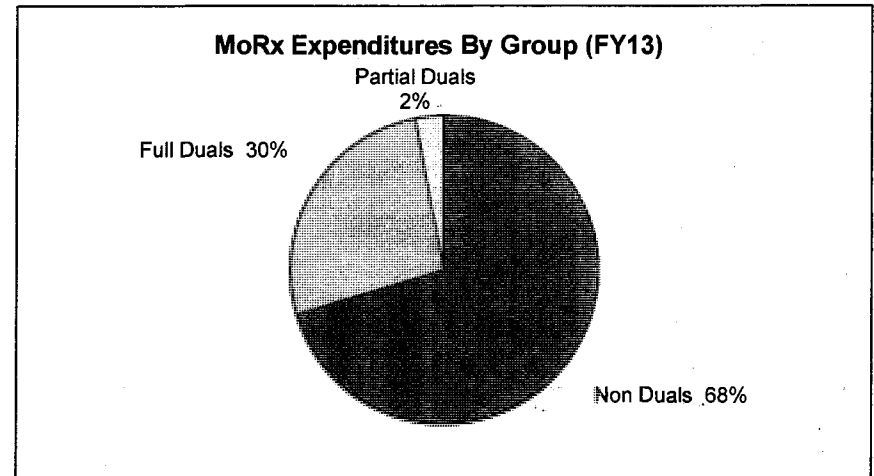
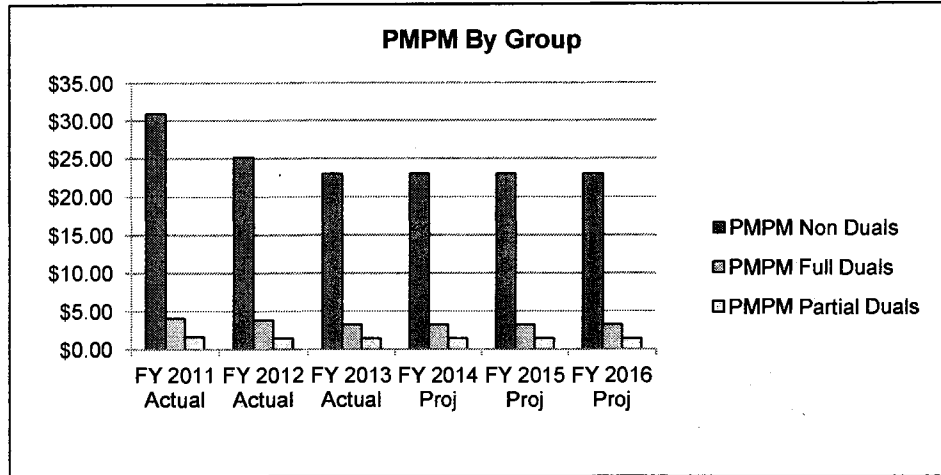
**7a. Provide an effectiveness measure.**



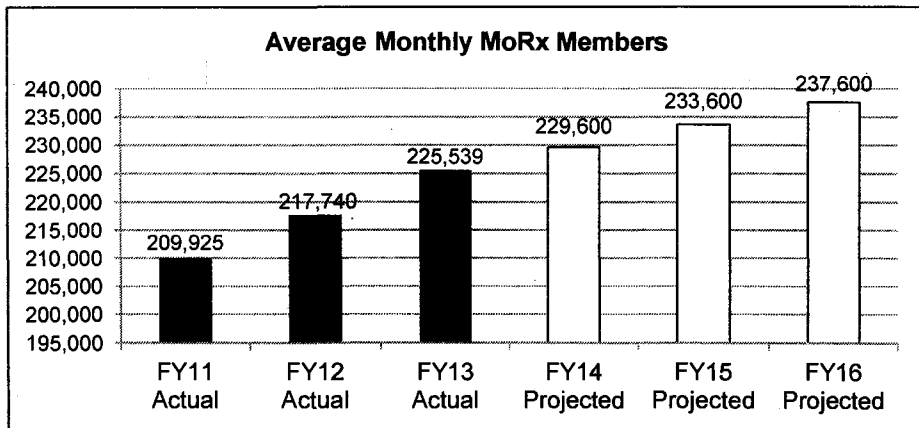
Most MoRx members receive "extra help" with their prescription drug costs through the federal government's Low Income Subsidy Program (LIS). With the MoRx wrap-around benefit their cost was \$3.25 or less for each prescription for calendar year 2013.



**7b. Provide an efficiency measure.**



**7c. Provide the number of clients/individuals served, if applicable.**



**7d. Provide a customer satisfaction measure, if available.**

N/A



**DECISION ITEM SUMMARY**

Budget Unit								
Decision Item	FY 2013	FY 2013	FY 2014	FY 2014	FY 2015	FY 2015	FY 2015	FY 2015
Budget Object Summary	ACTUAL	ACTUAL	BUDGET	BUDGET	DEPT REQ	DEPT REQ	GOV REC	GOV REC
Fund	DOLLAR	FTE	DOLLAR	FTE	DOLLAR	FTE	DOLLAR	FTE
<b>PHARMACY FRA</b>								
<b>CORE</b>								
<b>PROGRAM-SPECIFIC</b>								
PHARMACY REIMBURSEMENT ALLOWAN	93,883,165	0.00	108,308,926	0.00	108,308,926	0.00	108,308,926	0.00
TOTAL - PD	93,883,165	0.00	108,308,926	0.00	108,308,926	0.00	108,308,926	0.00
<b>TOTAL</b>	<b>93,883,165</b>	<b>0.00</b>	<b>108,308,926</b>	<b>0.00</b>	<b>108,308,926</b>	<b>0.00</b>	<b>108,308,926</b>	<b>0.00</b>
<b>GRAND TOTAL</b>	<b>\$93,883,165</b>	<b>0.00</b>	<b>\$108,308,926</b>	<b>0.00</b>	<b>\$108,308,926</b>	<b>0.00</b>	<b>\$108,308,926</b>	<b>0.00</b>



**CORE DECISION ITEM**

Department: Social Services  
 Division: MO HealthNet  
 Core: Pharmacy Federal Reimbursement Allowance (PFRA) Payments

Budget Unit: 90542C

**1. CORE FINANCIAL SUMMARY**

	FY 2015 Budget Request			
	GR	Federal	Other	Total
PS				
EE				
PSD			108,308,926	108,308,926
TRF				
<b>Total</b>			<b>108,308,926</b>	<b>108,308,926</b>

FTE 0.00

<i>Est. Fringe</i>	0	0	0	0
<i>Note: Fringes budgeted in House Bill 5 except for certain fringes budgeted directly to MoDOT, Highway Patrol, and Conservation.</i>				

Other Funds: Pharmacy Reimbursement Allowance Fund (0144)

	FY 2015 Governor's Recommendation			
	GR	Federal	Other	Total
PS				
EE				
PSD			108,308,926	108,308,926
TRF				
<b>Total</b>			<b>108,308,926</b>	<b>108,308,926</b>

FTE 0.00

<i>Est. Fringe</i>	0	0	0	0
<i>Note: Fringes budgeted in House Bill 5 except for certain fringes budgeted directly to MoDOT, Highway Patrol, and Conservation.</i>				

Other Funds: Pharmacy Reimbursement Allowance Fund (0144)

**2. CORE DESCRIPTION**

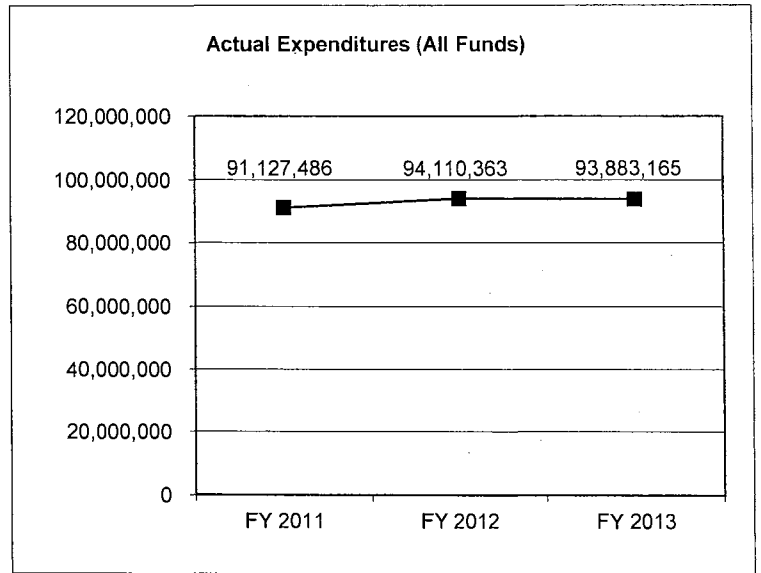
This core request is for ongoing funding for payments for pharmacy services for Title XIX participants. Funds from this core are used to provide enhanced dispensing fee payment rates using the Pharmacy Federal Reimbursement Allowance under the Title XIX of the Social Security Act as a General Revenue equivalent. Pharmacies are assessed a provider tax for the privilege of doing business in the state. The assessment is a general revenue equivalent, and when used to make valid Medicaid payments, earns federal dollars. These earnings fund this PFRA program appropriation and the Pharmacy appropriation.

**3. PROGRAM LISTING (list programs included in this core funding)**

Pharmacy Federal Reimbursement Allowance (PFRA) Program

**4. FINANCIAL HISTORY**

	<b>FY 2011 Actual</b>	<b>FY 2012 Actual</b>	<b>FY 2013 Actual</b>	<b>FY 2014 Current Yr.</b>
Appropriation (All Funds)	95,589,155	94,110,363	108,308,926	108,308,926
Less Reverted (All Funds)	0	0	0	N/A
Budget Authority (All Funds)	95,589,155	94,110,363	108,308,926	N/A
Actual Expenditures (All Funds)	91,127,486	94,110,363	93,883,165	N/A
Unexpended (All Funds)	4,461,669	0	14,425,761	N/A
Unexpended, by Fund:				
General Revenue	0	0	0	N/A
Federal	0	0	0	N/A
Other	4,461,669	0	14,425,761	N/A
	<b>(1)</b>	<b>(2)</b>	<b>(3)</b>	



**NOTES:**

- (1)** FY11 "E" increase of \$5,280,229 Pharmacy Reimbursement Allowance Fund.
- (2)** FY12 "E" increase of \$3,801,437 Pharmacy Reimbursement Allowance Fund.
- (3)** FY13 Appropriation increased due to estimated appropriation or "E" status being removed.

**CORE RECONCILIATION DETAIL**

STATE

PHARMACY FRA

**5. CORE RECONCILIATION DETAIL**

	Budget Class	FTE	GR	Federal	Other	Total	Explanation
<b>TAFP AFTER VETOES</b>							
	PD	0.00	0	0	108,308,926	108,308,926	
	<b>Total</b>	<b>0.00</b>	<b>0</b>	<b>0</b>	<b>108,308,926</b>	<b>108,308,926</b>	
<b>DEPARTMENT CORE REQUEST</b>							
	PD	0.00	0	0	108,308,926	108,308,926	
	<b>Total</b>	<b>0.00</b>	<b>0</b>	<b>0</b>	<b>108,308,926</b>	<b>108,308,926</b>	
<b>GOVERNOR'S RECOMMENDED CORE</b>							
	PD	0.00	0	0	108,308,926	108,308,926	
	<b>Total</b>	<b>0.00</b>	<b>0</b>	<b>0</b>	<b>108,308,926</b>	<b>108,308,926</b>	

**DECISION ITEM DETAIL**

Budget Unit	FY 2013	FY 2013	FY 2014	FY 2014	FY 2015	FY 2015	FY 2015	FY 2015
Decision Item	ACTUAL	ACTUAL	BUDGET	BUDGET	DEPT REQ	DEPT REQ	GOV REC	GOV REC
Budget Object Class	DOLLAR	FTE	DOLLAR	FTE	DOLLAR	FTE	DOLLAR	FTE
PHARMACY FRA								
CORE								
PROGRAM DISTRIBUTIONS	93,883,165	0.00	108,308,926	0.00	108,308,926	0.00	108,308,926	0.00
TOTAL - PD	93,883,165	0.00	108,308,926	0.00	108,308,926	0.00	108,308,926	0.00
GRAND TOTAL	\$93,883,165	0.00	\$108,308,926	0.00	\$108,308,926	0.00	\$108,308,926	0.00
GENERAL REVENUE	\$0	0.00	\$0	0.00	\$0	0.00	\$0	0.00
FEDERAL FUNDS	\$0	0.00	\$0	0.00	\$0	0.00	\$0	0.00
OTHER FUNDS	\$93,883,165	0.00	\$108,308,926	0.00	\$108,308,926	0.00	\$108,308,926	0.00

**PROGRAM DESCRIPTION**

**Department: Social Services**

**Program Name: Pharmacy Federal Reimbursement Allowance (PFRA) Payments**

**Program is found in the following core budget(s): Pharmacy Federal Reimbursement Allowance (PFRA)**

**1. What does this program do?**

Pharmacies are assessed a provider tax for the privilege of doing business in the state. The assessment is a general revenue equivalent, and when used to make valid Medicaid payments, earns federal dollars. These earnings fund the PFRA program. This program provides funding to pay enhanced dispensing fees to pharmacies using the Pharmacy Federal Reimbursement Allowance Fund as a General Revenue equivalent.

**2. What is the authorization for this program, i.e., federal or state statute, etc.? (Include the federal program number, if applicable.)**

State statute: RSMo. 338.500; Federal law: Social Security Act Section 1903(w); Federal Regulation: 42 CFR 433 Subpart B

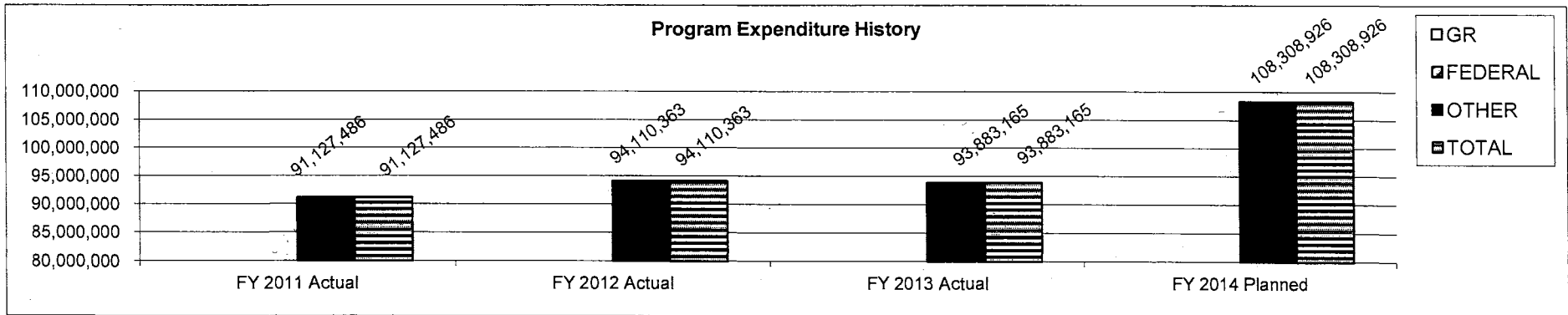
**3. Are there federal matching requirements? If yes, please explain.**

States can earn the federal medical assistance percentage (FMAP) on MO HealthNet program expenditures. The Social Security Act requires the Secretary of Health and Human Services to calculate and publish the actual FMAP each year. The FMAP is calculated using economic indicators from states and the nation as a whole. Generally, Missouri's FMAP for FY14 is a blended 61.865% federal match. The state matching requirement is 38.135%.

**4. Is this a federally mandated program? If yes, please explain.**

No.

**5. Provide actual expenditures for the prior three fiscal years and planned expenditures for the current fiscal year.**



**6. What are the sources of the "Other" funds?**

Pharmacy Federal Reimbursement Allowance (0144)

**7a. Provide an effectiveness measure.**

N/A

**7b. Provide an efficiency measure.**

Pharmacy FRA Tax Assessments Revenues Obtained to Draw Federal Dollars	
SFY	Assessments
2011	\$99.0 mil
2012	\$97.6 mil
2013	\$97.5 mil
2014	\$95.4 mil estimated
2015	\$95.4 mil estimated
2016	\$95.4 mil estimated

**7c. Provide the number of clients/individuals served, if applicable.**

N/A

**7d. Provide a customer satisfaction measure, if available.**

N/A

**GR Pharmacy FRA  
Transfer**

**DECISION ITEM SUMMARY**

Budget Unit	FY 2013	FY 2013	FY 2014	FY 2014	FY 2015	FY 2015	FY 2015	FY 2015
Decision Item	ACTUAL	ACTUAL	BUDGET	BUDGET	DEPT REQ	DEPT REQ	GOV REC	GOV REC
Budget Object Summary	DOLLAR	FTE	DOLLAR	FTE	DOLLAR	FTE	DOLLAR	FTE
Fund	DOLLAR	FTE	DOLLAR	FTE	DOLLAR	FTE	DOLLAR	FTE
GR PHARMACY FRA TRANSFER								
CORE								
FUND TRANSFERS								
GENERAL REVENUE	35,538,786	0.00	35,764,609	0.00	35,764,609	0.00	35,764,609	0.00
TOTAL - TRF	35,538,786	0.00	35,764,609	0.00	35,764,609	0.00	35,764,609	0.00
TOTAL	35,538,786	0.00	35,764,609	0.00	35,764,609	0.00	35,764,609	0.00
GRAND TOTAL	\$35,538,786	0.00	\$35,764,609	0.00	\$35,764,609	0.00	\$35,764,609	0.00



**CORE DECISION ITEM**

Department: Social Services  
 Division: MO HealthNet  
 Core: GR Pharmacy FRA Transfer

Budget Unit 90535C

**1. CORE FINANCIAL SUMMARY**

	FY 2015 Budget Request			
	GR	Federal	Other	Total
PS				
EE				
PSD				
TRF	35,764,609			35,764,609
<b>Total</b>	<b>35,764,609</b>	<b>0</b>	<b>0</b>	<b>35,764,609</b>
FTE	0.00	0.00	0.00	0.00

<b>Est. Fringe</b>	0	0	0	0
<i>Note: Fringes budgeted in House Bill 5 except for certain fringes budgeted directly to MoDOT, Highway Patrol, and Conservation.</i>				

Other Funds:

	FY 2015 Governor's Recommendation			
	GR	Federal	Other	Total
PS				
EE				
PSD				
TRF	35,764,609			35,764,609
<b>Total</b>	<b>35,764,609</b>	<b>0</b>	<b>0</b>	<b>35,764,609 E</b>
FTE	0.00	0.00	0.00	0.00

<b>Est. Fringe</b>	0	0	0	0
<i>Note: Fringes budgeted in House Bill 5 except for certain fringes budgeted directly to MoDOT, Highway Patrol, and Conservation.</i>				

Other Funds:

Note: An "E" is requested on this transfer appropriation.

**2. CORE DESCRIPTION**

Federal Medicaid regulation requires states to establish they have sufficient state dollars available in order to draw down federal dollars. This transfer is used for that purpose.

**3. PROGRAM LISTING (list programs included in this core funding)**

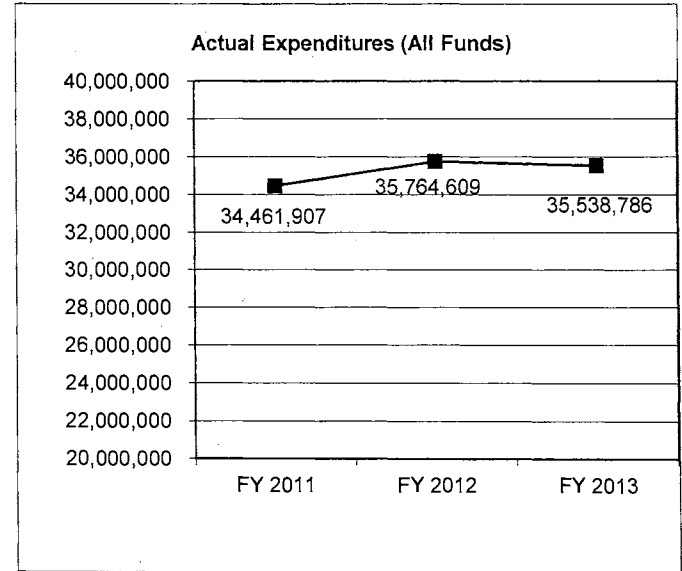
GR Pharmacy FRA -Transfer

**CORE DECISION ITEM**

Department: Social Services  
 Division: MO HealthNet  
 Core: GR Pharmacy FRA Transfer

**4. FINANCIAL HISTORY**

	FY 2011 Actual	FY 2012 Actual	FY 2013 Actual	FY 2014 Current Yr.
Appropriation (All Funds)	34,700,000	35,800,000	35,764,609	35,764,609
Less Reverted (All Funds)	0	0	0	N/A
Budget Authority (All Funds)	34,700,000	35,800,000	35,764,609	N/A
Actual Expenditures (All Funds)	34,461,907	35,764,609	35,538,786	N/A
Unexpended (All Funds)	238,093	35,391	225,823	N/A
Unexpended, by Fund:				
General Revenue	0	0	0	N/A
Federal	0	0	0	N/A
Other	238,093	35,391	225,823	N/A
	<b>(1)</b>	<b>(2)</b>	<b>(3)</b>	



Reverted includes Governor's standard 3 percent reserve (when applicable) and any extraordinary expenditure restrictions.

**NOTES:**

- (1) FY11 There was an "E" increase of \$4,700,000.
- (2) FY12 There was an "E" increase of \$5,800,000.
- (3) FY13 Supplemental increase of \$764,609.

**CORE RECONCILIATION DETAIL**

STATE

GR PHARMACY FRA TRANSFER

**5. CORE RECONCILIATION DETAIL**

	<b>Budget Class</b>	<b>FTE</b>	<b>GR</b>	<b>Federal</b>	<b>Other</b>	<b>Total</b>	<b>Explanation</b>
<b>TAFP AFTER VETOES</b>							
	TRF	0.00	35,764,609	0	0	35,764,609	
	<b>Total</b>	<b>0.00</b>	<b>35,764,609</b>	<b>0</b>	<b>0</b>	<b>35,764,609</b>	
<b>DEPARTMENT CORE REQUEST</b>							
	TRF	0.00	35,764,609	0	0	35,764,609	
	<b>Total</b>	<b>0.00</b>	<b>35,764,609</b>	<b>0</b>	<b>0</b>	<b>35,764,609</b>	
<b>GOVERNOR'S RECOMMENDED CORE</b>							
	TRF	0.00	35,764,609	0	0	35,764,609	
	<b>Total</b>	<b>0.00</b>	<b>35,764,609</b>	<b>0</b>	<b>0</b>	<b>35,764,609</b>	

**DECISION ITEM DETAIL**

Budget Unit	FY 2013	FY 2013	FY 2014	FY 2014	FY 2015	FY 2015	FY 2015	FY 2015
Decision Item	ACTUAL	ACTUAL	BUDGET	BUDGET	DEPT REQ	DEPT REQ	GOV REC	GOV REC
Budget Object Class	DOLLAR	FTE	DOLLAR	FTE	DOLLAR	FTE	DOLLAR	FTE
<b>GR PHARMACY FRA TRANSFER</b>								
<b>CORE</b>								
TRANSFERS OUT	35,538,786	0.00	35,764,609	0.00	35,764,609	0.00	35,764,609	0.00
TOTAL - TRF	35,538,786	0.00	35,764,609	0.00	35,764,609	0.00	35,764,609	0.00
<b>GRAND TOTAL</b>	<b>\$35,538,786</b>	<b>0.00</b>	<b>\$35,764,609</b>	<b>0.00</b>	<b>\$35,764,609</b>	<b>0.00</b>	<b>\$35,764,609</b>	<b>0.00</b>
GENERAL REVENUE	\$35,538,786	0.00	\$35,764,609	0.00	\$35,764,609	0.00	\$35,764,609	0.00
FEDERAL FUNDS	\$0	0.00	\$0	0.00	\$0	0.00	\$0	0.00
OTHER FUNDS	\$0	0.00	\$0	0.00	\$0	0.00	\$0	0.00

**PROGRAM DESCRIPTION**

Department: Social Services

Program Name: GR Pharmacy FRA Transfer

Program is found in the following core budget(s): GR Pharmacy FRA Transfer

**1. What does this program do?**

Federal Medicaid regulation requires states to establish they have sufficient state dollars available in order to draw down federal dollars. This transfer is used for that purpose.

**2. What is the authorization for this program, i.e., federal or state statute, etc.? (Include the federal program number, if applicable.)**

State statute: RSMo. 208.152, 208.153; Federal law: Social Security Act Sections 1905(a)(1) and (2)(d)(5)(h). Federal Regulations: 42 CFR 433.51 and 440.20.

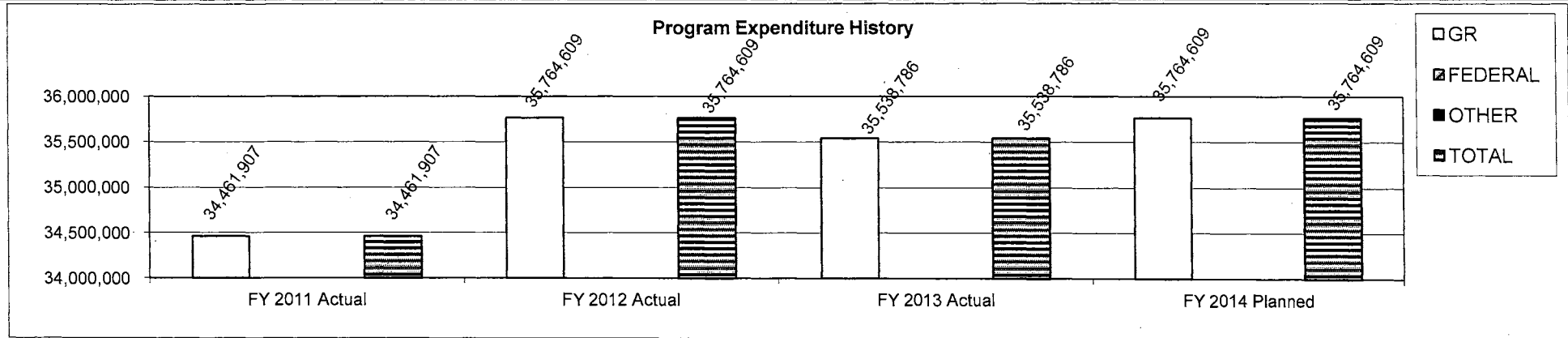
**3. Are there federal matching requirements? If yes, please explain.**

No.

**4. Is this a federally mandated program? If yes, please explain.**

No.

**5. Provide actual expenditures for the prior three fiscal years and planned expenditures for the current fiscal year.**



**6. What are the sources of the "Other " funds?**

N/A

**7a. Provide an effectiveness measure.**

These transfers allow the state to draw federal match for funds paid through the Pharmacy Federal Reimbursement Allowance program.

**7b. Provide an efficiency measure.**

These transfers allow the state to draw federal match for funds paid through the Pharmacy Federal Reimbursement Allowance program.

**7c. Provide the number of clients/individuals served, if applicable.**

These transfers allow the state to draw federal match for funds paid through the Pharmacy Federal Reimbursement Allowance program.

**7d. Provide a customer satisfaction measure, if available.**

These transfers allow the state to draw federal match for funds paid through the Pharmacy Federal Reimbursement Allowance program.



**DECISION ITEM SUMMARY**

Budget Unit									
Decision Item	FY 2013	FY 2013	FY 2014	FY 2014	FY 2015	FY 2015	FY 2015	FY 2015	FY 2015
Budget Object Summary	ACTUAL	ACTUAL	BUDGET	BUDGET	DEPT REQ	DEPT REQ	GOV REC	GOV REC	GOV REC
Fund	DOLLAR	FTE	DOLLAR	FTE	DOLLAR	FTE	DOLLAR	FTE	FTE
<b>PHARMACY FRA TRANSFER</b>									
<b>CORE</b>									
<b>FUND TRANSFERS</b>									
PHARMACY REIMBURSEMENT ALLOWAN	35,538,786	0.00	35,764,609	0.00	35,764,609	0.00	35,764,609	0.00	0.00
TOTAL - TRF	35,538,786	0.00	35,764,609	0.00	35,764,609	0.00	35,764,609	0.00	0.00
<b>TOTAL</b>	<b>35,538,786</b>	<b>0.00</b>	<b>35,764,609</b>	<b>0.00</b>	<b>35,764,609</b>	<b>0.00</b>	<b>35,764,609</b>	<b>0.00</b>	<b>0.00</b>
<b>GRAND TOTAL</b>	<b>\$35,538,786</b>	<b>0.00</b>	<b>\$35,764,609</b>	<b>0.00</b>	<b>\$35,764,609</b>	<b>0.00</b>	<b>\$35,764,609</b>	<b>0.00</b>	<b>0.00</b>

**CORE DECISION ITEM**

Department: Social Services  
 Division: MO HealthNet  
 Core: Pharmacy FRA Transfer

Budget Unit 90537C

**1. CORE FINANCIAL SUMMARY**

	FY 2015 Budget Request			
	GR	Federal	Other	Total
PS				
EE				
PSD				
TRF	0		35,764,609	35,764,609
<b>Total</b>	<b>0</b>	<b>0</b>	<b>35,764,609</b>	<b>35,764,609</b>
FTE	0.00	0.00	0.00	0.00

<b>Est. Fringe</b>	0	0	0	0
--------------------	---	---	---	---

*Note: Fringes budgeted in House Bill 5 except for certain fringes budgeted directly to MoDOT, Highway Patrol, and Conservation.*

Other Funds: Pharmacy Reimbursement Allowance (0144)

	FY 2015 Governor's Recommendation			
	GR	Federal	Other	Total
PS				
EE				
PSD				
TRF	0		35,764,609	35,764,609
<b>Total</b>	<b>0</b>	<b>0</b>	<b>35,764,609</b>	<b>35,764,609 E</b>
FTE	0.00	0.00	0.00	0.00

<b>Est. Fringe</b>	0	0	0	0
--------------------	---	---	---	---

*Note: Fringes budgeted in House Bill 5 except for certain fringes budgeted directly to MoDOT, Highway Patrol, and Conservation.*

Other Funds: Pharmacy Reimbursement Allowance (0144)

Note: An "E" is requested on this transfer appropriation.

**2. CORE DESCRIPTION**

Federal Medicaid regulation requires states to establish they have sufficient state dollars available in order to draw down federal dollars. This transfer is used for that purpose.

**3. PROGRAM LISTING (list programs included in this core funding)**

Pharmacy FRA -Transfer

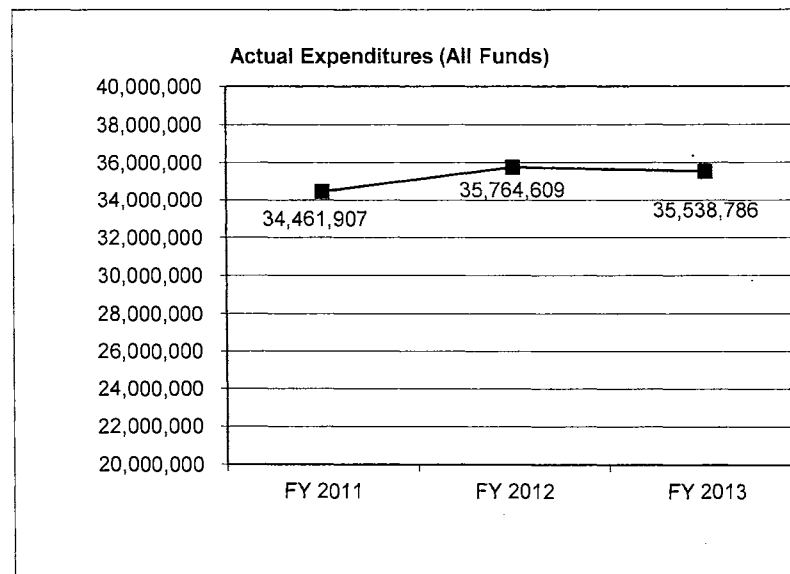


**CORE DECISION ITEM**

Department: Social Services  
 Division: MO HealthNet  
 Core: Pharmacy FRA Transfer

**4. FINANCIAL HISTORY**

	FY 2011 Actual	FY 2012 Actual	FY 2013 Actual	FY 2014 Current Yr.
Appropriation (All Funds)	34,700,000	35,800,000	35,764,609	35,764,609
Less Reverted (All Funds)	0	0	0	N/A
Budget Authority (All Funds)	34,700,000	35,800,000	35,764,609	N/A
Actual Expenditures (All Funds)	34,461,907	35,764,609	35,538,786	N/A
Unexpended (All Funds)	238,093	35,391	225,823	N/A
Unexpended, by Fund:				
General Revenue	0	0	0	N/A
Federal	0	0	0	N/A
Other	238,093	35,391	225,823	N/A
	(1)	(2)	(2)	(3)



Reverted includes Governor's standard 3 percent reserve (when applicable) and any extraordinary expenditure restrictions.

**NOTES:**

- (1) FY11 There was an "E" increase of \$4,700,000.
- (2) FY12 There was an "E" increase of \$5,800,000.
- (3) FY13 Supplemental increase of \$764,609.

**CORE RECONCILIATION DETAIL**

STATE

PHARMACY FRA TRANSFER

**5. CORE RECONCILIATION DETAIL**

	<b>Budget Class</b>	<b>FTE</b>	<b>GR</b>	<b>Federal</b>	<b>Other</b>	<b>Total</b>	<b>Explanation</b>
<b>TAFP AFTER VETOES</b>							
	TRF	0.00	0	0	35,764,609	35,764,609	
	<b>Total</b>	<b>0.00</b>	<b>0</b>	<b>0</b>	<b>35,764,609</b>	<b>35,764,609</b>	
<b>DEPARTMENT CORE REQUEST</b>							
	TRF	0.00	0	0	35,764,609	35,764,609	
	<b>Total</b>	<b>0.00</b>	<b>0</b>	<b>0</b>	<b>35,764,609</b>	<b>35,764,609</b>	
<b>GOVERNOR'S RECOMMENDED CORE</b>							
	TRF	0.00	0	0	35,764,609	35,764,609	
	<b>Total</b>	<b>0.00</b>	<b>0</b>	<b>0</b>	<b>35,764,609</b>	<b>35,764,609</b>	

**DECISION ITEM DETAIL**

Budget Unit	FY 2013	FY 2013	FY 2014	FY 2014	FY 2015	FY 2015	FY 2015	FY 2015
Decision Item	ACTUAL	ACTUAL	BUDGET	BUDGET	DEPT REQ	DEPT REQ	GOV REC	GOV REC
Budget Object Class	DOLLAR	FTE	DOLLAR	FTE	DOLLAR	FTE	DOLLAR	FTE
<b>PHARMACY FRA TRANSFER</b>								
<b>CORE</b>								
TRANSFERS OUT	35,538,786	0.00	35,764,609	0.00	35,764,609	0.00	35,764,609	0.00
TOTAL - TRF	35,538,786	0.00	35,764,609	0.00	35,764,609	0.00	35,764,609	0.00
<b>GRAND TOTAL</b>	<b>\$35,538,786</b>	<b>0.00</b>	<b>\$35,764,609</b>	<b>0.00</b>	<b>\$35,764,609</b>	<b>0.00</b>	<b>\$35,764,609</b>	<b>0.00</b>
GENERAL REVENUE	\$0	0.00	\$0	0.00	\$0	0.00	\$0	0.00
FEDERAL FUNDS	\$0	0.00	\$0	0.00	\$0	0.00	\$0	0.00
OTHER FUNDS	\$35,538,786	0.00	\$35,764,609	0.00	\$35,764,609	0.00	\$35,764,609	0.00

## PROGRAM DESCRIPTION

Department: Social Services

Program Name: Pharmacy FRA Transfer

Program is found in the following core budget(s): Pharmacy FRA Transfer

**1. What does this program do?**

Federal Medicaid regulation requires states to establish they have sufficient state dollars available in order to draw down federal dollars. This transfer is used for that purpose.

**2. What is the authorization for this program, i.e., federal or state statute, etc.? (Include the federal program number, if applicable.)**

State statute: RSMo. 208.152, 208.153; Federal law: Social Security Act Sections 1905(a)(1) and (2)(d)(5)(h). Federal Regulations: 42 CFR 433.51 and 440.20.

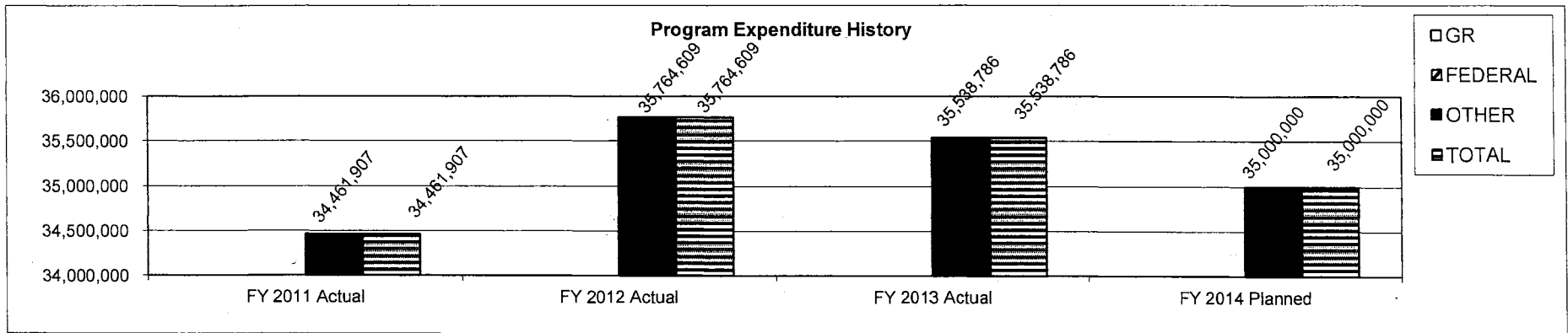
**3. Are there federal matching requirements? If yes, please explain.**

No.

**4. Is this a federally mandated program? If yes, please explain.**

No.

**5. Provide actual expenditures for the prior three fiscal years and planned expenditures for the current fiscal year.**



**6. What are the sources of the "Other" funds?**

Pharmacy Reimbursement Allowan (0144)

**7a. Provide an effectiveness measure.**

These transfers allow the state to draw federal match for funds paid through the Pharmacy Federal Reimbursement Allowance program.

**7b. Provide an efficiency measure.**

These transfers allow the state to draw federal match for funds paid through the Pharmacy Federal Reimbursement Allowance program.

**7c. Provide the number of clients/individuals served, if applicable.**

These transfers allow the state to draw federal match for funds paid through the Pharmacy Federal Reimbursement Allowance program.

**7d. Provide a customer satisfaction measure, if available.**

These transfers allow the state to draw federal match for funds paid through the Pharmacy Federal Reimbursement Allowance program.



**DECISION ITEM SUMMARY**

Budget Unit									
Decision Item	FY 2013	FY 2013	FY 2014	FY 2014	FY 2015	FY 2015	FY 2015	FY 2015	FY 2015
Budget Object Summary	ACTUAL	ACTUAL	BUDGET	BUDGET	DEPT REQ	DEPT REQ	GOV REC	GOV REC	GOV REC
Fund	DOLLAR	FTE	DOLLAR	FTE	DOLLAR	FTE	DOLLAR	FTE	DOLLAR
<b>PHYSICIAN RELATED PROF</b>									
<b>CORE</b>									
<b>EXPENSE &amp; EQUIPMENT</b>									
GENERAL REVENUE	1,720,958	0.00	2,700,000	0.00	2,700,000	0.00	2,700,000	0.00	2,700,000
TITLE XIX-FEDERAL AND OTHER	2,041,317	0.00	2,800,000	0.00	2,800,000	0.00	2,800,000	0.00	2,800,000
HEALTH INITIATIVES	132,500	0.00	0	0.00	0	0.00	0	0.00	0
TOTAL - EE	3,894,775	0.00	5,500,000	0.00	5,500,000	0.00	5,500,000	0.00	5,500,000
<b>PROGRAM-SPECIFIC</b>									
GENERAL REVENUE	201,995,502	0.00	209,403,482	0.00	209,403,482	0.00	203,967,721	0.00	203,967,721
TITLE XIX-FEDERAL AND OTHER	392,039,954	0.00	448,675,392	0.00	448,675,392	0.00	448,675,392	0.00	448,675,392
THIRD PARTY LIABILITY COLLECT	1,906,107	0.00	0	0.00	0	0.00	0	0.00	0
PHARMACY REIMBURSEMENT ALLOWAN	10,000	0.00	10,000	0.00	10,000	0.00	10,000	0.00	10,000
HEALTH INITIATIVES	1,251,769	0.00	1,427,081	0.00	1,427,081	0.00	1,427,081	0.00	1,427,081
HEALTHY FAMILIES TRUST	6,041,034	0.00	6,041,034	0.00	6,041,034	0.00	6,041,034	0.00	6,041,034
TOTAL - PD	603,244,366	0.00	665,556,989	0.00	665,556,989	0.00	660,121,228	0.00	660,121,228
<b>TOTAL</b>	<b>607,139,141</b>	<b>0.00</b>	<b>671,056,989</b>	<b>0.00</b>	<b>671,056,989</b>	<b>0.00</b>	<b>665,621,228</b>	<b>0.00</b>	<b>665,621,228</b>
<b>MHD Cost to Continue - 1886008</b>									
<b>PROGRAM-SPECIFIC</b>									
GENERAL REVENUE	0	0.00	0	0.00	4,896,953	0.00	0	0.00	0
TOTAL - PD	0	0.00	0	0.00	4,896,953	0.00	0	0.00	0
<b>TOTAL</b>	<b>0</b>	<b>0.00</b>	<b>0</b>	<b>0.00</b>	<b>4,896,953</b>	<b>0.00</b>	<b>0</b>	<b>0.00</b>	<b>0</b>
<b>FMAP Adjustment - 1886018</b>									
<b>PROGRAM-SPECIFIC</b>									
TITLE XIX-FEDERAL AND OTHER	0	0.00	0	0.00	0	0.00	10,932,699	0.00	10,932,699
TOTAL - PD	0	0.00	0	0.00	0	0.00	10,932,699	0.00	10,932,699
<b>TOTAL</b>	<b>0</b>	<b>0.00</b>	<b>0</b>	<b>0.00</b>	<b>0</b>	<b>0.00</b>	<b>10,932,699</b>	<b>0.00</b>	<b>10,932,699</b>
<b>Medicaid expansion - 1886019</b>									
<b>PROGRAM-SPECIFIC</b>									
GENERAL REVENUE	0	0.00	0	0.00	0	0.00	(9,710,926)	0.00	(9,710,926)

1/21/14 18:58

im\_disummary

**DECISION ITEM SUMMARY**

<b>Budget Unit</b>								
<b>Decision Item</b>	<b>FY 2013</b>	<b>FY 2013</b>	<b>FY 2014</b>	<b>FY 2014</b>	<b>FY 2015</b>	<b>FY 2015</b>	<b>FY 2015</b>	<b>FY 2015</b>
<b>Budget Object Summary</b>	<b>ACTUAL</b>	<b>ACTUAL</b>	<b>BUDGET</b>	<b>BUDGET</b>	<b>DEPT REQ</b>	<b>DEPT REQ</b>	<b>GOV REC</b>	<b>GOV REC</b>
<b>Fund</b>	<b>DOLLAR</b>	<b>FTE</b>	<b>DOLLAR</b>	<b>FTE</b>	<b>DOLLAR</b>	<b>FTE</b>	<b>DOLLAR</b>	<b>FTE</b>
<b>PHYSICIAN RELATED PROF</b>								
<b>Medicaid expansion - 1886019</b>								
PROGRAM-SPECIFIC								
TITLE XIX-FEDERAL AND OTHER	0	0.00	0	0.00	0	0.00	(1,291,789)	0.00
TOTAL - PD	0	0.00	0	0.00	0	0.00	(11,002,715)	0.00
<b>TOTAL</b>	<b>0</b>	<b>0.00</b>	<b>0</b>	<b>0.00</b>	<b>0</b>	<b>0.00</b>	<b>(11,002,715)</b>	<b>0.00</b>
<b>GRAND TOTAL</b>	<b>\$607,139,141</b>	<b>0.00</b>	<b>\$671,056,989</b>	<b>0.00</b>	<b>\$675,953,942</b>	<b>0.00</b>	<b>\$665,551,212</b>	<b>0.00</b>

**CORE DECISION ITEM**

Department: Social Services  
 Division: MO HealthNet  
 Core: Physician Related

Budget Unit: 90544C

**1. CORE FINANCIAL SUMMARY**

	FY 2015 Budget Request			
	GR	Federal	Other	Total
PS				
EE	2,700,000	2,800,000		5,500,000
PSD	209,403,482	448,675,392	7,478,115	665,556,989
TRF				
<b>Total</b>	<b>212,103,482</b>	<b>451,475,392</b>	<b>7,478,115</b>	<b>671,056,989</b>

	FY 2015 Governor's Recommendation			
	GR	Federal	Other	Total
PS				
EE	2,700,000	2,800,000		5,500,000
PSD	203,967,721	448,675,392	7,478,115	660,121,228
TRF				
<b>Total</b>	<b>206,667,721</b>	<b>451,475,392</b>	<b>7,478,115</b>	<b>665,621,228</b>

FTE 0.00

FTE 0.00

<b>Est. Fringe</b>	0	0	0	0
--------------------	---	---	---	---

*Note: Fringes budgeted in House Bill 5 except for certain fringes budgeted directly to MoDOT, Highway Patrol, and Conservation.*

<b>Est. Fringe</b>	0	0	0	0
--------------------	---	---	---	---

*Note: Fringes budgeted in House Bill 5 except for certain fringes budgeted directly to MoDOT, Highway Patrol, and Conservation.*

Other Funds: Third Party Liability Collections Fund (TPL) (0120)  
 Health Initiatives Fund (HIF) (0275)  
 Healthy Families Trust Fund (0625)  
 Pharmacy Reimbursement Allowance Fund (0144)

Other Funds: Health Initiatives Fund (HIF) (0275)  
 Healthy Families Trust Fund (0625)  
 Pharmacy Reimbursement Allowance Fund (0144)

**2. CORE DESCRIPTION**

This core request is for the ongoing funding for professional services provided to MO HealthNet participants by physicians, nurse practitioners, clinics, lab and x-ray facilities, nurse midwives, podiatrists, certified registered nurse anesthetists, anesthesiologist assistants, independent diagnostic testing facilities, rural health clinics, federally qualified health centers, psychologists, professional counselors, and licensed clinical social workers.

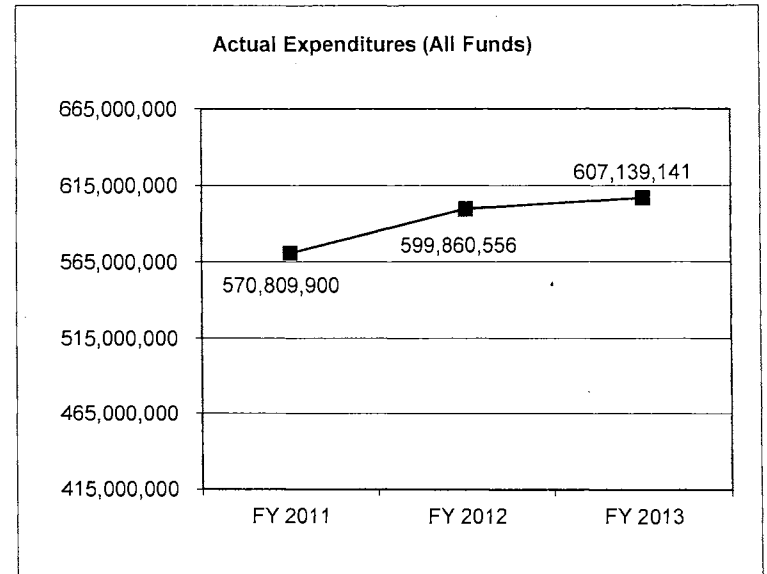
**3. PROGRAM LISTING (list programs included in this core funding)**

Physician Related



**4. FINANCIAL HISTORY**

	<b>FY 2011 Actual</b>	<b>FY 2012 Actual</b>	<b>FY 2013 Actual</b>	<b>FY 2014 Current Yr</b>
Appropriation (All Funds)	594,571,350	605,830,842	618,122,109	671,056,989
Less Reverted (All Funds)	(37,426)	(2,431,013)	(42,812)	N/A
Budget Authority (All Funds)	594,533,924	603,399,829	618,079,297	N/A
Actual Expenditures (All Funds)	570,809,900	599,860,556	607,139,141	N/A
Unexpended (All Funds)	23,724,024	3,539,273	10,940,156	N/A
Unexpended, by Fund:				
General Revenue	11,754,106	243	0	N/A
Federal	11,660,933	3,539,030	10,940,156	N/A
Other	308,984	0	0	N/A
		<b>(1)</b>	<b>(2)</b>	



Reverted includes Governor's standard 3 percent reserve (when applicable) and any extraordinary expenditure restrictions.

**NOTES:**

**(1)** FY12 Expenditures of \$7,209,766 were paid from the Supplemental Pool.

**(2)** FY13 Expenditures of \$5,997,867 were paid from Managed Care and \$13,000 were paid from the Supplemental Pool.

#### 4. FINANCIAL HISTORY

Cost Per Eligible - Per Member Per Month (PMPM)					
	Physician PMPM	Acute Care PMPM	Total PMPM	Physician Percentage of Acute	Physician Percentage of Total
PTD	\$149.82	\$980.77	\$1,753.82	15.28%	8.54%
Seniors	\$49.58	\$330.70	\$1,396.91	14.99%	3.55%
Custodial Parents	\$42.50	\$444.84	\$462.86	9.55%	9.18%
Children*	\$17.27	\$255.89	\$282.16	6.75%	6.12%
Pregnant Women	\$135.36	\$559.30	\$569.72	24.20%	23.76%

Source: Table 23 Medical Statistics for Fiscal Year 2013, Paid Claims Data. Includes EPSDT services.  
\* CHIP eligibles not included

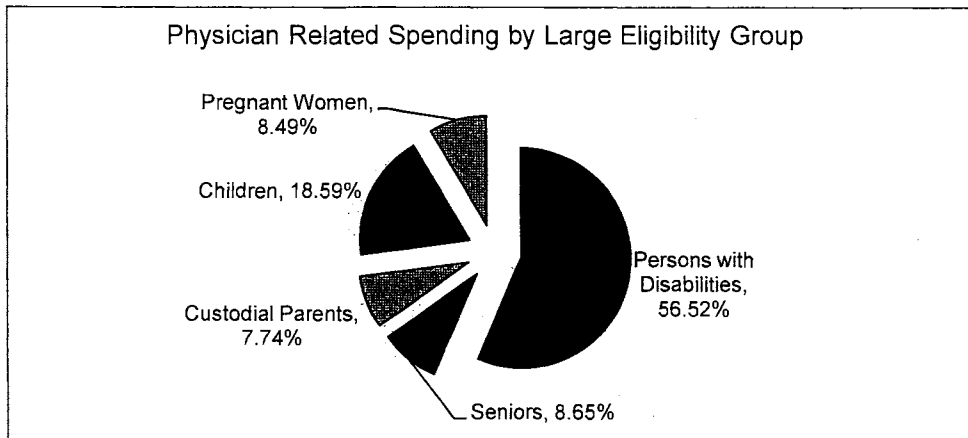
The Cost per Eligible - Per Member Per Month (PMPM) table provides the total PMPM for each large eligibility group. Health care entities use per member per month calculations as a benchmark to monitor, assess, and manage health care costs. The PMPM metric provides MO HealthNet (MHD) management with a high level aggregate spending metric.

PMPM is calculated by dividing costs by the number of eligibles enrolled. Since caseload growth is accounted for when determining PMPM, the PMPM provides management with a better tool than just comparing overall increases in spending.

PMPM by eligibility group and type of service serves as a baseline for management to determine if cost control interventions are working as intended. Monitoring PMPM amounts allow tracking by a population so that a shift in services is reflected in one metric.

The PMPM table reflects the PMPM amounts for physician related services, acute care, and total. The acute care PMPM is made up of payments for the following services: inpatient; physician/lab/x-ray; outpatient/clinic; pharmacy; managed care payments; Medicare co-pay/deductibles; dental; and other acute services administered by MHD. It does **not** include nursing facilities, in-home services, mental health services and state institutions. By comparing the physician PMPM to the acute care PMPM, MHD management can monitor the progress of interventions controlled by MHD management.

The Spending by Large Eligibility Group (left) shows the percentage of spending by each eligibility group for physician related services. It provides a snapshot of what eligibility groups are receiving physician related services, as well as the populations impacted by program changes.



Source: Table 23 Medical Statistics for Fiscal Year 2013, Paid Claims Data.

**CORE RECONCILIATION DETAIL**

STATE

PHYSICIAN RELATED PROF

**5. CORE RECONCILIATION DETAIL**

	Budget Class	FTE	GR	Federal	Other	Total	Explanation
<b>TAFP AFTER VETOES</b>							
	EE	0.00	2,700,000	2,800,000	0	5,500,000	
	PD	0.00	209,403,482	448,675,392	7,478,115	665,556,989	
	<b>Total</b>	<b>0.00</b>	<b>212,103,482</b>	<b>451,475,392</b>	<b>7,478,115</b>	<b>671,056,989</b>	
<b>DEPARTMENT CORE REQUEST</b>							
	EE	0.00	2,700,000	2,800,000	0	5,500,000	
	PD	0.00	209,403,482	448,675,392	7,478,115	665,556,989	
	<b>Total</b>	<b>0.00</b>	<b>212,103,482</b>	<b>451,475,392</b>	<b>7,478,115</b>	<b>671,056,989</b>	
<b>GOVERNOR'S ADDITIONAL CORE ADJUSTMENTS</b>							
Core Reallocation	1976 8196	PD	0.00	(5,435,761)	0	0	(5,435,761)
<b>NET GOVERNOR CHANGES</b>			<b>0.00</b>	<b>(5,435,761)</b>	<b>0</b>	<b>0</b>	<b>(5,435,761)</b>
<b>GOVERNOR'S RECOMMENDED CORE</b>							
	EE	0.00	2,700,000	2,800,000	0	5,500,000	
	PD	0.00	203,967,721	448,675,392	7,478,115	660,121,228	
	<b>Total</b>	<b>0.00</b>	<b>206,667,721</b>	<b>451,475,392</b>	<b>7,478,115</b>	<b>665,621,228</b>	

**DECISION ITEM DETAIL**

Budget Unit	FY 2013	FY 2013	FY 2014	FY 2014	FY 2015	FY 2015	FY 2015	FY 2015
Decision Item	ACTUAL	ACTUAL	BUDGET	BUDGET	DEPT REQ	DEPT REQ	GOV REC	GOV REC
Budget Object Class	DOLLAR	FTE	DOLLAR	FTE	DOLLAR	FTE	DOLLAR	FTE
<b>PHYSICIAN RELATED PROF</b>								
<b>CORE</b>								
PROFESSIONAL SERVICES	2,466,627	0.00	3,900,002	0.00	3,900,002	0.00	3,900,002	0.00
MISCELLANEOUS EXPENSES	1,428,148	0.00	1,599,998	0.00	1,599,998	0.00	1,599,998	0.00
<b>TOTAL - EE</b>	<b>3,894,775</b>	<b>0.00</b>	<b>5,500,000</b>	<b>0.00</b>	<b>5,500,000</b>	<b>0.00</b>	<b>5,500,000</b>	<b>0.00</b>
PROGRAM DISTRIBUTIONS	603,244,366	0.00	665,556,989	0.00	665,556,989	0.00	660,121,228	0.00
<b>TOTAL - PD</b>	<b>603,244,366</b>	<b>0.00</b>	<b>665,556,989</b>	<b>0.00</b>	<b>665,556,989</b>	<b>0.00</b>	<b>660,121,228</b>	<b>0.00</b>
<b>GRAND TOTAL</b>	<b>\$607,139,141</b>	<b>0.00</b>	<b>\$671,056,989</b>	<b>0.00</b>	<b>\$671,056,989</b>	<b>0.00</b>	<b>\$665,621,228</b>	<b>0.00</b>
GENERAL REVENUE	\$203,716,460	0.00	\$212,103,482	0.00	\$212,103,482	0.00	\$206,667,721	0.00
FEDERAL FUNDS	\$394,081,271	0.00	\$451,475,392	0.00	\$451,475,392	0.00	\$451,475,392	0.00
OTHER FUNDS	\$9,341,410	0.00	\$7,478,115	0.00	\$7,478,115	0.00	\$7,478,115	0.00

## PROGRAM DESCRIPTION

**Department: Social Services**

**Program Name: Physician Related**

**Program is found in the following core budget(s): Physician Related**

---

### 1. What does this program do?

---

This program provides payment for professional services provided to MO HealthNet participants by physicians, clinics, lab & x-ray facilities, nurse midwives, podiatrists, certified registered nurse anesthetists, anesthesiologist assistants, independent diagnostic testing facilities, rural health clinics, nurse practitioners, federally qualified health centers, psychologists, professional counselors, and licensed clinical social workers.

A general description of each of the MO HealthNet provider groups in the Physician Related Program is as follows:

Physician - Proper health care is essential to the general health and well-being of MO HealthNet participants. Physicians, including medical doctors and doctors of osteopathy, are typically the front line providers where MO HealthNet participants enter the state's health care system. They provide a myriad of health care services and tie the various parts of the health care system together.

Physician services are diagnostic, therapeutic, rehabilitative or palliative procedures provided by, and under the supervision of, a licensed physician who is practicing within the scope of practice allowed and is enrolled in the MO HealthNet program.

Physicians enrolled in the MO HealthNet program are identified by the specialty of medicine they practice. Specialties include: allergy immunology; anesthesiology; dermatology; emergency medicine; family practice; general practice; general surgery; internal medicine; laryngology; nuclear medicine; neurological surgery; obstetrics/gynecology; ophthalmology; otology; otolaryngology; orthopedic surgery; pathology; pediatrics; physical medicine and rehabilitation; plastic surgery; preventive medicine; proctology; psychiatry; neurology; radiation therapy; radiology; rectal and colon surgery; rehabilitative medicine; rhinology; thoracic surgery; urology; and cardiology.

The services of a physician may be administered in a myriad of settings including the physician's office, the participant's home (or other place of residence such as a nursing facility), the hospital (inpatient/outpatient) or settings such as a medical clinic or ambulatory surgical care facility.

Services rendered by a physician, including appropriate supplies, are billable by the physician only where there is direct personal supervision by the physician. This applies to services rendered by auxiliary personnel employed by the physician and working under his/her on-site supervision such as nurses, non-physician anesthetists, physician assistants, technicians, therapists and other aides.

The majority of services provided by a physician are reimbursed on a fee schedule basis although a few services are reimbursed on a manual basis, whereby each procedure or claim is priced individually by a medical consultant based on the unique circumstances of the case. Certain procedures, such as organ transplants, are available only on a prior approval basis.

Periodic Screening Diagnosis Treatment /Healthy Children and Youth (EPSDT/HCY) program provides services to MO HealthNet participants who are infants, children, and youth under the age of 21 years with a primary and preventive care focus. Full, partial and interperiodic health screenings, medical and dental examinations, immunizations and medically necessary treatment services are covered. The goal of the MO HealthNet program is for each child to be healthy. This is achieved by the primary care provider who manages a coordinated, comprehensive, continuous health care program to address the child's primary health care needs. The program provides early and periodic medical or dental screening, diagnosis, and treatment to correct or improve defects and chronic conditions found during the screening.

Section 1202 of the Affordable Care Act (ACA) requires payments for primary care services furnished by a physician with a primary specialty of family medicine, general internal medicine, or pediatric medicine be paid at parity with Medicare beginning January 1, 2013. Section 1202 defines covered services as those Evaluation and Management (E&M) codes and immunization services that are covered by Medicare. In addition, the section provides 100% federal funding for the incremental cost of meeting this requirement. The incremental cost is calculated based on the Medicaid rate as of July 1, 2009. The requirement sunsets effective January 1, 2015.

Clinic - Clinics offer preventive, diagnostic, therapeutic, rehabilitative or palliative services that are furnished by a facility that is not part of a hospital but is organized and operated to provide medical care to outpatients. Services furnished to outpatients include those furnished at the clinic by, or under the direction of, a physician and those services furnished outside the clinic by clinic personnel under the direction of a physician.

MO HealthNet reimbursement is made solely to the clinic. All health care professionals are employed by the clinic. Each provider of health care services through the clinic, in addition to being employed by the participating clinic, must be a MO HealthNet provider. Health care providers at a clinic can include physicians, nurse practitioners, radiologists and other health professionals whose services are offered at the clinic.

Lab & X-Ray - Laboratory and x-ray facilities provide examination and radiology services under the Physician program. Laboratories perform examinations of body fluids, tissues or organs by the use of various methods employing specialized equipment such as electron microscopes and radio-immunoassay. A clinical laboratory is a laboratory where microbiological, serological, chemical, hematological, radio bioassay, cytological, immunohematological or pathological examinations are performed on material derived from the human body to provide information for the diagnosis, prevention or treatment of a disease or assessment of a medical condition. Operations of a laboratory are generally directed by a pathologist.

X-ray facilities offer radiological services in which x-rays or rays from radioactive substances are used for diagnostic or therapeutic purposes. Such services include, but are not limited to, radium therapy; the use of radioisotopes for diagnostic or therapeutic purposes for example, in nuclear medicine; diagnostic tests such as aortograms, pyelograms, myelograms, arteriograms and ventriculograms; imaging services; x-rays; and diagnostic ultra-sounds. These operations are generally directed by a radiologist.

Both laboratories and x-ray clinics are reimbursed on a fee schedule basis. Certain x-ray services are subject to prior approval.

Nurse Midwife - Nurse Midwife services are those services related to the management and provision of care to a pregnant woman and her unborn/newborn infant by a certified nurse midwife. These services may be provided throughout the maternity cycle which includes pregnancy, labor and delivery and the initial postpartum period not to exceed six weeks. Covered services include antepartum care, delivery, post-partum care, newborn care, office visits, laboratory services and other services within the scope of practice of a nurse midwife. If there is any indication the maternity care is not for a normal uncomplicated delivery, the nurse midwife must refer the case to a physician.

Nurse midwives may also provide care outside of the maternity cycle such as family planning, counseling, birth control techniques and well-woman gynecological care including routine pap smears and breast examinations (Section 13605, OBRA 93). Nurse midwife services may also include services to the newborn, age 0 through 2 months and any other MO HealthNet eligible female, age 15 and over.

Services furnished by a nurse midwife must be within the scope of practice authorized by federal and state laws or regulations and, in the case of inpatient or outpatient hospital services or clinic services, furnished by or under the direction of a nurse midwife only to the extent permitted by the facility.

In order to qualify for participation in the MO HealthNet Nurse Midwife program, in addition to provisions required of all MO HealthNet providers, the applicant must hold a valid current license as an advanced practice nurse (RN) in the state of Missouri and be currently certified as a nurse midwife by the American College of Nurse Midwives.

The services of a nurse midwife may be administered in a variety of settings including the provider's office, a hospital (inpatient or outpatient), the home of the participant (delivery and newborn care only) or a birthing center. Reimbursement for nurse midwife services is made on a fee-for-service basis and must be reasonable and consistent with efficiency, economy and quality of care as determined by MO HealthNet. MO HealthNet payment is the lower of the provider's actual billed charge, based on his/her usual and customary charge to the general public for the service, or the MO HealthNet maximum allowable amount per unit of service. The level of reimbursement to the nurse midwife is the same as that reimbursed to a physician for the same procedure.

Podiatry - Podiatrists provide medical, surgical and mechanical services for the foot or any area not above the ankle joint and receive MO HealthNet reimbursement for diagnostic, therapeutic, rehabilitative and palliative services which are within the scope of practice the podiatrist is authorized to perform. Most services provided by a podiatrist are reimbursed on a fee schedule basis although a few services are reimbursed on a manual basis, whereby each procedure or claim is priced individually by a medical consultant based on the unique circumstances of the case.

The following podiatry services are not covered for adults (except individuals under a category of assistance for pregnant women or the blind or nursing facility residents): trimming of nondystrophic nails; debridement of one to five nails by any method; debridement of six or more nails by any method; partial or complete excision of the nail and nail matrix; and strapping of the ankle and/or foot.

The services of a podiatrist may be administered in the podiatrist's office, the participant's home (or other place of residence such as a nursing facility), a hospital (inpatient/outpatient), a medical clinic or ambulatory surgical care facility.

Certified Registered Nurse Anesthetist (CRNA) - CRNA services are those services related to the introduction and management of a substance into the body by external or internal means that causes loss of sensation with or without loss of consciousness. In order to qualify for participation in the MO HealthNet Certified Registered Nurse Anesthetist program, in addition to provisions required of all MO HealthNet providers, the applicant must hold a valid current license as an advanced practice nurse (RN) or nurse practitioner in the state of Missouri and be currently certified as a CRNA by the Council on Certification of Nurse Anesthetists.

Reimbursement for CRNA services are made on a fee-for-service basis. The services of a CRNA may be administered in the provider's office, a hospital, nursing home or clinic and include the same scope of practice as that of an anesthesiologist. CRNAs are often employed by physicians (anesthesiologists), but are not required to be employed by a physician.

Anesthesiologist Assistants (AA) - An AA is a person who works under the supervision of a licensed anesthesiologist and provides anesthesia services and related care. An AA shall practice only under the direct supervision of an anesthesiologist who is physically present or immediately available. A supervising anesthesiologist shall be allowed to supervise up to four AAs concurrently, consistent with 42 CFR 415.110. The name and mailing address of the supervising anesthesiologist must be submitted by an AA. An AA must be licensed by the Missouri Board of Healing Arts as set forth in 20 CSR 2150-9 and submit a copy to the MO HealthNet Division. An AA must practice within their scope of practice referenced in Section 334.402, RSMo. Reimbursement for AA services is made on a fee-for-service basis. An AA and a Certified Registered Nurse Anesthetist (CRNA) are not allowed to bill for the same anesthesia service.

Independent Diagnostic Testing Facility (IDTF) - These providers are independent of a hospital or a physician's office and offer medically necessary diagnostic tests. The IDTF may be a fixed location or a mobile entity. An IDTF must have one or more supervising physicians who are responsible for the direct and ongoing oversight of the quality of the testing performed, the proper operation and calibration of the equipment used to perform tests, and the qualification of non-physician personnel who use the equipment.

Rural Health Clinic (RHC) - The Rural Health Clinic Services Act of 1977 designated Rural Health Clinics as health care providers. The Act became effective for MO HealthNet reimbursement on July 1, 1978. The Rural Health Clinic Services Act of 1977 extended benefits to cover health care services to under-served rural areas where access to traditional physician care had been difficult. In those areas, specifically trained practitioners furnish the health care services needed by the community.

Rural Health Clinics must be located in a rural area that is designated a shortage area for primary care. To be eligible for this designation, a clinic must be located in an area not identified as "urbanized" by the Bureau of the Census and designated as a shortage or under-served area by one of the following definitions:

- An area with a shortage of personal health services under Section 30(b)(3) or 330(b)(3) of the Public Health Service Act (PHS);
- A Health Professional Shortage Area (HPSA) designated under Section 332(a)(1)(A) of the PHS Act;
- An area which includes a population group designated as having a health professional shortage under Section 332(a)(1)(B) of the PHS Act; or
- An area designated by the chief executive officer (Governor) of the State and certified by the Secretary of Health and Human Services as an area with a shortage of personal health services.

In addition to the above criteria, RHCs must meet the additional staffing and health and safety requirements set forth by the Rural Health Clinic Services Act. To be a MO HealthNet RHC, a clinic must be certified by the Public Health Service, be certified for participation in Medicare, and be enrolled as a MO HealthNet provider. The RHC is then designated as either an independent or a provider-based RHC.

In order to be designated a provider-based RHC, the RHC must be an integral and subordinate part of a hospital, skilled nursing facility or home health agency. The provider-based RHC must also be under common licensure, governance and professional supervision with its parent provider. Hospital-based RHCs are reimbursed the lower of 100% of their usual and customary charges or their cost-to-charge ratio. The RHCs that are based in skilled nursing facilities and home health agencies are reimbursed their usual and customary charges multiplied by the lower of the Medicare RHC rate or the rate approved by the MO HealthNet Division.

An independent RHC has no financial, organizational or administrative connection to a hospital, skilled nursing facility or home health agency. They are reimbursed a fee that is calculated either by dividing the lesser of their reasonable costs by their total number of encounters, or by multiplying the Medicare upper-payment limit by the number of MO HealthNet encounters. An annual audit of the Medicare cost report is reviewed by the Institutional Reimbursement Unit (IRU) within the MO HealthNet Division.

Nurse Practitioner - A nurse practitioner, or advanced practice nurse, is one who has had education beyond the basic nursing education and is certified by a nationally recognized professional organization as having a nursing specialty, or who meets criteria for advanced practice nurses established by the Missouri Board of Nursing. The Board of Nursing may promulgate rules specifying which professional nursing organization certifications are to be recognized as advanced practice nurses and may set standards for education, training and experience required for those without such specialty certification to become advanced practice nurses.

Numerous nurse practitioner specialties are recognized such as family, gerontology, clinical, obstetrics/GYN, neonatal, mental health, and certified registered nurse anesthetists. Reimbursement for nurse practitioner services are made on a fee-for-service basis. The level of reimbursement to the nurse practitioner is the same as that reimbursed to a physician for the same procedure. Nurse practitioners, or advanced practical nurses may prescribe medications only through a collaborative agreement with a physician.



Nurse practitioner services involve the performance for compensation of any act which requires substantial specialized education, judgment, and skill based on knowledge and application of principles derived from the biological, physical, social and nursing sciences, including: a) responsibility for the teaching of health care and the prevention of illness to the patient and his/her family; b) assessment, nursing diagnosis, nursing care, and counsel of persons who are ill, injured or experiencing alterations in normal health processes; c) administration of medications and treatments as prescribed by a person licensed in this state to prescribe such medications and treatments; and d) coordination and assistance in the delivery of a plan of health care with all members of the health team.

The services of a nurse practitioner may be administered in a variety of settings including the provider's office, a hospital, nursing home or clinic. Nurse practitioners are generally employed by physicians, but are not required to be employed by physicians.

Federally Qualified Health Clinic (FQHC) - The FQHC program was established by the Omnibus Budget Reconciliation Acts of 1989 (OBRA 89) and 1990 (OBRA 90). These laws designated certain community-based health care organizations as unique health care providers called Federally Qualified Health Centers. These laws establish a set of FQHC health care services that MO HealthNet and Medicare must cover for those beneficiaries who receive services from the FQHC and require the reimbursement of reasonable cost to the FQHC for such services.

By passing the FQHC legislation, Congress recognized the following two goals of the FQHC program:

- To provide adequate reimbursement to community-based primary health care organizations (FQHCs) so that they, in turn, may better serve a large number of MO HealthNet participants and/or provide more services, thus improving access to primary care.
- To enable FQHCs to use other resources previously subsidizing MO HealthNet to serve uninsured individuals who, although not eligible for MO HealthNet, have a difficult time obtaining primary care because of economic or geographic barriers.

In order to qualify for FQHC status, a facility must receive or be eligible for a grant under Section 329, 330 or 340 of the Public Health Service Act, meet the requirements for receiving such a grant, or have been a Federally Funded Health Center as of January 1, 1990.

FQHC services are initially reimbursed at 97% of the billed MO HealthNet FQHC covered charges. An annual audit of the MO HealthNet cost report is performed by the Institutional Reimbursement Unit (IRU) to determine reasonable costs. A settlement is made to adjust the reimbursement to 100% of the reasonable costs to provide MO HealthNet FQHC covered services.

Health Homes - Section 2703 of the ACA gives MO HealthNet the option to pay providers to coordinate care through a "Health Home" for individuals with chronic conditions. A health home is a "designated provider" or a health team that provides health home services to an individual with a chronic condition. A "designated provider" can be a physician, clinical practice or clinical group practice, rural clinic, community health center, home health agency, or any other entity or provider that is determined by MO HealthNet and approved by the Secretary of Health and Human Services to be a qualified health home. A team of health care professionals acting as a health home may include physicians and other professionals such as a nurse care coordinator, nutritionist or social worker. Health homes may be freestanding, virtual, or based at a hospital or other facility. Health home services include comprehensive care management, care coordination and health promotion, comprehensive transitional care from inpatient to other settings, patient and family support, and referral to community and social support services. Health homes are required to use "health information technology" to link services. Individuals who are eligible for health home services must have at least two chronic conditions or one chronic condition and the risk of having a second.

Payment is made for start-up costs and lost productivity due to collaboration demands on staff not covered by other streams of payment. In addition, clinical care management per member per month (PMPM) payments will be made for the reimbursement of the cost of staff primarily responsible for delivery of services not covered by other reimbursement (Primary Care Nurses) whose duties are not otherwise reimbursable by MO HealthNet. Also, payment is made to Practices for the value of the reduction in total health care PMPM cost, including the payments mentioned above, for the Practice Site's attributed MO HealthNet patients, relative to prior year experience.

Psychologists, Professional Counselors, and Licensed Clinical Social Workers - Medically necessary mental health services are available to MO HealthNet eligible children under the age of 21. Those services can be provided by psychologists, professional counselors and licensed clinical social workers. An adult may receive mental health services from a psychologist, but may only receive them from a licensed clinical social worker if they are a member of a FQHC or RHC. Licensed Professional Counselors may not provide services to adults in any setting.

Psychologists and provisionally licensed psychologists provide testing and assessment, individual, family and group therapy and crisis intervention services to children and adults.

Licensed Clinical Social Workers, provisionally Licensed Clinical Social Workers, Licensed Professional Counselors, and provisionally Licensed Professional Counselors provide assessment, individual, family and group therapy and crisis intervention services to children. Licensed Clinical Social Workers and provisionally Licensed Clinical Social Workers may also provide these services to adults in the FQHC or RHC setting.

A copayment, a portion of the providers' charges paid by the participant, is required on many physician services. Some participants or services are exempt from copay, including participants under age 19, those residing in a skilled nursing home, an intermediate care nursing home, a residential care home, an adult boarding home or a psychiatric hospital, participants who have both Medicare and Medicaid if Medicare covers the service and provides payment, participants who receive a transfer inpatient hospital admission, emergency services provided in an outpatient clinic or emergency room after the sudden onset of a medical condition if the absence of treatment could be expected to result in placing the patient's health in serious jeopardy, serious impairment to bodily functions or serious dysfunction of any bodily organ or part, certain therapy services, except when provided as an inpatient hospital service, services provided to pregnant women, blind recipients, managed care enrollees and foster care recipients, services identified as medically necessary through an Early Periodic Screening, Diagnostic and Treatment (EPSDT) screen, mental health services provided by community mental health facilities operated by the Department of Mental Health, family planning services, hospice services and some personal care services. The copayment for clinic visits is \$0.50, the copayment for Physician and Nurse Practitioners is \$1.00, and the copayment for FQHCs and RHCs is \$2.00. The copayment for podiatry is based on the lesser of the provider's usual charge for the service or the Maximum Allowable Amount. For podiatry services, the copayment is \$0.50 for charges of \$10.00 or less, \$1.00 for \$10.01 to \$25.00, \$2.00 for \$25.01 to \$50.00, and \$3.00 for charges of \$50.01 or more.

---

**2. What is the authorization for this program, i.e., federal or state statute, etc.? (Include the federal program number, if applicable.)**

---

State statute: RSMo. 208.153, 208.166; Federal law: Social Security Act Sections 1905(a)(2), (3), (5), (6), (9), (17), (21); 1905(r) and 1915(d); Federal regulations: 42 CFR 440.210, 440.500, 412.113(c) and 441 Subpart B.

---

**3. Are there federal matching requirements? If yes, please explain.**

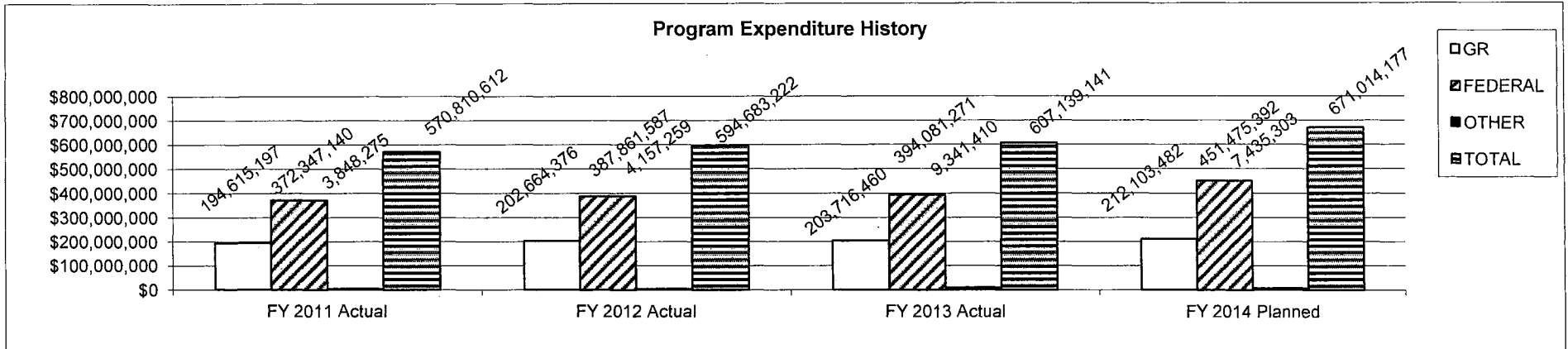
---

States can earn the federal medical assistance percentage (FMAP) on MO HealthNet program expenditures. The Social Security Act requires the Secretary of Health and Human Services to calculate and publish the actual FMAP each year. The FMAP is calculated using economic indicators from states and the nation as a whole. Generally, Missouri's FMAP for FY14 is a blended 61.865% federal match. The state matching requirement is 38.135%.

**4. Is this a federally mandated program? If yes, please explain.**

Yes, if the state elects to have a Medicaid program. (Some services are optional: podiatry; clinics; nurse practitioners; CRNA and certified nurse anesthetist.)

**5. Provide actual expenditures for the prior three fiscal years and planned expenditures for the current fiscal year.**



FY 2012 actual expenditures do not reflect \$7,209,766 paid from supplemental pool.

FY 2014 planned is net of reverted. Reverted: \$42,812 Other.

**6. What are the sources of the "Other" funds?**

Third Party Liability Collections Fund (0120), Pharmacy Reimbursement Allowance Fund (0144), Health Initiatives Fund (0275) and Healthy Families Trust Fund (0625).

**7a. Provide an effectiveness measure.**

Maintain or increase the ratio of participants who receive EPSDT screenings.

The Healthy Children and Youth (HCY) Program in Missouri is a comprehensive, primary and preventive health care program for MO HealthNet eligible children and youth under the age of 21 years. The program is also known as Early Periodic Screening, Diagnosis and Treatment (EPSDT). The HCY Program provides early and periodic medical/dental screenings, diagnosis and treatment to correct or ameliorate defects and chronic conditions found during the screening.

EPSDT Participant Ratio			
*Federal Fiscal Year	Participants who should have received a screening	Participants who received at least one screening	Participant Ratio
2011	421,057	314,553	75%
2012	429,478	320,844	75%
2013	417,583	307,185	74%
**2014	417,583	307,185	74%
**2015	417,583	307,185	74%
**2016	417,583	307,185	74%

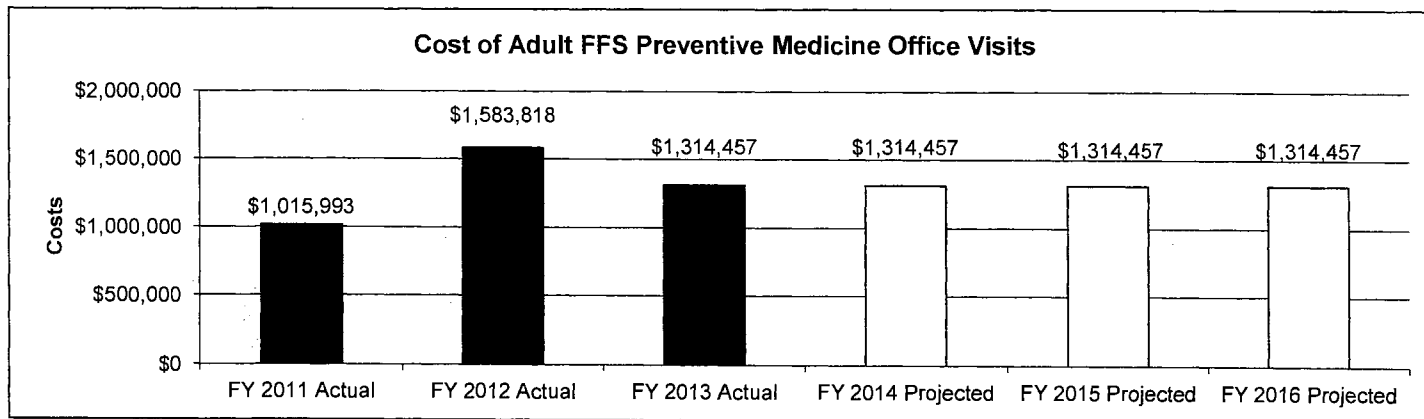
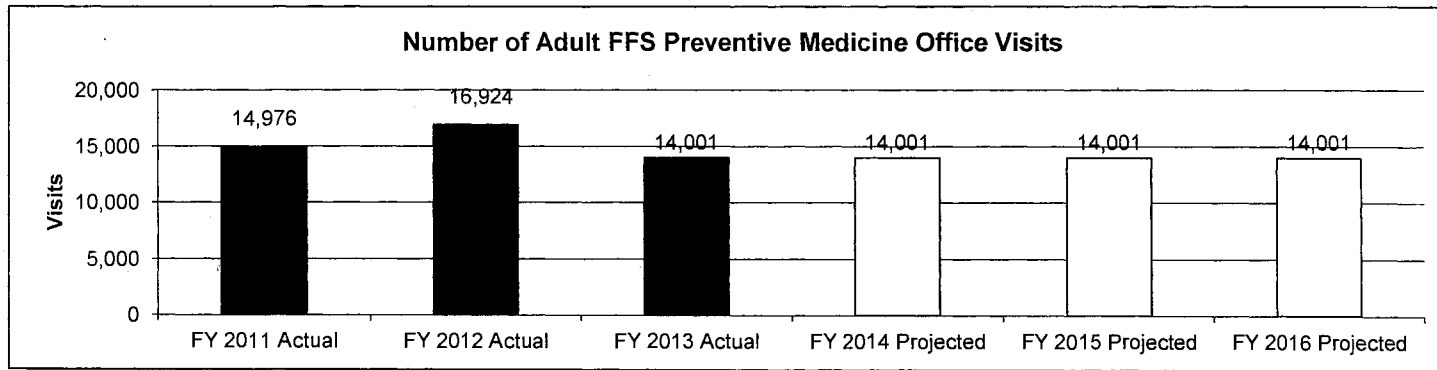
\*Based on federal fiscal year in which report was submitted to CMS.

\*\*Projected

**7b. Provide an efficiency measure.**

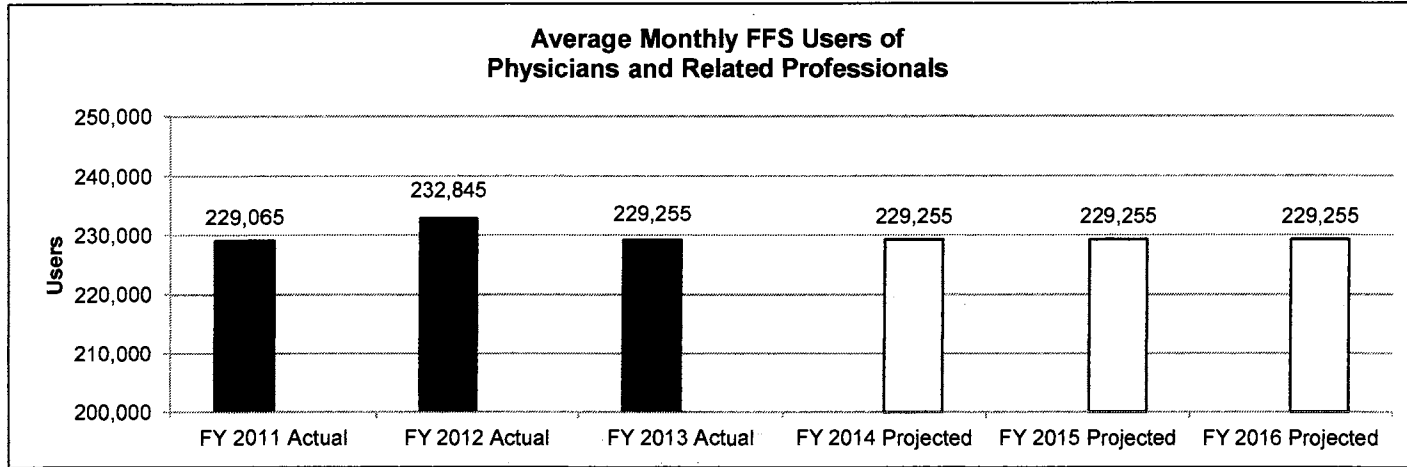
Increase the number of adult preventive office visits. In state fiscal year 2013, the number of fee-for-service (FFS) adult preventive office visits decreased from the number in state fiscal year 2012.

MO HealthNet pays for one "preventive" examination/physical. Preventive visits are important for routine evaluation and management of adults for the maintenance of good health and a reduction in risk factors that could lead to more expensive health care costs.



**7c. Provide the number of clients/individuals served, if applicable.**

Proper health care is essential to the general health and well-being of MO HealthNet participants. Physician related services are typically the front line where MO HealthNet participants enter the state's health care system. Services are provided by physicians, psychologists, nurse practitioners, podiatrists, clinics, and x-ray and lab facilities.



**7d. Provide a customer satisfaction measure, if available.**

N/A

Dental

Dental

**DECISION ITEM SUMMARY**

Budget Unit	FY 2013	FY 2013	FY 2014	FY 2014	FY 2015	FY 2015	FY 2015	FY 2015
Decision Item	ACTUAL	ACTUAL	BUDGET	BUDGET	DEPT REQ	DEPT REQ	GOV REC	GOV REC
Budget Object Summary	DOLLAR	FTE	DOLLAR	FTE	DOLLAR	FTE	DOLLAR	FTE
Fund	DOLLAR	FTE	DOLLAR	FTE	DOLLAR	FTE	DOLLAR	FTE
<b>DENTAL</b>								
<b>CORE</b>								
EXPENSE & EQUIPMENT								
GENERAL REVENUE	402,522	0.00	0	0.00	0	0.00	0	0.00
TOTAL - EE	402,522	0.00	0	0.00	0	0.00	0	0.00
PROGRAM-SPECIFIC								
GENERAL REVENUE	6,381,450	0.00	5,906,020	0.00	5,906,020	0.00	5,795,396	0.00
TITLE XIX-FEDERAL AND OTHER	8,714,752	0.00	11,152,731	0.00	11,152,731	0.00	11,152,731	0.00
HEALTH INITIATIVES	69,027	0.00	71,162	0.00	71,162	0.00	71,162	0.00
HEALTHY FAMILIES TRUST	848,773	0.00	848,773	0.00	848,773	0.00	848,773	0.00
TOTAL - PD	16,014,002	0.00	17,978,686	0.00	17,978,686	0.00	17,868,062	0.00
<b>TOTAL</b>	<b>16,416,524</b>	<b>0.00</b>	<b>17,978,686</b>	<b>0.00</b>	<b>17,978,686</b>	<b>0.00</b>	<b>17,868,062</b>	<b>0.00</b>
<b>FMAP Adjustment - 1886018</b>								
PROGRAM-SPECIFIC								
TITLE XIX-FEDERAL AND OTHER	0	0.00	0	0.00	0	0.00	198,449	0.00
TOTAL - PD	0	0.00	0	0.00	0	0.00	198,449	0.00
<b>TOTAL</b>	<b>0</b>	<b>0.00</b>	<b>0</b>	<b>0.00</b>	<b>0</b>	<b>0.00</b>	<b>198,449</b>	<b>0.00</b>
<b>Medicaid expansion - 1886019</b>								
PROGRAM-SPECIFIC								
GENERAL REVENUE	0	0.00	0	0.00	0	0.00	(199,476)	0.00
TOTAL - PD	0	0.00	0	0.00	0	0.00	(199,476)	0.00
<b>TOTAL</b>	<b>0</b>	<b>0.00</b>	<b>0</b>	<b>0.00</b>	<b>0</b>	<b>0.00</b>	<b>(199,476)</b>	<b>0.00</b>
<b>GRAND TOTAL</b>	<b>\$16,416,524</b>	<b>0.00</b>	<b>\$17,978,686</b>	<b>0.00</b>	<b>\$17,978,686</b>	<b>0.00</b>	<b>\$17,867,035</b>	<b>0.00</b>

**CORE DECISION ITEM**

Department: Social Services  
 Division: MO HealthNet  
 Core: Dental

Budget Unit: 90546C

**1. CORE FINANCIAL SUMMARY**

	FY 2015 Budget Request			
	GR	Federal	Other	Total
PS				
EE				
PSD	5,906,020	11,152,731	919,935	17,978,686
TRF				
<b>Total</b>	<b>5,906,020</b>	<b>11,152,731</b>	<b>919,935</b>	<b>17,978,686</b>
FTE				0.00

	FY 2015 Governor's Recommendation			
	GR	Federal	Other	Total
PS				
EE				
PSD	5,795,396	11,152,731	919,935	17,868,062
TRF				
<b>Total</b>	<b>5,795,396</b>	<b>11,152,731</b>	<b>919,935</b>	<b>17,868,062</b>
FTE				0.00

<b>Est. Fringe</b>	0	0	0	0
--------------------	---	---	---	---

*Note: Fringes budgeted in House Bill 5 except for certain fringes budgeted directly to MoDOT, Highway Patrol, and Conservation.*

<b>Est. Fringe</b>	0	0	0	0
--------------------	---	---	---	---

*Note: Fringes budgeted in House Bill 5 except for certain fringes budgeted directly to MoDOT, Highway Patrol, and Conservation.*

Other Funds: Health Initiatives Fund (HIF) (0275)  
 Healthy Families Trust Fund (0625)

Other Funds: Health Initiatives Fund (HIF) (0275)  
 Healthy Families Trust Fund (0625)

**2. CORE DESCRIPTION**

This core request is for the continued funding of the dental fee-for-service program. Funding provides dental services for children, pregnant women, the blind, and nursing facility residents.

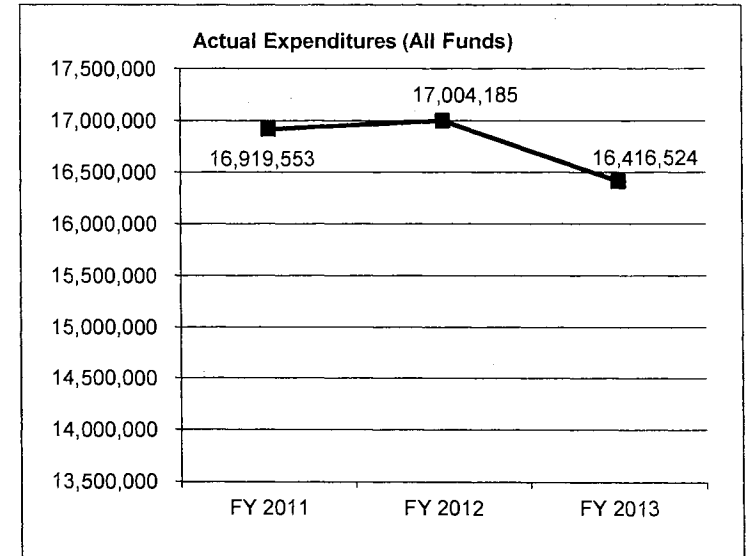
**3. PROGRAM LISTING (list programs included in this core funding)**

Dental Services



#### 4. FINANCIAL HISTORY

	FY 2011 Actual	FY 2012 Actual	FY 2013 Actual	FY 2014 Current Yr.
Appropriation (All Funds)	19,914,360	20,313,841	20,313,841	17,978,686
Less Reverted (All Funds)	(2,135)	(2,135)	(2,135)	N/A
Budget Authority (All Funds)	14,606,278	20,311,706	20,311,706	N/A
Actual Expenditures (All Funds)	16,919,553	17,004,185	16,416,524	N/A
Unexpended (All Funds)	0	3,307,521	3,895,182	N/A
Unexpended, by Fund:				
General Revenue	1,076,985	1,123,637	0	N/A
Federal	1,900,879	2,098,532	3,895,182	N/A
Other	14,808	85,352	0	N/A



Reverted includes Governor's standard 3 percent reserve (when applicable) and any extraordinary withholdings.

**NOTES:**

#### 4. FINANCIAL HISTORY

Cost Per Eligible - Per Member Per Month (PMPM)					
	Dental PMPM*	Acute Care PMPM	Total PMPM	Dental Percentage of Acute	Dental Percentage of Total
PTD	\$1.78	\$980.77	\$1,753.82	0.18%	0.10%
Seniors	\$1.23	\$330.70	\$1,396.91	0.37%	0.09%
Custodial Parents	\$0.19	\$444.84	\$462.86	0.04%	0.04%
Children*	\$1.52	\$255.89	\$282.16	0.59%	0.54%
Pregnant Women	\$3.03	\$559.30	\$569.72	0.54%	0.53%

Source: Table 23 Medical Statistics for Fiscal Year 2013 (Paid Claims Data)  
\* CHIP eligibles not included

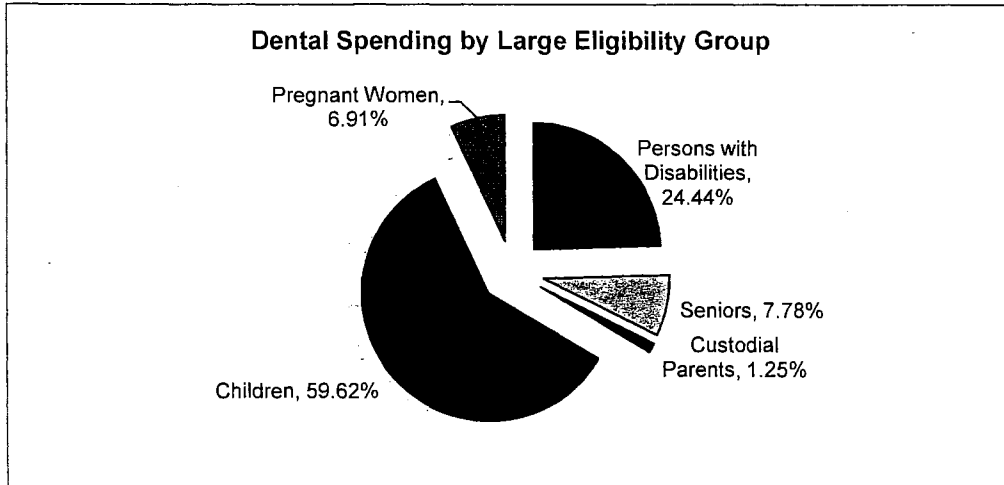
The Cost per Eligible - Per Member Per Month (PMPM) table provides the total PMPM for each large eligibility group. Health care entities use per member per month calculations as a benchmark to monitor, assess, and manage health care costs. The PMPM metric provides MHD management with a high level aggregate spending metric.

PMPM is calculated by dividing costs by the number of eligibles enrolled. Since caseload growth is accounted for when determining PMPM, the PMPM provides management with a better tool than just comparing overall increases in spending.

PMPM by eligibility group and type of service serves as a baseline for management to determine if cost control interventions are working as intended. Monitoring PMPM amounts allow tracking by a population so that a shift in services is reflected in one metric.

The PMPM table reflects the PMPM amounts for dental care, acute care, and total. The acute care PMPM is made up of payments for the following services: inpatient, physician/lab/x-ray, outpatient/clinic, drugs, managed care payments, Medicare co-pay/deductibles, dental and other acute services administered by MHD. It does **not** include nursing facilities, in-home services, mental health services and state institutions. By comparing the dental PMPM to the acute care PMPM, MHD management can monitor the progress of interventions controlled by MHD management.

The Spending by Large Eligibility Group (left) shows the percentage of spending by each eligibility group for dental services. It provides a snapshot of what eligibility groups are receiving the services, as well as the populations impacted by program changes.



Source: Table 23 Medical Statistics for Fiscal Year 2013 (Paid Claims Data)

**CORE RECONCILIATION DETAIL**

STATE  
DENTAL

**5. CORE RECONCILIATION DETAIL**

	Budget Class	FTE	GR	Federal	Other	Total	Explanation
<b>TAFP AFTER VETOES</b>							
	PD	0.00	5,906,020	11,152,731	919,935	17,978,686	
	<b>Total</b>	<b>0.00</b>	<b>5,906,020</b>	<b>11,152,731</b>	<b>919,935</b>	<b>17,978,686</b>	
<b>DEPARTMENT CORE REQUEST</b>							
	PD	0.00	5,906,020	11,152,731	919,935	17,978,686	
	<b>Total</b>	<b>0.00</b>	<b>5,906,020</b>	<b>11,152,731</b>	<b>919,935</b>	<b>17,978,686</b>	
<b>GOVERNOR'S ADDITIONAL CORE ADJUSTMENTS</b>							
Core Reallocation	1978 8198 PD	0.00	(110,624)	0	0	(110,624)	
	<b>NET GOVERNOR CHANGES</b>	<b>0.00</b>	<b>(110,624)</b>	<b>0</b>	<b>0</b>	<b>(110,624)</b>	
<b>GOVERNOR'S RECOMMENDED CORE</b>							
	PD	0.00	5,795,396	11,152,731	919,935	17,868,062	
	<b>Total</b>	<b>0.00</b>	<b>5,795,396</b>	<b>11,152,731</b>	<b>919,935</b>	<b>17,868,062</b>	

**DECISION ITEM DETAIL**

Budget Unit	FY 2013	FY 2013	FY 2014	FY 2014	FY 2015	FY 2015	FY 2015	FY 2015
Decision Item	ACTUAL	ACTUAL	BUDGET	BUDGET	DEPT REQ	DEPT REQ	GOV REC	GOV REC
Budget Object Class	DOLLAR	FTE	DOLLAR	FTE	DOLLAR	FTE	DOLLAR	FTE
<b>DENTAL</b>								
<b>CORE</b>								
PROFESSIONAL SERVICES	402,522	0.00	0	0.00	0	0.00	0	0.00
TOTAL - EE	402,522	0.00	0	0.00	0	0.00	0	0.00
PROGRAM DISTRIBUTIONS	16,014,002	0.00	17,978,686	0.00	17,978,686	0.00	17,868,062	0.00
TOTAL - PD	16,014,002	0.00	17,978,686	0.00	17,978,686	0.00	17,868,062	0.00
<b>GRAND TOTAL</b>	<b>\$16,416,524</b>	<b>0.00</b>	<b>\$17,978,686</b>	<b>0.00</b>	<b>\$17,978,686</b>	<b>0.00</b>	<b>\$17,868,062</b>	<b>0.00</b>
GENERAL REVENUE	\$6,783,972	0.00	\$5,906,020	0.00	\$5,906,020	0.00	\$5,795,396	0.00
FEDERAL FUNDS	\$8,714,752	0.00	\$11,152,731	0.00	\$11,152,731	0.00	\$11,152,731	0.00
OTHER FUNDS	\$917,800	0.00	\$919,935	0.00	\$919,935	0.00	\$919,935	0.00

## PROGRAM DESCRIPTION

**Department: Social Services**

**Program Name: Dental**

**Program is found in the following core budget(s): Dental**

### 1. What does this program do?

Dental services are typically those diagnostic, preventive and corrective procedures provided by a licensed dentist or dental hygienist performing within his/her scope of practice. The dentist must be enrolled in the MO HealthNet program. Generally, dental services include: treatment of the teeth and associated structure of the oral cavity; preparation, fitting and repair of dentures and associated appliances; and treatment of disease, injury or impairments that affect the general oral health of a participant.

To participate in the MO HealthNet program, a dentist must be licensed by the Missouri Dental Board and have a signed Title XIX Participation Agreement. The services of a dentist may be administered in a variety of settings including the provider's office, a hospital, nursing home or clinic. The fees paid to the provider are based on maximum allowable amounts identified on a fee schedule. Prior authorization is required for certain services, such as: orthodontic treatment; composite resin crowns; metallic and porcelain/ceramic inlay restorations; high noble metal crowns; etc.

Since September 1, 2005, MO HealthNet only covers dental services for adults (age 21 and over) (except individuals under a category of assistance for pregnant women or the blind or nursing facility residents) if the dental care is related to trauma of the mouth, jaw, teeth or other contiguous sites as a result of injury or for the treatment of a medical condition without which the health of the individual would be adversely affected. Treatment for a medical condition requires a written referral from the participant's physician stating that the absence of dental treatment would adversely affect a stated pre-existing medical condition. Dental services for children ages 20 and under and individuals under a category of assistance for pregnant women, the blind or nursing facility residents remain unchanged.

Covered services under the dental program include, but are not limited to, the following: examinations; prophylaxis; fluoride treatments; extractions; anesthesia; crowns; injections; oral surgery; periodontal treatment (in limited cases); pulp treatment; restoration; root canal therapy and x-rays. Orthodontic services, the field of dentistry associated with the correction of abnormally positioned or misaligned teeth, are available only to those eligibles age 20 and under for the most severe malocclusions. Dentures (full or partial), denture adjustments or repairs, and denture duplication or relines are covered only for participants under a category of assistance for pregnant women, the blind, nursing facility residents or children 20 and under.

Senate Bill 577 (94th General Assembly) allowed for coverage of medically necessary dental services for adults if funds were appropriated; however no funding has been appropriated for these services.

A copayment, a portion of the providers' charges paid by the participant, is required on many dental services. Participants under age 19, hospice participants, participants who reside in nursing facilities, residential care facilities, psychiatric hospitals or adult boarding homes, and participants age 18-21 in foster care are exempt from copayments. The copayment, in accordance with title 42 Code of Federal Regulations part 447.54, is based on the lesser of the provider's usual charge for the service or the Maximum Allowable Amount. The copayment is \$.50 for charges of \$10.00 or less, \$1.00 for \$10.01 to \$25.00, \$2.00 for \$25.01 to \$50.00 and \$3.00 for charges of \$50.01 or more. Reimbursement for services to individuals not subject to the copayment is determined by adding together the maximum allowable amount plus one-half the participant cost share amount listed for the procedure. This formula represents the minimum amount allowed for the procedure code. Reimbursement is made at the lower of the providers billed amount or the maximum allowed less any third-party liability (TPL) amounts.

**2. What is the authorization for this program, i.e., federal or state statute, etc.? (Include the federal program number, if applicable.)**

State Statute: RSMo. 208.152, 208.166; Federal law: Social Security Act Section 1905(a)(10); Federal regulation: 42 CFR 440.100

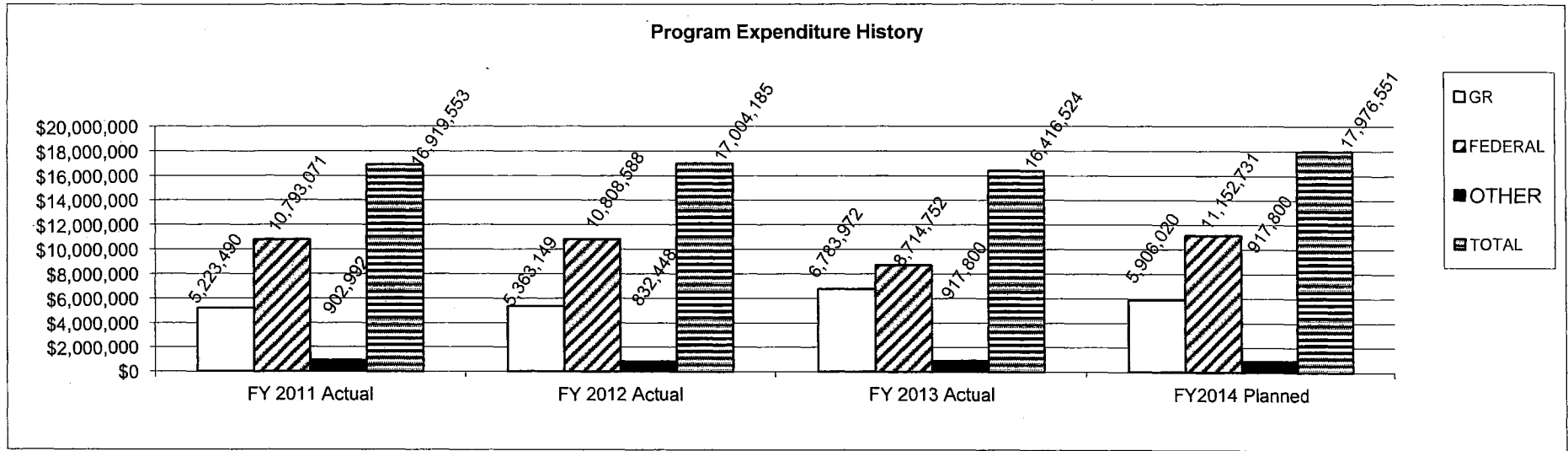
**3. Are there federal matching requirements? If yes, please explain.**

States can earn the federal medical assistance percentage (FMAP) on MO HealthNet program expenditures. The Social Security Act requires the Secretary of Health and Human Services to calculate and publish the actual FMAP each year. The FMAP is calculated using economic indicators from states and the nation as a whole. Generally, Missouri's FMAP for FY14 is a blended 61.865% federal match. The state matching requirement is 38.135%.

**4. Is this a federally mandated program? If yes, please explain.**

Yes for children. No for adults.

**5. Provide actual expenditures for the prior three fiscal years and planned expenditures for the current fiscal year.**



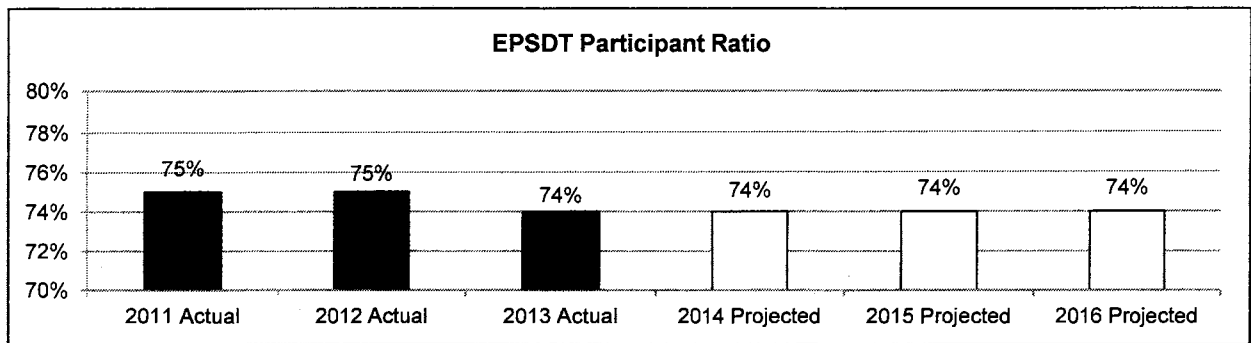
FY 2014 planned is net of reverted and reserved. Reverted: \$2,135 Other Funds

**6. What are the sources of the "Other" funds?**

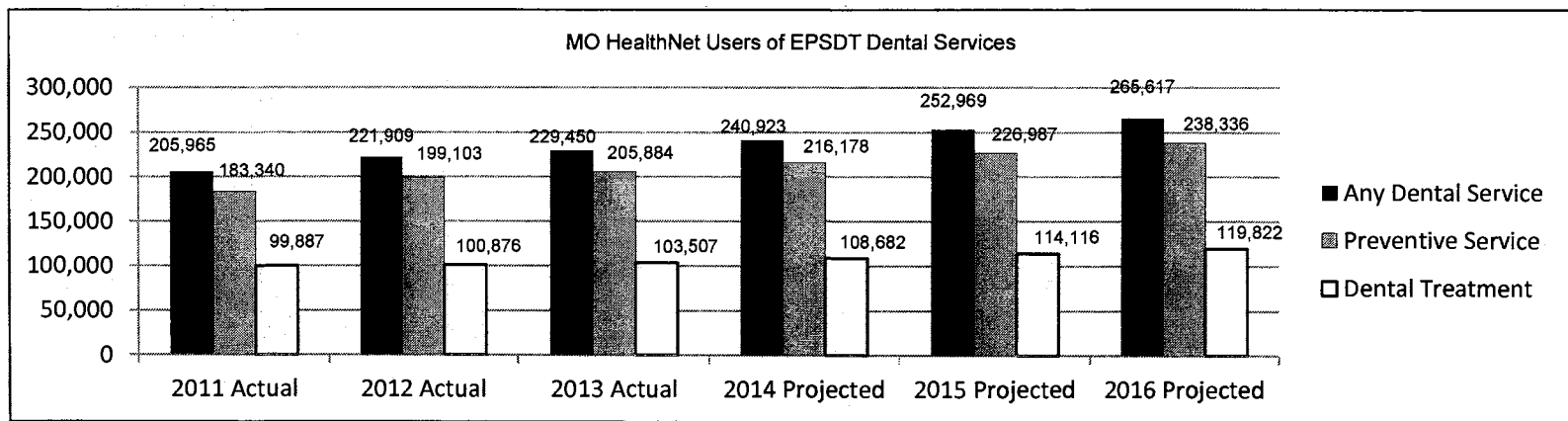
Health Initiatives Fund (0275) and Healthy Families Trust Fund (0625).

**7a. Provide an effectiveness measure.**

The purpose of the Early Periodic Screening Diagnosis and Treatment/ Healthy Children and Youth (EPSDT/HCY) program is to ensure a comprehensive, preventive health care program for Missouri. The HCY program provides early and periodic medical, dental, vision, and hearing screening, diagnosis and treatment to ameliorate defects and chronic conditions found during the screening. A dental screening is available to children from birth until they become 21 years of age.



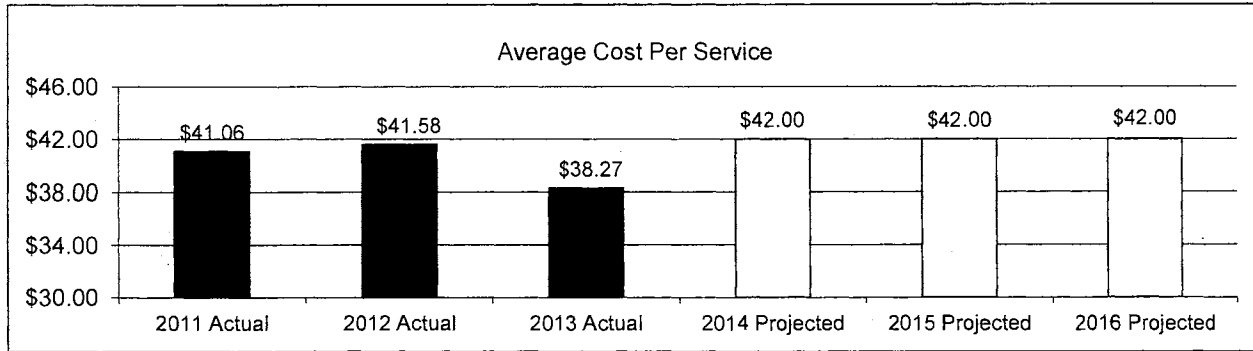
Based on federal fiscal year in which report was submitted to CMS.



Note: Data includes both fee-for-service and Managed Care. Based on federal fiscal year in which report was submitted to CMS.

**7b. Provide an efficiency measure.**

Provide adequate dental services to MO HealthNet recipients with the funds appropriated.



Based on federal fiscal year in which report was submitted to CMS.

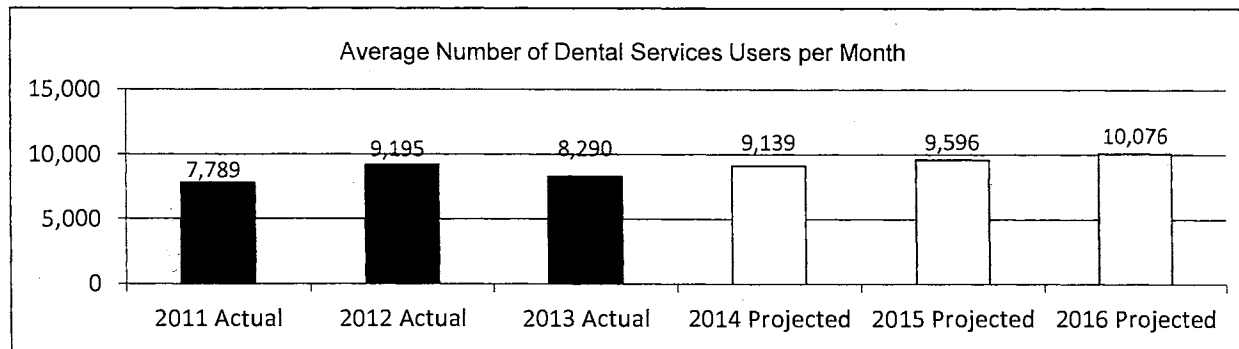
**7c. Provide the number of clients/individuals served, if applicable.**

Participants:

Dental services are available to all MO HealthNet participants. In the regions of the state where managed care has been implemented, children have dental services available through the managed care health plans.

Effective September 1, 2005 dental services were available only to children, pregnant women, the blind, and nursing facility residents. Dental services are available to other adults if the dental care was related to trauma or a disease/medical condition. Qualified Medicare Beneficiaries (QMB) are not eligible for dental services.

Senate Bill 577 (94th General Assembly) provided medically necessary dental services for adults; however no appropriations were allocated for these services.



Source: Table 23 Medical Statistics for Fiscal Year 2013 (Paid Claims Data)

**7d. Provide a customer satisfaction measure, if available.**

N/A



**Premium Payments**

**Premium Payments**

**DECISION ITEM SUMMARY**

Budget Unit									
Decision Item	FY 2013	FY 2013	FY 2014	FY 2014	FY 2015	FY 2015	FY 2015	FY 2015	FY 2015
Budget Object Summary	ACTUAL	ACTUAL	BUDGET	BUDGET	DEPT REQ	DEPT REQ	GOV REC	GOV REC	GOV REC
Fund	DOLLAR	FTE	DOLLAR	FTE	DOLLAR	FTE	DOLLAR	FTE	FTE
<b>PREMIUM PAYMENTS</b>									
<b>CORE</b>									
PROGRAM-SPECIFIC									
GENERAL REVENUE	66,023,871	0.00	67,609,776	0.00	67,609,776	0.00	70,232,474		0.00
TITLE XIX-FEDERAL AND OTHER	112,862,413	0.00	114,102,954	0.00	114,102,954	0.00	114,102,954		0.00
TOTAL - PD	178,886,284	0.00	181,712,730	0.00	181,712,730	0.00	184,335,428		0.00
<b>TOTAL</b>	<b>178,886,284</b>	<b>0.00</b>	<b>181,712,730</b>	<b>0.00</b>	<b>181,712,730</b>	<b>0.00</b>	<b>184,335,428</b>		<b>0.00</b>
<b>MHD Cost to Continue - 1886008</b>									
PROGRAM-SPECIFIC									
GENERAL REVENUE	0	0.00	0	0.00	6,943,220	0.00	0		0.00
TITLE XIX-FEDERAL AND OTHER	0	0.00	0	0.00	11,077,625	0.00	11,077,625		0.00
TOTAL - PD	0	0.00	0	0.00	18,020,845	0.00	11,077,625		0.00
<b>TOTAL</b>	<b>0</b>	<b>0.00</b>	<b>0</b>	<b>0.00</b>	<b>18,020,845</b>	<b>0.00</b>	<b>11,077,625</b>		<b>0.00</b>
<b>Medicare Premium Increase - 1886012</b>									
PROGRAM-SPECIFIC									
GENERAL REVENUE	0	0.00	0	0.00	3,029,916	0.00	3,070,419		0.00
TITLE XIX-FEDERAL AND OTHER	0	0.00	0	0.00	5,289,876	0.00	5,249,373		0.00
TOTAL - PD	0	0.00	0	0.00	8,319,792	0.00	8,319,792		0.00
<b>TOTAL</b>	<b>0</b>	<b>0.00</b>	<b>0</b>	<b>0.00</b>	<b>8,319,792</b>	<b>0.00</b>	<b>8,319,792</b>		<b>0.00</b>
<b>FMAP Adjustment - 1886018</b>									
PROGRAM-SPECIFIC									
TITLE XIX-FEDERAL AND OTHER	0	0.00	0	0.00	0	0.00	2,362,700		0.00
TOTAL - PD	0	0.00	0	0.00	0	0.00	2,362,700		0.00
<b>TOTAL</b>	<b>0</b>	<b>0.00</b>	<b>0</b>	<b>0.00</b>	<b>0</b>	<b>0.00</b>	<b>2,362,700</b>		<b>0.00</b>

**DECISION ITEM SUMMARY**

Budget Unit	FY 2013	FY 2013	FY 2014	FY 2014	FY 2015	FY 2015	FY 2015	FY 2015
Decision Item	ACTUAL	ACTUAL	BUDGET	BUDGET	DEPT REQ	DEPT REQ	GOV REC	GOV REC
Budget Object Summary	DOLLAR	FTE	DOLLAR	FTE	DOLLAR	FTE	DOLLAR	FTE
Fund	DOLLAR	FTE	DOLLAR	FTE	DOLLAR	FTE	DOLLAR	FTE
<b>PREMIUM PAYMENTS</b>								
<b>Medicaid expansion - 1886019</b>								
PROGRAM-SPECIFIC								
GENERAL REVENUE	0	0.00	0	0.00	0	0.00	(744,484)	0.00
TOTAL - PD	0	0.00	0	0.00	0	0.00	(744,484)	0.00
<b>TOTAL</b>	<b>0</b>	<b>0.00</b>	<b>0</b>	<b>0.00</b>	<b>0</b>	<b>0.00</b>	<b>(744,484)</b>	<b>0.00</b>
<b>GRAND TOTAL</b>	<b>\$178,886,284</b>	<b>0.00</b>	<b>\$181,712,730</b>	<b>0.00</b>	<b>\$208,053,367</b>	<b>0.00</b>	<b>\$205,351,061</b>	<b>0.00</b>

**CORE DECISION ITEM**

Department: Social Services  
 Division: MO HealthNet  
 Core: Premium Payments

Budget Unit: 90547C

**1. CORE FINANCIAL SUMMARY**

	FY 2015 Budget Request			
	GR	Federal	Other	Total
PS				
EE				
PSD	67,609,776	114,102,954		181,712,730
TRF				
<b>Total</b>	<b>67,609,776</b>	<b>114,102,954</b>		<b>181,712,730</b>

FTE 0.00

<i>Est. Fringe</i>	0	0	0	0
<i>Note: Fringes budgeted in House Bill 5 except for certain fringes budgeted directly to MoDOT, Highway Patrol, and Conservation.</i>				

Other Funds:

	FY 2015 Governor's Recommendation			
	GR	Federal	Other	Total
PS				
EE				
PSD	70,232,474	114,102,954		184,335,428
TRF				
<b>Total</b>	<b>70,232,474</b>	<b>114,102,954</b>		<b>184,335,428</b>

FTE 0.00

<i>Est. Fringe</i>	0	0	0	0
<i>Note: Fringes budgeted in House Bill 5 except for certain fringes budgeted directly to MoDOT, Highway Patrol, and Conservation.</i>				

Other Funds:

**2. CORE DESCRIPTION**

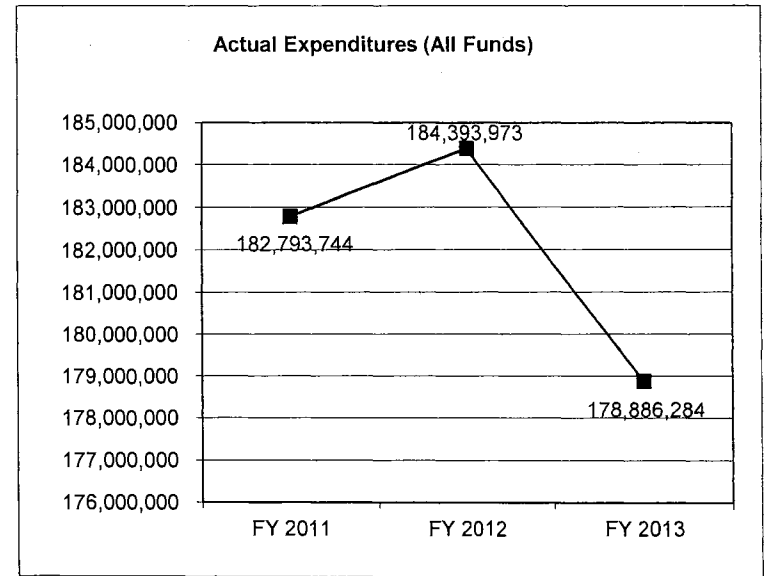
This core request is for the ongoing funding for premium payments for health insurance through the following MO HealthNet programs: Medicare Buy-In and the Health Insurance Premium Payment (HIPP) program.

**3. PROGRAM LISTING (list programs included in this core funding)**

Premium Payments Program:  
 Medicare Part A and Part B Buy-In  
 Health Insurance Premium Payment (HIPP) Program

**4. FINANCIAL HISTORY**

	FY 2011 Actual	FY 2012 Actual	FY 2013 Actual	FY 2014 Current Yr.
Appropriation (All Funds)	190,403,958	206,474,371	178,886,284	181,712,730
Less Reverted (All Funds)	0	0	0	N/A
Budget Authority (All Funds)	190,403,958	206,474,371	178,886,284	N/A
Actual Expenditures (All Funds)	182,793,744	184,393,973	178,886,284	N/A
Unexpended (All Funds)	7,610,214	22,080,398	0	N/A
Unexpended, by Fund:				
General Revenue	1,369,622	7,500,058	0	N/A
Federal	6,240,592	14,580,340	0	N/A
Other	0	0	0	N/A
	(1)	(2)	(3)	



Reverted includes Governor's standard 3 percent reserve (when applicable) and any extraordinary withholdings.

**NOTES:**

- (1) FY11 Expenditures of \$5,043,211 were paid from HB 16 ARRA funding.
- (2) FY12 Lapse result of premium rate decrease.
- (3) FY13 Expenditures of \$7,112,098 were paid out of supplemental pool.

#### 4. FINANCIAL HISTORY

Cost Per Eligible - Per Member Per Month (PMPM)					
	Premium Payments PMPM*	Acute Care PMPM	Total PMPM	Premium Payments Percentage of Acute	Premium Payments Percentage of Total
PTD	\$49.49	\$980.77	\$1,753.82	5.05%	2.82%
Seniors	\$94.51	\$330.70	\$1,396.91	28.58%	6.77%
Custodial Parents	\$0.31	\$444.84	\$462.86	0.07%	0.07%
Children*	\$0.00	\$255.89	\$282.16	0.00%	0.00%
Pregnant Women	\$0.00	\$559.30	\$569.72	0.00%	0.00%

Source: Table 23 Medical Statistics for Fiscal Year 2013 (Paid Claims Data).  
\* CHIP eligibles not included

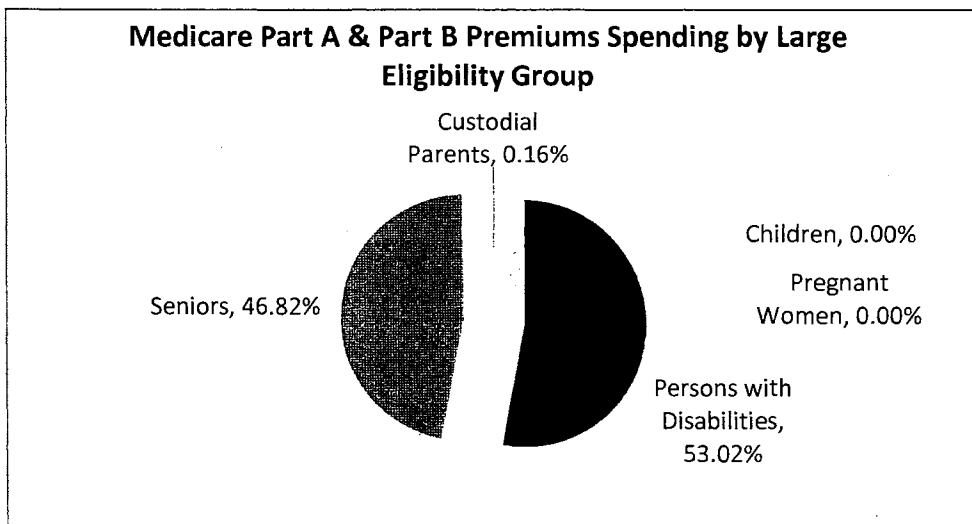
The Cost per Eligible - Per Member Per Month (PMPM) table provides the total PMPM for each large eligibility group. Health care entities use per member per month calculations as a benchmark to monitor, assess, and manage health care costs. The PMPM metric provides MHD management with a high level aggregate spending metric.

PMPM is calculated by dividing costs by the number of eligibles enrolled. Since caseload growth is accounted for when determining PMPM, the PMPM provides management with a better tool than just comparing overall increases in spending.

PMPM by eligibility group and type of service serves as a baseline for management to determine if cost control interventions are working as intended. Monitoring PMPM amounts allow tracking by a population so that a shift in services is reflected in one metric.

The PMPM table reflects the PMPM amounts for premium payments, acute care, and total. The acute care PMPM is made up of payments for the following services: inpatient, physician/lab/x-ray, outpatient/clinic, drugs, managed care payments, Medicare co-pay/deductibles and other acute services administered by MHD. It does **not** include nursing facilities, in-home services, mental health services and state institutions. By comparing the premium payments PMPM to the acute care PMPM, MHD management can monitor the progress of interventions controlled by MHD management.

The Spending by Large Eligibility Group (left) shows the percentage of spending by each eligibility group for the Premium Payments core. It provides a snapshot of what eligibility groups participate, as well as the populations impacted by program changes.



Source: Table 23 Medical Statistics for Fiscal Year 2013 (Paid Claims Data).

**CORE RECONCILIATION DETAIL**

STATE

PREMIUM PAYMENTS

**5. CORE RECONCILIATION DETAIL**

	Budget Class	FTE	GR	Federal	Other	Total	Explanation
<b>TAFP AFTER VETOES</b>							
	PD	0.00	67,609,776	114,102,954	0	181,712,730	
	<b>Total</b>	<b>0.00</b>	<b>67,609,776</b>	<b>114,102,954</b>	<b>0</b>	<b>181,712,730</b>	
<b>DEPARTMENT CORE REQUEST</b>							
	PD	0.00	67,609,776	114,102,954	0	181,712,730	
	<b>Total</b>	<b>0.00</b>	<b>67,609,776</b>	<b>114,102,954</b>	<b>0</b>	<b>181,712,730</b>	
<b>GOVERNOR'S ADDITIONAL CORE ADJUSTMENTS</b>							
Core Reallocation	1984 8200 PD	0.00	2,622,698	0	0	2,622,698	
	<b>NET GOVERNOR CHANGES</b>	<b>0.00</b>	<b>2,622,698</b>	<b>0</b>	<b>0</b>	<b>2,622,698</b>	
<b>GOVERNOR'S RECOMMENDED CORE</b>							
	PD	0.00	70,232,474	114,102,954	0	184,335,428	
	<b>Total</b>	<b>0.00</b>	<b>70,232,474</b>	<b>114,102,954</b>	<b>0</b>	<b>184,335,428</b>	

**DECISION ITEM DETAIL**

Budget Unit	FY 2013	FY 2013	FY 2014	FY 2014	FY 2015	FY 2015	FY 2015	FY 2015
Decision Item	ACTUAL	ACTUAL	BUDGET	BUDGET	DEPT REQ	DEPT REQ	GOV REC	GOV REC
Budget Object Class	DOLLAR	FTE	DOLLAR	FTE	DOLLAR	FTE	DOLLAR	FTE
<b>PREMIUM PAYMENTS</b>								
<b>CORE</b>								
PROGRAM DISTRIBUTIONS	178,886,284	0.00	181,712,730	0.00	181,712,730	0.00	184,335,428	0.00
TOTAL - PD	178,886,284	0.00	181,712,730	0.00	181,712,730	0.00	184,335,428	0.00
<b>GRAND TOTAL</b>	<b>\$178,886,284</b>	<b>0.00</b>	<b>\$181,712,730</b>	<b>0.00</b>	<b>\$181,712,730</b>	<b>0.00</b>	<b>\$184,335,428</b>	<b>0.00</b>
GENERAL REVENUE	\$66,023,871	0.00	\$67,609,776	0.00	\$67,609,776	0.00	\$70,232,474	0.00
FEDERAL FUNDS	\$112,862,413	0.00	\$114,102,954	0.00	\$114,102,954	0.00	\$114,102,954	0.00
OTHER FUNDS	\$0	0.00	\$0	0.00	\$0	0.00	\$0	0.00



## PROGRAM DESCRIPTION

**Department: Social Services**

**Program Name: Premium Payments**

**Program is found in the following core budget(s): Premium Payments**

### 1. What does this program do?

This program pays for health insurance premiums for eligible participants. Payments include premiums for Medicare Part A, Medicare Part B and group health insurance premiums provided under the Health Insurance Premium Payment (HIPP) program. Payment of these premiums transfers medical costs from MO HealthNet to Medicare and other payers.

#### Payments and Beneficiaries

- Hospital insurance—Part A—helps pay for inpatient care in a hospital or skilled nursing facility (following a hospital stay), some home health care, and hospice care.
- Medical insurance—Part B—helps pay for doctors' services and many other medical services and supplies that are not covered by hospital insurance.
- Qualified Medicare Beneficiaries (QMBs) are Medicare recipients whose income is between 85% and 100% of the FPL. MO HealthNet pays Part B Premiums and some Part A premiums and co-pays and deductibles for Medicare approved services.
- Specified Low Income Medicare Beneficiary (SLMB) is a Medicare recipient whose income is between 100% and 120% of the FPL. MO HealthNet pays only Part B premiums.
- Qualifying Individuals (QI) is a Medicare recipient whose income is between 120% and 135% of the FPL. MO HealthNet pays only Part B premiums.

#### Medicare Buy-In

The Medicare Buy-in Program allows states to enroll certain groups of eligible individuals in the Medicare Part A and Part B program and pay their premiums. The purpose of buy-in is to permit the state, as part of its total assistance plan, to provide Medicare protection to certain groups of eligible individuals. It transfers medical costs from the Title XIX Medicaid program to the Medicare program - Title XVIII. This process allows the state to realize cost savings through substitution of Medicare liability for the majority of the medical costs before Medicaid reimburses for the services. There are two types of buy-in agreements - "1634 agreements" and "209b". States with "1634 agreements" have the same Medicaid eligibility standards as the Supplemental Security Income (SSI) program. States with more restrictive eligibility standards for Medicaid are "209b" states. The "209b" states make their own buy-in determinations. Missouri is a "209b" state.

The buy-in for Part A began in FY 1990 (September 1989). The Part B buy-in has been a MO HealthNet service since January 1968.

**Health Insurance Premium Payment**

The Health Insurance Premium Payment (HIPP) program is a program that pays for the cost of health insurance premiums, coinsurance, and deductibles. The program pays for health insurance for MO HealthNet eligible's when it is "cost effective". "Cost effective" means that it costs less to buy health insurance to cover medical care than to pay for the same services with MO HealthNet funds. Cost effectiveness is determined by comparing the cost of the medical coverage (includes premium payments, coinsurance, and deductibles) with the average cost of each MO HealthNet eligible person in the household. The average cost of each MO HealthNet participant is based on the previous year's MO HealthNet expenditures with like demographic data: age; sex; geographic location (county); type of assistance (MO HealthNet for Families - MAF, Old Age Assistance - OAA, and disabled); and the types of services covered by the group insurance. The HIPP program has been a MO HealthNet program since September 1992.

Provisions of Omnibus Budget Reconciliation Act of 1990 (OBRA 90) require states to purchase group health insurance (such as an employer sponsored insurance) for a MO HealthNet participant (who is eligible to enroll for the coverage) when it is more cost-effective to buy health insurance to cover medical care than to pay for an equivalent set of services with MO HealthNet funds.

**2. What is the authorization for this program, i.e., federal or state statute, etc.? (Include the federal program number, if applicable.)**

State statute: RSMo 208.153; Federal law: Social Security Act Section 1905(p)(1), 1902(a)(10) and 1906; Federal Regulation: 42 CFR 406.26 and 431.625

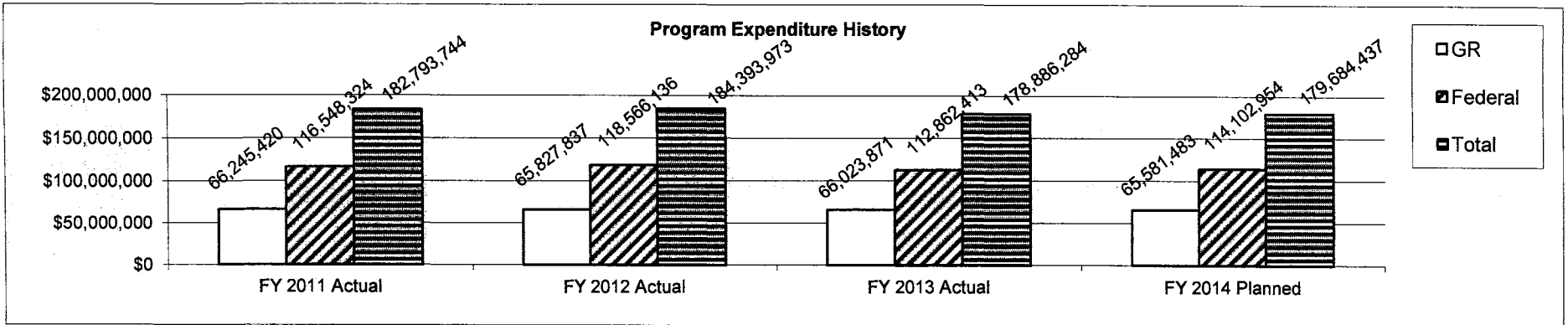
**3. Are there federal matching requirements? If yes, please explain.**

States can earn the federal medical assistance percentage (FMAP) on MO HealthNet program expenditures. The Social Security Act requires the Secretary of Health and Human Services to calculate and publish the annual FMAP each year. The FMAP is calculated using economic indicators from states and the nation as a whole. Generally, Missouri's FMAP for FY14 is a blended 61.865% federal match. The state matching requirement is 38.135%.

**4. Is this a federally mandated program? If yes, please explain.**

Yes, if the state elects to have a Medicaid program.

**5. Provide actual expenditures for the prior three fiscal years and planned expenditures for the current fiscal year.**



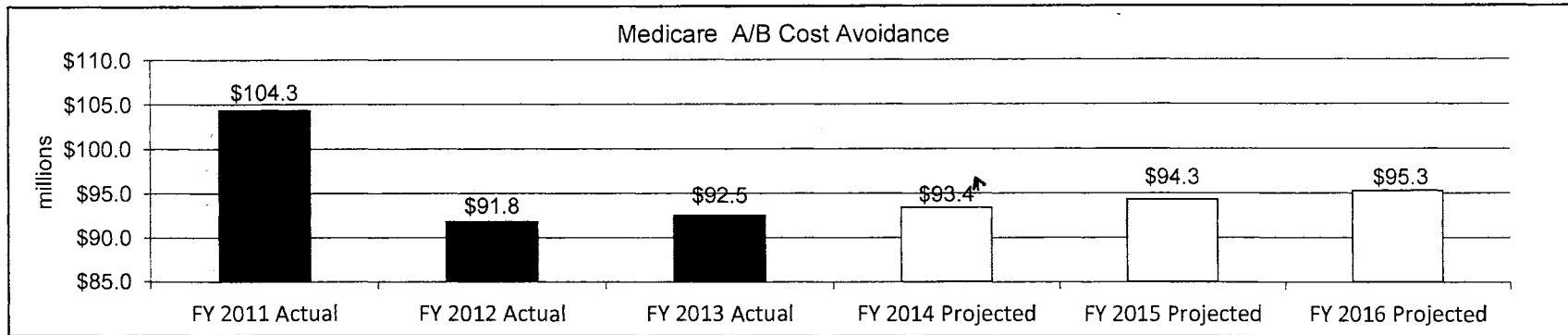
FY 2014 is net of reverted and reserved. \$2,028,293 GR reverted for Governor's Restriction.

**6. What are the sources of the "Other " funds?**

N/A

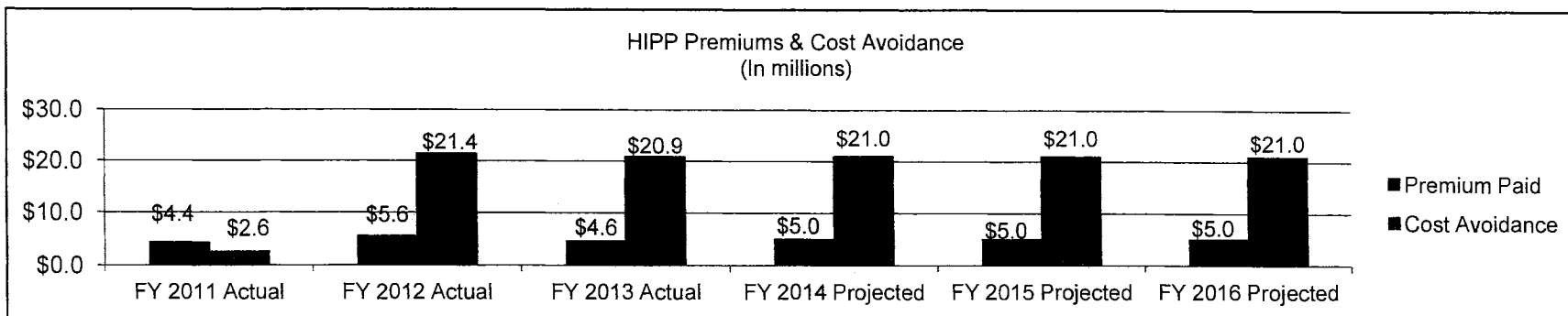
**7a. Provide an effectiveness measure.**

Increase cost avoidance by paying Medicare premiums for dual eligibles. By paying Medicare premiums for dual eligibles, the MO HealthNet avoided over \$92.5 million in SFY 2013 as shown in the chart below.

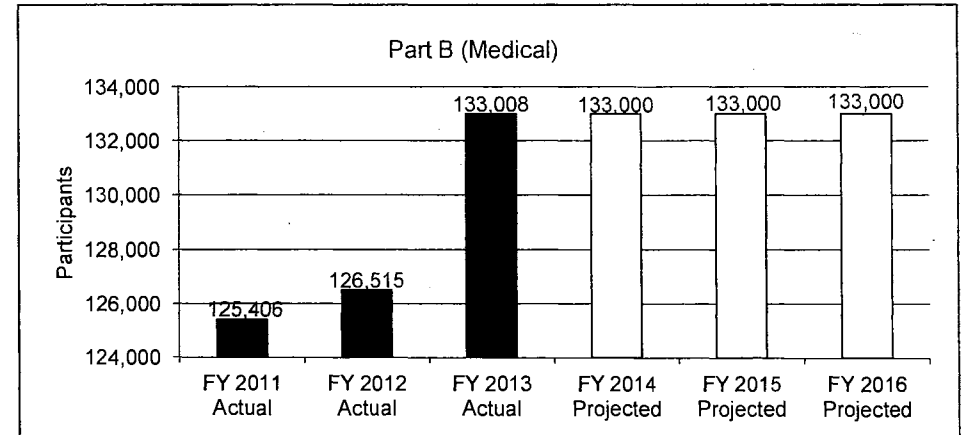
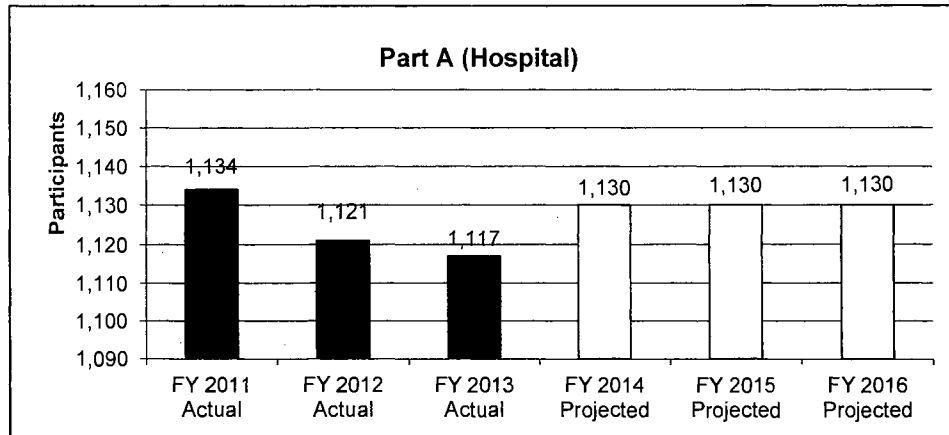


**7b. Provide an efficiency measure.**

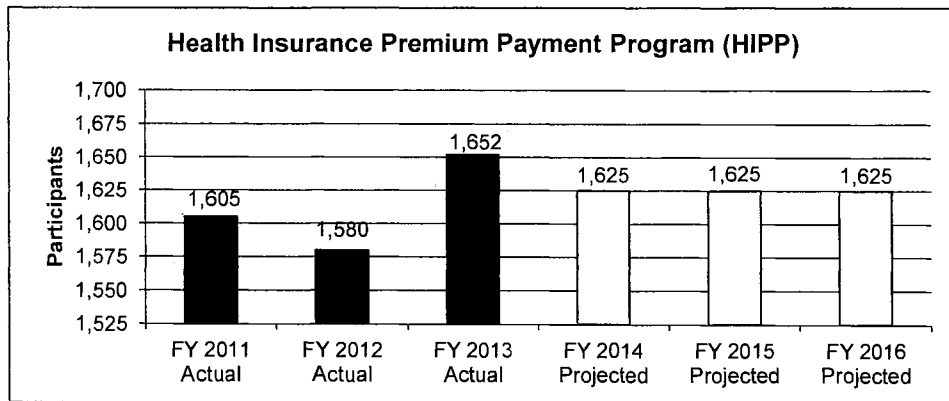
Increase cost avoidance by paying for health insurance premiums, coinsurance, and deductibles for MO HealthNet eligibles when it is cost effective to do so. In FY13, the MO HealthNet Division paid \$4.6 million for health insurance premiums, coinsurance and deductibles and avoided \$20.9 million in costs. NOTE: The cost avoidance reporting for the HIPP Program was corrected at the beginning of FY12 resulting in a significant increase in reported amounts.



**7c. Provide the number of clients/individuals served, if applicable.**



Increase of participants is due to now being current on backlog of Part B Participants.



Participants:

Part A (Hospital) premium payments can be made for: Qualified Medicare Beneficiaries (QMBs) and Qualified Disabled Working Individuals.

Part B (Medical) premium payments can be made for: Individuals meeting certain income standards, QMBs, and Specified Low-Income Medicare Beneficiaries.

HIPP: Provisions of OBRA 90 require states to purchase group health insurance for a MO HealthNet participant when it is more cost effective to buy health insurance to cover medical care than to pay for an equivalent set of services with MO HealthNet funds.

**7d. Provide a customer satisfaction measure, if available.**

N/A

**NEW DECISION ITEM  
RANK: 16**

Department: Social Services  
Division: MO HealthNet  
DI Name: Medicare Premium Increases

Budget Unit: 90547C  
DI#: 1886012

**1. AMOUNT OF REQUEST**

	FY 2015 Budget Request			
	GR	Federal	Other	Total
PS				
EE				
PSD	3,029,916	5,289,876		8,319,792
TRF				
<b>Total</b>	<b>3,029,916</b>	<b>5,289,876</b>		<b>8,319,792</b>
 FTE				<b>0.00</b>

<b>Est. Fringe</b>	0	0	0	0
--------------------	---	---	---	---

*Note: Fringes budgeted in House Bill 5 except for certain fringes budgeted directly to MoDOT, Highway Patrol, and Conservation.*

Other Funds:

	FY 2015 Governor's Recommendation			
	GR	Federal	Other	Total
PS				
EE				
PSD	3,070,419	5,249,373		8,319,792
TRF				
<b>Total</b>	<b>3,070,419</b>	<b>5,249,373</b>		<b>8,319,792</b>
 FTE				<b>0.00</b>

<b>Est. Fringe</b>	0	0	0	0
--------------------	---	---	---	---

*Note: Fringes budgeted in House Bill 5 except for certain fringes budgeted directly to MoDOT, Highway Patrol, and Conservation.*

Other Funds:

**2. THIS REQUEST CAN BE CATEGORIZED AS:**

<input checked="" type="checkbox"/> New Legislation	<input type="checkbox"/> New Program	<input type="checkbox"/> Fund Switch
<input type="checkbox"/> Federal Mandate	<input type="checkbox"/> Program Expansion	<input type="checkbox"/> Cost to Continue
<input type="checkbox"/> GR Pick-Up	<input type="checkbox"/> Space Request	<input type="checkbox"/> Equipment Replacement
<input type="checkbox"/> Pay Plan	<input type="checkbox"/> Other:	

**3. WHY IS THIS FUNDING NEEDED? PROVIDE AN EXPLANATION FOR ITEMS CHECKED IN #2. INCLUDE THE FEDERAL OR STATE STATUTORY OR CONSTITUTIONAL AUTHORIZATION FOR THIS PROGRAM.**

*NDI SYNOPSIS: Funding is requested for anticipated Medicare Part A and Part B increases. Federal law mandates that the Medicare Part A and Part B premiums cover a certain percentage of the cost of the Medicare program. Medicare Part A and Part B premiums are adjusted each January. In FY15, Part A premiums are estimated to be \$465 which consists of FY14 projected cost of \$458 plus an \$7.00 increase. In FY15, Part B premiums are estimated to be \$114.90 (FY14 projection of \$109.90 plus a projected \$5.00 increase for FY15).*

The Federal Authority is Social Security Act Section 1905(p)(1), 1902(a)(10), and 1906 and Federal Regulations 42 CFR 406.26 and 431.625. The State Authority is RSMo 208.153.

**4. DESCRIBE THE DETAILED ASSUMPTIONS USED TO DERIVE THE SPECIFIC REQUESTED AMOUNT. (How did you determine that the requested number of FTE were appropriate? From what source or standard did you derive the requested levels of funding? Were alternatives such as outsourcing or automation considered? If based on new legislation, does request tie to TAFP fiscal note? If not, explain why. Detail which portions of the request are one-times and how those amounts were calculated.)**

This request is for six months of funding for the calendar year 2014 part A premium increases and six months of funding for the expected premium increases for calendar year 2015.

Projected participants are based on historical data. The projected premium increases are based on the average increases in premiums for the last few years as well as other information sources. The federal matching rate used is 62.03%. States are only required to pay the federal share for QIs (Qualified Individual). A QI is an individual with income between 120% and 135% of the federal poverty level with assets of \$6,000 per individual and \$9,000 per couple indexed each year according to Consumer Price Index.

<b>Department Request:</b>	<b>Part A</b>	<b>Part B</b>	<b>QI</b>
Eligibles per month (FY15)	1,106	132,222	5,667
Premium Increase (1/14)	\$7.00	\$5.00	\$5.00
Premium Increase (1/15)	\$0.00	\$5.00	\$5.00

Calendar Year 2014 Increase:

Average eligibles per month	1,106	132,222	5,667
Premium increase for 2014	\$7.00	\$5.00	\$5.00
Number of months to increase	6	6	6
Projected increase 7/14 - 12/14	46,452	3,966,660	170,010 *

Calendar Year 2015 Increase:

Average eligibles per month	1,106	132,222	5,667
Premium increase for 2015	\$0.00	\$5.00	\$5.00
Number of months to increase	6	6	6
Projected increase 1/15 - 6/15.	0	3,966,660	170,010

Total \$46,452 \$7,933,320 \$340,020

Department Request

	<b>Total</b>	<b>GR</b>	<b>Federal</b>
Part A Request	46,452	17,640	28,812
Part B Request	7,933,320	3,012,276	4,921,044
Part B QI	340,020		340,020 QI Federal only
<b>Total</b>	<b>\$8,319,792</b>	<b>\$3,029,916</b>	<b>\$5,289,876</b>

\*FY14 Part B and QI funding already included in appropriation

\*\*Governor Recommended

	<b>Total</b>	<b>GR</b>	<b>Federal</b>
Part A Request	46,452	17,874	28,578
Part B Request	7,933,320	3,052,545	4,880,775
Part B QI	340,020	0	340,020
<b>Total</b>	<b>\$8,319,792</b>	<b>\$3,070,419</b>	<b>\$5,249,373</b>

\*\* The Governors' recommended amount is adjusted for updated FMAP rate information.

**5. BREAK DOWN THE REQUEST BY BUDGET OBJECT CLASS, JOB CLASS, AND FUND SOURCE. IDENTIFY ONE-TIME COSTS.**

Budget Object Class/Job Class	Dept Req GR DOLLARS	Dept Req GR FTE	Dept Req FED DOLLARS	Dept Req FED FTE	Dept Req OTHER DOLLARS	Dept Req OTHER FTE	Dept Req TOTAL DOLLARS	Dept Req TOTAL FTE	Dept Req One-Time DOLLARS
Total PS	0	0.0	0	0.0	0	0.0	0	0.0	0
Total EE	0		0		0		0		0
Program Distributions	3,029,916		5,289,876		0		8,319,792		0
Total PSD	3,029,916		5,289,876		0		8,319,792		0
Transfers									
Total TRF	0		0		0		0		0
Grand Total	3,029,916	0.0	5,289,876	0.0	0	0.0	8,319,792	0.0	0

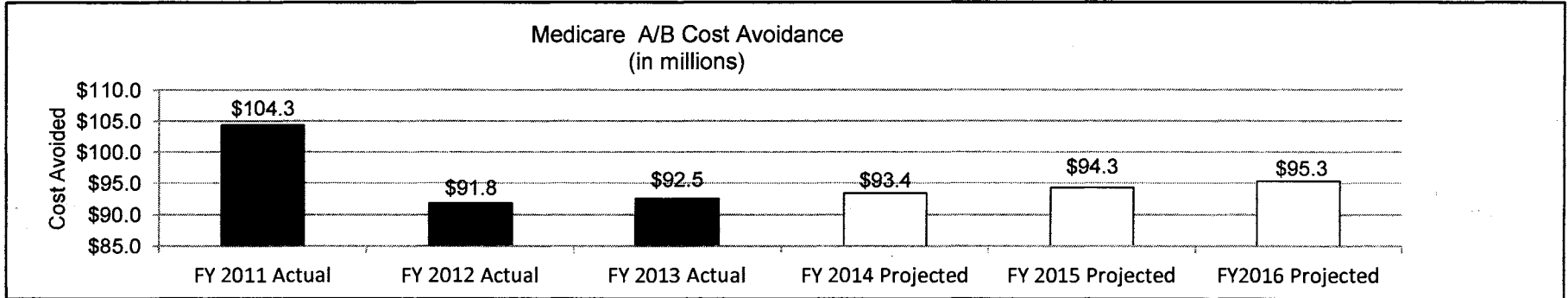
**5. BREAK DOWN THE REQUEST BY BUDGET OBJECT CLASS, JOB CLASS, AND FUND SOURCE. IDENTIFY ONE-TIME COSTS.**

Budget Object Class/Job Class	Gov Rec GR DOLLARS	Gov Rec GR FTE	Gov Rec FED DOLLARS	Gov Rec FED FTE	Gov Rec OTHER DOLLARS	Gov Rec OTHER FTE	Gov Rec TOTAL DOLLARS	Gov Rec TOTAL FTE	Gov Rec One-Time DOLLARS
Total PS	0	0.0	0	0.0	0	0.0	0	0.0	0
Total EE	0		0		0		0		0
Program Distributions	3,070,419		5,249,373		0		8,319,792		0
Total PSD	3,070,419		5,249,373		0		8,319,792		0
Transfers									
Total TRF	0		0		0		0		0
Grand Total	3,070,419	0.0	5,249,373	0.0	0	0.0	8,319,792	0.0	0

**6. PERFORMANCE MEASURES (If new decision item has an associated core, separately identify projected performance with & without additional funding.)**

**6a. Provide an effectiveness measure.**

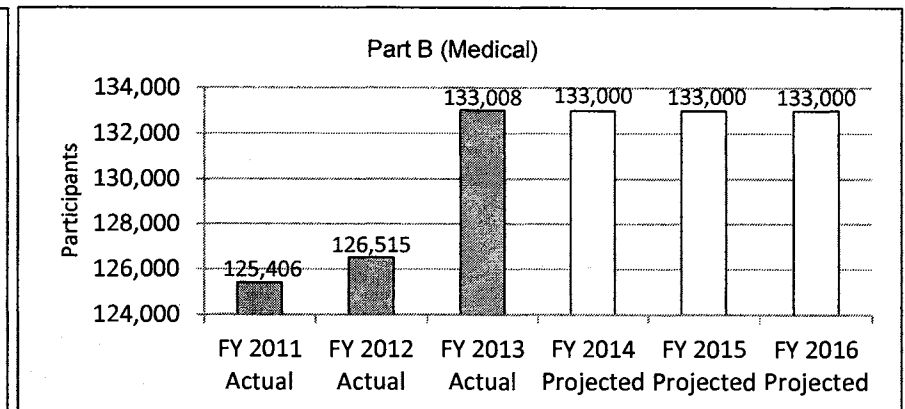
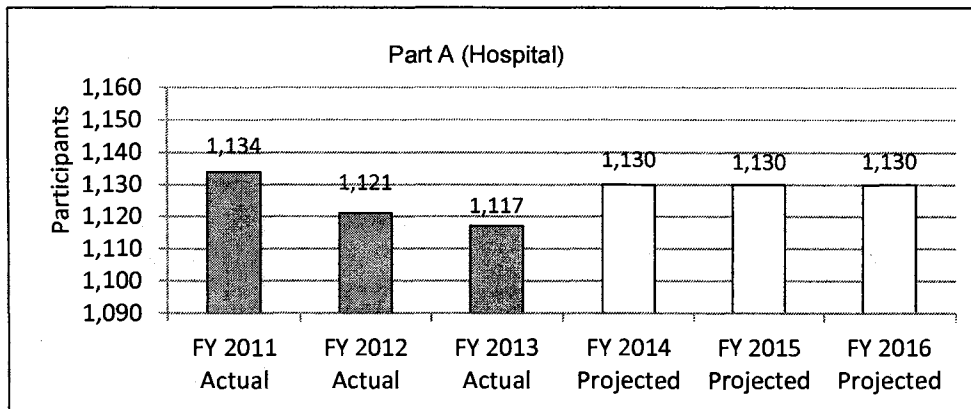
Effectiveness Measure: Increase cost avoidance by paying Medicare premiums for dual eligible's. By paying Medicare premiums for dual eligible's, the MO HealthNet avoided over \$92.5 million in SFY 2013 as shown in the chart below.



**6b. Provide an efficiency measure.**

Efficiency Measure: Increase cost avoidance by paying for health insurance premiums, coinsurance, and deductibles for Mo HealthNet eligible's when it is cost effective to do so. In FY13, the MO HealthNet Division paid \$4.6 million for health insurance premiums, coinsurance and deductibles and avoided \$20.9 million in costs.

**6c. Provide the number of clients/individuals served, if applicable.**



Increased participants in FY 2013 due to increased processing efficiencies



Participants: Part A (Hospital) premium payments can be made for: Qualified Medicare Beneficiaries (QMBs) and Qualified Disabled Working Individuals. Part B (Medical) premium payments can be made for: Individuals meeting certain income standards, QMBs, and Specified Low-Income Medicare Beneficiaries. HIPP: Provisions of OBRA 90 require states to purchase group health insurance for a MO HealthNet participant when it is more cost effective to buy health insurance to cover medical care than to pay for an equivalent set of services with MO HealthNet funds.

**Medicare Premium History**

	Part A	Part B	Total
<b>SFY-2011</b>			
Premiums			
Paid	\$6,329,931	\$177,586,422	\$183,916,354
Participants	1,134	125,406	126,540
PMPM	\$465.16	\$118.01	\$1,453.42
<b>SFY-2012</b>			
Premiums			
Paid	\$6,033,900	\$172,653,901	\$178,687,801
Participants	1,121	126,515	127,636
PMPM	\$448.55	\$113.72	\$1,399.98
<b>SFY-2013</b>			
Premiums			
Paid	\$6,328,069	\$176,457,773	\$182,785,842
Participants	1,117	133,008	134,125
PMPM	\$472.10	\$110.56	\$1,362.80

**6d. Provide a customer satisfaction measure, if available.**

N/A

**7. STRATEGIES TO ACHIEVE THE PERFORMANCE MEASUREMENT TARGETS:**

N/A

**DECISION ITEM DETAIL**

Budget Unit	FY 2013	FY 2013	FY 2014	FY 2014	FY 2015	FY 2015	FY 2015	FY 2015
Decision Item	ACTUAL	ACTUAL	BUDGET	BUDGET	DEPT REQ	DEPT REQ	GOV REC	GOV REC
Budget Object Class	DOLLAR	FTE	DOLLAR	FTE	DOLLAR	FTE	DOLLAR	FTE
<b>PREMIUM PAYMENTS</b>								
<b>Medicare Premium Increase - 1886012</b>								
PROGRAM DISTRIBUTIONS	0	0.00	0	0.00	8,319,792	0.00	8,319,792	0.00
TOTAL - PD	0	0.00	0	0.00	8,319,792	0.00	8,319,792	0.00
<b>GRAND TOTAL</b>	<b>\$0</b>	<b>0.00</b>	<b>\$0</b>	<b>0.00</b>	<b>\$8,319,792</b>	<b>0.00</b>	<b>\$8,319,792</b>	<b>0.00</b>
GENERAL REVENUE	\$0	0.00	\$0	0.00	\$3,029,916	0.00	\$3,070,419	0.00
FEDERAL FUNDS	\$0	0.00	\$0	0.00	\$5,289,876	0.00	\$5,249,373	0.00
OTHER FUNDS	\$0	0.00	\$0	0.00	\$0	0.00	\$0	0.00



**DECISION ITEM SUMMARY**

Budget Unit	FY 2013	FY 2013	FY 2014	FY 2014	FY 2015	FY 2015	FY 2015	FY 2015
Decision Item	ACTUAL	ACTUAL	BUDGET	BUDGET	DEPT REQ	DEPT REQ	GOV REC	GOV REC
Budget Object Summary	DOLLAR	FTE	DOLLAR	FTE	DOLLAR	FTE	DOLLAR	FTE
Fund	DOLLAR	FTE	DOLLAR	FTE	DOLLAR	FTE	DOLLAR	FTE
<b>NURSING FACILITIES</b>								
<b>CORE</b>								
<b>PROGRAM-SPECIFIC</b>								
GENERAL REVENUE	140,444,904	0.00	149,986,646	0.00	149,986,646	0.00	136,740,825	0.00
TITLE XIX-FEDERAL AND OTHER	339,877,400	0.00	357,245,131	0.00	357,245,131	0.00	346,736,446	0.00
UNCOMPENSATED CARE FUND	58,516,478	0.00	58,516,478	0.00	58,516,478	0.00	58,516,478	0.00
THIRD PARTY LIABILITY COLLECT	604,511	0.00	2,592,981	0.00	2,592,981	0.00	2,592,981	0.00
NURSING FACILITY FED REIM ALLW	9,134,756	0.00	9,134,756	0.00	9,134,756	0.00	9,134,756	0.00
HEALTHY FAMILIES TRUST	17,973	0.00	17,973	0.00	17,973	0.00	17,973	0.00
TOTAL - PD	548,596,022	0.00	577,493,965	0.00	577,493,965	0.00	553,739,459	0.00
<b>TOTAL</b>	<b>548,596,022</b>	<b>0.00</b>	<b>577,493,965</b>	<b>0.00</b>	<b>577,493,965</b>	<b>0.00</b>	<b>553,739,459</b>	<b>0.00</b>
<b>FMAP Adjustment - 1886018</b>								
<b>PROGRAM-SPECIFIC</b>								
TITLE XIX-FEDERAL AND OTHER	0	0.00	0	0.00	0	0.00	7,099,169	0.00
TOTAL - PD	0	0.00	0	0.00	0	0.00	7,099,169	0.00
<b>TOTAL</b>	<b>0</b>	<b>0.00</b>	<b>0</b>	<b>0.00</b>	<b>0</b>	<b>0.00</b>	<b>7,099,169</b>	<b>0.00</b>
<b>Medicaid expansion - 1886019</b>								
<b>PROGRAM-SPECIFIC</b>								
GENERAL REVENUE	0	0.00	0	0.00	0	0.00	(1,369,695)	0.00
THIRD PARTY LIABILITY COLLECT	0	0.00	0	0.00	0	0.00	(17,849)	0.00
NURSING FACILITY FED REIM ALLW	0	0.00	0	0.00	0	0.00	(994,683)	0.00
TOTAL - PD	0	0.00	0	0.00	0	0.00	(2,382,227)	0.00
<b>TOTAL</b>	<b>0</b>	<b>0.00</b>	<b>0</b>	<b>0.00</b>	<b>0</b>	<b>0.00</b>	<b>(2,382,227)</b>	<b>0.00</b>
<b>Long Term Care Rate Increase - 1886020</b>								
<b>PROGRAM-SPECIFIC</b>								
GENERAL REVENUE	0	0.00	0	0.00	0	0.00	8,288,376	0.00

**DECISION ITEM SUMMARY**

Budget Unit									
Decision Item	FY 2013	FY 2013	FY 2014	FY 2014	FY 2015	FY 2015	FY 2015	FY 2015	FY 2015
Budget Object Summary	ACTUAL	ACTUAL	BUDGET	BUDGET	DEPT REQ	DEPT REQ	GOV REC	GOV REC	GOV REC
Fund	DOLLAR	FTE	DOLLAR	FTE	DOLLAR	FTE	DOLLAR	FTE	FTE
<b>NURSING FACILITIES</b>									
Long Term Care Rate Increase - 1886020									
PROGRAM-SPECIFIC									
TITLE XIX-FEDERAL AND OTHER	0	0.00	0	0.00	0	0.00	14,170,304	0.00	0.00
TOTAL - PD	0	0.00	0	0.00	0	0.00	22,458,680	0.00	0.00
TOTAL	0	0.00	0	0.00	0	0.00	22,458,680	0.00	0.00
<b>GRAND TOTAL</b>	<b>\$548,596,022</b>	<b>0.00</b>	<b>\$577,493,965</b>	<b>0.00</b>	<b>\$577,493,965</b>	<b>0.00</b>	<b>\$580,915,081</b>	<b>0.00</b>	<b>0.00</b>

**CORE DECISION ITEM**

Department: Social Services  
 Division: MO HealthNet  
 Core: Nursing Facilities

Budget Unit: 90549C

**1. CORE FINANCIAL SUMMARY**

	FY 2015 Budget Request			
	GR	Federal	Other	Total
PS				
EE				
PSD	149,986,646	357,245,131	70,262,188	577,493,965
TRF				
<b>Total</b>	<b>149,986,646</b>	<b>357,245,131</b>	<b>70,262,188</b>	<b>577,493,965</b>
 FTE				<b>0.00</b>

	FY 2015 Governor's Recommendation			
	GR	Federal	Other	Total
PS				
EE				
PSD	136,740,825	346,736,446	70,262,188	553,739,459
TRF				
<b>Total</b>	<b>136,740,825</b>	<b>346,736,446</b>	<b>70,262,188</b>	<b>553,739,459</b>
 FTE				<b>0.00</b>

<b>Est. Fringe</b>	0	0	0	0
--------------------	---	---	---	---

*Note: Fringes budgeted in House Bill 5 except for certain fringes budgeted directly to MoDOT, Highway Patrol, and Conservation.*

<b>Est. Fringe</b>	0	0	0	0
--------------------	---	---	---	---

*Note: Fringes budgeted in House Bill 5 except for certain fringes budgeted directly to MoDOT, Highway Patrol, and Conservation.*

Other Funds: Uncompensated Care Fund (UCF) (0108)  
 Healthy Families Trust Fund (HFTF) (0625)  
 Third Party Liability Collections Fund (TPL) (0120)  
 Nursing Facility Federal Reimbursement Allowance (NFFRA) (0196)

Other Funds: Uncompensated Care Fund (UCF) (0108)  
 Healthy Families Trust Fund (HFTF) (0625)  
 Third Party Liability Collections Fund (TPL) (0120)  
 Nursing Facility Federal Reimbursement Allowance (NFFRA) (0196)

**2. CORE DESCRIPTION**

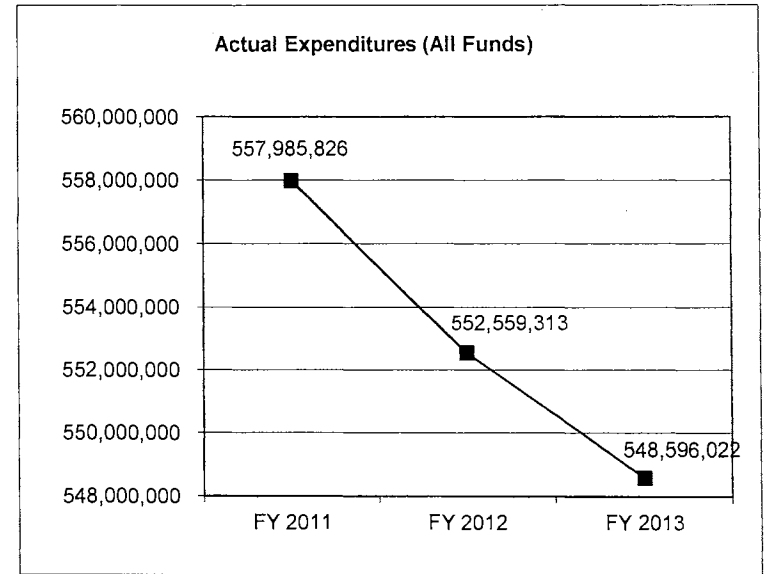
This core is for ongoing funding for payments for long-term nursing care for MO HealthNet participants.

**3. PROGRAM LISTING (list programs included in this core funding)**

Nursing Facilities

**4. FINANCIAL HISTORY**

	<b>FY 2011 Actual</b>	<b>FY 2012 Actual</b>	<b>FY 2013 Actual</b>	<b>FY 2014 Current Yr.</b>
Appropriation (All Funds)	584,400,260	558,468,676	552,824,449	577,493,965
Less Reverted (All Funds)	0	(2,151,015)	0	N/A
Budget Authority (All Funds)	584,400,260	556,317,661	552,824,449	N/A
Actual Expenditures (All Funds)	557,985,826	552,559,313	548,596,022	N/A
Unexpended (All Funds)	26,414,434	3,758,348	4,228,427	N/A
Unexpended, by Fund:				
General Revenue	11,984,863	0	0	N/A
Federal	14,284,954	3,758,347	2,239,957	N/A
Other	144,617	1	1,988,470	N/A
		<b>(1)</b>	<b>(2)</b>	



Reverted includes Governor's standard 3 percent reserve (when applicable) and any extraordinary withholdings.

**NOTES:**

**(1)** FY12 Federal Reserve of \$3,727,681.

**(2)** FY13 Reserve of \$1,134,437 Third Party Liability Collections Fund.

#### 4. FINANCIAL HISTORY

Cost Per Eligible - Per Member Per Month (PMPM)					
	Nursing Facility PMPM*	Acute Care PMPM	Total PMPM	Nursing Facility Percentage of Acute	Nursing Facility Percentage of Total
PTD	\$148.18	\$980.77	\$1,753.82	15.11%	8.45%
Seniors	\$768.58	\$330.70	\$1,396.91	232.41%	55.02%
Custodial Parents	\$0.15	\$444.84	\$462.86	0.03%	0.03%
Children*	\$0.00	\$255.89	\$282.16	0.00%	0.00%
Pregnant Women	\$0.01	\$559.30	\$569.72	0.00%	0.00%

Source: Table 23 Medical Statistics for Fiscal Year 2013 (claims paid data). Add-on payments funded from FRA provider tax not included.  
\* CHIP eligibles not included

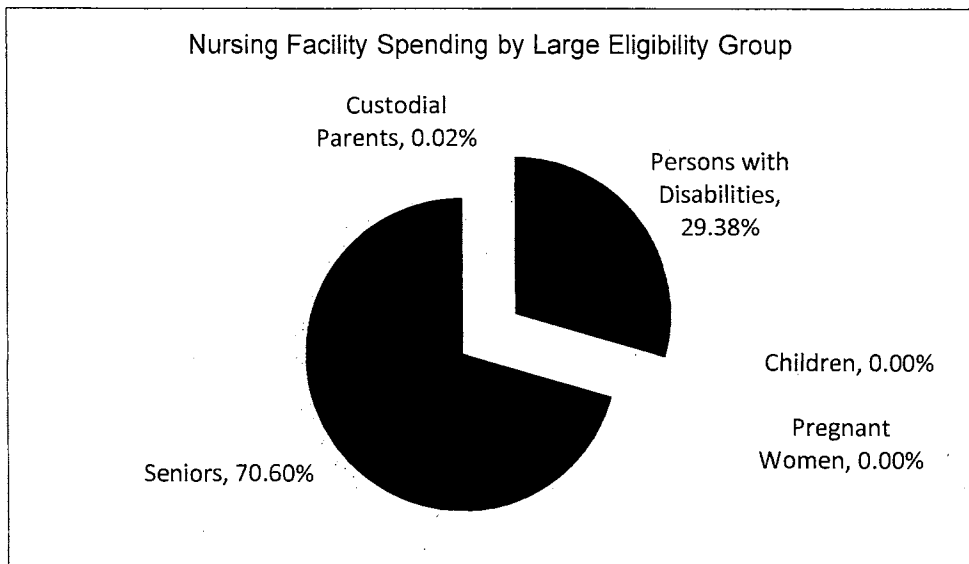
The Cost per Eligible - Per Member Per Month (PMPM) table provides the total PMPM for each large eligibility group. Health care entities use per member per month calculations as a benchmark to monitor, assess, and manage health care costs. The PMPM metric provides MHD management with a high level aggregate spending metric.

PMPM is calculated by dividing costs by the number of eligibles enrolled. Since caseload growth is accounted for when determining PMPM, the PMPM provides management with a better tool than just comparing overall increases in spending.

PMPM by eligibility group and type of service serves as a baseline for management to determine if cost control interventions are working as intended. Monitoring PMPM amounts allow tracking by a population so that a shift in services is reflected in one metric.

The PMPM table reflects the PMPM amounts for nursing facilities, acute care, and total. The acute care PMPM is made up of payments for the following services: inpatient, physician/lab/x-ray, outpatient/clinic, drugs, managed care payments, Medicare co-pay/deductibles and other acute services administered by MHD. It does **not** include nursing facilities, in-home services, mental health services and state institutions. By comparing the nursing facility PMPM to the acute care PMPM, MHD management can monitor the progress of interventions controlled by MHD management.

The Spending by Large Eligibility Group (left) shows the percentage of spending by each eligibility group for nursing facilities. It provides a snapshot of what eligibility groups are receiving nursing facility services as well as the populations impacted by program changes.



Source: Table 23 Medical Statistics for Fiscal Year 2013 (claims paid data).



**CORE RECONCILIATION DETAIL**

**STATE**  
**NURSING FACILITIES**

**5. CORE RECONCILIATION DETAIL**

	<b>Budget Class</b>	<b>FTE</b>	<b>GR</b>	<b>Federal</b>	<b>Other</b>	<b>Total</b>	<b>Explanation</b>
<b>TAFP AFTER VETOES</b>							
	PD	0.00	149,986,646	357,245,131	70,262,188	577,493,965	
	<b>Total</b>	<b>0.00</b>	<b>149,986,646</b>	<b>357,245,131</b>	<b>70,262,188</b>	<b>577,493,965</b>	
<b>DEPARTMENT CORE REQUEST</b>							
	PD	0.00	149,986,646	357,245,131	70,262,188	577,493,965	
	<b>Total</b>	<b>0.00</b>	<b>149,986,646</b>	<b>357,245,131</b>	<b>70,262,188</b>	<b>577,493,965</b>	
<b>GOVERNOR'S ADDITIONAL CORE ADJUSTMENTS</b>							
Transfer Out	1988 6472 PD	0.00	(6,146,652)	0	0	(6,146,652)	
Transfer Out	1988 6473 PD	0.00	0	(10,508,685)	0	(10,508,685)	
Core Reallocation	1974 6472 PD	0.00	(7,099,169)	0	0	(7,099,169)	
	<b>NET GOVERNOR CHANGES</b>	<b>0.00</b>	<b>(13,245,821)</b>	<b>(10,508,685)</b>	<b>0</b>	<b>(23,754,506)</b>	
<b>GOVERNOR'S RECOMMENDED CORE</b>							
	PD	0.00	136,740,825	346,736,446	70,262,188	553,739,459	
	<b>Total</b>	<b>0.00</b>	<b>136,740,825</b>	<b>346,736,446</b>	<b>70,262,188</b>	<b>553,739,459</b>	

**DECISION ITEM DETAIL**

Budget Unit	FY 2013	FY 2013	FY 2014	FY 2014	FY 2015	FY 2015	FY 2015	FY 2015
Decision Item	ACTUAL	ACTUAL	BUDGET	BUDGET	DEPT REQ	DEPT REQ	GOV REC	GOV REC
Budget Object Class	DOLLAR	FTE	DOLLAR	FTE	DOLLAR	FTE	DOLLAR	FTE
<b>NURSING FACILITIES</b>								
<b>CORE</b>								
PROGRAM DISTRIBUTIONS	548,596,022	0.00	577,493,965	0.00	577,493,965	0.00	553,739,459	0.00
TOTAL - PD	548,596,022	0.00	577,493,965	0.00	577,493,965	0.00	553,739,459	0.00
<b>GRAND TOTAL</b>	<b>\$548,596,022</b>	<b>0.00</b>	<b>\$577,493,965</b>	<b>0.00</b>	<b>\$577,493,965</b>	<b>0.00</b>	<b>\$553,739,459</b>	<b>0.00</b>
GENERAL REVENUE	\$140,444,904	0.00	\$149,986,646	0.00	\$149,986,646	0.00	\$136,740,825	0.00
FEDERAL FUNDS	\$339,877,400	0.00	\$357,245,131	0.00	\$357,245,131	0.00	\$346,736,446	0.00
OTHER FUNDS	\$68,273,718	0.00	\$70,262,188	0.00	\$70,262,188	0.00	\$70,262,188	0.00

## PROGRAM DESCRIPTION

**Department: Social Services**

**Program Name: Nursing Facilities**

**Program is found in the following core budget(s): Nursing Facilities**

### 1. What does this program do?

This program provides long-term institutional care for MO HealthNet participants. An average of 503 nursing facilities were enrolled in the MO HealthNet program in SFY 13 with an average of 23,320 participants per month. Nursing facility care users are 2.62% of the total MO HealthNet participants. However, the nursing facility program comprises almost 13.29% of the total program dollars.

Payment is based on a per diem rate established for each nursing home by the Institutional Reimbursement Unit (IRU) of the MO HealthNet Division. A portion of the per diem rate is paid from the Nursing Facilities budget section and a portion from the Nursing Facilities Federal Reimbursement Allowance (NFFRA) section.

The current reimbursement methodology is based on a cost component system. The components are patient care, ancillary, administration and capital. A working capital allowance, incentives and the NFFRA are also elements of the total reimbursement rate. Patient care includes medical supplies, nursing, supplies, activities, social services and dietary costs. Ancillary services are therapies, barber and beauty shop, laundry and housekeeping. Administration includes plant operation costs and administrative costs. Capital costs are reimbursed through a fair rental value methodology. The capital component includes rental value, return, computed interest, borrowing costs and pass-through expenses. Property insurance and real estate and personal property taxes (the pass-through expenses) are the only part of the capital component that is trended. The working capital allowance per diem rate is equal to 1.1 months of the total of the facility's per diem rates for the patient care, ancillary and administration cost components multiplied by the prime rate plus 2%. There are three incentives which are paid to qualified facilities to encourage patient care expenditures and cost efficiencies in administration. The patient care incentive is 10% of a facility's patient care per diem up to a maximum of 130% of the patient care median. The ancillary incentive is paid to all facilities whose costs are below the ancillary ceiling. The amount is one-half of the difference between certain parameters. The multiple component incentive is allowed for facilities whose patient care and ancillary per diem rate are between 60 - 80% of total per diem rate. An additional amount is allowed for facilities with high MO HealthNet utilization. The current NFFRA is also included in the total reimbursement rate since it is an allowable MO HealthNet cost.

The reimbursement system is a prospective system. When the rate is established on a particular cost report year, it will not change until the rates are rebased on another cost report year. This rate may be adjusted for global per diem rate adjustments, such as trends, which are granted to the industry as a whole and are applied to the previously established rate.

Providers are reimbursed for MO HealthNet participants based on the residents' days of care multiplied by the facility's Title XIX per diem rate less any patient surplus amount. The amount of money the MO HealthNet participant contributes to his or her nursing home care is called patient surplus. The patient surplus is based upon the participant's income and expenses. The amount of the patient surplus is calculated by a Family Support Division caseworker. The gross income (usually a Social Security benefit check) of the participant is adjusted for the personal needs allowance, an allotment of money allocated for use by the community spouse or dependent children and medical deductions (Medicare premiums or private medical insurance premiums that the participant pays for his own medical coverage). The remainder is the patient surplus. The participant and the nursing facility are notified of the amount of the patient surplus by the Family Support Division. The nursing home provider is responsible for obtaining the patient surplus from the participant.

During SFY 10, MHD implemented a change in reimbursement of Medicare/Medicaid crossover claims for Medicare Part A and Medicare Advantage/Part C inpatient skilled nursing facility benefits. Effective for dates of service beginning April 1, 2010, MHD no longer automatically reimburses the coinsurance or cost sharing amount determined by Medicare or the Medicare Advantage Plan for inpatient nursing facility services. MHD now determines the MO HealthNet reimbursement for the coinsurance or cost sharing amount of crossover claims which is limited to the fee-for-service amount that would be paid by MHD for those services.

Beginning January 1, 2010 (HB 395) the personal needs allowance must be increased by an amount equal to the product of the percentage of the Social Security benefit cost-of-living adjustment and the average amount that MO HealthNet participants are required to contribute to their cost of care, not to exceed \$5.00 in any year. When the allowance reaches \$50, there will be no further increases unless authorized by annual appropriation. There was a Social Security cost-of-living adjustment for 2013 which increased the personal needs allowance by the maximum amount of \$5.00. The personal needs allowance has increased to \$40.00 effective January 1, 2013.

Target and encourage quality patient care by utilizing a reimbursement methodology that allows for higher reimbursement of patient care costs while limiting administration and capital costs. The ceilings for the cost components related to patient care (patient care and ancillary) are 120% of the median. Various limitations are applied to administration and capital costs, some of which are identified below.

Cost Component Ceilings	
Patient Care	120% of median
Ancillary	120% of median
Administration	110% of median

Limitations on Administration & Capital Costs
* Minimum Utilization of 85% applied to Administration and Capital
* Owners' Compensation is limited
* Home office costs are limited to 7% of gross revenues less contractual allowance
* Related party transactions are limited to the cost incurred by the related party
* Fair Rental Value calculation is used to determine the capital cost component which limits excessive real estate costs.

**2. What is the authorization for this program, i.e., federal or state statute, etc.? (Include the federal program number, if applicable.)**

State statute: RSMo. 208.152, 208.153, 208.159; 208.201 Federal law: Social Security Act Section 1905(a)(4); Federal regulations: 42CFR 440.40 and 440.210

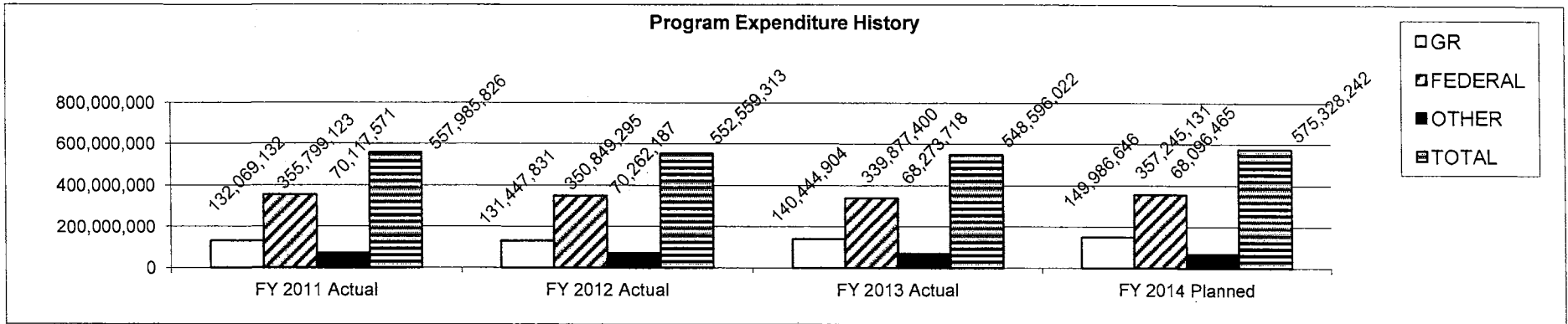
**3. Are there federal matching requirements? If yes, please explain.**

States can earn the federal medical assistance percentage (FMAP) on MO HealthNet program expenditures made in accordance with the approved State Plan. The Social Security Act requires the Secretary of Health and Human Services to calculate and publish the actual FMAP each year. The FMAP is calculated using economic indicators from states and the nation as a whole. Generally, Missouri's FMAP for FY 14 is a blended 61.865% federal match. The state matching requirement is 38.135%.

**4. Is this a federally mandated program? If yes, please explain.**

Yes, for people over age 21.

**5. Provide actual expenditures for the prior three fiscal years and planned expenditures for the current fiscal year.**



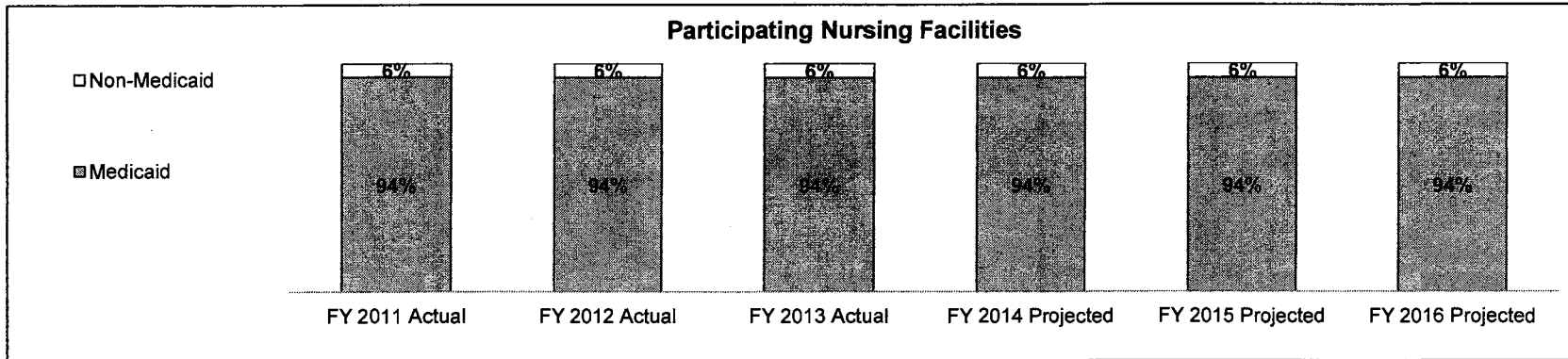
FY 2014 is net of reverted and reserves. \$2,165,723 Agency Reserve Other.

**6. What are the sources of the "Other " funds?**

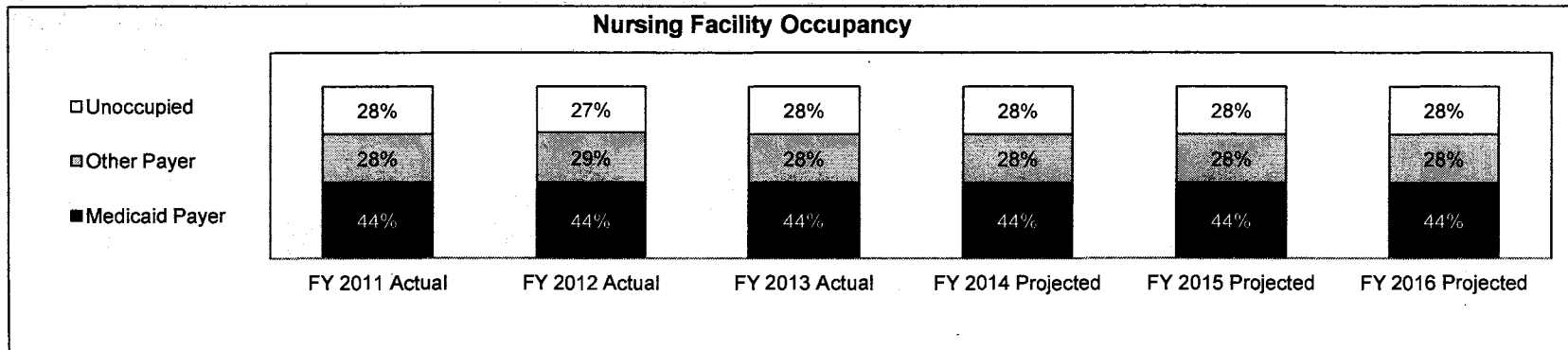
Uncompensated Care Fund (0108); Third Party Liability Collections Fund (0120), Healthy Families Trust Fund (0625) and Nursing Facilities Federal Reimbursement Allowance Fund (0196).

**7a. Provide an effectiveness measure.**

Provide reimbursement that is sufficient to ensure nursing facilities enroll in the MO HealthNet program. During the past three state fiscal years, over 90% of licensed nursing facilities in the state participated in the MO HealthNet program.

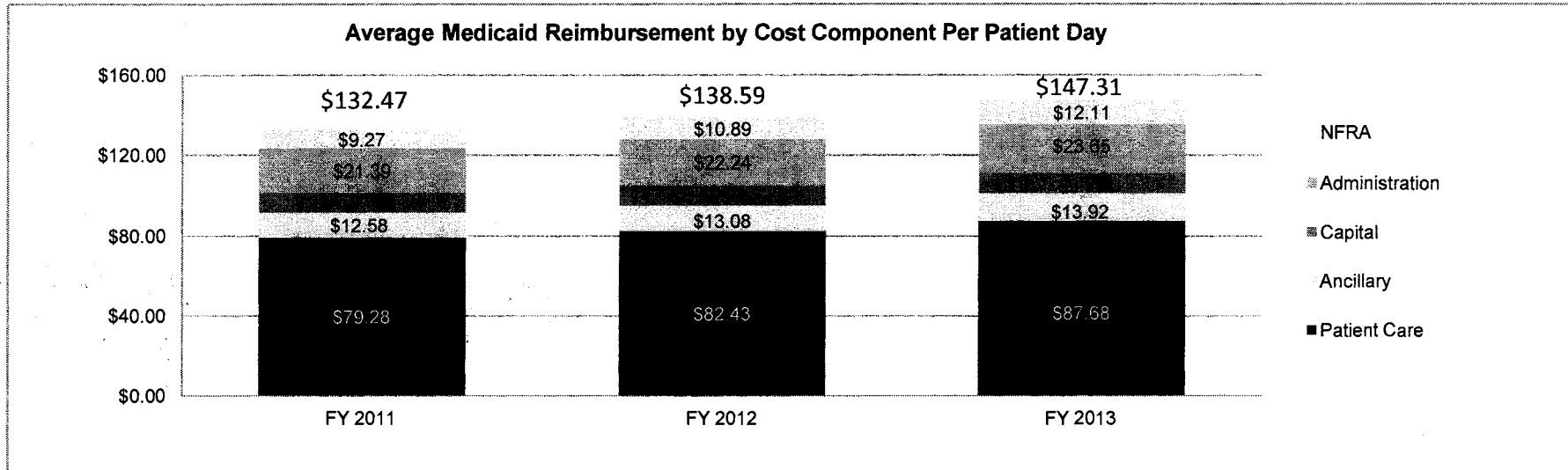


Provide adequate reimbursement to ensure MO HealthNet participants have sufficient access to care. In the past three state fiscal years, at least 27% of nursing facility beds were unoccupied. There are a sufficient number of beds available to care for MO HealthNet participants.

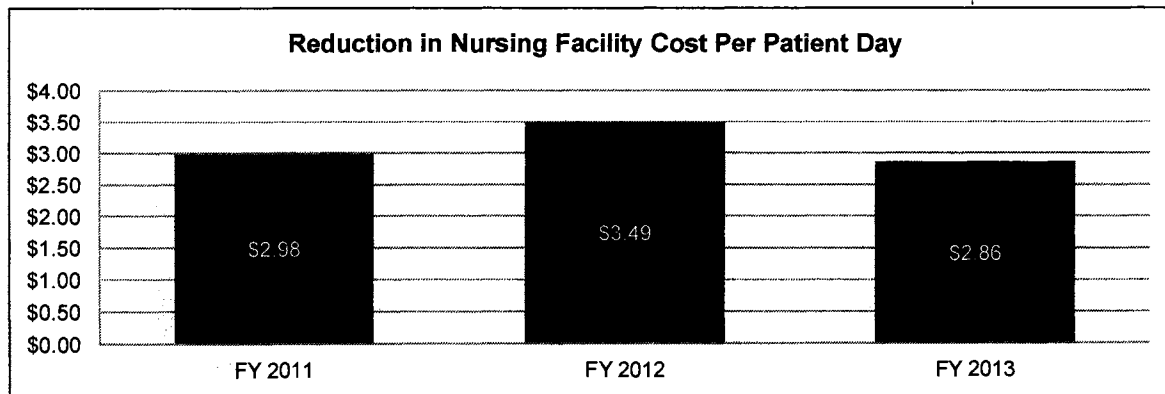


**7b. Provide an efficiency measure.**

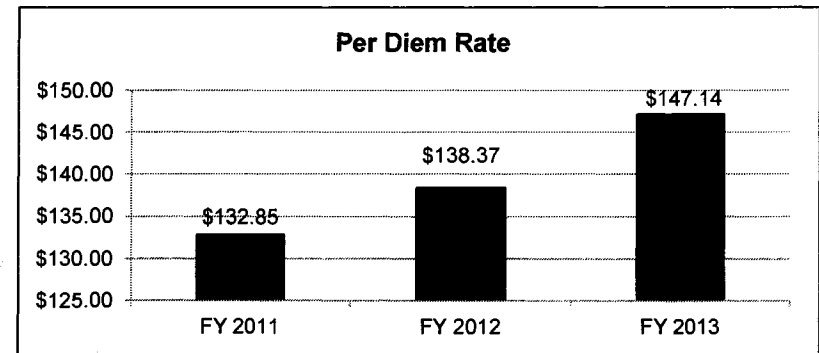
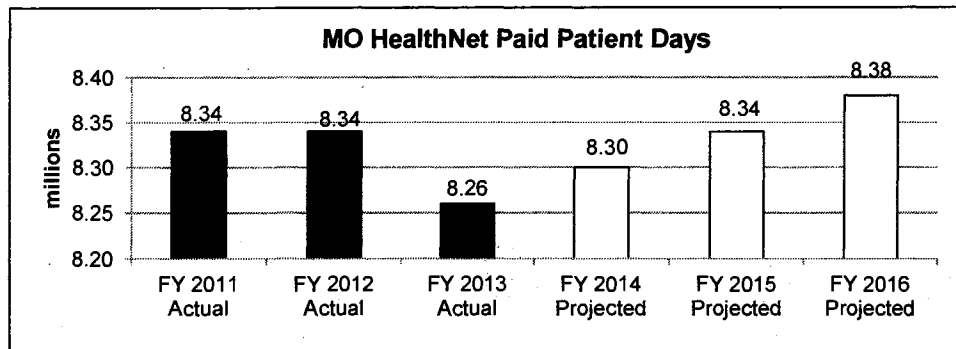
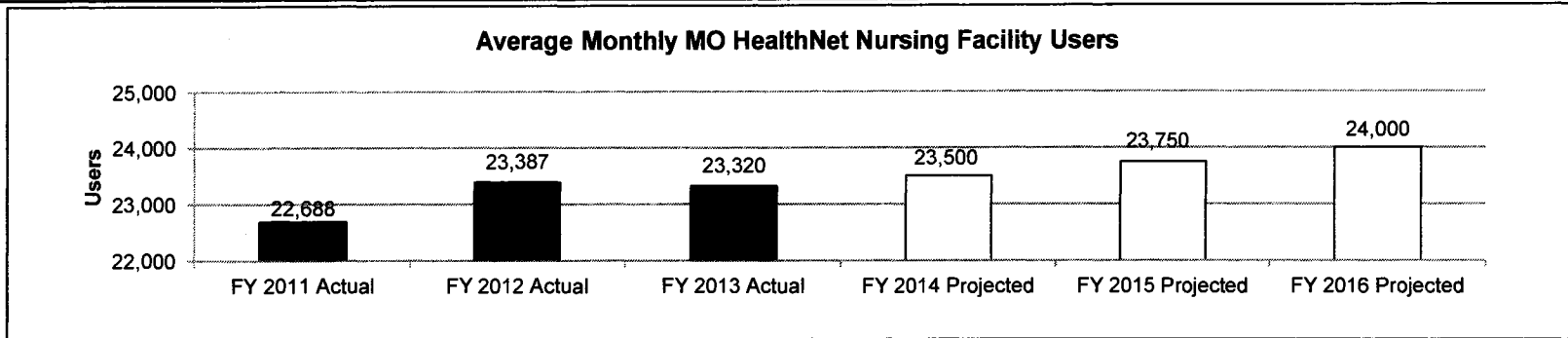
Target and encourage quality patient care through the nursing facility reimbursement methodology. In the past three state fiscal years, more than 50% of the average Medicaid reimbursement rate is related to patient care.



Ensure nursing facility costs included in determining MO HealthNet reimbursement are allowable by performing audits of the provider's cost reports. During the past three state fiscal years, an average of over \$3.11 of nursing facility costs per patient day were disallowed as a result of MHD audits.



**7c. Provide the number of clients/individuals served, if applicable.**



**7d. Provide a customer satisfaction measure, if available.**

N/A





**DECISION ITEM SUMMARY**

Budget Unit	FY 2013	FY 2013	FY 2014	FY 2014	FY 2015	FY 2015	FY 2015	FY 2015
Decision Item	ACTUAL	ACTUAL	BUDGET	BUDGET	DEPT REQ	DEPT REQ	GOV REC	GOV REC
Budget Object Summary	DOLLAR	FTE	DOLLAR	FTE	DOLLAR	FTE	DOLLAR	FTE
Fund	DOLLAR	FTE	DOLLAR	FTE	DOLLAR	FTE	DOLLAR	FTE
<b>HOME HEALTH</b>								
<b>CORE</b>								
PROGRAM-SPECIFIC								
GENERAL REVENUE	2,649,210	0.00	2,305,703	0.00	2,305,703	0.00	2,253,191	0.00
TITLE XIX-FEDERAL AND OTHER	3,617,637	0.00	3,998,892	0.00	3,998,892	0.00	3,998,892	0.00
HEALTH INITIATIVES	154,526	0.00	159,305	0.00	159,305	0.00	159,305	0.00
TOTAL - PD	6,421,373	0.00	6,463,900	0.00	6,463,900	0.00	6,411,388	0.00
<b>TOTAL</b>	<b>6,421,373</b>	<b>0.00</b>	<b>6,463,900</b>	<b>0.00</b>	<b>6,463,900</b>	<b>0.00</b>	<b>6,411,388</b>	<b>0.00</b>
<b>MHD Cost to Continue - 1886008</b>								
PROGRAM-SPECIFIC								
GENERAL REVENUE	0	0.00	0	0.00	155,671	0.00	0	0.00
TITLE XIX-FEDERAL AND OTHER	0	0.00	0	0.00	246,221	0.00	0	0.00
TOTAL - PD	0	0.00	0	0.00	401,892	0.00	0	0.00
<b>TOTAL</b>	<b>0</b>	<b>0.00</b>	<b>0</b>	<b>0.00</b>	<b>401,892</b>	<b>0.00</b>	<b>0</b>	<b>0.00</b>
<b>FMAP Adjustment - 1886018</b>								
PROGRAM-SPECIFIC								
TITLE XIX-FEDERAL AND OTHER	0	0.00	0	0.00	0	0.00	79,506	0.00
TOTAL - PD	0	0.00	0	0.00	0	0.00	79,506	0.00
<b>TOTAL</b>	<b>0</b>	<b>0.00</b>	<b>0</b>	<b>0.00</b>	<b>0</b>	<b>0.00</b>	<b>79,506</b>	<b>0.00</b>
<b>Medicaid expansion - 1886019</b>								
PROGRAM-SPECIFIC								
GENERAL REVENUE	0	0.00	0	0.00	0	0.00	(180,644)	0.00
TITLE XIX-FEDERAL AND OTHER	0	0.00	0	0.00	0	0.00	(516,410)	0.00
TOTAL - PD	0	0.00	0	0.00	0	0.00	(697,054)	0.00
<b>TOTAL</b>	<b>0</b>	<b>0.00</b>	<b>0</b>	<b>0.00</b>	<b>0</b>	<b>0.00</b>	<b>(697,054)</b>	<b>0.00</b>
<b>Long Term Care Rate Increase - 1886020</b>								
PROGRAM-SPECIFIC								
GENERAL REVENUE	0	0.00	0	0.00	0	0.00	37,925	0.00

**DECISION ITEM SUMMARY**

Budget Unit								
Decision Item	FY 2013	FY 2013	FY 2014	FY 2014	FY 2015	FY 2015	FY 2015	FY 2015
Budget Object Summary	ACTUAL	ACTUAL	BUDGET	BUDGET	DEPT REQ	DEPT REQ	GOV REC	GOV REC
Fund	DOLLAR	FTE	DOLLAR	FTE	DOLLAR	FTE	DOLLAR	FTE
<b>HOME HEALTH</b>								
Long Term Care Rate Increase - 1886020								
PROGRAM-SPECIFIC								
TITLE XIX-FEDERAL AND OTHER	0	0.00	0	0.00	0	0.00	64,839	0.00
TOTAL - PD	0	0.00	0	0.00	0	0.00	102,764	0.00
<b>TOTAL</b>	<b>0</b>	<b>0.00</b>	<b>0</b>	<b>0.00</b>	<b>0</b>	<b>0.00</b>	<b>102,764</b>	<b>0.00</b>
<b>GRAND TOTAL</b>	<b>\$6,421,373</b>	<b>0.00</b>	<b>\$6,463,900</b>	<b>0.00</b>	<b>\$6,865,792</b>	<b>0.00</b>	<b>\$5,896,604</b>	<b>0.00</b>

**CORE DECISION ITEM**

Department: Social Services  
 Division: MO HealthNet  
 Core: Home Health

Budget Unit: 90564C

**1. CORE FINANCIAL SUMMARY**

	FY 2015 Budget Request			
	GR	Federal	Other	Total
PS				
EE				
PSD	2,305,703	3,998,892	159,305	6,463,900
TRF				
<b>Total</b>	<b>2,305,703</b>	<b>3,998,892</b>	<b>159,305</b>	<b>6,463,900</b>

	FY 2015 Governor's Recommendation			
	GR	Federal	Other	Total
PS				
EE				
PSD	2,253,191	3,998,892	159,305	6,411,388
TRF				
<b>Total</b>	<b>2,253,191</b>	<b>3,998,892</b>	<b>159,305</b>	<b>6,411,388</b>

FTE 0.00

FTE 0.00

<i>Est. Fringe</i>	0	0	0	0
--------------------	---	---	---	---

*Note: Fringes budgeted in House Bill 5 except for certain fringes budgeted directly to MoDOT, Highway Patrol, and Conservation.*

<i>Est. Fringe</i>	0	0	0	0
--------------------	---	---	---	---

*Note: Fringes budgeted in House Bill 5 except for certain fringes budgeted directly to MoDOT, Highway Patrol, and Conservation.*

Other Funds: Health Initiatives Fund (HIF) (0275)

Other Funds Health Initiatives Fund (HIF) (0275)

**2. CORE DESCRIPTION**

This core request is for on-going funding for payments for services provided through the Home Health program for the fee-for-service MO HealthNet population. This program is designed to help a MO HealthNet participant remain in their home instead of seeking institutional care. In those regions of the state where MO HealthNet Managed Care has been implemented, participants have Home Health services available through the MO HealthNet Managed Care health plans.

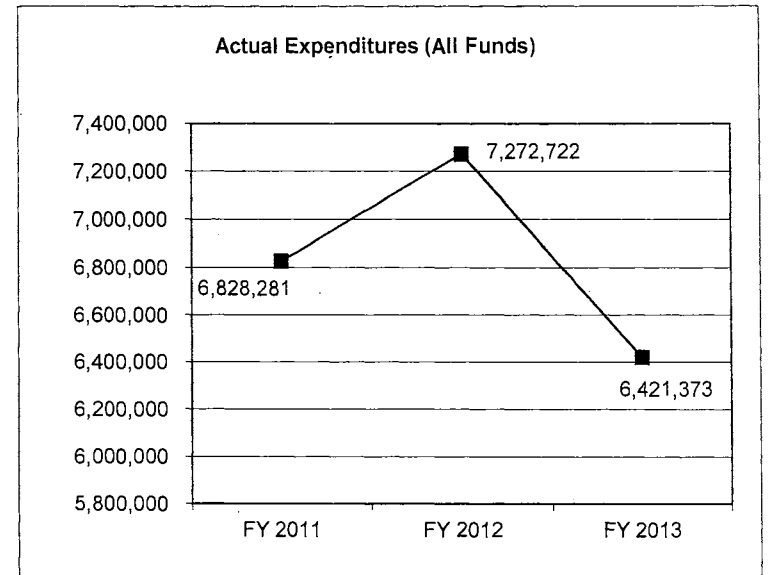
**3. PROGRAM LISTING (list programs included in this core funding)**

Home Health Services

**4. FINANCIAL HISTORY**

	FY 2011 Actual	FY 2012 Actual	FY 2013 Actual	FY 2014 Current Yr.
Appropriation (All Funds)	7,083,897	7,369,496	7,369,496	6,463,900
Less Reverted (All Funds)	(4,779)	(4,779)	(4,779)	N/A
Budget Authority (All Funds)	6,857,704	7,364,717	7,364,717	N/A
Actual Expenditures (All Funds)	6,828,281	7,272,722	6,421,373	N/A
Unexpended (All Funds)	29,423	91,995	943,344	N/A
Unexpended, by Fund:				
General Revenue	0	32,181	0	N/A
Federal	250,837	43,484	943,344	N/A
Other	0	16,330	0	N/A

(1)



Reverted includes Governor's standard 3 percent reserve (when applicable) and any extraordinary withholdings.

**NOTES:**

(1) FY11 Expenditures of \$115,201 were paid from the Supplemental Pool.

**CORE RECONCILIATION DETAIL**

STATE  
HOME HEALTH

**5. CORE RECONCILIATION DETAIL**

	Budget Class	FTE	GR	Federal	Other	Total	Explanation
<b>TAFP AFTER VETOES</b>							
	PD	0.00	2,305,703	3,998,892	159,305	6,463,900	
	<b>Total</b>	<b>0.00</b>	<b>2,305,703</b>	<b>3,998,892</b>	<b>159,305</b>	<b>6,463,900</b>	
<b>DEPARTMENT CORE REQUEST</b>							
	PD	0.00	2,305,703	3,998,892	159,305	6,463,900	
	<b>Total</b>	<b>0.00</b>	<b>2,305,703</b>	<b>3,998,892</b>	<b>159,305</b>	<b>6,463,900</b>	
<b>GOVERNOR'S ADDITIONAL CORE ADJUSTMENTS</b>							
Core Reallocation	1980 1797	PD	0.00	(52,512)	0	0	(52,512)
<b>NET GOVERNOR CHANGES</b>			<b>0.00</b>	<b>(52,512)</b>	<b>0</b>	<b>0</b>	<b>(52,512)</b>
<b>GOVERNOR'S RECOMMENDED CORE</b>							
	PD	0.00	2,253,191	3,998,892	159,305	6,411,388	
	<b>Total</b>	<b>0.00</b>	<b>2,253,191</b>	<b>3,998,892</b>	<b>159,305</b>	<b>6,411,388</b>	

**DECISION ITEM DETAIL**

Budget Unit	FY 2013	FY 2013	FY 2014	FY 2014	FY 2015	FY 2015	FY 2015	FY 2015
Decision Item	ACTUAL	ACTUAL	BUDGET	BUDGET	DEPT REQ	DEPT REQ	GOV REC	GOV REC
Budget Object Class	DOLLAR	FTE	DOLLAR	FTE	DOLLAR	FTE	DOLLAR	FTE
HOME HEALTH								
CORE								
PROGRAM DISTRIBUTIONS	6,421,373	0.00	6,463,900	0.00	6,463,900	0.00	6,411,388	0.00
TOTAL - PD	6,421,373	0.00	6,463,900	0.00	6,463,900	0.00	6,411,388	0.00
GRAND TOTAL	\$6,421,373	0.00	\$6,463,900	0.00	\$6,463,900	0.00	\$6,411,388	0.00
GENERAL REVENUE	\$2,649,210	0.00	\$2,305,703	0.00	\$2,305,703	0.00	\$2,253,191	0.00
FEDERAL FUNDS	\$3,617,637	0.00	\$3,998,892	0.00	\$3,998,892	0.00	\$3,998,892	0.00
OTHER FUNDS	\$154,526	0.00	\$159,305	0.00	\$159,305	0.00	\$159,305	0.00

## PROGRAM DESCRIPTION

**Department:** Social Services  
**Program Name:** Home Health  
**Program is found in the following core budget(s):** Home Health

**1. What does this program do?**

Home Health services provide primarily medically oriented treatment or supervision on an intermittent basis to individuals with an acute illness which can be therapeutically managed at home. Prior to October 1, 2010, individuals were required to be homebound to receive Home Health Program services. The homebound requirement was removed effective October 1, 2010. Home Health care follows a written plan of treatment established and reviewed every 60 days by a physician. Services included in the Home Health benefit are skilled nursing, home health aide, physical, occupational and speech therapies, and supplies. Participants who are eligible under aid categories for children, pregnant women, or blind individuals are eligible for physical, occupational and speech therapy provided through Home Health. Therapy must be reasonable and necessary for restoration to an optimal level of functioning following an injury or illness.

Home Health services are reimbursed on a per visit basis. A visit is a personal contact for a period of time not to exceed three hours in a client's home. Payment for the visit is the lower of the provider's actual billed charge or the state MO HealthNet agency established capped amount. The current MO HealthNet cap is \$64.15. Home Health is a mandatory service added to the MO HealthNet program in July 1972. The program serves participants throughout the state.

**2. What is the authorization for this program, i.e., federal or state statute, etc.? (Include the federal program number, if applicable.)**

State statute: RSMo. 208.152; Federal law: Social Security Act Section 1905(a)(24), 1905(a)(7) and 1915(c);  
 Federal Regulations: 42 CFR 440.170(f), 440.210, 440.130 and 440.180 and 460. Social Security Act Sections: 1894, 1905(a) and 1934

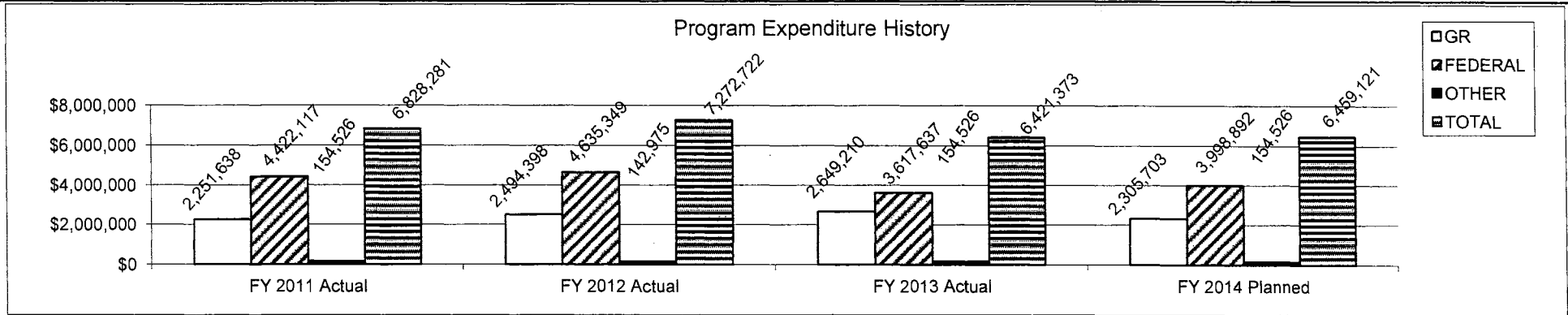
**3. Are there federal matching requirements? If yes, please explain.**

States can earn the federal medical assistance percentage (FMAP) on MO HealthNet program expenditures. The Social Security Act requires the Secretary of Health and Human Services to calculate and publish the actual FMAP each year. The FMAP is calculated using economic indicators from states and the nation as a whole. Generally, Missouri's FMAP for FY14 is blended 61.865% federal match. The state matching requirement is 38.135%.

**4. Is this a federally mandated program? If yes, please explain.**

Home Health is a mandatory Medicaid program.

**5. Provide actual expenditures for the prior three fiscal years and planned expenditures for the current fiscal year.**



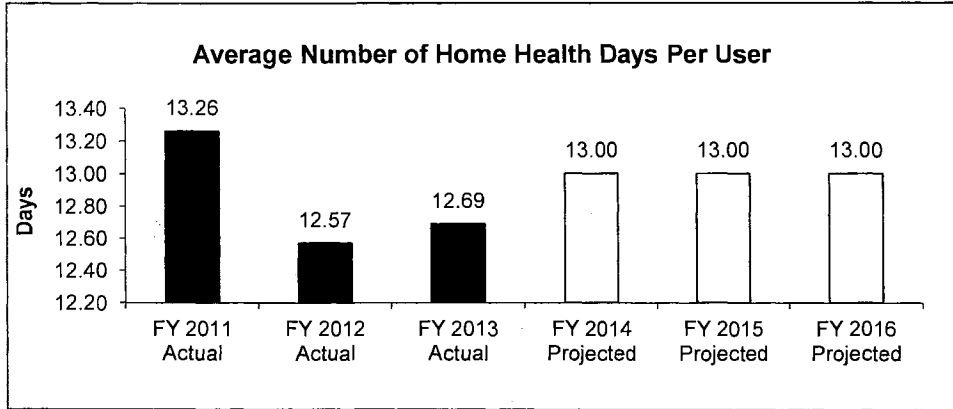
FY 2014 planned is net of reverted. Reverted: \$4,779 Other Funds

**6. What are the sources of the "Other" funds?**

Health Initiatives Fund (0275).

**7a. Provide an effectiveness measure.**

Home health plans are reviewed every 60 days. Providing health care at home is less costly than providing care in the hospital.



**User Count by Number of Days**

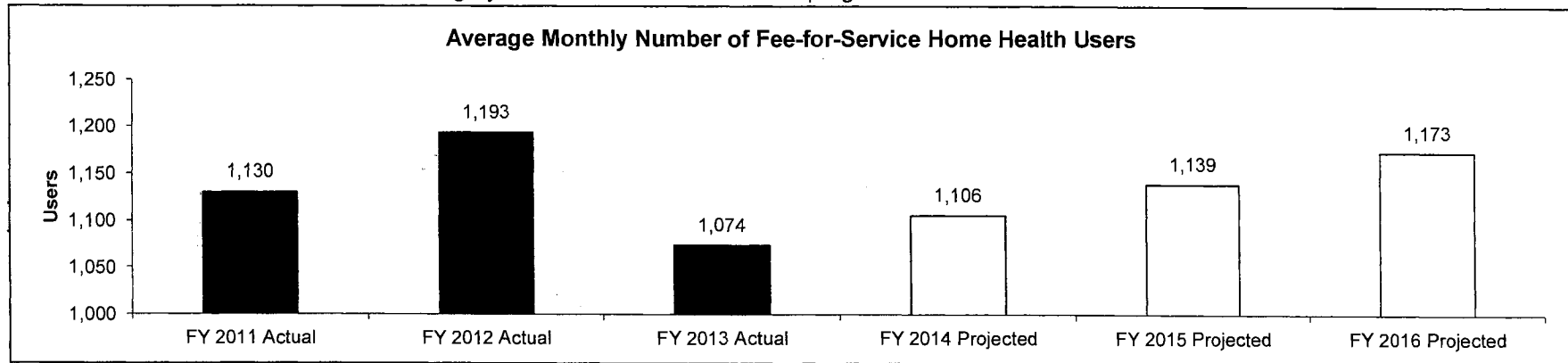
FY	0-60	61-90	91-120	121+	Total
2011 Actual	6,150	73	31	42	6,296
2012 Actual	6,610	58	22	27	6,717
2013 Actual	6,795	72	33	48	6,948
2014 Projected	6,999	74	34	49	7,156
2015 Projected	7,209	76	35	51	7,371
2016 Projected	7,425	79	36	52	7,592

**7b. Provide an efficiency measure.**

N/A

**7c. Provide the number of clients/individuals served, if applicable.**

Home Health skilled nurse visits and home health aide services are available to all MO HealthNet population. Home health therapy services are limited to children and individuals in a category of assistance for the blind or pregnant.



**7d. Provide a customer satisfaction measure, if available.**

N/A





**DECISION ITEM SUMMARY**

Budget Unit	FY 2013	FY 2013	FY 2014	FY 2014	FY 2015	FY 2015	FY 2015	FY 2015
Decision Item	ACTUAL	ACTUAL	BUDGET	BUDGET	DEPT REQ	DEPT REQ	GOV REC	GOV REC
Budget Object Summary	DOLLAR	FTE	DOLLAR	FTE	DOLLAR	FTE	DOLLAR	FTE
Fund								
<b>PACE</b>								
<b>CORE</b>								
PROGRAM-SPECIFIC								
GENERAL REVENUE	2,544,136	0.00	2,545,837	0.00	2,545,837	0.00	2,534,422	0.00
TITLE XIX-FEDERAL AND OTHER	4,109,193	0.00	4,129,886	0.00	4,129,886	0.00	4,129,886	0.00
TOTAL - PD	6,653,329	0.00	6,675,723	0.00	6,675,723	0.00	6,664,308	0.00
<b>TOTAL</b>	<b>6,653,329</b>	<b>0.00</b>	<b>6,675,723</b>	<b>0.00</b>	<b>6,675,723</b>	<b>0.00</b>	<b>6,664,308</b>	<b>0.00</b>
<b>MHD Cost to Continue - 1886008</b>								
PROGRAM-SPECIFIC								
GENERAL REVENUE	0	0.00	0	0.00	190,250	0.00	0	0.00
TITLE XIX-FEDERAL AND OTHER	0	0.00	0	0.00	308,826	0.00	308,826	0.00
TOTAL - PD	0	0.00	0	0.00	499,076	0.00	308,826	0.00
<b>TOTAL</b>	<b>0</b>	<b>0.00</b>	<b>0</b>	<b>0.00</b>	<b>499,076</b>	<b>0.00</b>	<b>308,826</b>	<b>0.00</b>
<b>FMAP Adjustment - 1886018</b>								
PROGRAM-SPECIFIC								
TITLE XIX-FEDERAL AND OTHER	0	0.00	0	0.00	0	0.00	82,161	0.00
TOTAL - PD	0	0.00	0	0.00	0	0.00	82,161	0.00
<b>TOTAL</b>	<b>0</b>	<b>0.00</b>	<b>0</b>	<b>0.00</b>	<b>0</b>	<b>0.00</b>	<b>82,161</b>	<b>0.00</b>
<b>GRAND TOTAL</b>	<b>\$6,653,329</b>	<b>0.00</b>	<b>\$6,675,723</b>	<b>0.00</b>	<b>\$7,174,799</b>	<b>0.00</b>	<b>\$7,055,295</b>	<b>0.00</b>

**CORE DECISION ITEM**

Department: Social Services  
 Division: MO HealthNet  
 Core: Programs for All-Inclusive Care for the Elderly (PACE)

Budget Unit: 90568C

**1. CORE FINANCIAL SUMMARY**

	FY 2015 Budget Request			
	GR	Federal	Other	Total
PS				
EE				
PSD	2,545,837	4,129,886		6,675,723
TRF				
<b>Total</b>	<b>2,545,837</b>	<b>4,129,886</b>		<b>6,675,723</b>

	FY 2015 Governor's Recommendation			
	GR	Federal	Other	Total
PS				
EE				
PSD	2,534,422	4,129,886		6,664,308
TRF				
<b>Total</b>	<b>2,534,422</b>	<b>4,129,886</b>		<b>6,664,308</b>

FTE 0.00

FTE 0.00

<b>Est. Fringe</b>	0	0	0	0
<i>Note: Fringes budgeted in House Bill 5 except for certain fringes budgeted directly to MoDOT, Highway Patrol, and Conservation.</i>				

<b>Est. Fringe</b>	0	0	0	0
<i>Note: Fringes budgeted in House Bill 5 except for certain fringes budgeted directly to MoDOT, Highway Patrol, and Conservation.</i>				

Other Funds:

Other Funds:

**2. CORE DESCRIPTION**

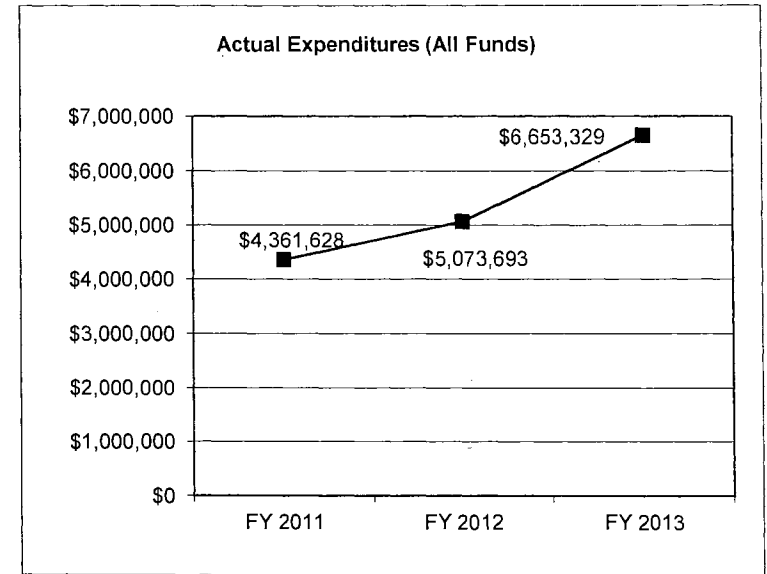
This core request is for on-going funding for payments for services provided through the PACE program. This program is designed to help a MO HealthNet participant remain in their home instead of seeking institutional care.

**3. PROGRAM LISTING (list programs included in this core funding)**

Programs for All-Inclusive Care for the Elderly (PACE)

**4. FINANCIAL HISTORY**

	<b>FY 2011 Actual</b>	<b>FY 2012 Actual</b>	<b>FY 2013 Actual</b>	<b>FY 2014 Current Yr.</b>
Appropriation (All Funds)	4,613,575	5,073,693	6,875,723	6,675,723
Less Reverted (All Funds)	0	0	(200,000)	N/A
Budget Authority (All Funds)	4,613,575	5,073,693	6,675,723	N/A
Actual Expenditures (All Funds)	4,361,628	5,073,693	6,653,329	N/A
Unexpended (All Funds)	251,947	0	22,394	N/A
Unexpended, by Fund:				
General Revenue	0	0	0	N/A
Federal	251,947	0	22,394	N/A
Other	0	0	0	N/A
	<b>(1)</b>	<b>(2)</b>	<b>(3)</b>	



Reverted includes Governor's standard 3 percent reserve (when applicable) and any extraordinary withholdings.

**NOTES:**

- (1) FY11 \$194,408 was paid out of the supplemental pool.
- (2) FY12 \$574,068 was paid out of the supplemental pool.
- (3) FY13 Core Restriction of \$200,000. Funding increase for a \$750 per month rate increase.

**CORE RECONCILIATION DETAIL**

STATE

PACE

**5. CORE RECONCILIATION DETAIL**

	<b>Budget Class</b>	<b>FTE</b>	<b>GR</b>	<b>Federal</b>	<b>Other</b>	<b>Total</b>	<b>Explanation</b>
<b>TAFP AFTER VETOES</b>							
	PD	0.00	2,545,837	4,129,886	0	6,675,723	
	<b>Total</b>	<b>0.00</b>	<b>2,545,837</b>	<b>4,129,886</b>	<b>0</b>	<b>6,675,723</b>	
<b>DEPARTMENT CORE REQUEST</b>							
	PD	0.00	2,545,837	4,129,886	0	6,675,723	
	<b>Total</b>	<b>0.00</b>	<b>2,545,837</b>	<b>4,129,886</b>	<b>0</b>	<b>6,675,723</b>	
<b>GOVERNOR'S ADDITIONAL CORE ADJUSTMENTS</b>							
Core Reallocation	1979 4422 PD	0.00	(11,415)	0	0	(11,415)	
	<b>NET GOVERNOR CHANGES</b>	<b>0.00</b>	<b>(11,415)</b>	<b>0</b>	<b>0</b>	<b>(11,415)</b>	
<b>GOVERNOR'S RECOMMENDED CORE</b>							
	PD	0.00	2,534,422	4,129,886	0	6,664,308	
	<b>Total</b>	<b>0.00</b>	<b>2,534,422</b>	<b>4,129,886</b>	<b>0</b>	<b>6,664,308</b>	

**DECISION ITEM DETAIL**

Budget Unit	FY 2013	FY 2013	FY 2014	FY 2014	FY 2015	FY 2015	FY 2015	FY 2015
Decision Item	ACTUAL	ACTUAL	BUDGET	BUDGET	DEPT REQ	DEPT REQ	GOV REC	GOV REC
Budget Object Class	DOLLAR	FTE	DOLLAR	FTE	DOLLAR	FTE	DOLLAR	FTE
<b>PACE</b>								
<b>CORE</b>								
PROGRAM DISTRIBUTIONS	6,653,329	0.00	6,675,723	0.00	6,675,723	0.00	6,664,308	0.00
TOTAL - PD	6,653,329	0.00	6,675,723	0.00	6,675,723	0.00	6,664,308	0.00
<b>GRAND TOTAL</b>	<b>\$6,653,329</b>	<b>0.00</b>	<b>\$6,675,723</b>	<b>0.00</b>	<b>\$6,675,723</b>	<b>0.00</b>	<b>\$6,664,308</b>	<b>0.00</b>
GENERAL REVENUE	\$2,544,136	0.00	\$2,545,837	0.00	\$2,545,837	0.00	\$2,534,422	0.00
FEDERAL FUNDS	\$4,109,193	0.00	\$4,129,886	0.00	\$4,129,886	0.00	\$4,129,886	0.00
OTHER FUNDS	\$0	0.00	\$0	0.00	\$0	0.00	\$0	0.00

## PROGRAM DESCRIPTION

**Department: Social Services**

**Program Name: Program of All Inclusive Care for the Elderly (PACE)**

**Program is found in the following core budget(s): PACE**

### 1. What does this program do?

The goal is to maximize each participant's potential and continued residence in the home and community by providing preventive primary care and supports to the individual while in the home and community. The PACE program helps the participant stay as independent as possible. The PACE organization is the individual's sole source provider guaranteeing access to services, but not to a specific provider.

The PACE organization provides a full range of preventive, primary, acute, and long-term care services 24 hours per day, 7 days per week. The PACE Center is open Monday through Friday 8 AM to 5 PM to offer services on-site in an adult day health center setting. The PACE organization also provides in-home services as deemed necessary by the PACE Interdisciplinary Team (IDT). All medical services the individual requires while enrolled in the PACE program are the financial responsibility of the PACE provider.

PACE combines adult day settings, home care, interdisciplinary teams, transportation systems, and capitated payment systems so that providers can respond to the unique needs of each frail, elderly individual served.

The Missouri Department of Social Services, MO HealthNet Division, is the state administering agency for the PACE program.

To be eligible to enroll in the PACE program individuals must be at least 55 years old, live in the PACE service area, have been certified by the Missouri Department of Health and Senior Services to have met the nursing home level of care of 21 points or higher, and be recommended by the PACE staff for PACE program services as the best option for their care.

At the time of enrollment, an individual must be able to live in a community setting without jeopardizing his or her health or safety.

Enrollment in the PACE program is always voluntary and participants have the option to return to the fee-for-service system at any time. Eligibility to enroll in the PACE program is not restricted to Medicare beneficiaries or MO HealthNet participants. A potential PACE enrollee may, but is not required to be entitled to Medicare Part A, enrolled under Medicare Part B, or eligible for MO HealthNet.

Attendance at the PACE center is determined by the interdisciplinary team and based on the needs and preferences of the participants. Some participants attend every day and some only 2-3 times per week. The PACE organization provides transportation to and from the PACE center each day the participant is scheduled to attend. Rates for PACE is either a Dual Rate of \$2,812 for Medicaid/Medicare participants or a MO HealthNet only rate of \$4,284. On average 81% of participants are at the dual rate.

### 2. What is the authorization for this program, i.e., federal or state statute, etc.? (Include the federal program number, if applicable.)

State statute: RSMo. 208.152 and 208.168; Federal Regulations: 42 CFR 460

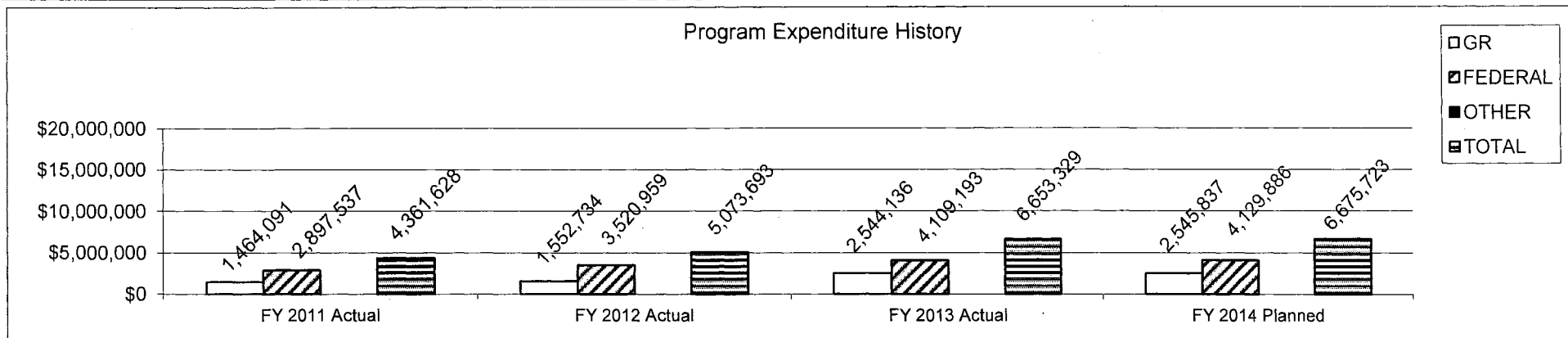
### 3. Are there federal matching requirements? If yes, please explain.

States can earn the federal medical assistance percentage (FMAP) on MO HealthNet program expenditures. The Social Security Act requires the Secretary of Health and Human Services to calculate and publish the actual FMAP each year. The FMAP is calculated using economic indicators from states and the nation as a whole. Generally, Missouri's FMAP for FY14 is blended 61.865% federal match. The state matching requirement is 38.135%

**4. Is this a federally mandated program? If yes, please explain.**

PACE is an optional program.

**5. Provide actual expenditures for the prior three fiscal years and planned expenditures for the current fiscal year.**



FY 2012 Actual does not reflect \$574,068 paid from supplemental pool.

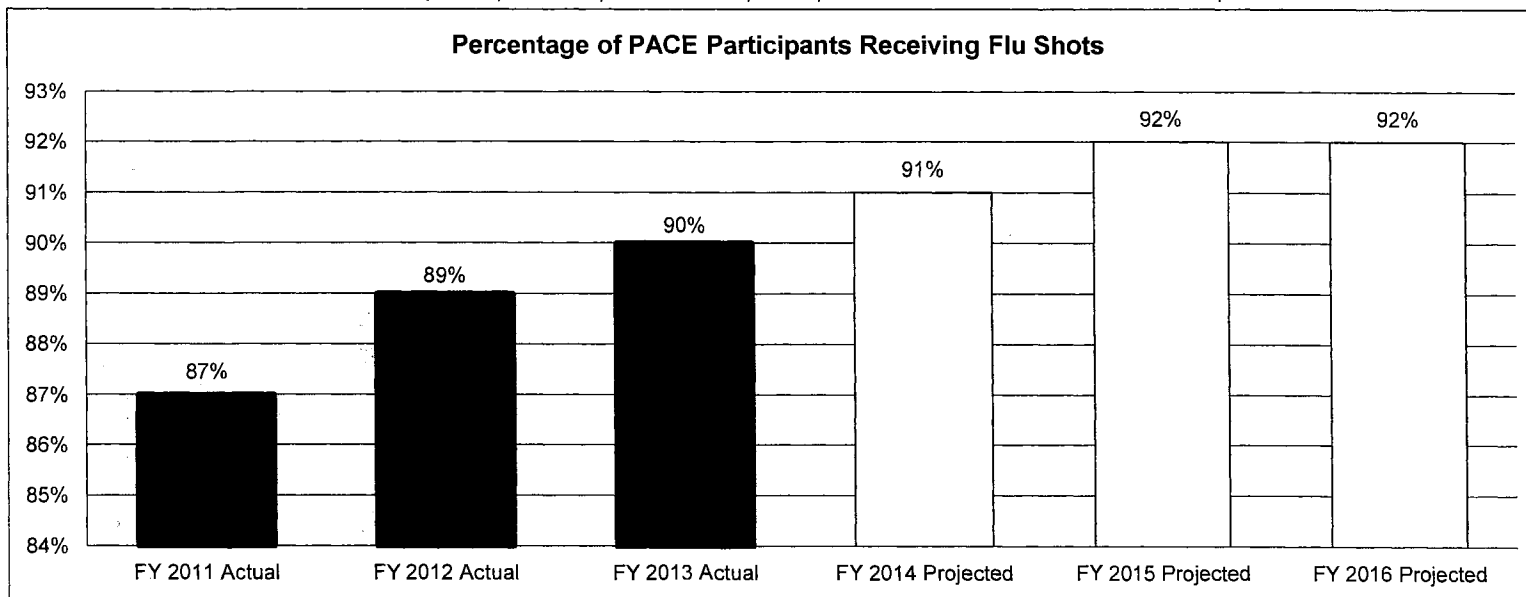
FY 2014 Planned is net of reserves.

**6. What are the sources of the "Other" funds?**

N/A

**7a. Provide an effectiveness measure.**

PACE offers flu shots to all of their participants to protect their participants from the flu and the serious problems it creates for the frail elderly.





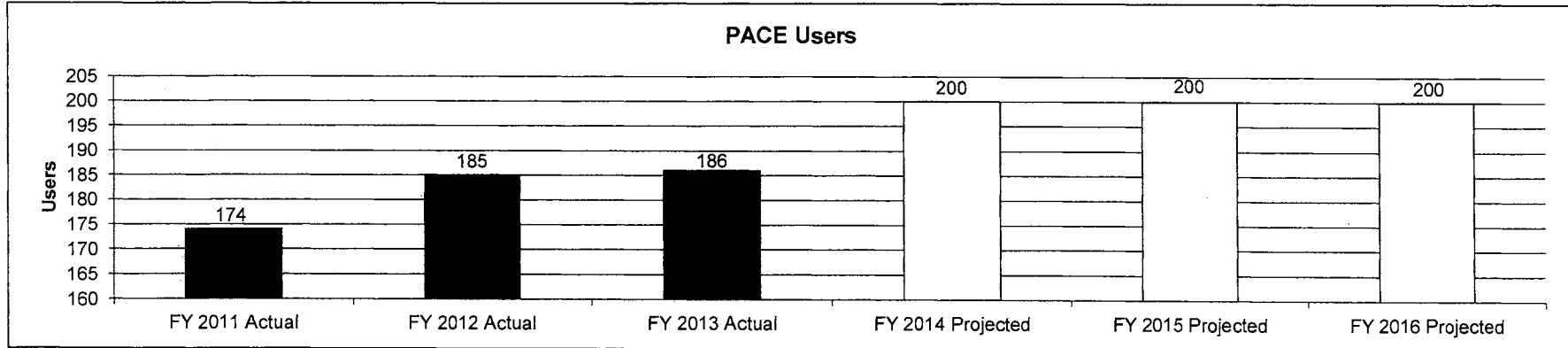
**7b. Provide an efficiency measure.**

The PACE program helps MO HealthNet participants remain in their homes instead of seeking institutional care under the fee-for-service program by helping them stay as independent as possible. While some PACE participants need to move into a Nursing Home, the participants remain enrolled in PACE, and the PACE provider is responsible for all services provided to these participants. A significant portion of PACE participants continue to live at home and receive services under the PACE program.

PACE Participants				
SFY	Users	Reside In NF	Reside in Their Home	% Reside in Home
2011 Actual	174	29	145	83%
2012 Actual	185	20	165	89%
2013 Actual	186	17	169	91%
2014 Projected	200	25	175	88%
2015 Projected	200	25	175	88%
2016 Projected	200	25	175	88%

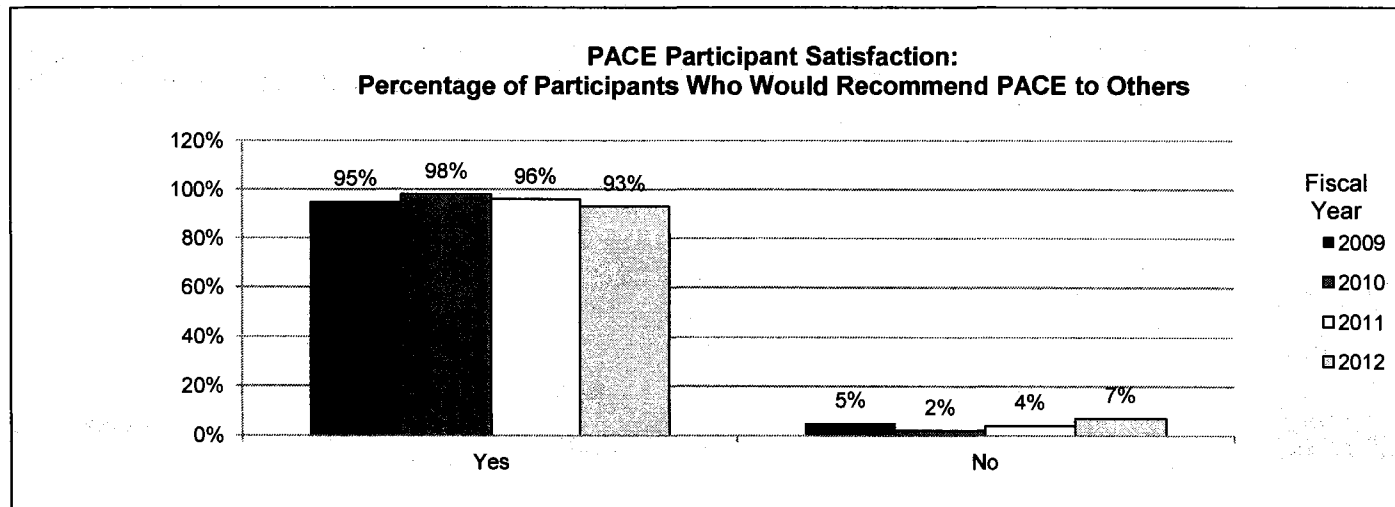
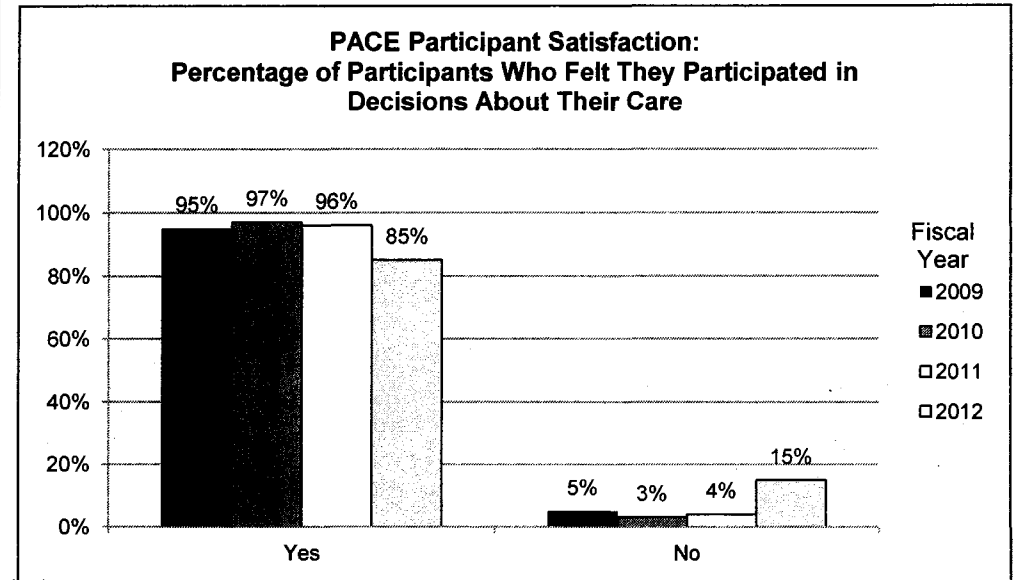
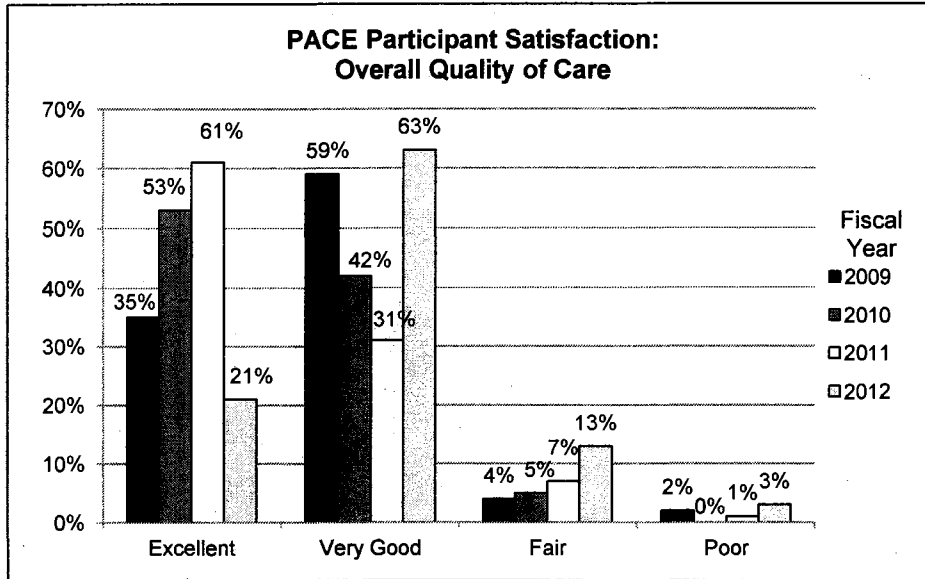
**7c. Provide the number of clients/individuals served, if applicable.**

Users include dual participants, MO HealthNet participants and Medicare-only participants.



**7d. Provide a customer satisfaction measure, if available.**

Alexian Brothers Community Services performs annual Participant Satisfaction Surveys.



**Long Term Support UPL  
Transfer**

**Long Term Support UPL  
Transfer**

**DECISION ITEM SUMMARY**

Budget Unit	FY 2013	FY 2013	FY 2014	FY 2014	FY 2015	FY 2015	FY 2015	FY 2015
Decision Item	ACTUAL	ACTUAL	BUDGET	BUDGET	DEPT REQ	DEPT REQ	GOV REC	GOV REC
Budget Object Summary	DOLLAR	FTE	DOLLAR	FTE	DOLLAR	FTE	DOLLAR	FTE
Fund	DOLLAR	FTE	DOLLAR	FTE	DOLLAR	FTE	DOLLAR	FTE
<b>LONG TERM SUPPORT UPL TRANSFER</b>								
<b>CORE</b>								
<b>FUND TRANSFERS</b>								
LONG-TERM SUPPORT UPL	0	0.00	10,990,982	0.00	10,990,982	0.00	10,990,982	0.00
TOTAL - TRF	0	0.00	10,990,982	0.00	10,990,982	0.00	10,990,982	0.00
<b>TOTAL</b>	<b>0</b>	<b>0.00</b>	<b>10,990,982</b>	<b>0.00</b>	<b>10,990,982</b>	<b>0.00</b>	<b>10,990,982</b>	<b>0.00</b>
<b>GRAND TOTAL</b>	<b>\$0</b>	<b>0.00</b>	<b>\$10,990,982</b>	<b>0.00</b>	<b>\$10,990,982</b>	<b>0.00</b>	<b>\$10,990,982</b>	<b>0.00</b>

**CORE DECISION ITEM**

Department: Social Services  
 Division: MO HealthNet  
 Core: Long Term Support UPL Transfer

Budget Unit 90545C

**1. CORE FINANCIAL SUMMARY**

	FY 2015 Budget Request			
	GR	Federal	Other	Total
PS				
EE				
PSD				
TRF			10,990,982	10,990,982
<b>Total</b>	<b>0</b>	<b>0</b>	<b>10,990,982</b>	<b>10,990,982</b>
FTE	0.00	0.00	0.00	0.00

	FY 2015 Governor's Recommendation			
	GR	Federal	Other	Total
PS				
EE				
PSD				
TRF			10,990,982	10,990,982
<b>Total</b>	<b>0</b>	<b>0</b>	<b>10,990,982</b>	<b>10,990,982</b>
FTE	0.00	0.00	0.00	0.00

<b>Est. Fringe</b>	0	0	0	0
--------------------	---	---	---	---

*Note: Fringes budgeted in House Bill 5 except for certain fringes budgeted directly to MoDOT, Highway Patrol, and Conservation.*

<b>Est. Fringe</b>	0	0	0	0
--------------------	---	---	---	---

*Note: Fringes budgeted in House Bill 5 except for certain fringes budgeted directly to MoDOT, Highway Patrol, and Conservation.*

Other Funds: Long Term Support UPL (0724)

Other Funds: Long Term Support UPL (0724)

**2. CORE DESCRIPTION**

Federal Medicaid regulation (42 CFR 433.51) allows state and local governmental units (including public providers) to transfer to the Medicaid agency the non-federal share of Medicaid payments. The amounts transferred are used as the state match to earn federal participation. These transfers allow the state to draw federal match for nursing facility provided by public entities.

**3. PROGRAM LISTING (list programs included in this core funding)**

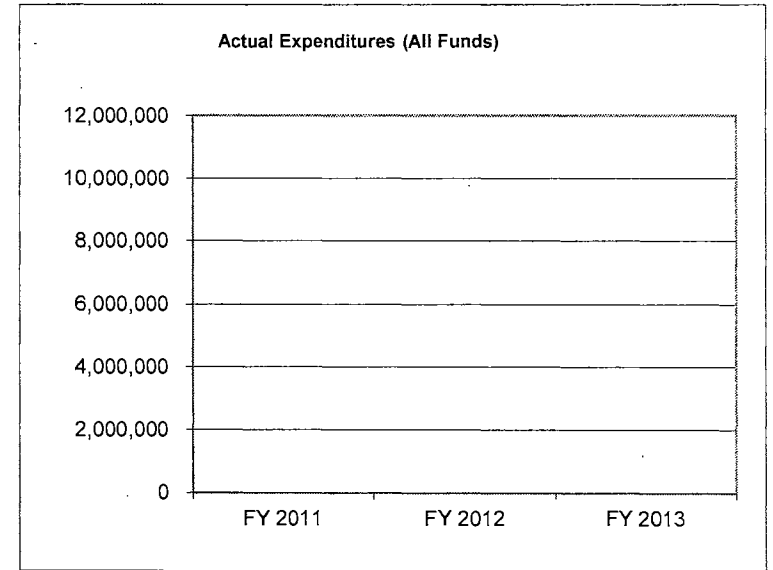
Long Term Support UPL

**CORE DECISION ITEM**

**Department:** Social Services  
**Division:** MO HealthNet  
**Core:** Long Term Support UPL Transfer

**4. FINANCIAL HISTORY**

	FY 2011 Actual	FY 2012 Actual	FY 2013 Actual	FY 2014 Current Yr.
Appropriation (All Funds)	0	0	10,990,982	10,990,982
Less Reverted (All Funds)	0	0	0	N/A
Budget Authority (All Funds)	0	0	10,990,982	N/A
Actual Expenditures (All Funds)	0	0	0	0
Unexpended (All Funds)	0	0	10,990,982	0
Unexpended, by Fund:				
General Revenue	0	0	0	0
Federal	0	0	0	0
Other	0	0	10,990,982	0
			(1)	



**NOTES:**

(1) Transfer not utilized in FY13.

**CORE RECONCILIATION DETAIL**

---

STATE

LONG TERM SUPPORT UPL TRANSFER

---

**5. CORE RECONCILIATION DETAIL**

---

	Budget Class	FTE	GR	Federal	Other	Total	Explanation
<b>TAFP AFTER VETOES</b>							
	TRF	0.00	0	0	10,990,982	10,990,982	
	<b>Total</b>	<b>0.00</b>	<b>0</b>	<b>0</b>	<b>10,990,982</b>	<b>10,990,982</b>	
<b>DEPARTMENT CORE REQUEST</b>							
	TRF	0.00	0	0	10,990,982	10,990,982	
	<b>Total</b>	<b>0.00</b>	<b>0</b>	<b>0</b>	<b>10,990,982</b>	<b>10,990,982</b>	
<b>GOVERNOR'S RECOMMENDED CORE</b>							
	TRF	0.00	0	0	10,990,982	10,990,982	
	<b>Total</b>	<b>0.00</b>	<b>0</b>	<b>0</b>	<b>10,990,982</b>	<b>10,990,982</b>	

**DECISION ITEM DETAIL**

Budget Unit	FY 2013	FY 2013	FY 2014	FY 2014	FY 2015	FY 2015	FY 2015	FY 2015
Decision Item	ACTUAL	ACTUAL	BUDGET	BUDGET	DEPT REQ	DEPT REQ	GOV REC	GOV REC
Budget Object Class	DOLLAR	FTE	DOLLAR	FTE	DOLLAR	FTE	DOLLAR	FTE
<b>LONG TERM SUPPORT UPL TRANSFER</b>								
<b>CORE</b>								
TRANSFERS OUT	0	0.00	10,990,982	0.00	10,990,982	0.00	10,990,982	0.00
TOTAL - TRF	0	0.00	10,990,982	0.00	10,990,982	0.00	10,990,982	0.00
<b>GRAND TOTAL</b>	<b>\$0</b>	<b>0.00</b>	<b>\$10,990,982</b>	<b>0.00</b>	<b>\$10,990,982</b>	<b>0.00</b>	<b>\$10,990,982</b>	<b>0.00</b>
GENERAL REVENUE	\$0	0.00	\$0	0.00	\$0	0.00	\$0	0.00
FEDERAL FUNDS	\$0	0.00	\$0	0.00	\$0	0.00	\$0	0.00
OTHER FUNDS	\$0	0.00	\$10,990,982	0.00	\$10,990,982	0.00	\$10,990,982	0.00



## PROGRAM DESCRIPTION

**Department:** Social Services

**Program Name:** Long Term Support UPL Transfer

**Program is found in the following core budget(s):** Long Term Support UPL Transfer

**1. What does this program do?**

Federal Medicaid regulation (42 CFR 433.51) allows state and local governmental units (including public providers) to transfer to the Medicaid agency the non-federal share of Medicaid payments. The amounts transferred are used as the state match to earn federal participation. This funding maximizes eligible state resources for federal Medicaid funds, utilizing current state and local funding sources as match for services.

**2. What is the authorization for this program, i.e., federal or state statute, etc.? (Include the federal program number, if applicable.)**

State statute: RSMo. 208.152, 208.153; Federal law: Social Security Act Sections 1905(a)(1) and (2)(d)(5)(h). Federal Regulations: 42 CFR 433.51 and 440.20.


**3. Are there federal matching requirements? If yes, please explain.**

No.

**4. Is this a federally mandated program? If yes, please explain.**

No.

**5. Provide actual expenditures for the prior three fiscal years and planned expenditures for the current fiscal year.**



**6. What are the sources of the "Other" funds?**

Long Term Support UPL (0724)

**7a. Provide an effectiveness measure.**

These transfers allow the state to draw federal match for nursing facility provided by public entities. Measures for nursing facility services are included in the nursing facility section.

**7b. Provide an efficiency measure.**

These transfers allow the state to draw federal match for nursing facility provided by public entities. Measures for nursing facility services are included in the nursing facility section.

**7c. Provide the number of clients/individuals served, if applicable.**

These transfers allow the state to draw federal match for nursing facility provided by public entities. Measures for nursing facility services are included in the nursing facility section.

**7d. Provide a customer satisfaction measure, if available.**

These transfers allow the state to draw federal match for nursing facility provided by public entities. Measures for nursing facility services are included in the nursing facility section.

**Long Term Supportn  
Payement**

**Long Term Support  
Payment**

**DECISION ITEM SUMMARY**

Budget Unit	FY 2013	FY 2013	FY 2014	FY 2014	FY 2015	FY 2015	FY 2015	FY 2015
Decision Item	ACTUAL	ACTUAL	BUDGET	BUDGET	DEPT REQ	DEPT REQ	GOV REC	GOV REC
Budget Object Summary	DOLLAR	FTE	DOLLAR	FTE	DOLLAR	FTE	DOLLAR	FTE
Fund								
<b>LONG TERM SUPPORT PAYMENTS</b>								
<b>CORE</b>								
PROGRAM-SPECIFIC								
TITLE XIX-FEDERAL AND OTHER	0	0.00	28,393,011	0.00	28,393,011	0.00	28,393,011	0.00
LONG-TERM SUPPORT UPL	0	0.00	17,502,101	0.00	17,502,101	0.00	17,502,101	0.00
TOTAL - PD	0	0.00	45,895,112	0.00	45,895,112	0.00	45,895,112	0.00
<b>TOTAL</b>	<b>0</b>	<b>0.00</b>	<b>45,895,112</b>	<b>0.00</b>	<b>45,895,112</b>	<b>0.00</b>	<b>45,895,112</b>	<b>0.00</b>
<b>GRAND TOTAL</b>	<b>\$0</b>	<b>0.00</b>	<b>\$45,895,112</b>	<b>0.00</b>	<b>\$45,895,112</b>	<b>0.00</b>	<b>\$45,895,112</b>	<b>0.00</b>

**CORE DECISION ITEM**

Department: Social Services  
 Division: MO HealthNet  
 Core: Long Term Support Payments

Budget Unit: 90548C

**1. CORE FINANCIAL SUMMARY**

	FY 2015 Budget Request			
	GR	Federal	Other	Total
PS				
EE				
PSD		28,383,118	17,511,994	45,895,112
TRF				
<b>Total</b>	<b>0</b>	<b>28,383,118</b>	<b>17,511,994</b>	<b>45,895,112</b>
FTE				0.00

	FY 2015 Governor's Recommendation			
	GR	Federal	Other	Total
PS				
EE				
PSD		28,393,011	17,502,101	45,895,112
TRF				
<b>Total</b>	<b>0</b>	<b>28,393,011</b>	<b>17,502,101</b>	<b>45,895,112</b>
FTE				0.00

<b>Est. Fringe</b>	0	0	0	0
<i>Note: Fringes budgeted in House Bill 5 except for certain fringes budgeted directly to MoDOT, Highway Patrol, and Conservation.</i>				

<b>Est. Fringe</b>	0	0	0	0
<i>Note: Fringes budgeted in House Bill 5 except for certain fringes budgeted directly to MoDOT, Highway Patrol, and Conservation.</i>				

Other Funds: Long Term Support UPL (0724)

Other Funds: Long Term Support UPL (0724)

**2. CORE DESCRIPTION**

For the purpose of paying publicly funded long-term care services and support contracts and funding supplemental payments for care in nursing facilities or other long term care services under the nursing facility upper payment limit.

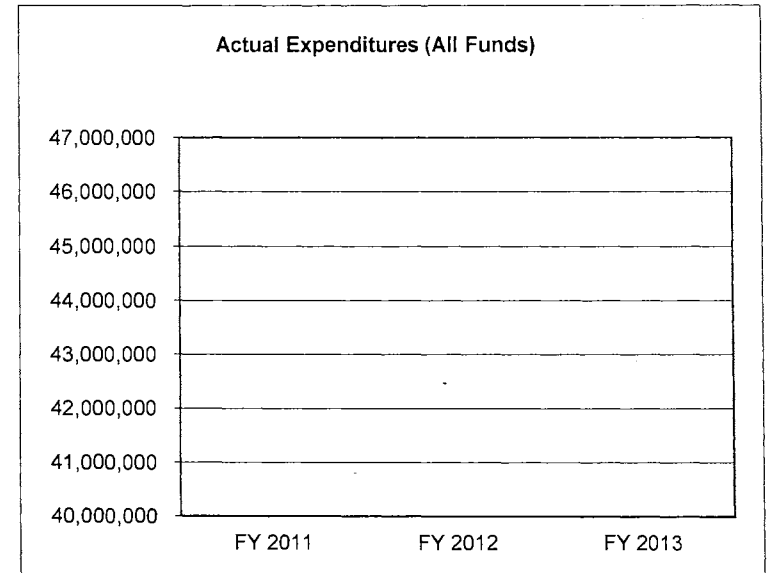
**3. PROGRAM LISTING (list programs included in this core funding)**

Long Term Support Payments

**4. FINANCIAL HISTORY**

	FY 2011 Actual	FY 2012 Actual	FY 2013 Actual	FY 2014 Current Yr.
Appropriation (All Funds)	0	0	45,895,112	45,895,112
Less Reverted (All Funds)	0	0	0	N/A
Budget Authority (All Funds)	0	0	45,895,112	N/A
Actual Expenditures (All Funds)	0	0	0	N/A
Unexpended (All Funds)	0	0	45,895,112	N/A
Unexpended, by Fund:				
General Revenue	0	0	0	N/A
Federal	0	0	28,393,011	N/A
Other	0	0	17,502,101	N/A

(1)



**NOTES:**

(1) FY13 Program was added

**CORE RECONCILIATION DETAIL**

**STATE**

**LONG TERM SUPPORT PAYMENTS**

**5. CORE RECONCILIATION DETAIL**

	<b>Budget Class</b>	<b>FTE</b>	<b>GR</b>	<b>Federal</b>	<b>Other</b>	<b>Total</b>	<b>Explanation</b>
<b>TAFP AFTER VETOES</b>							
	PD	0.00	0	28,393,011	17,502,101	45,895,112	
	<b>Total</b>	<b>0.00</b>	<b>0</b>	<b>28,393,011</b>	<b>17,502,101</b>	<b>45,895,112</b>	
<b>DEPARTMENT CORE REQUEST</b>							
	PD	0.00	0	28,393,011	17,502,101	45,895,112	
	<b>Total</b>	<b>0.00</b>	<b>0</b>	<b>28,393,011</b>	<b>17,502,101</b>	<b>45,895,112</b>	
<b>GOVERNOR'S RECOMMENDED CORE</b>							
	PD	0.00	0	28,393,011	17,502,101	45,895,112	
	<b>Total</b>	<b>0.00</b>	<b>0</b>	<b>28,393,011</b>	<b>17,502,101</b>	<b>45,895,112</b>	

**DECISION ITEM DETAIL**

Budget Unit	FY 2013	FY 2013	FY 2014	FY 2014	FY 2015	FY 2015	FY 2015	FY 2015
Decision Item	ACTUAL	ACTUAL	BUDGET	BUDGET	DEPT REQ	DEPT REQ	GOV REC	GOV REC
Budget Object Class	DOLLAR	FTE	DOLLAR	FTE	DOLLAR	FTE	DOLLAR	FTE
<b>LONG TERM SUPPORT PAYMENTS</b>								
<b>CORE</b>								
PROGRAM DISTRIBUTIONS	0	0.00	45,895,112	0.00	45,895,112	0.00	45,895,112	0.00
TOTAL - PD	0	0.00	45,895,112	0.00	45,895,112	0.00	45,895,112	0.00
<b>GRAND TOTAL</b>	<b>\$0</b>	<b>0.00</b>	<b>\$45,895,112</b>	<b>0.00</b>	<b>\$45,895,112</b>	<b>0.00</b>	<b>\$45,895,112</b>	<b>0.00</b>
GENERAL REVENUE	\$0	0.00	\$0	0.00	\$0	0.00	\$0	0.00
FEDERAL FUNDS	\$0	0.00	\$28,393,011	0.00	\$28,393,011	0.00	\$28,393,011	0.00
OTHER FUNDS	\$0	0.00	\$17,502,101	0.00	\$17,502,101	0.00	\$17,502,101	0.00

## PROGRAM DESCRIPTION

**Department:** Social Services

**Program Name:** Long Term Support Payments

**Program is found in the following core budget(s):** Long Term Support Payments

**1. What does this program do?**

Establishing a partnership between privately owned long-term care facilities, and publicly operated long-term care related services, such as county nursing homes, allows Missouri to generate new federal revenue by having private nursing homes assume financial responsibility for publicly funded long term care services and supports. This shift in financial responsibility frees up public funding that can be used to access additional federal matching funds. The new dollars can be used to offset general revenue, increase reimbursement to providers of long term care and supports, as well as assist local governments to develop and maintain its long-term service delivery system.

**2. What is the authorization for this program, i.e., federal or state statute, etc.? (Include the federal program number, if applicable.)**

State statute: Federal Regulations: 42 CFR, 447.272

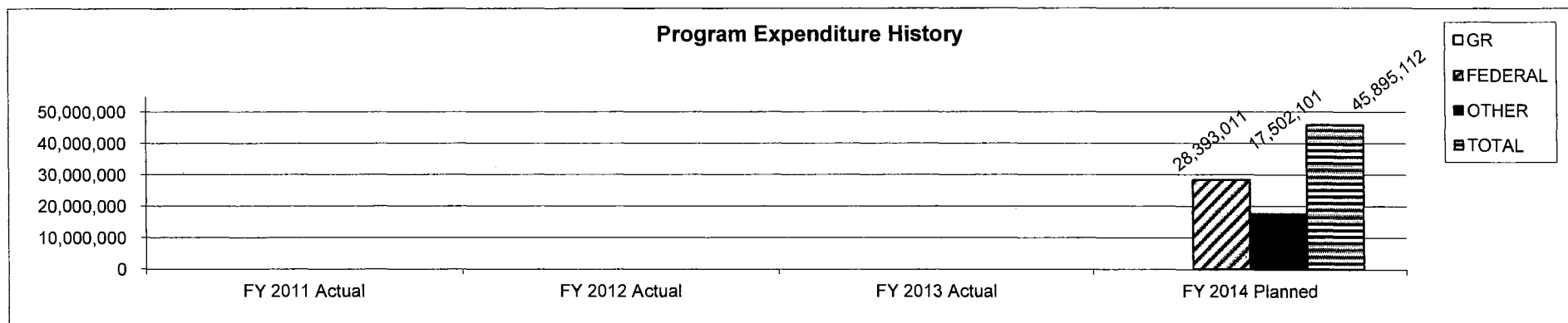
**3. Are there federal matching requirements? If yes, please explain.**

There will be federal matching requirements for allowable medicaid expenses.

**4. Is this a federally mandated program? If yes, please explain.**

No.

**5. Provide actual expenditures for the prior three fiscal years and planned expenditures for the current fiscal year.**



New program in FY 2013.

**6. What are the sources of the "Other" funds?**

Long Term Support UPL Fund (0724)

**7a. Provide an effectiveness measure.**

N/A

**7b. Provide an efficiency measure.**

N/A

**7c. Provide the number of clients/individuals served, if applicable.**

N/A

**7d. Provide a customer satisfaction measure, if available.**

N/A



Faint, illegible text or markings in the upper left corner of the page.

**Rehab & Specialty  
Services**

**Rehab & Specialty  
Services**

**DECISION ITEM SUMMARY**

Budget Unit									
Decision Item	FY 2013	FY 2013	FY 2014	FY 2014	FY 2015	FY 2015	FY 2015	FY 2015	FY 2015
Budget Object Summary	ACTUAL	ACTUAL	BUDGET	BUDGET	DEPT REQ	DEPT REQ	GOV REC	GOV REC	GOV REC
Fund	DOLLAR	FTE	DOLLAR	FTE	DOLLAR	FTE	DOLLAR	FTE	FTE
<b>REHAB AND SPECIALTY SERVICES</b>									
<b>CORE</b>									
<b>EXPENSE &amp; EQUIPMENT</b>									
GENERAL REVENUE	425,564	0.00	872,000	0.00	872,000	0.00	872,000	0.00	0.00
TITLE XIX-FEDERAL AND OTHER	30,593	0.00	844,000	0.00	844,000	0.00	844,000	0.00	0.00
TOTAL - EE	456,157	0.00	1,716,000	0.00	1,716,000	0.00	1,716,000	0.00	0.00
<b>PROGRAM-SPECIFIC</b>									
GENERAL REVENUE	85,400,526	0.00	85,819,317	0.00	85,819,317	0.00	78,681,364	0.00	0.00
TITLE XIX-FEDERAL AND OTHER	149,827,017	0.00	162,221,014	0.00	162,221,014	0.00	162,221,014	0.00	0.00
NURSING FACILITY FED REIM ALLW	1,414,043	0.00	1,414,043	0.00	1,414,043	0.00	1,414,043	0.00	0.00
HEALTH INITIATIVES	189,035	0.00	194,881	0.00	194,881	0.00	194,881	0.00	0.00
HEALTHY FAMILIES TRUST	831,745	0.00	831,745	0.00	831,745	0.00	831,745	0.00	0.00
AMBULANCE SERVICE REIMB ALLOW	16,962,080	0.00	18,018,381	0.00	18,018,381	0.00	18,018,381	0.00	0.00
TOTAL - PD	254,624,446	0.00	268,499,381	0.00	268,499,381	0.00	261,361,428	0.00	0.00
<b>TOTAL</b>	<b>255,080,603</b>	<b>0.00</b>	<b>270,215,381</b>	<b>0.00</b>	<b>270,215,381</b>	<b>0.00</b>	<b>263,077,428</b>	<b>0.00</b>	<b>0.00</b>
<b>Hospice Rate Increase - 1886011</b>									
<b>PROGRAM-SPECIFIC</b>									
GENERAL REVENUE	0	0.00	0	0.00	130,267	0.00	126,613	0.00	0.00
TITLE XIX-FEDERAL AND OTHER	0	0.00	0	0.00	212,811	0.00	216,465	0.00	0.00
TOTAL - PD	0	0.00	0	0.00	343,078	0.00	343,078	0.00	0.00
<b>TOTAL</b>	<b>0</b>	<b>0.00</b>	<b>0</b>	<b>0.00</b>	<b>343,078</b>	<b>0.00</b>	<b>343,078</b>	<b>0.00</b>	<b>0.00</b>
<b>FMAP Adjustment - 1886018</b>									
<b>PROGRAM-SPECIFIC</b>									
TITLE XIX-FEDERAL AND OTHER	0	0.00	0	0.00	0	0.00	7,210,737	0.00	0.00
TOTAL - PD	0	0.00	0	0.00	0	0.00	7,210,737	0.00	0.00
<b>TOTAL</b>	<b>0</b>	<b>0.00</b>	<b>0</b>	<b>0.00</b>	<b>0</b>	<b>0.00</b>	<b>7,210,737</b>	<b>0.00</b>	<b>0.00</b>
<b>Medicaid expansion - 1886019</b>									
<b>PROGRAM-SPECIFIC</b>									
GENERAL REVENUE	0	0.00	0	0.00	0	0.00	(1,485,382)	0.00	0.00

1/21/14 18:58

im\_disummary

**DECISION ITEM SUMMARY**

Budget Unit	FY 2013	FY 2013	FY 2014	FY 2014	FY 2015	FY 2015	FY 2015	FY 2015
Decision Item	ACTUAL	ACTUAL	BUDGET	BUDGET	DEPT REQ	DEPT REQ	GOV REC	GOV REC
Budget Object Summary	DOLLAR	FTE	DOLLAR	FTE	DOLLAR	FTE	DOLLAR	FTE
Fund	DOLLAR	FTE	DOLLAR	FTE	DOLLAR	FTE	DOLLAR	FTE
<b>REHAB AND SPECIALTY SERVICES</b>								
<b>Medicaid expansion - 1886019</b>								
PROGRAM-SPECIFIC								
AMBULANCE SERVICE REIMB ALLOW	0	0.00	0	0.00	0	0.00	(151,138)	0.00
TOTAL - PD	0	0.00	0	0.00	0	0.00	(1,636,520)	0.00
<b>TOTAL</b>	<b>0</b>	<b>0.00</b>	<b>0</b>	<b>0.00</b>	<b>0</b>	<b>0.00</b>	<b>(1,636,520)</b>	<b>0.00</b>
<b>Long Term Care Rate Increase - 1886020</b>								
PROGRAM-SPECIFIC								
GENERAL REVENUE	0	0.00	0	0.00	0	0.00	590,480	0.00
TITLE XIX-FEDERAL AND OTHER	0	0.00	0	0.00	0	0.00	1,009,520	0.00
TOTAL - PD	0	0.00	0	0.00	0	0.00	1,600,000	0.00
<b>TOTAL</b>	<b>0</b>	<b>0.00</b>	<b>0</b>	<b>0.00</b>	<b>0</b>	<b>0.00</b>	<b>1,600,000</b>	<b>0.00</b>
<b>GRAND TOTAL</b>	<b>\$255,080,603</b>	<b>0.00</b>	<b>\$270,215,381</b>	<b>0.00</b>	<b>\$270,558,459</b>	<b>0.00</b>	<b>\$270,594,723</b>	<b>0.00</b>

**CORE DECISION ITEM**

Department: Social Services  
 Division: MO HealthNet  
 Core: Rehab and Specialty Services

Budget Unit: 90550C

**1. CORE FINANCIAL SUMMARY**

	FY 2015 Budget Request			
	GR	Federal	Other	Total
PS				
EE	872,000	844,000		1,716,000
PSD	85,819,317	162,221,014	20,459,050	268,499,381
TRF				
<b>Total</b>	<b>86,691,317</b>	<b>163,065,014</b>	<b>20,459,050</b>	<b>270,215,381</b>
 FTE				 0.00

	FY 2015 Governor's Recommendation			
	GR	Federal	Other	Total
PS				
EE	872,000	844,000		1,716,000
PSD	78,681,364	162,221,014	20,459,050	261,361,428
TRF				
<b>Total</b>	<b>79,553,364</b>	<b>163,065,014</b>	<b>20,459,050</b>	<b>263,077,428</b>
 FTE				 0.00

<b>Est. Fringe</b>	0	0	0	0
--------------------	---	---	---	---

*Note: Fringes budgeted in House Bill 5 except for certain fringes budgeted directly to MoDOT, Highway Patrol, and Conservation.*

<b>Est. Fringe</b>	0	0	0	0
--------------------	---	---	---	---

*Note: Fringes budgeted in House Bill 5 except for certain fringes budgeted directly to MoDOT, Highway Patrol, and Conservation.*

Other Funds: Healthy Families Trust Fund (0625)  
 Health Initiatives Fund (HIF) (0275)  
 Nursing Facility Federal Reimbursement Allowance (NFFRA) (0196)  
 Ambulance Service Reimbursement Allowance (0958)

Other Funds: Healthy Families Trust Fund (0625)  
 Health Initiatives Fund (HIF) (0275)  
 Nursing Facility Federal Reimbursement Allowance (NFFRA) (0196)  
 Ambulance Service Reimbursement Allowance (0958)

**2. CORE DESCRIPTION**

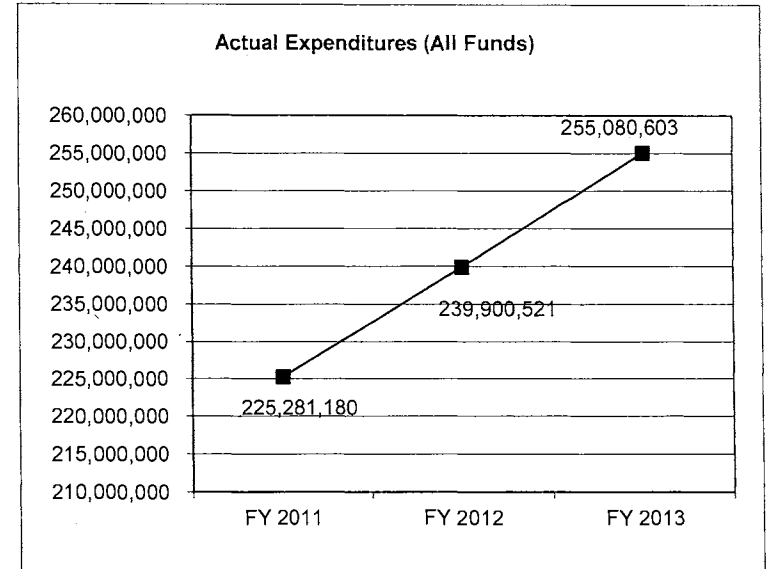
Funding provides Rehabilitation and Specialty services for the fee-for-service MO HealthNet population. The services funded from this core include: audiology/hearing aid; optical; durable medical equipment (DME); ambulance; rehabilitation center; hospice; diabetes self-management training; and comprehensive day rehabilitation. In those regions of the state where MO HealthNet Managed Care has been implemented, participants have Rehab and Specialty services available through the MO HealthNet Managed Care health plans.

**3. PROGRAM LISTING (list programs included in this core funding)**

Rehabilitation and Specialty Services

#### 4. FINANCIAL HISTORY

	FY 2011 Actual	FY 2012 Actual	FY 2013 Actual	FY 2014 Current Yr.
Appropriation (All Funds)	256,329,941	257,635,673	264,930,614	270,215,381
Less Reverted (All Funds)	(1,805,846)	(5,846)	(5,846)	N/A
Budget Authority (All Funds)	254,524,095	257,629,827	264,924,768	N/A
Actual Expenditures (All Funds)	225,281,180	239,900,521	255,080,603	N/A
Unexpended (All Funds)	29,242,915	17,729,306	9,844,165	N/A
Unexpended, by Fund:				
General Revenue	69,726	14,663	0	N/A
Federal	19,031,359	14,400,062	9,844,165	N/A
Other	10,141,830	3,314,581	0	N/A
	(1)	(2)	(3)	



Reverted includes Governor's standard 3 percent reserve (when applicable) and any extraordinary expenditure restrictions.

#### NOTES:

(1) FY11 Agency reserve of \$13,253,353: \$3,111,523 from Federal and \$10,141,830 from Ambulance Service Reimbursement Allowance. Expenditures of \$461,393 were paid from the Supplemental Pool.

(2) FY12 Agency reserve of \$2,966,830 from Ambulance Service Reimbursement Allowance. Expenditures of \$377,280 were paid from the Supplemental Pool.

(3) FY13 Estimated "E" appropriation for Ambulance Service Reimbursement Allowance removed in FY 2013. Supplemental increase of \$6,820,250 for Ambulance Service Reimbursement Allowance.

**4. FINANCIAL HISTORY**

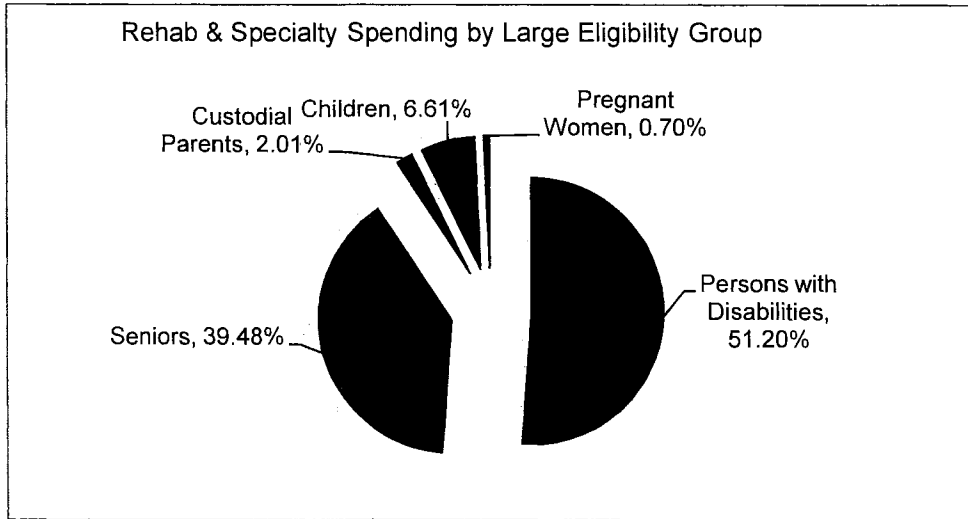
Cost Per Eligible - Per Member Per Month (PMPM)					
	Rehab & Specialty PMPM	Acute Care PMPM	Total PMPM	Rehab & Specialty Percentage of Acute	Rehab & Specialty Percentage of Total
PTD	\$60.23	\$980.77	\$1,753.82	6.14%	3.43%
Seniors	\$100.45	\$330.70	\$1,396.91	30.37%	7.19%
Custodial Parents	\$4.91	\$444.84	\$462.86	1.10%	1.06%
Children*	\$2.72	\$255.89	\$282.16	1.06%	0.96%
Pregnant Women	\$4.95	\$559.30	\$569.72	0.89%	0.87%

Source: Table 23 Medical Statistics for FY 13. (Paid Claims Data)  
 \* CHIP eligibles not included

The Cost per Eligible - Per Member Per Month (PMPM) table provides the total PMPM for each large eligibility group. Health care entities use per member per month calculations as a benchmark to monitor, assess, and manage health care costs. The PMPM metric provides MO HealthNet (MHD) management with a high level aggregate spending metric.

PMPM is calculated by dividing costs by the number of eligibles enrolled. Since caseload growth is accounted for when determining PMPM, the PMPM provides management with a better tool than just comparing overall increases in spending.

PMPM by eligibility group and type of service serves as a baseline for management to determine if cost control interventions are working as intended. Monitoring PMPM amounts allow tracking by a population so that a shift in services is reflected in one metric.



The PMPM table reflects the PMPM amounts for rehab services, acute care, and total. The acute care PMPM is made up of payments for the following services: inpatient, physician/lab/x-ray, outpatient/clinic, drugs, managed care payments, Medicare co-pay/deductibles and other acute services administered by MHD. It does **not** include nursing facilities, in-home services, mental health services and state institutions. By comparing the rehab and specialty PMPM to the acute care PMPM, MHD management can monitor the progress of interventions controlled by MHD management.

The Spending by Large Eligibility Group (left) shows the percentage of spending by each eligibility group for rehab and specialty services. It provides a snapshot of what eligibility groups are receiving the services, as well as the populations impacted by program changes.

Source: Table 23 Medical Statistics for FY 13. (Paid Claims Data)

**CORE RECONCILIATION DETAIL**

**STATE**  
**REHAB AND SPECIALTY SERVICES**

**5. CORE RECONCILIATION DETAIL**

	<b>Budget Class</b>	<b>FTE</b>	<b>GR</b>	<b>Federal</b>	<b>Other</b>	<b>Total</b>	<b>Explanation</b>
<b>TAFP AFTER VETOES</b>							
	EE	0.00	872,000	844,000	0	1,716,000	
	PD	0.00	85,819,317	162,221,014	20,459,050	268,499,381	
	<b>Total</b>	<b>0.00</b>	<b>86,691,317</b>	<b>163,065,014</b>	<b>20,459,050</b>	<b>270,215,381</b>	
<b>DEPARTMENT CORE REQUEST</b>							
	EE	0.00	872,000	844,000	0	1,716,000	
	PD	0.00	85,819,317	162,221,014	20,459,050	268,499,381	
	<b>Total</b>	<b>0.00</b>	<b>86,691,317</b>	<b>163,065,014</b>	<b>20,459,050</b>	<b>270,215,381</b>	
<b>GOVERNOR'S ADDITIONAL CORE ADJUSTMENTS</b>							
Core Reallocation	1975 8204 PD	0.00	(7,137,953)	0	0	(7,137,953)	
	<b>NET GOVERNOR CHANGES</b>	<b>0.00</b>	<b>(7,137,953)</b>	<b>0</b>	<b>0</b>	<b>(7,137,953)</b>	
<b>GOVERNOR'S RECOMMENDED CORE</b>							
	EE	0.00	872,000	844,000	0	1,716,000	
	PD	0.00	78,681,364	162,221,014	20,459,050	261,361,428	
	<b>Total</b>	<b>0.00</b>	<b>79,553,364</b>	<b>163,065,014</b>	<b>20,459,050</b>	<b>263,077,428</b>	

**DECISION ITEM DETAIL**

Budget Unit	FY 2013	FY 2013	FY 2014	FY 2014	FY 2015	FY 2015	FY 2015	FY 2015
Decision Item	ACTUAL	ACTUAL	BUDGET	BUDGET	DEPT REQ	DEPT REQ	GOV REC	GOV REC
Budget Object Class	DOLLAR	FTE	DOLLAR	FTE	DOLLAR	FTE	DOLLAR	FTE
<b>REHAB AND SPECIALTY SERVICES</b>								
<b>CORE</b>								
PROFESSIONAL SERVICES	456,157	0.00	1,716,000	0.00	1,716,000	0.00	1,716,000	0.00
TOTAL - EE	456,157	0.00	1,716,000	0.00	1,716,000	0.00	1,716,000	0.00
PROGRAM DISTRIBUTIONS	254,624,446	0.00	268,499,381	0.00	268,499,381	0.00	261,361,428	0.00
TOTAL - PD	254,624,446	0.00	268,499,381	0.00	268,499,381	0.00	261,361,428	0.00
<b>GRAND TOTAL</b>	<b>\$255,080,603</b>	<b>0.00</b>	<b>\$270,215,381</b>	<b>0.00</b>	<b>\$270,215,381</b>	<b>0.00</b>	<b>\$263,077,428</b>	<b>0.00</b>
GENERAL REVENUE	\$85,826,090	0.00	\$86,691,317	0.00	\$86,691,317	0.00	\$79,553,364	0.00
FEDERAL FUNDS	\$149,857,610	0.00	\$163,065,014	0.00	\$163,065,014	0.00	\$163,065,014	0.00
OTHER FUNDS	\$19,396,903	0.00	\$20,459,050	0.00	\$20,459,050	0.00	\$20,459,050	0.00



## PROGRAM DESCRIPTION

**Department: Social Services**

**Program Name: Rehab and Specialty Services**

**Program is found in the following core budget(s): Rehab and Specialty Services**

### 1. What does this program do?

Provides payment for audiology, optometric, durable medical equipment, ambulance, rehabilitation centers, hospice, comprehensive day rehabilitation and diabetes self-management training for MO HealthNet participants. Unless otherwise noted, the rehabilitation and specialty services are covered only for participants who are under the age of 21, pregnant women, blind persons, or nursing facility residents.

Audiology/Hearing Aid - This program is intended only to provide hearing aids and related covered services. Persons eligible for reimbursement of the MO HealthNet Hearing Aid Program services include eligible needy children or persons receiving MO HealthNet benefits under a category of assistance for pregnant women, the blind or nursing facility residents. Covered services include: audiological testing, hearing aids, ear molds, hearing aid fitting, hearing aid dispensing/evaluation, post-fitting evaluation, post-fitting adjustments, and hearing aid repairs. All hearing aids and related services must have prior approval except audiometric testing, post-fitting evaluation, post-fitting adjustment, and repairs to hearing aids no longer under warranty. An audiologist consultant gives prior authorization for the claims.

A participant is entitled to one new hearing aid and related services every four years. However, services for children under the EPSDT/HCY program are determined to be whatever is medically necessary. The EPSDT claims are reviewed by the consultant only if rejected by the computer system. Copay is a charge for a small portion of the cost of services and applies to individuals age 19 and over with a few exceptions (foster care children and institutional residents).

Optical - The MO HealthNet Optical Program covers the following types of providers and services: (1) Optometrists - eye examinations, eyeglasses, artificial eyes, and special ophthalmological services; (2) Physicians - eyeglasses, artificial eyes (physician must be enrolled in the Optical program in order to bill for these services); and (3) Opticians - eyeglasses and artificial eyes.

As of June 15, 2009, the MO HealthNet Division (MHD) requires pre-certification for optical services provided to MO HealthNet fee-for-service participants through MHD's web tool, CyberAccess<sup>SM</sup>.

Participants who are age 20 and under or are pregnant, blind, or in a nursing facility are eligible for an eye exam every twelve months. MO HealthNet participants age 21 and over are eligible for an eye exam every twenty-four months. Participants may be eligible for eye exams within the stated time periods if the participant has a .50 diopter change in one or both eyes. MO HealthNet eligible participants are allowed one pair of complete eye glasses every two years. Participants that have a .50 diopter change within the stated time periods may be eligible to receive a new lens. Copay (a charge for a small portion of the cost of the service), and applies to individuals age 19 and over with the exceptions of foster care children and institutional residents. An optometrist is used as a consultant for this program. The consultant reviews prescriptions that do not meet the program criteria.

Durable Medical Equipment (DME) - MO HealthNet reimburses qualified participating DME providers for certain items of durable medical equipment such as: prosthetics, oxygen and respiratory care equipment, ostomy supplies, wheelchairs, wheelchair accessories, labor and repair codes. These items must be for use in the participant's home when ordered in writing by the participant's physician or nurse practitioner.

The following items are covered for MO HealthNet participants: apnea monitors, artificial larynx and related items, augmentative communications devices, canes, crutches, commodes, bed pans, adult incontinence briefs, urinals, CPAP devices, decubitus care equipment, hospital beds, side rails, humidifiers, BiPAP machines, IPPB machines, insulin pumps and supplies, labor and repair codes, nebulizers, orthotics, ostomy supplies, oxygen and respiratory equipment, patient lifts and trapeze, prosthetics, scooters, suction pumps, total parenteral nutrition mix, supplies and equipment, wheelchairs, wheelchair accessories and walkers. Although an item is classified as DME, it may not be covered in every instance. Coverage is based on the fact that the item is reasonable and necessary for treatment of an illness or injury, or to improve the functioning of a malformed or permanently inoperative body part, the equipment meets the definition of durable medical equipment or prosthesis, and the equipment is used in the participant's home.

Even though a DME item may serve some useful medical purpose, consideration must be given by the physician and the DME supplier to what extent, if any, it is reasonable for MO HealthNet to pay for the item as opposed to another realistically feasible alternative pattern of care. Consideration should also be given by the physician and the DME provider as to whether the item serves essentially the same purpose as equipment already available to the participant. If two different items each meet the need of the participant, the less expensive item must be employed, all other conditions being equal. Equipment features of an aesthetic or medical nature which are not medically necessary are not reimbursable.

Ambulance - Emergency medical transportation is provided under the ambulance program. Ambulance services are covered if they are emergency services and transportation is made to the nearest appropriate hospital. Certain specified non-emergency but medically necessary ambulance transports are also covered. Reimbursement is provided for the base charge (the lesser of the MO HealthNet maximum allowed amount or billed charge) for patient pick-up and transportation to destination mileage, and ancillary services related to emergency situations. Ambulance services can be provided through ground or air transportation (helicopter/fixed wing) if medically necessary. All MO HealthNet participants are eligible for ambulance services.

Rehabilitation Center - The rehabilitation center program pays for adaptive training of MO HealthNet participants who have prosthetic/orthotic devices. Covered services include: comprehensive evaluation, stump conditioning, prosthetic training, and orthotic training, speech therapy for artificial larynx and occupational therapy related to the prosthetic/orthotic adaption. These procedures are covered by MO HealthNet even when the prosthetic/orthotic service was not provided through the MO HealthNet program.

Evaluation and training for an augmentative communication device is covered through the Rehabilitation Center Program. Augmentative communication devices and accessories are covered through the Durable Medical Equipment Program.

Hospice - The hospice benefit is designed to meet the needs of patients with a life-limiting illness and to help their families cope with the problems and feelings related to this difficult time. Reimbursement is limited to qualified MO HealthNet enrolled hospice providers rendering services to terminally ill patients who have elected hospice benefits. After the participant elects hospice services, the hospice provides for all care, supplies, equipment, and medicines related to the terminal illness. MO HealthNet reimburses the hospice provider who then reimburses the provider of the services if the services are not provided by the hospice provider. However, hospice services for a child (ages 0-20) may be concurrent with the care related to the curative treatment of the child's condition for which a diagnosis of a terminal illness has been made.

MO HealthNet reimburses for routine home care, continuous home care, general inpatient, inpatient respite, and nursing home room and board, if necessary. Hospice rates are authorized by Section 1814 (I)(1)(C)(ii) of the Social Security Act and provide for an annual increase in the payment rates for hospice care services. The MO HealthNet rates are calculated based on the annual hospice rates established by Medicare. In addition, the Social Security Act also provides for an annual increase in the hospice cap amounts. Nursing home room and board is reimbursed to the hospice provider at 95% of the nursing home rate on file. The hospice is responsible for paying the nursing home. All MO HealthNet participants are eligible for hospice services.

Comprehensive Day Rehabilitation - This program covers services for certain persons with disabling impairments as the result of a traumatic head injury. It provides intensive, comprehensive services designed to prevent and/or minimize chronic disabilities while restoring the individual to an optimal level of physical, cognitive, and behavioral function within the context of the person, family, and community.

The program emphasizes functional living skills, adaptive strategies for cognitive, memory or perceptual deficits, and appropriate interpersonal skills. These services help to train individuals so that the person can leave the rehabilitation center and re-enter society. Services are designed to maintain and improve the participant's ability to function as independently as possible in the community. Services for this program must be provided in a free-standing rehabilitation center or in an acute hospital setting with space dedicated to head injury rehabilitation. Eligibility for this program is limited to individuals who are under the age of 21, pregnant women, blind persons or nursing home residents. These individuals must receive prior authorization from the MO HealthNet Division. Reimbursement is made for either a full day or a half day of services.

Clinical Management Services Program (CMSP)

Through a contract with Xerox (formerly ACS-Heritage), MHD operates an innovative electronic web-based clinical editing process for its point-of-sale pharmacy and medical claims, medical and drug prior authorization, and Drug Utilization Review (DUR) processes including optical and DME. MO HealthNet is in the process of adding a precertification module for psychology services.

The current CMSP claim processing system allows each claim/authorization request to be referenced against the participant's claims history including pharmacy, medical, and procedural data (ICD-9 and CPT codes), providing real time data to participating MO HealthNet providers. For patients that meet approval criteria, the claim/authorization request will be paid automatically. In instances when a phone call is necessary, the hotline call center is available seven days a week, which allows providers prompt access to a paid claim for the requested product or service. In addition to receiving messages regarding the outcome of the processing of claims and the amount to be reimbursed, pharmacy providers receive prospective drug use review alert messages at the time prescriptions are dispensed.

The contract with Xerox utilizes their CyberAccess<sup>SM</sup> tool to create integrated patient profiles containing prescription information, as well as patient diagnoses and procedure codes for a running 24 months of history. CyberAccess<sup>SM</sup> provides: participant claims history profiles, updated daily, identifying all drugs, procedures, related diagnoses and ordering providers from claims paid by MHD for a rolling 36 month period; and three years of point of sale (POS) pharmacy claims refreshed every ten (10) minutes.

**2. What is the authorization for this program, i.e., federal or state statute, etc.? (Include the federal program number, if applicable.)**

State statute: RSMo. 208.152; Federal law: Social Security Act Section 1905(a)(12) and (18), 1905(o); Federal regulation: 42 CFR 410.40, 418, 431.53, 440.60, 440.120, 440.130 and 440.170.

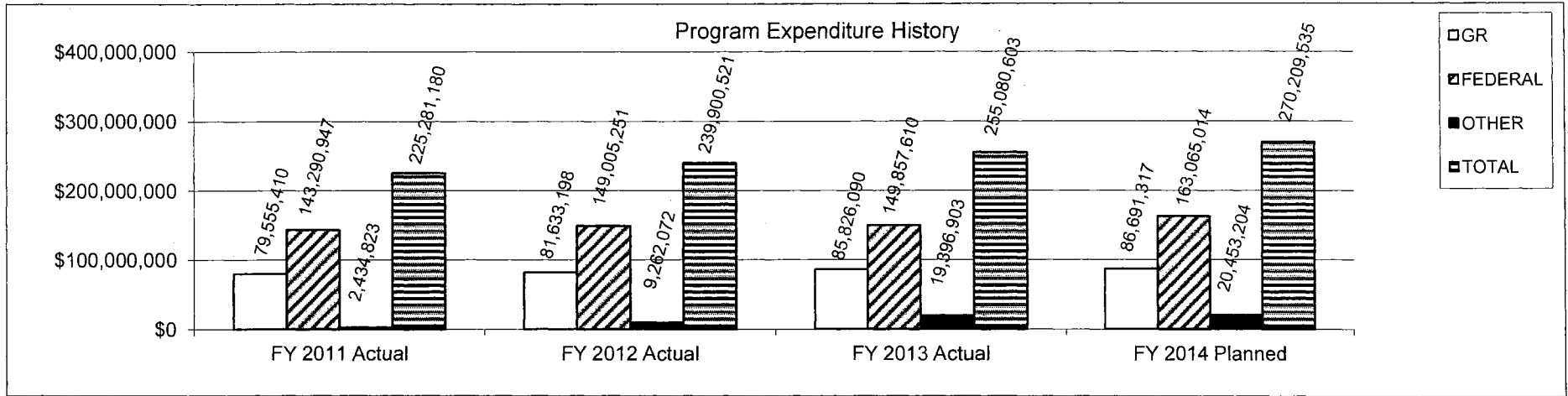
**3. Are there federal matching requirements? If yes, please explain.**

States can earn the federal medical assistance percentage (FMAP) on MO HealthNet program expenditures. The Social Security Act requires the Secretary of Health and Human Services to calculate and publish the actual FMAP each year. The FMAP is calculated using economic indicators from states and the nation as a whole. Generally, Missouri's FMAP for FY14 is blended at a 61.865% federal match. The state matching requirement is 38.135%.

**4. Is this a federally mandated program? If yes, please explain.**

This program is not mandatory for adults but is mandatory for children.

**5. Provide actual expenditures for the prior three fiscal years and planned expenditures for the current fiscal year.**



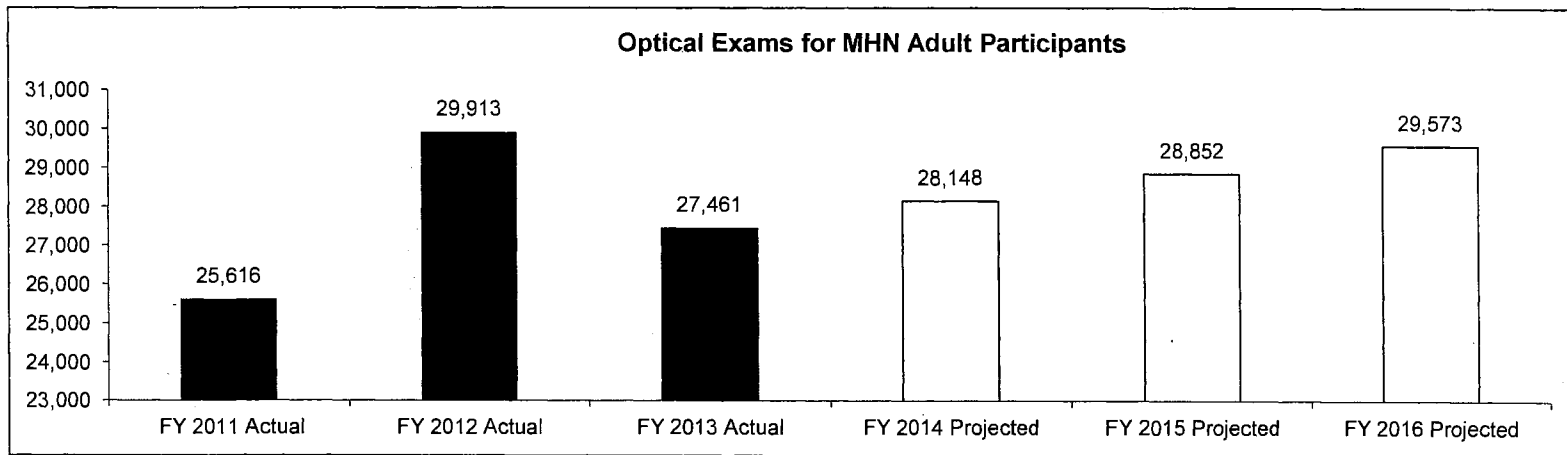
FY 2014 is net of reverted and reserved. Reverted: \$5,846 Other Funds.

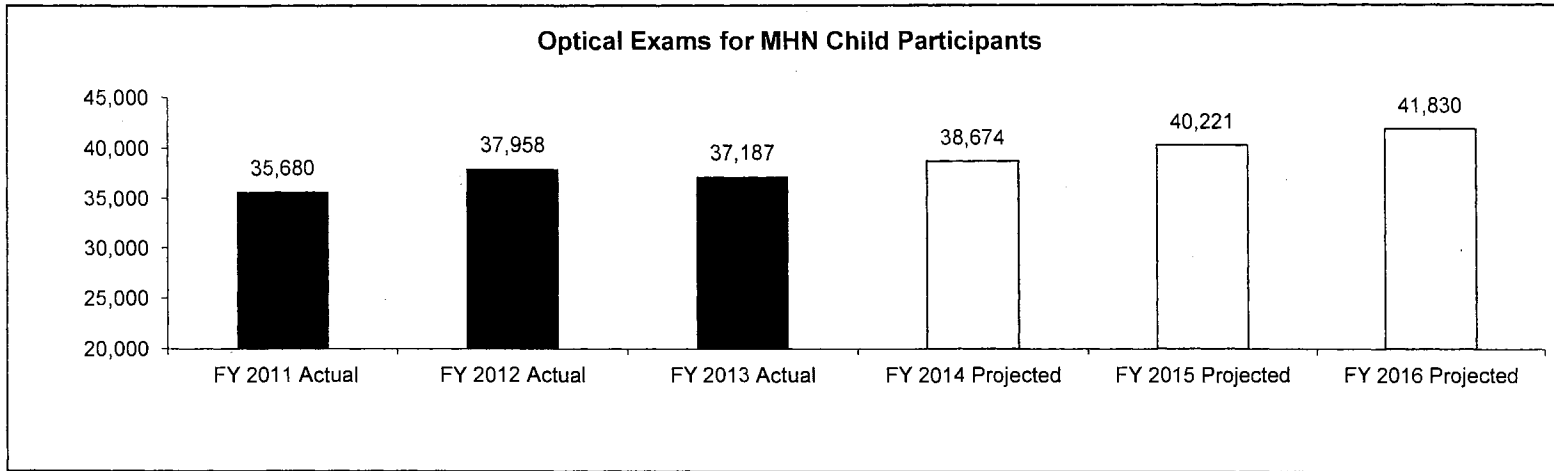
**6. What are the sources of the "Other" funds?**

Health Initiatives Fund (0275), Healthy Families Trust Fund (0625), Nursing Facility Federal Reimbursement Allowance (0196) and Ambulance Service Reimbursement Allowance Fund (0958).

**7a. Provide an effectiveness measure.**

Provide optical exams to MO HealthNet eligibles. Children and adults who are pregnant, blind, or in a nursing facility are eligible for an eye exam every twelve months. All other adults are eligible for one eye exam every twenty-four months. In state fiscal year 2013, over 27,000 optical examinations were provided to adults, and over 37,000 optical examinations were provided to eligible children.



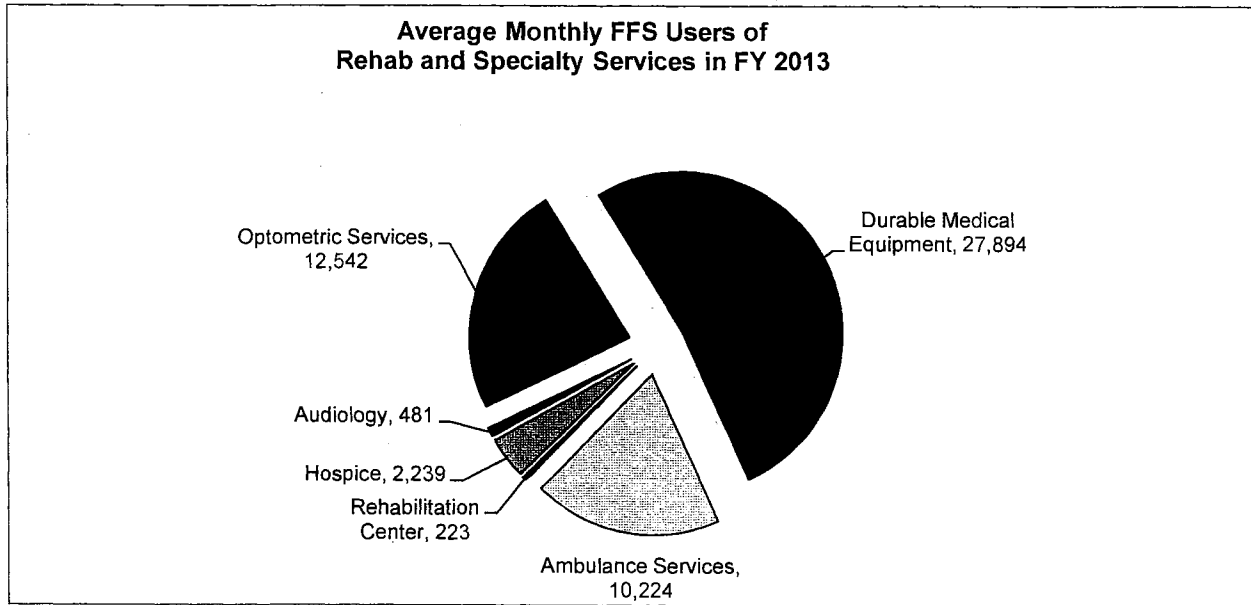


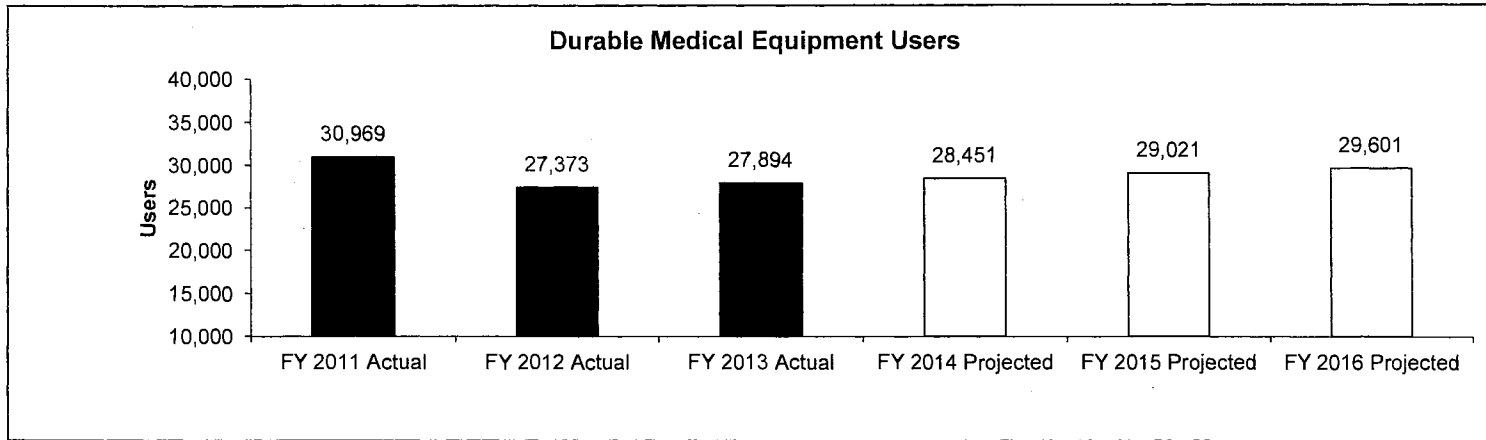
**7b. Provide an efficiency measure.**

N/A

**7c. Provide the number of clients/individuals served, if applicable.**

In regions of the state with access to MO HealthNet Managed Care, rehab and specialty services are available through the MO HealthNet Managed Care health plans for those populations enrolled in Managed Care.





**7d. Provide a customer satisfaction measure, if available.**

N/A

**NEW DECISION ITEM  
RANK: 17**

Department: Social Services  
Division: MO HealthNet  
DI Name: Hospice Rate Increase

Budget Unit: 90550C  
DI#: 1886011

**1. AMOUNT OF REQUEST**

	FY 2015 Budget Request			
	GR	Federal	Other	Total
PS				
EE				
PSD	130,267	212,811		343,078
TRF				
<b>Total</b>	<b>130,267</b>	<b>212,811</b>		<b>343,078</b>
 FTE				<b>0.00</b>

	FY 2015 Governor's Recommendation			
	GR	Federal	Other	Total
PS				
EE				
PSD	126,613	216,465		343,078
TRF				
<b>Total</b>	<b>126,613</b>	<b>216,465</b>		<b>343,078</b>
 FTE				<b>0.00</b>

<b>Est. Fringe</b>	0	0	0	0
--------------------	---	---	---	---

Note: Fringes budgeted in House Bill 5 except for certain fringes budgeted directly to MoDOT, Highway Patrol, and Conservation.

<b>Est. Fringe</b>	0	0	0	0
--------------------	---	---	---	---

Note: Fringes budgeted in House Bill 5 except for certain fringes budgeted directly to MoDOT, Highway Patrol, and Conservation.

Other Funds:

Other Funds:

**2. THIS REQUEST CAN BE CATEGORIZED AS:**

<input checked="" type="checkbox"/> New Legislation	<input type="checkbox"/> New Program	<input type="checkbox"/> Fund Switch
<input checked="" type="checkbox"/> Federal Mandate	<input type="checkbox"/> Program Expansion	<input type="checkbox"/> Cost to Continue
<input type="checkbox"/> GR Pick-Up	<input type="checkbox"/> Space Request	<input type="checkbox"/> Equipment Replacement
<input type="checkbox"/> Pay Plan	<input checked="" type="checkbox"/> Other: Inflation	

**3. WHY IS THIS FUNDING NEEDED? PROVIDE AN EXPLANATION FOR ITEMS CHECKED IN #2. INCLUDE THE FEDERAL OR STATE STATUTORY OR CONSTITUTIONAL AUTHORIZATION FOR THIS PROGRAM.**

NDI SYNOPSIS: Funding is needed to apply the annual hospice rate increase as established by Medicare.

The MO HealthNet hospice rates are calculated based on the annual hospice rates established under Medicare, Section 1814(j)(1)(ii). The Act provides for an annual increase in payment rates for hospice care services.

**4. DESCRIBE THE DETAILED ASSUMPTIONS USED TO DERIVE THE SPECIFIC REQUESTED AMOUNT. (How did you determine that the requested number of FTE were appropriate? From what source or standard did you derive the requested levels of funding? Were alternatives such as outsourcing or automation considered? If based on new legislation, does request tie to TAFP fiscal note? If not, explain why. Detail which portions of the request are one-times and how those amounts were calculated.)**

MO HealthNet reimbursement for hospice care is made at one of four predetermined rates for each day in which an individual is under the care of the hospice. The four levels of care are routine home care, continuous home care, inpatient respite care, or general inpatient care. The rate paid for any day may vary, depending on the level of care furnished. Payment rates are adjusted for regional differences in wages.

An increase of 1.95% is requested. An increase of 5.00% was applied to actual FFY 13 units to arrive at the FFY 15 projected units of service. The projected units of service was multiplied by the projected increase in rates to arrive at the total need.

Hospice rates are adjusted in October which is the beginning of the federal fiscal year and is three months into the state's fiscal year. This request includes the three months of FFY 14 that fall within SFY 15 - estimated impact of \$73,123. The twelve-months estimated increase for the FFY 15 rate adjustment is \$359,940. This total is then multiplied by 9/12 to arrive at the SFY 15 impact of \$269,955. The total request for SFY 15 is \$343,078 (3 months totaling \$73,123 plus 9 months totaling \$269,955).

Department Request	Total	GR	Federal
July 2014 through Sept. 2014 Increase	73,123	27,765	45,358
Oct. 2014 through June 2015 Increase	269,955	102,502	167,453
Total	\$343,078	\$130,267	\$212,811

FMAP 62.03% Quarter 1 (July through September)  
 FMAP 62.03% Quarters 2-4 (October through June)

Governor Recommended	Total	GR	Federal
July 2014 through Sept. 2014 Increase	73,123	26,986	46,137
Oct. 2014 through June 2015 Increase	269,955	99,627	170,328
Total	\$343,078	\$126,613	\$216,465

\*The Governor's recommended splits are based on the FY15 Blended FMAP rate of 63.095%/36.905%



**5. BREAK DOWN THE REQUEST BY BUDGET OBJECT CLASS, JOB CLASS, AND FUND SOURCE. IDENTIFY ONE-TIME COSTS.**

Budget Object Class/Job Class	Dept Req GR DOLLARS	Dept Req GR FTE	Dept Req FED DOLLARS	Dept Req FED FTE	Dept Req OTHER DOLLARS	Dept Req OTHER FTE	Dept Req TOTAL DOLLARS	Dept Req TOTAL FTE	Dept Req One-Time DOLLARS
Total PS	0	0.0	0	0.0	0	0.0	0	0.0	0
Total EE	0		0		0		0		0
Program Distributions	130,267		212,811		0		343,078		
<b>Total PSD</b>	<b>130,267</b>		<b>212,811</b>		<b>0</b>		<b>343,078</b>		<b>0</b>
Transfers									
Total TRF	0		0		0		0		0
<b>Grand Total</b>	<b>130,267</b>	<b>0.0</b>	<b>212,811</b>	<b>0.0</b>	<b>0</b>	<b>0.0</b>	<b>343,078</b>	<b>0.0</b>	<b>0</b>

**5. BREAK DOWN THE REQUEST BY BUDGET OBJECT CLASS, JOB CLASS, AND FUND SOURCE. IDENTIFY ONE-TIME COSTS.**

Budget Object Class/Job Class	Gov Rec GR DOLLARS	Gov Rec GR FTE	Gov Rec FED DOLLARS	Gov Rec FED FTE	Gov Rec OTHER DOLLARS	Gov Rec OTHER FTE	Gov Rec TOTAL DOLLARS	Gov Rec TOTAL FTE	Gov Rec One-Time
Total PS	0	0.0	0	0.0	0	0.0	0	0.0	0
Total EE	0		0		0		0		0
Program Distributions	126,613		216,465		0		343,078		
<b>Total PSD</b>	<b>126,613</b>		<b>216,465</b>		<b>0</b>		<b>343,078</b>		<b>0</b>
Transfers									
Total TRF	0		0		0		0		0
<b>Grand Total</b>	<b>126,613</b>	<b>0.0</b>	<b>216,465</b>	<b>0.0</b>	<b>0</b>	<b>0.0</b>	<b>343,078</b>	<b>0.0</b>	<b>0</b>

**6. PERFORMANCE MEASURES (If new decision item has an associated core, separately identify projected performance with & without additional funding.)**

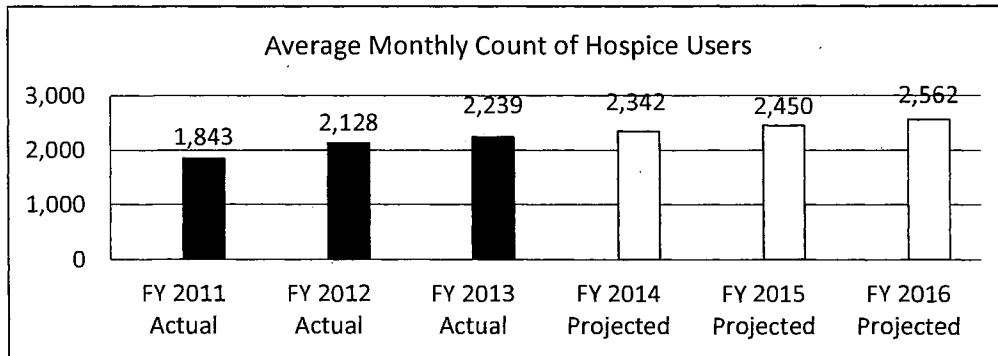
6a. Provide an effectiveness measure.

N/A

6b. Provide an efficiency measure.

N/A

6c. Provide the number of clients/individuals served, if applicable.



6d. Provide a customer satisfaction measure, if available.

N/A

**7. STRATEGIES TO ACHIEVE THE PERFORMANCE MEASUREMENT TARGETS:**

N/A

**DECISION ITEM DETAIL**

Budget Unit	FY 2013	FY 2013	FY 2014	FY 2014	FY 2015	FY 2015	FY 2015	FY 2015
Decision Item	ACTUAL	ACTUAL	BUDGET	BUDGET	DEPT REQ	DEPT REQ	GOV REC	GOV REC
Budget Object Class	DOLLAR	FTE	DOLLAR	FTE	DOLLAR	FTE	DOLLAR	FTE
<b>REHAB AND SPECIALTY SERVICES</b>								
Hospice Rate Increase - 1886011								
PROGRAM DISTRIBUTIONS	0	0.00	0	0.00	343,078	0.00	343,078	0.00
<b>TOTAL - PD</b>	<b>0</b>	<b>0.00</b>	<b>0</b>	<b>0.00</b>	<b>343,078</b>	<b>0.00</b>	<b>343,078</b>	<b>0.00</b>
<b>GRAND TOTAL</b>	<b>\$0</b>	<b>0.00</b>	<b>\$0</b>	<b>0.00</b>	<b>\$343,078</b>	<b>0.00</b>	<b>\$343,078</b>	<b>0.00</b>
GENERAL REVENUE	\$0	0.00	\$0	0.00	\$130,267	0.00	\$126,613	0.00
FEDERAL FUNDS	\$0	0.00	\$0	0.00	\$212,811	0.00	\$216,465	0.00
OTHER FUNDS	\$0	0.00	\$0	0.00	\$0	0.00	\$0	0.00

**NEMT**

**NEMT**

**DECISION ITEM SUMMARY**

Budget Unit	FY 2013	FY 2013	FY 2014	FY 2014	FY 2015	FY 2015	FY 2015	FY 2015
Decision Item	ACTUAL	ACTUAL	BUDGET	BUDGET	DEPT REQ	DEPT REQ	GOV REC	GOV REC
Budget Object Summary	DOLLAR	FTE	DOLLAR	FTE	DOLLAR	FTE	DOLLAR	FTE
Fund								
<b>NON-EMERGENCY TRANSPORT</b>								
<b>CORE</b>								
PROGRAM-SPECIFIC								
GENERAL REVENUE	11,579,111	0.00	13,340,917	0.00	13,340,917	0.00	12,810,180	0.00
TITLE XIX-FEDERAL AND OTHER	22,495,465	0.00	28,115,014	0.00	28,115,014	0.00	28,115,014	0.00
TOTAL - PD	34,074,576	0.00	41,455,931	0.00	41,455,931	0.00	40,925,194	0.00
<b>TOTAL</b>	<b>34,074,576</b>	<b>0.00</b>	<b>41,455,931</b>	<b>0.00</b>	<b>41,455,931</b>	<b>0.00</b>	<b>40,925,194</b>	<b>0.00</b>
<b>FMAP Adjustment - 1886018</b>								
PROGRAM-SPECIFIC								
TITLE XIX-FEDERAL AND OTHER	0	0.00	0	0.00	0	0.00	425,706	0.00
TOTAL - PD	0	0.00	0	0.00	0	0.00	425,706	0.00
<b>TOTAL</b>	<b>0</b>	<b>0.00</b>	<b>0</b>	<b>0.00</b>	<b>0</b>	<b>0.00</b>	<b>425,706</b>	<b>0.00</b>
<b>Medicaid expansion - 1886019</b>								
PROGRAM-SPECIFIC								
GENERAL REVENUE	0	0.00	0	0.00	0	0.00	(172,516)	0.00
TOTAL - PD	0	0.00	0	0.00	0	0.00	(172,516)	0.00
<b>TOTAL</b>	<b>0</b>	<b>0.00</b>	<b>0</b>	<b>0.00</b>	<b>0</b>	<b>0.00</b>	<b>(172,516)</b>	<b>0.00</b>
<b>GRAND TOTAL</b>	<b>\$34,074,576</b>	<b>0.00</b>	<b>\$41,455,931</b>	<b>0.00</b>	<b>\$41,455,931</b>	<b>0.00</b>	<b>\$41,178,384</b>	<b>0.00</b>

**CORE DECISION ITEM**

Department: Social Services  
 Division: MO HealthNet  
 Core: Non-Emergency Medical Transportation (NEMT)

Budget Unit: 90561C

**1. CORE FINANCIAL SUMMARY**

	FY 2015 Budget Request			
	GR	Federal	Other	Total
PS				
EE				
PSD	13,340,917	28,115,014		41,455,931
TRF				
<b>Total</b>	<b>13,340,917</b>	<b>28,115,014</b>		<b>41,455,931</b>

FTE 0.00

<b>Est. Fringe</b>	0	0	0	0
--------------------	---	---	---	---

*Note: Fringes budgeted in House Bill 5 except for certain fringes budgeted directly to MoDOT, Highway Patrol, and Conservation.*

Other Funds:

	FY 2015 Governor's Recommendation			
	GR	Federal	Other	Total
PS				
EE				
PSD	12,810,180	28,115,014		40,925,194
TRF				
<b>Total</b>	<b>12,810,180</b>	<b>28,115,014</b>		<b>40,925,194</b>

FTE 0.00

<b>Est. Fringe</b>	0	0	0	0
--------------------	---	---	---	---

*Note: Fringes budgeted in House Bill 5 except for certain fringes budgeted directly to MoDOT, Highway Patrol, and Conservation.*

Other Funds:

**2. CORE DESCRIPTION**

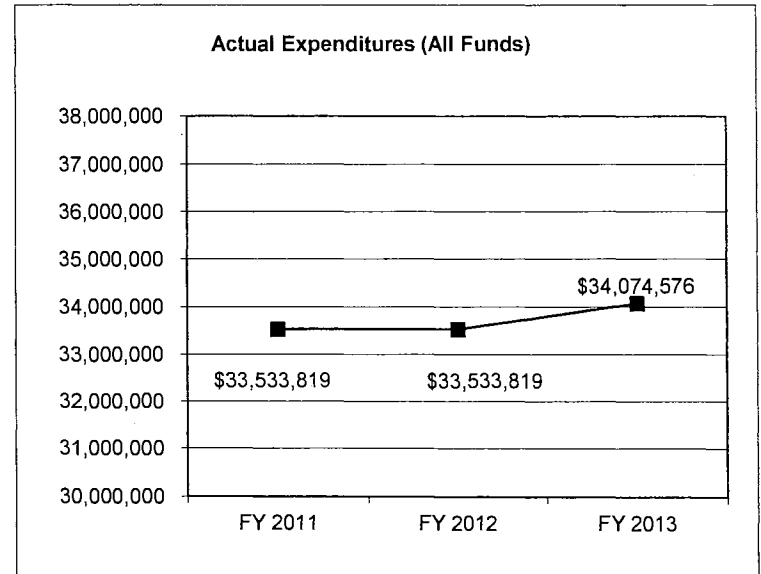
This core request is to provide funding for payments for non-emergency medical transportation.

**3. PROGRAM LISTING (list programs included in this core funding)**

Non-Emergency Medical Transportation (NEMT)

**4. FINANCIAL HISTORY**

	<b>FY 2011 Actual</b>	<b>FY 2012 Actual</b>	<b>FY 2013 Actual</b>	<b>FY 2014 Current Yr.</b>
Appropriation (All Funds)	35,759,588	36,843,494	36,843,494	41,455,931
Less Reverted (All Funds)	0	0	0	N/A
Budget Authority (All Funds)	35,759,588	36,843,494	36,843,494	N/A
Actual Expenditures (All Funds)	33,533,819	33,533,819	34,074,576	N/A
Unexpended (All Funds)	2,225,769	3,309,675	2,768,918	N/A
Unexpended, by Fund:				
General Revenue	1,095,117	119,482	0	N/A
Federal	1,130,652	2,747,691	2,768,918	N/A
Other	0	0	0	N/A
	<b>(1)</b>		<b>(2)</b>	



Reverted includes Governor's standard 3 percent reserve (when applicable) and any extraordinary expenditure restrictions.

**NOTES:**

**(1)** FY11 Expenditures of \$122,694 were paid from the Supplemental Pool.

**(2)** FY13 Expenditures of \$28,506 were paid from the Supplemental Pool.

**CORE RECONCILIATION DETAIL**

STATE

NON-EMERGENCY TRANSPORT

**5. CORE RECONCILIATION DETAIL**

	Budget Class	FTE	GR	Federal	Other	Total	Explanation
<b>TAFP AFTER VETOES</b>							
	PD	0.00	13,340,917	28,115,014	0	41,455,931	
	<b>Total</b>	<b>0.00</b>	<b>13,340,917</b>	<b>28,115,014</b>	<b>0</b>	<b>41,455,931</b>	
<b>DEPARTMENT CORE REQUEST</b>							
	PD	0.00	13,340,917	28,115,014	0	41,455,931	
	<b>Total</b>	<b>0.00</b>	<b>13,340,917</b>	<b>28,115,014</b>	<b>0</b>	<b>41,455,931</b>	
<b>GOVERNOR'S ADDITIONAL CORE ADJUSTMENTS</b>							
Core Reallocation	1981 5928 PD	0.00	(530,737)	0	0	(530,737)	
	<b>NET GOVERNOR CHANGES</b>	<b>0.00</b>	<b>(530,737)</b>	<b>0</b>	<b>0</b>	<b>(530,737)</b>	
<b>GOVERNOR'S RECOMMENDED CORE</b>							
	PD	0.00	12,810,180	28,115,014	0	40,925,194	
	<b>Total</b>	<b>0.00</b>	<b>12,810,180</b>	<b>28,115,014</b>	<b>0</b>	<b>40,925,194</b>	



**DECISION ITEM DETAIL**

Budget Unit	FY 2013	FY 2013	FY 2014	FY 2014	FY 2015	FY 2015	FY 2015	FY 2015
Decision Item	ACTUAL	ACTUAL	BUDGET	BUDGET	DEPT REQ	DEPT REQ	GOV REC	GOV REC
Budget Object Class	DOLLAR	FTE	DOLLAR	FTE	DOLLAR	FTE	DOLLAR	FTE
<b>NON-EMERGENCY TRANSPORT</b>								
<b>CORE</b>								
PROGRAM DISTRIBUTIONS	34,074,576	0.00	41,455,931	0.00	41,455,931	0.00	40,925,194	0.00
TOTAL - PD	34,074,576	0.00	41,455,931	0.00	41,455,931	0.00	40,925,194	0.00
<b>GRAND TOTAL</b>	<b>\$34,074,576</b>	<b>0.00</b>	<b>\$41,455,931</b>	<b>0.00</b>	<b>\$41,455,931</b>	<b>0.00</b>	<b>\$40,925,194</b>	<b>0.00</b>
GENERAL REVENUE	\$11,579,111	0.00	\$13,340,917	0.00	\$13,340,917	0.00	\$12,810,180	0.00
FEDERAL FUNDS	\$22,495,465	0.00	\$28,115,014	0.00	\$28,115,014	0.00	\$28,115,014	0.00
OTHER FUNDS	\$0	0.00	\$0	0.00	\$0	0.00	\$0	0.00

## PROGRAM DESCRIPTION

**Department: Social Services**

**Program Name: Non-Emergency Medical Transportation (NEMT)**

**Program is found in the following core budget(s): Non-Emergency Medical Transportation (NEMT)**

### 1. What does this program do?

The purpose of the NEMT program is to ensure non-emergency medical transportation to MO HealthNet participants who do not have access to free appropriate transportation (can use free community resources or other free programs) to scheduled MO HealthNet covered services. The participant is to be provided with the most appropriate mode of transportation. As of November 2005, the service is provided as a direct state plan service. The state contracts with a statewide broker and pays monthly capitation payments for each NEMT participant based on which of the four regions of the state in which the participant resides. Logisticare is Missouri's NEMT broker contract initially awardee effective July 1, 2013 and runs through June 30, 2014.

Missouri's program utilizes and builds on the existing transportation networks in the state. Managed Care providers are required to include NEMT in their benefit package.

Where appropriate and possible, the MO HealthNet Division enters into cooperative agreements to provide matching MO HealthNet funds for state and local general revenue already being used to transport MO HealthNet participants to medical services. Participants are required to use public entity transportation when available. When they do so, the payments are made by public entities on a per trip basis. By working with existing governmental entities and established transportation providers, NEMT is provided in a cost-effective manner and governmental agencies are able to meet the needs of their constituency.

The MO HealthNet Division works with the following state and local agencies to provide federal matching funds for general revenue used for NEMT services: the Children's Division for children in state care and custody, the Department of Mental Health, public school districts, St. Louis Metro Call-A-Ride, Kansas City Area Transit Authority, the City of Columbia, City Utilities of Springfield, and the City of Jefferson.

### NEMT PMPM Based on Participant\* and Region

Region	FY 14 PMPM Rate (awarded bid)
ABD St. Louis Area	\$10.37
ABD Kansas City Area	\$7.80
ABD Rest of State	\$13.46
MAFCPW Statewide	\$0.84

\*Participants- Age, Blind and Disabled (ABD); Medical Assistance for Families, Children and Pregnant Women (MAFCPW)

### 2. What is the authorization for this program, i.e., federal or state statute, etc.? (Include the federal program number, if applicable.)

State statute: RSMo. 208.152, Federal regulation: 42 CFR 431.53 and 440.170

**3. Are there federal matching requirements? If yes, please explain.**

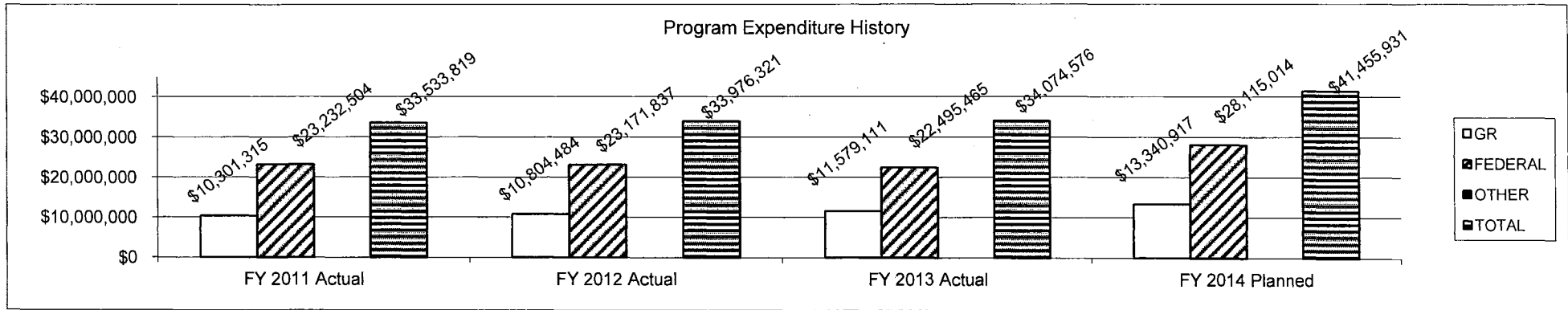
NEMT services receive a federal medical assistance percentage (FMAP) on program expenditures. The Social Security Act requires the Secretary of Health and Human Services to calculate and publish the actual FMAP each year. The FMAP is calculated using economic indicators from states and the nation as a whole. Generally, Missouri's FMAP for FY14 is a blended 61.865% federal match. The state matching requirement is 38.135%.

Services provided through public entities use state and local general revenue to transport MO HealthNet participants. MO HealthNet provides payment of the federal

**4. Is this a federally mandated program? If yes, please explain.**

Yes, state Medicaid programs must assure availability of medically necessary transportation.

**5. Provide actual expenditures for the prior three fiscal years and planned expenditures for the current fiscal year.**

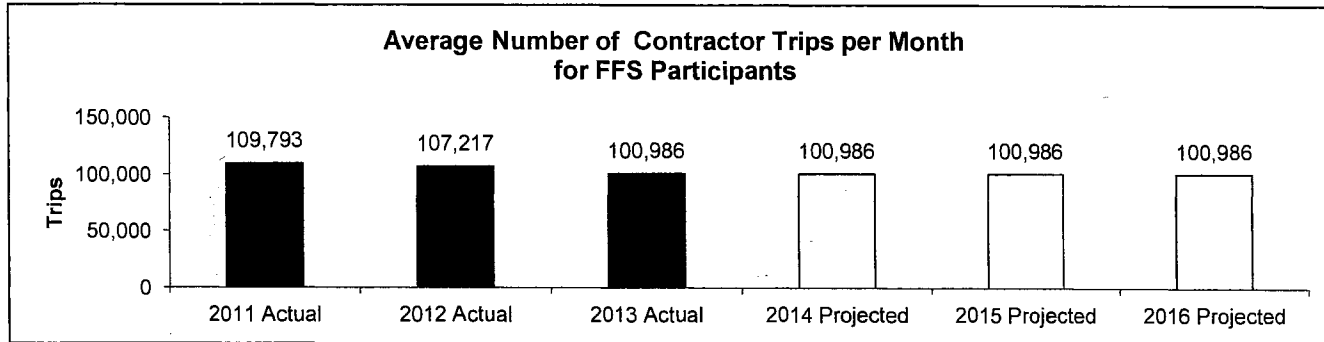


**6. What are the sources of the "Other" funds?**

N/A

**7a. Provide an effectiveness measure.**

Provide non-emergency medical transportation to MO HealthNet participants to increase access to health care. There were 100,986 NEMT trips per month provided through the contractor in SFY 2013.

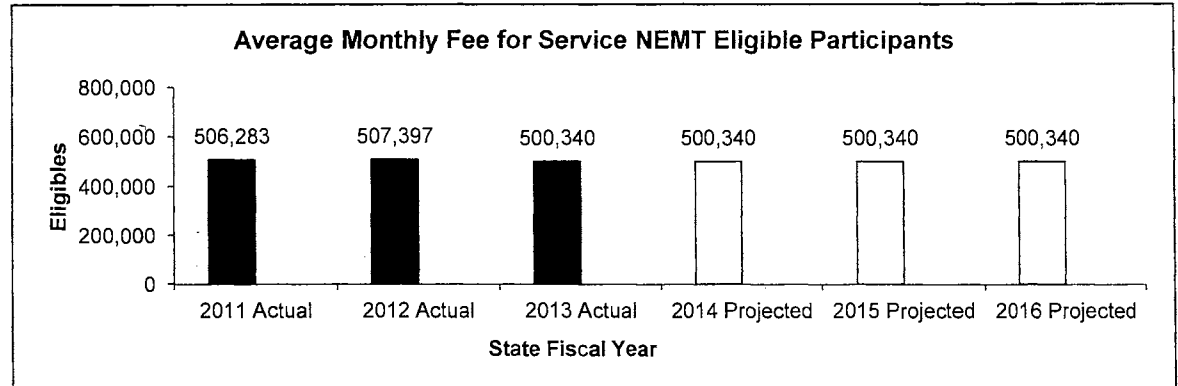


**7b. Provide an efficiency measure.**

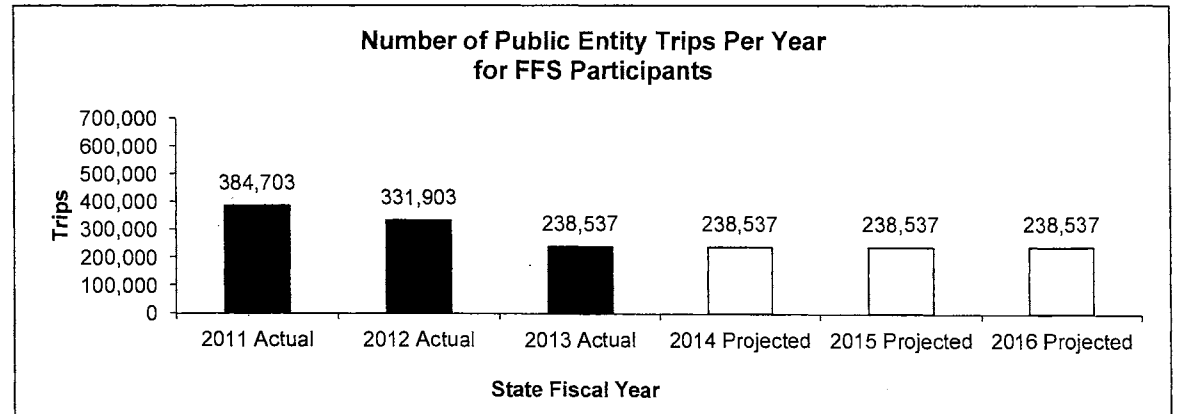
N/A

**7c. Provide the number of clients/individuals served, if applicable.**

Non-emergency medical transportation is available to MO HealthNet participants who are eligible under a federal aid category. Those participating under a state only funded category or under a Title XXI expansion category are not eligible for NEMT services. Participants in Managed Care receive the NEMT benefit but are not included in the chart.



Public entities have interagency agreements with the MO HealthNet Division to provide access to transportation services for a specific group of participants, such as dialysis patients, persons with disabilities, or the elderly. Public entities use state and local dollars to draw down the federal matching funds.



**7d. Provide a customer satisfaction measure, if available.**

The proportion of complaints to the number of trips provided by the contractor remains below 1%.

NEMT Complaint to Trip Ratio (Contractor Trips)						
	Actual			Projection		
	SFY 2011	SFY 2012	SFY 2013	SFY 2014	SFY 2015	SFY 2016
Trips	1,228,608	1,286,602	1,211,828	1,211,828	1,211,828	1,211,828
Complaints	2,613	2,620	2,160	2,160	2,160	2,160
% Complaints	<1%	<1%	<1%	<1%	<1%	<1%

**Ambulance Service  
Reimbursement Allowance  
Transfer**

**DECISION ITEM SUMMARY**

Budget Unit	FY 2013	FY 2013	FY 2014	FY 2014	FY 2015	FY 2015	FY 2015	FY 2015
Decision Item	ACTUAL	ACTUAL	BUDGET	BUDGET	DEPT REQ	DEPT REQ	GOV REC	GOV REC
Budget Object Summary	DOLLAR	FTE	DOLLAR	FTE	DOLLAR	FTE	DOLLAR	FTE
Fund								
<b>AMBULANCE SRV REIM ALLOW TRF</b>								
<b>CORE</b>								
FUND TRANSFERS								
GENERAL REVENUE	6,535,001	0.00	18,236,543	0.00	18,236,543	0.00	18,236,543	0.00
TOTAL - TRF	6,535,001	0.00	18,236,543	0.00	18,236,543	0.00	18,236,543	0.00
<b>TOTAL</b>	<b>6,535,001</b>	<b>0.00</b>	<b>18,236,543</b>	<b>0.00</b>	<b>18,236,543</b>	<b>0.00</b>	<b>18,236,543</b>	<b>0.00</b>
<b>GRAND TOTAL</b>	<b>\$6,535,001</b>	<b>0.00</b>	<b>\$18,236,543</b>	<b>0.00</b>	<b>\$18,236,543</b>	<b>0.00</b>	<b>\$18,236,543</b>	<b>0.00</b>

**CORE DECISION ITEM**

Department: Social Services  
 Division: MO HealthNet  
 Core: Ambulance Service Reimbursement Allowance Transfer

Budget Unit 90583C

**1. CORE FINANCIAL SUMMARY**

	FY 2015 Budget Request			
	GR	Federal	Other	Total
PS				
EE				
PSD				
TRF			18,236,543	18,236,543
<b>Total</b>	<b>0</b>	<b>0</b>	<b>18,236,543</b>	<b>18,236,543</b>
FTE	0.00	0.00	0.00	0.00

<b>Est. Fringe</b>	0	0	0	0
<i>Note: Fringes budgeted in House Bill 5 except for certain fringes budgeted directly to MoDOT, Highway Patrol, and Conservation.</i>				

Other Funds: Ambulance Service Reimbursement Allowance (0958)

	FY 2015 Governor's Recommendation			
	GR	Federal	Other	Total
PS				
EE				
PSD				
TRF			18,236,543	18,236,543
<b>Total</b>	<b>0</b>	<b>0</b>	<b>18,236,543</b>	<b>18,236,543 E</b>
FTE	0.00	0.00	0.00	0.00

<b>Est. Fringe</b>	0	0	0	0
<i>Note: Fringes budgeted in House Bill 5 except for certain fringes budgeted directly to MoDOT, Highway Patrol, and Conservation.</i>				

Other Funds: Ambulance Service Reimbursement Allowance (0958)

Note: An "E" is requested for this transfer appropriation.

**2. CORE DESCRIPTION**

Federal Medicaid regulation requires states to establish they have sufficient state dollars available in order to draw down federal dollars. This transfer is used for that purpose.

**3. PROGRAM LISTING (list programs included in this core funding)**

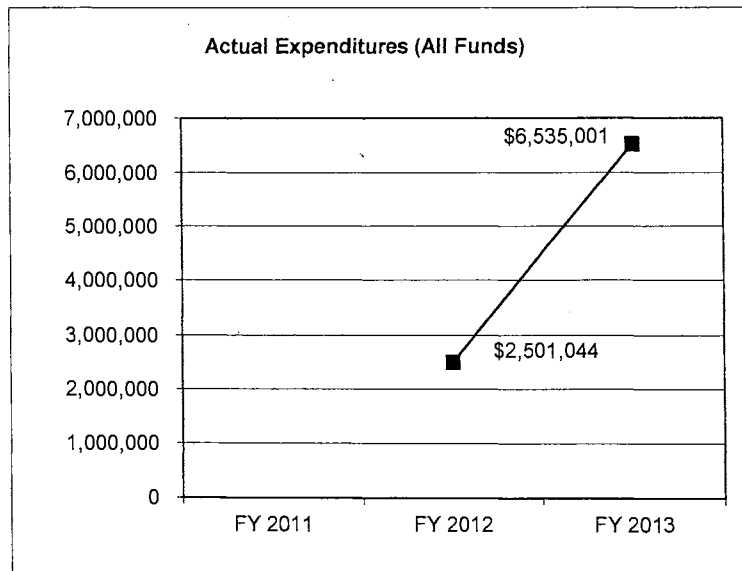
Ambulance Service Reimbursement Allowance Transfer

**CORE DECISION ITEM**

**Department:** Social Services  
**Division:** MO HealthNet  
**Core:** Ambulance Service Reimbursement Allowance Transfer

**4. FINANCIAL HISTORY**

	<b>FY 2011 Actual</b>	<b>FY 2012 Actual</b>	<b>FY 2013 Actual</b>	<b>FY 2014 Current Yr.</b>
Appropriation (All Funds)	9,069,225	9,069,225	9,069,225	18,236,543
Less Reverted (All Funds)	0	0	0	N/A
Budget Authority (All Funds)	9,069,225	9,069,225	9,069,225	N/A
Actual Expenditures (All Funds)		2,501,044	6,535,001	N/A
Unexpended (All Funds)	9,069,225	6,568,181	2,534,224	N/A
Unexpended, by Fund:				
General Revenue	0	0	0	N/A
Federal	0	0	0	N/A
Other	9,069,225	6,568,181	2,534,224	N/A
		<b>(1)</b>	<b>(2)</b>	



Reverted includes Governor's standard 3 percent reserve (when applicable) and any extraordinary expenditure restrictions.

**NOTES:**

**(1)** FY12 Ambulance Service Reimbursement Allowance Program began in FY 2012 (October 2011).

**(2)** FY13 Estimated appropriation or "E" status was removed.



**CORE RECONCILIATION DETAIL**

**STATE**

**AMBULANCE SRV REIM ALLOW TRF**

**5. CORE RECONCILIATION DETAIL**

	<b>Budget Class</b>	<b>FTE</b>	<b>GR</b>	<b>Federal</b>	<b>Other</b>	<b>Total</b>	<b>Explanation</b>
<b>TAFP AFTER VETOES</b>	TRF	0.00	18,236,543	0	0	18,236,543	
	<b>Total</b>	<b>0.00</b>	<b>18,236,543</b>	<b>0</b>	<b>0</b>	<b>18,236,543</b>	
<b>DEPARTMENT CORE REQUEST</b>	TRF	0.00	18,236,543	0	0	18,236,543	
	<b>Total</b>	<b>0.00</b>	<b>18,236,543</b>	<b>0</b>	<b>0</b>	<b>18,236,543</b>	
<b>GOVERNOR'S RECOMMENDED CORE</b>	TRF	0.00	18,236,543	0	0	18,236,543	
	<b>Total</b>	<b>0.00</b>	<b>18,236,543</b>	<b>0</b>	<b>0</b>	<b>18,236,543</b>	

**DECISION ITEM DETAIL**

Budget Unit	FY 2013	FY 2013	FY 2014	FY 2014	FY 2015	FY 2015	FY 2015	FY 2015
Decision Item	ACTUAL	ACTUAL	BUDGET	BUDGET	DEPT REQ	DEPT REQ	GOV REC	GOV REC
Budget Object Class	DOLLAR	FTE	DOLLAR	FTE	DOLLAR	FTE	DOLLAR	FTE
<b>AMBULANCE SRV REIM ALLOW TRF</b>								
<b>CORE</b>								
TRANSFERS OUT	6,535,001	0.00	18,236,543	0.00	18,236,543	0.00	18,236,543	0.00
TOTAL - TRF	6,535,001	0.00	18,236,543	0.00	18,236,543	0.00	18,236,543	0.00
<b>GRAND TOTAL</b>	<b>\$6,535,001</b>	<b>0.00</b>	<b>\$18,236,543</b>	<b>0.00</b>	<b>\$18,236,543</b>	<b>0.00</b>	<b>\$18,236,543</b>	<b>0.00</b>
GENERAL REVENUE	\$6,535,001	0.00	\$18,236,543	0.00	\$18,236,543	0.00	\$18,236,543	0.00
FEDERAL FUNDS	\$0	0.00	\$0	0.00	\$0	0.00	\$0	0.00
OTHER FUNDS	\$0	0.00	\$0	0.00	\$0	0.00	\$0	0.00

## PROGRAM DESCRIPTION

**Department:** Social Services

**Program Name:** Ambulance Service Reimbursement Allowance Transfer

**Program is found in the following core budget(s):** Ambulance Service Reimbursement Allowance Transfer

**1. What does this program do?**

Federal Medicaid regulation requires states to establish they have sufficient state dollars available in order to draw down federal dollars. This transfer is used for that purpose.

**2. What is the authorization for this program, i.e., federal or state statute, etc.? (Include the federal program number, if applicable.)**

State statute: RSMo. 208.152, 208.153; Federal law: Social Security Act Sections 1905(a)(1) and (2)(d)(5)(h). Federal Regulations: 42 CFR 433.51 and 440.20.

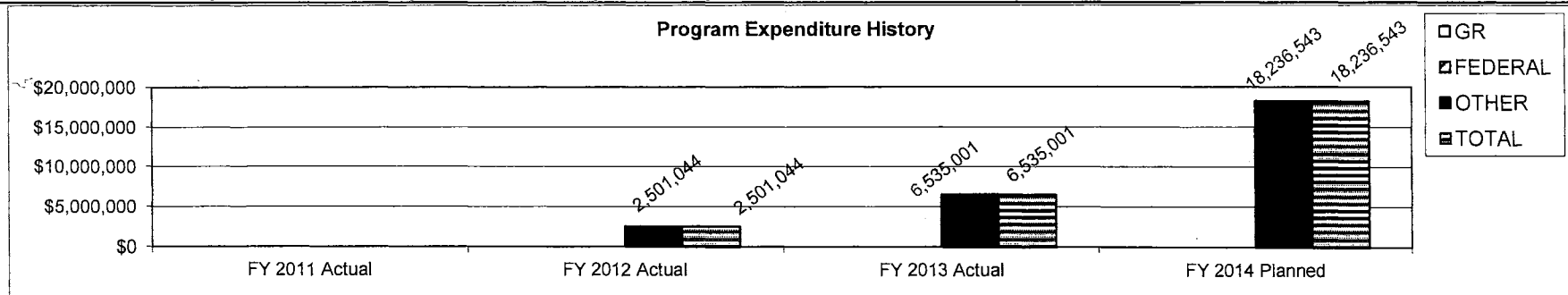
**3. Are there federal matching requirements? If yes, please explain.**

No.

**4. Is this a federally mandated program? If yes, please explain.**

No.

**5. Provide actual expenditures for the prior three fiscal years and planned expenditures for the current fiscal year.**



**6. What are the sources of the "Other " funds?**

Ambulance Service Reimbursement Allowance (0958)

**7a. Provide an effectiveness measure.**

These transfers allow the state to draw federal match for funds paid through the Ambulance Federal Reimbursement Allowance program. The ambulance program is in the Rehab and Specialty appropriation.

**7b. Provide an efficiency measure.**

These transfers allow the state to draw federal match for funds paid through the Ambulance Federal Reimbursement Allowance program. The ambulance program is in the Rehab and Specialty appropriation.

**7c. Provide the number of clients/individuals served, if applicable.**

These transfers allow the state to draw federal match for funds paid through the Ambulance Federal Reimbursement Allowance program. The ambulance program is in the Rehab and Specialty appropriation.

**7d. Provide a customer satisfaction measure, if available.**

These transfers allow the state to draw federal match for funds paid through the Ambulance Federal Reimbursement Allowance program. The ambulance program is in the Rehab and Specialty program.

**GR Ambulance Service  
Reimbursement Allowance  
Transfer**

**DECISION ITEM SUMMARY**

Budget Unit									
Decision Item	FY 2013	FY 2013	FY 2014	FY 2014	FY 2015	FY 2015	FY 2015	FY 2015	FY 2015
Budget Object Summary	ACTUAL	ACTUAL	BUDGET	BUDGET	DEPT REQ	DEPT REQ	GOV REC	GOV REC	GOV REC
Fund	DOLLAR	FTE	DOLLAR	FTE	DOLLAR	FTE	DOLLAR	FTE	FTE
<b>GR AMBULANCE SRV REIM ALL TRF</b>									
<b>CORE</b>									
FUND TRANSFERS									
AMBULANCE SERVICE REIMB ALLOW	6,535,001	0.00	18,236,543	0.00	18,236,543	0.00	18,236,543	0.00	0.00
TOTAL - TRF	6,535,001	0.00	18,236,543	0.00	18,236,543	0.00	18,236,543	0.00	0.00
<b>TOTAL</b>	<b>6,535,001</b>	<b>0.00</b>	<b>18,236,543</b>	<b>0.00</b>	<b>18,236,543</b>	<b>0.00</b>	<b>18,236,543</b>	<b>0.00</b>	<b>0.00</b>
<b>GRAND TOTAL</b>	<b>\$6,535,001</b>	<b>0.00</b>	<b>\$18,236,543</b>	<b>0.00</b>	<b>\$18,236,543</b>	<b>0.00</b>	<b>\$18,236,543</b>	<b>0.00</b>	<b>0.00</b>

**CORE DECISION ITEM**

Department: Social Services  
 Division: MO HealthNet  
 Core: GR Ambulance Service Federal Reimbursement Allowance Transfer

Budget Unit 90583C

**1. CORE FINANCIAL SUMMARY**

	FY 2015 Budget Request			
	GR	Federal	Other	Total
PS				
EE				
PSD				
TRF	18,236,543		0	18,236,543
<b>Total</b>	<b>18,236,543</b>	<b>0</b>	<b>0</b>	<b>18,236,543</b>
FTE	0.00	0.00	0.00	0.00

	FY 2015 Governor's Recommendation			
	GR	Federal	Other	Total
PS				
EE				
PSD				
TRF	18,236,543		0	18,236,543
<b>Total</b>	<b>18,236,543</b>	<b>0</b>	<b>0</b>	<b>18,236,543 E</b>
FTE	0.00	0.00	0.00	0.00

<b>Est. Fringe</b>	0	0	0	0
--------------------	---	---	---	---

*Note: Fringes budgeted in House Bill 5 except for certain fringes budgeted directly to MoDOT, Highway Patrol, and Conservation.*

<b>Est. Fringe</b>	0	0	0	0
--------------------	---	---	---	---

*Note: Fringes budgeted in House Bill 5 except for certain fringes budgeted directly to MoDOT, Highway Patrol, and Conservation.*

Other Funds:

Other Funds:

Note: An "E" is requested for this transfer appropriation.

**2. CORE DESCRIPTION**

Federal Medicaid regulation requires states to establish they have sufficient state dollars available in order to draw down federal dollars. This transfer is used for that purpose.

**3. PROGRAM LISTING (list programs included in this core funding)**

GR Ambulance Service Reimbursement Allowance Transfer

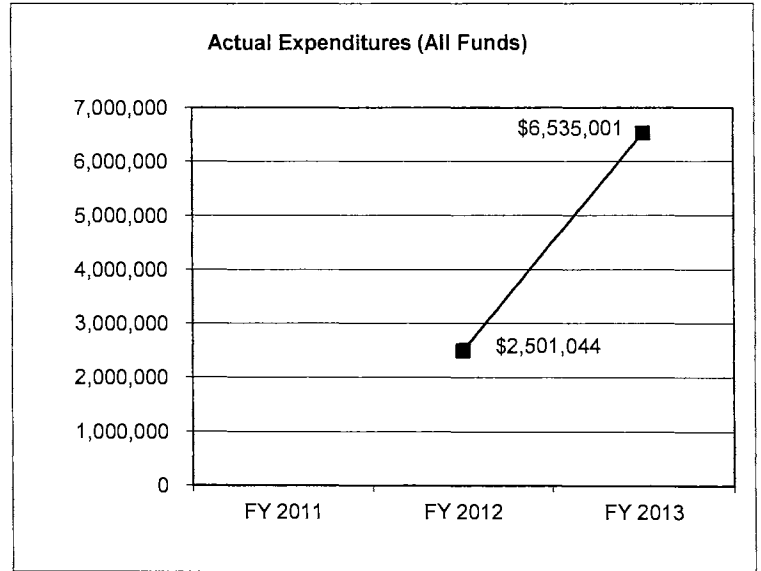
**CORE DECISION ITEM**

**Department:** Social Services  
**Division:** MO HealthNet  
**Core:** GR Ambulance Service Federal Reimbursement Allowance Transfer

**4. FINANCIAL HISTORY**

	FY 2011 Actual	FY 2012 Actual	FY 2013 Actual	FY 2014 Current Yr.
Appropriation (All Funds)	9,069,225	9,069,225	9,069,225	18,236,543
Less Reverted (All Funds)	0	0	0	N/A
Budget Authority (All Funds)	9,069,225	9,069,225	9,069,225	N/A
Actual Expenditures (All Funds)		2,501,044	6,535,001	N/A
Unexpended (All Funds)	9,069,225	6,568,181	2,534,224	N/A
Unexpended, by Fund:				
General Revenue	9,069,225	6,568,181	6,535,001	N/A
Federal	0	0	0	N/A
Other	0	0	0	N/A

(1)



Reverted includes Governor's standard 3 percent reserve (when applicable) and any extraordinary expenditure restrictions.

**NOTES:**

(1) FY12 Ambulance Service Reimbursement Allowance Program began in FY 2012 (October 2011).

**CORE RECONCILIATION DETAIL**

STATE

GR AMBULANCE SRV REIM ALL TRF

**5. CORE RECONCILIATION DETAIL**

	Budget Class	FTE	GR	Federal	Other	Total	Explanation
<b>TAFP AFTER VETOES</b>							
	TRF	0.00	0	0	18,236,543	18,236,543	
	<b>Total</b>	<b>0.00</b>	<b>0</b>	<b>0</b>	<b>18,236,543</b>	<b>18,236,543</b>	
<b>DEPARTMENT CORE REQUEST</b>							
	TRF	0.00	0	0	18,236,543	18,236,543	
	<b>Total</b>	<b>0.00</b>	<b>0</b>	<b>0</b>	<b>18,236,543</b>	<b>18,236,543</b>	
<b>GOVERNOR'S RECOMMENDED CORE</b>							
	TRF	0.00	0	0	18,236,543	18,236,543	
	<b>Total</b>	<b>0.00</b>	<b>0</b>	<b>0</b>	<b>18,236,543</b>	<b>18,236,543</b>	



**DECISION ITEM DETAIL**

Budget Unit	FY 2013	FY 2013	FY 2014	FY 2014	FY 2015	FY 2015	FY 2015	FY 2015
Decision Item	ACTUAL	ACTUAL	BUDGET	BUDGET	DEPT REQ	DEPT REQ	GOV REC	GOV REC
Budget Object Class	DOLLAR	FTE	DOLLAR	FTE	DOLLAR	FTE	DOLLAR	FTE
<b>GR AMBULANCE SRV REIM ALL TRF</b>								
<b>CORE</b>								
TRANSFERS OUT	6,535,001	0.00	18,236,543	0.00	18,236,543	0.00	18,236,543	0.00
<b>TOTAL - TRF</b>	<b>6,535,001</b>	<b>0.00</b>	<b>18,236,543</b>	<b>0.00</b>	<b>18,236,543</b>	<b>0.00</b>	<b>18,236,543</b>	<b>0.00</b>
<b>GRAND TOTAL</b>	<b>\$6,535,001</b>	<b>0.00</b>	<b>\$18,236,543</b>	<b>0.00</b>	<b>\$18,236,543</b>	<b>0.00</b>	<b>\$18,236,543</b>	<b>0.00</b>
GENERAL REVENUE	\$0	0.00	\$0	0.00	\$0	0.00	\$0	0.00
FEDERAL FUNDS	\$0	0.00	\$0	0.00	\$0	0.00	\$0	0.00
OTHER FUNDS	\$6,535,001	0.00	\$18,236,543	0.00	\$18,236,543	0.00	\$18,236,543	0.00

**PROGRAM DESCRIPTION**

Department: Social Services

Program Name: GR Ambulance Service Federal Reimburse Allowance Transfer

Program is found in the following core budget(s): GR Ambulance Service Fed Reimburse Allow -Transfer

**1. What does this program do?**

Federal Medicaid regulation requires states to establish they have sufficient state dollars available in order to draw down federal dollars. This transfer is used for that purpose.

**2. What is the authorization for this program, i.e., federal or state statute, etc.? (Include the federal program number, if applicable.)**

State statute: RSMo. 208.152, 208.153; Federal law: Social Security Act Sections 1905(a)(1) and (2)(d)(5)(h). Federal Regulations: 42 CFR 433.51 and 440.20.

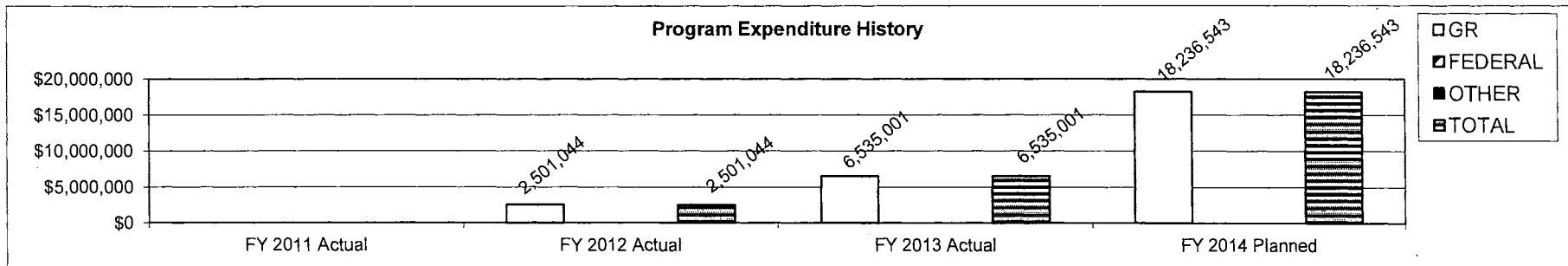
**3. Are there federal matching requirements? If yes, please explain.**

No.

**4. Is this a federally mandated program? If yes, please explain.**

No.

**5. Provide actual expenditures for the prior three fiscal years and planned expenditures for the current fiscal year.**



**6. What are the sources of the "Other " funds?**

N/A

**7a. Provide an effectiveness measure.**

These transfers allow the state to draw federal match for funds paid through the Ambulance Federal Reimbursement Allowance program. The ambulance program is in the Rehab and Specialty appropriation.

**7b. Provide an efficiency measure.**

These transfers allow the state to draw federal match for funds paid through the Ambulance Federal Reimbursement Allowance program. The ambulance program is in the Rehab and Specialty appropriation.

**7c. Provide the number of clients/individuals served, if applicable.**

These transfers allow the state to draw federal match for funds paid through the Ambulance Federal Reimbursement Allowance program. The ambulance program is in the Rehab and Specialty appropriation.

**7d. Provide a customer satisfaction measure, if available.**

These transfers allow the state to draw federal match for funds paid through the Ambulance Federal Reimbursement Allowance program. The ambulance program is in the Rehab and Specialty program.

10/10/10

Managed Care

Managed Care

**DECISION ITEM SUMMARY**

Budget Unit									
Decision Item	FY 2013	FY 2013	FY 2014	FY 2014	FY 2015	FY 2015	FY 2015	FY 2015	FY 2015
Budget Object Summary	ACTUAL	ACTUAL	BUDGET	BUDGET	DEPT REQ	DEPT REQ	GOV REC	GOV REC	GOV REC
Fund	DOLLAR	FTE	DOLLAR	FTE	DOLLAR	FTE	DOLLAR	FTE	FTE
<b>MANAGED CARE</b>									
<b>CORE</b>									
<b>EXPENSE &amp; EQUIPMENT</b>									
GENERAL REVENUE	1,605,201	0.00	0	0.00	0	0.00	0	0.00	0.00
LIFE SCIENCES RESEARCH TRUST	3,500	0.00	0	0.00	0	0.00	0	0.00	0.00
TOTAL - EE	1,608,701	0.00	0	0.00	0	0.00	0	0.00	0.00
<b>PROGRAM-SPECIFIC</b>									
GENERAL REVENUE	290,031,968	0.00	321,095,339	0.00	321,095,339	0.00	321,095,339	0.00	0.00
TITLE XIX-FEDERAL AND OTHER	679,298,296	0.00	745,188,433	0.00	745,188,433	0.00	745,188,433	0.00	0.00
FEDERAL REIMBURSEMENT ALLOWANCE	108,629,699	0.00	97,626,207	0.00	97,626,207	0.00	97,626,207	0.00	0.00
MO HEALTHNET MANAGED CARE ORG	385,067	0.00	0	0.00	0	0.00	0	0.00	0.00
HEALTH INITIATIVES	7,813,428	0.00	8,055,080	0.00	8,055,080	0.00	8,055,080	0.00	0.00
HEALTHY FAMILIES TRUST	4,447,110	0.00	4,000,000	0.00	4,000,000	0.00	4,000,000	0.00	0.00
LIFE SCIENCES RESEARCH TRUST	7,269,044	0.00	6,272,544	0.00	6,272,544	0.00	6,272,544	0.00	0.00
AMBULANCE SERVICE REIMB ALLOW	0	0.00	522,459	0.00	522,459	0.00	522,459	0.00	0.00
TOTAL - PD	1,097,874,612	0.00	1,182,760,062	0.00	1,182,760,062	0.00	1,182,760,062	0.00	0.00
<b>TOTAL</b>	<b>1,099,483,313</b>	<b>0.00</b>	<b>1,182,760,062</b>	<b>0.00</b>	<b>1,182,760,062</b>	<b>0.00</b>	<b>1,182,760,062</b>	<b>0.00</b>	<b>0.00</b>
<b>Managed Care Acturial Increase - 1886009</b>									
<b>PROGRAM-SPECIFIC</b>									
GENERAL REVENUE	0	0.00	0	0.00	20,981,831	0.00	0	0.00	0.00
TITLE XIX-FEDERAL AND OTHER	0	0.00	0	0.00	34,277,140	0.00	34,432,838	0.00	0.00
TOTAL - PD	0	0.00	0	0.00	55,258,971	0.00	34,432,838	0.00	0.00
<b>TOTAL</b>	<b>0</b>	<b>0.00</b>	<b>0</b>	<b>0.00</b>	<b>55,258,971</b>	<b>0.00</b>	<b>34,432,838</b>	<b>0.00</b>	<b>0.00</b>
<b>FMAP Adjustment - 1886018</b>									
<b>PROGRAM-SPECIFIC</b>									
TITLE XIX-FEDERAL AND OTHER	0	0.00	0	0.00	0	0.00	11,889,461	0.00	0.00
TOTAL - PD	0	0.00	0	0.00	0	0.00	11,889,461	0.00	0.00
<b>TOTAL</b>	<b>0</b>	<b>0.00</b>	<b>0</b>	<b>0.00</b>	<b>0</b>	<b>0.00</b>	<b>11,889,461</b>	<b>0.00</b>	<b>0.00</b>
<b>Medicaid expansion - 1886019</b>									
<b>PROGRAM-SPECIFIC</b>									
GENERAL REVENUE	0	0.00	0	0.00	0	0.00	(13,878,160)	0.00	0.00

1/21/14 18:58

im\_disummary

**DECISION ITEM SUMMARY**

Budget Unit	FY 2013	FY 2013	FY 2014	FY 2014	FY 2015	FY 2015	FY 2015	FY 2015
Decision Item	ACTUAL	ACTUAL	BUDGET	BUDGET	DEPT REQ	DEPT REQ	GOV REC	GOV REC
Budget Object Summary	DOLLAR	FTE	DOLLAR	FTE	DOLLAR	FTE	DOLLAR	FTE
Fund								
<b>MANAGED CARE</b>								
<b>Medicaid expansion - 1886019</b>								
PROGRAM-SPECIFIC								
TITLE XIX-FEDERAL AND OTHER	0	0.00	0	0.00	0	0.00	(7,017,542)	0.00
FEDERAL REIMBURSEMENT ALLOWANCE	0	0.00	0	0.00	0	0.00	(8,046,805)	0.00
AMBULANCE SERVICE REIMB ALLOW	0	0.00	0	0.00	0	0.00	(29,730)	0.00
TOTAL - PD	0	0.00	0	0.00	0	0.00	(28,972,237)	0.00
<b>TOTAL</b>	<b>0</b>	<b>0.00</b>	<b>0</b>	<b>0.00</b>	<b>0</b>	<b>0.00</b>	<b>(28,972,237)</b>	<b>0.00</b>
<b>GRAND TOTAL</b>	<b>\$1,099,483,313</b>	<b>0.00</b>	<b>\$1,182,760,062</b>	<b>0.00</b>	<b>\$1,238,019,033</b>	<b>0.00</b>	<b>\$1,200,110,124</b>	<b>0.00</b>

**CORE DECISION ITEM**

Department: Social Services  
 Division: MO HealthNet  
 Core: Managed Care

Budget Unit: 90551C

**1. CORE FINANCIAL SUMMARY**

	FY 2015 Budget Request			
	GR	Federal	Other	Total
PS				
EE				
PSD	321,095,339	745,188,433	116,476,290	1,182,760,062
TRF				
<b>Total</b>	<b>321,095,339</b>	<b>745,188,433</b>	<b>116,476,290</b>	<b>1,182,760,062</b>
<b>FTE</b>				<b>0.00</b>

	FY 2015 Governor's Recommendation			
	GR	Federal	Other	Total
PS				
EE				
PSD	321,095,339	745,188,433	116,476,290	1,182,760,062
TRF				
<b>Total</b>	<b>321,095,339</b>	<b>745,188,433</b>	<b>116,476,290</b>	<b>1,182,760,062</b>
<b>FTE</b>				<b>0.00</b>

<b>Est. Fringe</b>	0	0	0	0
--------------------	---	---	---	---

*Note: Fringes budgeted in House Bill 5 except for certain fringes budgeted directly to MoDOT, Highway Patrol, and Conservation.*

<b>Est. Fring</b>	0	0	0	0
-------------------	---	---	---	---

*Note: Fringes budgeted in House Bill 5 except for certain fringes budgeted directly to MoDOT, Highway Patrol, and Conservation.*

Other Funds: Health Initiatives Fund (HIF) (0275)  
 Federal Reimbursement Allowance Fund (FRA) (0142)  
 Life Sciences Research Trust Fund(0763)  
 Healthy Families Trust Fund (0625)  
 Ambulance Service Reimb Allowance Fund (0958)

Other Funds: Health Initiatives Fund (HIF) (0275)  
 Federal Reimbursement Allowance Fund (FRA) (0142)  
 Life Sciences Research Trust Fund(0763)  
 Healthy Families Trust Fund (0625)  
 Ambulance Service Reimb Allowance Fund (0958)

**2. CORE DESCRIPTION**

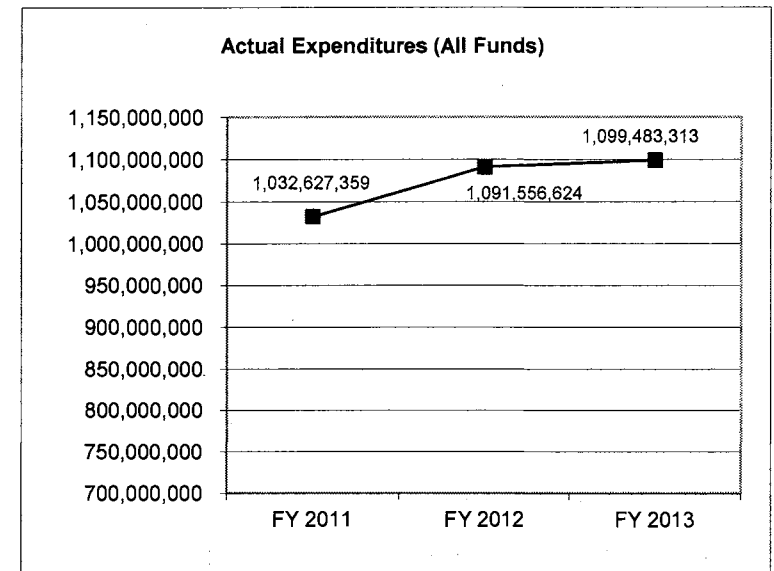
This core request is for the continued funding of the Managed Care program to provide health care services to the MO HealthNet managed care population.

**3. PROGRAM LISTING (list programs included in this core funding)**

Managed Care

**4. FINANCIAL HISTORY**

	FY 2011 Actual	FY 2012 Actual	FY 2013 Actual	FY 2014 Current Yr.
Appropriation (All Funds)	1,068,925,731	1,148,266,112	1,126,120,521	1,182,760,062
Less Reverted (All Funds)	(5,241,652)	(8,692,652)	(241,652)	N/A
Budget Authority (All Funds)	1,063,684,079	1,139,573,460	1,125,878,869	N/A
Actual Expenditures (All Funds)	1,032,627,359	1,091,556,624	1,099,483,313	N/A
Unexpended (All Funds)	31,056,720	48,016,836	26,395,556	N/A
Unexpended, by Fund:				
General Revenue	0	728,226	0	N/A
Federal	31,056,720	40,181,076	26,395,556	N/A
Other	0	7,107,534	0	N/A
	(1)	(2)	(3)	



Reverted includes Governor's standard 3 percent reserve (when applicable) and any extraordinary withholdings.

**NOTES:**

- (1) FY11 Agency reserve of \$8,734,377 in federal funds; Expenditures of \$4,718,850 were paid from the Supplemental Pool.
- (2) FY12 "E" appropriation on MO HealthNet Managed Care Organization Reimbursement Allowance removed in FY 2013, appropriation increased to \$385,067.
- (3) FY13 Estimated appropriation or "E" status removed.

#### 4. FINANCIAL HISTORY

Cost Per Eligible - Per Member Per Month (PMPM)					
	Managed Care PMPM**	Acute Care PMPM***	Total PMPM	Managed Care Percentage of Acute	Managed Care Percentage of Total
PTD	\$0.00	\$980.77	\$1,753.82	0.00%	0.00%
Seniors	\$0.00	\$330.70	\$1,396.91	0.00%	0.00%
Custodial Parents	\$203.28	\$444.84	\$462.86	45.70%	43.92%
Children*	\$122.54	\$255.89	\$282.16	47.89%	43.43%
Pregnant Women	\$166.25	\$559.30	\$569.72	29.72%	29.18%

Source: Table 23 Medical Statistics for Fiscal Year 2013 (Paid Claims Data). Does not include add-on payments.

\* CHIP eligibles not included.

\*\* Includes EPSDT services.

\*\*\* Acute Care PMPM includes Managed Care and all Managed Care carve out services, such as Pharmacy.  
See 4th paragraph on the right for complete list of services included in Acute Care PMPM.

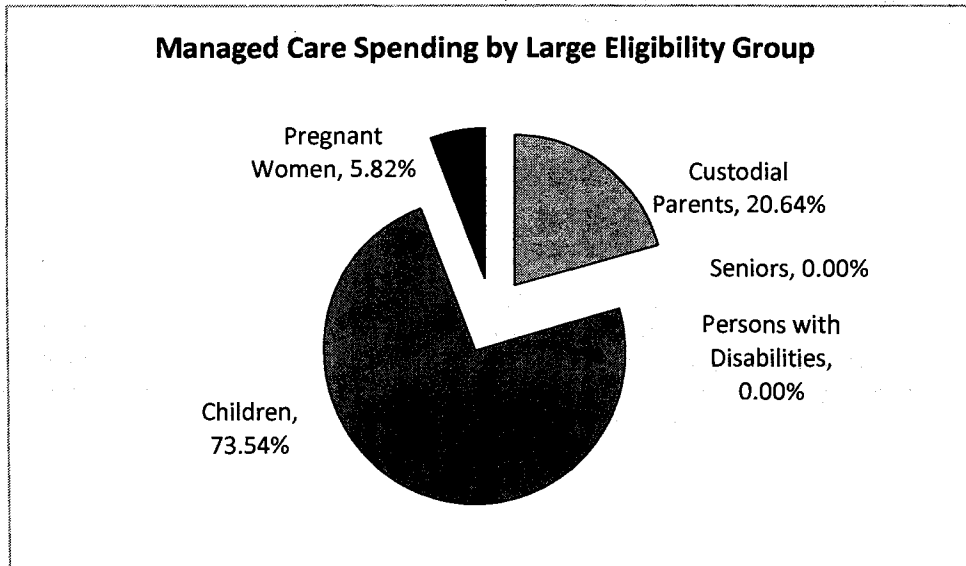
The Cost per Eligible - Per Member Per Month (PMPM) table provides the total PMPM for each large eligibility group. Health care entities use per member per month calculations as a benchmark to monitor, assess, and manage health care costs. The PMPM metric provides MO HealthNet management with a high level aggregate spending metric.

PMPM is calculated by dividing costs by the number of eligibles enrolled. Since caseload growth is accounted for when determining PMPM, the PMPM provides management with a better tool than just comparing overall increases in spending.

PMPM by eligibility group and type of service serves as a baseline for management to determine if cost control interventions are working as intended. Monitoring PMPM amounts allow tracking by a population so that a shift in services is reflected in one metric.

The PMPM table reflects the PMPM amounts for managed care, acute care, and total. The acute care PMPM is made up of payments for the following services: inpatient, physician/lab/x-ray, outpatient/clinic, pharmacy, managed care payments, Medicare co-pay/deductibles, dental and other acute services administered by MO HealthNet. It does **not** include nursing facilities, in-home services, mental health services and state institutions. By comparing the managed care PMPM to the acute care PMPM, MO HealthNet management can monitor the progress of interventions controlled by MO HealthNet management.

The Spending by Large Eligibility Group (left) shows the percentage of spending by each eligibility group for managed care. It provides a snapshot of what eligibility groups are enrolled in managed care, as well as the populations impacted by program changes.



Source: Table 23 Medical Statistics for Fiscal Year 2013 (Paid Claims Data).



**CORE RECONCILIATION DETAIL**

STATE

MANAGED CARE

**5. CORE RECONCILIATION DETAIL**

	<b>Budget Class</b>	<b>FTE</b>	<b>GR</b>	<b>Federal</b>	<b>Other</b>	<b>Total</b>	<b>Explanation</b>
<b>TAFP AFTER VETOES</b>	PD	0.00	321,095,339	745,188,433	116,476,290	1,182,760,062	
	<b>Total</b>	<b>0.00</b>	<b>321,095,339</b>	<b>745,188,433</b>	<b>116,476,290</b>	<b>1,182,760,062</b>	
<b>DEPARTMENT CORE REQUEST</b>	PD	0.00	321,095,339	745,188,433	116,476,290	1,182,760,062	
	<b>Total</b>	<b>0.00</b>	<b>321,095,339</b>	<b>745,188,433</b>	<b>116,476,290</b>	<b>1,182,760,062</b>	
<b>GOVERNOR'S RECOMMENDED CORE</b>	PD	0.00	321,095,339	745,188,433	116,476,290	1,182,760,062	
	<b>Total</b>	<b>0.00</b>	<b>321,095,339</b>	<b>745,188,433</b>	<b>116,476,290</b>	<b>1,182,760,062</b>	

**DECISION ITEM DETAIL**

Budget Unit	FY 2013	FY 2013	FY 2014	FY 2014	FY 2015	FY 2015	FY 2015	FY 2015
Decision Item	ACTUAL	ACTUAL	BUDGET	BUDGET	DEPT REQ	DEPT REQ	GOV REC	GOV REC
Budget Object Class	DOLLAR	FTE	DOLLAR	FTE	DOLLAR	FTE	DOLLAR	FTE
<b>MANAGED CARE</b>								
<b>CORE</b>								
PROFESSIONAL SERVICES	1,608,701	0.00	0	0.00	0	0.00	0	0.00
<b>TOTAL - EE</b>	<b>1,608,701</b>	<b>0.00</b>	<b>0</b>	<b>0.00</b>	<b>0</b>	<b>0.00</b>	<b>0</b>	<b>0.00</b>
PROGRAM DISTRIBUTIONS	1,097,874,612	0.00	1,182,760,062	0.00	1,182,760,062	0.00	1,182,760,062	0.00
<b>TOTAL - PD</b>	<b>1,097,874,612</b>	<b>0.00</b>	<b>1,182,760,062</b>	<b>0.00</b>	<b>1,182,760,062</b>	<b>0.00</b>	<b>1,182,760,062</b>	<b>0.00</b>
<b>GRAND TOTAL</b>	<b>\$1,099,483,313</b>	<b>0.00</b>	<b>\$1,182,760,062</b>	<b>0.00</b>	<b>\$1,182,760,062</b>	<b>0.00</b>	<b>\$1,182,760,062</b>	<b>0.00</b>
GENERAL REVENUE	\$291,637,169	0.00	\$321,095,339	0.00	\$321,095,339	0.00	\$321,095,339	0.00
FEDERAL FUNDS	\$679,298,296	0.00	\$745,188,433	0.00	\$745,188,433	0.00	\$745,188,433	0.00
OTHER FUNDS	\$128,547,848	0.00	\$116,476,290	0.00	\$116,476,290	0.00	\$116,476,290	0.00

## PROGRAM DESCRIPTION

**Department: Social Services**

**Program Name: Managed Care**

**Program is found in the following core budget(s): Managed Care**

### 1. What does this program do?

The MO HealthNet Division operates an HMO-style managed care program, MO HealthNet Managed Care. MO HealthNet Managed Care health plans contract with the state and are paid a monthly capitation payment for providing services for each enrollee. Participation in MO HealthNet Managed Care is mandatory for certain MO HealthNet eligibility groups within the regions in operation. The mandatory groups are: MO HealthNet for Families-Adults and Children; MO HealthNet for Children; Refugees; MO HealthNet for Pregnant Women; Children in State Care and Custody; and Children's Health Insurance Program (CHIP). Those participants who receive Supplemental Security Income (SSI), meet the SSI medical disability definition, or get adoption subsidy benefits may stay in MO HealthNet Managed Care or may choose to receive services on a fee-for-service basis. The MO HealthNet Managed Care program has been operating in the Eastern Region since September 1, 1995, in the Central Region since March 1, 1996, and in the Western Region since January 1, 1997. Effective January 1, 2008 the state introduced the MO HealthNet Managed Care program in seventeen counties contiguous to the existing three MO HealthNet Managed Care regions.

The MO HealthNet Managed Care program is subject to an approved federal 1915(b) waiver and an approved CHIP State Plan Amendment. These include a cost projection and a budget neutrality projection. An independent evaluation of the MO HealthNet Managed Care program is required with respect to access to care and quality of services that must be submitted to the Centers for Medicare and Medicaid Services. At the end of the waiver period or at prescribed intervals within the waiver period, the state must demonstrate that their waiver cost projections and budget neutrality projections are reasonable and consistent with statute, regulation and guidance.

Objectives of the MO HealthNet Managed Care program include cost effectiveness, quality of care, contract compliance, and member satisfaction.

Services: In MO HealthNet Managed Care most enrollees receive all the services that the fee-for-service program offers. Examples of services included in the capitation payment paid to health plans are: hospital; physician; emergency medical services; EPSDT services; family planning services; dental; optical; audiology; personal care; adult day health care; and mental health services. Certain services are provided on a fee-for-service basis outside of the capitation payment such as pharmacy services, transplants, and school-based therapy. Department of Health and Senior Services testing services (tests on newborns), certain mental health services, including ICF/MR, community psychiatric rehabilitation services, CSTAR services, smoking cessation, and mental health services for children in care and custody are also offered on a fee-for-service basis.

Improvements Over Fee-For-Service: MO HealthNet Managed Care gives MO HealthNet participants a number of advantages over traditional fee-for-service MO HealthNet. Each MO HealthNet Managed Care participant chooses a MO HealthNet Managed Care health plan and a primary care provider from within the network of the health plan. Managed Care participants are guaranteed access to primary care and other services as needed.

MO HealthNet Managed Care health plans must ensure that routine exams are scheduled within thirty days, urgent care within twenty-four hours, and emergency services must be available at all times. MO HealthNet Managed Care health plans must ensure that children receive all EPSDT exams (complete physicals on a regular schedule), are fully immunized, and receive any medically necessary service. MO HealthNet Managed Care health plans are required to provide case management to ensure that enrollee services, especially children's and pregnant women's, are properly coordinated.

MO HealthNet Managed Care provides the means to control costs, but more importantly provides the means to ensure access, manage and coordinate benefits, and monitor quality of care and outcomes.

**Quality Assessment:** The purpose of quality assessment is to assess the quality of services in the MO HealthNet Managed Care program. Quality assessment utilizes a variety of methods and tools to measure outcomes of services provided. The goal is to monitor health care services provided to MO HealthNet Managed Care members by the MO HealthNet Managed Care health plans, and comply with federal, state and contract requirements. The MO HealthNet Managed Care health plans must meet program standards for quality improvement, systems, member services, provider services, recordkeeping, organizational structure, adequacy of personnel, access standards, and data reporting as outlined in the MO HealthNet Managed Care contracts. Quality assessment measures are taken from the Healthcare Effectiveness Data Information Set (HEDIS) and other internally developed measurements. HEDIS is a strong public/private effort that includes a standardized set of measures to assess and encourage the continual improvement in the quality of health care. Specifically, Medicaid HEDIS includes additional quality and access measures which respond more directly to needs of women and children who make up the majority of MO HealthNet Managed Care participants. HEDIS is intended to be used collaboratively by the state agency and the MO HealthNet Managed Care health plans to:

- ◆ Provide the state agency with information on the performance of the contracted MO HealthNet Managed Care health plans;
- ◆ Assist health plans in quality improvement efforts;
- ◆ Support emerging efforts to inform MO HealthNet clients about managed care plan performance; and
- ◆ Promote standardization of health plan reporting across the public and private sectors.

An annual report is provided with significant outcomes measured including the following:

- ◆ Member complaints and grievances including actions taken and reasons for members changing MO HealthNet Managed Care health plans;
- ◆ Utilization review including inpatient/outpatient visits for both physical and mental health;
- ◆ Outcome indicators such as diabetes, asthma, low birth weight and mortality;
- ◆ EPSDT activities (children's health services) such as the number of well child visits provided;
- ◆ Prenatal activities and services provided; and
- ◆ Behavioral Health activities and services provided.

**National Committee for Quality Assurance (NCQA) Accreditation:** Effective October 1, 2011, the Managed Care health plans must be NCQA accredited at a level of "accredited" or better for the MO HealthNet product. The MCOs must maintain such accreditation thereafter and throughout the duration of the contract. The state of Missouri will require all future MO HealthNet Managed Care contractors to be NCQA accredited.

**Contract Compliance:** Along with quality assessment, monitoring MO HealthNet Managed Care health plan compliance to contractual requirements is a primary method to measure whether the goals of managed care are being met. Contractual compliance monitoring begins with the issuance of the Request for Proposal (RFP) and continues throughout the contract. Contract compliance is measured through a variety of methods. The MO HealthNet Division has a relationship with the Missouri Department of Insurance, Financial Institutions and Professional Registration to analyze MO HealthNet Managed Care health plan provider networks in accordance with 20 CSR 400-7.095 to ensure that the network is adequate to meet the needs of enrollees.

**Member Satisfaction:** Member satisfaction with the MO HealthNet Managed Care health plans is another method for measuring success of the MO HealthNet Managed Care program. An initial measurement is how many members actually choose their MO HealthNet Managed Care health plan versus MO HealthNet assigning them to MO HealthNet Managed Care health plans. MO HealthNet Managed Care has a high voluntary choice percentage. Since the inception of the MO HealthNet Managed Care program, approximately 10% of enrollees are randomly assigned. Reporting has been developed to continuously monitor how many participants initially choose their MO HealthNet Managed Care health plans as well as which health plans are chosen. Other reporting monitors participants' transfer requests among MO HealthNet Managed Care health plans to identify health plans that have particular problems keeping their participants. MO HealthNet also looks at the number of calls coming into our participant and provider hotlines to assess problem areas with health plans. MO HealthNet Managed Care health plans submit enrollee satisfaction data to the Department of Health and Senior Services in accordance with 19 CSR 10-5.010.

**Managed Care Rebid:** MO HealthNet recently awarded contracts to three health plans to provide services in the three MO HealthNet Managed Care regions. The new contracts were effective July 1, 2012 and include two one-year renewal periods.

**2. What is the authorization for this program, i.e., federal or state statute, etc.? (Include the federal program number, if applicable.)**

State statute: RSMo. 208.166; Federal law: Social Security Act Sections 1902(a)(4), 1903(m), 1915(b), 1932; Federal Regulations: 42 CFR 438 and 412.106.

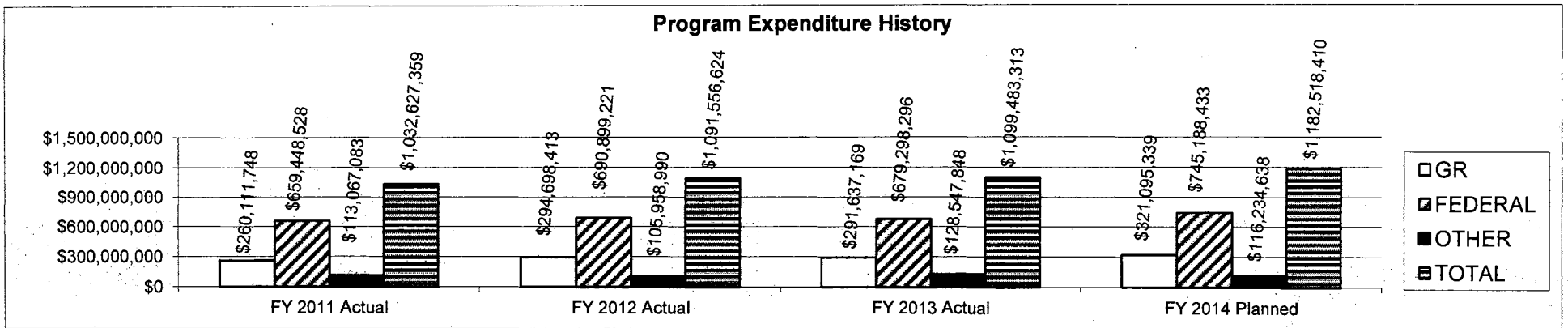
**3. Are there federal matching requirements? If yes, please explain.**

States can earn the federal medical assistance percentage (FMAP) on MO HealthNet program expenditures. The Social Security Act requires the Secretary of Health and Human Services to calculate and publish the actual FMAP each year. The FMAP is calculated using economic indicators from states and the nation as a whole. Generally, Missouri's FMAP for FY14 is a blended 61.865% federal match. The state matching requirement is 38.135%.

**4. Is this a federally mandated program? If yes, please explain.**

MO HealthNet Managed Care covers most services available to fee-for-service participants. As such, both mandatory and non-mandatory services are included. Services not included in MO HealthNet Managed Care are available on a fee-for-service basis.

**5. Provide actual expenditures for the prior three fiscal years and planned expenditures for the current fiscal year.**



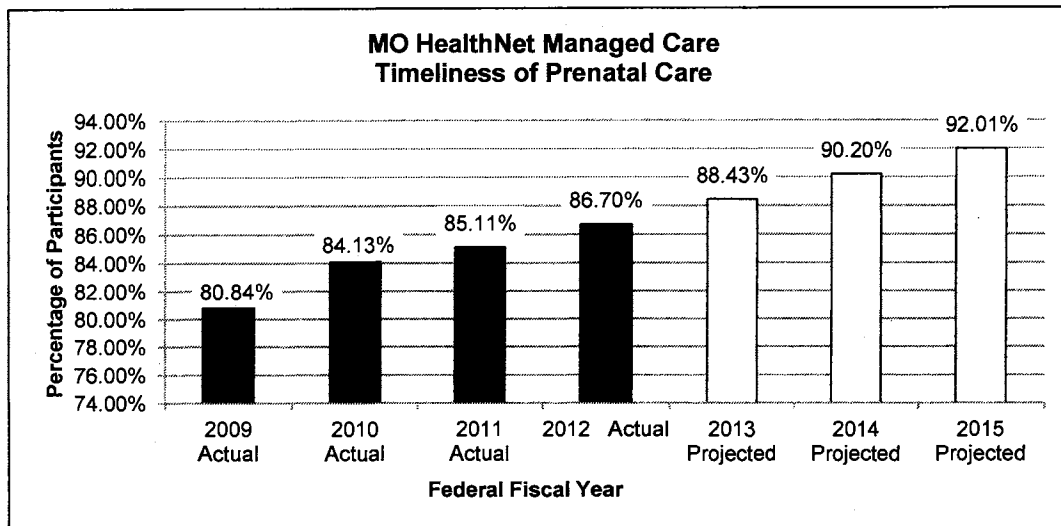
FY14 planned is net of reverted. Reverted: \$241,652 Other Funds.

**6. What are the sources of the "Other" funds?**

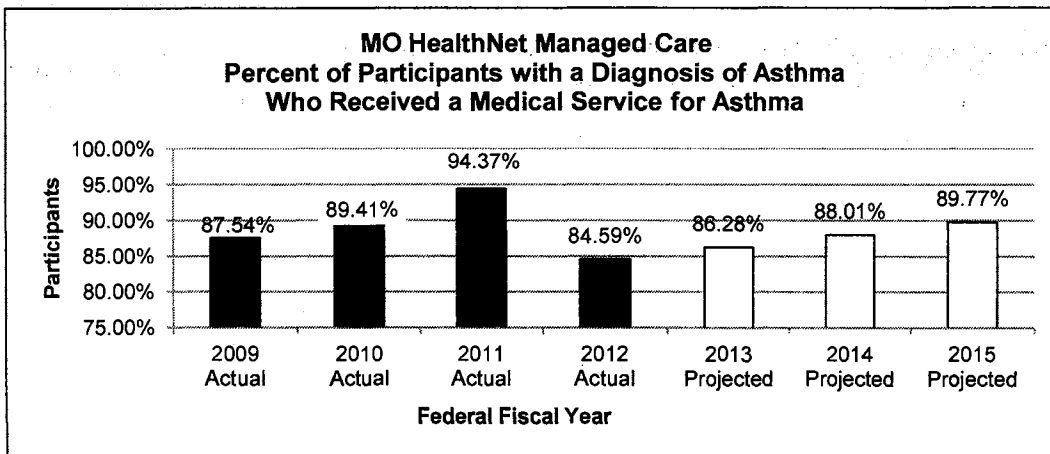
Federal Reimbursement Allowance Fund (0142), Mo HealthNet Managed Care Org Fund (0160), Health Initiatives Fund (0275), Healthy Families Trust (0625) and for FY 11 through FY 14, Life Sciences Research Trust Fund (0763), Ambulance Service Reimbursement Fund (0958).

**7a. Provide an effectiveness measure.**

Prenatal care is important for monitoring the progress of pregnancy and to identify risk factors for the mother or baby before they become serious and lead to poor outcomes and more expensive health care costs. The diagnosis and treatment of chronic conditions also reduces more expensive health care costs that could result when conditions are left untreated.



**Effectiveness Measure 1:** Increase the percentage of women receiving early prenatal care. The percentage of women who received prenatal care within the first trimester or within 42 days of enrollment in a health plan was 86.70% in 2012.

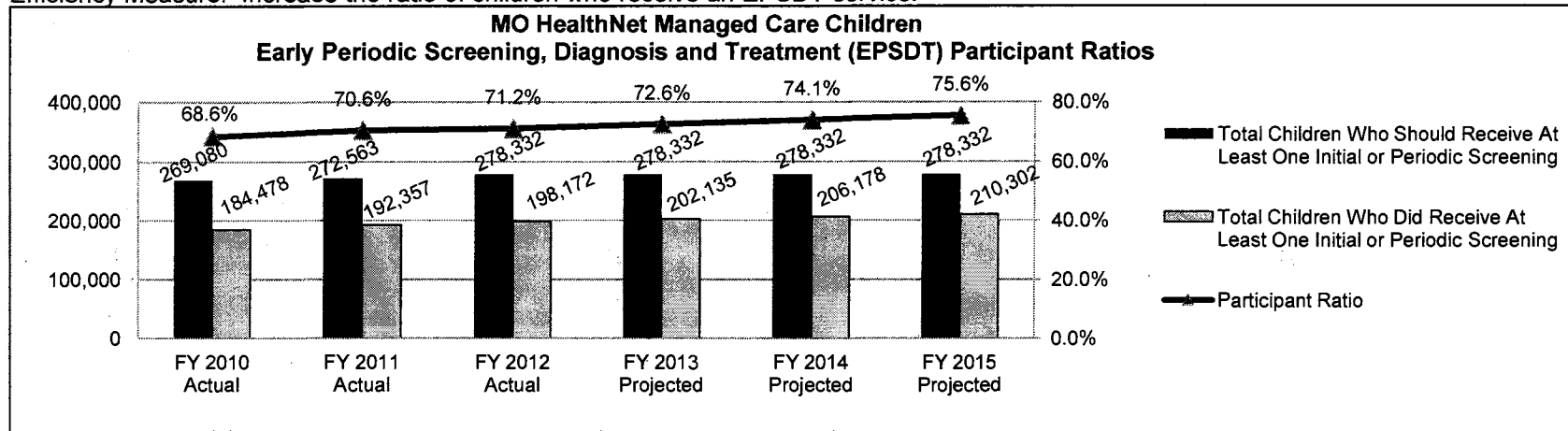


**Effectiveness Measure 2:** Increase the percentage of participants with chronic conditions who receive treatment for their condition. The percentage of participants with a diagnosis of asthma who received a medical service for asthma was 84.59% in 2012

**7b. Provide an efficiency measure.**

The Early Periodic Screening, Diagnosis and Treatment (EPSDT) program is a comprehensive, primary and preventive health care program for MO HealthNet eligible children and youth under the age of 21 years. The program provides early and periodic medical/dental screenings, diagnosis and treatment to correct or ameliorate defects and chronic conditions found during the screening. The chart below does not include CHIP children.

Efficiency Measure: Increase the ratio of children who receive an EPSDT service.

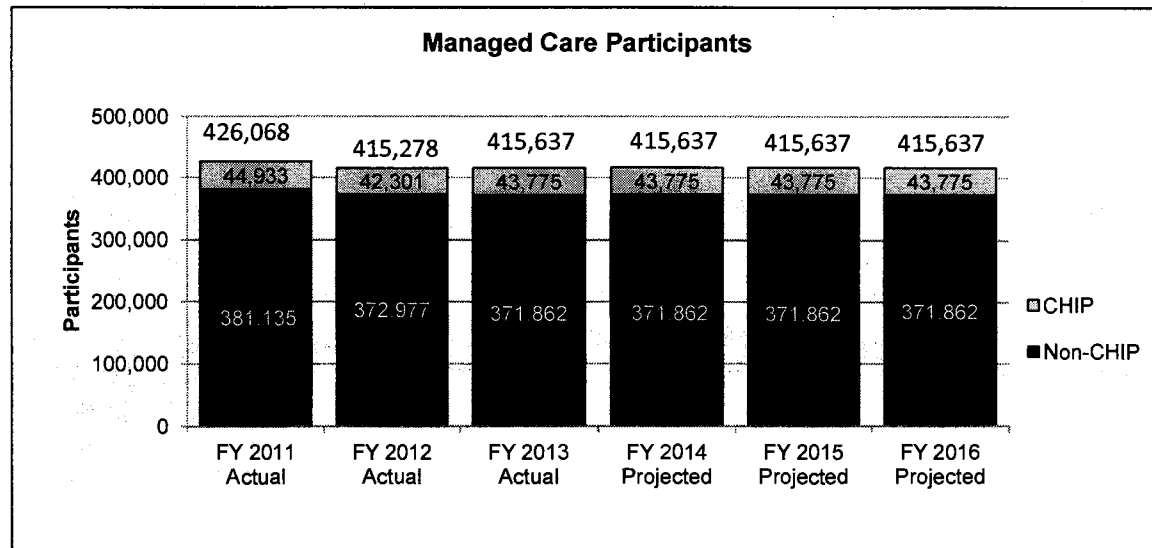


Note: FY 2013 Actuals will be available December 2013.

**7c. Provide the number of clients/individuals served, if applicable.**

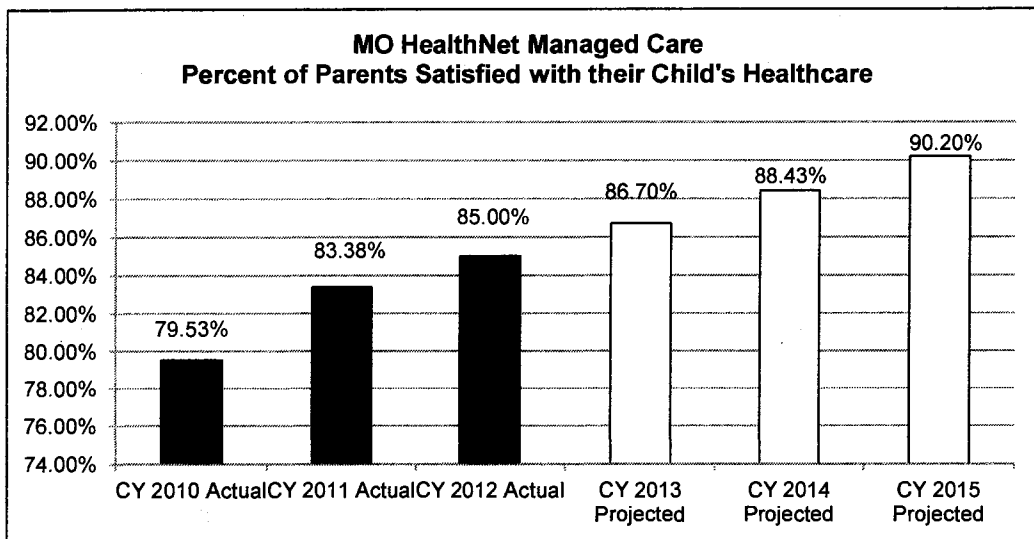
Participation in MO HealthNet Managed Care for those areas of the state where it is available is mandatory for these eligibility categories:

- \* MO HealthNet for Families;
- \* MO HealthNet for Kids;
- \* Refugees;
- \* MO HealthNet for Pregnant Women;
- \* Children in state care and custody; and
- \* CHIP.



**7d. Provide a customer satisfaction measure, if available.**

When parents were asked if they were satisfied with the health care their child received through their MO HealthNet Managed Care plan, 85% responded that they were satisfied in 2012.



Customer Satisfaction Measure: Increase the percentage of parents who were satisfied with the health care their child received through MO HealthNet Managed Care.



**Hospital Care**

**Hospital Care**

**DECISION ITEM SUMMARY**

Budget Unit									
Decision Item	FY 2013	FY 2013	FY 2014	FY 2014	FY 2015	FY 2015	FY 2015	FY 2015	FY 2015
Budget Object Summary	ACTUAL	ACTUAL	BUDGET	BUDGET	DEPT REQ	DEPT REQ	GOV REC	GOV REC	GOV REC
Fund	DOLLAR	FTE	DOLLAR	FTE	DOLLAR	FTE	DOLLAR	FTE	DOLLAR
<b>HOSPITAL CARE</b>									
<b>CORE</b>									
<b>EXPENSE &amp; EQUIPMENT</b>									
GENERAL REVENUE	0	0.00	150,000	0.00	150,000	0.00	150,000	0.00	150,000
TITLE XIX-FEDERAL AND OTHER	2,526,749	0.00	365,000	0.00	365,000	0.00	365,000	0.00	365,000
FEDERAL REIMBURSEMENT ALLOWANCE	921,937	0.00	215,000	0.00	215,000	0.00	215,000	0.00	215,000
HEALTH INITIATIVES	82,278	0.00	0	0.00	0	0.00	0	0.00	0
TOTAL - EE	3,530,964	0.00	730,000	0.00	730,000	0.00	730,000	0.00	730,000
<b>PROGRAM-SPECIFIC</b>									
GENERAL REVENUE	20,943,641	0.00	30,330,998	0.00	30,330,998	0.00	20,120,507	0.00	20,120,507
TITLE XIX-FEDERAL AND OTHER	483,237,025	0.00	510,523,697	0.00	510,523,697	0.00	510,523,697	0.00	510,523,697
UNCOMPENSATED CARE FUND	33,848,436	0.00	33,848,436	0.00	33,848,436	0.00	33,848,436	0.00	33,848,436
THIRD PARTY LIABILITY COLLECT	1,062,735	0.00	0	0.00	0	0.00	0	0.00	0
FEDERAL REIMBURSEMENT ALLOWANCE	188,194,008	0.00	176,784,954	0.00	176,784,954	0.00	176,784,954	0.00	176,784,954
PHARMACY REIMBURSEMENT ALLOWAN	15,709	0.00	15,709	0.00	15,709	0.00	15,709	0.00	15,709
HEALTH INITIATIVES	8,813,599	0.00	9,171,007	0.00	9,171,007	0.00	9,171,007	0.00	9,171,007
HEALTHY FAMILIES TRUST	42,731,431	0.00	40,365,444	0.00	40,365,444	0.00	40,365,444	0.00	40,365,444
PREMIUM	0	0.00	12,000,000	0.00	12,000,000	0.00	1,988,050	0.00	1,988,050
TOTAL - PD	778,846,584	0.00	813,040,245	0.00	813,040,245	0.00	792,817,804	0.00	792,817,804
<b>TOTAL</b>	<b>782,377,548</b>	<b>0.00</b>	<b>813,770,245</b>	<b>0.00</b>	<b>813,770,245</b>	<b>0.00</b>	<b>793,547,804</b>	<b>0.00</b>	<b>793,547,804</b>
<b>MHD GR Pickup - 1886002</b>									
<b>PROGRAM-SPECIFIC</b>									
GENERAL REVENUE	0	0.00	0	0.00	10,011,950	0.00	10,011,950	0.00	10,011,950
TOTAL - PD	0	0.00	0	0.00	10,011,950	0.00	10,011,950	0.00	10,011,950
<b>TOTAL</b>	<b>0</b>	<b>0.00</b>	<b>0</b>	<b>0.00</b>	<b>10,011,950</b>	<b>0.00</b>	<b>10,011,950</b>	<b>0.00</b>	<b>10,011,950</b>
<b>FMAP Adjustment - 1886018</b>									
<b>PROGRAM-SPECIFIC</b>									
TITLE XIX-FEDERAL AND OTHER	0	0.00	0	0.00	0	0.00	8,564,606	0.00	8,564,606
TOTAL - PD	0	0.00	0	0.00	0	0.00	8,564,606	0.00	8,564,606
<b>TOTAL</b>	<b>0</b>	<b>0.00</b>	<b>0</b>	<b>0.00</b>	<b>0</b>	<b>0.00</b>	<b>8,564,606</b>	<b>0.00</b>	<b>8,564,606</b>

**DECISION ITEM SUMMARY**

Budget Unit								
Decision Item	FY 2013	FY 2013	FY 2014	FY 2014	FY 2015	FY 2015	FY 2015	FY 2015
Budget Object Summary	ACTUAL	ACTUAL	BUDGET	BUDGET	DEPT REQ	DEPT REQ	GOV REC	GOV REC
Fund	DOLLAR	FTE	DOLLAR	FTE	DOLLAR	FTE	DOLLAR	FTE
<b>HOSPITAL CARE</b>								
<b>Medicaid expansion - 1886019</b>								
PROGRAM-SPECIFIC								
GENERAL REVENUE	0	0.00	0	0.00	0	0.00	(11,154,546)	0.00
TITLE XIX-FEDERAL AND OTHER	0	0.00	0	0.00	0	0.00	(4,235,582)	0.00
FEDERAL REIMBURSEMENT ALLOWANCE	0	0.00	0	0.00	0	0.00	(18,212,289)	0.00
TOTAL - PD	0	0.00	0	0.00	0	0.00	(33,602,417)	0.00
<b>TOTAL</b>	<b>0</b>	<b>0.00</b>	<b>0</b>	<b>0.00</b>	<b>0</b>	<b>0.00</b>	<b>(33,602,417)</b>	<b>0.00</b>
<b>GRAND TOTAL</b>	<b>\$782,377,548</b>	<b>0.00</b>	<b>\$813,770,245</b>	<b>0.00</b>	<b>\$823,782,195</b>	<b>0.00</b>	<b>\$778,521,943</b>	<b>0.00</b>

**CORE DECISION ITEM**

Department: Social Services  
 Division: MO HealthNet  
 Core: Hospital Care

Budget Unit: 90552C

**1. CORE FINANCIAL SUMMARY**

	FY 2015 Budget Request			
	GR	Federal	Other	Total
PS				
EE	150,000	365,000	215,000	730,000
PSD	30,330,998	510,523,697	272,185,550	813,040,245
TRF				
<b>Total</b>	<b>30,480,998</b>	<b>510,888,697</b>	<b>272,400,550</b>	<b>813,770,245</b>
FTE	0.00	0.00	0.00	0.00

<i>Est. Fringe</i>	0	0	0	0
--------------------	---	---	---	---

*Note: Fringes budgeted in House Bill 5 except for certain fringes budgeted directly to MoDOT, Highway Patrol, and Conservation.*

Other Funds: Uncompensated Care Fund (UCF) (0108)  
 Federal Reimbursement Allowance Fund (FRA) (0142)  
 Health Initiatives Fund (HIF) (0275)  
 Healthy Families Trust Fund (0625)  
 Pharmacy Reimbursement Allowance (0144)  
 Premium Fund (0885)

	FY 2015 Governor's Recommendation			
	GR	Federal	Other	Total
PS				
EE	150,000	365,000	215,000	730,000
PSD	20,120,507	510,523,697	262,173,600	792,817,804
TRF				
<b>Total</b>	<b>20,270,507</b>	<b>510,888,697</b>	<b>262,388,600</b>	<b>793,547,804</b>
FTE	0.00	0.00	0.00	0.00

<i>Est. Fringe</i>	0	0	0	0
--------------------	---	---	---	---

*Note: Fringes budgeted in House Bill 5 except for certain fringes budgeted directly to MoDOT, Highway Patrol, and Conservation.*

Other Funds: Uncompensated Care Fund (UCF) (0108)  
 Federal Reimbursement Allowance Fund (FRA) (0142)  
 Health Initiatives Fund (HIF) (0275)  
 Healthy Families Trust Fund (0625)  
 Pharmacy Reimbursement Allowance (0144)  
 Premium Fund (0885)

**2. CORE DESCRIPTION**

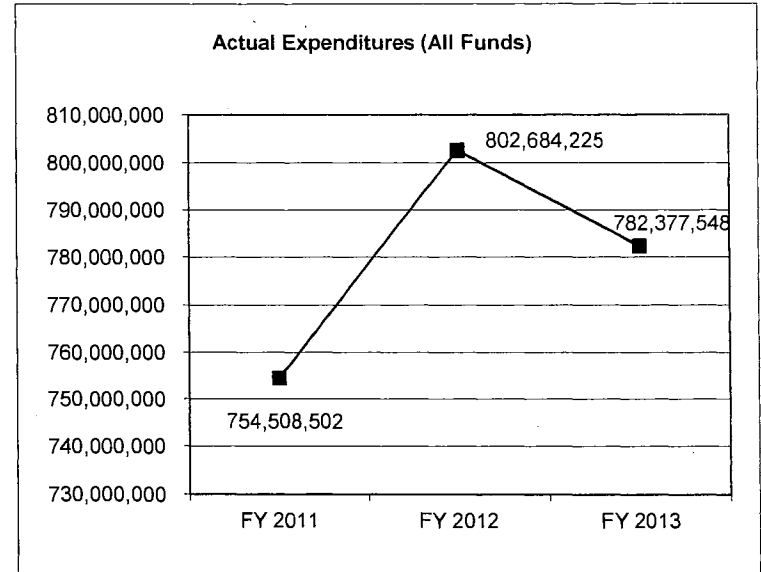
This core request is for ongoing funding to reimburse hospitals for services provided to fee-for-service MO HealthNet participants. Funding for this core is used to maintain hospital reimbursement at a sufficient level to ensure quality health care and provider participation.

**3. PROGRAM LISTING (list programs included in this core funding)**

Inpatient and Outpatient hospital services.

**4. FINANCIAL HISTORY**

	FY 2011 Actual	FY 2012 Actual	FY 2013 Actual	FY 2014 Current Yr.
Appropriation (All Funds)	813,250,756	848,745,804	810,751,203	813,770,245
Less Reverted (All Funds)	(83,915)	(83,915)	(275,130)	N/A
Budget Authority (All Funds)	813,166,841	848,661,889	810,476,073	N/A
Actual Expenditures (All Funds)	754,508,502	802,684,225	782,377,548	N/A
Unexpended (All Funds)	58,658,339	45,977,664	28,098,525	N/A
Unexpended, by Fund:				
General Revenue	0	106,901	0	N/A
Federal	30,218,122	43,949,429	28,096,475	N/A
Other	28,440,217	1,921,334	2,050	N/A
	(1)	(2)		



Reverted includes Governor's standard 3 percent reserve (when applicable) and any extraordinary expenditure restrictions.

**NOTES:**

(1) FY11 Expenditures of \$21,899,227 were paid from the Supplemental Pool, expenditures totaling \$9,383,430 were paid from Pharmacy appropriation. Lapse is for the FRA and federal share of trauma payments that DSS could not make (no earnings to support).

(2) FY12 Expenditures of \$1,668,924 were paid from Supplemental Pool. Appropriation and expended amounts includes GME and Safety Net Payments. Lapse is for the FRA and federal share of trauma payments that DSS could not make (no earnings to support).

**4. FINANCIAL HISTORY**

Cost Per Eligible - Per Member Per Month (PMPM)					
	Hospital PMPM	Acute Care PMPM	Total PMPM	Hospital Percentage of Acute	Hospital Percentage of Total
PTD	\$388.49	\$980.77	\$1,753.82	39.61%	22.15%
Seniors	\$55.92	\$330.70	\$1,396.91	16.91%	4.00%
Custodial Parents	\$89.45	\$444.84	\$462.86	20.11%	19.33%
Children*	\$43.72	\$255.89	\$282.16	17.09%	15.49%
Pregnant Women	\$186.94	\$559.30	\$569.72	33.42%	32.81%

Source: Table 23 Medical Statistics for FY 13. (Paid Claims Data)  
 \* CHIP eligibles not included

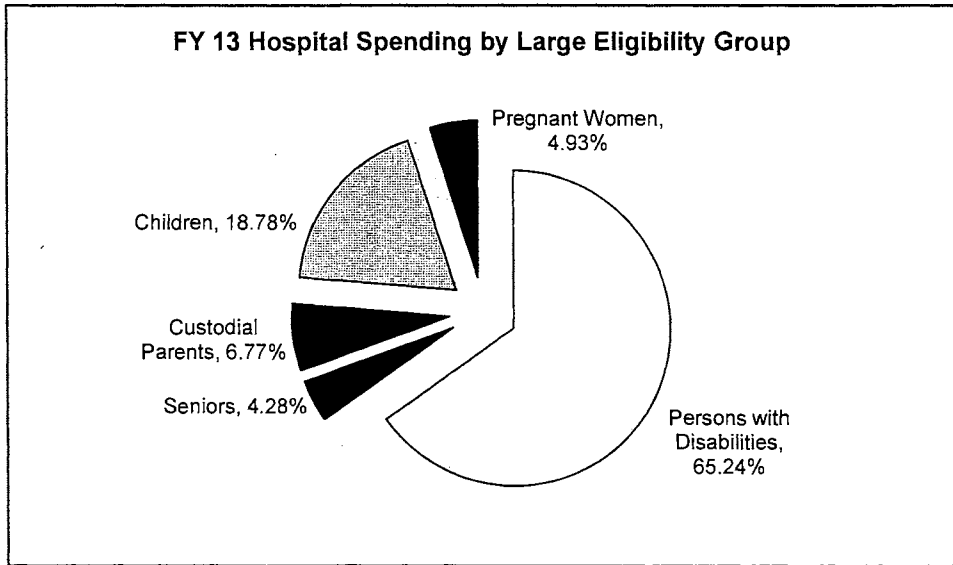
The Cost per Eligible - Per Member Per Month (PMPM) table provides the total PMPM for each large eligibility group. Health care entities use per member per month calculations as a benchmark to monitor, assess, and manage health care costs. The PMPM metric provides MO HealthNet (MHD) management with a high level aggregate spending metric.

PMPM is calculated by dividing costs by the number of eligibles enrolled. Since caseload growth is accounted for when determining PMPM, the PMPM provides management with a better tool than just comparing overall increases in spending.

PMPM by eligibility group and type of service serves as a baseline for management to determine if cost control interventions are working as intended. Monitoring PMPM amounts allow tracking by a population so that a shift in services is reflected in one metric.

The PMPM table reflects the PMPM amounts for hospital care, acute care, and total. The acute care PMPM is made up of payments for the following services: inpatient, physician/lab/x-ray, outpatient/clinic, drugs, managed care payments, Medicare co-pay/deductibles and other acute services administered by MHD. It does **not** include nursing facilities, in-home services, mental health services and state institutions. By comparing the hospital PMPM to the acute care PMPM, MHD management can monitor the progress of interventions controlled by MHD management.

The Spending by Large Eligibility Group (left) shows the percentage of spending by each eligibility group for hospitals. It provides a snapshot of what eligibility groups are receiving hospital services as well as the populations impacted by program changes.



Source: Table 23 Medical Statistics for FY 13. (Paid Claims Data)

**CORE RECONCILIATION DETAIL**

STATE

HOSPITAL CARE

**5. CORE RECONCILIATION DETAIL**

	Budget Class	FTE	GR	Federal	Other	Total	Explanation
<b>TAFP AFTER VETOES</b>							
	EE	0.00	150,000	365,000	215,000	730,000	
	PD	0.00	30,330,998	510,523,697	272,185,550	813,040,245	
	<b>Total</b>	<b>0.00</b>	<b>30,480,998</b>	<b>510,888,697</b>	<b>272,400,550</b>	<b>813,770,245</b>	
<b>DEPARTMENT CORE REQUEST</b>							
	EE	0.00	150,000	365,000	215,000	730,000	
	PD	0.00	30,330,998	510,523,697	272,185,550	813,040,245	
	<b>Total</b>	<b>0.00</b>	<b>30,480,998</b>	<b>510,888,697</b>	<b>272,400,550</b>	<b>813,770,245</b>	
<b>GOVERNOR'S ADDITIONAL CORE ADJUSTMENTS</b>							
Core Reduction	2385 8478	PD	0.00	0	0	(10,011,950)	(10,011,950) Reduction for one-time use of fund balance.
Core Reallocation	1977 1432	PD	0.00	(10,210,491)	0	0	(10,210,491)
<b>NET GOVERNOR CHANGES</b>			<b>0.00</b>	<b>(10,210,491)</b>	<b>0</b>	<b>(10,011,950)</b>	<b>(20,222,441)</b>
<b>GOVERNOR'S RECOMMENDED CORE</b>							
	EE	0.00	150,000	365,000	215,000	730,000	
	PD	0.00	20,120,507	510,523,697	262,173,600	792,817,804	
	<b>Total</b>	<b>0.00</b>	<b>20,270,507</b>	<b>510,888,697</b>	<b>262,388,600</b>	<b>793,547,804</b>	

**DECISION ITEM DETAIL**

Budget Unit	FY 2013	FY 2013	FY 2014	FY 2014	FY 2015	FY 2015	FY 2015	FY 2015
Decision Item	ACTUAL	ACTUAL	BUDGET	BUDGET	DEPT REQ	DEPT REQ	GOV REC	GOV REC
Budget Object Class	DOLLAR	FTE	DOLLAR	FTE	DOLLAR	FTE	DOLLAR	FTE
<b>HOSPITAL CARE</b>								
<b>CORE</b>								
PROFESSIONAL SERVICES	3,530,964	0.00	730,000	0.00	730,000	0.00	730,000	0.00
TOTAL - EE	3,530,964	0.00	730,000	0.00	730,000	0.00	730,000	0.00
PROGRAM DISTRIBUTIONS	778,846,584	0.00	813,040,245	0.00	813,040,245	0.00	792,817,804	0.00
TOTAL - PD	778,846,584	0.00	813,040,245	0.00	813,040,245	0.00	792,817,804	0.00
<b>GRAND TOTAL</b>	<b>\$782,377,548</b>	<b>0.00</b>	<b>\$813,770,245</b>	<b>0.00</b>	<b>\$813,770,245</b>	<b>0.00</b>	<b>\$793,547,804</b>	<b>0.00</b>
GENERAL REVENUE	\$20,943,641	0.00	\$30,480,998	0.00	\$30,480,998	0.00	\$20,270,507	0.00
FEDERAL FUNDS	\$485,763,774	0.00	\$510,888,697	0.00	\$510,888,697	0.00	\$510,888,697	0.00
OTHER FUNDS	\$275,670,133	0.00	\$272,400,550	0.00	\$272,400,550	0.00	\$262,388,600	0.00



## PROGRAM DESCRIPTION

**Department: Social Services**

**Program Name: Hospital Care**

**Program is found in the following core budget(s): Hospital Care**

### 1. What does this program do?

Hospital Care provides payment for inpatient and outpatient hospital services for MO HealthNet fee-for-service participants.

Hospital services, both inpatient and outpatient, are an essential part of a health care delivery system. These services are mandatory Medicaid covered services and are provided statewide. Hospital services have been part of the MO HealthNet program since November 1967. MO HealthNet inpatient hospital services are medical services provided in a hospital acute or psychiatric care setting for the care and treatment of MO HealthNet participants.

MO HealthNet outpatient hospital services include preventive, diagnostic, emergency, therapeutic, rehabilitative or palliative services provided in an outpatient setting. Examples of outpatient services are emergency room services, physical therapy, ambulatory surgery, or any service or procedure performed prior to admission.

Providers - To participate in the MO HealthNet fee-for-service program, hospitals must first meet certain requirements. Hospitals must be licensed and certified by the Missouri Department of Health and Senior Services for participation in the Title XVIII Medicare program. If the hospital is located out-of-state, the hospital must be licensed by that state's Department of Health or similar agency. If a state does not have a licensing agency, the hospital must be accredited by the Joint Commission on Accreditation of Healthcare Organizations (JCAHO). In addition, the hospital must complete a Title XIX Medicaid Participation Agreement/Questionnaire, and a MO HealthNet enrollment application. The application of enrollment must be approved by the Department of Social Services, Missouri Medicaid Audit and Compliance Unit (MMAC).

MO HealthNet Reimbursement - Reimbursement for inpatient hospital stays is determined by a prospective reimbursement plan implemented in FY 82. The plan provides for an inpatient hospital reimbursement rate based on the 1995 cost report to reimburse for inpatient stays in accordance with a specified admission diagnosis.

When a per diem reimbursement rate is established for each hospital, MO HealthNet pays the lesser of: 1) the number of days assigned by the utilization review agent; 2) the number of days billed as covered services; or 3) the Professional Activity Study (PAS) limitation for any diagnosis not subject to review by the utilization review agent.

A hospital is eligible for a special per diem rate increase if it meets prescribed requirements concerning new inpatient health services or new hospital construction.

Outpatient services, excluding certain diagnostic laboratory procedures and radiology procedures, are paid on a prospective outpatient reimbursement methodology. The prospective outpatient payment percentage is calculated using the MO HealthNet overall outpatient cost-to-charge ratio from the fourth, fifth and sixth prior base year cost reports regressed to the current state fiscal year. The prospective outpatient payment percentage cannot exceed 100% and cannot be less than 20%. New MO HealthNet providers that do not have fourth, fifth and sixth prior year cost reports will be set at 75% for the first three fiscal years in which the hospital operates and will have a cost settlement calculated for these years. A prospective outpatient rate will then be calculated and used for the fourth and subsequent years of operation. The weighted average prospective outpatient rate is 30% for FY 14.

Other Reimbursement to Hospitals - Hospitals may also receive reimbursement using funding from the Federal Reimbursement Allowance (FRA) program. The FRA program is a funding source for inpatient and outpatient services. It is also a funding source for MO HealthNet Managed Care, the Women's Health Services, and CHIP programs. These programs provide payments for the cost of providing care to MO HealthNet participants and the uninsured.

Under the FRA program, hospitals pay a federal reimbursement allowance (i.e. provider tax) for the privilege of doing business in the state. The assessment is a percentage levied against both net hospital inpatient revenue and net hospital outpatient revenue. The assessment rate for FY 2014 is 5.95%. The net inpatient and net outpatient revenues are determined from the hospitals' Medicare/Medicaid cost reports that are filed annually with the MO HealthNet Division. The MO HealthNet Division uses funds generated from the FRA program as the equivalent of General Revenue funds. The funds are distributed to the hospitals through a combination of payments.

The payments include funding for: inpatient per diem payments; outpatient payments; and add-on payments such as direct Medicaid payments, uninsured (DSH), and add-on payments (only applies to Safety Net hospitals and Children's Hospitals).

The method of reimbursing hospitals for the add-on payments is different depending on if they are a safety net hospital or a disproportionate share hospital (DSH). The DSH hospitals are classified as either first tier, second tier, or other DSH depending on the result of an analysis of annual hospital cost reports.

DSH Criteria:

1. If the facility offered nonemergency obstetric services as of December 31, 1987, there must be at least 2 obstetricians with staff privileges who have agreed to provide obstetric services to MO HealthNet participants. Rural hospitals, as defined by the federal Executive Office of Management and Budget, may qualify any physician with staff privileges as an obstetrician. This section does not apply to hospitals either with inpatients predominantly under 18 years of age or which did not offer nonemergency obstetric services as of December 31, 1987; and
2. The hospital meets one of the following:
  - a. The MO HealthNet inpatient utilization rate is at least one standard deviation above the state's mean MO HealthNet inpatient utilization rate for all Missouri hospitals; or
  - b. The utilization of services by low-income clients is greater than 25% of their total utilization.
3. The hospital meets one of the following:
  - a. The unsponsored care ratio is at least 10%; or
  - b. The hospital is ranked in the top 15 hospitals based on MO HealthNet patient days and their MO HealthNet nursery and neonatal utilization is greater than 35% of the hospital's total nursery and neonatal utilization; or
  - c. At least 9% of the hospital's MO HealthNet days are provided in the hospital's neonatal unit.
4. The hospital annually provides more than 5,000 Title XIX days of care and the Title XIX nursery days represent more than 50% of the hospital's total nursery days.
5. The hospital does not meet the requirements set forth in paragraphs 1 - 4 above, but has a Medicaid inpatient utilization percentage of at least 1% for Medicaid eligible participants.

A hospital's DSH designation depends on which of the above criteria it meets:

1. 1st Tier DSH -- The hospital meets the criteria in paragraphs 1 and 3;
2. 2nd Tier DSH -- The hospital meets the criteria in paragraphs 1 and 2 or paragraphs 1 and 4;
3. Other DSH -- The hospital meets the criteria in paragraph 5.

A hospital can qualify as a safety net hospital if:

1. It meets the criteria set forth above in paragraphs 1 and 2 above; and,
2. It meets one of the following criteria:
  - a. The unsponsored care (charity care) ratio is at least 65% and is licensed for less than 50 inpatient beds; or
  - b. The unsponsored care ratio is at least 65% and is licensed for 50 inpatient beds or more and has an occupancy rate of more than 40%; or
  - c. It is operated by the Board of Curators as defined in chapter 172 RSMo; or
  - d. It is operated by the Department of Mental Health.

For a more detailed description of the FRA program see the FRA narrative.

**Trends** - Elderly persons and persons with disabilities are the highest users of health care services and costliest population per capita. These two populations represent 28% of all Medicaid eligibles and represent 66% of all expenditures. Persons with disabilities are the primary users of hospital services. This group accounts for 44% of fee-for-service hospital users and 62% of fee-for-service hospital expenditures. The elderly are 9% of fee-for-service hospital users and 4% of fee-for-service hospital expenditures.

Pre-certification of inpatient hospital stays for patients under the age of 21 admitted to psychiatric units or facilities and the certificate of need process are measures used to control costs. The pre-certification reviews are done by a utilization review agent. Admission and continued stay reviews are performed on a pre-approved basis for all fee-for-service MO HealthNet participants admitted to acute care hospitals except for certain pregnancy, delivery and newborn diagnoses, and for participants who are eligible for both Medicare and MO HealthNet. The reviews are done to ensure that hospital admission and each day of inpatient care are medically necessary. The review may be performed prior to admission, post admission or retrospectively. An initial length of stay (LOS) is assigned by a nurse or physician reviewer

In July 2010, the MO HealthNet Division, in conjunction with Xerox (formerly ACS-Heritage) and MedSolutions (MSI), implemented a new quality-based Radiology Benefit Management Program (RBM). The RBM is an expansion of the existing pre-certification process currently being used for MRIs and CTs of the brain, head, chest and spine. The RBM works to determine clinical appropriateness of the usage of high-tech radiology services and cardiac imaging and provides guidelines for application and use based on expert information and evidence-based data. Pre-certification requests are handled using robust clinical guidelines. These guidelines are used to ensure the appropriate scope, complexity and clinical need of the tests that will be performed.

**2. What is the authorization for this program, i.e., federal or state statute, etc.? (Include the federal program number, if applicable.)**

State statute: RSMo. 208.152, 208.153; Federal law: Social Security Act Sections 1905(a)(1) and (2), 1923(a)-(f);  
Federal regulations: 42 CFR 440.10 and 440.20

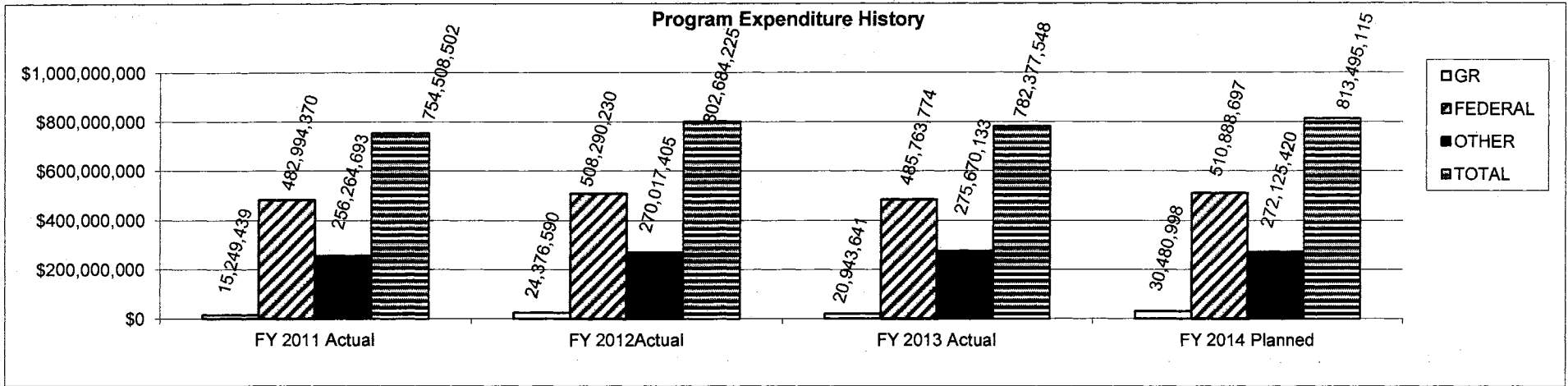
**3. Are there federal matching requirements? If yes, please explain.**

States can earn the federal medical assistance percentage (FMAP) on MO HealthNet program expenditures made in accordance with the approved State Plan. The Social Security Act requires the Secretary of Health and Human Services to calculate and publish the actual FMAP each year. The FMAP is calculated using economic indicators from states and the nation as a whole. Generally, Missouri's FMAP for FY14 is a blended 61.865% federal match. The state matching requirement is 38.135%.

**4. Is this a federally mandated program? If yes, please explain.**

Yes, if the state elects to have a Medicaid program.

**5. Provide actual expenditures for the prior three fiscal years and planned expenditures for the current fiscal year.**



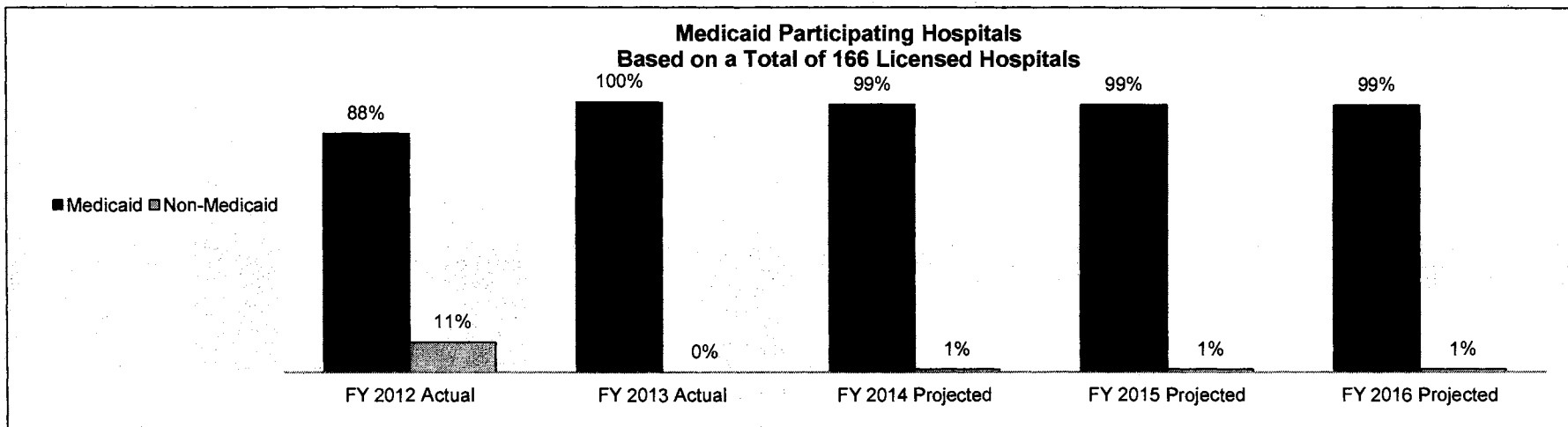
FY 2014 is net of reverted and reserved. Reverted: \$275,130 Other Funds.

**6. What are the sources of the "Other" funds?**

Uncompensated Care Fund (0108), Federal Reimbursement Allowance Fund (0142), Health Initiatives Fund (0275), Third Party Liability Collections Fund (0120), Healthy Families Trust Fund (0625) and Pharmacy Reimbursement Allowance Fund (0144), Premium Fund (0885)

**7a. Provide an effectiveness measure.**

Provide reimbursement that is sufficient to ensure hospitals enroll in the MO HealthNet program. In SFY 2013, 100% of licensed hospitals in the state participated in the MO HealthNet program.

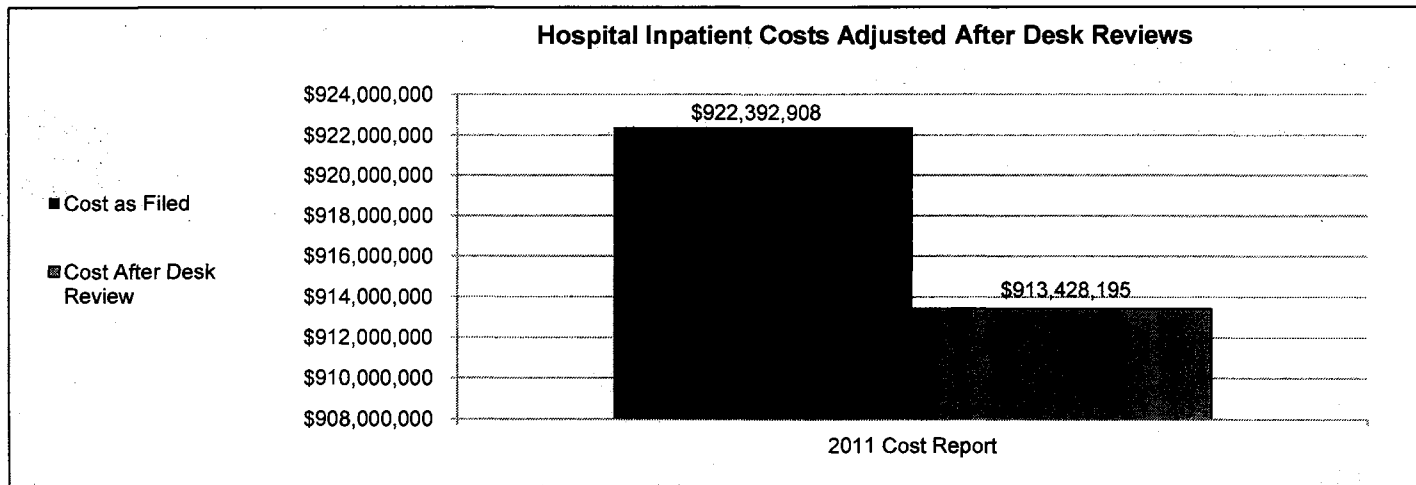


Inpatient and outpatient services are available to all fee-for-service MO HealthNet participants. In those regions of the state where Managed Care has been implemented participants have hospital services available through the Managed Care health plans

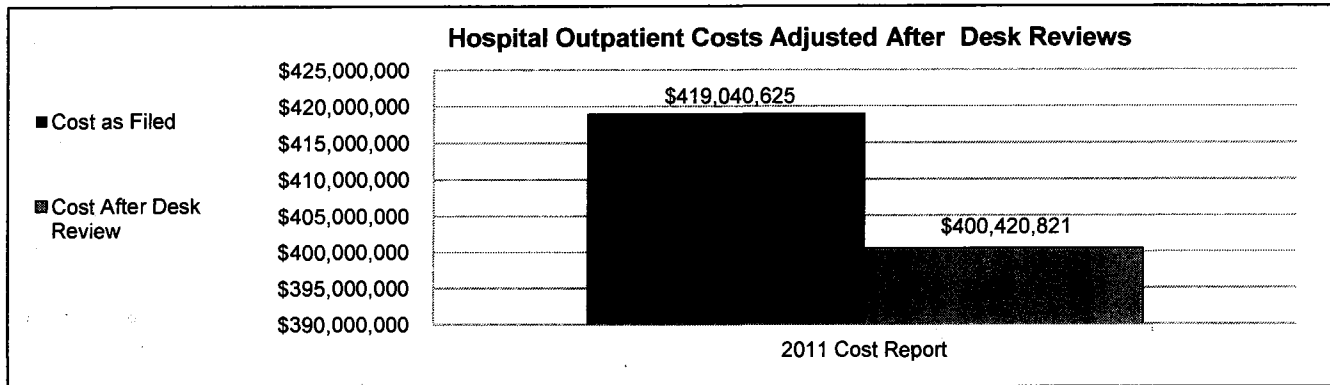
SFY	No. of Inpatient Days		No. of Outpatient Services	
	Projected	Actual	Projected	Actual
2011		699,182		12,143,969
2012	773,304	668,881	12,568,000	13,729,908
2013	682,380	641,191	14,279,000	15,126,479
2014	641,191		15,126,479	
2015	641,191		15,126,479	
2016	641,191		15,126,479	

**7b. Provide an efficiency measure.**

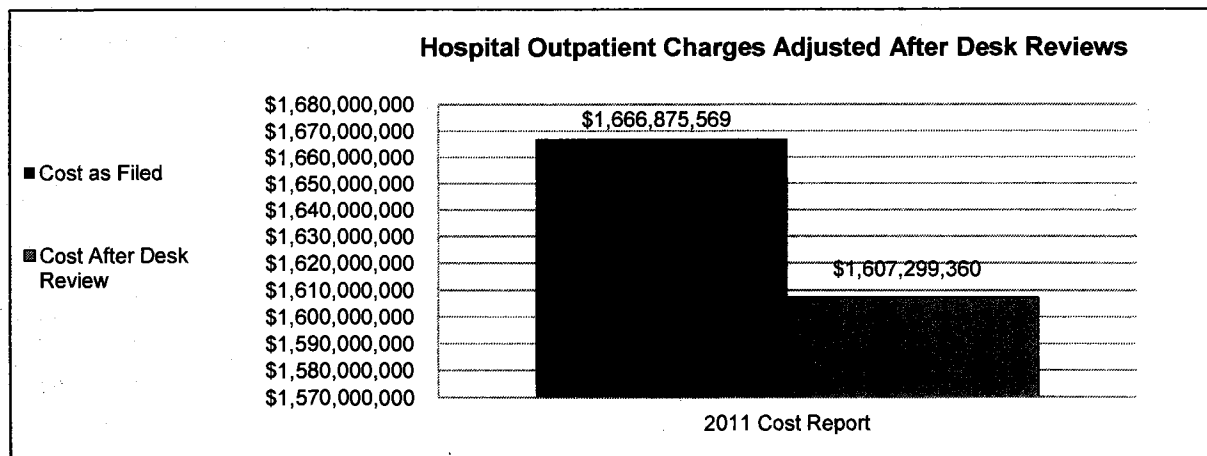
Ensure hospital inpatient Medicaid costs included in determining MO HealthNet inpatient reimbursement rates are allowable by performing desk reviews of the providers cost reports. During the 2011 fiscal year cost report desk reviews, over \$8 million of hospital costs were disallowed as a result of MHD desk reviews.



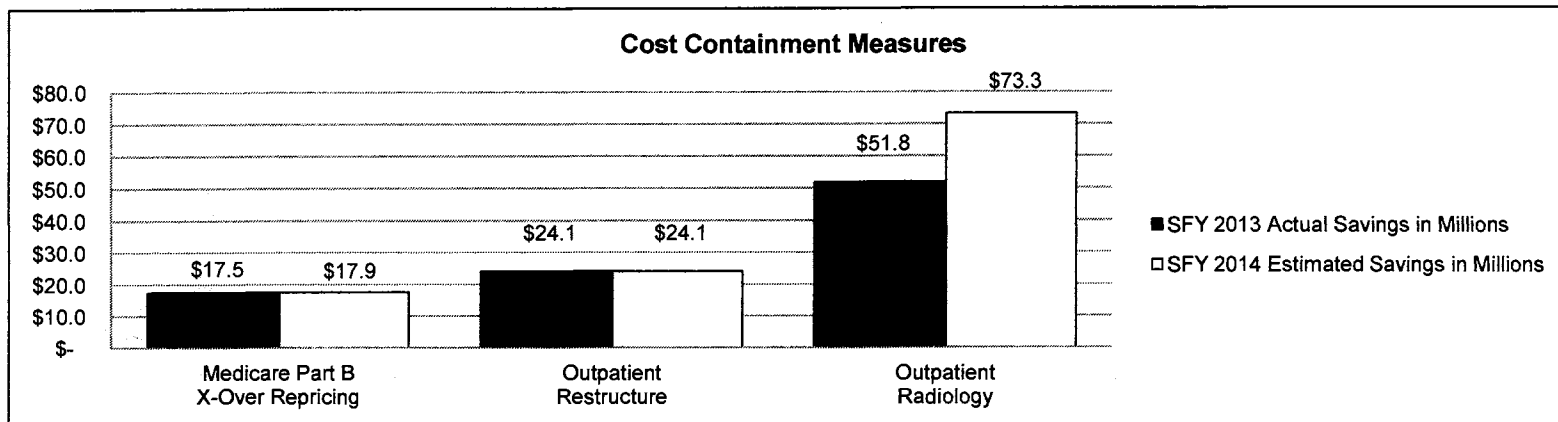
Ensure hospital outpatient Medicaid costs included in determining MO HealthNet outpatient reimbursement rates are allowable by performing desk reviews of the providers cost reports. During the 2011 fiscal year desk reviews, over \$18 million of hospital costs were disallowed as a result of MHD desk reviews.



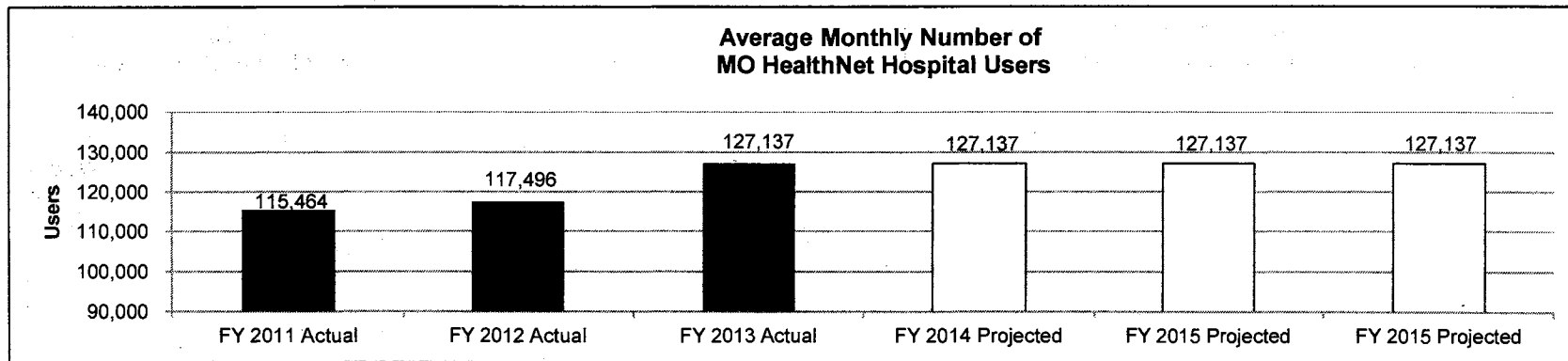
Ensure hospital outpatient Medicaid charges included in determining MO HealthNet outpatient reimbursement rates are allowable by performing desk reviews of the providers cost reports. During the 2011 fiscal year, over \$59 million of hospital charges were disallowed as a result of MHD desk reviews. Note: Not all of the cost reports for 2011 had been desk reviewed as of the date this information was provided.



The MO HealthNet program implemented cost containment measures in SFY 2011 to reduce the amount that is being paid to hospitals for Medicare Part B Cross-over claims and for Medicaid Outpatient claims. In SFY 2014, the MO HealthNet program will continue to pay outpatient radiology claims based on a fee schedule instead of the outpatient percentage. Total savings for SFY 2013 was \$93.4 million. Total estimated savings for SFY 2014 is \$115.3 million.



**7c. Provide the number of clients/individuals served, if applicable.**



**7d. Provide a customer satisfaction measure, if available.**

N/A





**DECISION ITEM SUMMARY**

<b>Budget Unit</b>								
<b>Decision Item</b>	<b>FY 2013</b>	<b>FY 2013</b>	<b>FY 2014</b>	<b>FY 2014</b>	<b>FY 2015</b>	<b>FY 2015</b>	<b>FY 2015</b>	<b>FY 2015</b>
<b>Budget Object Summary</b>	<b>ACTUAL</b>	<b>ACTUAL</b>	<b>BUDGET</b>	<b>BUDGET</b>	<b>DEPT REQ</b>	<b>DEPT REQ</b>	<b>GOV REC</b>	<b>GOV REC</b>
<b>Fund</b>	<b>DOLLAR</b>	<b>FTE</b>	<b>DOLLAR</b>	<b>FTE</b>	<b>DOLLAR</b>	<b>FTE</b>	<b>DOLLAR</b>	<b>FTE</b>
<b>PHYSICIAN PAYMENTS SAFETY NET</b>								
<b>CORE</b>								
<b>PROGRAM-SPECIFIC</b>								
TITLE XIX-FEDERAL AND OTHER	5,588,529	0.00	8,000,000	0.00	8,000,000	0.00	8,000,000	0.00
TOTAL - PD	5,588,529	0.00	8,000,000	0.00	8,000,000	0.00	8,000,000	0.00
<b>TOTAL</b>	<b>5,588,529</b>	<b>0.00</b>	<b>8,000,000</b>	<b>0.00</b>	<b>8,000,000</b>	<b>0.00</b>	<b>8,000,000</b>	<b>0.00</b>
<b>GRAND TOTAL</b>	<b>\$5,588,529</b>	<b>0.00</b>	<b>\$8,000,000</b>	<b>0.00</b>	<b>\$8,000,000</b>	<b>0.00</b>	<b>\$8,000,000</b>	<b>0.00</b>

**CORE DECISION ITEM**

Department: Social Services  
 Division: MO HealthNet  
 Core: Physician Payments for Safety Net

Budget Unit: 90558C

**1. CORE FINANCIAL SUMMARY**

	FY 2015 Budget Request			
	GR	Federal	Other	Total
PS				
EE				
PSD		8,000,000		8,000,000
TRF				
<b>Total</b>		<b>8,000,000</b>		<b>8,000,000</b>

FTE 0.00

<b>Est. Fringe</b>	0	0	0	0
--------------------	---	---	---	---

*Note: Fringes budgeted in House Bill 5 except for certain fringes budgeted directly to MoDOT, Highway Patrol, and Conservation.*

Other Funds:

	FY 2015 Governor's Recommendation			
	GR	Federal	Other	Total
PS				
EE				
PSD			8,000,000	8,000,000
TRF				
<b>Total</b>		<b>0</b>		<b>8,000,000</b>

FTE 0.00

<b>Est. Fringe</b>	0	0	0	0
--------------------	---	---	---	---

*Note: Fringes budgeted in House Bill 5 except for certain fringes budgeted directly to MoDOT, Highway Patrol, and Conservation.*

Other Funds:

**2. CORE DESCRIPTION**

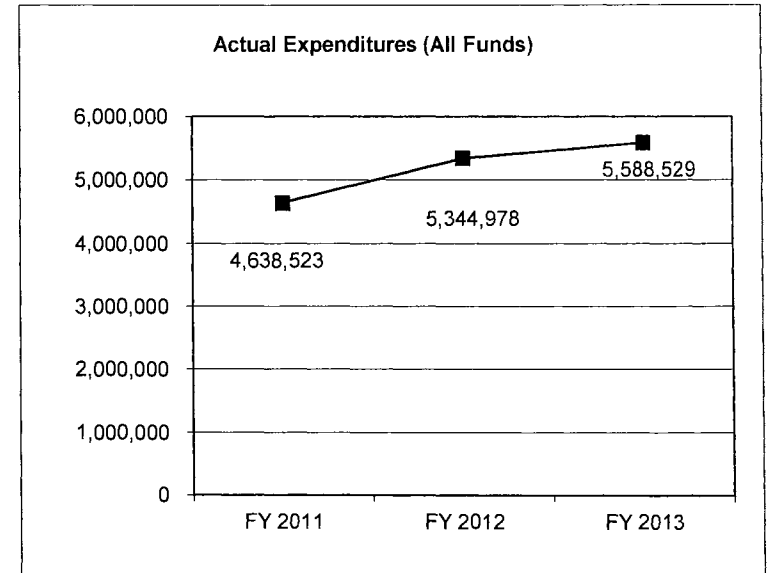
Safety Net hospitals are critical providers of care to the Medicaid and uninsured populations and must be able to attract and maintain a sufficient supply of qualified physicians in order to provide quality services. This core provides funding for enhanced payments to Truman Medical Center Physicians and University of Missouri-Kansas City Physicians.

**3. PROGRAM LISTING (list programs included in this core funding)**

Physician Payments for Safety Net

#### 4. FINANCIAL HISTORY

	FY 2011 Actual	FY 2012 Actual	FY 2013 Actual	FY 2014 Current Yr.
Appropriation (All Funds)	8,000,000	8,000,000	8,000,000	8,000,000
Less Reverted (All Funds)				N/A
Budget Authority (All Funds)	8,000,000	8,000,000	8,000,000	N/A
Actual Expenditures (All Funds)	4,638,523	5,344,978	5,588,529	N/A
Unexpended (All Funds)	3,361,477	2,655,022	2,411,471	N/A
Unexpended, by Fund:				
General Revenue	0	0	0	N/A
Federal	3,361,477	2,655,022	2,411,471	N/A
Other	0	0	0	N/A
	(1)	(2)	(3)	



Reverted includes Governor's standard 3 percent reserve (when applicable) and any extraordinary expenditure restrictions.

#### NOTES:

(1) FY 11 Lapse of \$3,361,477 in excess federal authority.

(2) FY 12 Lapse of \$2,655,022 in excess federal authority.

(3) FY 13 Lapse of \$2,411,471 in excess federal authority.

**CORE RECONCILIATION DETAIL**

STATE

PHYSICIAN PAYMENTS SAFETY NET

**5. CORE RECONCILIATION DETAIL**

	<b>Budget Class</b>	<b>FTE</b>	<b>GR</b>	<b>Federal</b>	<b>Other</b>	<b>Total</b>	<b>Explanation</b>
<b>TAFP AFTER VETOES</b>	PD	0.00	0	8,000,000	0	8,000,000	
	<b>Total</b>	<b>0.00</b>	<b>0</b>	<b>8,000,000</b>	<b>0</b>	<b>8,000,000</b>	
<b>DEPARTMENT CORE REQUEST</b>	PD	0.00	0	8,000,000	0	8,000,000	
	<b>Total</b>	<b>0.00</b>	<b>0</b>	<b>8,000,000</b>	<b>0</b>	<b>8,000,000</b>	
<b>GOVERNOR'S RECOMMENDED CORE</b>	PD	0.00	0	8,000,000	0	8,000,000	
	<b>Total</b>	<b>0.00</b>	<b>0</b>	<b>8,000,000</b>	<b>0</b>	<b>8,000,000</b>	

**DECISION ITEM DETAIL**

Budget Unit	FY 2013	FY 2013	FY 2014	FY 2014	FY 2015	FY 2015	FY 2015	FY 2015
Decision Item	ACTUAL	ACTUAL	BUDGET	BUDGET	DEPT REQ	DEPT REQ	GOV REC	GOV REC
Budget Object Class	DOLLAR	FTE	DOLLAR	FTE	DOLLAR	FTE	DOLLAR	FTE
<b>PHYSICIAN PAYMENTS SAFETY NET</b>								
<b>CORE</b>								
PROGRAM DISTRIBUTIONS	5,588,529	0.00	8,000,000	0.00	8,000,000	0.00	8,000,000	0.00
TOTAL - PD	5,588,529	0.00	8,000,000	0.00	8,000,000	0.00	8,000,000	0.00
<b>GRAND TOTAL</b>	<b>\$5,588,529</b>	<b>0.00</b>	<b>\$8,000,000</b>	<b>0.00</b>	<b>\$8,000,000</b>	<b>0.00</b>	<b>\$8,000,000</b>	<b>0.00</b>
GENERAL REVENUE	\$0	0.00	\$0	0.00	\$0	0.00	\$0	0.00
FEDERAL FUNDS	\$5,588,529	0.00	\$8,000,000	0.00	\$8,000,000	0.00	\$8,000,000	0.00
OTHER FUNDS	\$0	0.00	\$0	0.00	\$0	0.00	\$0	0.00

## PROGRAM DESCRIPTION

Department: Social Services

Program Name: Physician Payments for Safety Net

Program is found in the following core budget(s): Physician Payments for Safety Net

### 1. What does this program do?

Provides enhanced physician reimbursement payments for services provided to MO HealthNet participants by hospitals designated as safety net hospitals. Safety net hospitals traditionally see a high volume of Medicaid and uninsured patients. This program was established to provide a funding mechanism to enhance payments to these hospitals.

Safety Net hospitals are critical providers of care to the Medicaid and uninsured populations and must be able to attract and maintain a sufficient supply of qualified physicians in order to provide quality services. Enhanced payments are made to Truman Medical Center Physicians and University of Missouri-Kansas City Physicians. Appropriated funding is based on the following projections:

Enhanced Payment for Truman Medical Center Physicians	\$3,000,000
Enhanced Payment for University of Missouri-Kansas City Physicians	\$5,000,000

### 2. What is the authorization for this program, i.e., federal or state statute, etc.? (Include the federal program number, if applicable.)

State statute: RSMo. 208.152, 208.153; Federal law: Social Security Act Sections 1905(a)(1) and (2), 1923(a)-(f);  
Federal regulations: 42 CFR 440.10 and 440.20

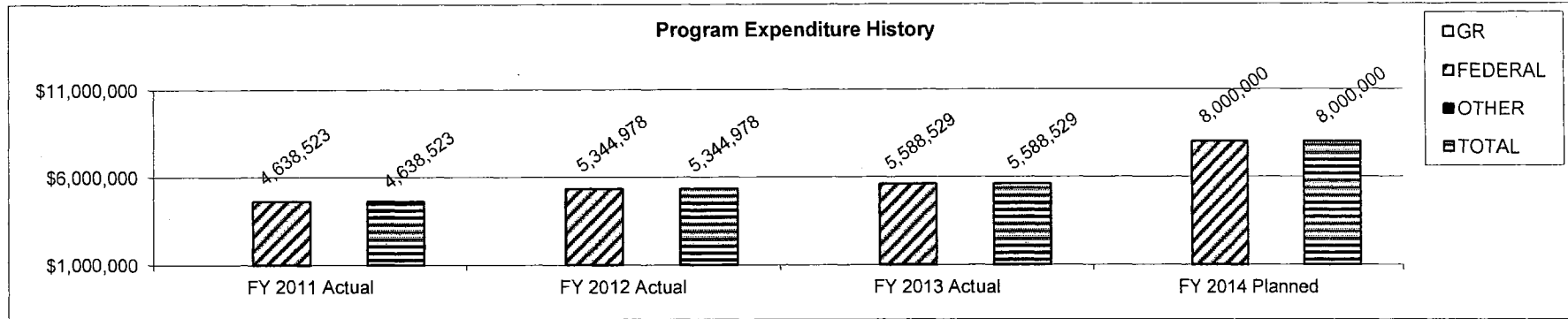
### 3. Are there federal matching requirements? If yes, please explain.

States can earn the federal medical assistance percentage (FMAP) on MO HealthNet program expenditures. The Social Security Act requires the Secretary of Health and Human Services to calculate and publish the actual FMAP each year. The FMAP is calculated using economic indicators from states and the nation as a whole. Generally, Missouri's FMAP for FY14 is a blended 61.865% federal match. The state matching requirement is 38.135%. For those public entities identified above who use state and local general revenue to provide eligible services to MO HealthNet participants, the MO HealthNet Division provides payment of the federal share for these eligible services.

### 4. Is this a federally mandated program? If yes, please explain.

No.

**5. Provide actual expenditures for the prior three fiscal years and planned expenditures for the current fiscal year.**



**6. What are the sources of the "Other " funds?**

N/A

**7a. Provide an effectiveness measure.**

FY 13 Comparison of Enhanced Reimbursement to Fee Schedule Rates			
Facility	Actual Reimbursement	Reimbursement Based on Fee Schedule	Enhanced Reimbursement
Truman Medical Center	\$ 2,683,205	\$ 1,432,856	\$ 1,250,349
University of Missouri-Kansas City	\$ 8,582,321	\$ 4,244,141	\$ 4,338,180

**7b. Provide an efficiency measure.**

FY 13 Participating Physicians	
Truman Medical Center	101
University of Missouri-Kansas City	208

**7c. Provide the number of clients/individuals served, if applicable.**

FY 13 MO HealthNet Participants Served	
Truman Medical Center	11,136
University of Missouri-Kansas City	11,437

**7d. Provide a customer satisfaction measure, if available.**

N/A





**DECISION ITEM SUMMARY**

Budget Unit	FY 2013	FY 2013	FY 2014	FY 2014	FY 2015	FY 2015	FY 2015	FY 2015
Decision Item	ACTUAL	ACTUAL	BUDGET	BUDGET	DEPT REQ	DEPT REQ	GOV REC	GOV REC
Budget Object Summary	DOLLAR	FTE	DOLLAR	FTE	DOLLAR	FTE	DOLLAR	FTE
Fund								
<b>FQHC DISTRIBUTION</b>								
<b>CORE</b>								
PROGRAM-SPECIFIC								
GENERAL REVENUE	3,899,400	0.00	1,500,000	0.00	1,500,000	0.00	1,500,000	0.00
TITLE XIX-FEDERAL AND OTHER	6,500,813	0.00	10,800,000	0.00	7,629,690	0.00	7,629,690	0.00
MO SENIOR SRVC PROTECTION FUND	0	0.00	3,270,000	0.00	0	0.00	0	0.00
TOTAL - PD	10,400,213	0.00	15,570,000	0.00	9,129,690	0.00	9,129,690	0.00
<b>TOTAL</b>	<b>10,400,213</b>	<b>0.00</b>	<b>15,570,000</b>	<b>0.00</b>	<b>9,129,690</b>	<b>0.00</b>	<b>9,129,690</b>	<b>0.00</b>
<b>MHD GR Pickup - 1886002</b>								
PROGRAM-SPECIFIC								
GENERAL REVENUE	0	0.00	0	0.00	3,270,000	0.00	3,270,000	0.00
TOTAL - PD	0	0.00	0	0.00	3,270,000	0.00	3,270,000	0.00
<b>TOTAL</b>	<b>0</b>	<b>0.00</b>	<b>0</b>	<b>0.00</b>	<b>3,270,000</b>	<b>0.00</b>	<b>3,270,000</b>	<b>0.00</b>
<b>FQHC Health Homes - 1886007</b>								
PROGRAM-SPECIFIC								
GENERAL REVENUE	0	0.00	0	0.00	3,170,310	0.00	2,049,459	0.00
TOTAL - PD	0	0.00	0	0.00	3,170,310	0.00	2,049,459	0.00
<b>TOTAL</b>	<b>0</b>	<b>0.00</b>	<b>0</b>	<b>0.00</b>	<b>3,170,310</b>	<b>0.00</b>	<b>2,049,459</b>	<b>0.00</b>
<b>GRAND TOTAL</b>	<b>\$10,400,213</b>	<b>0.00</b>	<b>\$15,570,000</b>	<b>0.00</b>	<b>\$15,570,000</b>	<b>0.00</b>	<b>\$14,449,149</b>	<b>0.00</b>

**CORE DECISION ITEM**

Department: Social Services  
 Division: MO HealthNet  
 Core: Federally Qualified Health Centers (FQHC) Distribution

Budget Unit: 90559C

**1. CORE FINANCIAL SUMMARY**

	FY 2015 Budget Request			
	GR	Federal	Other	Total
PS				
EE				
PSD	1,500,000	7,629,690	0	9,129,690
TRF				
<b>Total</b>	<b>1,500,000</b>	<b>7,629,690</b>	<b>0</b>	<b>9,129,690</b>
FTE				0.00

	FY 2015 Governor's Recommendation			
	GR	Federal	Other	Total
PS				
EE				
PSD	1,500,000	7,629,690	0	9,129,690
TRF				
<b>Total</b>	<b>1,500,000</b>	<b>7,629,690</b>	<b>0</b>	<b>9,129,690</b>
FTE				0.00

<b>Est. Fringe</b>	0	0	0	0
--------------------	---	---	---	---

*Note: Fringes budgeted in House Bill 5 except for certain fringes budgeted directly to MoDOT, Highway Patrol, and Conservation.*

<b>Est. Fringe</b>	0	0	0	0
--------------------	---	---	---	---

*Note: Fringes budgeted in House Bill 5 except for certain fringes budgeted directly to MoDOT, Highway Patrol, and Conservation.*

Other Funds:

Other Funds:

**2. CORE DESCRIPTION**

This core request is to allow Federally Qualified Health Centers (FQHCs) to provide services in their facilities and improve access to health care for the uninsured and under-insured. Funding for this core is for equipment and infrastructure in the FQHC and to cover the expense of providing health care services in the FQHC setting. In addition, the core request is for funding payments for Health Home sites.

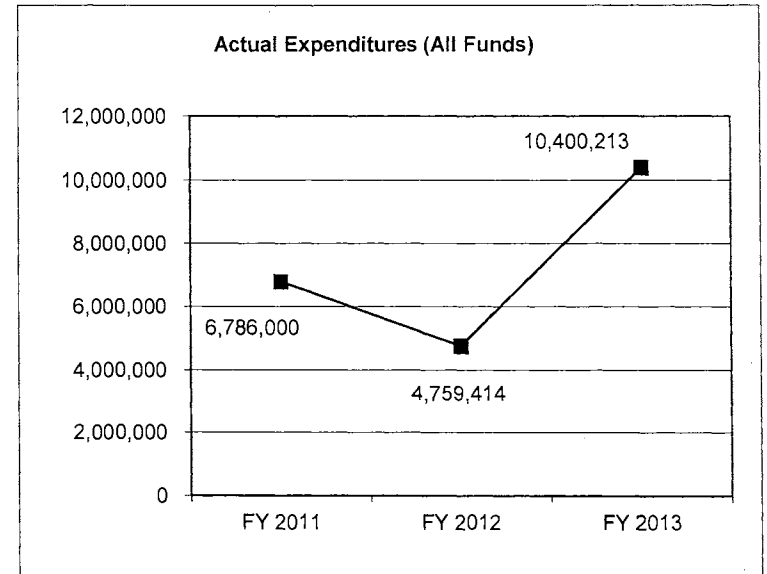
**3. PROGRAM LISTING (list programs included in this core funding)**

Federally Qualified Health Centers (FQHC)

**4. FINANCIAL HISTORY**

	<b>FY 2011 Actual</b>	<b>FY 2012 Actual</b>	<b>FY 2013 Actual</b>	<b>FY 2014 Current Yr.</b>
Appropriation (All Funds)	7,800,000	13,020,000	14,820,000	15,570,000
Less Reverted (All Funds)	(1,014,000)	(120,600)	(120,600)	N/A
Budget Authority (All Funds)	6,786,000	12,899,400	14,699,400	N/A
Actual Expenditures (All Funds)	6,786,000	4,759,414	10,400,213	N/A
Unexpended (All Funds)	0	8,139,986	4,299,187	N/A
Unexpended, by Fund:				
General Revenue	0	481,069	0	N/A
Federal	0	7,658,917	4,299,187	N/A
Other	0	0	0	N/A

(1)



Reverted includes Governor's standard 3 percent reserve (when applicable) and any extraordinary expenditure restrictions.

(1) FY 13 Estimated appropriation or "E" staus removed

**CORE RECONCILIATION DETAIL**

STATE

FQHC DISTRIBUTION

**5. CORE RECONCILIATION DETAIL**

		Budget Class	FTE	GR	Federal	Other	Total	Explanation
<b>TAFP AFTER VETOES</b>								
		PD	0.00	1,500,000	10,800,000	3,270,000	15,570,000	
		<b>Total</b>	<b>0.00</b>	<b>1,500,000</b>	<b>10,800,000</b>	<b>3,270,000</b>	<b>15,570,000</b>	
<b>DEPARTMENT CORE ADJUSTMENTS</b>								
1x Expenditures	595 8748	PD	0.00	0	0	(3,270,000)	(3,270,000)	Core reduction of one-time funding from the MO Senior Services Protection Fund.
Core Reduction	1556 7933	PD	0.00	0	(3,170,310)	0	(3,170,310)	Core reduction in Federal funds for FMAP rate. Corresponding NDI to increase GR.
<b>NET DEPARTMENT CHANGES</b>			<b>0.00</b>	<b>0</b>	<b>(3,170,310)</b>	<b>(3,270,000)</b>	<b>(6,440,310)</b>	
<b>DEPARTMENT CORE REQUEST</b>								
		PD	0.00	1,500,000	7,629,690	0	9,129,690	
		<b>Total</b>	<b>0.00</b>	<b>1,500,000</b>	<b>7,629,690</b>	<b>0</b>	<b>9,129,690</b>	
<b>GOVERNOR'S RECOMMENDED CORE</b>								
		PD	0.00	1,500,000	7,629,690	0	9,129,690	
		<b>Total</b>	<b>0.00</b>	<b>1,500,000</b>	<b>7,629,690</b>	<b>0</b>	<b>9,129,690</b>	

**DECISION ITEM DETAIL**

Budget Unit	FY 2013	FY 2013	FY 2014	FY 2014	FY 2015	FY 2015	FY 2015	FY 2015
Decision Item	ACTUAL	ACTUAL	BUDGET	BUDGET	DEPT REQ	DEPT REQ	GOV REC	GOV REC
Budget Object Class	DOLLAR	FTE	DOLLAR	FTE	DOLLAR	FTE	DOLLAR	FTE
<b>FQHC DISTRIBUTION</b>								
<b>CORE</b>								
PROGRAM DISTRIBUTIONS	10,400,213	0.00	15,570,000	0.00	9,129,690	0.00	9,129,690	0.00
TOTAL - PD	10,400,213	0.00	15,570,000	0.00	9,129,690	0.00	9,129,690	0.00
<b>GRAND TOTAL</b>	<b>\$10,400,213</b>	<b>0.00</b>	<b>\$15,570,000</b>	<b>0.00</b>	<b>\$9,129,690</b>	<b>0.00</b>	<b>\$9,129,690</b>	<b>0.00</b>
GENERAL REVENUE	\$3,899,400	0.00	\$1,500,000	0.00	\$1,500,000	0.00	\$1,500,000	0.00
FEDERAL FUNDS	\$6,500,813	0.00	\$10,800,000	0.00	\$7,629,690	0.00	\$7,629,690	0.00
OTHER FUNDS	\$0	0.00	\$3,270,000	0.00	\$0	0.00	\$0	0.00

## PROGRAM DESCRIPTION

**Department: Social Services**

**Program Name: Federally Qualified Health Centers (FQHC) Distribution**

**Program is found in the following core budget(s): Federally Qualified Health Centers (FQHC) Distribution**

### 1. What does this program do?

FQHCs are community health centers that provide comprehensive primary care to low-income and medically under-served urban and rural communities. Because of an inadequate number of providers, Missourians have found it difficult to find health care providers and are subject to lengthy postponements in receiving health care services. In rural areas, these issues are more pronounced as people must frequently travel to larger cities in order to receive necessary care. By equipping the FQHCs with infrastructure and personnel, the under-served population will have increased access to health care, especially in medically under-served areas.

Examples of how these grants help expand access to health care services for the low-income and uninsured include: 1) Supporting nontraditional hours of operation (weekend and special evening hours). FQHCs recognize that many Missourians do not have the luxury of accessing care during normal business hours. 2) Defraying the costs of caring for the uninsured. FQHCs are required to accept uninsured patients as they do insured patients. 3) Funding staff and infrastructure to provide services not usually accessible to FQHC patients such as dental services.

The Department of Social Services contracts with the Missouri Primary Care Association to act as a fiscal intermediary for the distribution of the FQHC grants, assuring accurate and timely payments to the subcontractors; and, as a central data collection point for evaluating program impact and outcomes. The Missouri Primary Care Association is recognized as Missouri's single primary care association by the Federal Health Resource Service Administration. The goals of the nation's Primary Care Associations are to partner in the development, maintenance and improvement of access to health care services, reducing disparities in health status between majority and minority populations.

The MO HealthNet Division of the Department of Social Services has implemented a Health Home provider program in accordance with Section 2703 of the Affordable Care Act of 2010. Health Home sites receive per-member-per-month (PMPM) payments for the additional services they are required to perform. Most of the primary care sites in the Health Home program are FQHC sites. The funding for the current FQHC distribution contract will be used as the state share for MO HealthNet primary care Health Home payments. These payments started in March 2012 for services performed in January 2012.

### 2. What is the authorization for this program, i.e., federal or state statute, etc.? (Include the federal program number, if applicable.)

State statute: RSMo. 208.153, 208.201, 660.026; Federal law: Social Security Act Section 1905(a)(2); Federal regulation: 42 CFR 440.210

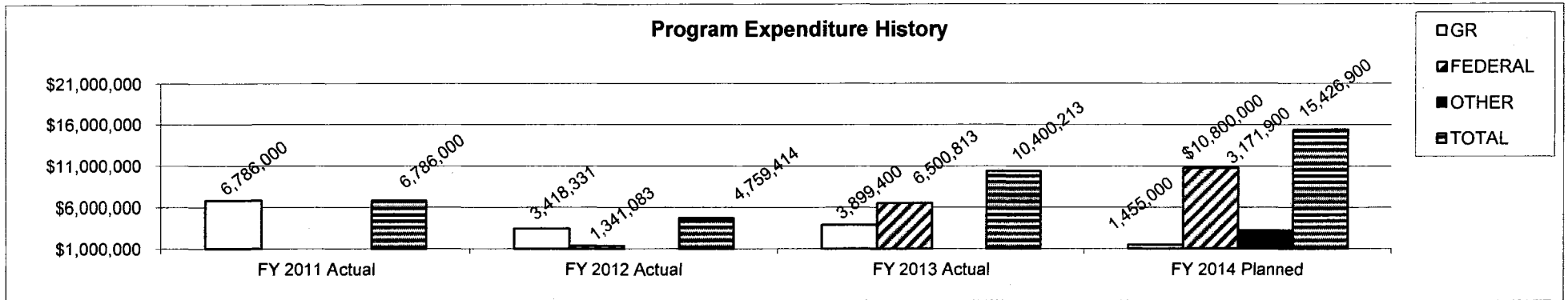
### 3. Are there federal matching requirements? If yes, please explain.

The Health Homes are funded at a 90% federal match through December 2013. For Health Home payments beginning January 2014, the federal match reverts to the standard FMAP. FQHC distributions are funded with 100% General Revenue.

### 4. Is this a federally mandated program? If yes, please explain.

No.

**5. Provide actual expenditures for the prior three fiscal years and planned expenditures for the current fiscal year.**



FY 2014 is net of reverted. Reverted: \$45,000 GR and \$98,100 Other.

**6. What are the sources of the "Other" funds?**

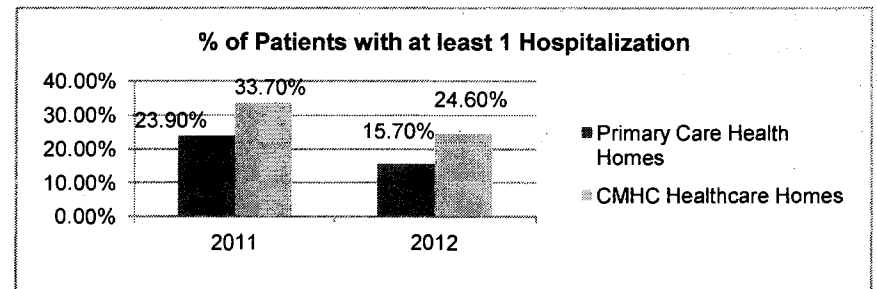
MO Senior Services Protection Fund (0421)

**7a. Provide an effectiveness measure.**

State grants funded with this appropriation assist in leveraging funds from the Federal Bureau of Primary Health Care. The total amount of funds leveraged in calendar year 2012 was \$48,990,941.

Total Funds Leveraged for Missouri FQHCs	
Calendar Year	Total Economic Impact
2009	\$42,715,258
2010	\$42,447,583
2011	\$46,710,464
2012	\$48,990,941

Source: Bureau of Primary Health Care, [bphc.hrsa.gov](http://bphc.hrsa.gov)



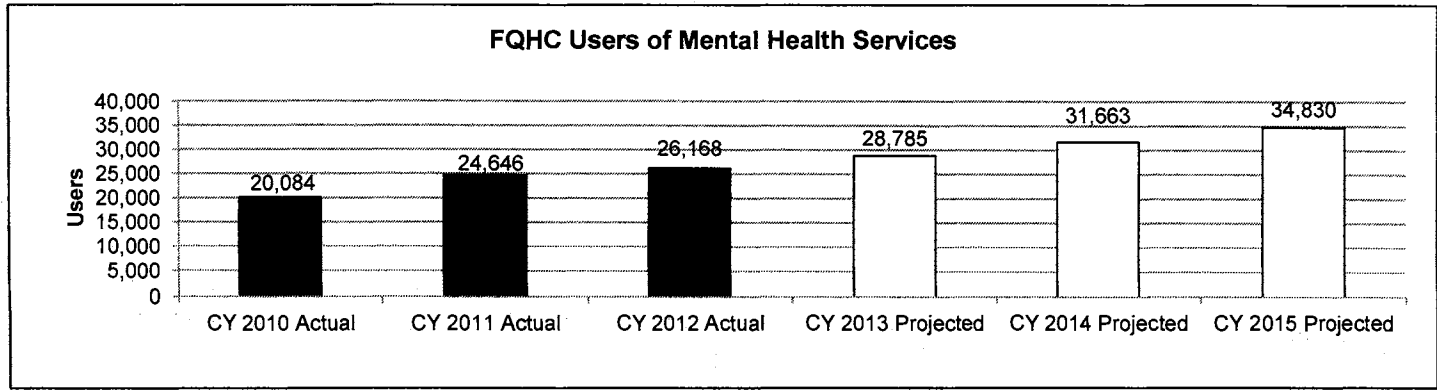
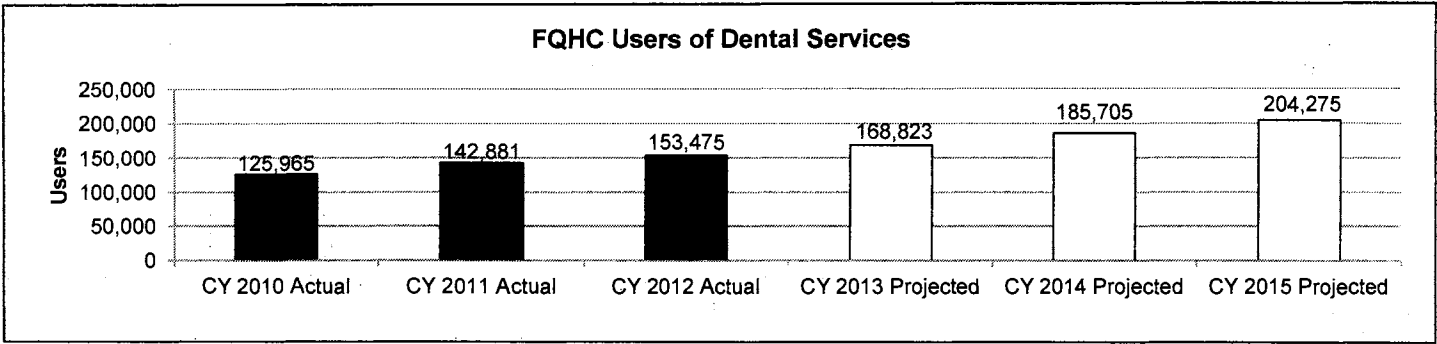
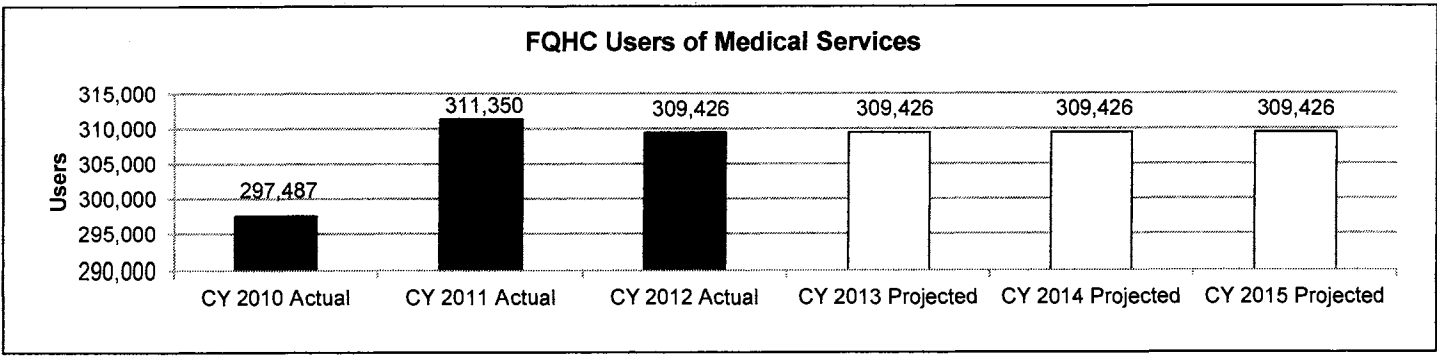
**7b. Provide an efficiency measure.**

FQHCs provide primary health care for the uninsured in their local communities. Missouri FQHCs provided primary health care to uninsured individuals in their local communities at a cost of \$658 per user in calendar year 2012.

Cost per User	
Calendar Year	Cost
2009	\$602
2010	\$616
2011	\$632
2012	\$658

Source: Bureau of Primary Health Care, [bphc.hrsa.gov](http://bphc.hrsa.gov)

**7c. Provide the number of clients/individuals served, if applicable.**



**7d. Provide a customer satisfaction measure, if available.**

N/A



**NEW DECISION ITEM  
RANK: 13**

Department: Social Services  
 Division: MO HealthNet  
 DI Name: Federally Qualified Health Centers (FQHC) Health Homes

Budget Unit: 90559C  
 DI#: 1886007

**1. AMOUNT OF REQUEST**

	FY 2015 Budget Request			
	GR	Federal	Other	Total
PS				
EE				
PSD	3,170,310	0	0	3,170,310
TRF				
<b>Total</b>	<b>3,170,310</b>	<b>0</b>	<b>0</b>	<b>3,170,310</b>
<b>FTE</b>	<b>0.00</b>	<b>0.00</b>	<b>0.00</b>	<b>0.00</b>

	FY 2015 Governor's Recommendation			
	GR	Federal	Other	Total
PS				
EE				
PSD	2,049,459	0	0	2,049,459
TRF				
<b>Total</b>	<b>2,049,459</b>	<b>0</b>	<b>0</b>	<b>2,049,459</b>
<b>FTE</b>	<b>0.00</b>	<b>0.00</b>	<b>0.00</b>	<b>0.00</b>

<b>Est. Fringe</b>	0	0	0	0
--------------------	---	---	---	---

*Note: Fringes budgeted in House Bill 5 except for certain fringes budgeted directly to MoDOT, Highway Patrol, and Conservation.*

<b>Est. Fringe</b>	0	0	0	0
--------------------	---	---	---	---

*Note: Fringes budgeted in House Bill 5 except for certain fringes budgeted directly to MoDOT, Highway Patrol, and Conservation.*

Other Funds:

Other Funds:

**2. THIS REQUEST CAN BE CATEGORIZED AS:**

- |  |  |  |
|--|--|--|
| <input type="checkbox"/> New Legislation       | <input type="checkbox"/> New Program       | <input type="checkbox"/> Fund Switch           |
| <input type="checkbox"/> Federal Mandate       | <input type="checkbox"/> Program Expansion | <input type="checkbox"/> Cost to Continue      |
| <input checked="" type="checkbox"/> GR Pick-Up | <input type="checkbox"/> Space Request     | <input type="checkbox"/> Equipment Replacement |
| <input type="checkbox"/> Pay Plan              | <input type="checkbox"/> Other:            |  |

**3. WHY IS THIS FUNDING NEEDED? PROVIDE AN EXPLANATION FOR ITEMS CHECKED IN #2. INCLUDE THE FEDERAL OR STATE STATUTORY OR CONSTITUTIONAL AUTHORIZATION FOR THIS PROGRAM.**

*NDI SYNOPSIS: Funds an increase in General Revenue for Federal change in match rate. Currently, Health Homes are funded at 90% federal match, which will continue through December 2013. For Health Home payments beginning January 1, 2014, the federal match reverts to the standard FMAP.*

The MO HealthNet Division of the Department of Social Services has implemented a Health Home provider program in accordance with Section 2703 of the Affordable Care Act of 2010. Health Home sites receive per-member-per-month (PMPM) payments for the additional services they are required to perform. Most of the primary care sites in the Health Home program are FQHC sites. The funding for the current FQHC distribution contract will be used as the state share for MO HealthNet primary care Health Home payments. These payments started in March 2012 for services performed in January 2012.

**4. DESCRIBE THE DETAILED ASSUMPTIONS USED TO DERIVE THE SPECIFIC REQUESTED AMOUNT. (How did you determine that the requested number of FTE were appropriate? From what source or standard did you derive the requested levels of funding? Were alternatives such as outsourcing or automation considered? If based on new legislation, does request tie to TAFP fiscal note? If not, explain why. Detail which portions of the request are one-times and how those amounts were calculated.)**

Funds an increase in General Revenue for Federal change in match rate. Currently, Health Homes are funded at 90% federal match, which will continue through December 2013. For Health Home payments beginning January 1, 2014, the federal match reverts to the standard FMAP.

The chart below shows the appropriated amount for FQHC Health Home payments and the new FMAP beginning January 1, 2014. A GR increase of \$3,170,310 is being requested.

**Department Request**

FQHC Health Home payments	GR	Federal	Total
FY 14 Appropriated Amount	\$1,500,000	\$10,800,000	\$12,300,000
FMAP Beginning Jan 1, 2014	\$4,670,310	\$7,629,690	\$12,300,000
GR Need	\$3,170,310	(\$3,170,310)	\$3,170,310

A core reduction of \$3,170,310 in Federal Funds was taken in the FY15 budget request.

**Governor Recommended**

FQHC Health Home payments	GR	Federal	Total
FY 14 Appropriated Amount	\$1,500,000	\$10,800,000	\$12,300,000
Adjusted Projected Need	\$3,549,459	\$6,068,981	\$9,618,441
GR Need	\$2,049,459	(\$4,731,019)	

The Governor's recommendation is based on updated projections for expenditures and projected FMAP rates.

**5. BREAK DOWN THE REQUEST BY BUDGET OBJECT CLASS, JOB CLASS, AND FUND SOURCE. IDENTIFY ONE-TIME COSTS.**

Budget Object Class/Job Class	Dept Req GR DOLLARS	Dept Req GR FTE	Dept Req FED DOLLARS	Dept Req FED FTE	Dept Req OTHER DOLLARS	Dept Req OTHER FTE	Dept Req TOTAL DOLLARS	Dept Req TOTAL FTE	Dept Req One- Time
Total PS	0	0.0	0	0.0	0	0.0	0	0.0	0
Total EE	0		0		0		0		0
Program Distributions	3,170,310						3,170,310		
Total PSD	3,170,310		0		0		3,170,310		0
Transfers							0		
Total TRF	0		0		0		0		0
Grand Total	3,170,310	0.0	0	0.0	0	0.0	3,170,310	0.0	0

Budget Object Class/Job Class	Gov Rec GR DOLLARS	Gov Rec GR FTE	Gov Rec FED DOLLARS	Gov Rec FED FTE	Gov Rec OTHER DOLLARS	Gov Rec OTHER FTE	Gov Rec TOTAL DOLLARS	Gov Rec TOTAL FTE	Gov Rec One- Time DOLLARS
Total PS	0	0.0	0	0.0	0	0.0	0	0.0	0
Total EE	0		0		0		0		0
Program Distributions	2,049,459						2,049,459		
Total PSD	2,049,459		0		0		2,049,459		0
Transfers							0		
Total TRF	0		0		0		0		0
Grand Total	2,049,459	0.0	0	0.0	0	0.0	2,049,459	0.0	0

**6. PERFORMANCE MEASURES (If new decision item has an associated core, separately identify projected performance with & without additional funding.)**

**6a. Provide an effectiveness measure.**


Health Home Providers		
Number of Medical Organizations Participating in Primary Care Health Homes		24
Number of Medical Sites Participating in Primary Care Health Homes		80

**6b. Provide an efficiency measure.**

FQHCs provide primary health care for the uninsured in their local communities. Missouri FQHCs provided primary health care to uninsured individuals in their local communities at a cost of \$658 per user in calendar year 2012.

Cost per User	
Calendar Yr	Cost
2009	\$602
2010	\$616
2011	\$632
2012	\$658

Source: Bureau of Primary Health Care, [bphc.hrsa.gov](http://bphc.hrsa.gov)



Health Homes began in 2012

Health Home Participants
15,954 Total
-15,526 Adults
-428 Children

Health Home Providers
18 FQHCs
-67 clinics
6 Hospitals
-22 Clinics
-14 Rural Health Clinics

6d. Provide a customer satisfaction measure, if available.

N/A

**7. STRATEGIES TO ACHIEVE THE PERFORMANCE MEASUREMENT TARGETS:**

N/A



**DECISION ITEM SUMMARY**

<b>Budget Unit</b>								
<b>Decision Item</b>	<b>FY 2013</b>	<b>FY 2013</b>	<b>FY 2014</b>	<b>FY 2014</b>	<b>FY 2015</b>	<b>FY 2015</b>	<b>FY 2015</b>	<b>FY 2015</b>
<b>Budget Object Summary</b>	<b>ACTUAL</b>	<b>ACTUAL</b>	<b>BUDGET</b>	<b>BUDGET</b>	<b>DEPT REQ</b>	<b>DEPT REQ</b>	<b>GOV REC</b>	<b>GOV REC</b>
<b>Fund</b>	<b>DOLLAR</b>	<b>FTE</b>	<b>DOLLAR</b>	<b>FTE</b>	<b>DOLLAR</b>	<b>FTE</b>	<b>DOLLAR</b>	<b>FTE</b>
<b>IGT HEALTH CARE HOME</b>								
<b>CORE</b>								
<b>PROGRAM-SPECIFIC</b>								
TITLE XIX-FEDERAL AND OTHER	2,318,135	0.00	6,900,000	0.00	6,900,000	0.00	6,900,000	0.00
INTERGOVERNMENTAL TRANSFER	193,069	0.00	600,000	0.00	600,000	0.00	600,000	0.00
FEDERAL REIMBURSEMENT ALLOWANCE	64,683	0.00	100,000	0.00	100,000	0.00	100,000	0.00
TOTAL - PD	2,575,887	0.00	7,600,000	0.00	7,600,000	0.00	7,600,000	0.00
<b>TOTAL</b>	<b>2,575,887</b>	<b>0.00</b>	<b>7,600,000</b>	<b>0.00</b>	<b>7,600,000</b>	<b>0.00</b>	<b>7,600,000</b>	<b>0.00</b>
<b>GRAND TOTAL</b>	<b>\$2,575,887</b>	<b>0.00</b>	<b>\$7,600,000</b>	<b>0.00</b>	<b>\$7,600,000</b>	<b>0.00</b>	<b>\$7,600,000</b>	<b>0.00</b>

**CORE DECISION ITEM**

Department: Social Services  
 Division: MO HealthNet  
 Core: IGT Health Care Home

Budget Unit: 90574C

**1. CORE FINANCIAL SUMMARY**

	FY 2015 Budget Request			
	GR	Federal	Other	Total
PS				
EE				
PSD		6,900,000	700,000	7,600,000
TRF				
<b>Total</b>		<b>6,900,000</b>	<b>700,000</b>	<b>7,600,000</b>
FTE				0.00

	FY 2015 Governor's Recommendation			
	GR	Fed	Other	Total
PS				
EE				
PSD		6,900,000	700,000	7,600,000
TRF				
<b>Total</b>		<b>6,900,000</b>	<b>700,000</b>	<b>7,600,000</b>
FTE				0.00

<b>Est. Fringe</b>	0	0	0	0
--------------------	---	---	---	---

*Note: Fringes budgeted in House Bill 5 except for certain fringes budgeted directly to MoDOT, Highway Patrol, and Conservation.*

<b>Est. Fringe</b>	0	0	0	0
--------------------	---	---	---	---

*Note: Fringes budgeted in House Bill 5 except for certain fringes budgeted directly to MoDOT, Highway Patrol, and Conservation.*

Other Funds: Intergovernmental Transfers (0139)  
 Federal Reimbursement Allowance (0142)

Other Funds: Intergovernmental Transfers (0139)  
 Federal Reimbursement Allowance (0142)

**2. CORE DESCRIPTION**

The core request is for funding payments for MO HealthNet participants through intergovernmental transfers for health home sites affiliated with public entities. Health home sites will receive per-member-per-month (PMPM) payments for the additional services they will be required to perform.

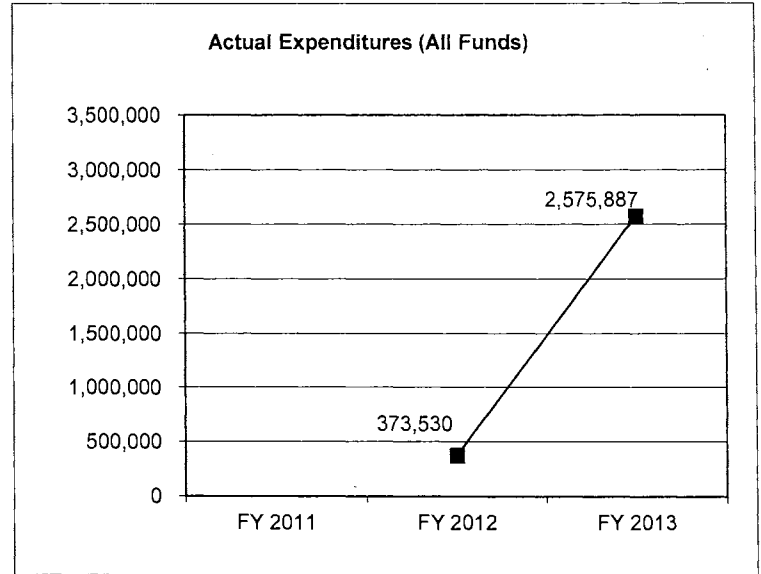
**3. PROGRAM LISTING (list programs included in this core funding)**

IGT Health Home



**4. FINANCIAL HISTORY**

	FY 2011 Actual	FY 2012 Actual	FY 2013 Actual	FY 2014 Current Yr.
Appropriation (All Funds)		10,000,000	7,600,000	7,600,000
Less Reverted (All Funds)		0	0	N/A
Budget Authority (All Funds)	0	10,000,000	7,600,000	N/A
Actual Expenditures (All Funds)		373,530	2,575,887	N/A
Unexpended (All Funds)	0	9,626,470	5,024,113	N/A
Unexpended, by Fund:				
General Revenue		0	0	N/A
Federal		8,663,842	4,581,865	N/A
Other		962,628	442,248	N/A
		(1)		



Reverted includes Governor's standard 3 percent reserve (when applicable) and any extraordinary expenditure restrictions.

**NOTES:**

(1) FY12 Program started in March 2012.

**CORE RECONCILIATION DETAIL**

STATE

IGT HEALTH CARE HOME

**5. CORE RECONCILIATION DETAIL**

	Budget Class	FTE	GR	Federal	Other	Total	Explanation
<b>TAFP AFTER VETOES</b>							
	PD	0.00	0	6,900,000	700,000	7,600,000	
	<b>Total</b>	<b>0.00</b>	<b>0</b>	<b>6,900,000</b>	<b>700,000</b>	<b>7,600,000</b>	
<b>DEPARTMENT CORE REQUEST</b>							
	PD	0.00	0	6,900,000	700,000	7,600,000	
	<b>Total</b>	<b>0.00</b>	<b>0</b>	<b>6,900,000</b>	<b>700,000</b>	<b>7,600,000</b>	
<b>GOVERNOR'S RECOMMENDED CORE</b>							
	PD	0.00	0	6,900,000	700,000	7,600,000	
	<b>Total</b>	<b>0.00</b>	<b>0</b>	<b>6,900,000</b>	<b>700,000</b>	<b>7,600,000</b>	

**DECISION ITEM DETAIL**

Budget Unit	FY 2013	FY 2013	FY 2014	FY 2014	FY 2015	FY 2015	FY 2015	FY 2015
Decision Item	ACTUAL	ACTUAL	BUDGET	BUDGET	DEPT REQ	DEPT REQ	GOV REC	GOV REC
Budget Object Class	DOLLAR	FTE	DOLLAR	FTE	DOLLAR	FTE	DOLLAR	FTE
<b>IGT HEALTH CARE HOME</b>								
<b>CORE</b>								
PROGRAM DISTRIBUTIONS	2,575,887	0.00	7,600,000	0.00	7,600,000	0.00	7,600,000	0.00
TOTAL - PD	2,575,887	0.00	7,600,000	0.00	7,600,000	0.00	7,600,000	0.00
<b>GRAND TOTAL</b>	<b>\$2,575,887</b>	<b>0.00</b>	<b>\$7,600,000</b>	<b>0.00</b>	<b>\$7,600,000</b>	<b>0.00</b>	<b>\$7,600,000</b>	<b>0.00</b>
GENERAL REVENUE	\$0	0.00	\$0	0.00	\$0	0.00	\$0	0.00
FEDERAL FUNDS	\$2,318,135	0.00	\$6,900,000	0.00	\$6,900,000	0.00	\$6,900,000	0.00
OTHER FUNDS	\$257,752	0.00	\$700,000	0.00	\$700,000	0.00	\$700,000	0.00

## PROGRAM DESCRIPTION

**Department: Social Services**

**Program Name: IGT Health Home**

**Program is found in the following core budget(s): IGT Health Care Home**

### 1. What does this program do?

Section 2703 of the Affordable Care Act (ACA) gives MO HealthNet the option to pay providers to coordinate care through a "Health Home" for individuals with chronic conditions. A health home is a "designated provider" or a health team that provides health home services to an individual with a chronic condition. A "designated provider" can be a physician, clinical practice or clinical group practice, rural clinic, community health center, home health agency, or any other entity or provider that is determined by MO HealthNet to be a qualified health home. A team of health care professionals acting as a health home may include physicians and other professionals such as a nurse care coordinator, nutritionist or social worker. Health homes may be freestanding or based at a hospital or other facility. Health home services include comprehensive care management, care coordination and health promotion, comprehensive transitional care from inpatient to other settings, patient and family support, and referral to community and social support services. Health homes are required to use "health information technology" to link services. Individuals who are eligible for health home services must have at least two chronic conditions or one chronic condition and the risk of having a second.

Clinical care management per member per month (PMPM) payments will be made for the reimbursement of the cost of staff primarily responsible for delivery of services not covered by other reimbursement (e.g., Nurse Care Managers) by MO HealthNet.

Health homes using IGT transactions as state match include: Truman Medical Centers, Citizens Memorial Health Care and University of Missouri Health Care.

### 2. What is the authorization for this program, i.e., federal or state statute, etc.? (Include the federal program number, if applicable.)

Federal law: ACA Section 2703; Section 1945 of Title XIX of the Social Security Act

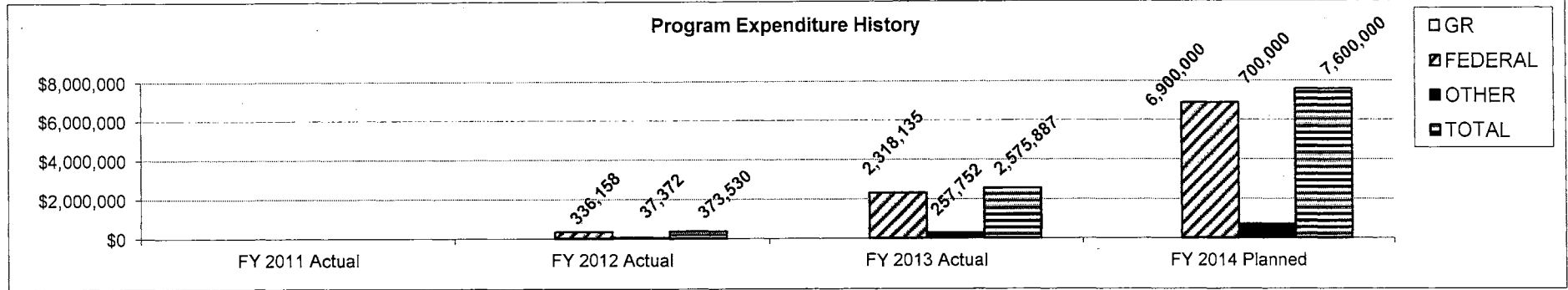
### 3. Are there federal matching requirements? If yes, please explain.

Expenditures are matched at 90% federal funds through December 2013. Expenditures after December 2013 will be matched at Missouri's FMAP of 62.03%. The state matching requirement is 37.97%.

### 4. Is this a federally mandated program? If yes, please explain.

No.

**5. Provide actual expenditures for the prior three fiscal years and planned expenditures for the current fiscal year.**



**6. What are the sources of the "Other" funds?**

Department of Social Services Intergovernmental Transfer Fund (0139), Federal Reimbursement Allowance Fund (0142)

**7a. Provide an effectiveness measure.**

<b>Health Home Providers</b>	
Number of Public Entities Using IGT Transactions	3
Number of Medical Organizations Participating in Primary Care Health Homes	24
Number of Medical Sites Participating in Primary Care Health Homes	80

**7b. Provide an efficiency measure.**

N/A

**7c. Provide the number of clients/individuals served, if applicable.**

<b>Health Home Participants</b>	
Number of Primary Care Health Home Participants	15,754

**7d. Provide a customer satisfaction measure, if available.**

N/A

**Federal Reimbursement  
Allowance**

**Federal Reimbursement  
Allowance**

**DECISION ITEM SUMMARY**

<b>Budget Unit</b>								
<b>Decision Item</b>	<b>FY 2013</b>	<b>FY 2013</b>	<b>FY 2014</b>	<b>FY 2014</b>	<b>FY 2015</b>	<b>FY 2015</b>	<b>FY 2015</b>	<b>FY 2015</b>
<b>Budget Object Summary</b>	<b>ACTUAL</b>	<b>ACTUAL</b>	<b>BUDGET</b>	<b>BUDGET</b>	<b>DEPT REQ</b>	<b>DEPT REQ</b>	<b>GOV REC</b>	<b>GOV REC</b>
<b>Fund</b>	<b>DOLLAR</b>	<b>FTE</b>	<b>DOLLAR</b>	<b>FTE</b>	<b>DOLLAR</b>	<b>FTE</b>	<b>DOLLAR</b>	<b>FTE</b>
<b>FED REIMB ALLOWANCE</b>								
<b>CORE</b>								
<b>EXPENSE &amp; EQUIPMENT</b>								
FEDERAL REIMBURSMENT ALLOWANCE	437,675	0.00	0	0.00	0	0.00	0	0.00
TOTAL - EE	437,675	0.00	0	0.00	0	0.00	0	0.00
<b>PROGRAM-SPECIFIC</b>								
FEDERAL REIMBURSMENT ALLOWANCE	1,011,146,024	0.00	1,022,818,734	0.00	1,022,818,734	0.00	1,022,818,734	0.00
TOTAL - PD	1,011,146,024	0.00	1,022,818,734	0.00	1,022,818,734	0.00	1,022,818,734	0.00
<b>TOTAL</b>	<b>1,011,583,699</b>	<b>0.00</b>	<b>1,022,818,734</b>	<b>0.00</b>	<b>1,022,818,734</b>	<b>0.00</b>	<b>1,022,818,734</b>	<b>0.00</b>
<b>GRAND TOTAL</b>	<b>\$1,011,583,699</b>	<b>0.00</b>	<b>\$1,022,818,734</b>	<b>0.00</b>	<b>\$1,022,818,734</b>	<b>0.00</b>	<b>\$1,022,818,734</b>	<b>0.00</b>

**CORE DECISION ITEM**

Department: Social Services  
 Division: MO HealthNet  
 Core: Federal Reimbursement Allowance (FRA)

Budget Unit: 90553C

**1. CORE FINANCIAL SUMMARY**

FY 2015 Budget Request					FY 2015 Governor's Recommendation				
	GR	Federal	Other	Total		GR	Federal	Other	Total
PS					PS				
EE					EE				
PSD			1,022,818,734	1,022,818,734	PSD			1,022,818,734	1,022,818,734
TRF					TRF				
<b>Total</b>			<b>1,022,818,734</b>	<b>1,022,818,734</b>	<b>Total</b>			<b>1,022,818,734</b>	<b>1,022,818,734</b>
FTE				0.00	FTE				0.00

<i>Est. Fringe</i>	0	0	0	0
<i>Note: Fringes budgeted in House Bill 5 except for certain fringes budgeted directly to MoDOT, Highway Patrol, and Conservation.</i>				

<i>Est. Fringe</i>	0	0	0	0
<i>Note: Fringes budgeted in House Bill 5 except for certain fringes budgeted directly to MoDOT, Highway Patrol, and Conservation.</i>				

Other Funds: Federal Reimbursement Allowance Fund (FRA) (0142)

Other Funds: Federal Reimbursement Allowance Fund (FRA) (0142)

Note: An "E" is requested for the Federal Reimbursement Allowance Fund.

Note: An "E" is requested for the Federal Reimbursement Allowance Fund.

**2. CORE DESCRIPTION**

This core request is for ongoing funding to reimburse for hospital services and managed care premiums provided to MO HealthNet participants and the uninsured. Funding for this core is used to maintain hospital reimbursement at a sufficient level to ensure quality health care and provider participation. Hospitals are assessed a provider tax for the privilege of doing business in the state. The assessment is a general revenue equivalent and when used to make valid Medicaid payments, earns federal dollars. These earnings fund this FRA program appropriation.

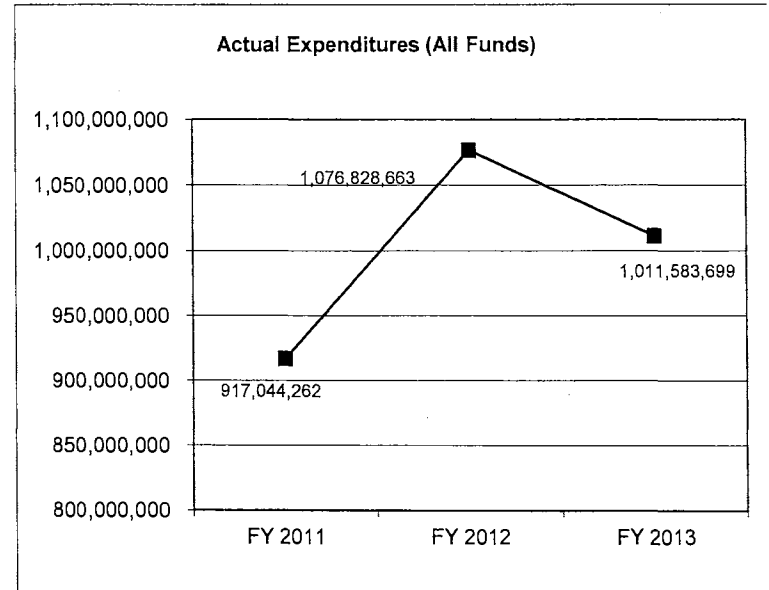
**3. PROGRAM LISTING (list programs included in this core funding)**

Hospital - Federal Reimbursement Allowance



#### 4. FINANCIAL HISTORY

	FY 2011 Actual	FY 2012 Actual	FY 2013 Actual	FY 2014 Current Yr.	
Appropriation (All Funds)	918,929,393	1,077,049,394	1,015,712,069	1,022,818,734	E
Less Reverted (All Funds)	0	0	0	N/A	
Budget Authority (All Funds)	918,929,393	1,077,049,394	1,015,712,069	N/A	
Actual Expenditures (All Funds)	917,044,262	1,076,828,663	1,011,583,699	N/A	
Unexpended (All Funds)	1,885,131	220,731	4,128,370	N/A	
Unexpended, by Fund:					
General Revenue	0	0	0	N/A	
Federal	1,885,131	220,731	4,128,370	N/A	
Other	0	0	0	N/A	
		(1)	(2)		



Reverted includes Governor's standard 3 percent reserve (when applicable) and any extraordinary expenditure restrictions.

#### NOTES:

(1) FY12 An "E" increase of \$198,120,000 was made.

(2) FY13 An "E" increase of \$27,693,335 was made.

**CORE RECONCILIATION DETAIL**

**STATE**

**FED REIMB ALLOWANCE**

**5. CORE RECONCILIATION DETAIL**

	<b>Budget Class</b>	<b>FTE</b>	<b>GR</b>	<b>Federal</b>	<b>Other</b>	<b>Total</b>	<b>Explanation</b>
<b>TAFP AFTER VETOES</b>	PD	0.00	0	0	1,022,818,734	1,022,818,734	
	<b>Total</b>	<b>0.00</b>	<b>0</b>	<b>0</b>	<b>1,022,818,734</b>	<b>1,022,818,734</b>	
<b>DEPARTMENT CORE REQUEST</b>	PD	0.00	0	0	1,022,818,734	1,022,818,734	
	<b>Total</b>	<b>0.00</b>	<b>0</b>	<b>0</b>	<b>1,022,818,734</b>	<b>1,022,818,734</b>	
<b>GOVERNOR'S RECOMMENDED CORE</b>	PD	0.00	0	0	1,022,818,734	1,022,818,734	
	<b>Total</b>	<b>0.00</b>	<b>0</b>	<b>0</b>	<b>1,022,818,734</b>	<b>1,022,818,734</b>	

**DECISION ITEM DETAIL**

Budget Unit	FY 2013	FY 2013	FY 2014	FY 2014	FY 2015	FY 2015	FY 2015	FY 2015
Decision Item	ACTUAL	ACTUAL	BUDGET	BUDGET	DEPT REQ	DEPT REQ	GOV REC	GOV REC
Budget Object Class	DOLLAR	FTE	DOLLAR	FTE	DOLLAR	FTE	DOLLAR	FTE
<b>FED REIMB ALLOWANCE</b>								
<b>CORE</b>								
PROFESSIONAL SERVICES	437,675	0.00	0	0.00	0	0.00	0	0.00
TOTAL - EE	437,675	0.00	0	0.00	0	0.00	0	0.00
PROGRAM DISTRIBUTIONS	1,011,146,024	0.00	1,022,818,734	0.00	1,022,818,734	0.00	1,022,818,734	0.00
TOTAL - PD	1,011,146,024	0.00	1,022,818,734	0.00	1,022,818,734	0.00	1,022,818,734	0.00
<b>GRAND TOTAL</b>	<b>\$1,011,583,699</b>	<b>0.00</b>	<b>\$1,022,818,734</b>	<b>0.00</b>	<b>\$1,022,818,734</b>	<b>0.00</b>	<b>\$1,022,818,734</b>	<b>0.00</b>
GENERAL REVENUE	\$0	0.00	\$0	0.00	\$0	0.00	\$0	0.00
FEDERAL FUNDS	\$0	0.00	\$0	0.00	\$0	0.00	\$0	0.00
OTHER FUNDS	\$1,011,583,699	0.00	\$1,022,818,734	0.00	\$1,022,818,734	0.00	\$1,022,818,734	0.00

## PROGRAM DESCRIPTION

**Department: Social Services**

**Program Name: Federal Reimbursement Allowance (FRA)**

**Program is found in the following core budget(s): Federal Reimbursement Allowance (FRA)**

### 1. What does this program do?

The Federal Reimbursement Allowance (FRA) program provides payments for hospital inpatient services, outpatient services, managed care capitated payments, CHIP and Women's Health services (using the FRA assessment as general revenue equivalent). The FRA program supplements payments for the cost of providing care to Medicaid participants under Title XIX of the Social Security Act and to the uninsured. Hospitals are assessed a provider tax for the privilege of doing business in the state. The assessment is a general revenue equivalent and when used to make valid Medicaid payments, earns federal dollars. These earnings fund the FRA program.

Currently 149 hospitals participate in the FRA program. The FRA assessment is a percent of each hospital's inpatient adjusted net revenues and outpatient adjusted net revenues. The assessment rate for FY 2014 is 5.95%. The net inpatient and net outpatient revenue are determined from the hospital's cost reports that are filed annually with the MO HealthNet Division. The MO HealthNet Division uses funds generated from the FRA program as the equivalent of General Revenue funds. The funds are distributed to the hospitals through a combination of payments.

The FRA program reimburses hospitals for certain costs as outlined below:

- Higher Inpatient Per Diems - Higher per diems were granted in October 1992 when the FRA program started. At that time, rates for the general plan hospitals were rebased to the 1990 cost reports. In April 1998, hospitals were rebased to the 1995 cost reports.
- Increased Outpatient Payment - 30% of outpatient costs are made through FRA funding. An outpatient prospective reimbursement methodology was implemented on July 1, 2002.
- Direct Medicaid Payments - The hospital receives additional lump sum payments to cover their unreimbursed costs for providing services to MO HealthNet participants. These payments, along with per diem payments, provide 100% of the allowable Medicaid cost for MO HealthNet participants.
- Uninsured Add-On - Payments for the cost of providing services to patients that do not have insurance (charity care and bad debts).
- Upper Payment Limit - An annual payment to hospitals to recognize costs up to what Medicare payment principles allow.
- Enhanced GME - An annual payment to hospitals for Graduate Medical Education (GME) cost inflation not reimbursed in the per diem, Direct Medicaid or quarterly GME payments.

This program also funds the following:

- Costs of the federally required independent DSH audits.
- Missouri's Gateway to Better Health Medicaid demonstration. Prior to the new federal DSH audit rules, DSH funding was voluntarily paid by hospitals to safety net clinics that provided uncompensated ambulatory care at specific facilities. The new federal DSH audit requirements limit the amount of DSH hospitals can receive to each individual hospital's uncompensated Medicaid and uninsured costs. Under the Demonstration, CMS is allowing the state to continue to use DSH funds to preserve and improve primary and specialty health care services in St. Louis.
- Institutions for Mental Disease (IMD) Demonstration. This is a three-year Medicaid emergency psychiatric demonstration project. The project would allow federal Medicaid matching payments for emergency psychiatric treatment in psychiatric hospitals that provide services to Medicaid beneficiaries between the ages of 21 and 64. Currently, psychiatric hospitals are required to provide these emergency services under the Emergency Medical Treatment and Active Labor Act, but they cannot receive federal matching payments because of the rules prohibiting IMD's from receiving federal Medicaid reimbursement. The services eligible for federal payments under the demonstration projects are limited to emergency psychiatric treatment and stabilization.
- The state share of primary care health home per-member-per-month (PMPM) payments to hospital-based primary care health homes.

**2. What is the authorization for this program, i.e., federal or state statute, etc.? (Include the federal program number, if applicable.)**

State statute: RSMo. 208.453; Federal law: Social Security Act Section 1903(w); Federal Regulation: 42 CFR 433 Subpart B.

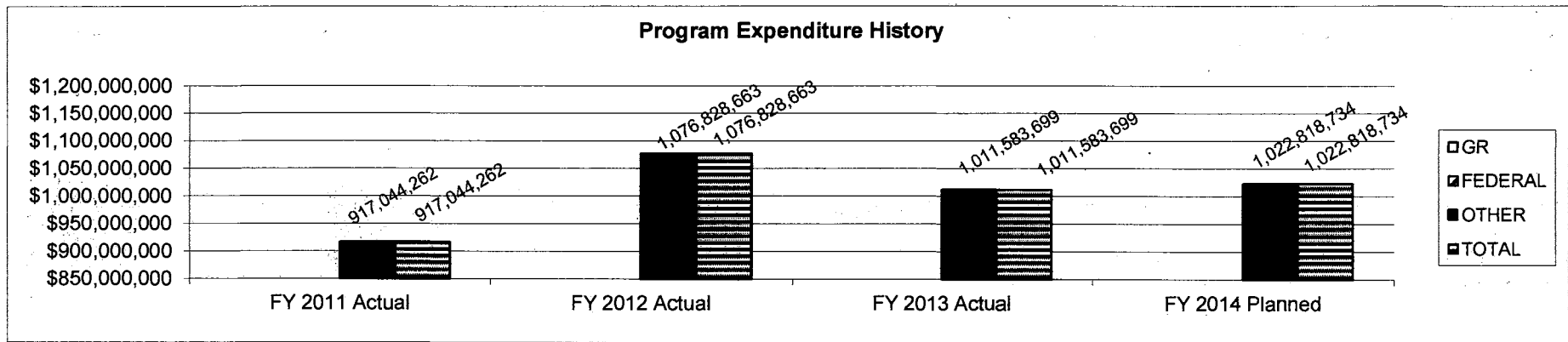
**3. Are there federal matching requirements? If yes, please explain.**

States can earn the federal medical assistance percentage (FMAP) on MO HealthNet program expenditures. The Social Security Act requires the Secretary of Health and Human Services to calculate and publish the actual FMAP each year. The FMAP is calculated using economic indicators from states and the nation as a whole. Health home expenditures are matched at 90% federal funds. Generally, Missouri's FMAP for FY 14 is a blended 61.865% federal match. The state matching requirement is 38.135%. The hospital assessments serve as the general revenue equivalent to earn Medicaid federal reimbursement.

**4. Is this a federally mandated program? If yes, please explain.**

No.

**5. Provide actual expenditures for the prior three fiscal years and planned expenditures for the current fiscal year.**



**6. What are the sources of the "Other" funds?**

Federal Reimbursement Allowance Fund (0142)

**7a. Provide an effectiveness measure.**

The Federal Reimbursement Allowance (FRA) is used as state match for administration costs and Medicaid services minimizing the need for General Revenue. In FY 2013, the FRA program provided over \$308 million in state match to fund various appropriations.

FRA as a Funding Source in the Various Appropriations	FY			
	2010	2011	2012	2013
Revenue Max / Admin	\$100,133	\$100,133	\$100,133	\$101,244
Managed Care	\$93,533,441	\$93,533,441	\$93,533,441	\$108,629,699
Hospital	\$148,913,958	\$185,298,958	\$185,298,958	\$188,702,995
Women's Health Services	\$167,756	\$167,756	\$167,756	\$403,656
Show-Me Health (SB 306)*	\$52,615,793			
Medical Homes				\$100,000
CHIP	\$7,719,204	\$7,719,204	\$7,719,204	\$10,269,005
<b>Total</b>	<b>\$303,050,285</b>	<b>\$286,819,492</b>	<b>\$286,819,492</b>	<b>\$308,206,599</b>

\*Appropriation contingent on passage of enabling legislation (SB 306). Enabling legislation did not pass.

**7b. Provide an efficiency measure.**

The FRA tax assessment is a general revenue equivalent and when used to make Medicaid payments earns a federal match. In FY 2013, hospitals were assessed \$1,060.2 million in tax.

FRA Tax Assessments Revenues Obtained*	
FY	
2011	\$919.3 mil
2012	\$1,007.2 mil
2013	\$1,060.2 mil
2014	\$1,078.4 mil estimated
2015	\$1,125.8 mil estimated
2016	\$1,175.4 mil estimated

\*Projections assume the federal government continues to allow tax rate maximum of 6%.

**7c. Provide the number of clients/individuals served, if applicable.**

FRA payments are made on behalf of MO HealthNet participants and the uninsured accessing hospital and primary care health home services.

**7d. Provide a customer satisfaction measure, if available.**

N/A

**IGT Expend Transfer**

**IGT Expend Transfer**

**DECISION ITEM SUMMARY**

Budget Unit										
Decision Item	FY 2013	FY 2013	FY 2014	FY 2014	FY 2015	FY 2015	FY 2015	FY 2015	FY 2015	
Budget Object Summary	ACTUAL	ACTUAL	BUDGET	BUDGET	DEPT REQ	DEPT REQ	GOV REC	GOV REC	GOV REC	
Fund	DOLLAR	FTE	DOLLAR	FTE	DOLLAR	FTE	DOLLAR	FTE	DOLLAR	
<b>IGT EXPEND TRANSFER</b>										
<b>CORE</b>										
FUND TRANSFERS										
INTERGOVERNMENTAL TRANSFER	86,141,041	0.00	86,456,256	0.00	86,456,256	0.00	86,456,256	0.00	86,456,256	0.00
TOTAL - TRF	86,141,041	0.00	86,456,256	0.00	86,456,256	0.00	86,456,256	0.00	86,456,256	0.00
<b>TOTAL</b>	<b>86,141,041</b>	<b>0.00</b>	<b>86,456,256</b>	<b>0.00</b>	<b>86,456,256</b>	<b>0.00</b>	<b>86,456,256</b>	<b>0.00</b>	<b>86,456,256</b>	<b>0.00</b>
<b>MHD Transfer Authority - 1886014</b>										
FUND TRANSFERS										
INTERGOVERNMENTAL TRANSFER	0	0.00	0	0.00	10,428,959	0.00	10,428,959	0.00	10,428,959	0.00
TOTAL - TRF	0	0.00	0	0.00	10,428,959	0.00	10,428,959	0.00	10,428,959	0.00
<b>TOTAL</b>	<b>0</b>	<b>0.00</b>	<b>0</b>	<b>0.00</b>	<b>10,428,959</b>	<b>0.00</b>	<b>10,428,959</b>	<b>0.00</b>	<b>10,428,959</b>	<b>0.00</b>
<b>GRAND TOTAL</b>	<b>\$86,141,041</b>	<b>0.00</b>	<b>\$86,456,256</b>	<b>0.00</b>	<b>\$96,885,215</b>	<b>0.00</b>	<b>\$96,885,215</b>	<b>0.00</b>	<b>\$96,885,215</b>	<b>0.00</b>



**CORE DECISION ITEM**

Department: Social Services  
 Division: MO HealthNet  
 Core: IGT Transfer

Budget Unit 90570C

**1. CORE FINANCIAL SUMMARY**

	FY 2015 Budget Request			
	GR	Federal	Other	Total
PS				
EE				
PSD				
TRF			86,456,256	86,456,256
<b>Total</b>	<b>0</b>	<b>0</b>	<b>86,456,256</b>	<b>86,456,256</b>
FTE	0.00	0.00	0.00	0.00

<i>Est. Fringe</i>	0	0	0	0
<i>Note: Fringes budgeted in House Bill 5 except for certain fringes budgeted directly to MoDOT, Highway Patrol, and Conservation.</i>				

Other Funds: Intergovernmental Transfers (0139)

	FY 2015 Governor's Recommendation			
	GR	Federal	Other	Total
PS				
EE				
PSD				
TRF			86,456,256	86,456,256
<b>Total</b>	<b>0</b>	<b>0</b>	<b>86,456,256</b>	<b>86,456,256 E</b>
FTE	0.00	0.00	0.00	0.00

<i>Est. Fringe</i>	0	0	0	0
<i>Note: Fringes budgeted in House Bill 5 except for certain fringes budgeted directly to MoDOT, Highway Patrol, and Conservation.</i>				

Other Funds: Intergovernmental Transfers (0139)

Note: An "E" is requested for this transfer appropriation.

**2. CORE DESCRIPTION**

Federal Medicaid regulation (42 CFR 433.51) allows state and local governmental units (including public providers) to transfer to the Medicaid agency the non-federal share of Medicaid payments. The amounts transferred are used as the state match to earn federal participation. These transfers are called intergovernmental transfers (IGTs). This funding maximizes eligible state resources for federal Medicaid funds, utilizing current state and local funding sources as match for services.

**3. PROGRAM LISTING (list programs included in this core funding)**

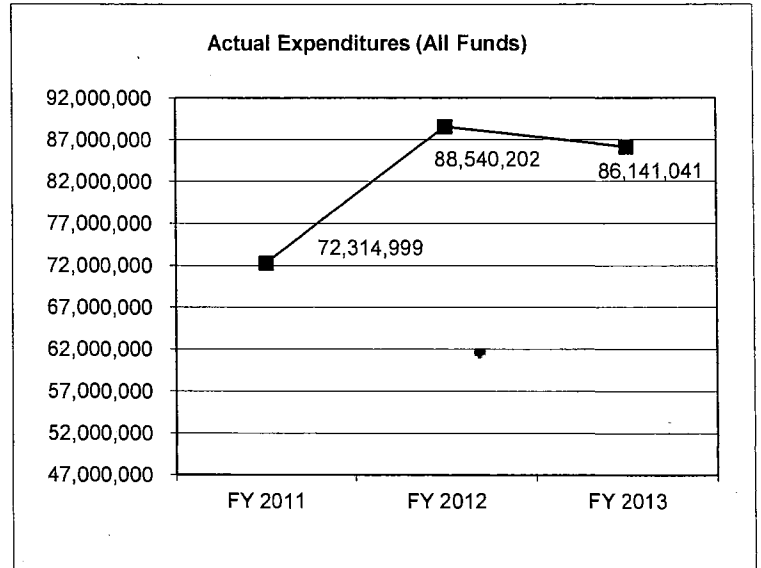
IGT Transfer

**CORE DECISION ITEM**

Department: Social Services  
 Division: MO HealthNet  
 Core: IGT Transfer

**4. FINANCIAL HISTORY**

	FY 2011 Actual	FY 2012 Actual	FY 2013 Actual	FY 2014 Current Yr.
Appropriation (All Funds)	82,200,000	88,550,000	88,550,000	86,456,256
Less Reverted (All Funds)	0	0	0	N/A
Budget Authority (All Funds)	82,200,000	88,550,000	88,550,000	N/A
Actual Expenditures (All Funds)	72,314,999	88,540,202	86,141,041	N/A
Unexpended (All Funds)	9,885,001	9,798	2,408,959	N/A
Unexpended, by Fund:				
General Revenue	0	0	0	N/A
Federal	0	0	0	N/A
Other	9,885,001	9,798	2,408,959	N/A
		<b>(1)</b>	<b>(2)</b>	



Reverted includes Governor's standard 3 percent reserve (when applicable) and any extraordinary expenditure restrictions.

**NOTES:**

**(1)** FY12 There was an "E" increase of \$6,350,000.

**(2)** FY13 Estimated appropriation or "E" status removed. Supplemental increase of \$3,941,041 was made.

**CORE RECONCILIATION DETAIL**

STATE

IGT EXPEND TRANSFER

**5. CORE RECONCILIATION DETAIL**

	<b>Budget Class</b>	<b>FTE</b>	<b>GR</b>	<b>Federal</b>	<b>Other</b>	<b>Total</b>	<b>Explanation</b>
<b>TAFP AFTER VETOES</b>							
	TRF	0.00	0	0	86,456,256	86,456,256	
	<b>Total</b>	<b>0.00</b>	<b>0</b>	<b>0</b>	<b>86,456,256</b>	<b>86,456,256</b>	
<b>DEPARTMENT CORE REQUEST</b>							
	TRF	0.00	0	0	86,456,256	86,456,256	
	<b>Total</b>	<b>0.00</b>	<b>0</b>	<b>0</b>	<b>86,456,256</b>	<b>86,456,256</b>	
<b>GOVERNOR'S RECOMMENDED CORE</b>							
	TRF	0.00	0	0	86,456,256	86,456,256	
	<b>Total</b>	<b>0.00</b>	<b>0</b>	<b>0</b>	<b>86,456,256</b>	<b>86,456,256</b>	

**DECISION ITEM DETAIL**

Budget Unit	FY 2013	FY 2013	FY 2014	FY 2014	FY 2015	FY 2015	FY 2015	FY 2015
Decision Item	ACTUAL	ACTUAL	BUDGET	BUDGET	DEPT REQ	DEPT REQ	GOV REC	GOV REC
Budget Object Class	DOLLAR	FTE	DOLLAR	FTE	DOLLAR	FTE	DOLLAR	FTE
<b>IGT EXPEND TRANSFER</b>								
<b>CORE</b>								
TRANSFERS OUT	86,141,041	0.00	86,456,256	0.00	86,456,256	0.00	86,456,256	0.00
TOTAL - TRF	86,141,041	0.00	86,456,256	0.00	86,456,256	0.00	86,456,256	0.00
<b>GRAND TOTAL</b>	<b>\$86,141,041</b>	<b>0.00</b>	<b>\$86,456,256</b>	<b>0.00</b>	<b>\$86,456,256</b>	<b>0.00</b>	<b>\$86,456,256</b>	<b>0.00</b>
GENERAL REVENUE	\$0	0.00	\$0	0.00	\$0	0.00	\$0	0.00
FEDERAL FUNDS	\$0	0.00	\$0	0.00	\$0	0.00	\$0	0.00
OTHER FUNDS	\$86,141,041	0.00	\$86,456,256	0.00	\$86,456,256	0.00	\$86,456,256	0.00

## PROGRAM DESCRIPTION

**Department: Social Services**

**Program Name: IGT Transfer**

**Program is found in the following core budget(s): IGT Transfer**

**1. What does this program do?**

Federal Medicaid regulation (42 CFR 433.51) allows state and local governmental units (including public providers) to transfer to the Medicaid agency the non-federal share of Medicaid payments. The amounts transferred are used as the state match to earn federal participation. These transfers are called intergovernmental transfers (IGTs). This funding maximizes eligible state resources for federal Medicaid funds, utilizing current state and local funding sources as match for services.

**2. What is the authorization for this program, i.e., federal or state statute, etc.? (Include the federal program number, if applicable.)**

State statute: RSMo. 208.152, 208.153; Federal law: Social Security Act Sections 1905(a)(1) and (2)(d)(5)(h). Federal Regulations: 42 CFR 433.51 and 440.20.

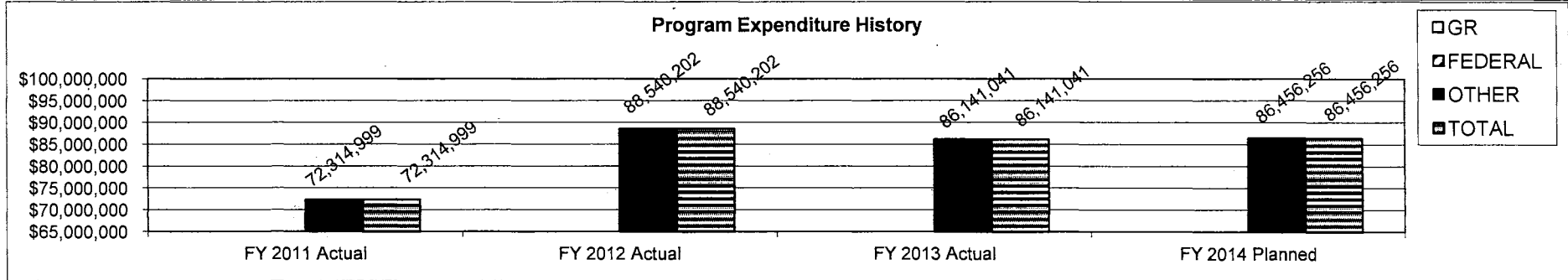
**3. Are there federal matching requirements? If yes, please explain.**

No.

**4. Is this a federally mandated program? If yes, please explain.**

No.

**5. Provide actual expenditures for the prior three fiscal years and planned expenditures for the current fiscal year.**



**6. What are the sources of the "Other" funds?**

Department of Social Services Intergovernmental Transfer Fund (0139)

**7a. Provide an effectiveness measure.**

These transfers allow the state to draw federal match for hospital services provided by public entities. Measures for hospital services are included in the hospital section.

**7b. Provide an efficiency measure.**

These transfers allow the state to draw federal match for hospital services provided by public entities. Measures for hospital services are included in the hospital section.

**7c. Provide the number of clients/individuals served, if applicable.**

These transfers allow the state to draw federal match for hospital services provided by public entities. Measures for hospital services are included in the hospital section.

**7d. Provide a customer satisfaction measure, if available.**

These transfers allow the state to draw federal match for hospital services provided by public entities. Measures for hospital services are included in the hospital section.



**DECISION ITEM SUMMARY**

Budget Unit	FY 2013	FY 2013	FY 2014	FY 2014	FY 2015	FY 2015	FY 2015	FY 2015
Decision Item	ACTUAL	ACTUAL	BUDGET	BUDGET	DEPT REQ	DEPT REQ	GOV REC	GOV REC
Budget Object Summary	DOLLAR	FTE	DOLLAR	FTE	DOLLAR	FTE	DOLLAR	FTE
Fund	DOLLAR	FTE	DOLLAR	FTE	DOLLAR	FTE	DOLLAR	FTE
<b>IGT SAFETY NET HOSPITALS</b>								
<b>CORE</b>								
<b>PROGRAM-SPECIFIC</b>								
TITLE XIX-FEDERAL AND OTHER	104,861,346	0.00	129,505,748	0.00	129,505,748	0.00	129,505,748	0.00
INTERGOVERNMENTAL TRANSFER	63,518,520	0.00	70,348,801	0.00	70,348,801	0.00	70,348,801	0.00
TOTAL - PD	168,379,866	0.00	199,854,549	0.00	199,854,549	0.00	199,854,549	0.00
<b>TOTAL</b>	<b>168,379,866</b>	<b>0.00</b>	<b>199,854,549</b>	<b>0.00</b>	<b>199,854,549</b>	<b>0.00</b>	<b>199,854,549</b>	<b>0.00</b>
<b>GRAND TOTAL</b>	<b>\$168,379,866</b>	<b>0.00</b>	<b>\$199,854,549</b>	<b>0.00</b>	<b>\$199,854,549</b>	<b>0.00</b>	<b>\$199,854,549</b>	<b>0.00</b>



**CORE DECISION ITEM**

Department: Social Services  
 Division: MO HealthNet  
 Core: IGT Safety Net Hospitals

Budget Unit: 90571C

**1. CORE FINANCIAL SUMMARY**

	FY 2015 Budget Request			
	GR	Federal	Other	Total
PS				
EE				
PSD		129,505,748	70,348,801	199,854,549
TRF				
<b>Total</b>		<b>129,505,748</b>	<b>70,348,801</b>	<b>199,854,549</b>
FTE				0.00

	FY 2015 Governor's Recommendation			
	GR	Federal	Other	Total
PS				
EE				
PSD		129,505,748	70,348,801	199,854,549
TRF				
<b>Total</b>		<b>129,505,748</b>	<b>70,348,801</b>	<b>199,854,549</b>
FTE				0.00

<b>Est. Fringe</b>	0	0	0	0
--------------------	---	---	---	---

*Note: Fringes budgeted in House Bill 5 except for certain fringes budgeted directly to MoDOT, Highway Patrol, and Conservation.*

<b>Est. Fringe</b>	0	0	0	0
--------------------	---	---	---	---

*Note: Fringes budgeted in House Bill 5 except for certain fringes budgeted directly to MoDOT, Highway Patrol, and Conservation.*

Other Funds: Intergovernmental Transfers (0139)

Other Funds: Intergovernmental Transfers (0139)

**2. CORE DESCRIPTION**

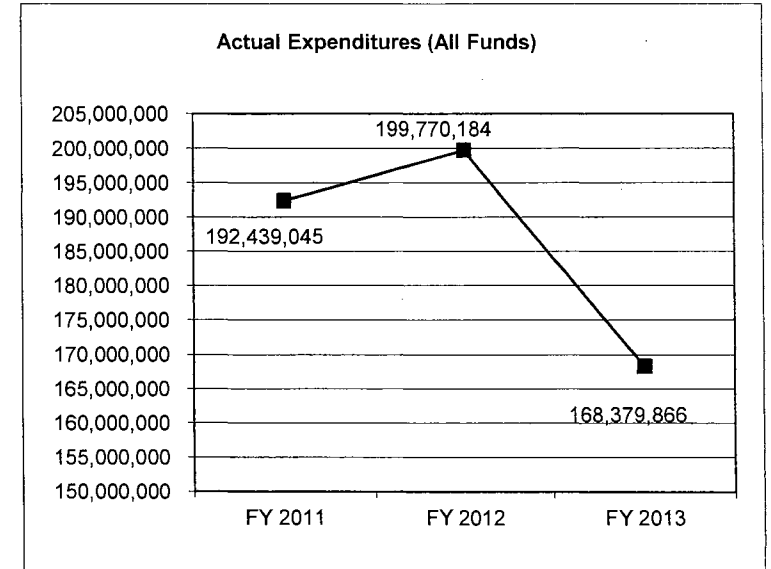
This core request is for funding payments for MO HealthNet participants and the uninsured through intergovernmental transfers for safety net hospitals. Safety net hospitals traditionally see a high volume of MO HealthNet/uninsured patients.

**3. PROGRAM LISTING (list programs included in this core funding)**

Intergovernmental transfers for Safety Net Hospitals.

**4. FINANCIAL HISTORY**

	FY 2011 Actual	FY 2012 Actual	FY 2013 Actual	FY 2014 Current Yr.
Appropriation (All Funds)	199,854,549	203,474,549	199,854,549	199,854,549
Less Reverted (All Funds)	0	0	0	N/A
Budget Authority (All Funds)	199,854,549	203,474,549	199,854,549	N/A
Actual Expenditures (All Funds)	192,439,045	199,770,184	168,379,866	N/A
Unexpended (All Funds)	7,415,504	3,704,365	31,474,683	N/A
Unexpended, by Fund:				
General Revenue	0	0	0	N/A
Federal	7,273,575	2,570,273	6,830,281	N/A
Other	141,929	1,134,092	24,644,402	N/A
		<b>(1)</b>	<b>(2)</b>	



Reverted includes Governor's standard 3 percent reserve (when applicable) and any extraordinary expenditure restrictions.

**NOTES:**

**(1)** FY12 "E" increase of \$3,620,000 in IGT funds.

**(2)** FY 13 Estimated appropriation or "E" status removed.

**CORE RECONCILIATION DETAIL**

STATE

IGT SAFETY NET HOSPITALS

**5. CORE RECONCILIATION DETAIL**

	Budget Class	FTE	GR	Federal	Other	Total	Explanation
<b>TAFP AFTER VETOES</b>							
	PD	0.00	0	129,505,748	70,348,801	199,854,549	
	<b>Total</b>	<b>0.00</b>	<b>0</b>	<b>129,505,748</b>	<b>70,348,801</b>	<b>199,854,549</b>	
<b>DEPARTMENT CORE REQUEST</b>							
	PD	0.00	0	129,505,748	70,348,801	199,854,549	
	<b>Total</b>	<b>0.00</b>	<b>0</b>	<b>129,505,748</b>	<b>70,348,801</b>	<b>199,854,549</b>	
<b>GOVERNOR'S RECOMMENDED CORE</b>							
	PD	0.00	0	129,505,748	70,348,801	199,854,549	
	<b>Total</b>	<b>0.00</b>	<b>0</b>	<b>129,505,748</b>	<b>70,348,801</b>	<b>199,854,549</b>	

**DECISION ITEM DETAIL**

Budget Unit	FY 2013	FY 2013	FY 2014	FY 2014	FY 2015	FY 2015	FY 2015	FY 2015
Decision Item	ACTUAL	ACTUAL	BUDGET	BUDGET	DEPT REQ	DEPT REQ	GOV REC	GOV REC
Budget Object Class	DOLLAR	FTE	DOLLAR	FTE	DOLLAR	FTE	DOLLAR	FTE
<b>IGT SAFETY NET HOSPITALS</b>								
<b>CORE</b>								
PROGRAM DISTRIBUTIONS	168,379,866	0.00	199,854,549	0.00	199,854,549	0.00	199,854,549	0.00
TOTAL - PD	168,379,866	0.00	199,854,549	0.00	199,854,549	0.00	199,854,549	0.00
<b>GRAND TOTAL</b>	<b>\$168,379,866</b>	<b>0.00</b>	<b>\$199,854,549</b>	<b>0.00</b>	<b>\$199,854,549</b>	<b>0.00</b>	<b>\$199,854,549</b>	<b>0.00</b>
GENERAL REVENUE	\$0	0.00	\$0	0.00	\$0	0.00	\$0	0.00
FEDERAL FUNDS	\$104,861,346	0.00	\$129,505,748	0.00	\$129,505,748	0.00	\$129,505,748	0.00
OTHER FUNDS	\$63,518,520	0.00	\$70,348,801	0.00	\$70,348,801	0.00	\$70,348,801	0.00

## PROGRAM DESCRIPTION

**Department: Social Services**

**Program Name: IGT Safety Net Hospitals**

**Program is found in the following core budget(s): IGT Safety Net Hospitals**

### **1. What does this program do?**

Federal Medicaid regulation (42 CFR 433.51) allows state and local governmental units (including public providers) to transfer funds to the state as the non-federal share of Medicaid payments. These transfers are called intergovernmental transfers (IGTs). This funding maximizes eligible costs for federal Medicaid funds, utilizing current state and local funding sources as match for services.

In FY 2009, the MO HealthNet Division changed from a Certified Public Expenditure (CPE) process to an Intergovernmental Transfer (IGT) process for the non-federal share of hospital payments. The following state owned/operated hospitals and public hospitals are paid from this appropriation: (1) Metropolitan St. Louis Psychiatric Center; (2) Western Missouri Mental Health Center; (3) Southwest Missouri Psychiatric Rehabilitation Center; (4) Hawthorne Children's Psychiatric Hospital; (5) Northwest Missouri Psychiatric Rehabilitation Center; (6) Fulton State Hospital; (7) Southeast Missouri Mental Health Center; (8) St. Louis Psychiatric Rehabilitation Center; (9) Missouri Rehabilitation Center; (10) University of Missouri Hospital and Clinics; (11) Truman Medical Center – Hospital Hill; and (12) Truman Medical Center – Lakewood.

Under the IGT process, hospitals transfer the non-federal share of payments to the state prior to payments being made. The state pays out the total claimable amount including both federal and non-federal share. The state demonstrates that the non-federal share of the payments is transferred to, and under the administrative control of, the Medicaid agency (Department of Social Services) prior to the total computable payments being made to the hospitals.

### **2. What is the authorization for this program, i.e., federal or state statute, etc.? (Include the federal program number, if applicable.)**

State statute: RSMo. 208.152, 208.153; Federal law: Social Security Act Sections 1905(a)(1) and (2)(d)(5)(h). Federal Regulations: 42 CFR 433.51 and 440.20.

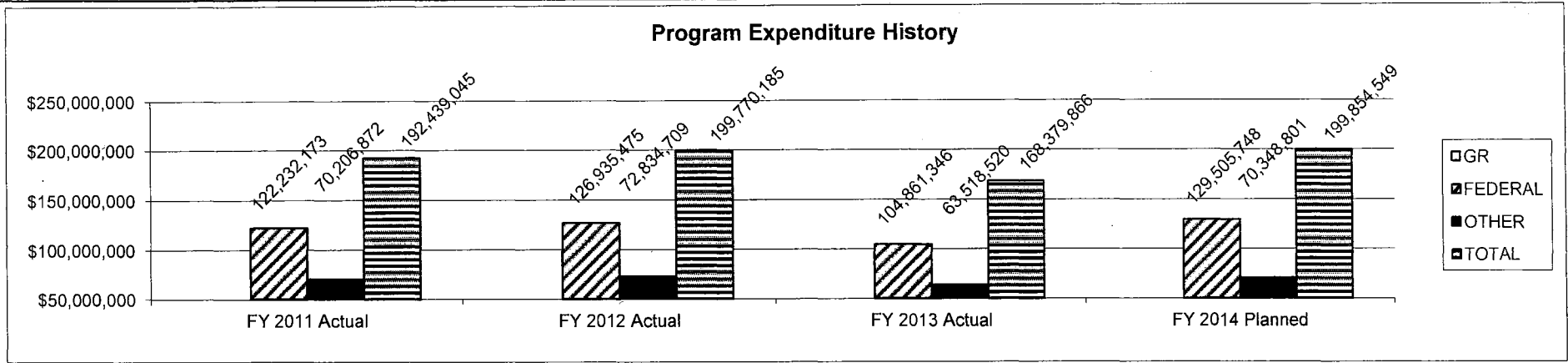
### **3. Are there federal matching requirements? If yes, please explain.**

States can earn the federal medical assistance percentage (FMAP) on MO HealthNet program expenditures made in accordance with the approved State Plan. The Social Security Act requires the Secretary of Health and Human Services to calculate and publish the actual FMAP each year. The FMAP is calculated using economic indicators from states and the nation as a whole. Generally, Missouri's FMAP for FY 14 is a blended 61.865% federal match. The state matching requirement is 38.135%. For those public entities identified above who use state and local general revenue to provide eligible services to MO HealthNet participants, the MO HealthNet Division provides payment of the federal share for these eligible services.

### **4. Is this a federally mandated program? If yes, please explain.**

No.

**5. Provide actual expenditures for the prior three fiscal years and planned expenditures for the current fiscal year.**



**6. What are the sources of the "Other " funds?**

Department of Social Services Intergovernmental Transfer Fund (0139)

**7a. Provide an effectiveness measure.**

N/A

**7b. Provide an efficiency measure.**

N/A

**7c. Provide the number of clients/individuals served, if applicable.**

N/A

**7d. Provide a customer satisfaction measure, if available.**

N/A



**DECISION ITEM SUMMARY**

<b>Budget Unit</b>								
<b>Decision Item</b>	<b>FY 2013</b>	<b>FY 2013</b>	<b>FY 2014</b>	<b>FY 2014</b>	<b>FY 2015</b>	<b>FY 2015</b>	<b>FY 2015</b>	<b>FY 2015</b>
<b>Budget Object Summary</b>	<b>ACTUAL</b>	<b>ACTUAL</b>	<b>BUDGET</b>	<b>BUDGET</b>	<b>DEPT REQ</b>	<b>DEPT REQ</b>	<b>GOV REC</b>	<b>GOV REC</b>
<b>Fund</b>	<b>DOLLAR</b>	<b>FTE</b>	<b>DOLLAR</b>	<b>FTE</b>	<b>DOLLAR</b>	<b>FTE</b>	<b>DOLLAR</b>	<b>FTE</b>
<b>IGT DMH MEDICAID PROGRAM</b>								
<b>CORE</b>								
<b>PROGRAM-SPECIFIC</b>								
TITLE XIX-FEDERAL AND OTHER	162,205,417	0.00	181,011,173	0.00	181,011,173	0.00	181,011,173	0.00
INTERGOVERNMENTAL TRANSFER	98,854,865	0.00	111,579,424	0.00	111,579,424	0.00	111,579,424	0.00
TOTAL - PD	261,060,282	0.00	292,590,597	0.00	292,590,597	0.00	292,590,597	0.00
<b>TOTAL</b>	<b>261,060,282</b>	<b>0.00</b>	<b>292,590,597</b>	<b>0.00</b>	<b>292,590,597</b>	<b>0.00</b>	<b>292,590,597</b>	<b>0.00</b>
<b>GRAND TOTAL</b>	<b>\$261,060,282</b>	<b>0.00</b>	<b>\$292,590,597</b>	<b>0.00</b>	<b>\$292,590,597</b>	<b>0.00</b>	<b>\$292,590,597</b>	<b>0.00</b>



**CORE DECISION ITEM**

Department: Social Services  
 Division: MO HealthNet  
 Core: IGT DMH Medicaid Program

Budget Unit: 90571C

**1. CORE FINANCIAL SUMMARY**

	FY 2015 Budget Request			
	GR	Federal	Other	Total
PS				
EE				
PSD		181,011,173	111,579,424	292,590,597
TRF				
<b>Total</b>		<b>181,011,173</b>	<b>111,579,424</b>	<b>292,590,597</b>
FTE				0.00

<b>Est. Fringe</b>	0	0	0	0
<i>Note: Fringes budgeted in House Bill 5 except for certain fringes budgeted directly to MoDOT, Highway Patrol, and Conservation.</i>				

Other Funds: Intergovernmental Transfers (0139)

	FY 2015 Governor's Recommendation			
	GR	Federal	Other	Total
PS				
EE				
PSD		181,011,173	111,579,424	292,590,597
TRF				
<b>Total</b>		<b>181,011,173</b>	<b>111,579,424</b>	<b>292,590,597 E</b>
FTE				0.00

<b>Est. Fringe</b>	0	0	0	0
<i>Note: Fringes budgeted in House Bill 5 except for certain fringes budgeted directly to MoDOT, Highway Patrol, and Conservation.</i>				

Other Funds: Intergovernmental Transfers (0139)

Note: An "E" is requested for this transfer appropriation.

**2. CORE DESCRIPTION**

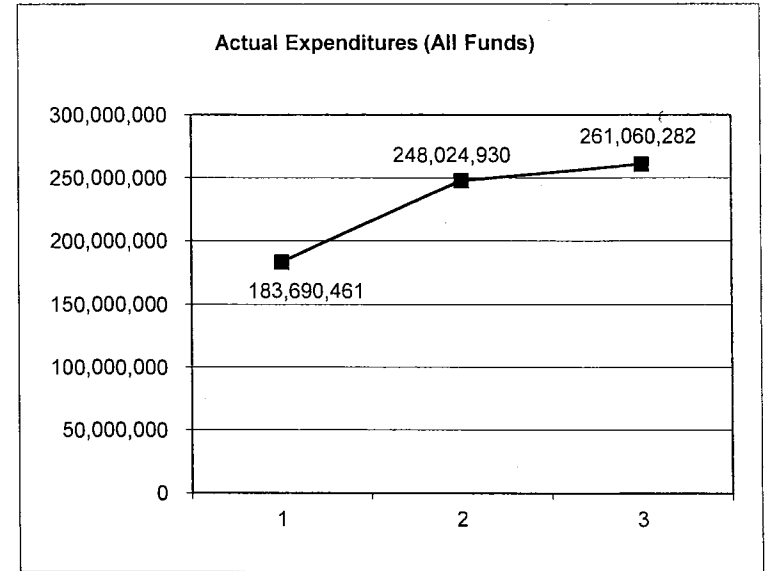
The core request is for funding payments for MO HealthNet participants and the uninsured through intergovernmental transfers for Community Psychiatric Rehabilitation (CPR) and Comprehensive Substance Abuse Treatment and Rehabilitation (CSTAR) services.

**3. PROGRAM LISTING (list programs included in this core funding)**

Intergovernmental transfers for DMH Medicaid Program.

**4. FINANCIAL HISTORY**

	FY 2011 Actual	FY 2012 Actual	FY 2013 Actual	FY 2014 Current Yr.
Appropriation (All Funds)	183,690,466	268,630,216	275,518,237	292,590,597
Less Reverted (All Funds)				N/A
Budget Authority (All Funds)	183,690,466	268,630,216	275,518,237	N/A
Actual Expenditures (All Funds)	183,690,461	248,024,930	261,060,282	N/A
Unexpended (All Funds)	5	20,605,286	14,457,955	N/A
Unexpended, by Fund:				
General Revenue	0	0	0	N/A
Federal	0	4,869,997	6,145,135	N/A
Other	5	15,735,289	8,312,820	N/A
		(1)	(2)	



Reverted includes Governor's standard 3 percent reserve (when applicable) and any extraordinary expenditure restrictions.

**NOTES:**

(1) FY 12 "E" increase of \$90,000,000.

(2) FY 13 Estimated appropriation or "E" status removed. A supplemental increase was made in the amount of \$14,141,079 in Other and \$22,964,878 in Federal.

**CORE RECONCILIATION DETAIL**

STATE

IGT DMH MEDICAID PROGRAM

**5. CORE RECONCILIATION DETAIL**

	Budget Class	FTE	GR	Federal	Other	Total	Explanation
<b>TAFP AFTER VETOES</b>							
	PD	0.00	0	181,011,173	111,579,424	292,590,597	
	<b>Total</b>	<b>0.00</b>	<b>0</b>	<b>181,011,173</b>	<b>111,579,424</b>	<b>292,590,597</b>	
<b>DEPARTMENT CORE REQUEST</b>							
	PD	0.00	0	181,011,173	111,579,424	292,590,597	
	<b>Total</b>	<b>0.00</b>	<b>0</b>	<b>181,011,173</b>	<b>111,579,424</b>	<b>292,590,597</b>	
<b>GOVERNOR'S RECOMMENDED CORE</b>							
	PD	0.00	0	181,011,173	111,579,424	292,590,597	
	<b>Total</b>	<b>0.00</b>	<b>0</b>	<b>181,011,173</b>	<b>111,579,424</b>	<b>292,590,597</b>	

**DECISION ITEM DETAIL**

Budget Unit	FY 2013	FY 2013	FY 2014	FY 2014	FY 2015	FY 2015	FY 2015	FY 2015
Decision Item	ACTUAL	ACTUAL	BUDGET	BUDGET	DEPT REQ	DEPT REQ	GOV REC	GOV REC
Budget Object Class	DOLLAR	FTE	DOLLAR	FTE	DOLLAR	FTE	DOLLAR	FTE
<b>IGT DMH MEDICAID PROGRAM</b>								
<b>CORE</b>								
PROGRAM DISTRIBUTIONS	261,060,282	0.00	292,590,597	0.00	292,590,597	0.00	292,590,597	0.00
TOTAL - PD	261,060,282	0.00	292,590,597	0.00	292,590,597	0.00	292,590,597	0.00
<b>GRAND TOTAL</b>	<b>\$261,060,282</b>	<b>0.00</b>	<b>\$292,590,597</b>	<b>0.00</b>	<b>\$292,590,597</b>	<b>0.00</b>	<b>\$292,590,597</b>	<b>0.00</b>
GENERAL REVENUE	\$0	0.00	\$0	0.00	\$0	0.00	\$0	0.00
FEDERAL FUNDS	\$162,205,417	0.00	\$181,011,173	0.00	\$181,011,173	0.00	\$181,011,173	0.00
OTHER FUNDS	\$98,854,865	0.00	\$111,579,424	0.00	\$111,579,424	0.00	\$111,579,424	0.00

## PROGRAM DESCRIPTION

**Department: Social Services**

**Program Name: IGT DMH Medicaid Program**

**Program is found in the following core budget(s): IGT DMH Medicaid Program**

### **1. What does this program do?**

This program provides payments for Community Psychiatric Rehabilitation (CPR) and Comprehensive Substance Abuse Treatment and Rehabilitation (CSTAR). The Department of Mental Health (DMH) utilizes an IGT Reimbursement Methodology, where DMH serves as a provider of Medicaid Services to the Department of Social Services for Comprehensive Substance Abuse Treatment and Rehabilitation (CSTAR) and Community Psychiatric Rehabilitation (CPR) services. The state match is provided using an Intergovernmental Transfer process.

Federal Medicaid regulation (42 CFR 433.51) allows state and local governmental units (including public providers) to transfer to the Medicaid agency the non-federal share of Medicaid payments. The amounts transferred are used as the state match to earn federal participation. These transfers are called intergovernmental transfers (IGTs). This funding maximizes eligible costs for federal Medicaid funds, utilizing current state and local funding sources as match for services.

Beginning in FY 11, the MO HealthNet Division changed from a Certified Public Expenditure (CPE) process to an Intergovernmental Transfer (IGT) process for the non-federal share of CPR and CSTAR services. This methodology allows DMH to be reimbursed 100% of CPR and CSTAR costs. MO HealthNet pays DMH a reasonable rate for the total costs of providing CPR and CSTAR services. The IGT transfer proves that the state match is available for the CPR and CSTAR programs. The appropriated transfer from General Revenue is in the DMH budget. Under this methodology, reimbursement rates are established for CSTAR and CPR services and the MHD will reimburse DMH both the state and the federal share for these services.

### **2. What is the authorization for this program, i.e., federal or state statute, etc.? (Include the federal program number, if applicable.)**

State statute: RSMo. 208.152, 208.153; Federal law: Social Security Act Sections 1905(a)(1) and (2)(d)(5)(h). Federal Regulations: 42 CFR 433.51 and 440.20.

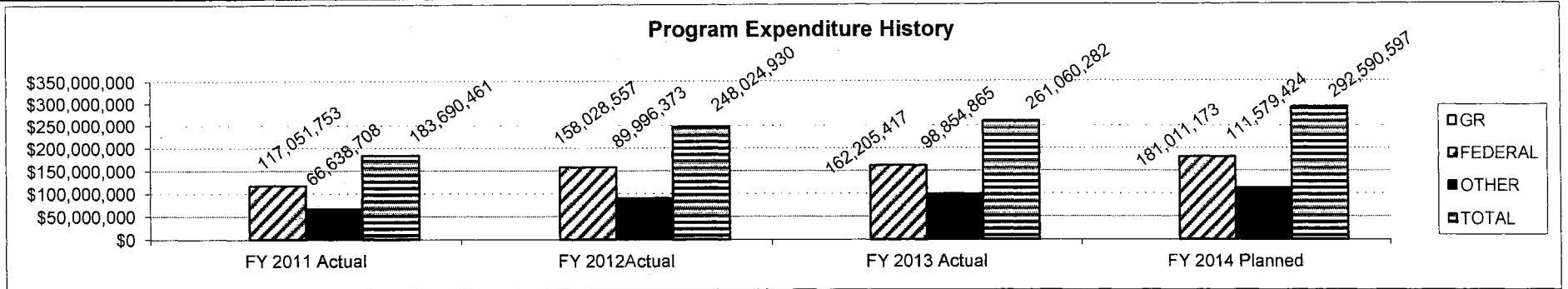
### **3. Are there federal matching requirements? If yes, please explain.**

States can earn the federal medical assistance percentage (FMAP) on MO HealthNet program expenditures made in accordance with the approved State Plan. The Social Security Act requires the Secretary of Health and Human Services to calculate and publish the actual FMAP each year. The FMAP is calculated using economic indicators from states and the nation as a whole. Generally, Missouri's FMAP for FY14 is a blended 61.865% federal match. The state matching requirement is 38.135%. For those public entities identified above who use state and local general revenue to provide eligible services to MO HealthNet participants, the MO HealthNet Division provides payment of the federal share for these eligible services.

### **4. Is this a federally mandated program? If yes, please explain.**

No.

**5. Provide actual expenditures for the prior three fiscal years and planned expenditures for the current fiscal year.**



**6. What are the sources of the "Other" funds?**

Department of Social Services Intergovernmental Transfer Fund (0139)

**7a. Provide an effectiveness measure.**

Effectiveness measures for this program can be found in the Department of Mental Health budget under Comprehensive Substance Treatment and Rehabilitation, Adult Community Programs - Community Treatment and Youth Community Programs - Community Treatment.

**7b. Provide an efficiency measure.**

Efficiency measures for this program can be found in the Department of Mental Health budget under Comprehensive Substance Treatment and Rehabilitation, Adult Community Programs - Community Treatment and Youth Community Programs - Community Treatment.

**7c. Provide the number of clients/individuals served, if applicable.**

The number of clients/individuals served for this program can be found in the Department of Mental Health budget under Comprehensive Substance Treatment and Rehabilitation, Adult Community Programs - Community Treatment and Youth Community Programs - Community Treatment.

**7d. Provide a customer satisfaction measure, if available.**

Customer satisfaction measures for this program can be found in the Department of Mental Health budget under Adult Community Programs - Community Treatment and Youth Community Programs - Community Treatment.



**DECISION ITEM SUMMARY**

Budget Unit	FY 2013	FY 2013	FY 2014	FY 2014	FY 2015	FY 2015	FY 2015	FY 2015
Decision Item	ACTUAL	ACTUAL	BUDGET	BUDGET	DEPT REQ	DEPT REQ	GOV REC	GOV REC
Budget Object Summary	DOLLAR	FTE	DOLLAR	FTE	DOLLAR	FTE	DOLLAR	FTE
Fund								
<b>WOMEN'S HEALTH SRVC</b>								
<b>CORE</b>								
PROGRAM-SPECIFIC								
GENERAL REVENUE	1,845,337	0.00	1,259,044	0.00	1,259,044	0.00	1,227,783	0.00
TITLE XIX-FEDERAL AND OTHER	7,155,930	0.00	9,065,081	0.00	9,065,081	0.00	9,065,081	0.00
FEDERAL REIMBURSEMENT ALLOWANCE	261,139	0.00	167,756	0.00	167,756	0.00	167,756	0.00
PHARMACY REIMBURSEMENT ALLOWAN	0	0.00	49,034	0.00	49,034	0.00	49,034	0.00
TOTAL - PD	9,262,406	0.00	10,540,915	0.00	10,540,915	0.00	10,509,654	0.00
<b>TOTAL</b>	<b>9,262,406</b>	<b>0.00</b>	<b>10,540,915</b>	<b>0.00</b>	<b>10,540,915</b>	<b>0.00</b>	<b>10,509,654</b>	<b>0.00</b>
<b>MHD Cost to Continue - 1886008</b>								
PROGRAM-SPECIFIC								
GENERAL REVENUE	0	0.00	0	0.00	126,860	0.00	0	0.00
TOTAL - PD	0	0.00	0	0.00	126,860	0.00	0	0.00
<b>TOTAL</b>	<b>0</b>	<b>0.00</b>	<b>0</b>	<b>0.00</b>	<b>126,860</b>	<b>0.00</b>	<b>0</b>	<b>0.00</b>
<b>Pharmacy PMPM Increase - 1886010</b>								
PROGRAM-SPECIFIC								
GENERAL REVENUE	0	0.00	0	0.00	20,554	0.00	0	0.00
TITLE XIX-FEDERAL AND OTHER	0	0.00	0	0.00	184,983	0.00	184,983	0.00
TOTAL - PD	0	0.00	0	0.00	205,537	0.00	184,983	0.00
<b>TOTAL</b>	<b>0</b>	<b>0.00</b>	<b>0</b>	<b>0.00</b>	<b>205,537</b>	<b>0.00</b>	<b>184,983</b>	<b>0.00</b>
<b>FMAP Adjustment - 1886018</b>								
PROGRAM-SPECIFIC								
TITLE XIX-FEDERAL AND OTHER	0	0.00	0	0.00	0	0.00	31,033	0.00
TOTAL - PD	0	0.00	0	0.00	0	0.00	31,033	0.00
<b>TOTAL</b>	<b>0</b>	<b>0.00</b>	<b>0</b>	<b>0.00</b>	<b>0</b>	<b>0.00</b>	<b>31,033</b>	<b>0.00</b>
<b>Medicaid expansion - 1886019</b>								
PROGRAM-SPECIFIC								
GENERAL REVENUE	0	0.00	0	0.00	0	0.00	(630,866)	0.00

1/21/14 18:58

im\_disummary



**DECISION ITEM SUMMARY**

<b>Budget Unit</b>								
<b>Decision Item</b>	<b>FY 2013</b>	<b>FY 2013</b>	<b>FY 2014</b>	<b>FY 2014</b>	<b>FY 2015</b>	<b>FY 2015</b>	<b>FY 2015</b>	<b>FY 2015</b>
<b>Budget Object Summary</b>	<b>ACTUAL</b>	<b>ACTUAL</b>	<b>BUDGET</b>	<b>BUDGET</b>	<b>DEPT REQ</b>	<b>DEPT REQ</b>	<b>GOV REC</b>	<b>GOV REC</b>
<b>Fund</b>	<b>DOLLAR</b>	<b>FTE</b>	<b>DOLLAR</b>	<b>FTE</b>	<b>DOLLAR</b>	<b>FTE</b>	<b>DOLLAR</b>	<b>FTE</b>
<b>WOMEN'S HEALTH SRVC</b>								
<b>Medicaid expansion - 1886019</b>								
<b>PROGRAM-SPECIFIC</b>								
FEDERAL REIMBURSEMENT ALLOWANCE	0	0.00	0	0.00	0	0.00	(134,242)	0.00
TOTAL - PD	0	0.00	0	0.00	0	0.00	(765,108)	0.00
<b>TOTAL</b>	<b>0</b>	<b>0.00</b>	<b>0</b>	<b>0.00</b>	<b>0</b>	<b>0.00</b>	<b>(765,108)</b>	<b>0.00</b>
<b>GRAND TOTAL</b>	<b>\$9,262,406</b>	<b>0.00</b>	<b>\$10,540,915</b>	<b>0.00</b>	<b>\$10,873,312</b>	<b>0.00</b>	<b>\$9,960,562</b>	<b>0.00</b>

**CORE DECISION ITEM**

Department: Social Services  
 Division: MO HealthNet  
 Core: Women's Health Services

Budget Unit: 90554C

**1. CORE FINANCIAL SUMMARY**

	FY 2015 Budget Request			
	GR	Federal	Other	Total
PS				
EE				
PSD	1,259,044	9,065,081	216,790	10,540,915
TRF				
<b>Total</b>	<b>1,259,044</b>	<b>9,065,081</b>	<b>216,790</b>	<b>10,540,915</b>

FTE 0.00

<i>Est. Fringe</i>	0	0	0	0
<i>Note: Fringes budgeted in House Bill 5 except for certain fringes budgeted directly to MoDOT, Highway Patrol, and Conservation.</i>				

Other Funds: Federal Reimbursement Allowance Fund (FRA) (0142)  
 Pharmacy Reimbursement Allowance Fund (0144)

	FY 2015 Governor's Recommendation			
	GR	Federal	Other	Total
PS				
EE				
PSD	1,227,783	9,065,081	216,790	10,509,654
TRF				
<b>Total</b>	<b>1,227,783</b>	<b>9,065,081</b>	<b>216,790</b>	<b>10,509,654</b>

FTE 0.00

<i>Est. Fringe</i>	0	0	0	0
<i>Note: Fringes budgeted in House Bill 5 except for certain fringes budgeted directly to MoDOT, Highway Patrol, and Conservation.</i>				

Other Funds: Federal Reimbursement Allowance Fund (FRA) (0142)  
 Pharmacy Reimbursement Allowance Fund (0144)

**2. CORE DESCRIPTION**

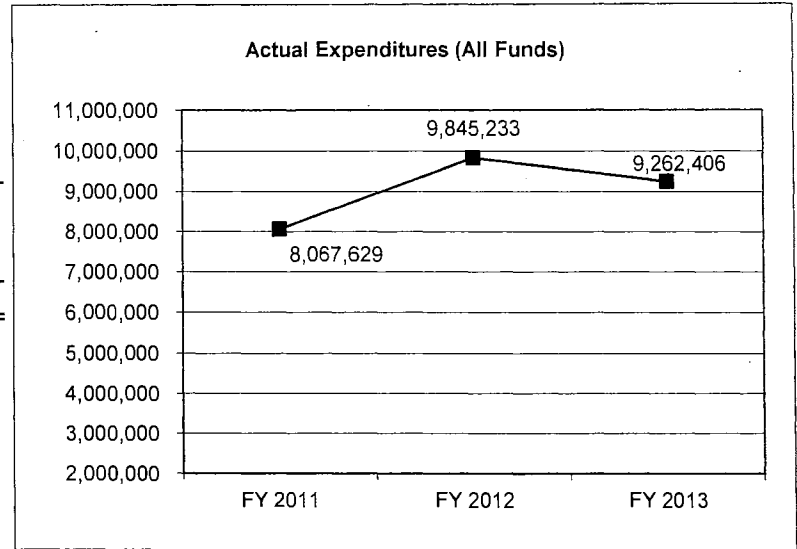
This core request is for ongoing funding for health care services provided to MO HealthNet participants covered through the 1115 Waiver. Funding for this core is used to provide coverage for women's health services.

**3. PROGRAM LISTING (list programs included in this core funding)**

Women's Health Services - 1115 Waiver

**4. FINANCIAL HISTORY**

	FY 2011 Actual	FY 2012 Actual	FY 2013 Actual	FY 2014 Current Yr.
Appropriation (All Funds)	10,447,611	11,089,178	11,089,177	10,540,915
Less Reverted (All Funds)	0	0	0	N/A
Budget Authority (All Funds)	10,447,611	11,089,178	11,089,177	N/A
Actual Expenditures (All Funds)	8,067,629	9,845,233	9,262,406	N/A
Unexpended (All Funds)	2,379,982	1,243,945	1,826,771	N/A
Unexpended, by Fund:				
General Revenue	0	228,376	0	N/A
Federal	2,330,948	886,222	1,635,220	N/A
Other	49,034	129,347	191,551	N/A
	(1)	(2)	(3)	(4)



Reverted includes Governor's standard 3 percent reserve (when applicable) and any extraordinary expenditure restrictions.

**NOTES:**

- (1) FY11 Expenditures of \$569,812 were paid from the Supplemental Pool. Agency Reserve of \$49,034 Pharmacy Reimbursement Allowance Fund.
- (2) FY12 Agency Reserve of \$49,034 Pharmacy Reimbursement Allowance Fund.
- (3) FY13 Agency Reserve of \$49,034 Pharmacy Reimbursement Allowance Fund.
- (4) FY14 Agency Reserve of \$49,034 Pharmacy Reimbursement Allowance Fund.

Cost Per Eligible	
	<b>Women's Health Services PMPM</b>
Pharmacy	\$2.30
Physician Related	\$10.32
EPSDT Services	\$0.01
Hospitals	\$0.17
Total	\$12.80

Source: Table 24 Medical Statistics for Fiscal Year 2013 (Paid Claims Data)

Health care entities use per member per month (PMPM) calculations as a benchmark to monitor, assess, and manage health care costs. The PMPM metric provides MO HealthNet (MHD) management with a high level aggregate spending metric.

PMPM is calculated by dividing costs by the number of eligibles enrolled. Since caseload growth is accounted for when determining PMPM, the PMPM provides management with a better tool than just comparing overall increases in spending.

**CORE RECONCILIATION DETAIL**

STATE

WOMEN'S HEALTH SRVC

**5. CORE RECONCILIATION DETAIL**

	Budget Class	FTE	GR	Federal	Other	Total	Explanation
<b>TAFP AFTER VETOES</b>							
	PD	0.00	1,259,044	9,065,081	216,790	10,540,915	
	<b>Total</b>	<b>0.00</b>	<b>1,259,044</b>	<b>9,065,081</b>	<b>216,790</b>	<b>10,540,915</b>	
<b>DEPARTMENT CORE REQUEST</b>							
	PD	0.00	1,259,044	9,065,081	216,790	10,540,915	
	<b>Total</b>	<b>0.00</b>	<b>1,259,044</b>	<b>9,065,081</b>	<b>216,790</b>	<b>10,540,915</b>	
<b>GOVERNOR'S ADDITIONAL CORE ADJUSTMENTS</b>							
Core Reallocation	1982 4511	PD	0.00	(31,261)	0	0	(31,261)
	<b>NET GOVERNOR CHANGES</b>		<b>0.00</b>	<b>(31,261)</b>	<b>0</b>	<b>0</b>	<b>(31,261)</b>
<b>GOVERNOR'S RECOMMENDED CORE</b>							
	PD	0.00	1,227,783	9,065,081	216,790	10,509,654	
	<b>Total</b>	<b>0.00</b>	<b>1,227,783</b>	<b>9,065,081</b>	<b>216,790</b>	<b>10,509,654</b>	

**DECISION ITEM DETAIL**

Budget Unit	FY 2013	FY 2013	FY 2014	FY 2014	FY 2015	FY 2015	FY 2015	FY 2015
Decision Item	ACTUAL	ACTUAL	BUDGET	BUDGET	DEPT REQ	DEPT REQ	GOV REC	GOV REC
Budget Object Class	DOLLAR	FTE	DOLLAR	FTE	DOLLAR	FTE	DOLLAR	FTE
<b>WOMEN'S HEALTH SRVC</b>								
<b>CORE</b>								
PROGRAM DISTRIBUTIONS	9,262,406	0.00	10,540,915	0.00	10,540,915	0.00	10,509,654	0.00
TOTAL - PD	9,262,406	0.00	10,540,915	0.00	10,540,915	0.00	10,509,654	0.00
<b>GRAND TOTAL</b>	<b>\$9,262,406</b>	<b>0.00</b>	<b>\$10,540,915</b>	<b>0.00</b>	<b>\$10,540,915</b>	<b>0.00</b>	<b>\$10,509,654</b>	<b>0.00</b>
GENERAL REVENUE	\$1,845,337	0.00	\$1,259,044	0.00	\$1,259,044	0.00	\$1,227,783	0.00
FEDERAL FUNDS	\$7,155,930	0.00	\$9,065,081	0.00	\$9,065,081	0.00	\$9,065,081	0.00
OTHER FUNDS	\$261,139	0.00	\$216,790	0.00	\$216,790	0.00	\$216,790	0.00

## PROGRAM DESCRIPTION

**Department: Social Services**

**Program Name: Women's Health Services**

**Program is found in the following core budget(s): Women's Health Services**

### **1. What does this program do?**

Provides funding for health care services to MO HealthNet clients covered by an approved Centers for Medicare and Medicaid (CMS) 1115 waiver. Clients that are covered through the 1115 waiver receive Women's Health Services.

Under the 1115 Waiver, uninsured women losing their MO HealthNet eligibility 60 days after the birth of their child are eligible for women's health services for one year (12 months). Legislation passed in FY 07 (SB 577) and an approved amendment to the CMS 1115 waiver resulted in the expansion of these services January 1, 2009 to uninsured women who are 18 to 55 years of age, have a net family income at or below 185% FPL with assets totaling less than \$250,000 and have no access to health insurance covering family planning services. These new women are not limited to one year of coverage and remain eligible for the program as long as they continue to meet eligibility requirements and require family planning services. Women's health services are defined as:

- Department of Health and Human Services approved methods of contraception;
- Sexually transmitted disease testing and treatment, including pap tests and pelvic exams;
- Family planning counseling/education on various methods of birth control; and
- Drugs, supplies or devices related to the women's health services described above when they are prescribed by a physician or advanced practice nurse (subject to the national drug rebate program requirements).

### **2. What is the authorization for this program, i.e., federal or state statute, etc.? (Include the federal program number, if applicable.)**

State Statute: RSMo. 208.040, 208.151 and 208.659; Federal law: Social Security Act Sections 1115 and 1923(a)-(f); Federal Regulations: 42 CFR 433 Subpart B and 412.106.

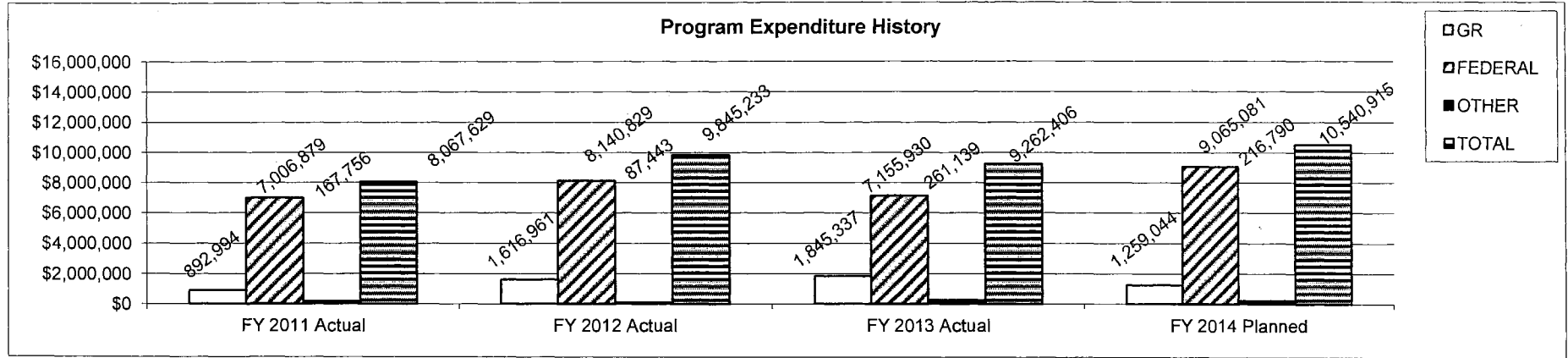
### **3. Are there federal matching requirements? If yes, please explain.**

Most of the services provided through the Women's Health Services program are eligible for an enhanced 90% federal match, requiring a state match of only 10%. The remaining services are matched at the federal medical assistance percentage (FMAP) calculated for MO HealthNet program expenditures. The Social Security Act requires the Secretary of Health and Human Services to calculate and publish the actual FMAP each year. The FMAP is calculated using economic indicators from states and the nation as a whole. Missouri's FMAP for FY14 for these remaining services is a blended 61.865% federal match. The state matching requirement is 38.135%.

### **4. Is this a federally mandated program? If yes, please explain.**

No.

**5. Provide actual expenditures for the prior three fiscal years and planned expenditures for the current fiscal year.**

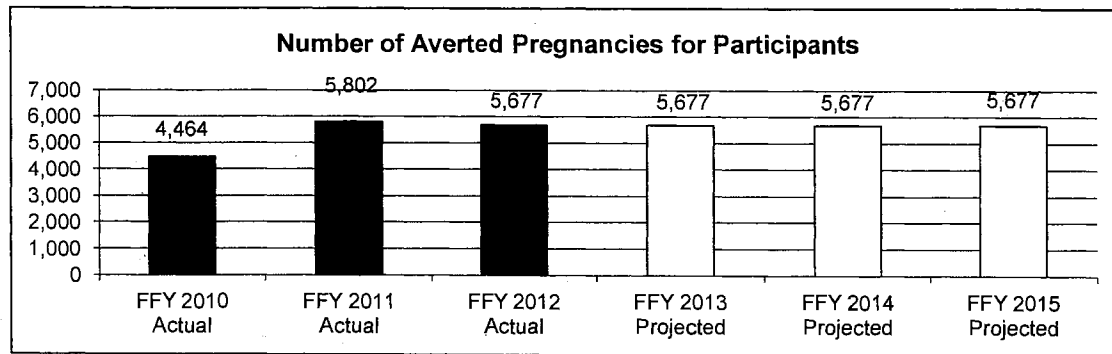


**6. What are the sources of the "Other" funds?**

Federal Reimbursement Allowance Fund (0142) and Pharmacy Reimbursement Allowance Fund (0144).

**7a. Provide an effectiveness measure.**

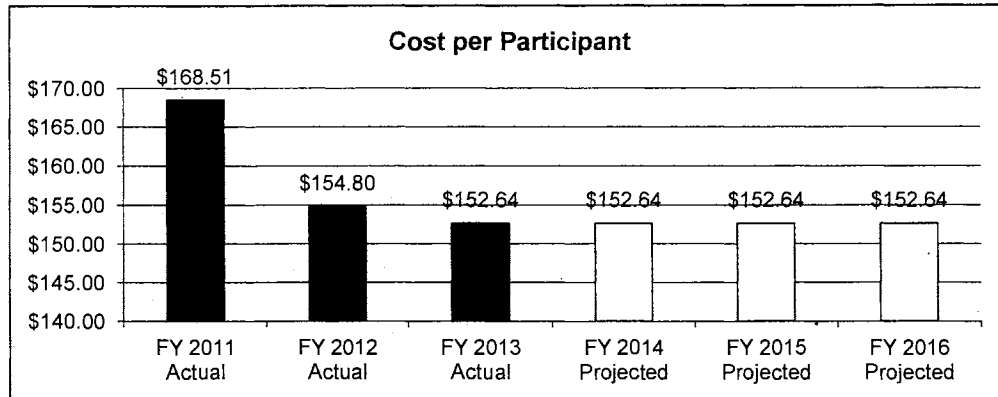
Increase the number of averted pregnancies for participants. The Women's Health Services program provides family planning services to women assisting them in avoiding unintended pregnancies.



Based on federal fiscal year in which report was submitted to CMS.

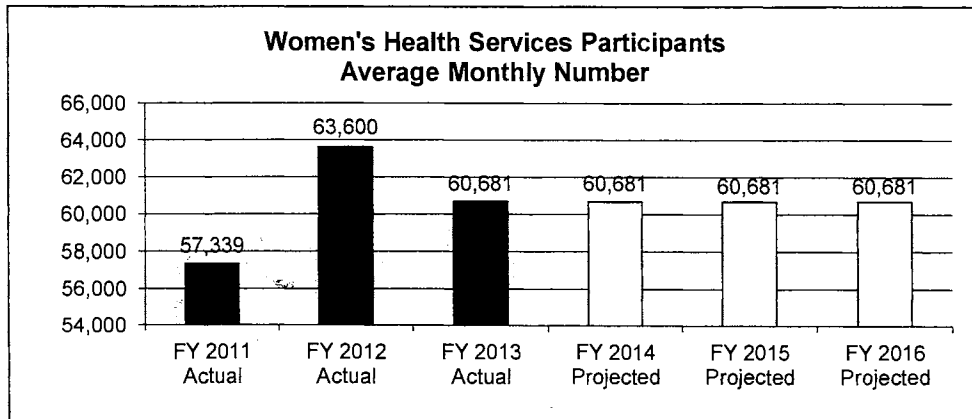
**7b. Provide an efficiency measure.**

Provide education and outreach to encourage women to access family planning services. Over 60,000 participants accessed family planning services in FY 2013 at a cost of **\$9.3 million**. The cost per participant was **\$153**.



**7c. Provide the number of clients/individuals served, if applicable.**

SB 577 (FY07) and an approved amendment to the CMS 1115 waiver provided for an expansion of Women's Health Services to women 18 to 55 years of age with a net family income of 185% FPL or below, with assets less than \$250,000 and no access to insurance covering family planning services. Expanded services began January 1, 2009. The figures in the chart below are based on the average monthly number of participants enrolled in the program for each fiscal year.



**7d. Provide a customer satisfaction measure, if available.**

N/A



CHIP

CHIP

**DECISION ITEM SUMMARY**

Budget Unit	FY 2013	FY 2013	FY 2014	FY 2014	FY 2015	FY 2015	FY 2015	FY 2015
Decision Item	ACTUAL	ACTUAL	BUDGET	BUDGET	DEPT REQ	DEPT REQ	GOV REC	GOV REC
Budget Object Summary	DOLLAR	FTE	DOLLAR	FTE	DOLLAR	FTE	DOLLAR	FTE
Fund	DOLLAR	FTE	DOLLAR	FTE	DOLLAR	FTE	DOLLAR	FTE
<b>CHILDREN'S HEALTH INS PROGRAM</b>								
<b>CORE</b>								
<b>PROGRAM-SPECIFIC</b>								
GENERAL REVENUE	27,758,255	0.00	30,607,523	0.00	30,607,523	0.00	30,620,830	0.00
TITLE XIX-FEDERAL AND OTHER	125,688,850	0.00	132,920,538	0.00	132,920,538	0.00	132,920,538	0.00
PHARMACY REBATES	225,430	0.00	581,199	0.00	581,199	0.00	581,199	0.00
FEDERAL REIMBURSEMENT ALLOWANCE	10,269,005	0.00	7,719,204	0.00	7,719,204	0.00	7,719,204	0.00
PHARMACY REIMBURSEMENT ALLOWAN	0	0.00	907,611	0.00	907,611	0.00	907,611	0.00
HEALTH INITIATIVES	5,214,309	0.00	5,375,576	0.00	5,375,576	0.00	5,375,576	0.00
LIFE SCIENCES RESEARCH TRUST	171,206	0.00	171,206	0.00	171,206	0.00	171,206	0.00
PREMIUM	2,592,452	0.00	2,592,452	0.00	2,592,452	0.00	2,592,452	0.00
TOTAL - PD	171,919,507	0.00	180,875,309	0.00	180,875,309	0.00	180,888,616	0.00
<b>TOTAL</b>	<b>171,919,507</b>	<b>0.00</b>	<b>180,875,309</b>	<b>0.00</b>	<b>180,875,309</b>	<b>0.00</b>	<b>180,888,616</b>	<b>0.00</b>
<b>Pharmacy PMPM Increase - 1886010</b>								
<b>PROGRAM-SPECIFIC</b>								
GENERAL REVENUE	0	0.00	0	0.00	564,528	0.00	0	0.00
TITLE XIX-FEDERAL AND OTHER	0	0.00	0	0.00	1,559,353	0.00	1,559,353	0.00
TOTAL - PD	0	0.00	0	0.00	2,123,881	0.00	1,559,353	0.00
<b>TOTAL</b>	<b>0</b>	<b>0.00</b>	<b>0</b>	<b>0.00</b>	<b>2,123,881</b>	<b>0.00</b>	<b>1,559,353</b>	<b>0.00</b>
<b>Managed Care Acturial Increase - 1886009</b>								
<b>PROGRAM-SPECIFIC</b>								
GENERAL REVENUE	0	0.00	0	0.00	1,114,197	0.00	0	0.00
TITLE XIX-FEDERAL AND OTHER	0	0.00	0	0.00	3,077,665	0.00	3,077,665	0.00
TOTAL - PD	0	0.00	0	0.00	4,191,862	0.00	3,077,665	0.00
<b>TOTAL</b>	<b>0</b>	<b>0.00</b>	<b>0</b>	<b>0.00</b>	<b>4,191,862</b>	<b>0.00</b>	<b>3,077,665</b>	<b>0.00</b>
<b>FMAP Adjustment - 1886018</b>								
<b>PROGRAM-SPECIFIC</b>								
TITLE XIX-FEDERAL AND OTHER	0	0.00	0	0.00	0	0.00	1,554,551	0.00
TOTAL - PD	0	0.00	0	0.00	0	0.00	1,554,551	0.00
<b>TOTAL</b>	<b>0</b>	<b>0.00</b>	<b>0</b>	<b>0.00</b>	<b>0</b>	<b>0.00</b>	<b>1,554,551</b>	<b>0.00</b>

1/21/14 18:58

im\_disummary

**DECISION ITEM SUMMARY**

<b>Budget Unit</b>								
<b>Decision Item</b>	<b>FY 2013</b>	<b>FY 2013</b>	<b>FY 2014</b>	<b>FY 2014</b>	<b>FY 2015</b>	<b>FY 2015</b>	<b>FY 2015</b>	<b>FY 2015</b>
<b>Budget Object Summary</b>	<b>ACTUAL</b>	<b>ACTUAL</b>	<b>BUDGET</b>	<b>BUDGET</b>	<b>DEPT REQ</b>	<b>DEPT REQ</b>	<b>GOV REC</b>	<b>GOV REC</b>
<b>Fund</b>	<b>DOLLAR</b>	<b>FTE</b>	<b>DOLLAR</b>	<b>FTE</b>	<b>DOLLAR</b>	<b>FTE</b>	<b>DOLLAR</b>	<b>FTE</b>
<b>CHILDREN'S HEALTH INS PROGRAM</b>								
<b>Medicaid expansion - 1886019</b>								
<b>PROGRAM-SPECIFIC</b>								
GENERAL REVENUE	0	0.00	0	0.00	0	0.00	(1,988,879)	0.00
TITLE XIX-FEDERAL AND OTHER	0	0.00	0	0.00	0	0.00	(7,275,161)	0.00
PHARMACY REBATES	0	0.00	0	0.00	0	0.00	(18,250)	0.00
FEDERAL REIMBURSEMENT ALLOWANCE	0	0.00	0	0.00	0	0.00	(242,393)	0.00
PHARMACY REIMBURSEMENT ALLOWAN	0	0.00	0	0.00	0	0.00	(28,500)	0.00
HEALTH INITIATIVES	0	0.00	0	0.00	0	0.00	(168,800)	0.00
PREMIUM	0	0.00	0	0.00	0	0.00	(86,782)	0.00
TOTAL - PD	0	0.00	0	0.00	0	0.00	(9,808,765)	0.00
<b>TOTAL</b>	<b>0</b>	<b>0.00</b>	<b>0</b>	<b>0.00</b>	<b>0</b>	<b>0.00</b>	<b>(9,808,765)</b>	<b>0.00</b>
<b>GRAND TOTAL</b>	<b>\$171,919,507</b>	<b>0.00</b>	<b>\$180,875,309</b>	<b>0.00</b>	<b>\$187,191,052</b>	<b>0.00</b>	<b>\$177,271,420</b>	<b>0.00</b>

**CORE DECISION ITEM**

Department: Social Services  
 Division: MO HealthNet  
 Core: Children's Health Insurance Program (CHIP)

Budget Unit: 90556C

**1. CORE FINANCIAL SUMMARY**

	FY 2015 Budget Request			
	GR	Federal	Other	Total
PS				
EE				
PSD	30,607,523	132,920,538	17,347,248	180,875,309
TRF				
<b>Total</b>	<b>30,607,523</b>	<b>132,920,538</b>	<b>17,347,248</b>	<b>180,875,309</b>
FTE				0.00

	FY 2015 Governor's Recommendation			
	GR	Federal	Other	Total
PS				
EE				
PSD	30,620,830	132,920,538	17,347,248	180,888,616
TRF				
<b>Total</b>	<b>30,620,830</b>	<b>132,920,538</b>	<b>17,347,248</b>	<b>180,888,616</b>
FTE				0.00

<b>Est. Fringe</b>	0	0	0	0
--------------------	---	---	---	---

*Note: Fringes budgeted in House Bill 5 except for certain fringes budgeted directly to MoDOT, Highway Patrol, and Conservation.*

<b>Est. Fringe</b>	0	0	0	0
--------------------	---	---	---	---

*Note: Fringes budgeted in House Bill 5 except for certain fringes budgeted directly to MoDOT, Highway Patrol, and Conservation.*

Other Funds: Federal Reimbursement Allowance Fund (FRA) (0142)  
 Health Initiative Fund (HIF) (0275)  
 Pharmacy Rebates Fund (0114)  
 Pharmacy Reimbursement Allowance Fund (0144)  
 Premium Fund (0885)  
 Life Sciences Research Trust Fund (0763)

Other Funds: Federal Reimbursement Allowance Fund (FRA) (0142)  
 Health Initiative Fund (HIF) (0275)  
 Pharmacy Rebates Fund (0114)  
 Pharmacy Reimbursement Allowance Fund (0144)  
 Premium Fund (0885)  
 Life Sciences Research Trust Fund (0763)

**2. CORE DESCRIPTION**

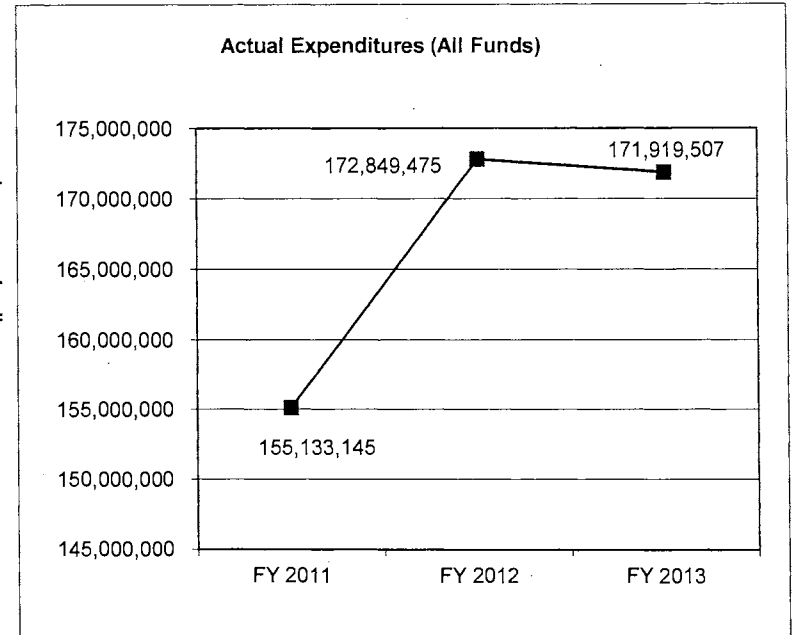
This core request is for ongoing funding for health care services provided to MO HealthNet clients. The Children's Health Insurance Program (CHIP) Title XXI funds are utilized for this expanded MO HealthNet population. Funding for this core is used to provide coverage for uninsured children.

**3. PROGRAM LISTING (list programs included in this core funding)**

Children's Health Insurance Program (CHIP)

#### 4. FINANCIAL HISTORY

	FY 2011 Actual	FY 2012 Actual	FY 2013 Actual	FY 2014 Current Yr.
Appropriation (All Funds)	156,387,490	177,733,546	177,733,545	180,875,309
Less Reverted (All Funds)	(161,267)	(161,267)	(161,267)	N/A
Budget Authority (All Funds)	156,226,223	177,572,279	177,572,278	N/A
Actual Expenditures (All Funds)	155,133,145	172,849,475	171,919,507	N/A
Unexpended (All Funds)	1,093,078	4,722,804	5,652,771	N/A
Unexpended, by Fund:				
General Revenue	0	0	0	N/A
Federal	0	0	4,745,160	N/A
Other	1,093,078	4,722,804	907,611	N/A
	(1)	(2)	(3),(4)	



Reverted includes Governor's standard 3 percent reserve (when applicable) and any extraordinary expenditure restrictions.

#### NOTES:

(1) FY11 Agency reserve of \$919,563: \$907,611 in Pharmacy Reimbursement Allowance and \$11,952 in Premium Fund.

(2) FY12 Supplemental Pool Expenditures \$132,203.

(3) FY13 Agency reserve of \$907,611 in Pharmacy Reimbursement Allowance. There were \$659,518 CHIP expenditures made from the Supplemental Pool.

(4) FY 2013: Supplemental Pool Expenditures \$659,518.

**4. FINANCIAL HISTORY**

<b>CHIP Cost Per Eligible</b>	
	<b>CHIP PMPM</b>
Pharmacy	\$62.55
Physician Related	\$15.61
Dental	\$2.11
In-Home Services	\$0.02
Rehab & Specialty	\$2.41
EPSDT Services	\$11.79
Managed Care	\$89.53
Hospitals	\$21.84
Mental Health Services	\$10.36
Services provided in State Inst	\$1.22
Total	\$217.44

Health care entities use per member per month calculations as a benchmark to monitor, assess, and manage health care costs. The per member per month (PMPM) metric provides MO HealthNet (MHD) management with a high level aggregate spending metric.

PMPM is calculated by dividing costs by the number of eligibles enrolled. Since caseload growth is accounted for when determining PMPM, the PMPM provides management with a better tool than just comparing overall increases in spending.

Mental Health Services and Services provided in a State Institution are not part of this core.

Source: Table 23 Medical Statistics for Fiscal Year 2013 (Paid Claims Data)

**CORE RECONCILIATION DETAIL**

STATE  
 CHILDREN'S HEALTH INS PROGRAM

**5. CORE RECONCILIATION DETAIL**

	Budget Class	FTE	GR	Federal	Other	Total	Explanation
<b>TAFP AFTER VETOES</b>							
	PD	0.00	30,607,523	132,920,538	17,347,248	180,875,309	
	<b>Total</b>	<b>0.00</b>	<b>30,607,523</b>	<b>132,920,538</b>	<b>17,347,248</b>	<b>180,875,309</b>	
<b>DEPARTMENT CORE REQUEST</b>							
	PD	0.00	30,607,523	132,920,538	17,347,248	180,875,309	
	<b>Total</b>	<b>0.00</b>	<b>30,607,523</b>	<b>132,920,538</b>	<b>17,347,248</b>	<b>180,875,309</b>	
<b>GOVERNOR'S ADDITIONAL CORE ADJUSTMENTS</b>							
Core Reallocation	1985 2866 PD	0.00	13,307	0	0	13,307	
	<b>NET GOVERNOR CHANGES</b>	<b>0.00</b>	<b>13,307</b>	<b>0</b>	<b>0</b>	<b>13,307</b>	
<b>GOVERNOR'S RECOMMENDED CORE</b>							
	PD	0.00	30,620,830	132,920,538	17,347,248	180,888,616	
	<b>Total</b>	<b>0.00</b>	<b>30,620,830</b>	<b>132,920,538</b>	<b>17,347,248</b>	<b>180,888,616</b>	

**DECISION ITEM DETAIL**

Budget Unit	FY 2013	FY 2013	FY 2014	FY 2014	FY 2015	FY 2015	FY 2015	FY 2015
Decision Item	ACTUAL	ACTUAL	BUDGET	BUDGET	DEPT REQ	DEPT REQ	GOV REC	GOV REC
Budget Object Class	DOLLAR	FTE	DOLLAR	FTE	DOLLAR	FTE	DOLLAR	FTE
<b>CHILDREN'S HEALTH INS PROGRAM</b>								
<b>CORE</b>								
PROGRAM DISTRIBUTIONS	171,919,507	0.00	180,875,309	0.00	180,875,309	0.00	180,888,616	0.00
TOTAL - PD	171,919,507	0.00	180,875,309	0.00	180,875,309	0.00	180,888,616	0.00
<b>GRAND TOTAL</b>	<b>\$171,919,507</b>	<b>0.00</b>	<b>\$180,875,309</b>	<b>0.00</b>	<b>\$180,875,309</b>	<b>0.00</b>	<b>\$180,888,616</b>	<b>0.00</b>
GENERAL REVENUE	\$27,758,255	0.00	\$30,607,523	0.00	\$30,607,523	0.00	\$30,620,830	0.00
FEDERAL FUNDS	\$125,688,850	0.00	\$132,920,538	0.00	\$132,920,538	0.00	\$132,920,538	0.00
OTHER FUNDS	\$18,472,402	0.00	\$17,347,248	0.00	\$17,347,248	0.00	\$17,347,248	0.00



## PROGRAM DESCRIPTION

**Department: Social Services**

**Program Name: Children's Health Insurance Program (CHIP)**

**Program is found in the following core budget(s): Children's Health Insurance Program (CHIP)**

### 1. What does this program do?

The Children's Health Insurance Program is integrated into Missouri's MO HealthNet coverage. This integration was made possible through the passage of Senate Bill 632 of the second regular session of the 89th General Assembly (1998). Senate Bill 632 expanded the MO HealthNet program for children with family incomes up to 300% of the federal poverty level.

Using CHIP, Missouri continues its commitment to improve medical care for its low income children by increasing their access to comprehensive medical services.

Eligible children must be under age 19, have a family income below 300% of the federal poverty level, be uninsured for six months or more, and have no access to other health insurance coverage for less than \$72 to \$179 per month during SFY13 based on family size and income. Any child identified as having special health care needs (defined as a condition which left untreated would result in the death or serious physical injury of a child) who does not have access to affordable employer-subsidized health care insurance will not be required to be without health care coverage for six months in order to be eligible for services. They are also not subject to the waiting period as long as the child meets all other qualifications for eligibility.

Uninsured children with family income of 150% FPL or below receive a package of benefits equal to MO HealthNet coverage. Uninsured children with family income above 150% FPL receive a package of benefits equal to MO HealthNet coverage, excluding non-emergency medical transportation. Parents of children eligible for coverage above 150% and below 300% of the federal poverty level must show parental responsibility through the following:

- participation in immunization and wellness programs;
- furnishing the uninsured child's social security number;
- cooperation with third party insurance carriers;
- sharing in their children's health care costs through premiums.

### MO HealthNet For Kids By Age and Income

% of Federal Poverty Level (FPL)	225+ -300	Premium Group (\$108-\$296)		
	185+ -225	Premium Group (\$44-\$121)		
	150+ -185	Premium Group (\$13-\$37)		
	134+ -150	Non Premium Group		
	100+ -133			
	0-100			
		0 Years Old	1 thru 5 Years Old	6 thru 18 Years Old

**2. What is the authorization for this program, i.e., federal or state statute, etc.? (Include the federal program number, if applicable.)**

State statute: RSMo. 208.631 through 208.657; Federal law: Social Security Act, Title XXI; Federal Regulations: 42 CFR 457.

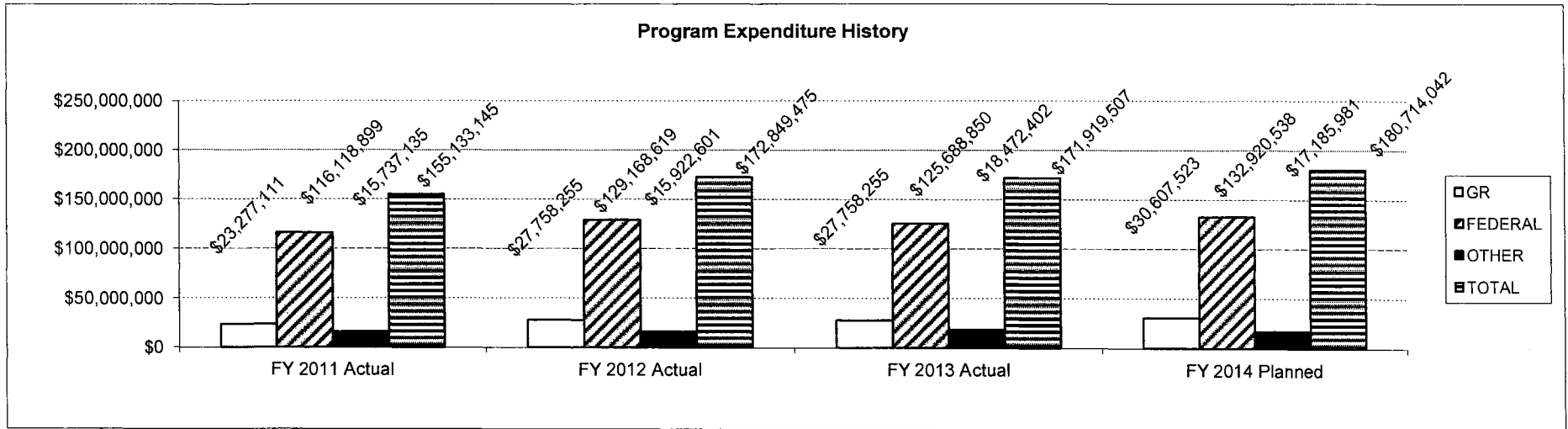
**3. Are there federal matching requirements? If yes, please explain.**

States can earn the federal medical assistance percentage (FMAP) on Medicaid program expenditures. The Social Security Act requires the Secretary of Health and Human Services to calculate and publish the actual FMAP each year. The FMAP is calculated using economic indicators from states and the nation as a whole. Missouri's enhanced CHIP FMAP for FY14 is a blended 73.305% federal match. The state matching requirement for the CHIP program is 26.695%.

**4. Is this a federally mandated program? If yes, please explain.**

No.

**5. Provide actual expenditures for the prior three fiscal years and planned expenditures for the current fiscal year.**



FY 12 actual expenditures do not reflect \$132,203 paid from supplemental pool.

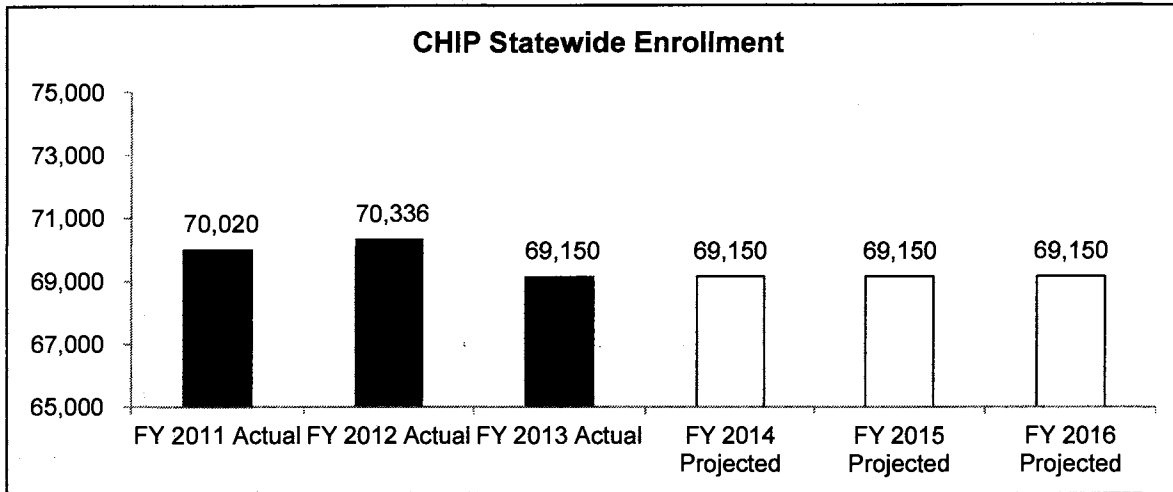
FY 14 is net of reverted and reserved. Reverted: \$161,267 Other.

**6. What are the sources of the "Other" funds?**

Pharmacy Rebates Fund (0114), Federal Reimbursement Allowance Fund (0142), Pharmacy Reimbursement Allowance Fund (0144), Health Initiatives Fund (0275), Premium Fund (0885), Life Sciences Research Trust Fund (0763).

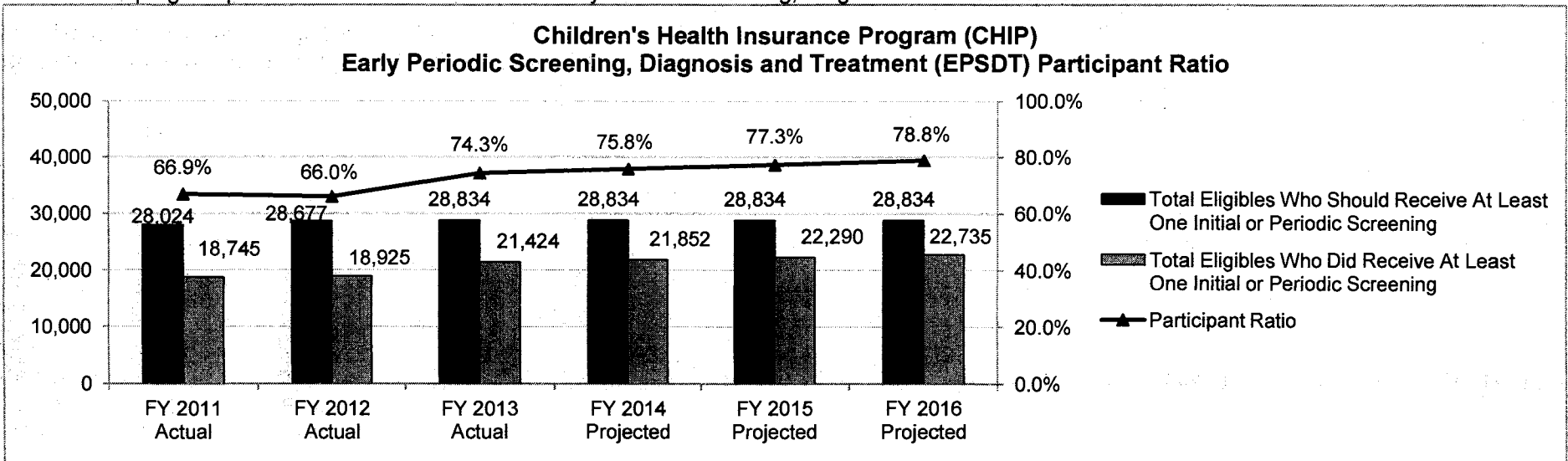
**7a. Provide an effectiveness measure.**

The CHIP program continues to provide health care coverage to thousands of Missouri's children. These children would be uninsured without CHIP coverage.



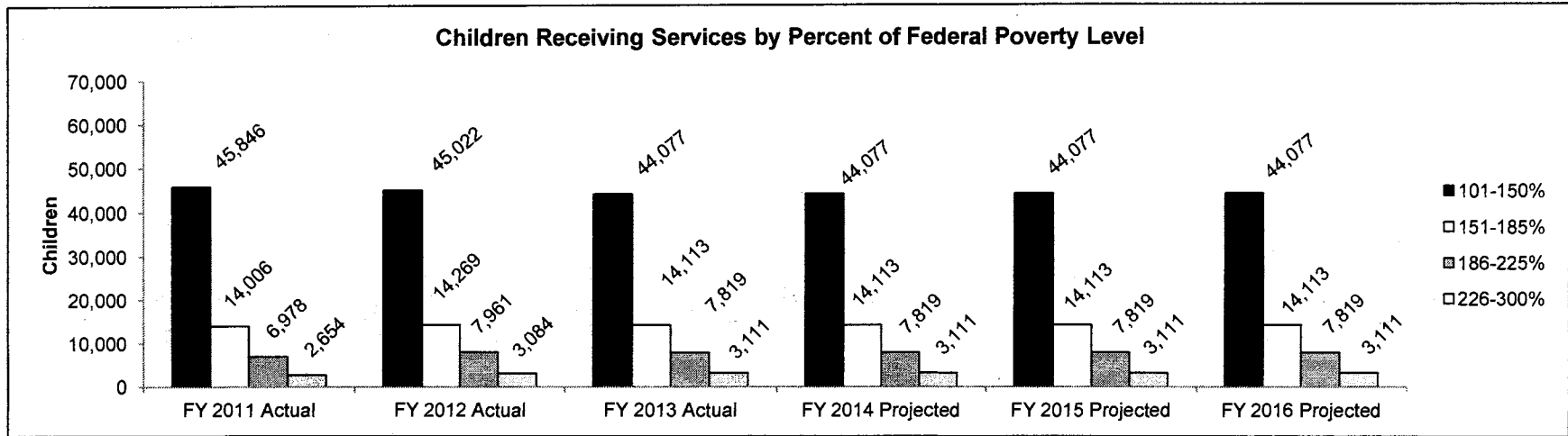
**7b. Provide an efficiency measure.**

The CHIP program provides uninsured children with Early Periodic Screening, Diagnosis and Treatment services.



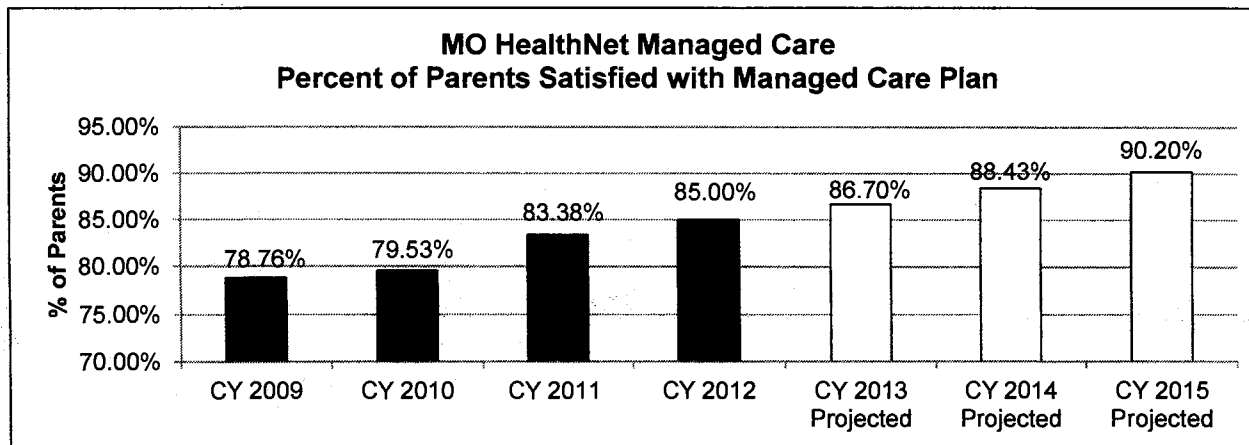
**7c. Provide the number of clients/individuals served, if applicable.**

Participants are children above the existing Title XIX Medicaid eligibility up to 300% of the federal poverty level (FPL). As of September 2005, children in the categories from 151-300% of the federal poverty level (FPL) are required to pay premiums.



**7d. Provide a customer satisfaction measure, if available.**

Children with CHIP coverage who reside in a MO HealthNet Managed Care region, receive their services from the MO HealthNet Managed Care health plans. Participants enrolled in MO HealthNet Managed Care health plans reported their satisfaction with the program on a scale of 0 to 10. 0 was the worst care possible and a 10 was the best care possible. The percentage of participants reporting an 8, 9, or 10 is reported in the chart below.



GR FRA- Transfer

GR FRA- Transfer

**DECISION ITEM SUMMARY**

Budget Unit	FY 2013	FY 2013	FY 2014	FY 2014	FY 2015	FY 2015	FY 2015	FY 2015
Decision Item	ACTUAL	ACTUAL	BUDGET	BUDGET	DEPT REQ	DEPT REQ	GOV REC	GOV REC
Budget Object Summary	DOLLAR	FTE	DOLLAR	FTE	DOLLAR	FTE	DOLLAR	FTE
Fund	DOLLAR	FTE	DOLLAR	FTE	DOLLAR	FTE	DOLLAR	FTE
<b>GR FRA-TRANSFER</b>								
<b>CORE</b>								
FUND TRANSFERS								
GENERAL REVENUE	538,406,226	0.00	569,173,828	0.00	569,173,828	0.00	569,173,828	0.00
TOTAL - TRF	538,406,226	0.00	569,173,828	0.00	569,173,828	0.00	569,173,828	0.00
<b>TOTAL</b>	<b>538,406,226</b>	<b>0.00</b>	<b>569,173,828</b>	<b>0.00</b>	<b>569,173,828</b>	<b>0.00</b>	<b>569,173,828</b>	<b>0.00</b>
<b>MHD Transfer Authority - 1886014</b>								
FUND TRANSFERS								
GENERAL REVENUE	0	0.00	0	0.00	15,438,909	0.00	15,438,909	0.00
TOTAL - TRF	0	0.00	0	0.00	15,438,909	0.00	15,438,909	0.00
<b>TOTAL</b>	<b>0</b>	<b>0.00</b>	<b>0</b>	<b>0.00</b>	<b>15,438,909</b>	<b>0.00</b>	<b>15,438,909</b>	<b>0.00</b>
<b>GRAND TOTAL</b>	<b>\$538,406,226</b>	<b>0.00</b>	<b>\$569,173,828</b>	<b>0.00</b>	<b>\$584,612,737</b>	<b>0.00</b>	<b>\$584,612,737</b>	<b>0.00</b>

**CORE DECISION ITEM**

Department: Social Services  
 Division: MO HealthNet  
 Core: GR Federal Reimbursement Allowance - Transfer

Budget Unit 90840C

**1. CORE FINANCIAL SUMMARY**

	FY 2015 Budget Request			
	GR	Federal	Other	Total
PS				
EE				
PSD				
TRF	569,173,828		0	569,173,828
<b>Total</b>	<b>569,173,828</b>	<b>0</b>	<b>0</b>	<b>569,173,828</b>
FTE	0.00	0.00	0.00	0.00

<b>Est. Fringe</b>	0	0	0	0
--------------------	---	---	---	---

*Note: Fringes budgeted in House Bill 5 except for certain fringes budgeted directly to MoDOT, Highway Patrol, and Conservation.*

Other Funds:

	FY 2015 Governor's Recommendation			
	GR	Federal	Other	Total
PS				
EE				
PSD				
TRF	569,173,828		0	569,173,828
<b>Total</b>	<b>569,173,828</b>	<b>0</b>	<b>0</b>	<b>569,173,828 E</b>
FTE	0.00	0.00	0.00	0.00

<b>Est. Fringe</b>	0	0	0	0
--------------------	---	---	---	---

*Note: Fringes budgeted in House Bill 5 except for certain fringes budgeted directly to MoDOT, Highway Patrol, and Conservation.*

Other Funds:

Note: An "E" is requested on this transfer appropriation.

**2. CORE DESCRIPTION**

Federal Medicaid regulation requires states to establish they have sufficient state dollars available in order to draw down federal dollars. This transfer is used for that purpose.

**3. PROGRAM LISTING (list programs included in this core funding)**

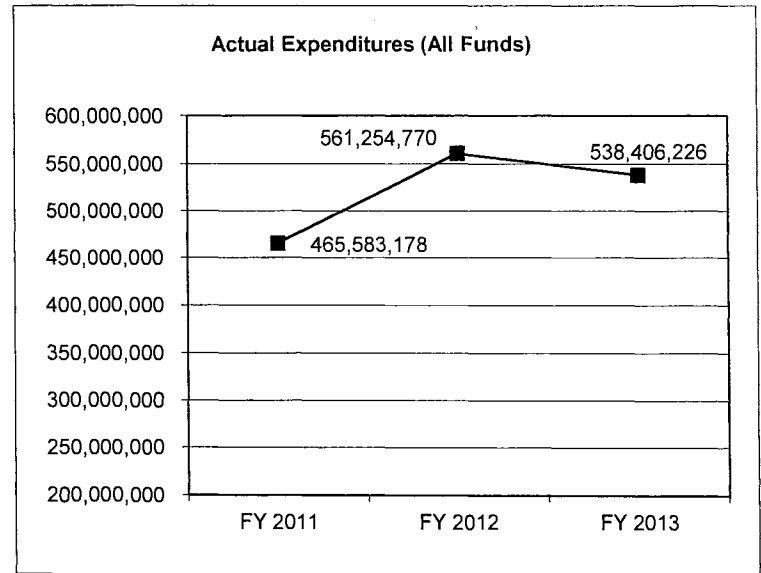
GR Federal Reimbursement Allowance - Transfer

**CORE DECISION ITEM**

Department: Social Services  
 Division: MO HealthNet  
 Core: GR Federal Reimbursement Allowance - Transfer

**4. FINANCIAL HISTORY**

	FY 2011 Actual	FY 2012 Actual	FY 2013 Actual	FY 2014 Current Yr.
Appropriation (All Funds)	465,585,000	561,300,000	538,406,226	569,173,828
Less Reverted (All Funds)	0	0	0	N/A
Budget Authority (All Funds)	465,585,000	561,300,000	538,406,226	N/A
Actual Expenditures (All Funds)	465,583,178	561,254,770	538,406,226	N/A
Unexpended (All Funds)	1,822	45,230	0	N/A
Unexpended, by Fund:				
General Revenue	1,822	45,230	0	N/A
Federal	0	0	0	N/A
Other	0	0	0	N/A
	<b>(1)</b>	<b>(2)</b>	<b>(3)</b>	



Reverted includes Governor's standard 3 percent reserve (when applicable) and any extraordinary expenditure restrictions.

**NOTES:**

- (1) FY11 There was an "E" increase of \$15,585,000.
- (2) FY12 There was an "E" increase of \$111,300,000.
- (3) FY13 Estimated appropriation or "E" status was removed. There was a supplemental increase of \$68,406,226.



**CORE RECONCILIATION DETAIL**

STATE

GR FRA-TRANSFER

**5. CORE RECONCILIATION DETAIL**

	<b>Budget Class</b>	<b>FTE</b>	<b>GR</b>	<b>Federal</b>	<b>Other</b>	<b>Total</b>	<b>Explanation</b>
<b>TAFP AFTER VETOES</b>	TRF	0.00	569,173,828	0	0	569,173,828	
	<b>Total</b>	<b>0.00</b>	<b>569,173,828</b>	<b>0</b>	<b>0</b>	<b>569,173,828</b>	
<b>DEPARTMENT CORE REQUEST</b>	TRF	0.00	569,173,828	0	0	569,173,828	
	<b>Total</b>	<b>0.00</b>	<b>569,173,828</b>	<b>0</b>	<b>0</b>	<b>569,173,828</b>	
<b>GOVERNOR'S RECOMMENDED CORE</b>	TRF	0.00	569,173,828	0	0	569,173,828	
	<b>Total</b>	<b>0.00</b>	<b>569,173,828</b>	<b>0</b>	<b>0</b>	<b>569,173,828</b>	

**DECISION ITEM DETAIL**

Budget Unit	FY 2013	FY 2013	FY 2014	FY 2014	FY 2015	FY 2015	FY 2015	FY 2015
Decision Item	ACTUAL	ACTUAL	BUDGET	BUDGET	DEPT REQ	DEPT REQ	GOV REC	GOV REC
Budget Object Class	DOLLAR	FTE	DOLLAR	FTE	DOLLAR	FTE	DOLLAR	FTE
GR FRA-TRANSFER								
CORE								
TRANSFERS OUT	538,406,226	0.00	569,173,828	0.00	569,173,828	0.00	569,173,828	0.00
TOTAL - TRF	538,406,226	0.00	569,173,828	0.00	569,173,828	0.00	569,173,828	0.00
GRAND TOTAL	\$538,406,226	0.00	\$569,173,828	0.00	\$569,173,828	0.00	\$569,173,828	0.00
GENERAL REVENUE	\$538,406,226	0.00	\$569,173,828	0.00	\$569,173,828	0.00	\$569,173,828	0.00
FEDERAL FUNDS	\$0	0.00	\$0	0.00	\$0	0.00	\$0	0.00
OTHER FUNDS	\$0	0.00	\$0	0.00	\$0	0.00	\$0	0.00

## PROGRAM DESCRIPTION

Department: Social Services

Program Name: GR Federal Reimbursement Allowance - Transfer

Program is found in the following core budget(s): GR Federal Reimbursement Allowance - Transfer

**1. What does this program do?**

Federal Medicaid regulation requires states to establish they have sufficient state dollars available in order to draw down federal dollars. This transfer is used for that purpose.

**2. What is the authorization for this program, i.e., federal or state statute, etc.? (Include the federal program number, if applicable.)**

State statute: RSMo. 208.152, 208.153; Federal law: Social Security Act Sections 1905(a)(1) and (2)(d)(5)(h). Federal Regulations: 42 CFR 433.51 and 440.20.

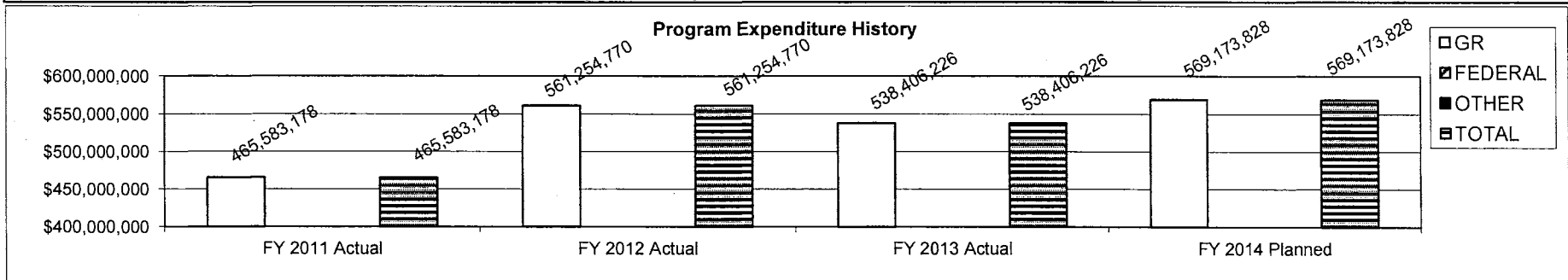
**3. Are there federal matching requirements? If yes, please explain.**

No.

**4. Is this a federally mandated program? If yes, please explain.**

No.

**5. Provide actual expenditures for the prior three fiscal years and planned expenditures for the current fiscal year.**



**6. What are the sources of the "Other" funds?**

N/A

**7a. Provide an effectiveness measure.**

These transfers allow the state to draw federal match for funds paid through the FRA program. Measures for FRA are included in the FRA section.

**7b. Provide an efficiency measure.**

These transfers allow the state to draw federal match for funds paid through the FRA program. Measures for FRA are included in the FRA section.

**7c. Provide the number of clients/individuals served, if applicable.**

These transfers allow the state to draw federal match for funds paid through the FRA program. Measures for FRA are included in the FRA section.

**7d. Provide a customer satisfaction measure, if available.**

These transfers allow the state to draw federal match for funds paid through the FRA program. Measures for FRA are included in the FRA section.



**DECISION ITEM SUMMARY**

Budget Unit	FY 2013	FY 2013	FY 2014	FY 2014	FY 2015	FY 2015	FY 2015	FY 2015
Decision Item	ACTUAL	ACTUAL	BUDGET	BUDGET	DEPT REQ	DEPT REQ	GOV REC	GOV REC
Budget Object Summary	DOLLAR	FTE	DOLLAR	FTE	DOLLAR	FTE	DOLLAR	FTE
Fund	DOLLAR	FTE	DOLLAR	FTE	DOLLAR	FTE	DOLLAR	FTE
<b>FED REIMBURSE ALLOW-TRANSFER</b>								
<b>CORE</b>								
FUND TRANSFERS								
FEDERAL REIMBURSMENT ALLOWANCE	538,406,226	0.00	569,173,828	0.00	569,173,828	0.00	569,173,828	0.00
TOTAL - TRF	538,406,226	0.00	569,173,828	0.00	569,173,828	0.00	569,173,828	0.00
<b>TOTAL</b>	<b>538,406,226</b>	<b>0.00</b>	<b>569,173,828</b>	<b>0.00</b>	<b>569,173,828</b>	<b>0.00</b>	<b>569,173,828</b>	<b>0.00</b>
<b>MHD Transfer Authority - 1886014</b>								
FUND TRANSFERS								
FEDERAL REIMBURSMENT ALLOWANCE	0	0.00	0	0.00	15,438,909	0.00	15,438,909	0.00
TOTAL - TRF	0	0.00	0	0.00	15,438,909	0.00	15,438,909	0.00
<b>TOTAL</b>	<b>0</b>	<b>0.00</b>	<b>0</b>	<b>0.00</b>	<b>15,438,909</b>	<b>0.00</b>	<b>15,438,909</b>	<b>0.00</b>
<b>GRAND TOTAL</b>	<b>\$538,406,226</b>	<b>0.00</b>	<b>\$569,173,828</b>	<b>0.00</b>	<b>\$584,612,737</b>	<b>0.00</b>	<b>\$584,612,737</b>	<b>0.00</b>

**CORE DECISION ITEM**

Department: Social Services  
 Division: MO HealthNet  
 Core: Federal Reimbursement Allowance - Transfer

Budget Unit 90845C

**1. CORE FINANCIAL SUMMARY**

	FY 2015 Budget Request			
	GR	Federal	Other	Total
PS				
EE				
PSD				
TRF			569,173,828	569,173,828
<b>Total</b>	<b>0</b>	<b>0</b>	<b>569,173,828</b>	<b>569,173,828</b>
FTE	0.00	0.00	0.00	0.00

<b>Est. Fringe</b>	0	0	0	0
--------------------	---	---	---	---

*Note: Fringes budgeted in House Bill 5 except for certain fringes budgeted directly to MoDOT, Highway Patrol, and Conservation.*

Other Funds: Federal Reimbursement Allowance (0142)

	FY 2015 Governor's Recommendation			
PS				
EE				
PSD				
TRF			569,173,828	569,173,828
<b>Total</b>	<b>0</b>	<b>0</b>	<b>569,173,828</b>	<b>569,173,828 E</b>
FTE	0.00	0.00	0.00	0.00

<b>Est. Fringe</b>	0	0	0	0
--------------------	---	---	---	---

*Note: Fringes budgeted in House Bill 5 except for certain fringes budgeted directly to MoDOT, Highway Patrol, and Conservation.*

Other Funds: Federal Reimbursement Allowance (0142)

Note: An "E" is requested for this transfer appropriation.

**2. CORE DESCRIPTION**

Federal Medicaid regulation requires states to establish they have sufficient state dollars available in order to draw down federal dollars. This transfer is used for that purpose.

**3. PROGRAM LISTING (list programs included in this core funding)**

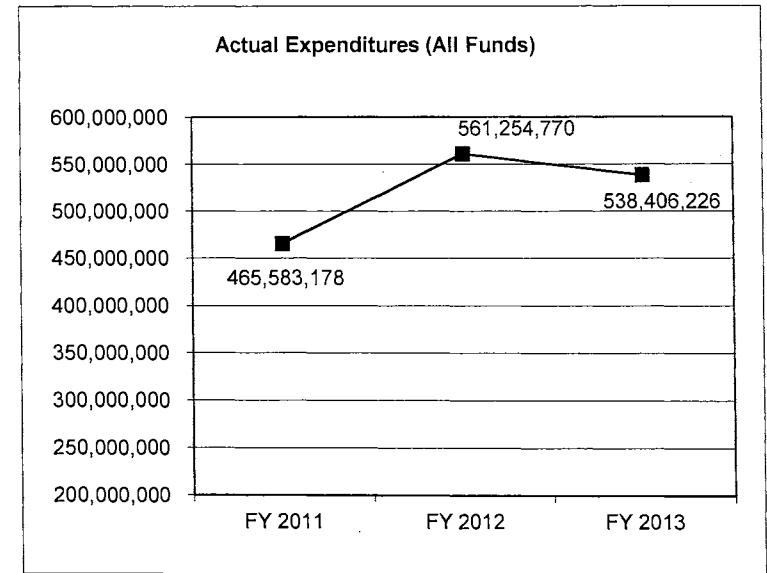
Federal Reimbursement Allowance - Transfer

**CORE DECISION ITEM**

**Department:** Social Services  
**Division:** MO HealthNet  
**Core:** Federal Reimbursement Allowance - Transfer

**4. FINANCIAL HISTORY**

	<b>FY 2011 Actual</b>	<b>FY 2012 Actual</b>	<b>FY 2013 Actual</b>	<b>FY 2014 Current Yr.</b>
Appropriation (All Funds)	465,585,000	561,300,000	538,406,226	569,173,828
Less Reverted (All Funds)	0	0	0	N/A
Budget Authority (All Funds)	465,585,000	561,300,000	538,406,226	N/A
Actual Expenditures (All Funds)	465,583,178	561,254,770	538,406,226	N/A
Unexpended (All Funds)	1,822	45,230	0	N/A
Unexpended, by Fund:				
General Revenue	0	0	0	N/A
Federal	0	0	0	N/A
Other	1,822	45,230	0	N/A
	<b>(1)</b>	<b>(2)</b>	<b>(3)</b>	



Reverted includes Governor's standard 3 percent reserve (when applicable) and any extraordinary expenditure restrictions.

**NOTES:**

- (1) FY11 There was an "E" increase of \$15,585,000.
- (2) FY12 There was an "E" increase of \$111,300,000.
- (3) FY13 Estimated appropriation or "E" status was removed. There was a supplemental increase of \$68,406,226.

**CORE RECONCILIATION DETAIL**

**STATE**

**FED REIMBURSE ALLOW-TRANSFER**

**5. CORE RECONCILIATION DETAIL**

	<b>Budget Class</b>	<b>FTE</b>	<b>GR</b>	<b>Federal</b>	<b>Other</b>	<b>Total</b>	<b>Explanation</b>
<b>TAFP AFTER VETOES</b>							
	TRF	0.00	0	0	569,173,828	569,173,828	
	<b>Total</b>	<b>0.00</b>	<b>0</b>	<b>0</b>	<b>569,173,828</b>	<b>569,173,828</b>	
<b>DEPARTMENT CORE REQUEST</b>							
	TRF	0.00	0	0	569,173,828	569,173,828	
	<b>Total</b>	<b>0.00</b>	<b>0</b>	<b>0</b>	<b>569,173,828</b>	<b>569,173,828</b>	
<b>GOVERNOR'S RECOMMENDED CORE</b>							
	TRF	0.00	0	0	569,173,828	569,173,828	
	<b>Total</b>	<b>0.00</b>	<b>0</b>	<b>0</b>	<b>569,173,828</b>	<b>569,173,828</b>	



**DECISION ITEM DETAIL**

Budget Unit	FY 2013	FY 2013	FY 2014	FY 2014	FY 2015	FY 2015	FY 2015	FY 2015
Decision Item	ACTUAL	ACTUAL	BUDGET	BUDGET	DEPT REQ	DEPT REQ	GOV REC	GOV REC
Budget Object Class	DOLLAR	FTE	DOLLAR	FTE	DOLLAR	FTE	DOLLAR	FTE
<b>FED REIMBURSE ALLOW-TRANSFER</b>								
<b>CORE</b>								
TRANSFERS OUT	538,406,226	0.00	569,173,828	0.00	569,173,828	0.00	569,173,828	0.00
TOTAL - TRF	538,406,226	0.00	569,173,828	0.00	569,173,828	0.00	569,173,828	0.00
<b>GRAND TOTAL</b>	<b>\$538,406,226</b>	<b>0.00</b>	<b>\$569,173,828</b>	<b>0.00</b>	<b>\$569,173,828</b>	<b>0.00</b>	<b>\$569,173,828</b>	<b>0.00</b>
GENERAL REVENUE	\$0	0.00	\$0	0.00	\$0	0.00	\$0	0.00
FEDERAL FUNDS	\$0	0.00	\$0	0.00	\$0	0.00	\$0	0.00
OTHER FUNDS	\$538,406,226	0.00	\$569,173,828	0.00	\$569,173,828	0.00	\$569,173,828	0.00

## PROGRAM DESCRIPTION

**Department:** Social Services

**Program Name:** Federal Reimbursement Allowance - Transfer

**Program is found in the following core budget(s):** Federal Reimbursement Allowance - Transfer

**1. What does this program do?**

Federal Medicaid regulation requires states to establish they have sufficient state dollars available in order to draw down federal dollars. This transfer is used for that purpose.

**2. What is the authorization for this program, i.e., federal or state statute, etc.? (Include the federal program number, if applicable.)**

State statute: RSMo. 208.152, 208.153; Federal law: Social Security Act Sections 1905(a)(1) and (2)(d)(5)(h). Federal Regulations: 42 CFR 433.51 and 440.20.

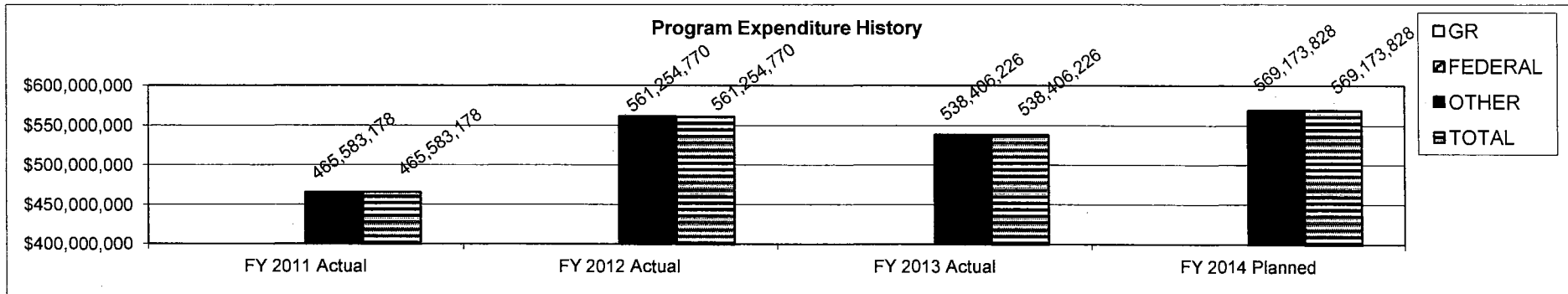
**3. Are there federal matching requirements? If yes, please explain.**

No.

**4. Is this a federally mandated program? If yes, please explain.**

No.

**5. Provide actual expenditures for the prior three fiscal years and planned expenditures for the current fiscal year.**



**6. What are the sources of the "Other" funds?**

Federal Reimbursement Allowance (0142)

**7a. Provide an effectiveness measure.**

These transfers allow the state to draw federal match for funds paid through the FRA program. Measures for FRA are included in the FRA section

**7b. Provide an efficiency measure.**

These transfers allow the state to draw federal match for funds paid through the FRA program. Measures for FRA are included in the FRA section

**7c. Provide the number of clients/individuals served, if applicable.**

These transfers allow the state to draw federal match for funds paid through the FRA program. Measures for FRA are included in the FRA section

**7d. Provide a customer satisfaction measure, if available.**

These transfers allow the state to draw federal match for funds paid through the FRA program. Measures for FRA are included in the FRA section.



**DECISION ITEM SUMMARY**

Budget Unit								
Decision Item	FY 2013	FY 2013	FY 2014	FY 2014	FY 2015	FY 2015	FY 2015	FY 2015
Budget Object Summary	ACTUAL	ACTUAL	BUDGET	BUDGET	DEPT REQ	DEPT REQ	GOV REC	GOV REC
Fund	DOLLAR	FTE	DOLLAR	FTE	DOLLAR	FTE	DOLLAR	FTE
<b>GR NFFRA-TRANSFER</b>								
<b>CORE</b>								
FUND TRANSFERS								
GENERAL REVENUE	161,893,866	0.00	161,893,866	0.00	161,893,866	0.00	161,893,866	0.00
TOTAL - TRF	161,893,866	0.00	161,893,866	0.00	161,893,866	0.00	161,893,866	0.00
<b>TOTAL</b>	<b>161,893,866</b>	<b>0.00</b>	<b>161,893,866</b>	<b>0.00</b>	<b>161,893,866</b>	<b>0.00</b>	<b>161,893,866</b>	<b>0.00</b>
<b>MHD Transfer Authority - 1886014</b>								
FUND TRANSFERS								
GENERAL REVENUE	0	0.00	0	0.00	49,056,644	0.00	49,056,644	0.00
TOTAL - TRF	0	0.00	0	0.00	49,056,644	0.00	49,056,644	0.00
<b>TOTAL</b>	<b>0</b>	<b>0.00</b>	<b>0</b>	<b>0.00</b>	<b>49,056,644</b>	<b>0.00</b>	<b>49,056,644</b>	<b>0.00</b>
<b>GRAND TOTAL</b>	<b>\$161,893,866</b>	<b>0.00</b>	<b>\$161,893,866</b>	<b>0.00</b>	<b>\$210,950,510</b>	<b>0.00</b>	<b>\$210,950,510</b>	<b>0.00</b>

**CORE DECISION ITEM**

Department: Social Services  
 Division: MO HealthNet  
 Core: GR NFRA Transfer

Budget Unit: 90850C

**1. CORE FINANCIAL SUMMARY**

	FY 2015 Budget Request			
	GR	Federal	Other	Total
PS				
EE				
PSD				
TRF	161,893,866			161,893,866
<b>Total</b>	<b>161,893,866</b>	<b>0</b>	<b>0</b>	<b>161,893,866</b>
FTE	0.00	0.00	0.00	0.00

<i>Est. Fringe</i>	0	0	0	0
<i>Note: Fringes budgeted in House Bill 5 except for certain fringes budgeted directly to MoDOT, Highway Patrol, and Conservation.</i>				

Other Funds:

	FY 2015 Governor's Recommendation			
	GR	Federal	Other	Total
PS				
EE				
PSD				
TRF	161,893,866			161,893,866
<b>Total</b>	<b>161,893,866</b>	<b>0</b>	<b>0</b>	<b>161,893,866 E</b>
FTE	0.00	0.00	0.00	0.00

<i>Est. Fringe</i>	0	0	0	0
<i>Note: Fringes budgeted in House Bill 5 except for certain fringes budgeted directly to MoDOT, Highway Patrol, and Conservation.</i>				

Other Funds:

Note: An "E" is requested for this transfer appropriation.

**2. CORE DESCRIPTION**

Federal Medicaid regulation (42 CFR 433.51) allows state and local governmental units (including public providers) to transfer to the Medicaid agency the non-federal share of Medicaid payments. The amounts transferred are used as the state match to earn federal participation. These transfers allow the state to draw federal match for nursing facility services provided by public entities.

**3. PROGRAM LISTING (list programs included in this core funding)**

GR NFRA Transfer

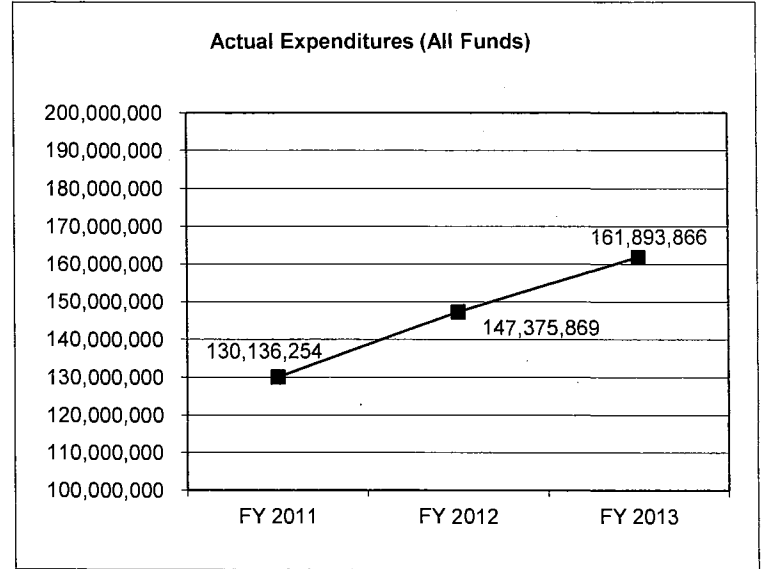
**CORE DECISION ITEM**

Department: Social Services  
 Division: MO HealthNet  
 Core: GR NFRA Transfer

**4. FINANCIAL HISTORY**

	FY 2011 Actual	FY 2012 Actual	FY 2013 Actual	FY 2014 Current Yr.
Appropriation (All Funds)	130,400,000	147,500,000	161,893,866	161,893,866
Less Reverted (All Funds)	0	0	0	N/A
Budget Authority (All Funds)	130,400,000	147,500,000	161,893,866	N/A
Actual Expenditures (All Funds)	130,136,254	147,375,869	161,893,866	N/A
Unexpended (All Funds)	263,746	124,131	0	N/A
Unexpended, by Fund:				
General Revenue	124,131	124,131	0	N/A
Federal	0	0	0	N/A
Other	0	0	0	N/A

(1)



Reverted includes Governor's standard 3 percent reserve (when applicable) and any extraordinary expenditure restrictions.

**NOTES:**

(1) FY13 There was a supplemental increase of \$29,893,866.

**CORE RECONCILIATION DETAIL**

STATE

GR NFFRA-TRANSFER

**5. CORE RECONCILIATION DETAIL**

	Budget Class	FTE	GR	Federal	Other	Total	Explanation
<b>TAFP AFTER VETOES</b>							
	TRF	0.00	161,893,866	0	0	161,893,866	
	<b>Total</b>	<b>0.00</b>	<b>161,893,866</b>	<b>0</b>	<b>0</b>	<b>161,893,866</b>	
<b>DEPARTMENT CORE REQUEST</b>							
	TRF	0.00	161,893,866	0	0	161,893,866	
	<b>Total</b>	<b>0.00</b>	<b>161,893,866</b>	<b>0</b>	<b>0</b>	<b>161,893,866</b>	
<b>GOVERNOR'S RECOMMENDED CORE</b>							
	TRF	0.00	161,893,866	0	0	161,893,866	
	<b>Total</b>	<b>0.00</b>	<b>161,893,866</b>	<b>0</b>	<b>0</b>	<b>161,893,866</b>	

**DECISION ITEM DETAIL**

Budget Unit	FY 2013	FY 2013	FY 2014	FY 2014	FY 2015	FY 2015	FY 2015	FY 2015
Decision Item	ACTUAL	ACTUAL	BUDGET	BUDGET	DEPT REQ	DEPT REQ	GOV REC	GOV REC
Budget Object Class	DOLLAR	FTE	DOLLAR	FTE	DOLLAR	FTE	DOLLAR	FTE
<b>GR NFFRA-TRANSFER</b>								
<b>CORE</b>								
TRANSFERS OUT	161,893,866	0.00	161,893,866	0.00	161,893,866	0.00	161,893,866	0.00
TOTAL - TRF	161,893,866	0.00	161,893,866	0.00	161,893,866	0.00	161,893,866	0.00
<b>GRAND TOTAL</b>	<b>\$161,893,866</b>	<b>0.00</b>	<b>\$161,893,866</b>	<b>0.00</b>	<b>\$161,893,866</b>	<b>0.00</b>	<b>\$161,893,866</b>	<b>0.00</b>
GENERAL REVENUE	\$161,893,866	0.00	\$161,893,866	0.00	\$161,893,866	0.00	\$161,893,866	0.00
FEDERAL FUNDS	\$0	0.00	\$0	0.00	\$0	0.00	\$0	0.00
OTHER FUNDS	\$0	0.00	\$0	0.00	\$0	0.00	\$0	0.00



## PROGRAM DESCRIPTION

Department: Social Services

Program Name: GR NFRA Transfer

Program is found in the following core budget(s): GR NFRA Transfer

**1. What does this program do?**

Federal Medicaid regulation (42 CFR 433.51) allows state and local governmental units (including public providers) to transfer to the Medicaid agency the non-federal share of Medicaid payments. The amounts transferred are used as the state match to earn federal participation. This funding maximizes eligible state resources for federal Medicaid funds, utilizing current state and local funding sources as match for services.

**2. What is the authorization for this program, i.e., federal or state statute, etc.? (Include the federal program number, if applicable.)**

State statute: RSMo. 208.152, 208.153; Federal law: Social Security Act Sections 1905(a)(1) and (2)(d)(5)(h). Federal Regulations: 42 CFR 433.51 and 440.20.

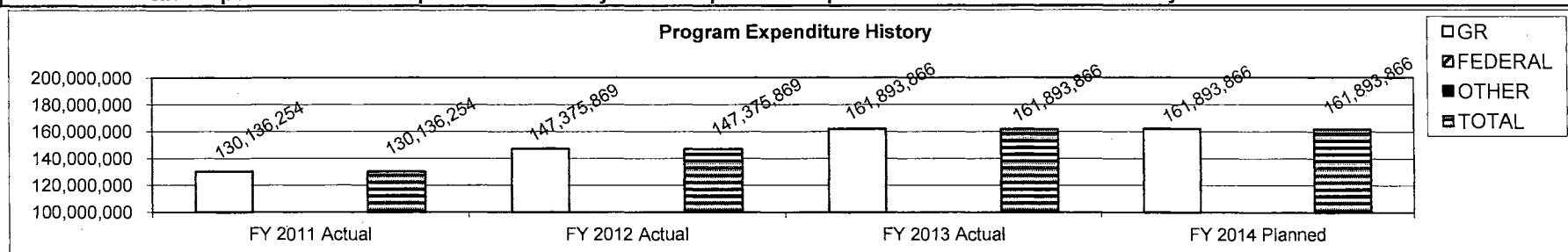
**3. Are there federal matching requirements? If yes, please explain.**

No.

**4. Is this a federally mandated program? If yes, please explain.**

No.

**5. Provide actual expenditures for the prior three fiscal years and planned expenditures for the current fiscal year.**



**6. What are the sources of the "Other " funds?**

N/A

**7a. Provide an effectiveness measure.**

These transfers allow the state to draw federal match for nursing facility services provided by public entities. Measures for nursing facility services are included in the nursing facility section.

**7b. Provide an efficiency measure.**

These transfers allow the state to draw federal match for nursing facility services provided by public entities. Measures for nursing facility services are included in the nursing facility section.

**7c. Provide the number of clients/individuals served, if applicable.**

These transfers allow the state to draw federal match for nursing facility services provided by public entities. Measures for nursing facility services are included in the nursing facility section.

**7d. Provide a customer satisfaction measure, if available.**

These transfers allow the state to draw federal match for nursing facility services provided by public entities. Measures for nursing facility services are included in the nursing facility section.

**Nursing Facility**  
**Reimbursement-Transfer**

**Nursing Facility**  
**Reimbursement-Transfer**

**DECISION ITEM SUMMARY**

<b>Budget Unit</b>								
<b>Decision Item</b>	<b>FY 2013</b>	<b>FY 2013</b>	<b>FY 2014</b>	<b>FY 2014</b>	<b>FY 2015</b>	<b>FY 2015</b>	<b>FY 2015</b>	<b>FY 2015</b>
<b>Budget Object Summary</b>	<b>ACTUAL</b>	<b>ACTUAL</b>	<b>BUDGET</b>	<b>BUDGET</b>	<b>DEPT REQ</b>	<b>DEPT REQ</b>	<b>GOV REC</b>	<b>GOV REC</b>
<b>Fund</b>	<b>DOLLAR</b>	<b>FTE</b>	<b>DOLLAR</b>	<b>FTE</b>	<b>DOLLAR</b>	<b>FTE</b>	<b>DOLLAR</b>	<b>FTE</b>
<b>NURSING FACILITY REIM-TRANSFER</b>								
<b>CORE</b>								
<b>FUND TRANSFERS</b>								
NURSING FACILITY FED REIM ALLW	161,893,866	0.00	161,893,866	0.00	161,893,866	0.00	161,893,866	0.00
TOTAL - TRF	161,893,866	0.00	161,893,866	0.00	161,893,866	0.00	161,893,866	0.00
<b>TOTAL</b>	<b>161,893,866</b>	<b>0.00</b>	<b>161,893,866</b>	<b>0.00</b>	<b>161,893,866</b>	<b>0.00</b>	<b>161,893,866</b>	<b>0.00</b>
<b>MHD Transfer Authority - 1886014</b>								
<b>FUND TRANSFERS</b>								
NURSING FACILITY FED REIM ALLW	0	0.00	0	0.00	49,056,644	0.00	49,056,644	0.00
TOTAL - TRF	0	0.00	0	0.00	49,056,644	0.00	49,056,644	0.00
<b>TOTAL</b>	<b>0</b>	<b>0.00</b>	<b>0</b>	<b>0.00</b>	<b>49,056,644</b>	<b>0.00</b>	<b>49,056,644</b>	<b>0.00</b>
<b>GRAND TOTAL</b>	<b>\$161,893,866</b>	<b>0.00</b>	<b>\$161,893,866</b>	<b>0.00</b>	<b>\$210,950,510</b>	<b>0.00</b>	<b>\$210,950,510</b>	<b>0.00</b>

**CORE DECISION ITEM**

Department: Social Services  
 Division: MO HealthNet  
 Core: Nursing Facility Reimbursement Transfer

Budget Unit: 90855C

**1. CORE FINANCIAL SUMMARY**

	FY 2015 Budget Request			
	GR	Federal	Other	Total
PS				
EE				
PSD				
TRF			161,893,866	161,893,866
<b>Total</b>	<b>0</b>	<b>0</b>	<b>161,893,866</b>	<b>161,893,866</b>
<b>FTE</b>	<b>0.00</b>	<b>0.00</b>	<b>0.00</b>	<b>0.00</b>

<b>Est. Fringe</b>	0	0	0	0
<i>Note: Fringes budgeted in House Bill 5 except for certain fringes budgeted directly to MoDOT, Highway Patrol, and Conservation.</i>				

Other Funds: Nursing Facility Federal Reimbursement Allowance (0196)

	FY 2015 Governor's Recommendation			
	GR	Federal	Other	Total
PS				
EE				
PSD				
TRF			161,893,866	161,893,866
<b>Total</b>	<b>0</b>	<b>0</b>	<b>161,893,866</b>	<b>161,893,866 E</b>
<b>FTE</b>	<b>0.00</b>	<b>0.00</b>	<b>0.00</b>	<b>0.00</b>

<b>Est. Fringe</b>	0	0	0	0
<i>Note: Fringes budgeted in House Bill 5 except for certain fringes budgeted directly to MoDOT, Highway Patrol, and Conservation.</i>				

Other Funds: Nursing Facility Federal Reimbursement Allowance (0196)

Note: An "E" is requested for this transfer appropriation.

**2. CORE DESCRIPTION**

Federal Medicaid regulation (42 CFR 433.51) allows state and local governmental units (including public providers) to transfer to the Medicaid agency the non-federal share of Medicaid payments. The amounts transferred are used as the state match to earn federal participation. These transfers allows the state to draw federal match for nursing facility services provided by public entities.

**3. PROGRAM LISTING (list programs included in this core funding)**

Nursing Facility Reimbursement Transfer

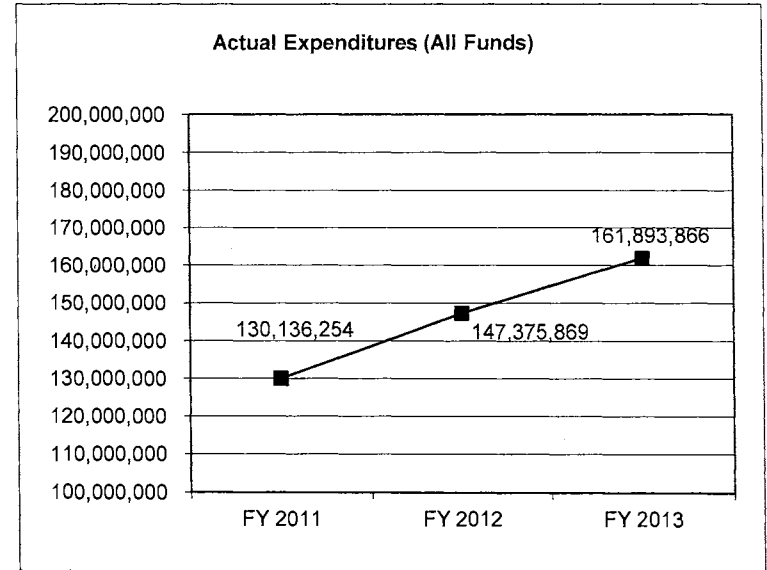
**CORE DECISION ITEM**

**Department:** Social Services  
**Division:** MO HealthNet  
**Core:** Nursing Facility Reimbursement Transfer

**4. FINANCIAL HISTORY**

	FY 2011 Actual	FY 2012 Actual	FY 2013 Actual	FY 2014 Current Yr.
Appropriation (All Funds)	130,400,000	147,500,000	161,893,866	161,893,866
Less Reverted (All Funds)	0	0	0	N/A
Budget Authority (All Funds)	130,400,000	147,500,000	161,893,866	N/A
Actual Expenditures (All Funds)	130,136,254	147,375,869	161,893,866	N/A
Unexpended (All Funds)	263,746	124,131	0	N/A
Unexpended, by Fund:				
General Revenue	0	0	0	N/A
Federal	0	0	0	N/A
Other	263,746	124,131	0	N/A

(1)



Reverted includes Governor's standard 3 percent reserve (when applicable) and any extraordinary expenditure restrictions.

**NOTES:**

(1) FY13 There was a supplemental increase of \$29,893,866.

**CORE RECONCILIATION DETAIL**

STATE

NURSING FACILITY REIM-TRANSFER

**5. CORE RECONCILIATION DETAIL**

	<b>Budget Class</b>	<b>FTE</b>	<b>GR</b>	<b>Federal</b>	<b>Other</b>	<b>Total</b>	<b>Explanation</b>
<b>TAFP AFTER VETOES</b>							
	TRF	0.00	0	0	161,893,866	161,893,866	
	<b>Total</b>	<b>0.00</b>	<b>0</b>	<b>0</b>	<b>161,893,866</b>	<b>161,893,866</b>	
<b>DEPARTMENT CORE REQUEST</b>							
	TRF	0.00	0	0	161,893,866	161,893,866	
	<b>Total</b>	<b>0.00</b>	<b>0</b>	<b>0</b>	<b>161,893,866</b>	<b>161,893,866</b>	
<b>GOVERNOR'S RECOMMENDED CORE</b>							
	TRF	0.00	0	0	161,893,866	161,893,866	
	<b>Total</b>	<b>0.00</b>	<b>0</b>	<b>0</b>	<b>161,893,866</b>	<b>161,893,866</b>	

**DECISION ITEM DETAIL**

Budget Unit	FY 2013	FY 2013	FY 2014	FY 2014	FY 2015	FY 2015	FY 2015	FY 2015
Decision Item	ACTUAL	ACTUAL	BUDGET	BUDGET	DEPT REQ	DEPT REQ	GOV REC	GOV REC
Budget Object Class	DOLLAR	FTE	DOLLAR	FTE	DOLLAR	FTE	DOLLAR	FTE
<b>NURSING FACILITY REIM-TRANSFER</b>								
<b>CORE</b>								
TRANSFERS OUT	161,893,866	0.00	161,893,866	0.00	161,893,866	0.00	161,893,866	0.00
TOTAL - TRF	161,893,866	0.00	161,893,866	0.00	161,893,866	0.00	161,893,866	0.00
<b>GRAND TOTAL</b>	<b>\$161,893,866</b>	<b>0.00</b>	<b>\$161,893,866</b>	<b>0.00</b>	<b>\$161,893,866</b>	<b>0.00</b>	<b>\$161,893,866</b>	<b>0.00</b>
GENERAL REVENUE	\$0	0.00	\$0	0.00	\$0	0.00	\$0	0.00
FEDERAL FUNDS	\$0	0.00	\$0	0.00	\$0	0.00	\$0	0.00
OTHER FUNDS	\$161,893,866	0.00	\$161,893,866	0.00	\$161,893,866	0.00	\$161,893,866	0.00

**PROGRAM DESCRIPTION**

**Department: Social Services**

**Program Name: Nursing Facility Reimbursement Transfer**

**Program is found in the following core budget(s): Nursing Facility Reimbursement Transfer**

**1. What does this program do?**

Federal Medicaid regulation (42 CFR 433.51) allows state and local governmental units (including public providers) to transfer to the Medicaid agency the non-federal share of Medicaid payments. The amounts transferred are used as the state match to earn federal participation. This funding maximizes eligible state resources for federal Medicaid funds, utilizing current state and local funding sources as match for services.

**2. What is the authorization for this program, i.e., federal or state statute, etc.? (Include the federal program number, if applicable.)**

State statute: RSMo. 208.152, 208.153; Federal law: Social Security Act Sections 1905(a)(1) and (2)(d)(5)(h). Federal Regulations: 42 CFR 433.51 and 440.20.

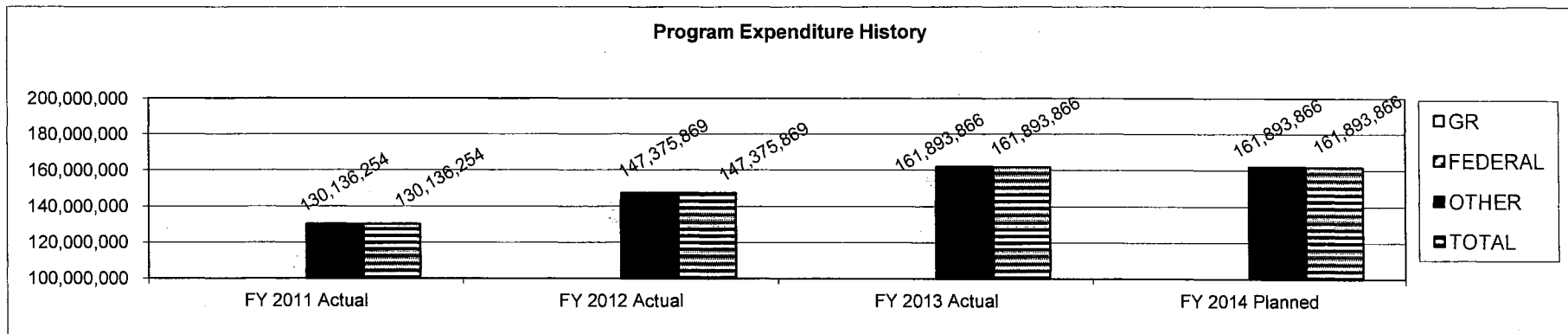
**3. Are there federal matching requirements? If yes, please explain.**

No.

**4. Is this a federally mandated program? If yes, please explain.**

No.

**5. Provide actual expenditures for the prior three fiscal years and planned expenditures for the current fiscal year.**





**6. What are the sources of the "Other " funds?**

Nursing Facility Federal Reimbursement Allowance (0196)

**7a. Provide an effectiveness measure.**

These transfers allow the state to draw federal match for nursing facility services provided by public entities. Measures for nursing facility services are included in the nursing facility section.

**7b. Provide an efficiency measure.**

These transfers allow the state to draw federal match for nursing facility services provided by public entities. Measures for nursing facility services are included in the nursing facility section.

**7c. Provide the number of clients/individuals served, if applicable.**

These transfers allow the state to draw federal match for nursing facility services provided by public entities. Measures for nursing facility services are included in the nursing facility section.

**7d. Provide a customer satisfaction measure, if available.**

These transfers allow the state to draw federal match for nursing facility services provided by public entities. Measures for nursing facility services are included in the nursing facility section.

**Nursing Facility Quality  
Transfer**

**Nursing Facility Quality  
Transfer**

**DECISION ITEM SUMMARY**

Budget Unit	FY 2013	FY 2013	FY 2014	FY 2014	FY 2015	FY 2015	FY 2015	FY 2015
Decision Item	ACTUAL	ACTUAL	BUDGET	BUDGET	DEPT REQ	DEPT REQ	GOV REC	GOV REC
Budget Object Summary	DOLLAR	FTE	DOLLAR	FTE	DOLLAR	FTE	DOLLAR	FTE
Fund	DOLLAR	FTE	DOLLAR	FTE	DOLLAR	FTE	DOLLAR	FTE
<b>NURSING FACILITY QLTY-TRANSFER</b>								
<b>CORE</b>								
FUND TRANSFERS								
NURSING FACILITY FED REIM ALLW	1,500,000	0.00	1,500,000	0.00	1,500,000	0.00	1,500,000	0.00
TOTAL - TRF	1,500,000	0.00	1,500,000	0.00	1,500,000	0.00	1,500,000	0.00
<b>TOTAL</b>	<b>1,500,000</b>	<b>0.00</b>	<b>1,500,000</b>	<b>0.00</b>	<b>1,500,000</b>	<b>0.00</b>	<b>1,500,000</b>	<b>0.00</b>
<b>GRAND TOTAL</b>	<b>\$1,500,000</b>	<b>0.00</b>	<b>\$1,500,000</b>	<b>0.00</b>	<b>\$1,500,000</b>	<b>0.00</b>	<b>\$1,500,000</b>	<b>0.00</b>

**CORE DECISION ITEM**

**Department:** Social Services  
**Division:** MO HealthNet  
**Core:** Nursing Facility Quality Transfer

**Budget Unit** 90860C

**1. CORE FINANCIAL SUMMARY**

	FY 2015 Budget Request			
	GR	Federal	Other	Total
PS				
EE				
PSD				
TRF			1,500,000	1,500,000
<b>Total</b>	<b>0</b>	<b>0</b>	<b>1,500,000</b>	<b>1,500,000</b>
FTE	0.00	0.00	0.00	0.00

<b>Est. Fringe</b>	0	0	0	0
--------------------	---	---	---	---

*Note: Fringes budgeted in House Bill 5 except for certain fringes budgeted directly to MoDOT, Highway Patrol, and Conservation.*

Other Funds: Nursing Facility Federal Reimbursement Allowance (0196)

	FY 2015 Governor's Recommendation			
	GR	Federal	Other	Total
PS				
EE				
PSD				
TRF			1,500,000	1,500,000
<b>Total</b>	<b>0</b>	<b>0</b>	<b>1,500,000</b>	<b>1,500,000</b>
FTE	0.00	0.00	0.00	0.00

<b>Est. Fringe</b>	0	0	0	0
--------------------	---	---	---	---

*Note: Fringes budgeted in House Bill 5 except for certain fringes budgeted directly to MoDOT, Highway Patrol, and Conservation.*

Other Funds: Nursing Facility Federal Reimbursement Allowance (0196)

**2. CORE DESCRIPTION**

Transfer from the Nursing Facility Federal Reimbursement Allowance Fund to the Nursing Facility Quality of Care Fund to, upon appropriation, be used by the Department of Health and Senior Services for conducting inspections and surveys, and providing training and technical assistance to facilities licensed under the provisions of Chapter 198 of the Missouri Statutes. The transfer is provided for in section 198.418.1 RSMo.

**3. PROGRAM LISTING (list programs included in this core funding)**

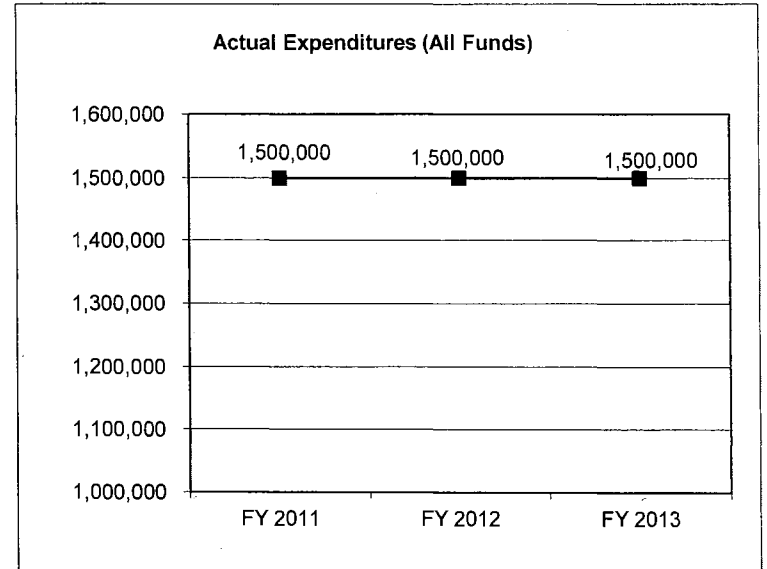
Nursing Facility Quality Transfer

**CORE DECISION ITEM**

Department: Social Services  
 Division: MO HealthNet  
 Core: Nursing Facility Quality Transfer

**4. FINANCIAL HISTORY**

	FY 2011 Actual	FY 2012 Actual	FY 2013 Actual	FY 2014 Current Yr.
Appropriation (All Funds)	1,500,000	1,500,000	1,500,000	1,500,000
Less Reverted (All Funds)	0	0	0	N/A
Budget Authority (All Funds)	1,500,000	1,500,000	1,500,000	N/A
Actual Expenditures (All Funds)	1,500,000	1,500,000	1,500,000	N/A
Unexpended (All Funds)	0	0	0	N/A
Unexpended, by Fund:				
General Revenue	0	0	0	N/A
Federal	0	0	0	N/A
Other	0	0	0	N/A



**NOTES:**

**CORE RECONCILIATION DETAIL**

**STATE**

**NURSING FACILITY QLTY-TRANSFER**

**5. CORE RECONCILIATION DETAIL**

	<b>Budget Class</b>	<b>FTE</b>	<b>GR</b>	<b>Federal</b>	<b>Other</b>	<b>Total</b>	<b>Explanation</b>
<b>TAFP AFTER VETOES</b>							
	TRF	0.00	0	0	1,500,000	1,500,000	
	<b>Total</b>	<b>0.00</b>	<b>0</b>	<b>0</b>	<b>1,500,000</b>	<b>1,500,000</b>	
<b>DEPARTMENT CORE REQUEST</b>							
	TRF	0.00	0	0	1,500,000	1,500,000	
	<b>Total</b>	<b>0.00</b>	<b>0</b>	<b>0</b>	<b>1,500,000</b>	<b>1,500,000</b>	
<b>GOVERNOR'S RECOMMENDED CORE</b>							
	TRF	0.00	0	0	1,500,000	1,500,000	
	<b>Total</b>	<b>0.00</b>	<b>0</b>	<b>0</b>	<b>1,500,000</b>	<b>1,500,000</b>	

**DECISION ITEM DETAIL**

Budget Unit	FY 2013	FY 2013	FY 2014	FY 2014	FY 2015	FY 2015	FY 2015	FY 2015
Decision Item	ACTUAL	ACTUAL	BUDGET	BUDGET	DEPT REQ	DEPT REQ	GOV REC	GOV REC
Budget Object Class	DOLLAR	FTE	DOLLAR	FTE	DOLLAR	FTE	DOLLAR	FTE
<b>NURSING FACILITY QLTY-TRANSFER</b>								
<b>CORE</b>								
TRANSFERS OUT	1,500,000	0.00	1,500,000	0.00	1,500,000	0.00	1,500,000	0.00
TOTAL - TRF	1,500,000	0.00	1,500,000	0.00	1,500,000	0.00	1,500,000	0.00
<b>GRAND TOTAL</b>	<b>\$1,500,000</b>	<b>0.00</b>	<b>\$1,500,000</b>	<b>0.00</b>	<b>\$1,500,000</b>	<b>0.00</b>	<b>\$1,500,000</b>	<b>0.00</b>
GENERAL REVENUE	\$0	0.00	\$0	0.00	\$0	0.00	\$0	0.00
FEDERAL FUNDS	\$0	0.00	\$0	0.00	\$0	0.00	\$0	0.00
OTHER FUNDS	\$1,500,000	0.00	\$1,500,000	0.00	\$1,500,000	0.00	\$1,500,000	0.00

**PROGRAM DESCRIPTION**

**Department: Social Services**

**Program Name: Nursing Facility Quality Transfer**

**Program is found in the following core budget(s): Nursing Facility Quality Transfer**

**1. What does this program do?**

Transfer from the Nursing Facility Federal Reimbursement Allowance Fund to the Nursing Facility Quality of Care Fund to, upon appropriation, be used by the Department of Health and Senior Services for conducting inspections and surveys, and providing training and technical assistance to facilities licensed under the provisions of Chapter 198 of the Missouri Statutes. The transfer is provided for in section 198.418.1 RSMo.

**2. What is the authorization for this program, i.e., federal or state statute, etc.? (Include the federal program number, if applicable.)**

State statute: RSMo. 198.418.1

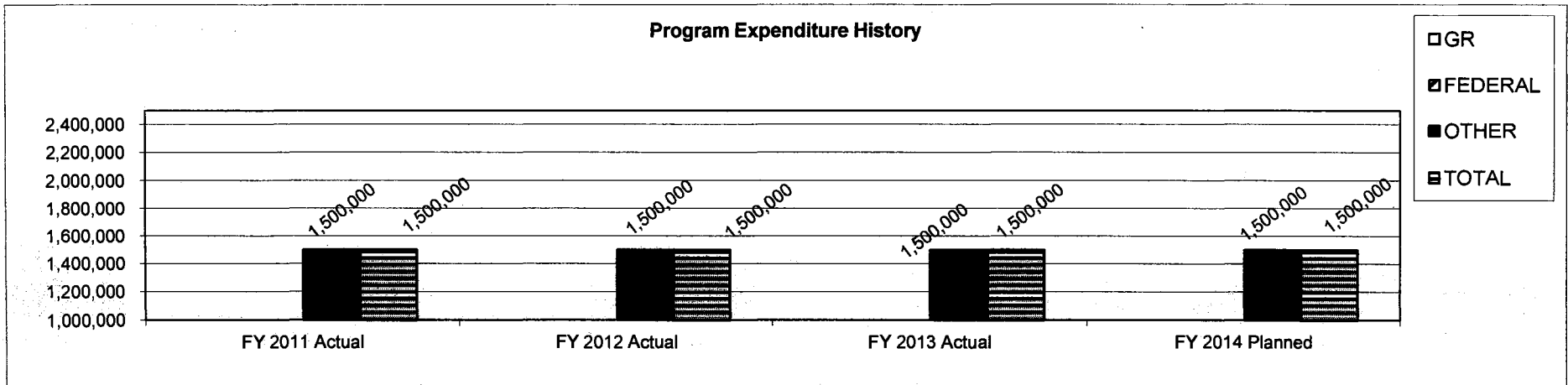
**3. Are there federal matching requirements? If yes, please explain.**

No.

**4. Is this a federally mandated program? If yes, please explain.**

No.

**5. Provide actual expenditures for the prior three fiscal years and planned expenditures for the current fiscal year.**





**6. What are the sources of the "Other " funds?**

Nursing Facility Federal Reimbursement Allowance (0196)

**7a. Provide an effectiveness measure.**

These transfers allow the state to draw federal match for nursing facility services provided by public entities. Measures for nursing facility services are included in the nursing facility section.

**7b. Provide an efficiency measure.**

These transfers allow the state to draw federal match for nursing facility services provided by public entities. Measures for nursing facility services are included in the nursing facility section.

**7c. Provide the number of clients/individuals served, if applicable.**

These transfers allow the state to draw federal match for nursing facility services provided by public entities. Measures for nursing facility services are included in the nursing facility section.

**7d. Provide a customer satisfaction measure, if available.**

These transfers allow the state to draw federal match for nursing facility services provided by public entities. Measures for nursing facility services are included in the nursing facility section.



**DECISION ITEM SUMMARY**

Budget Unit	FY 2013	FY 2013	FY 2014	FY 2014	FY 2015	FY 2015	FY 2015	FY 2015
Decision Item	ACTUAL	ACTUAL	BUDGET	BUDGET	DEPT REQ	DEPT REQ	GOV REC	GOV REC
Budget Object Summary	DOLLAR	FTE	DOLLAR	FTE	DOLLAR	FTE	DOLLAR	FTE
Fund	DOLLAR	FTE	DOLLAR	FTE	DOLLAR	FTE	DOLLAR	FTE
<b>NURSING FACILITY FED REIMB AL</b>								
<b>CORE</b>								
<b>PROGRAM-SPECIFIC</b>								
NURSING FACILITY FED REIM ALLW	284,584,398	0.00	301,027,717	0.00	301,027,717	0.00	301,027,717	0.00
TOTAL - PD	284,584,398	0.00	301,027,717	0.00	301,027,717	0.00	301,027,717	0.00
<b>TOTAL</b>	<b>284,584,398</b>	<b>0.00</b>	<b>301,027,717</b>	<b>0.00</b>	<b>301,027,717</b>	<b>0.00</b>	<b>301,027,717</b>	<b>0.00</b>
<b>Long Term Care Rate Increase - 1886020</b>								
<b>PROGRAM-SPECIFIC</b>								
NURSING FACILITY FED REIM ALLW	0	0.00	0	0.00	0	0.00	10,429,340	0.00
TOTAL - PD	0	0.00	0	0.00	0	0.00	10,429,340	0.00
<b>TOTAL</b>	<b>0</b>	<b>0.00</b>	<b>0</b>	<b>0.00</b>	<b>0</b>	<b>0.00</b>	<b>10,429,340</b>	<b>0.00</b>
<b>GRAND TOTAL</b>	<b>\$284,584,398</b>	<b>0.00</b>	<b>\$301,027,717</b>	<b>0.00</b>	<b>\$301,027,717</b>	<b>0.00</b>	<b>\$311,457,057</b>	<b>0.00</b>

**CORE DECISION ITEM**

Department: Social Services  
 Division: MO HealthNet  
 Core: Nursing Facilities Federal Reimbursement Allowance (NFFRA) Payments

Budget Unit: 90567C

**1. CORE FINANCIAL SUMMARY**

	FY 2015 Budget Request			
	GR	Federal	Other	Total
PS				
EE				
PSD			301,027,717	301,027,717
TRF				
<b>Total</b>			<b>301,027,717</b>	<b>301,027,717</b>
FTE				0.00

	FY 2015 Governor's Recommendation			
	GR	Federal	Other	Total
PS				
EE				
PSD			301,027,717	301,027,717
TRF				
<b>Total</b>			<b>301,027,717</b>	<b>301,027,717</b>
FTE				0.00

<b>Est. Fringe</b>	0	0	0	0
--------------------	---	---	---	---

*Note: Fringes budgeted in House Bill 5 except for certain fringes budgeted directly to MoDOT, Highway Patrol, and Conservation.*

<b>Est. Fringe</b>	0	0	0	0
--------------------	---	---	---	---

*Note: Fringes budgeted in House Bill 5 except for certain fringes budgeted directly to MoDOT, Highway Patrol, and Conservation.*

Other Funds: Nursing Facility Federal Reimb Allowance Fund (NFFRA) (0196)

Other Funds: Nursing Facility Federal Reimb Allowance Fund (NFFRA) (0196)

**2. CORE DESCRIPTION**

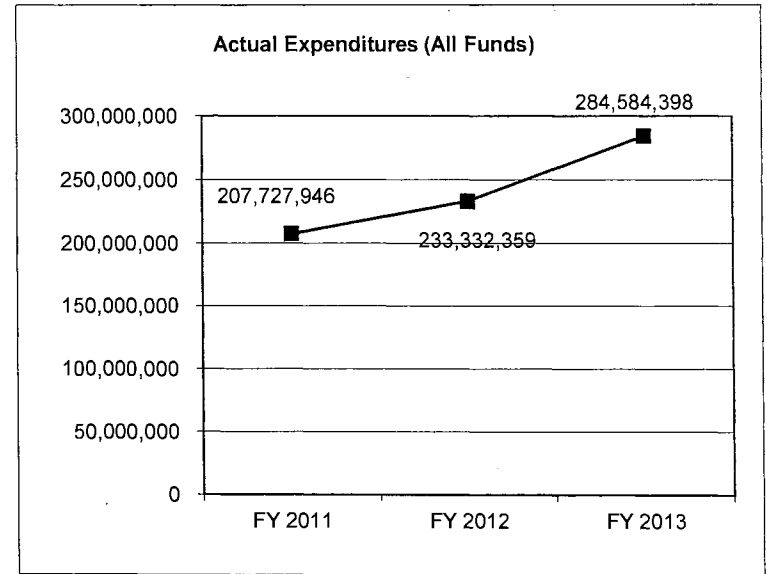
This core request is for ongoing funding for payments for long term care for Title XIX participants. Funds from this core are used to provide enhanced payment rates for improving the quality of patient care using the Nursing Facility Federal Reimbursement Allowance under the Title XIX of the Social Security Act as General Revenue equivalent. Nursing facilities are assessed a provider tax for the privilege of doing business in the state. The assessment is a general revenue equivalent, and when used to make valid Medicaid payments, earns federal dollars. These earnings fund this NFFRA program appropriation.

**3. PROGRAM LISTING (list programs included in this core funding)**

Nursing Facilities Federal Reimbursement Allowance (NFFRA) Program

**4. FINANCIAL HISTORY**

	<b>FY 2011 Actual</b>	<b>FY 2012 Actual</b>	<b>FY 2013 Actual</b>	<b>FY 2014 Current Yr.</b>
Appropriation (All Funds)	235,091,756	235,091,755	301,027,717	301,027,717
Less Reverted (All Funds)	0	0	0	N/A
Budget Authority (All Funds)	235,091,756	235,091,755	301,027,717	N/A
Actual Expenditures (All Funds)	207,727,946	233,332,359	284,584,398	N/A
Unexpended (All Funds)	27,363,810	1,759,396	16,443,319	N/A
Unexpended, by Fund:				
General Revenue	0	0	0	N/A
Federal	0	0	0	N/A
Other	27,363,810	1,759,396	16,443,319	N/A
	<b>(1)</b>	<b>(2)</b>	<b>(3)</b>	



**NOTES:**

- (1)** FY11 Agency reserve of \$8,788,019 in NFFRA fund.
- (2)** FY12 "E" increase due to NFFRA rate increase.
- (3)** FY13 Estimated appropriation or "E" status removed.

#### 4. FINANCIAL HISTORY

Cost Per Eligible - Per Member Per Month (PMPM)					
	Nursing Facility PMPM*	Acute Care PMPM	Total PMPM	Nursing Facility Percentage of Acute	Nursing Facility Percentage of Total
PTD	\$148.18	\$980.77	\$1,753.82	15.11%	8.45%
Seniors	\$768.58	\$330.70	\$1,396.91	232.41%	55.02%
Custodial Parents	\$0.15	\$444.84	\$462.86	0.03%	0.03%
Children*	\$0.00	\$255.89	\$282.16	0.00%	0.00%
Pregnant Women	\$0.01	\$559.30	\$569.72	0.00%	0.00%

Source: Table 23 Medical Statistics for Fiscal Year 2013 (claims paid data). Add-on payments funded from FRA provider tax not included.  
\* CHIP eligibles not included

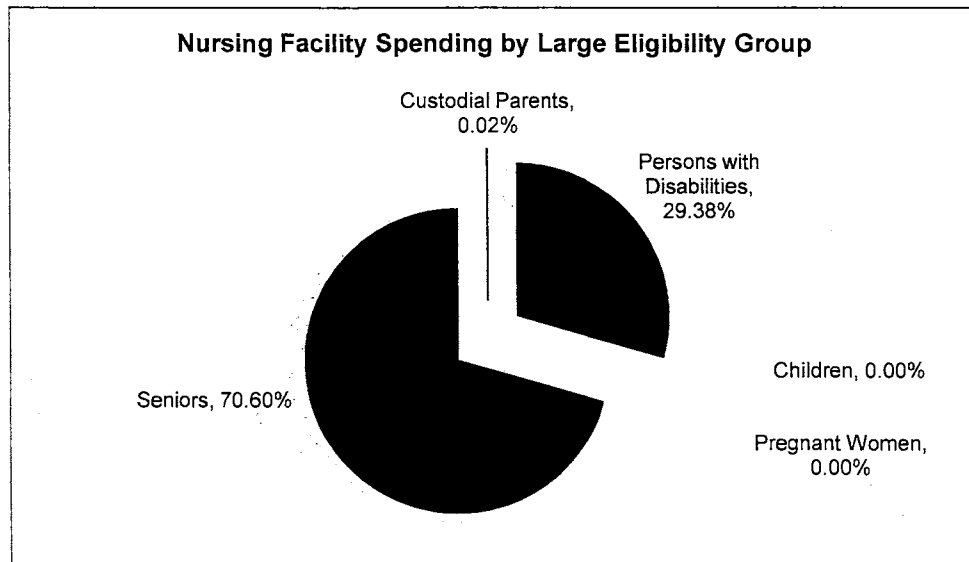
The Cost per Eligible - Per Member Per Month (PMPM) table provides the total PMPM for each large eligibility group. Health care entities use per member per month calculations as a benchmark to monitor, assess, and manage health care costs. The PMPM metric provides MHD management with a high level aggregate spending metric.

PMPM is calculated by dividing costs by the number of eligibles enrolled. Since caseload growth is accounted for when determining PMPM, the PMPM provides management with a better tool than just comparing overall increases in spending.

PMPM by eligibility group and type of service serves as a baseline for management to determine if cost control interventions are working as intended. Monitoring PMPM amounts allow tracking by a population so that a shift in services is reflected in one metric.

The PMPM table reflects the PMPM amounts for nursing facilities, acute care, and total. The acute care PMPM is made up of payments for the following services: inpatient, physician/lab/x-ray, outpatient/clinic, drugs, managed care payments, Medicare co-pay/deductibles and other acute services administered by MHD. It does **not** include nursing facilities, in-home services, mental health services and state institutions. By comparing the nursing facility PMPM to the acute care PMPM, MHD management can monitor the progress of interventions controlled by MHD management.

The Spending by Large Eligibility Group (left) shows the percentage of spending by each eligibility group for nursing facilities. It provides a snapshot of what eligibility groups are receiving nursing facility services as well as the populations impacted by program changes.



Source: Table 23 Medical Statistics for Fiscal Year 2013 (claims paid data).

**CORE RECONCILIATION DETAIL**

STATE

NURSING FACILITY FED REIMB AL

**5. CORE RECONCILIATION DETAIL**

	Budget Class	FTE	GR	Federal	Other	Total	Explanation
<b>TAFP AFTER VETOES</b>							
	PD	0.00	0	0	301,027,717	301,027,717	
	<b>Total</b>	<b>0.00</b>	<b>0</b>	<b>0</b>	<b>301,027,717</b>	<b>301,027,717</b>	
<b>DEPARTMENT CORE REQUEST</b>							
	PD	0.00	0	0	301,027,717	301,027,717	
	<b>Total</b>	<b>0.00</b>	<b>0</b>	<b>0</b>	<b>301,027,717</b>	<b>301,027,717</b>	
<b>GOVERNOR'S RECOMMENDED CORE</b>							
	PD	0.00	0	0	301,027,717	301,027,717	
	<b>Total</b>	<b>0.00</b>	<b>0</b>	<b>0</b>	<b>301,027,717</b>	<b>301,027,717</b>	

**DECISION ITEM DETAIL**

Budget Unit	FY 2013	FY 2013	FY 2014	FY 2014	FY 2015	FY 2015	FY 2015	FY 2015
Decision Item	ACTUAL	ACTUAL	BUDGET	BUDGET	DEPT REQ	DEPT REQ	GOV REC	GOV REC
Budget Object Class	DOLLAR	FTE	DOLLAR	FTE	DOLLAR	FTE	DOLLAR	FTE
<b>NURSING FACILITY FED REIMB AL</b>								
<b>CORE</b>								
PROGRAM DISTRIBUTIONS	284,584,398	0.00	301,027,717	0.00	301,027,717	0.00	301,027,717	0.00
TOTAL - PD	284,584,398	0.00	301,027,717	0.00	301,027,717	0.00	301,027,717	0.00
<b>GRAND TOTAL</b>	<b>\$284,584,398</b>	<b>0.00</b>	<b>\$301,027,717</b>	<b>0.00</b>	<b>\$301,027,717</b>	<b>0.00</b>	<b>\$301,027,717</b>	<b>0.00</b>
GENERAL REVENUE	\$0	0.00	\$0	0.00	\$0	0.00	\$0	0.00
FEDERAL FUNDS	\$0	0.00	\$0	0.00	\$0	0.00	\$0	0.00
OTHER FUNDS	\$284,584,398	0.00	\$301,027,717	0.00	\$301,027,717	0.00	\$301,027,717	0.00



## PROGRAM DESCRIPTION

**Department: Social Services**

**Program Name: Nursing Facilities Federal Reimbursement Allowance (NFFRA) Payments**

**Program is found in the following core budget(s): Nursing Facilities Federal Reimbursement Allowance (NFFRA) Payments**

### 1. What does this program do?

The Nursing Facilities Federal Reimbursement Allowance (NFFRA) program assesses nursing facilities in the state a fee for the privilege of doing business in the state. The funds collected by the state are used to fund the MO HealthNet Nursing Facility program and are used as state match for federal funding. In FY 2013, approximately 519 nursing facilities were assessed, and an average of 503 nursing facilities participated in the MO HealthNet program and received enhanced reimbursement. In FY 2013, NFFRA was \$12.11 per patient occupancy day and funds a portion of the nursing facility per diem reimbursement rate.

In FY 1995, the Nursing Facilities Federal Reimbursement Allowance program was implemented as part of a total restructuring of reimbursement for nursing homes. Reimbursement methodologies were changed to develop a cost component system. The components are patient care, ancillary, administration, and capital. A working capital allowance, incentives and the Nursing Facility Reimbursement Allowance (NFFRA) are also elements of the total reimbursement rate. Patient care includes nursing, medical supplies, activities, social services, and dietary costs. Ancillary services are therapies, barber and beauty shop, laundry, and housekeeping. Administration includes plant operation and administrative costs. Capital costs are reimbursed through a fair rental value methodology. The capital component includes five types of costs: rental value, return, computed interest, borrowing costs and pass-through expenses. Property insurance and real estate and personal property taxes (the pass-through expenses) are the only part of the capital component that is trended. The working capital allowance per diem rate is equal to 1.1 months of the total of the facility's per diem rates for the patient care, ancillary and administration cost components multiplied by the prime rate plus 2%. Incentives are paid to encourage patient care expenditures and cost efficiencies in administration. The patient care incentive is 10% of a facility's patient care per diem up to a maximum of 130% of the patient care median. The ancillary incentive is paid to all facilities whose costs are below the ancillary ceiling. The amount is one-half the difference between certain parameters. The multiple component incentive is allowed for facilities whose patient care and ancillary per diem are between 60 - 80% of total per diem and an additional amount is allowed for facilities with high MO HealthNet utilization.

### 2. What is the authorization for this program, i.e., federal or state statute, etc.? (Include the federal program number, if applicable.)

State statute: RSMo. 198.401; Federal law: Social Security Act Section 1903(w); Federal Regulation: 42 CFR 443, Subpart B

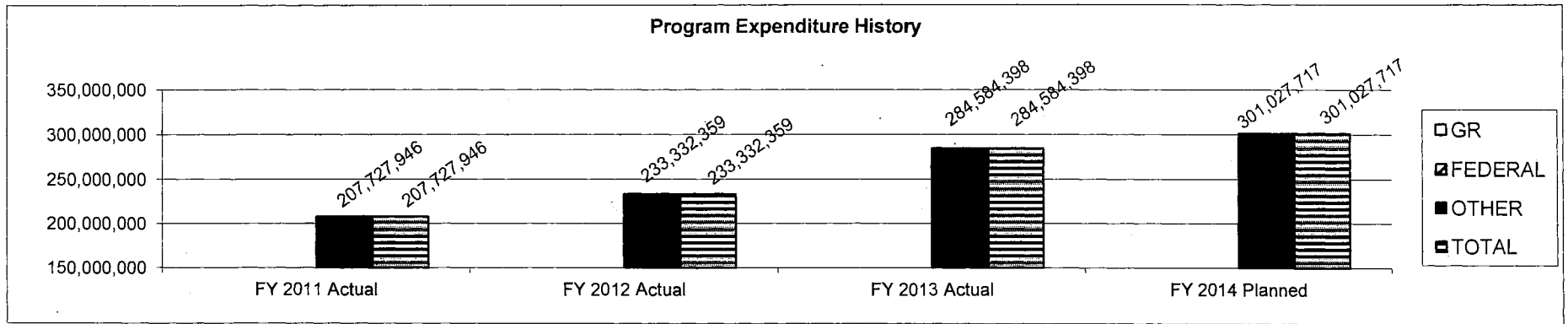
### 3. Are there federal matching requirements? If yes, please explain.

States can earn the federal medical assistance percentage (FMAP) on MO HealthNet program expenditures made in accordance with the approved State Plan. The Social Security Act requires the Secretary of Health and Human Services to calculate and publish the actual FMAP each year. The FMAP is calculated using economic indicators from states and the nation as a whole. Generally, Missouri's FMAP for FY 14 is a blended 61.865% federal match. The state matching requirement is 38.135%. The nursing facility assessments serve as the general revenue equivalent to earn Medicaid federal reimbursement.

### 4. Is this a federally mandated program? If yes, please explain.

No.

**5. Provide actual expenditures for the prior three fiscal years and planned expenditures for the current fiscal year.**

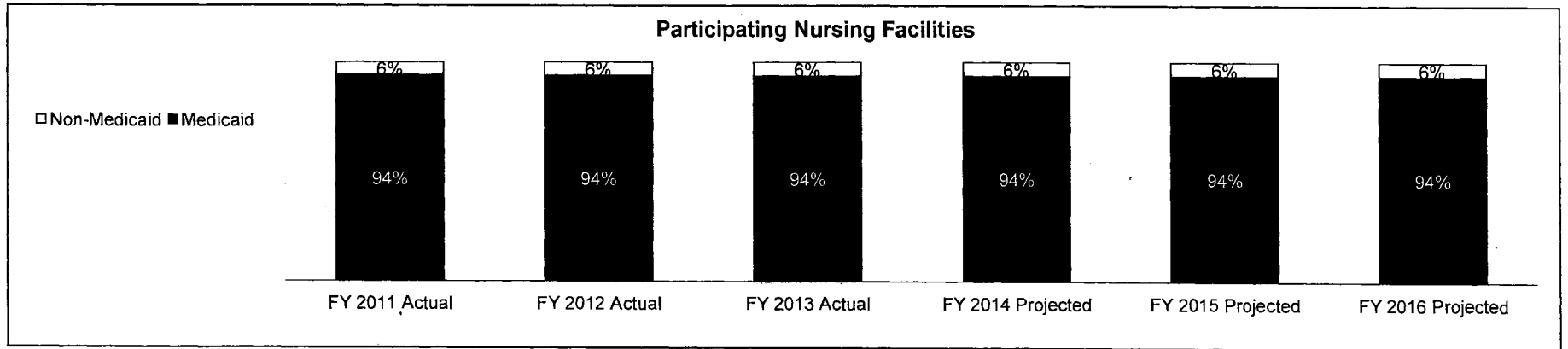


**6. What are the sources of the "Other" funds?**

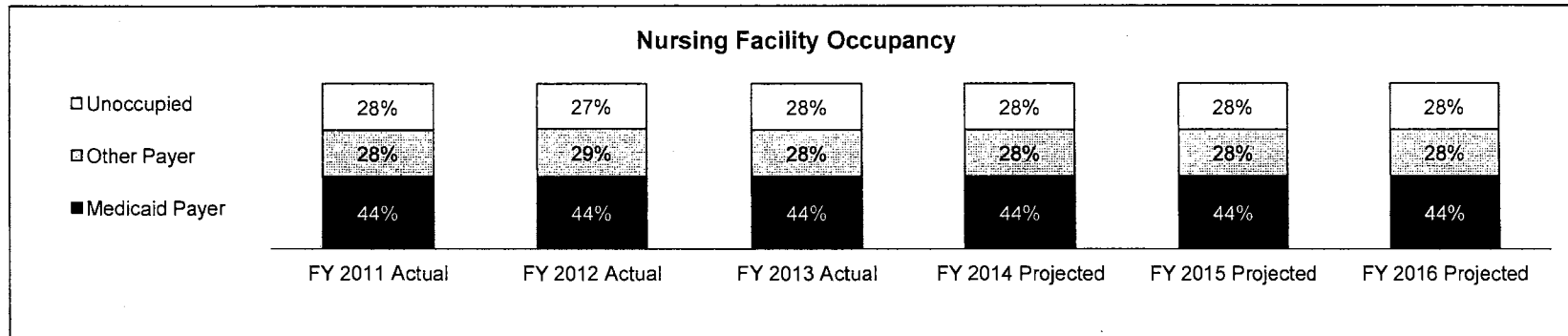
Nursing Facility Federal Reimbursement Allowance Fund (0196)

**7a. Provide an effectiveness measure.**

Provide reimbursement that is sufficient to ensure nursing facilities enroll in the MO HealthNet program. During the past three state fiscal years, over 90% of licensed nursing facilities in the state participated in the MO HealthNet program.

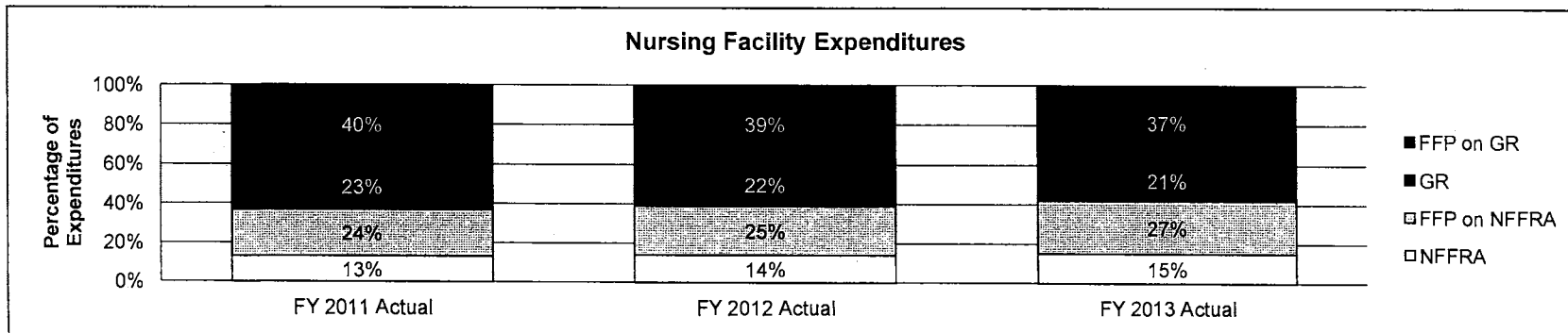


Provide adequate reimbursement to ensure MO HealthNet participants have sufficient access to care. In the past three state fiscal years, at least 27% of nursing facility beds were unoccupied. There are a sufficient number of beds available to care for MO HealthNet participants.



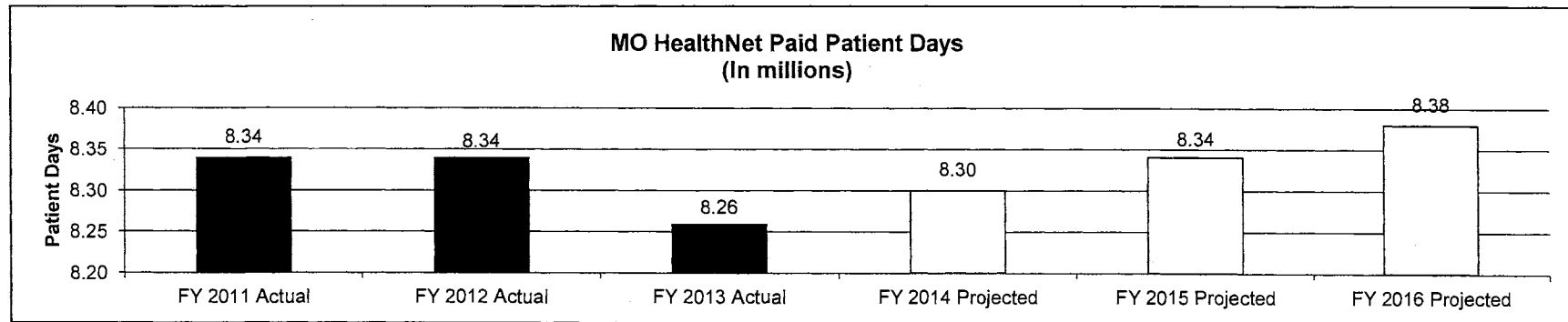
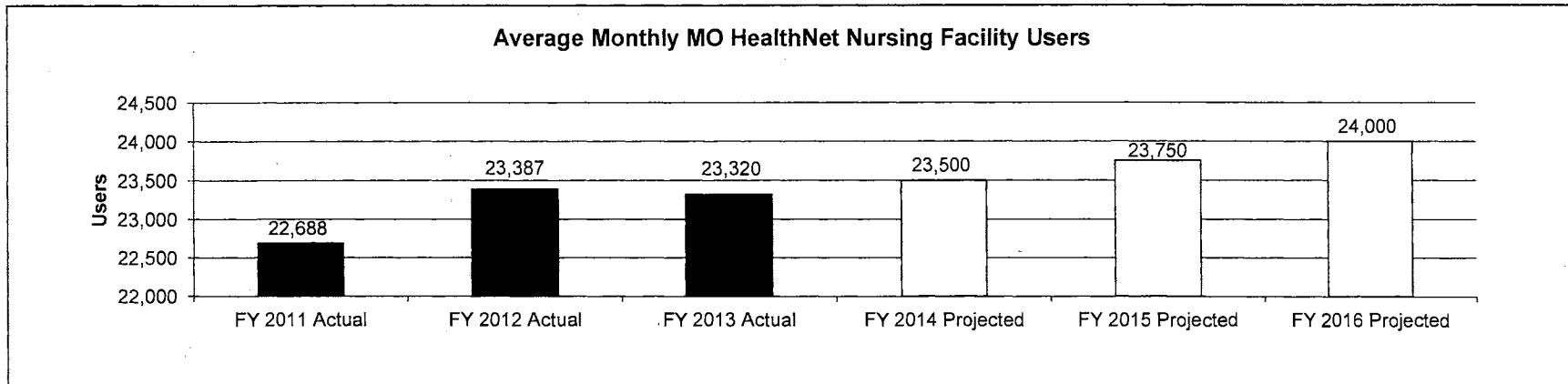
**7b. Provide an efficiency measure.**

Provide funding for the nursing facility program. During the past three state fiscal years, the nursing facility provider tax and the federal matching funds on the assessment provided at least 35% of nursing facility expenditures. NFFRA allows the state to provide enhanced reimbursements to nursing facilities minimizing the need for general revenue.



**7c. Provide the number of clients/individuals served, if applicable.**

Nursing Facility Federal Reimbursement Allowance (NFFRA) payments are made on behalf of MO HealthNet eligibles for long-term care services.



**7d. Provide a customer satisfaction, if applicable.**

N/A

**School District Medicaid  
Claiming**

**School District Medicaid  
Claiming**

**DECISION ITEM SUMMARY**

Budget Unit	FY 2013	FY 2013	FY 2014	FY 2014	FY 2015	FY 2015	FY 2015	FY 2015
Decision Item	ACTUAL	ACTUAL	BUDGET	BUDGET	DEPT REQ	DEPT REQ	GOV REC	GOV REC
Budget Object Summary	DOLLAR	FTE	DOLLAR	FTE	DOLLAR	FTE	DOLLAR	FTE
Fund								
<b>SCHOOL DISTRICT CLAIMING</b>								
<b>CORE</b>								
<b>PROGRAM-SPECIFIC</b>								
GENERAL REVENUE	69,954	0.00	69,954	0.00	69,954	0.00	69,954	0.00
TITLE XIX-FEDERAL AND OTHER	19,553,029	0.00	54,653,770	0.00	54,653,770	0.00	54,653,770	0.00
TOTAL - PD	19,622,983	0.00	54,723,724	0.00	54,723,724	0.00	54,723,724	0.00
<b>TOTAL</b>	<b>19,622,983</b>	<b>0.00</b>	<b>54,723,724</b>	<b>0.00</b>	<b>54,723,724</b>	<b>0.00</b>	<b>54,723,724</b>	<b>0.00</b>
<b>GRAND TOTAL</b>	<b>\$19,622,983</b>	<b>0.00</b>	<b>\$54,723,724</b>	<b>0.00</b>	<b>\$54,723,724</b>	<b>0.00</b>	<b>\$54,723,724</b>	<b>0.00</b>

**CORE DECISION ITEM**

Department: Social Services  
 Division: MO HealthNet  
 Core: School District Medicaid Claiming

Budget Unit: 90569C

**1. CORE FINANCIAL SUMMARY**

	FY 2015 Budget Request					FY 2015 Governor's Recommendation			
	GR	Federal	Other	Total		GR	Federal	Other	Total
PS					PS				
EE					EE				
PSD	69,954	54,653,770		54,723,724	PSD	69,954	54,653,770		54,723,724
TRF					TRF				
<b>Total</b>	<b>69,954</b>	<b>54,653,770</b>		<b>54,723,724</b>	<b>Total</b>	<b>69,954</b>	<b>54,653,770</b>		<b>54,723,724</b>
FTE				0.00	FTE				0.00

<b>Est. Fringe</b>	0	0	0	0
<i>Note: Fringes budgeted in House Bill 5 except for certain fringes budgeted directly to MoDOT, Highway Patrol, and Conservation.</i>				

<b>Est. Fringe</b>	0	0	0	0
<i>Note: Fringes budgeted in House Bill 5 except for certain fringes budgeted directly to MoDOT, Highway Patrol, and Conservation.</i>				

Other Funds:

Other Funds:

**2. CORE DESCRIPTION**

This core request is for the ongoing funding for payments for school-based administrative and school-based EPSDT services.

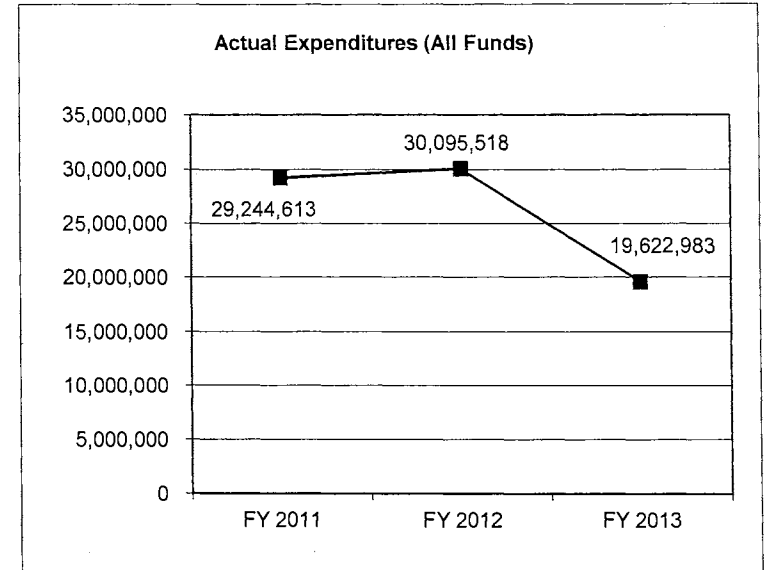
The purpose of the services provided by the school is to ensure a comprehensive, preventative health care program for MO HealthNet eligible children. The program provides early and periodic (EPSDT) medical/dental screenings, diagnosis and treatment to correct or improve defects and chronic conditions found during the screenings.

**3. PROGRAM LISTING (list programs included in this core funding)**

School-based administrative and school-based EPSDT services.

**4. FINANCIAL HISTORY**

	FY 2011 Actual	FY 2012 Actual	FY 2013 Actual	FY 2014 Current Yr.
Appropriation (All Funds)	33,369,908	54,723,724	54,653,770	54,723,724
Less Reverted (All Funds)	0	0	0	N/A
Budget Authority (All Funds)	33,369,908	54,723,724	54,653,770	N/A
Actual Expenditures (All Funds)	29,244,613	30,095,518	19,622,983	N/A
Unexpended (All Funds)	4,125,295	24,628,206	35,030,787	N/A
Unexpended, by Fund:				
General Revenue	0	0	0	N/A
Federal	4,125,295	24,628,206	35,030,787	N/A
Other	0	0	0	N/A
	(1)	(2)	(3)	



Reverted includes Governor's standard 3 percent reserve (when applicable) and any extraordinary expenditure restrictions.

**NOTES:**

(1) FY11 Expenditures of \$65,410 were paid from the Supplemental Pool.

(2) FY12 Expenditures of \$27,646 were paid from the Supplemental Pool.

(3) FY13 Estimated appropriation or "E" status removed and expenditures of \$28,260 were paid from the Supplemental Pool.



**CORE RECONCILIATION DETAIL**

STATE

SCHOOL DISTRICT CLAIMING

**5. CORE RECONCILIATION DETAIL**

	Budget Class	FTE	GR	Federal	Other	Total	Explanation
<b>TAFP AFTER VETOES</b>							
	PD	0.00	69,954	54,653,770	0	54,723,724	
	<b>Total</b>	<b>0.00</b>	<b>69,954</b>	<b>54,653,770</b>	<b>0</b>	<b>54,723,724</b>	
<b>DEPARTMENT CORE REQUEST</b>							
	PD	0.00	69,954	54,653,770	0	54,723,724	
	<b>Total</b>	<b>0.00</b>	<b>69,954</b>	<b>54,653,770</b>	<b>0</b>	<b>54,723,724</b>	
<b>GOVERNOR'S RECOMMENDED CORE</b>							
	PD	0.00	69,954	54,653,770	0	54,723,724	
	<b>Total</b>	<b>0.00</b>	<b>69,954</b>	<b>54,653,770</b>	<b>0</b>	<b>54,723,724</b>	

**DECISION ITEM DETAIL**

Budget Unit	FY 2013	FY 2013	FY 2014	FY 2014	FY 2015	FY 2015	FY 2015	FY 2015
Decision Item	ACTUAL	ACTUAL	BUDGET	BUDGET	DEPT REQ	DEPT REQ	GOV REC	GOV REC
Budget Object Class	DOLLAR	FTE	DOLLAR	FTE	DOLLAR	FTE	DOLLAR	FTE
<b>SCHOOL DISTRICT CLAIMING</b>								
<b>CORE</b>								
PROGRAM DISTRIBUTIONS	19,622,983	0.00	54,723,724	0.00	54,723,724	0.00	54,723,724	0.00
TOTAL - PD	19,622,983	0.00	54,723,724	0.00	54,723,724	0.00	54,723,724	0.00
<b>GRAND TOTAL</b>	<b>\$19,622,983</b>	<b>0.00</b>	<b>\$54,723,724</b>	<b>0.00</b>	<b>\$54,723,724</b>	<b>0.00</b>	<b>\$54,723,724</b>	<b>0.00</b>
GENERAL REVENUE	\$69,954	0.00	\$69,954	0.00	\$69,954	0.00	\$69,954	0.00
FEDERAL FUNDS	\$19,553,029	0.00	\$54,653,770	0.00	\$54,653,770	0.00	\$54,653,770	0.00
OTHER FUNDS	\$0	0.00	\$0	0.00	\$0	0.00	\$0	0.00

## PROGRAM DESCRIPTION

**Department: Social Services**

**Program Name: School Districts Medicaid Claiming**

**Program is found in the following core budget(s): School Districts Medicaid Claiming**

### 1. What does this program do?

This core appropriation provides funding for payment for school district administration claiming and school-based EPSDT services consisting of physical, occupational, and speech therapy services, audiology, personal care, private duty nursing, and psychology counseling services identified in an Individualized Education Plan (IEP) for school age children. An interagency agreement is in place between the MO HealthNet Division and participating school districts for administrative claiming. For school based direct services, each school district enrolls with MO HealthNet to provide the most efficient administration of the school-based EPSDT services for children within the school system. The provision of school-based EPSDT services by school districts expands MO HealthNet EPSDT services and has been determined to be an effective method of coordinating services and improving care. The federal share of expenditures for these services provided by DESE school districts are being paid through this appropriation.

### 2. What is the authorization for this program, i.e., federal or state statute, etc.? (Include the federal program number, if applicable.)

42 CFR 441.50 and 441.55-441.60

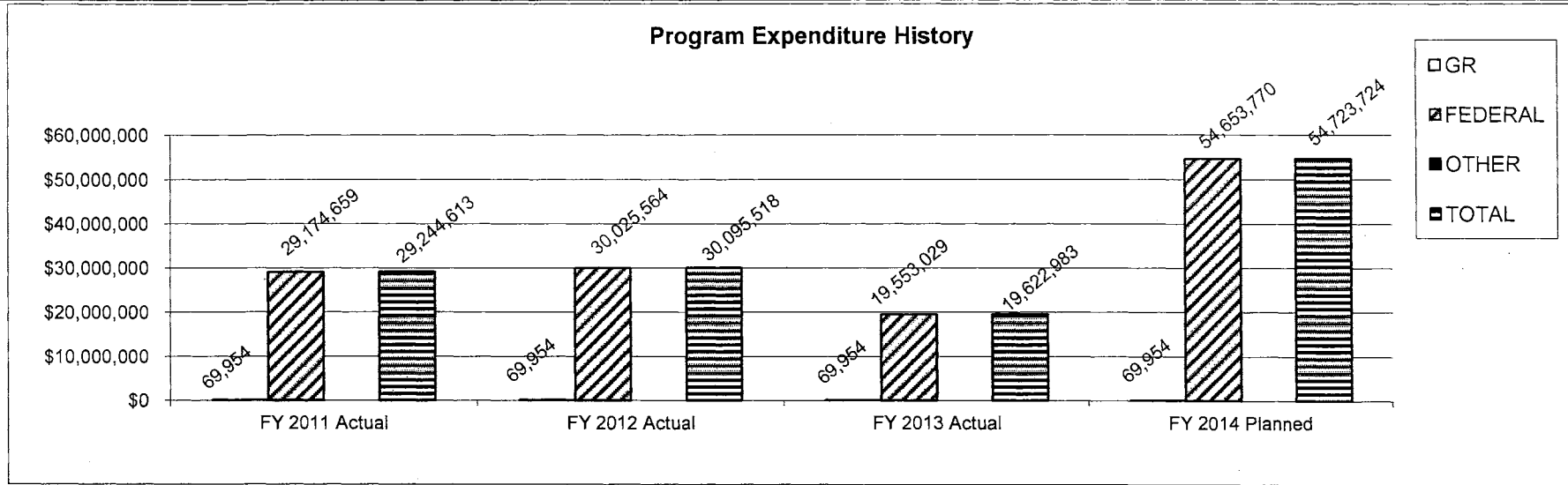
### 3. Are there federal matching requirements? If yes, please explain.

Medicaid allowable services provided by school districts receive a federal medical assistance percentage (FMAP) on expenditures. Administrative expenditures earn a 50% federal match and the state matching requirement is 50%. Direct services earn Missouri's FMAP. Generally, Missouri's FMAP for FY 14 is a blended 61.865% federal match rate. The state matching requirement is 38.135%.

### 4. Is this a federally mandated program? If yes, please explain.

No

**5. Provide actual expenditures for the prior three fiscal years and planned expenditures for the current fiscal year.**



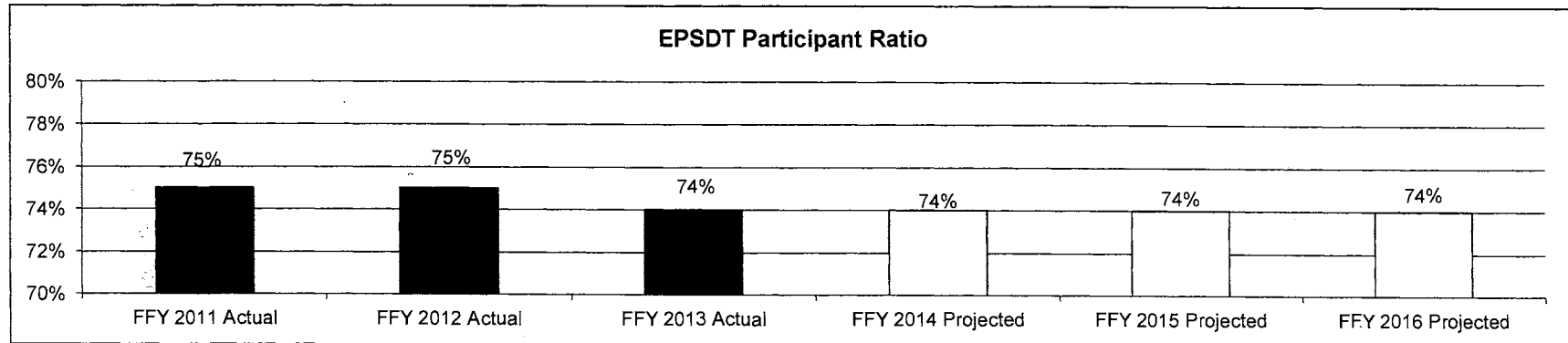
FY 12 actual expenditures do not reflect \$27,646 paid from supplemental pool.

**6. What are the sources of the "Other " funds?**

N/A

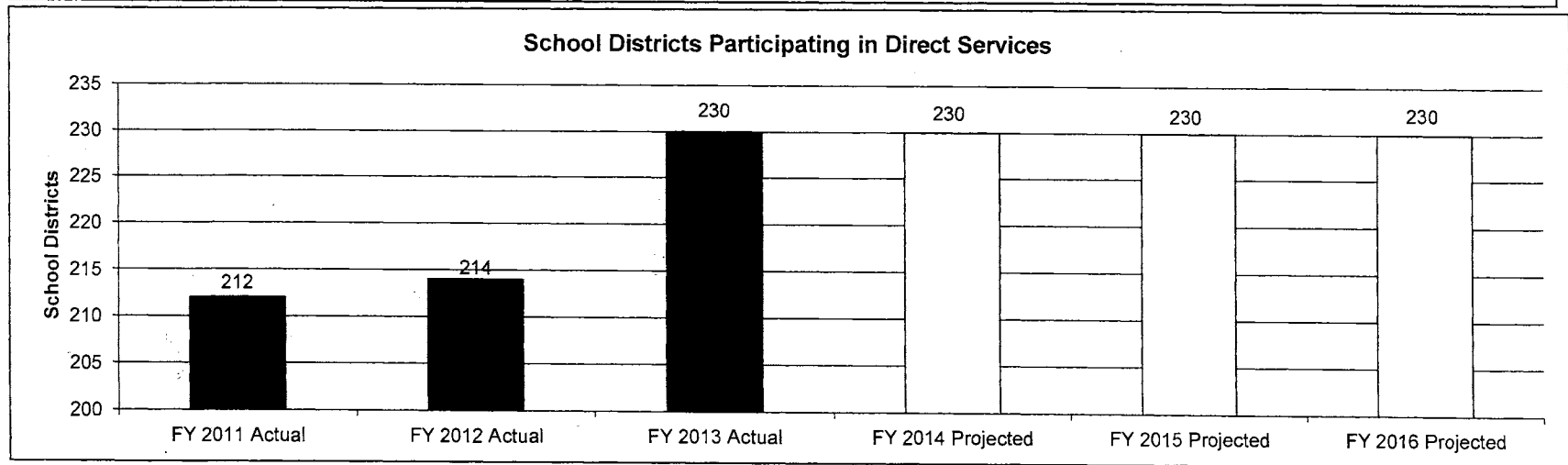
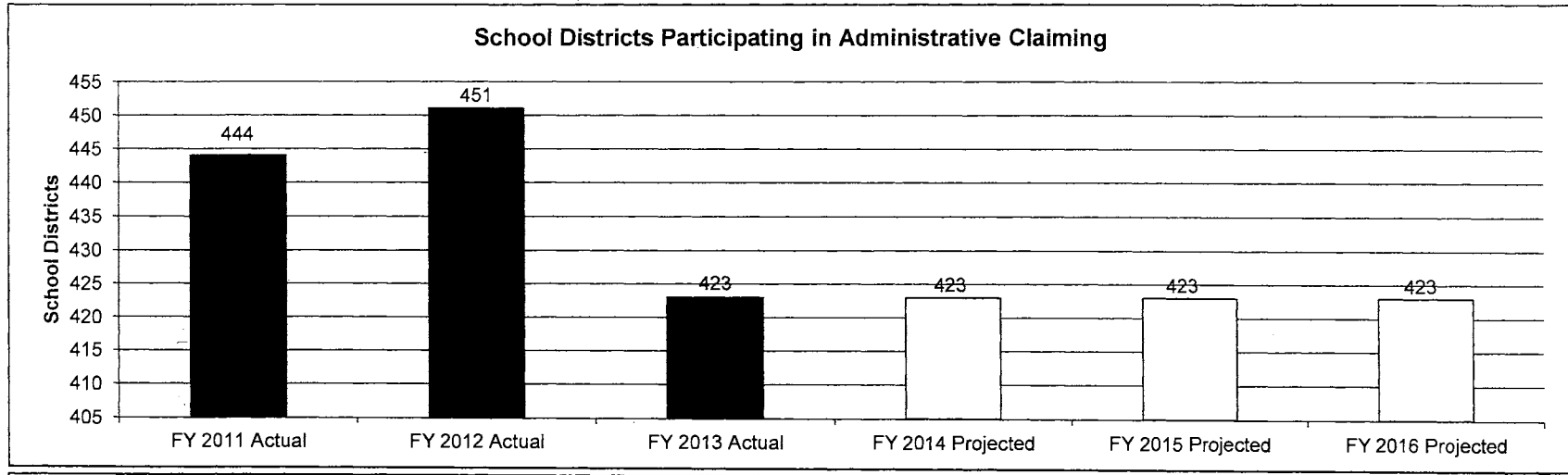
**7a. Provide an effectiveness measure.**

Increase the provision of medically necessary services to MO HealthNet eligible children as provided through EPSDT by 42 CFR 441 Subpart B. The EPSDT participant ratio decreased from FFY 2012 to FFY 2013. The rate for FFY13 is 74%.



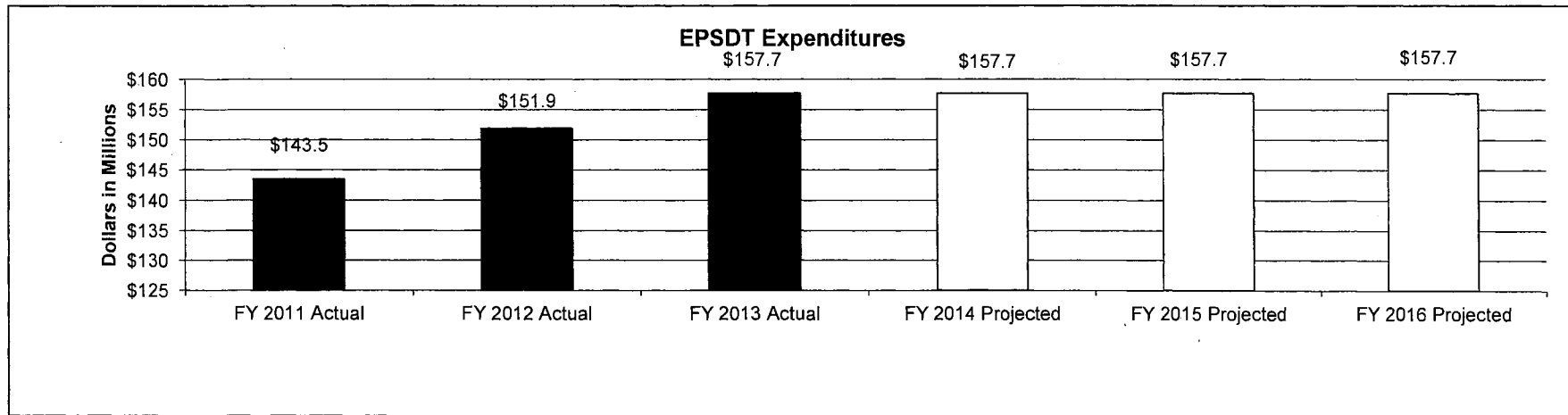
Based on federal fiscal year in which report was submitted to CMS.

Increase the number of schools participating in administrative claiming and school based services. In SFY 2013 there were 423 schools participating in administrative claiming which is a decrease of 28 schools. In SFY 2013, there were 230 school districts participating in school based services which is an increase of 16 schools. Any school district in the state may participate.

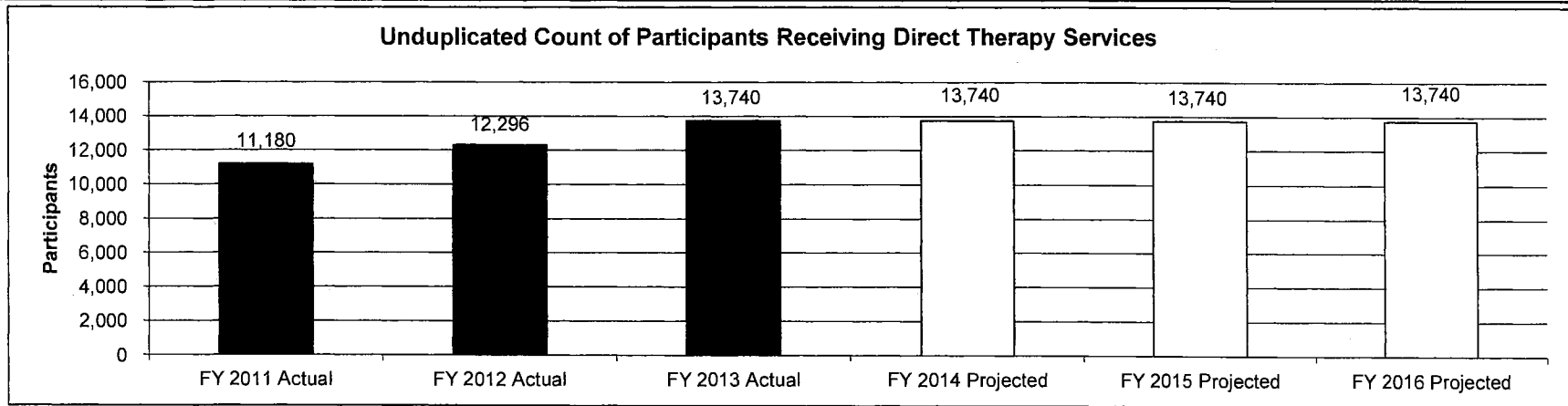


**7b. Provide an efficiency measure.**

Increase the EPSDT participant ratio while maximizing federal claiming opportunities to benefit local school districts. In SFY 2013, EPSDT expenditures increased approximately 3.82% from SFY 2012 while the EPSDT participant ratio decreased 1% in FFY 2013. SFY13 EPSDT expenditures are \$157.7 million.



**7c. Provide the number of clients/individuals served, if applicable.**



**7d. Provide a customer satisfaction measure, if available.**

N/A



**DECISION ITEM SUMMARY**

Budget Unit	FY 2013	FY 2013	FY 2014	FY 2014	FY 2015	FY 2015	FY 2015	FY 2015
Decision Item	ACTUAL	ACTUAL	BUDGET	BUDGET	DEPT REQ	DEPT REQ	GOV REC	GOV REC
Budget Object Summary	DOLLAR	FTE	DOLLAR	FTE	DOLLAR	FTE	DOLLAR	FTE
Fund								
<b>BLIND PENSION MEDICAL BENEFITS</b>								
<b>CORE</b>								
PROGRAM-SPECIFIC								
GENERAL REVENUE	0	0.00	0	0.00	0	0.00	4,580,479	0.00
MO SENIOR SRVC PROTECTION FUND	0	0.00	21,489,941	0.00	0	0.00	0	0.00
BLIND PENSION PREMIUM	0	0.00	3,632,576	0.00	0	0.00	0	0.00
TOTAL - PD	0	0.00	25,122,517	0.00	0	0.00	4,580,479	0.00
<b>TOTAL</b>	<b>0</b>	<b>0.00</b>	<b>25,122,517</b>	<b>0.00</b>	<b>0</b>	<b>0.00</b>	<b>4,580,479</b>	<b>0.00</b>
<b>MHD Cost to Continue - 1886008</b>								
PROGRAM-SPECIFIC								
GENERAL REVENUE	0	0.00	0	0.00	6,446,982	0.00	0	0.00
TOTAL - PD	0	0.00	0	0.00	6,446,982	0.00	0	0.00
<b>TOTAL</b>	<b>0</b>	<b>0.00</b>	<b>0</b>	<b>0.00</b>	<b>6,446,982</b>	<b>0.00</b>	<b>0</b>	<b>0.00</b>
<b>MHD GR Pickup - 1886002</b>								
PROGRAM-SPECIFIC								
GENERAL REVENUE	0	0.00	0	0.00	25,122,517	0.00	25,122,517	0.00
TOTAL - PD	0	0.00	0	0.00	25,122,517	0.00	25,122,517	0.00
<b>TOTAL</b>	<b>0</b>	<b>0.00</b>	<b>0</b>	<b>0.00</b>	<b>25,122,517</b>	<b>0.00</b>	<b>25,122,517</b>	<b>0.00</b>
<b>Pharmacy PMPM Increase - 1886010</b>								
PROGRAM-SPECIFIC								
GENERAL REVENUE	0	0.00	0	0.00	458,176	0.00	0	0.00
TOTAL - PD	0	0.00	0	0.00	458,176	0.00	0	0.00
<b>TOTAL</b>	<b>0</b>	<b>0.00</b>	<b>0</b>	<b>0.00</b>	<b>458,176</b>	<b>0.00</b>	<b>0</b>	<b>0.00</b>



**DECISION ITEM SUMMARY**

Budget Unit	FY 2013	FY 2013	FY 2014	FY 2014	FY 2015	FY 2015	FY 2015	FY 2015
Decision Item	ACTUAL	ACTUAL	BUDGET	BUDGET	DEPT REQ	DEPT REQ	GOV REC	GOV REC
Budget Object Summary	DOLLAR	FTE	DOLLAR	FTE	DOLLAR	FTE	DOLLAR	FTE
Fund	DOLLAR	FTE	DOLLAR	FTE	DOLLAR	FTE	DOLLAR	FTE
<b>BLIND PENSION MEDICAL BENEFITS</b>								
Medicaid expansion - 1886019								
PROGRAM-SPECIFIC								
GENERAL REVENUE	0	0.00	0	0.00	0	0.00	(559,770)	0.00
TOTAL - PD	0	0.00	0	0.00	0	0.00	(559,770)	0.00
TOTAL	0	0.00	0	0.00	0	0.00	(559,770)	0.00
<b>GRAND TOTAL</b>	<b>\$0</b>	<b>0.00</b>	<b>\$25,122,517</b>	<b>0.00</b>	<b>\$32,027,675</b>	<b>0.00</b>	<b>\$29,143,226</b>	<b>0.00</b>

**CORE DECISION ITEM**

Department: Social Services  
 Division: MO HealthNet  
 Core: Blind Pension Medical

Budget Unit: 90165C

**1. CORE FINANCIAL SUMMARY**

	FY 2015 Budget Request			
	GR	Federal	Other	Total
PS				
EE				
PSD				
TRF				
<b>Total</b>	<b>0</b>		<b>0</b>	<b>0</b>
<b>FTE</b>				<b>0.00</b>

<b>Est. Fringe</b>	0	0	0	0
--------------------	---	---	---	---

*Note: Fringes budgeted in House Bill 5 except for certain fringes budgeted directly to MoDOT, Highway Patrol, and Conservation.*

Other Funds:

	FY 2015 Governor's Recommendation			
	GR	Federal	Other	Total
PS				
EE				
PSD	4,580,479			4,580,479
TRF				
<b>Total</b>	<b>4,580,479</b>			<b>4,580,479</b>
<b>FTE</b>				<b>0.00</b>

<b>Est. Fringe</b>	0	0	0	0
--------------------	---	---	---	---

*Note: Fringes budgeted in House Bill 5 except for certain fringes budgeted directly to MoDOT, Highway Patrol, and Conservation.*

Other Funds:

**2. CORE DESCRIPTION**

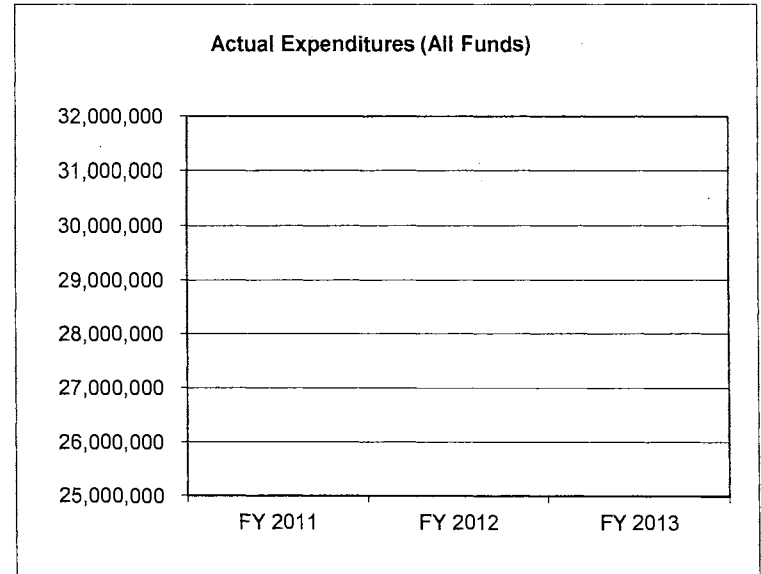
This core funds a state only health care benefit for Blind Pension participants who do not qualify for Title XIX Medicaid. The FY 2014 core was funded with one-time funding. There is a new decision item to continue funding this program.

**3. PROGRAM LISTING (list programs included in this core funding)**

Blind Pension Medical

**4. FINANCIAL HISTORY**

	FY 2011 Actual	FY 2012 Actual	FY 2013 Actual	FY 2014 Current Yr.
Appropriation (All Funds)				25,122,517
Less Reverted (All Funds)				N/A
Budget Authority (All Funds)	0	0	0	N/A
Actual Expenditures (All Funds)				N/A
Unexpended (All Funds)	0	0	0	N/A
Unexpended, by Fund:				
General Revenue				N/A
Federal				N/A
Other				N/A
		(1)	(2)	



Reverted includes Governor's standard 3 percent reserve (when applicable) and any extraordinary expenditure restrictions.

**NOTES:**

(1) FY10 -FY12 This section resided in State Medical.

(2) FY13 Blind Pension Medical was located in the Family Service Division.

**CORE RECONCILIATION DETAIL**

STATE

**BLIND PENSION MEDICAL BENEFITS**

**5. CORE RECONCILIATION DETAIL**

		Budget Class	FTE	GR	Federal	Other	Total	Explanation
<b>TAFP AFTER VETOES</b>								
		PD	0.00	0	0	25,122,517	25,122,517	
		<b>Total</b>	<b>0.00</b>	<b>0</b>	<b>0</b>	<b>25,122,517</b>	<b>25,122,517</b>	
<b>DEPARTMENT CORE ADJUSTMENTS</b>								
1x Expenditures	596 8715	PD	0.00	0	0	(21,489,941)	(21,489,941)	Core reduction of one-time funding from the Missouri Senior Services Protection Fund and the Blind Pension Premium Fund.
1x Expenditures	596 8453	PD	0.00	0	0	(3,632,576)	(3,632,576)	Core reduction of one-time funding from the Missouri Senior Services Protection Fund and the Blind Pension Premium Fund.
<b>NET DEPARTMENT CHANGES</b>			<b>0.00</b>	<b>0</b>	<b>0</b>	<b>(25,122,517)</b>	<b>(25,122,517)</b>	
<b>DEPARTMENT CORE REQUEST</b>								
		PD	0.00	0	0	0	0	
		<b>Total</b>	<b>0.00</b>	<b>0</b>	<b>0</b>	<b>0</b>	<b>0</b>	
<b>GOVERNOR'S ADDITIONAL CORE ADJUSTMENTS</b>								
Core Reallocation	1987 8416	PD	0.00	4,580,479	0	0	4,580,479	
<b>NET GOVERNOR CHANGES</b>			<b>0.00</b>	<b>4,580,479</b>	<b>0</b>	<b>0</b>	<b>4,580,479</b>	
<b>GOVERNOR'S RECOMMENDED CORE</b>								
		PD	0.00	4,580,479	0	0	4,580,479	
		<b>Total</b>	<b>0.00</b>	<b>4,580,479</b>	<b>0</b>	<b>0</b>	<b>4,580,479</b>	

**DECISION ITEM DETAIL**

Budget Unit	FY 2013	FY 2013	FY 2014	FY 2014	FY 2015	FY 2015	FY 2015	FY 2015
Decision Item	ACTUAL	ACTUAL	BUDGET	BUDGET	DEPT REQ	DEPT REQ	GOV REC	GOV REC
Budget Object Class	DOLLAR	FTE	DOLLAR	FTE	DOLLAR	FTE	DOLLAR	FTE
<b>BLIND PENSION MEDICAL BENEFITS</b>								
<b>CORE</b>								
PROGRAM DISTRIBUTIONS	0	0.00	25,122,517	0.00	0	0.00	4,580,479	0.00
TOTAL - PD	0	0.00	25,122,517	0.00	0	0.00	4,580,479	0.00
<b>GRAND TOTAL</b>	<b>\$0</b>	<b>0.00</b>	<b>\$25,122,517</b>	<b>0.00</b>	<b>\$0</b>	<b>0.00</b>	<b>\$4,580,479</b>	<b>0.00</b>
GENERAL REVENUE	\$0	0.00	\$0	0.00	\$0	0.00	\$4,580,479	0.00
FEDERAL FUNDS	\$0	0.00	\$0	0.00	\$0	0.00	\$0	0.00
OTHER FUNDS	\$0	0.00	\$25,122,517	0.00	\$0	0.00	\$0	0.00

## PROGRAM DESCRIPTION

Department: Social Services

Program Name: Blind Pension Medical

Program is found in the following core budget(s): Blind Pension Medical

### 1. What does this program do?

The Blind Pension Medical program provides a state only funded health care benefit for Blind Pension participants who do not qualify for Title XIX Medicaid. Recipients of the Blind Pension Medical program qualify for the Blind Pension benefit provided for in law (ref. Missouri Constitution, Article III, Section 38 (b)). Eligibility requirements for the program follow:

- 18 years of age or older;
- Lives in Missouri and intends to remain;
- United States citizen or eligible non-citizen;
- Has not given away, sold, or transferred real or personal property in order to be eligible for Blind Pension;
- Single, or married and living with spouse, and does not own real or personal property worth more than \$20,000. In determining the value of the property, the following is not considered: the home in which the blind person lives, clothing, furniture, household equipment, personal jewelry, or any property used directly by the blind person in earning a living.
- Is of good moral character;
- Has no sighted spouse living in Missouri who can provide support;
- Does not publicly solicit alms;
- Is determined to be totally blind as defined by law (up to 5/200 or visual field of less than 5 degrees);
- Is willing to have a medical treatment or an operation to cure their blindness, unless they are 75 years old or older;
- Is not a resident of a public, private, or endowed institution except a public medical institution;
- Is found to be ineligible for Supplemental Aid to the Blind; and
- Is found ineligible to receive federal Supplemental Security Income benefits.
- **NOTE:** There is no income test for Blind Pension.

### 2. What is the authorization for this program, i.e., federal or state statute, etc.? (Include the federal program number, if applicable.)

State statute: RSMo. 208.151, 208.152


### 3. Are there federal matching requirements? If yes, please explain.

No.

### 4. Is this a federally mandated program? If yes, please explain.

No.

**5. Provide actual expenditures for the prior three fiscal years and planned expenditures for the current fiscal year.**



**6. What are the sources of the "Other" funds?**

Pharmacy Federal Reimbursement Allowance Fund (0144); Missouri Senior Services Protection Fund (0425); Blind Pension Healthcare(0726); Blind Pension Premium (0725).

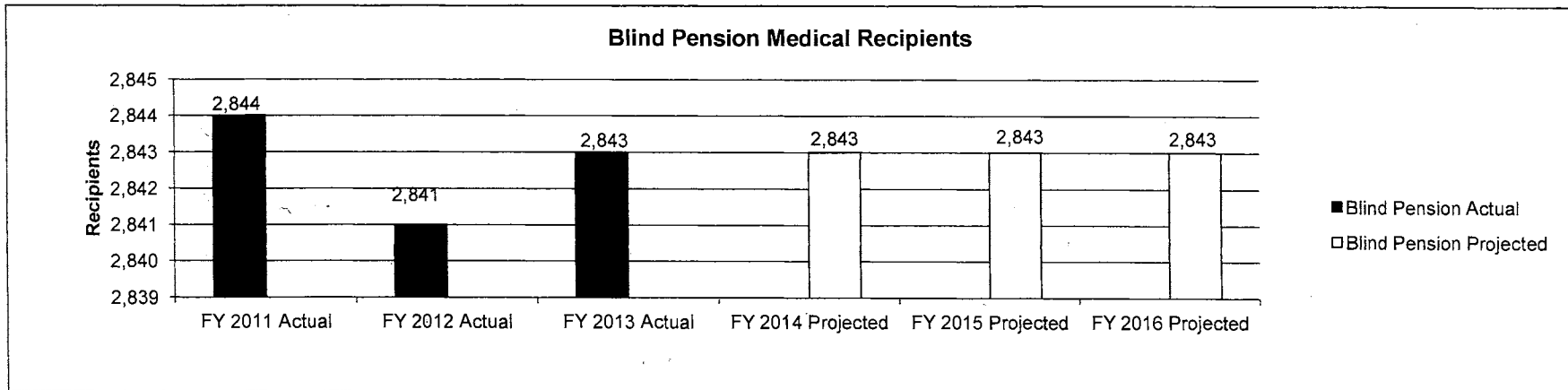
**7a. Provide an effectiveness measure.**

This appropriation represents a group of eligibles and not just one program. Effectiveness measures for the Blind Pension Medical appropriation are incorporated into fee-for-service program sections.

**7b. Provide an efficiency measure.**

This appropriation represents a group of eligibles and not just one program. Effectiveness measures for the Blind Pension Medical appropriation are incorporated into fee-for-service program sections.

**7c. Provide the number of clients/individuals served, if applicable.**



**7d. Provide a customer satisfaction measure, if available.**

N/A

MO Healthnet  
Supplemental Pool



**DECISION ITEM SUMMARY**

Budget Unit	FY 2013	FY 2013	FY 2014	FY 2014	FY 2015	FY 2015	FY 2015	FY 2015
Decision Item	ACTUAL	ACTUAL	BUDGET	BUDGET	DEPT REQ	DEPT REQ	GOV REC	GOV REC
Budget Object Summary	DOLLAR	FTE	DOLLAR	FTE	DOLLAR	FTE	DOLLAR	FTE
Fund	DOLLAR	FTE	DOLLAR	FTE	DOLLAR	FTE	DOLLAR	FTE
<b>MO HLTHNET SUPP POOL</b>								
<b>CORE</b>								
<b>EXPENSE &amp; EQUIPMENT</b>								
TITLE XIX-FEDERAL AND OTHER	34,488	0.00	1,555,525	0.00	1,555,525	0.00	1,555,525	0.00
THIRD PARTY LIABILITY COLLECT	91,707	0.00	1,292,625	0.00	1,292,625	0.00	1,292,625	0.00
<b>TOTAL - EE</b>	<b>126,195</b>	<b>0.00</b>	<b>2,848,150</b>	<b>0.00</b>	<b>2,848,150</b>	<b>0.00</b>	<b>2,848,150</b>	<b>0.00</b>
<b>PROGRAM-SPECIFIC</b>								
DEPT MENTAL HEALTH	2,235,856	0.00	0	0.00	0	0.00	0	0.00
TITLE XIX-FEDERAL AND OTHER	17,989,604	0.00	22,551,961	0.00	22,551,961	0.00	22,551,961	0.00
THIRD PARTY LIABILITY COLLECT	7,288,482	0.00	6,278,531	0.00	6,278,531	0.00	6,278,531	0.00
NURSING FACILITY FED REIM ALLW	181,500	0.00	181,500	0.00	181,500	0.00	181,500	0.00
PREMIUM	3,837,940	0.00	3,837,940	0.00	3,837,940	0.00	3,837,940	0.00
<b>TOTAL - PD</b>	<b>31,533,382</b>	<b>0.00</b>	<b>32,849,932</b>	<b>0.00</b>	<b>32,849,932</b>	<b>0.00</b>	<b>32,849,932</b>	<b>0.00</b>
<b>TOTAL</b>	<b>31,659,577</b>	<b>0.00</b>	<b>35,698,082</b>	<b>0.00</b>	<b>35,698,082</b>	<b>0.00</b>	<b>35,698,082</b>	<b>0.00</b>
<b>GRAND TOTAL</b>	<b>\$31,659,577</b>	<b>0.00</b>	<b>\$35,698,082</b>	<b>0.00</b>	<b>\$35,698,082</b>	<b>0.00</b>	<b>\$35,698,082</b>	<b>0.00</b>

**CORE DECISION ITEM**

Department: Social Services  
 Division: MO HealthNet  
 Core: MO HealthNet Supplemental Pool

Budget Unit: 90582C

**1. CORE FINANCIAL SUMMARY**

	FY 2015 Budget Request			
	GR	Federal	Other	Total
PS				
EE		1,555,525	1,292,625	2,848,150
PSD		22,551,961	10,297,971	32,849,932
TRF				
<b>Total</b>		<b>24,107,486</b>	<b>11,590,596</b>	<b>35,698,082</b>

FTE 0.00

<i>Est. Fringe</i>	0	0	0	0
--------------------	---	---	---	---

*Note: Fringes budgeted in House Bill 5 except for certain fringes budgeted directly to MoDOT, Highway Patrol, and Conservation.*

Other Funds: Premium Fund (0885)  
 Third Party Liability Collections (TPL) (0120)  
 Nursing Facility Federal Reimbursement Allowance (NFRA) (0196)

	FY 2015 Governor's Recommendation			
	GR	Federal	Other	Total
PS				
EE		1,555,525	1,292,625	2,848,150
PSD		22,551,961	10,297,971	32,849,932
TRF				
<b>Total</b>		<b>24,107,486</b>	<b>11,590,596</b>	<b>35,698,082</b>

FTE 0.00

<i>Est. Fringe</i>	0	0	0	0
--------------------	---	---	---	---

*Note: Fringes budgeted in House Bill 5 except for certain fringes budgeted directly to MoDOT, Highway Patrol, and Conservation.*

Other Funds: Premium Fund (0885)  
 Third Party Liability Collections (TPL) (0120)  
 Nursing Facility Federal Reimbursement Allowance (NFRA) (0196)

**2. CORE DESCRIPTION**

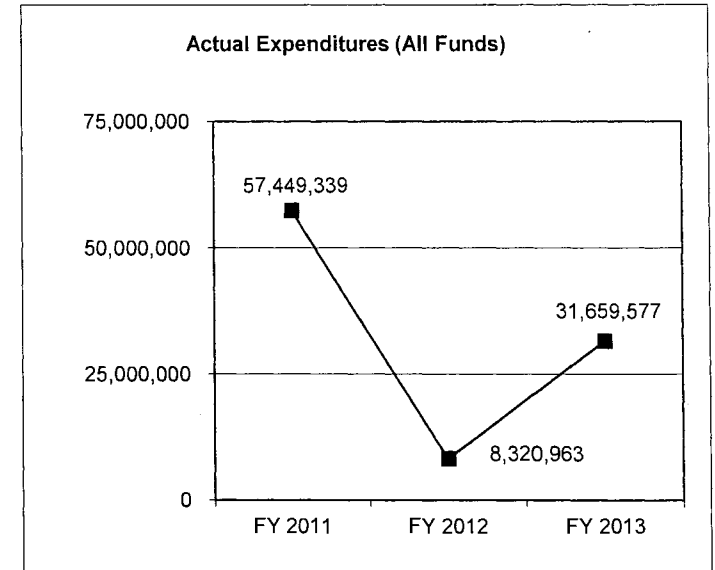
This core request is for the continued funding of the MO HealthNet Supplemental Pool. The Supplemental Pool is needed to enable the division to respond to unanticipated changes in the cost of providing health care to MO HealthNet participants.

**3. PROGRAM LISTING (list programs included in this core funding)**

Supports MO HealthNet Program

**4. FINANCIAL HISTORY**

	FY 2011 Actual	FY 2012 Actual	FY 2013 Actual	FY 2014 Current Yr.
Appropriation (All Funds)	156,102,833	35,698,083	37,933,939	35,698,082
Less Reverted (All Funds)	0	0	0	N/A
Budget Authority (All Funds)	156,102,833	35,698,083	37,933,939	N/A
Actual Expenditures (All Funds)	57,449,339	8,320,963	31,659,577	N/A
Unexpended (All Funds)	98,653,494	27,377,120	6,274,362	N/A
Unexpended, by Fund:				
General Revenue	28,512,775	0	0	N/A
Federal	69,959,217	21,140,738	6,083,394	N/A
Other	181,502	6,236,382	190,968	N/A
	(1)		(1)	



Reverted includes Governor's standard 3 percent reserve (when applicable) and any extraordinary withholdings.

**NOTES:**

(1) FY11 Supplemental appropriation authority increase: General Revenue \$47,359,237; Federal \$63,145,512; Health Initiatives Fund \$9,900,000. (Lapsed \$28,512,775 in General Revenue, \$69,959,217 in Federal and \$181,500 in NFFRA.)

(2) FY13 \$90,553 was expended for Children's Division Medical out of the Supplemental Pool, \$2,235,856 was expended for Department of Mental Health appropriation for Mental Retardation and Developmental Disabilities (MRDD) services.

**4. FINANCIAL HISTORY**

Supplemental Pool Payments By Services

	FY 2011	FY 2012	FY 2013
Pharmacy	\$27,365,119	\$0	\$20,238,135
Physician Related Services	\$0	\$7,209,766	\$13,000
Premium Payments	\$0	\$0	\$7,112,098
Home Health	\$115,201	\$0	\$0
PACE	\$194,408	\$574,068	\$0
Rehab & Specialty Services	\$461,393	\$377,280	\$0
NEMT	\$122,694	\$0	\$28,506
Hospital Care	\$21,899,226	\$0	\$0
Managed Care	\$4,718,851	\$0	\$0
Women's Health (1115 Waiver)	\$569,812	\$0	\$0
CHIP	\$1,937,225	\$132,203	\$659,518
DESE Services	\$65,410	\$27,646	\$28,260
State Medical	\$0	\$0	\$1,275,229
Pager Project	\$0	\$0	\$68,976
MRDD (for DMH)	\$0	\$0	\$2,235,856
<b>Total</b>	<b>\$57,449,339</b>	<b>\$8,320,963</b>	<b>\$31,659,578</b>

**CORE RECONCILIATION DETAIL**

STATE

MO HLTHNET SUPP POOL

**5. CORE RECONCILIATION DETAIL**

	Budget Class	FTE	GR	Federal	Other	Total	Explanation
<b>TAFP AFTER VETOES</b>							
	EE	0.00	0	1,555,525	1,292,625	2,848,150	
	PD	0.00	0	22,551,961	10,297,971	32,849,932	
	<b>Total</b>	<b>0.00</b>	<b>0</b>	<b>24,107,486</b>	<b>11,590,596</b>	<b>35,698,082</b>	
<b>DEPARTMENT CORE REQUEST</b>							
	EE	0.00	0	1,555,525	1,292,625	2,848,150	
	PD	0.00	0	22,551,961	10,297,971	32,849,932	
	<b>Total</b>	<b>0.00</b>	<b>0</b>	<b>24,107,486</b>	<b>11,590,596</b>	<b>35,698,082</b>	
<b>GOVERNOR'S RECOMMENDED CORE</b>							
	EE	0.00	0	1,555,525	1,292,625	2,848,150	
	PD	0.00	0	22,551,961	10,297,971	32,849,932	
	<b>Total</b>	<b>0.00</b>	<b>0</b>	<b>24,107,486</b>	<b>11,590,596</b>	<b>35,698,082</b>	

**DECISION ITEM DETAIL**

Budget Unit	FY 2013	FY 2013	FY 2014	FY 2014	FY 2015	FY 2015	FY 2015	FY 2015
Decision Item	ACTUAL	ACTUAL	BUDGET	BUDGET	DEPT REQ	DEPT REQ	GOV REC	GOV REC
Budget Object Class	DOLLAR	FTE	DOLLAR	FTE	DOLLAR	FTE	DOLLAR	FTE
<b>MO HLTHNET SUPP POOL</b>								
<b>CORE</b>								
PROFESSIONAL SERVICES	126,195	0.00	2,848,150	0.00	2,848,150	0.00	2,848,150	0.00
TOTAL - EE	126,195	0.00	2,848,150	0.00	2,848,150	0.00	2,848,150	0.00
PROGRAM DISTRIBUTIONS	31,533,382	0.00	32,849,932	0.00	32,849,932	0.00	32,849,932	0.00
TOTAL - PD	31,533,382	0.00	32,849,932	0.00	32,849,932	0.00	32,849,932	0.00
<b>GRAND TOTAL</b>	<b>\$31,659,577</b>	<b>0.00</b>	<b>\$35,698,082</b>	<b>0.00</b>	<b>\$35,698,082</b>	<b>0.00</b>	<b>\$35,698,082</b>	<b>0.00</b>
GENERAL REVENUE	\$0	0.00	\$0	0.00	\$0	0.00	\$0	0.00
FEDERAL FUNDS	\$20,259,948	0.00	\$24,107,486	0.00	\$24,107,486	0.00	\$24,107,486	0.00
OTHER FUNDS	\$11,399,629	0.00	\$11,590,596	0.00	\$11,590,596	0.00	\$11,590,596	0.00

## PROGRAM DESCRIPTION

**Department: Social Services**

**Program Name: MO HealthNet Supplemental Pool**

**Program is found in the following core budget(s): MO HealthNet Supplemental Pool**

**1. What does this program do?**

Provides funding for the division to respond to unanticipated changes in the cost of providing health care to MO HealthNet participants.

These charges may include a shift in the types of benefits accessed or a shift in population eligible and accessing MO HealthNet services.

**2. What is the authorization for this program, i.e., federal or state statute, etc.? (Include the federal program number, if applicable.)**

The legal authority for the Supplemental Pool is the authority associated with each MO HealthNet program. See each program description for the specific federal and state authority.

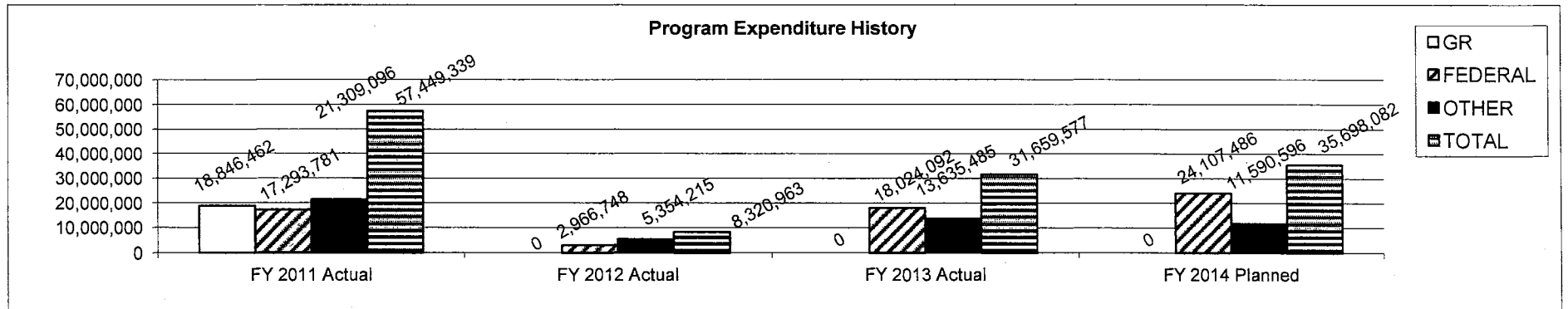
**3. Are there federal matching requirements? If yes, please explain.**

The federal matching requirements for the MO HealthNet Supplemental Pool are the requirements associated with any of the MO HealthNet programs paid from the supplemental pool. See each program description for specific federal matching requirements.

**4. Is this a federally mandated program? If yes, please explain.**

The MO HealthNet Supplemental Pool supports both mandated and non-mandated programs. See each program description for specifics.

**5. Provide actual expenditures for the prior three fiscal years and planned expenditures for the current fiscal year.**



**6. What are the sources of the "Other " funds?**

Third Party Liability Collections Fund (0120), Premium Fund (0885), Nursing Facility Federal Reimbursement Allowance Fund (0196).

**7a. Provide an effectiveness measure.**

This appropriation represents a group of eligibles and not one program. Effectiveness measures affecting the MO HealthNet Supplemental Pool appropriation are incorporated into fee-for-service program sections.

**7b. Provide an efficiency measure.**

This appropriation represents a group of eligibles and not one program. Efficiency measures affecting the MO HealthNet Supplemental Pool appropriation are incorporated into fee-for-service program sections.

**7c. Provide the number of clients/individuals served, if applicable.**

Supplemental Pool Expenditures		
SFY	Projected	Actual
2011	\$35.7 mil	\$57.4
2012	\$35.7 mil	\$8.3
2013	\$36.2 mil	\$31.7
2014	\$36.2 mil	
2015	\$36.2 mil	
2016	\$36.2 mil	

**7d. Provide a customer satisfaction measure, if available.**

N/A