

Department of Social Services Other Submissions

Fiscal Year 2015 Budget Request

Brian Kinkade, Interim Director

Printed with Governor's Recommendations

**Department of Social Services
Other Submissions
Table of Contents**

Department Overview	1
State Auditor's Report Oversight Evaluation.....	2
Programs Subject to Sunset.....	3
Pay Plan Cost to Continue	
FY2014 Cost to Continue.....	6
FY2015 Cost of Living.....	33
FY2015 PAB Recommended Position Increases.....	60
Fund Financial Summaries.....	67
Tax Credit Analysis Forms (Form14).....	126
2014 Supplementals	141



The Missouri Department of Social Services (DSS) was constitutionally established in 1974. It is charged with administering programs to promote, safeguard and protect the general welfare of children; to maintain and strengthen family life; and, to aid people in need as they strive to achieve their highest level of independence.

The department has 4 program divisions (Children's Division, Family Support Division, MO HealthNet Division and Division of Youth Services) and 2 support divisions (Divisions of Finance and Administrative Services and Legal Services) reporting to the Office of the Director. The Office of the Director oversees and coordinates the division's programs and services.

Mission

To maintain or improve the quality of life for Missouri citizens.

Vision

Safe, healthy and prosperous Missourians

Guiding Principles

- Results;
- Excellence in Service;
- Proficiency;
- Integrity; and,
- Accountability.

Core Functions

- Child protection and permanency;
- Youth rehabilitation;
- Access to quality health care; and,
- Maintaining and strengthening families.

**State Auditors Reports,
Oversight Elavuations and
MO Sunset Act Reports
Form**

State Auditor's Reports and Oversight Evaluations

Program or Division Name	Type of Report	Date Issued	Website
State of Missouri Single Audit Year Ended June 30, 2010	State Auditor's Report Report No. 2011-11	03/2011	www.auditor.mo.gov Audit Reports
Social Services/MO HealthNet Division/Program Integrity Unit	State Auditor's Report Report No. 2011-107	11/2011	www.auditor.mo.gov Audit Reports
State of Missouri Single Audit Year Ended June 30, 2011	State Auditor's Report Report No. 2012-26	03/2012	www.auditor.mo.gov Audit Reports
Social Services/MO HealthNet Division Medicaid Management Information System Data Security	State Auditor's Report Report No. 2013-020	03/2013	www.auditor.mo.gov Audit Reports
State of Missouri Single Audit Year Ended June 30, 2012	State Auditor's Report Report No. 2013-24	03/2013	www.auditor.mo.gov Audit Reports
Social Services/Children's Division Early Childhood Development, Education and Care Fund	State Auditor's Report Report No. 2013-046	06/2013	www.auditor.mo.gov Audit Reports

Programs Subject to Missouri Sunset Act

Program	Statues Establishing	Sunset Date	Review Status
Missouri Rx Plan	§ 208.780-208-798 Sunset Clause: § 208.798.2	August 28, 2014	HB 412 (2011) extended the sunset for the Missouri Rx Program from the Missouri Senior Rx Program to August 28, 2014. The Missouri Rx Program provides prescription drug assistance benefits to the elderly and disabled.
Ground Ambulance Service Allowance	§§ 190.800-190.839 Sunset Clause: § 190.839	September 30, 2015	SB 62 (2011) extended the sunset for the Ground Ambulance Services Reimbursement Allowance (Ambulance Tax) to September 30, 2015. The MO HealthNet Division must obtain CMS review and approval of a Medicaid State Plan Amendment for the tax.
Nursing Facility Reimbursement Allowance	§§ 198.401-198.439 Sunset Clause: § 198.439	September 30, 2015	SB 62 (2011) extended the sunset of the Nursing Facility Reimbursement Allowance to September 20, 2015. The Nursing Facility Reimbursement Allowance is a critical funding stream to provided state matching funds for federal reimbursement under the state/federal Medicaid program.
Medicaid Managed Care Organization Reimbursement Allowance	§ 208.437 Sunset Clause: § 208.437.5	September 30, 2015	SB 62 (2011) extended the sunset of the Medicaid Managed Care Reimbursement Allowance(MCRA) to September 30, 2015. Although allowable in statue, current federal law does not allow the state to operate the MO HealthNet Managed Care Reimbursement Allowance.
Federal Reimbursement Allowance	§ 208.480 Sunset Clause: § 208.480	September 30, 2015	SB 62 (2011) extended the sunset of the Hospital Federal Reimbursement Allowance (FRA) to September 30, 2015. The Federal Reimbursement Allowance is a critical funding stream to provide state matching funds for federal reimbursement under the state/federal Medicaid program.

Program	Statues Establishing	Sunset Date	Review Status
Pharmacy Tax	§ 338.535-338.350 Sunset Clause: § 338.550.2	September 30, 2015	SB 62 (2011) extended the sunset of the Pharmacy Tax to September 30, 2015. The Pharmacy Tax is a critical funding stream to provide state matching funds for federal reimbursement under the state/federal Medicaid program.
Intermediate Care Facility for the Mentally Retarded Provider Tax	§ 633.401 Sunset Clause: § 633.401.16	September 30, 2015	SB 62 (2011) extended the sunset of the Intermediate Care Facility for the Mentally Retarded Provider Tax (ICFMR) to September 30, 2015. The Intermediate Care Facility for the Mentally Retarded Provider Tax is a critical funding stream to provide state matching funds for federal reimbursement to under the state/federal Medicaid program.
Residential Treatment Tax Credit	§ 135.1150 Sunset Clause: § 135.1150.8	December 31, 2015	SB 614 (2006) created the residential Treatment Tax Credit. HB 1172 (2012) extended the sunset to December 31, 2015. The residential Treatment Tax Credit may be claimed for donations to qualified residential treatment centers of children's services.
Foster Care and Adoptive Parents Recruitment and Retention Fund	§453.600 Sunset Clause: § 453.600.5	August 28, 2017	HB 431 (2011) created the Foster Care and Adoptive Parents Recruitment and Retention Fund. The authorization for the fund sunsets August 28, 2017 unless reauthorized. The fund is to grant awards to licensed community-based foster care and adoption recruitment programs.
Low-Wage Trap Elimination Act	§208.053 Sunset Clause: § 208.053.7	August 28, 2017	SB 986 (2013) created the "Hand-up Program". The authorization for the program sunsets August 28, 2017 unless reauthorized. The program is to transition persons receiving state-funded child care subsidy benefits by allowing them to continue with the program but with cost-sharing of premiums as their income increases.

Program	Statues Establishing	Sunset Date	Review Status
Missouri Electronic Prior Authorization Committee	§338.320 Sunset Clause: § 338.320.6	August 28, 2018	HBs 1563 and 1827 (2012) established the Missouri Electronic Prior Authorization Committee. The committee sunsets August 28, 2018, unless reauthorized. The committee is to facilitate, monitor, and report to the general assembly on Missouri-based efforts to contribute to the establishment of national prior authorization standards.
Developmental Disability Care Provider Tax Credit	§135.1180 Sunset Clause: § 135.1180.7	September 1, 2018	HB 1172 (2012) created the Developmental Disability Care Provider Tax Credit, and set the sunset date for December 31, 2016, unless reauthorized. The Developmental Disability Care Provider Tax Credit may be claimed for donations to qualified Developmental Disability Care Providers.
Ticket-to-Work Health Assurance Program	§208.146 Sunset Clause: § 208.146.7	August 28, 2019	SB 577 (2007) authorized the Ticket-to-Work Program. SB 127 (2013) extended the sunset to August 28, 2019. The Ticket-to-Work Program allows medical assistance to be paid for a person who is employed, subject to appropriations and in accordance with the federal Ticket to Work and Work Incentives Improvement Act of 1999.
Pregnancy Resource Center Tax Credit	§135.630 Sunset Clause: § 135.630.10	December 31, 2019	HB 1485 (2006) authorized the Pregnancy Resource Center Tax Credit. The Credit sunset August 28, 2012. SB 20 (2013) reauthorized the Pregnancy Resource Center Tax Credit with a sunset of December 31, 2019. The Pregnancy Resource Center Tax Credit allows people to claim tax credits for donations to qualified pregnancy resource centers.

NEW DECISION ITEM
RANK: 2 OF 21

Department: Department of Social Services
Division: Department-wide
DI Name: General Structure Adjustment - Cost to Continue

Budget Unit Various
DI#: 0000014

1. AMOUNT OF REQUEST

	FY 2015 Budget Request			
	GR	Federal	Other	Total
PS	450,399	1,220,079	45,861	1,716,339
EE	0	0	0	0
PSD	0	0	0	0
TRF	0	0	0	0
Total	450,399	1,220,079	45,861	1,716,339
FTE	0.00	0.00	0.00	0.00

Est. Fringe	115,122	311,852	11,722	438,696
--------------------	---------	---------	--------	---------

Note: Fringes budgeted in House Bill 5 except for certain fringes budgeted directly to MoDOT, Highway Patrol, and Conservation.

Other Funds: Recovery Audit and Compliance (0974), DOSS Administrative Trust Fund (0545), Third Party Liability Collection Fund (0120), Health Initiatives Fund (0275), Early Childhood Development Education/Care (0859), DOSS Educational Improvement Fund (0620), Federal Reimbursement Allowance (0142), Pharmacy Reimbursement Allowance (0144), Nursing Facility Quality of Care (0271), Missouri RX Plan Fund (0779), Ambulance Service Reimbursement Allowance (0958)

	FY 2015 Governor's Recommendation			
	GR	Federal	Other	Total
PS	450,399	1,220,079	45,861	1,716,339
EE	0	0	0	0
PSD	0	0	0	0
TRF	0	0	0	0
Total	450,399	1,220,079	45,861	1,716,339
FTE	0.00	0.00	0.00	0.00

Est. Fringe	115,122	311,852	11,722	438,696
--------------------	---------	---------	--------	---------

Note: Fringes budgeted in House Bill 5 except for certain fringes budgeted directly to MoDOT, Highway Patrol, and Conservation.

Other Funds: Recovery Audit and Compliance (0974), DOSS Administrative Trust Fund (0545), Third Party Liability Collection Fund (0120), Health Initiatives Fund (0275), Early Childhood Development Education/Care (0859), DOSS Educational Improvement Fund (0620), Federal Reimbursement Allowance (0142), Pharmacy Reimbursement Allowance (0144), Nursing Facility Quality of Care (0271), Missouri RX Plan Fund (0779), Ambulance Service Reimbursement Allowance (0958)

2. THIS REQUEST CAN BE CATEGORIZED AS:

<input type="checkbox"/>	New Legislation	<input type="checkbox"/>	New Program	<input type="checkbox"/>	Fund Switch
<input type="checkbox"/>	Federal Mandate	<input type="checkbox"/>	Program Expansion	<input checked="" type="checkbox"/>	Cost to Continue
<input type="checkbox"/>	GR Pick-Up	<input type="checkbox"/>	Space Request	<input type="checkbox"/>	Equipment Replacement
<input checked="" type="checkbox"/>	Pay Plan	<input type="checkbox"/>	Other: _____		

NEW DECISION ITEM
RANK: 2 OF 21

Department: Department of Social Services	Budget Unit Various
Division: Department-wide	
DI Name: General Structure Adjustment - Cost to Continue	DI#: 0000014

3. WHY IS THIS FUNDING NEEDED? PROVIDE AN EXPLANATION FOR ITEMS CHECKED IN #2. INCLUDE THE FEDERAL OR STATE STATUTORY OR CONSTITUTIONAL AUTHORIZATION FOR THIS PROGRAM.

In Fiscal Year 2014, the General Assembly included and the Governor approved a \$500 annual pay raise for all state employees, except elected officials, members of the general assembly and judges covered under the Missouri Citizens' Commission on Compensation for Elected Officials, beginning January 1, 2014 (12 pay periods). The remaining 12 pay periods were unfunded, but the stated intent was to provide the funding in FY 15.

The Governor recommended the requested additional funding.

4. DESCRIBE THE DETAILED ASSUMPTIONS USED TO DERIVE THE SPECIFIC REQUESTED AMOUNT. (How did you determine that the requested number of FTE were appropriate? From what source or standard did you derive the requested levels of funding? Were alternatives such as outsourcing or automation considered? If based on new legislation, does request tie to TAFP fiscal note? If not, explain why. Detail which portions of the request are one-times and how those amounts were calculated.)

The appropriation amount for the Fiscal Year 14 pay plan was based on the pay increase beginning in January, 2014 for the final twelve pay periods of the fiscal year. This requested amount is equivalent to the remaining twelve pay periods in order to provide the core funding necessary for a full fiscal year.

The Governor recommended as requested.

5. BREAK DOWN THE REQUEST BY BUDGET OBJECT CLASS, JOB CLASS, AND FUND SOURCE. IDENTIFY ONE-TIME COSTS.

Budget Object Class/Job Class	Dept Req GR DOLLARS	Dept Req GR FTE	Dept Req FED DOLLARS	Dept Req FED FTE	Dept Req OTHER DOLLARS	Dept Req OTHER FTE	Dept Req TOTAL DOLLARS	Dept Req TOTAL FTE	Dept Req One-Time DOLLARS
Total PS	450,399	0.0	1,220,079		45,861		1,716,339	0.0	
	450,399	0.0	1,220,079	0.0	45,861	0.0	1,716,339	0.0	0
Grand Total	450,399	0.0	1,220,079	0.0	45,861	0.0	1,716,339	0.0	0

NEW DECISION ITEM

RANK: 2 **OF** 21

Department: Department of Social Services				Budget Unit <u>Various</u>						
Division: Department-wide										
DI Name: General Structure Adjustment - Cost to Continue				DI#: 0000014						
Budget Object Class/Job Class	Gov Rec GR DOLLARS	Gov Rec GR	FTE	Gov Rec FED DOLLARS	Gov Rec FED FTE	Gov Rec OTHER DOLLARS	Gov Rec OTHER FTE	Gov Rec TOTAL DOLLARS	Gov Rec TOTAL FTE	Gov Rec One-Time DOLLARS
	450,399		0.0	1,220,079		45,861		1,716,339	0.0	
Total PS	450,399		0.0	1,220,079	0.0	45,861	0.0	1,716,339	0.0	0
Grand Total	450,399		0.0	1,220,079	0.0	45,861	0.0	1,716,339	0.0	0

NEW DECISION ITEM

RANK: 2 OF 21

Department: Department of Social Services				Budget Unit _____						
Division: Department-wide										
DI Name: General Structure Adjustment - Cost to Continue				DI#: 0000014						
Budget Object Class/Job Class	Gov Rec GR DOLLARS	Gov Rec GR	FTE	Gov Rec FED DOLLARS	Gov Rec FED FTE	Gov Rec OTHER DOLLARS	Gov Rec OTHER FTE	Gov Rec TOTAL DOLLARS	Gov Rec TOTAL FTE	Gov Rec One-Time DOLLARS
	450,399		0.0	1,220,079		45,861		1,716,339	0.0	
Total PS	450,399		0.0	1,220,079	0.0	45,861	0.0	1,716,339	0.0	0
Grand Total	450,399		0.0	1,220,079	0.0	45,861	0.0	1,716,339	0.0	0

DECISION ITEM DETAIL

Budget Unit	FY 2013	FY 2013	FY 2014	FY 2014	FY 2015	FY 2015	FY 2015	FY 2015
Decision Item	ACTUAL	ACTUAL	BUDGET	BUDGET	DEPT REQ	DEPT REQ	GOV REC	GOV REC
Budget Object Class	DOLLAR	FTE	DOLLAR	FTE	DOLLAR	FTE	DOLLAR	FTE
OFFICE OF DIRECTOR								
Pay Plan FY14-Cost to Continue - 0000014								
STATE DEPARTMENT DIRECTOR	0	0.00	0	0.00	228	0.00	228	0.00
DEPUTY STATE DEPT DIRECTOR	0	0.00	0	0.00	238	0.00	238	0.00
SPECIAL ASST OFFICE & CLERICAL	0	0.00	0	0.00	368	0.00	368	0.00
TOTAL - PS	0	0.00	0	0.00	834	0.00	834	0.00
GRAND TOTAL	\$0	0.00	\$0	0.00	\$834	0.00	\$834	0.00
GENERAL REVENUE	\$0	0.00	\$0	0.00	\$653	0.00	\$653	0.00
FEDERAL FUNDS	\$0	0.00	\$0	0.00	\$181	0.00	\$181	0.00
OTHER FUNDS	\$0	0.00	\$0	0.00	\$0	0.00	\$0	0.00

DECISION ITEM DETAIL

Budget Unit	FY 2013	FY 2013	FY 2014	FY 2014	FY 2015	FY 2015	FY 2015	FY 2015
Decision Item	ACTUAL	ACTUAL	BUDGET	BUDGET	DEPT REQ	DEPT REQ	GOV REC	GOV REC
Budget Object Class	DOLLAR	FTE	DOLLAR	FTE	DOLLAR	FTE	DOLLAR	FTE
HUMAN RESOURCE CENTER								
Pay Plan FY14-Cost to Continue - 0000014								
SR OFC SUPPORT ASST (KEYBRD)	0	0.00	0	0.00	580	0.00	580	0.00
PERSONNEL OFCR I	0	0.00	0	0.00	250	0.00	250	0.00
PERSONNEL OFCR II	0	0.00	0	0.00	25	0.00	25	0.00
HUMAN RELATIONS OFCR I	0	0.00	0	0.00	500	0.00	500	0.00
HUMAN RELATIONS OFCR II	0	0.00	0	0.00	250	0.00	250	0.00
PERSONNEL ANAL II	0	0.00	0	0.00	250	0.00	250	0.00
HUMAN RESOURCES MGR B2	0	0.00	0	0.00	500	0.00	500	0.00
HUMAN RESOURCES MGR B3	0	0.00	0	0.00	250	0.00	250	0.00
LEGAL COUNSEL	0	0.00	0	0.00	23	0.00	23	0.00
MISCELLANEOUS PROFESSIONAL	0	0.00	0	0.00	3	0.00	3	0.00
SPECIAL ASST OFFICE & CLERICAL	0	0.00	0	0.00	250	0.00	250	0.00
TOTAL - PS	0	0.00	0	0.00	2,881	0.00	2,881	0.00
GRAND TOTAL	\$0	0.00	\$0	0.00	\$2,881	0.00	\$2,881	0.00
GENERAL REVENUE	\$0	0.00	\$0	0.00	\$1,576	0.00	\$1,576	0.00
FEDERAL FUNDS	\$0	0.00	\$0	0.00	\$1,305	0.00	\$1,305	0.00
OTHER FUNDS	\$0	0.00	\$0	0.00	\$0	0.00	\$0	0.00

DECISION ITEM DETAIL

Budget Unit	FY 2013	FY 2013	FY 2014	FY 2014	FY 2015	FY 2015	FY 2015	FY 2015
Decision Item	ACTUAL	ACTUAL	BUDGET	BUDGET	DEPT REQ	DEPT REQ	GOV REC	GOV REC
Budget Object Class	DOLLAR	FTE	DOLLAR	FTE	DOLLAR	FTE	DOLLAR	FTE
MO MEDICAID AUDIT & COMPLIANCE								
Pay Plan FY14-Cost to Continue - 0000014								
OFFICE SUPPORT ASST (CLERICAL)	0	0.00	0	0.00	30	0.00	30	0.00
SR OFC SUPPORT ASST (CLERICAL)	0	0.00	0	0.00	470	0.00	470	0.00
ADMIN OFFICE SUPPORT ASSISTANT	0	0.00	0	0.00	751	0.00	751	0.00
OFFICE SUPPORT ASST (KEYBRD)	0	0.00	0	0.00	250	0.00	250	0.00
SR OFC SUPPORT ASST (KEYBRD)	0	0.00	0	0.00	500	0.00	500	0.00
ACCOUNT CLERK II	0	0.00	0	0.00	250	0.00	250	0.00
AUDITOR II	0	0.00	0	0.00	250	0.00	250	0.00
ACCOUNTANT I	0	0.00	0	0.00	251	0.00	251	0.00
MANAGEMENT ANALYSIS SPEC II	0	0.00	0	0.00	250	0.00	250	0.00
HEALTH PROGRAM REP III	0	0.00	0	0.00	250	0.00	250	0.00
ADMINISTRATIVE ANAL I	0	0.00	0	0.00	500	0.00	500	0.00
MEDICAL TECHNOLOGIST I	0	0.00	0	0.00	30	0.00	30	0.00
REGISTERED NURSE II	0	0.00	0	0.00	58	0.00	58	0.00
REGISTERED NURSE III	0	0.00	0	0.00	58	0.00	58	0.00
REGISTERED NURSE IV	0	0.00	0	0.00	30	0.00	30	0.00
REGISTERED NURSE SENIOR	0	0.00	0	0.00	1,000	0.00	1,000	0.00
REGISTERED NURSE - CLIN OPERS	0	0.00	0	0.00	250	0.00	250	0.00
AGING PROGRAM SPEC I	0	0.00	0	0.00	250	0.00	250	0.00
INVESTIGATOR II	0	0.00	0	0.00	1,501	0.00	1,501	0.00
INVESTIGATOR III	0	0.00	0	0.00	250	0.00	250	0.00
CORRESPONDENCE & INFO SPEC I	0	0.00	0	0.00	500	0.00	500	0.00
MEDICAID PHARMACEUTICAL TECH	0	0.00	0	0.00	250	0.00	250	0.00
MEDICAID CLERK	0	0.00	0	0.00	2,501	0.00	2,501	0.00
MEDICAID TECHNICIAN	0	0.00	0	0.00	1,000	0.00	1,000	0.00
MEDICAID SPEC	0	0.00	0	0.00	6,000	0.00	6,000	0.00
MEDICAID UNIT SPV	0	0.00	0	0.00	1,000	0.00	1,000	0.00
FISCAL & ADMINISTRATIVE MGR B1	0	0.00	0	0.00	501	0.00	501	0.00
HEALTH & SENIOR SVCS MANAGER 1	0	0.00	0	0.00	250	0.00	250	0.00
SOCIAL SERVICES MNGR, BAND 2	0	0.00	0	0.00	250	0.00	250	0.00
DESIGNATED PRINCIPAL ASST DIV	0	0.00	0	0.00	250	0.00	250	0.00

DECISION ITEM DETAIL

Budget Unit	FY 2013	FY 2013	FY 2014	FY 2014	FY 2015	FY 2015	FY 2015	FY 2015
Decision Item	ACTUAL	ACTUAL	BUDGET	BUDGET	DEPT REQ	DEPT REQ	GOV REC	GOV REC
Budget Object Class	DOLLAR	FTE	DOLLAR	FTE	DOLLAR	FTE	DOLLAR	FTE
MO MEDICAID AUDIT & COMPLIANCE								
Pay Plan FY14-Cost to Continue - 0000014								
SPECIALASST PROFESSIONAL	0	0.00	0	0.00	750	0.00	750	0.00
TOTAL - PS	0	0.00	0	0.00	20,431	0.00	20,431	0.00
GRAND TOTAL	\$0	0.00	\$0	0.00	\$20,431	0.00	\$20,431	0.00
GENERAL REVENUE	\$0	0.00	\$0	0.00	\$7,815	0.00	\$7,815	0.00
FEDERAL FUNDS	\$0	0.00	\$0	0.00	\$10,250	0.00	\$10,250	0.00
OTHER FUNDS	\$0	0.00	\$0	0.00	\$2,366	0.00	\$2,366	0.00

DECISION ITEM DETAIL

Budget Unit	FY 2013	FY 2013	FY 2014	FY 2014	FY 2015	FY 2015	FY 2015	FY 2015
Decision Item	ACTUAL	ACTUAL	BUDGET	BUDGET	DEPT REQ	DEPT REQ	GOV REC	GOV REC
Budget Object Class	DOLLAR	FTE	DOLLAR	FTE	DOLLAR	FTE	DOLLAR	FTE
FINANCE & ADMINISTRATIVE SRVS								
Pay Plan FY14-Cost to Continue - 0000014								
ADMIN OFFICE SUPPORT ASSISTANT	0	0.00	0	0.00	910	0.00	910	0.00
SR OFC SUPPORT ASST (KEYBRD)	0	0.00	0	0.00	244	0.00	244	0.00
PRINTING/MAIL TECHNICIAN IV	0	0.00	0	0.00	126	0.00	126	0.00
STOREKEEPER I	0	0.00	0	0.00	260	0.00	260	0.00
PROCUREMENT OFCR I	0	0.00	0	0.00	248	0.00	248	0.00
PROCUREMENT OFCR II	0	0.00	0	0.00	493	0.00	493	0.00
OFFICE SERVICES COOR	0	0.00	0	0.00	253	0.00	253	0.00
ACCOUNT CLERK II	0	0.00	0	0.00	2,453	0.00	2,453	0.00
ACCOUNTANT I	0	0.00	0	0.00	990	0.00	990	0.00
ACCOUNTANT II	0	0.00	0	0.00	983	0.00	983	0.00
ACCOUNTING SPECIALIST I	0	0.00	0	0.00	248	0.00	248	0.00
ACCOUNTING SPECIALIST II	0	0.00	0	0.00	248	0.00	248	0.00
BUDGET ANAL III	0	0.00	0	0.00	493	0.00	493	0.00
RESEARCH ANAL II	0	0.00	0	0.00	248	0.00	248	0.00
RESEARCH ANAL III	0	0.00	0	0.00	2,215	0.00	2,215	0.00
RESEARCH ANAL IV	0	0.00	0	0.00	493	0.00	493	0.00
EXECUTIVE I	0	0.00	0	0.00	248	0.00	248	0.00
EXECUTIVE II	0	0.00	0	0.00	748	0.00	748	0.00
TELECOMMUN ANAL IV	0	0.00	0	0.00	248	0.00	248	0.00
MOTOR VEHICLE DRIVER	0	0.00	0	0.00	733	0.00	733	0.00
FISCAL & ADMINISTRATIVE MGR B1	0	0.00	0	0.00	728	0.00	728	0.00
FISCAL & ADMINISTRATIVE MGR B2	0	0.00	0	0.00	990	0.00	990	0.00
RESEARCH MANAGER B2	0	0.00	0	0.00	245	0.00	245	0.00
DIVISION DIRECTOR	0	0.00	0	0.00	248	0.00	248	0.00
DESIGNATED PRINCIPAL ASST DIV	0	0.00	0	0.00	248	0.00	248	0.00
MISCELLANEOUS PROFESSIONAL	0	0.00	0	0.00	48	0.00	48	0.00
SPECIAL ASST OFFICIAL & ADMSTR	0	0.00	0	0.00	248	0.00	248	0.00
SPECIAL ASST PROFESSIONAL	0	0.00	0	0.00	1,353	0.00	1,353	0.00
SPECIAL ASST TECHNICIAN	0	0.00	0	0.00	248	0.00	248	0.00

DECISION ITEM DETAIL

Budget Unit	FY 2013	FY 2013	FY 2014	FY 2014	FY 2015	FY 2015	FY 2015	FY 2015
Decision Item	ACTUAL	ACTUAL	BUDGET	BUDGET	DEPT REQ	DEPT REQ	GOV REC	GOV REC
Budget Object Class	DOLLAR	FTE	DOLLAR	FTE	DOLLAR	FTE	DOLLAR	FTE
FINANCE & ADMINISTRATIVE SRVS								
Pay Plan FY14-Cost to Continue - 0000014								
SPECIAL ASST OFFICE & CLERICAL	0	0.00	0	0.00	493	0.00	493	0.00
TOTAL - PS	0	0.00	0	0.00	17,731	0.00	17,731	0.00
GRAND TOTAL	\$0	0.00	\$0	0.00	\$17,731	0.00	\$17,731	0.00
GENERAL REVENUE	\$0	0.00	\$0	0.00	\$11,668	0.00	\$11,668	0.00
FEDERAL FUNDS	\$0	0.00	\$0	0.00	\$6,039	0.00	\$6,039	0.00
OTHER FUNDS	\$0	0.00	\$0	0.00	\$24	0.00	\$24	0.00

DECISION ITEM DETAIL

Budget Unit	FY 2013	FY 2013	FY 2014	FY 2014	FY 2015	FY 2015	FY 2015	FY 2015
Decision Item	ACTUAL	ACTUAL	BUDGET	BUDGET	DEPT REQ	DEPT REQ	GOV REC	GOV REC
Budget Object Class	DOLLAR	FTE	DOLLAR	FTE	DOLLAR	FTE	DOLLAR	FTE
DIVISION OF LEGAL SERVICES								
Pay Plan FY14-Cost to Continue - 0000014								
ADMIN OFFICE SUPPORT ASSISTANT	0	0.00	0	0.00	969	0.00	969	0.00
OFFICE SUPPORT ASST (KEYBRD)	0	0.00	0	0.00	2,663	0.00	2,663	0.00
SR OFC SUPPORT ASST (KEYBRD)	0	0.00	0	0.00	3,143	0.00	3,143	0.00
RESEARCH ANAL I	0	0.00	0	0.00	243	0.00	243	0.00
EXECUTIVE I	0	0.00	0	0.00	243	0.00	243	0.00
PROGRAM DEVELOPMENT SPEC	0	0.00	0	0.00	243	0.00	243	0.00
CLAIMS & RESTITUTION TECH I	0	0.00	0	0.00	738	0.00	738	0.00
CLAIMS & RESTITUTION TECH II	0	0.00	0	0.00	246	0.00	246	0.00
INVESTIGATOR I	0	0.00	0	0.00	241	0.00	241	0.00
INVESTIGATOR II	0	0.00	0	0.00	3,106	0.00	3,106	0.00
INVESTIGATOR III	0	0.00	0	0.00	3,636	0.00	3,636	0.00
HEARINGS OFFICER	0	0.00	0	0.00	250	0.00	250	0.00
INVESTIGATION MGR B1	0	0.00	0	0.00	733	0.00	733	0.00
DIVISION DIRECTOR	0	0.00	0	0.00	246	0.00	246	0.00
DEPUTY DIVISION DIRECTOR	0	0.00	0	0.00	246	0.00	246	0.00
LEGAL COUNSEL	0	0.00	0	0.00	6,749	0.00	6,749	0.00
HEARINGS OFFICER	0	0.00	0	0.00	5,258	0.00	5,258	0.00
CLERK	0	0.00	0	0.00	128	0.00	128	0.00
TYPIST	0	0.00	0	0.00	124	0.00	124	0.00
MISCELLANEOUS PROFESSIONAL	0	0.00	0	0.00	276	0.00	276	0.00
SPECIAL ASST PROFESSIONAL	0	0.00	0	0.00	246	0.00	246	0.00
SPECIAL ASST OFFICE & CLERICAL	0	0.00	0	0.00	963	0.00	963	0.00
INVESTIGATOR	0	0.00	0	0.00	53	0.00	53	0.00
TOTAL - PS	0	0.00	0	0.00	30,743	0.00	30,743	0.00
GRAND TOTAL	\$0	0.00	\$0	0.00	\$30,743	0.00	\$30,743	0.00
GENERAL REVENUE	\$0	0.00	\$0	0.00	\$10,487	0.00	\$10,487	0.00
FEDERAL FUNDS	\$0	0.00	\$0	0.00	\$16,927	0.00	\$16,927	0.00
OTHER FUNDS	\$0	0.00	\$0	0.00	\$3,329	0.00	\$3,329	0.00

DECISION ITEM DETAIL

Budget Unit	FY 2013	FY 2013	FY 2014	FY 2014	FY 2015	FY 2015	FY 2015	FY 2015
Decision Item	ACTUAL	ACTUAL	BUDGET	BUDGET	DEPT REQ	DEPT REQ	GOV REC	GOV REC
Budget Object Class	DOLLAR	FTE	DOLLAR	FTE	DOLLAR	FTE	DOLLAR	FTE
FAMILY SUPPORT ADMINISTRATION								
Pay Plan FY14-Cost to Continue - 0000014								
ADMIN OFFICE SUPPORT ASSISTANT	0	0.00	0	0.00	1,678	0.00	1,678	0.00
OFFICE SUPPORT ASST (KEYBRD)	0	0.00	0	0.00	1,573	0.00	1,573	0.00
SR OFC SUPPORT ASST (KEYBRD)	0	0.00	0	0.00	3,428	0.00	3,428	0.00
PROCUREMENT OFCR I	0	0.00	0	0.00	53	0.00	53	0.00
PROCUREMENT OFCR II	0	0.00	0	0.00	203	0.00	203	0.00
OFFICE SERVICES COOR	0	0.00	0	0.00	409	0.00	409	0.00
SENIOR AUDITOR	0	0.00	0	0.00	250	0.00	250	0.00
ACCOUNTANT III	0	0.00	0	0.00	203	0.00	203	0.00
BUDGET ANAL II	0	0.00	0	0.00	103	0.00	103	0.00
BUDGET ANAL III	0	0.00	0	0.00	103	0.00	103	0.00
PERSONNEL OFCR II	0	0.00	0	0.00	186	0.00	186	0.00
HUMAN RELATIONS OFCR II	0	0.00	0	0.00	103	0.00	103	0.00
PERSONNEL ANAL II	0	0.00	0	0.00	691	0.00	691	0.00
STAFF TRAINING & DEV COOR	0	0.00	0	0.00	203	0.00	203	0.00
TRAINING TECH II	0	0.00	0	0.00	2,433	0.00	2,433	0.00
TRAINING TECH III	0	0.00	0	0.00	203	0.00	203	0.00
EXECUTIVE I	0	0.00	0	0.00	736	0.00	736	0.00
EXECUTIVE II	0	0.00	0	0.00	203	0.00	203	0.00
MANAGEMENT ANALYSIS SPEC II	0	0.00	0	0.00	1,161	0.00	1,161	0.00
PERSONNEL CLERK	0	0.00	0	0.00	409	0.00	409	0.00
TELECOMMUN ANAL II	0	0.00	0	0.00	103	0.00	103	0.00
CASE ANALYST	0	0.00	0	0.00	1,016	0.00	1,016	0.00
CASE ANALYST SPV	0	0.00	0	0.00	811	0.00	811	0.00
FAMILY SUPPORT ELIGIBILITY SPC	0	0.00	0	0.00	203	0.00	203	0.00
PROGRAM DEVELOPMENT SPEC	0	0.00	0	0.00	7,269	0.00	7,269	0.00
CHILD SUPPORT SPECIALIST	0	0.00	0	0.00	1,116	0.00	1,116	0.00
CHILD SUPPORT ENFORCEMENT SPV	0	0.00	0	0.00	203	0.00	203	0.00
CORRESPONDENCE & INFO SPEC I	0	0.00	0	0.00	1,013	0.00	1,013	0.00
FISCAL & ADMINISTRATIVE MGR B1	0	0.00	0	0.00	203	0.00	203	0.00
FISCAL & ADMINISTRATIVE MGR B2	0	0.00	0	0.00	509	0.00	509	0.00
HUMAN RESOURCES MGR B1	0	0.00	0	0.00	409	0.00	409	0.00
HUMAN RESOURCES MGR B2	0	0.00	0	0.00	203	0.00	203	0.00

DECISION ITEM DETAIL

Budget Unit	FY 2013	FY 2013	FY 2014	FY 2014	FY 2015	FY 2015	FY 2015	FY 2015
Decision Item	ACTUAL	ACTUAL	BUDGET	BUDGET	DEPT REQ	DEPT REQ	GOV REC	GOV REC
Budget Object Class	DOLLAR	FTE	DOLLAR	FTE	DOLLAR	FTE	DOLLAR	FTE
FAMILY SUPPORT ADMINISTRATION								
Pay Plan FY14-Cost to Continue - 0000014								
SOCIAL SERVICES MGR, BAND 1	0	0.00	0	0.00	3,326	0.00	3,326	0.00
SOCIAL SERVICES MNGR, BAND 2	0	0.00	0	0.00	1,218	0.00	1,218	0.00
DIVISION DIRECTOR	0	0.00	0	0.00	203	0.00	203	0.00
DEPUTY DIVISION DIRECTOR	0	0.00	0	0.00	406	0.00	406	0.00
DESIGNATED PRINCIPAL ASST DIV	0	0.00	0	0.00	303	0.00	303	0.00
MISCELLANEOUS PROFESSIONAL	0	0.00	0	0.00	736	0.00	736	0.00
SPECIAL ASST PROFESSIONAL	0	0.00	0	0.00	611	0.00	611	0.00
SPECIAL ASST OFFICE & CLERICAL	0	0.00	0	0.00	409	0.00	409	0.00
TOTAL - PS	0	0.00	0	0.00	34,601	0.00	34,601	0.00
GRAND TOTAL	\$0	0.00	\$0	0.00	\$34,601	0.00	\$34,601	0.00
GENERAL REVENUE	\$0	0.00	\$0	0.00	\$3,165	0.00	\$3,165	0.00
FEDERAL FUNDS	\$0	0.00	\$0	0.00	\$31,436	0.00	\$31,436	0.00
OTHER FUNDS	\$0	0.00	\$0	0.00	\$0	0.00	\$0	0.00

DECISION ITEM DETAIL

Budget Unit	FY 2013	FY 2013	FY 2014	FY 2014	FY 2015	FY 2015	FY 2015	FY 2015
Decision Item	ACTUAL	ACTUAL	BUDGET	BUDGET	DEPT REQ	DEPT REQ	GOV REC	GOV REC
Budget Object Class	DOLLAR	FTE	DOLLAR	FTE	DOLLAR	FTE	DOLLAR	FTE
IM FIELD STAFF/OPS								
Pay Plan FY14-Cost to Continue - 0000014								
ADMIN OFFICE SUPPORT ASSISTANT	0	0.00	0	0.00	3,809	0.00	3,809	0.00
OFFICE SUPPORT ASST (STENO)	0	0.00	0	0.00	856	0.00	856	0.00
OFFICE SUPPORT ASST (KEYBRD)	0	0.00	0	0.00	54,809	0.00	54,809	0.00
SR OFC SUPPORT ASST (KEYBRD)	0	0.00	0	0.00	12,963	0.00	12,963	0.00
CLERICAL SERVICES SPV FS	0	0.00	0	0.00	734	0.00	734	0.00
TRAINING TECH II	0	0.00	0	0.00	491	0.00	491	0.00
EXECUTIVE I	0	0.00	0	0.00	978	0.00	978	0.00
EXECUTIVE II	0	0.00	0	0.00	246	0.00	246	0.00
MANAGEMENT ANALYSIS SPEC II	0	0.00	0	0.00	246	0.00	246	0.00
CASE ANALYST	0	0.00	0	0.00	5,135	0.00	5,135	0.00
FAMILY SUPPORT ELIGIBILITY SPC	0	0.00	0	0.00	414,696	0.00	414,696	0.00
FAMILY SUPPORT ELIGIBILITY SPV	0	0.00	0	0.00	47,016	0.00	47,016	0.00
FAMILY SUPPORT ELIGBLTY PRG MG	0	0.00	0	0.00	4,151	0.00	4,151	0.00
PROGRAM DEVELOPMENT SPEC	0	0.00	0	0.00	2,691	0.00	2,691	0.00
CORRESPONDENCE & INFO SPEC I	0	0.00	0	0.00	7,832	0.00	7,832	0.00
MOTOR VEHICLE DRIVER	0	0.00	0	0.00	367	0.00	367	0.00
SOCIAL SERVICES MGR, BAND 1	0	0.00	0	0.00	13,208	0.00	13,208	0.00
SOCIAL SERVICES MNGR, BAND 2	0	0.00	0	0.00	978	0.00	978	0.00
CLERK	0	0.00	0	0.00	6	0.00	6	0.00
CONSULTING PHYSICIAN	0	0.00	0	0.00	493	0.00	493	0.00
SPECIAL ASST OFFICIAL & ADMSTR	0	0.00	0	0.00	246	0.00	246	0.00
SPECIAL ASST PROFESSIONAL	0	0.00	0	0.00	254	0.00	254	0.00
TOTAL - PS	0	0.00	0	0.00	572,205	0.00	572,205	0.00
GRAND TOTAL	\$0	0.00	\$0	0.00	\$572,205	0.00	\$572,205	0.00
GENERAL REVENUE	\$0	0.00	\$0	0.00	\$95,794	0.00	\$95,794	0.00
FEDERAL FUNDS	\$0	0.00	\$0	0.00	\$470,520	0.00	\$470,520	0.00
OTHER FUNDS	\$0	0.00	\$0	0.00	\$5,891	0.00	\$5,891	0.00

DECISION ITEM DETAIL

Budget Unit	FY 2013	FY 2013	FY 2014	FY 2014	FY 2015	FY 2015	FY 2015	FY 2015
Decision Item	ACTUAL	ACTUAL	BUDGET	BUDGET	DEPT REQ	DEPT REQ	GOV REC	GOV REC
Budget Object Class	DOLLAR	FTE	DOLLAR	FTE	DOLLAR	FTE	DOLLAR	FTE
COMMUNITY PARTNERSHIPS								
Pay Plan FY14-Cost to Continue - 0000014								
SPECIALASST PROFESSIONAL	0	0.00	0	0.00	250	0.00	250	0.00
SPECIALASST TECHNICIAN	0	0.00	0	0.00	250	0.00	250	0.00
TOTAL - PS	0	0.00	0	0.00	500	0.00	500	0.00
GRAND TOTAL	\$0	0.00	\$0	0.00	\$500	0.00	\$500	0.00
GENERAL REVENUE	\$0	0.00	\$0	0.00	\$500	0.00	\$500	0.00
FEDERAL FUNDS	\$0	0.00	\$0	0.00	\$0	0.00	\$0	0.00
OTHER FUNDS	\$0	0.00	\$0	0.00	\$0	0.00	\$0	0.00

DECISION ITEM DETAIL

Budget Unit	FY 2013	FY 2013	FY 2014	FY 2014	FY 2015	FY 2015	FY 2015	FY 2015
Decision Item	ACTUAL	ACTUAL	BUDGET	BUDGET	DEPT REQ	DEPT REQ	GOV REC	GOV REC
Budget Object Class	DOLLAR	FTE	DOLLAR	FTE	DOLLAR	FTE	DOLLAR	FTE
BLIND ADMINISTRATION								
Pay Plan FY14-Cost to Continue - 0000014								
ADMIN OFFICE SUPPORT ASSISTANT	0	0.00	0	0.00	1,673	0.00	1,673	0.00
SR OFC SUPPORT ASST (KEYBRD)	0	0.00	0	0.00	2,803	0.00	2,803	0.00
EXECUTIVE I	0	0.00	0	0.00	240	0.00	240	0.00
EXECUTIVE II	0	0.00	0	0.00	240	0.00	240	0.00
MANAGEMENT ANALYSIS SPEC II	0	0.00	0	0.00	180	0.00	180	0.00
REHAB TEACHER FOR THE BLIND	0	0.00	0	0.00	4,261	0.00	4,261	0.00
CHILDREN'S SPEC FOR THE BLIND	0	0.00	0	0.00	711	0.00	711	0.00
MOBILITY SPEC FOR THE BLIND	0	0.00	0	0.00	1,436	0.00	1,436	0.00
JOB DEV SPEC FOR THE BLIND	0	0.00	0	0.00	240	0.00	240	0.00
AREA SUPV BUS ENTPRS BLIND	0	0.00	0	0.00	1,206	0.00	1,206	0.00
REHAB ASST REHAB SRVS FOR BLND	0	0.00	0	0.00	4,298	0.00	4,298	0.00
REHAB CNSLR FOR THE BLIND II	0	0.00	0	0.00	240	0.00	240	0.00
COOR PREVENTION OF BLINDNESS	0	0.00	0	0.00	240	0.00	240	0.00
VOCATIONAL REHAB CSLR F/T BLIN	0	0.00	0	0.00	1,001	0.00	1,001	0.00
SR VOC REHAB CNSLR F/T BLIND	0	0.00	0	0.00	3,358	0.00	3,358	0.00
ASST SPV BUSINESS ENTPRS BLIND	0	0.00	0	0.00	250	0.00	250	0.00
PROGRAM DEVELOPMENT SPEC	0	0.00	0	0.00	673	0.00	673	0.00
FISCAL & ADMINISTRATIVE MGR B2	0	0.00	0	0.00	240	0.00	240	0.00
SOCIAL SERVICES MGR, BAND 1	0	0.00	0	0.00	1,675	0.00	1,675	0.00
SOCIAL SERVICES MNGR, BAND 2	0	0.00	0	0.00	726	0.00	726	0.00
SPECIAL ASST OFFICIAL & ADMSTR	0	0.00	0	0.00	240	0.00	240	0.00
TOTAL - PS	0	0.00	0	0.00	25,931	0.00	25,931	0.00
GRAND TOTAL	\$0	0.00	\$0	0.00	\$25,931	0.00	\$25,931	0.00
GENERAL REVENUE	\$0	0.00	\$0	0.00	\$5,868	0.00	\$5,868	0.00
FEDERAL FUNDS	\$0	0.00	\$0	0.00	\$20,063	0.00	\$20,063	0.00
OTHER FUNDS	\$0	0.00	\$0	0.00	\$0	0.00	\$0	0.00

DECISION ITEM DETAIL

Budget Unit	FY 2013	FY 2013	FY 2014	FY 2014	FY 2015	FY 2015	FY 2015	FY 2015
Decision Item	ACTUAL	ACTUAL	BUDGET	BUDGET	DEPT REQ	DEPT REQ	GOV REC	GOV REC
Budget Object Class	DOLLAR	FTE	DOLLAR	FTE	DOLLAR	FTE	DOLLAR	FTE
CHILD SUPPORT FIELD STAFF/OPS								
Pay Plan FY14-Cost to Continue - 0000014								
SR OFC SUPPORT ASST (CLERICAL)	0	0.00	0	0.00	2,623	0.00	2,623	0.00
ADMIN OFFICE SUPPORT ASSISTANT	0	0.00	0	0.00	843	0.00	843	0.00
OFFICE SUPPORT ASST (KEYBRD)	0	0.00	0	0.00	16,150	0.00	16,150	0.00
SR OFC SUPPORT ASST (KEYBRD)	0	0.00	0	0.00	3,843	0.00	3,843	0.00
TRAINING TECH II	0	0.00	0	0.00	325	0.00	325	0.00
CASE ANALYST	0	0.00	0	0.00	815	0.00	815	0.00
CHILD SUPPORT SPECIALIST	0	0.00	0	0.00	80,343	0.00	80,343	0.00
CHILD SUPPORT ENFORCEMENT SPV	0	0.00	0	0.00	13,143	0.00	13,143	0.00
CHILD SUPPORT ENFORCEMENT ADM	0	0.00	0	0.00	163	0.00	163	0.00
MOTOR VEHICLE DRIVER	0	0.00	0	0.00	83	0.00	83	0.00
SOCIAL SERVICES MGR, BAND 1	0	0.00	0	0.00	3,590	0.00	3,590	0.00
SOCIAL SERVICES MNGR, BAND 2	0	0.00	0	0.00	653	0.00	653	0.00
LEGAL COUNSEL	0	0.00	0	0.00	330	0.00	330	0.00
HEARINGS OFFICER	0	0.00	0	0.00	1,303	0.00	1,303	0.00
TOTAL - PS	0	0.00	0	0.00	124,207	0.00	124,207	0.00
GRAND TOTAL	\$0	0.00	\$0	0.00	\$124,207	0.00	\$124,207	0.00
GENERAL REVENUE	\$0	0.00	\$0	0.00	\$0	0.00	\$0	0.00
FEDERAL FUNDS	\$0	0.00	\$0	0.00	\$124,207	0.00	\$124,207	0.00
OTHER FUNDS	\$0	0.00	\$0	0.00	\$0	0.00	\$0	0.00

DECISION ITEM DETAIL

Budget Unit	FY 2013	FY 2013	FY 2014	FY 2014	FY 2015	FY 2015	FY 2015	FY 2015
Decision Item	ACTUAL	ACTUAL	BUDGET	BUDGET	DEPT REQ	DEPT REQ	GOV REC	GOV REC
Budget Object Class	DOLLAR	FTE	DOLLAR	FTE	DOLLAR	FTE	DOLLAR	FTE
CHILDREN'S ADMINISTRATION								
Pay Plan FY14-Cost to Continue - 0000014								
SR OFC SUPPORT ASST (CLERICAL)	0	0.00	0	0.00	251	0.00	251	0.00
ADMIN OFFICE SUPPORT ASSISTANT	0	0.00	0	0.00	1,251	0.00	1,251	0.00
SR OFC SUPPORT ASST (STENO)	0	0.00	0	0.00	251	0.00	251	0.00
OFFICE SUPPORT ASST (KEYBRD)	0	0.00	0	0.00	123	0.00	123	0.00
SR OFC SUPPORT ASST (KEYBRD)	0	0.00	0	0.00	2,341	0.00	2,341	0.00
PROCUREMENT OFCR I	0	0.00	0	0.00	251	0.00	251	0.00
PROCUREMENT OFCR II	0	0.00	0	0.00	251	0.00	251	0.00
OFFICE SERVICES COOR	0	0.00	0	0.00	498	0.00	498	0.00
ACCOUNTANT III	0	0.00	0	0.00	126	0.00	126	0.00
BUDGET ANAL III	0	0.00	0	0.00	126	0.00	126	0.00
PERSONNEL OFCR I	0	0.00	0	0.00	251	0.00	251	0.00
HUMAN RELATIONS OFCR II	0	0.00	0	0.00	126	0.00	126	0.00
PERSONNEL ANAL II	0	0.00	0	0.00	103	0.00	103	0.00
PUBLIC INFORMATION ADMSTR	0	0.00	0	0.00	251	0.00	251	0.00
TRAINING TECH I	0	0.00	0	0.00	126	0.00	126	0.00
TRAINING TECH II	0	0.00	0	0.00	2,001	0.00	2,001	0.00
TRAINING TECH III	0	0.00	0	0.00	498	0.00	498	0.00
EXECUTIVE I	0	0.00	0	0.00	498	0.00	498	0.00
MANAGEMENT ANALYSIS SPEC II	0	0.00	0	0.00	878	0.00	878	0.00
PERSONNEL CLERK	0	0.00	0	0.00	498	0.00	498	0.00
TELECOMMUN ANAL II	0	0.00	0	0.00	126	0.00	126	0.00
PROGRAM DEVELOPMENT SPEC	0	0.00	0	0.00	3,753	0.00	3,753	0.00
CHILD PLACEMENT COOR (SS)	0	0.00	0	0.00	498	0.00	498	0.00
FISCAL & ADMINISTRATIVE MGR B1	0	0.00	0	0.00	626	0.00	626	0.00
FISCAL & ADMINISTRATIVE MGR B2	0	0.00	0	0.00	501	0.00	501	0.00
HUMAN RESOURCES MGR B2	0	0.00	0	0.00	251	0.00	251	0.00
SOCIAL SERVICES MGR, BAND 1	0	0.00	0	0.00	2,501	0.00	2,501	0.00
SOCIAL SERVICES MNGR, BAND 2	0	0.00	0	0.00	251	0.00	251	0.00
DIVISION DIRECTOR	0	0.00	0	0.00	251	0.00	251	0.00
DEPUTY DIVISION DIRECTOR	0	0.00	0	0.00	749	0.00	749	0.00
DESIGNATED PRINCIPAL ASST DIV	0	0.00	0	0.00	458	0.00	458	0.00
MISCELLANEOUS TECHNICAL	0	0.00	0	0.00	748	0.00	748	0.00

DECISION ITEM DETAIL

Budget Unit	FY 2013	FY 2013	FY 2014	FY 2014	FY 2015	FY 2015	FY 2015	FY 2015
Decision Item	ACTUAL	ACTUAL	BUDGET	BUDGET	DEPT REQ	DEPT REQ	GOV REC	GOV REC
Budget Object Class	DOLLAR	FTE	DOLLAR	FTE	DOLLAR	FTE	DOLLAR	FTE
CHILDREN'S ADMINISTRATION								
Pay Plan FY14-Cost to Continue - 0000014								
SPECIAL ASST PROFESSIONAL	0	0.00	0	0.00	498	0.00	498	0.00
SPECIAL ASST OFFICE & CLERICAL	0	0.00	0	0.00	493	0.00	493	0.00
TOTAL - PS	0	0.00	0	0.00	22,403	0.00	22,403	0.00
GRAND TOTAL	\$0	0.00	\$0	0.00	\$22,403	0.00	\$22,403	0.00
GENERAL REVENUE	\$0	0.00	\$0	0.00	\$3,509	0.00	\$3,509	0.00
FEDERAL FUNDS	\$0	0.00	\$0	0.00	\$18,645	0.00	\$18,645	0.00
OTHER FUNDS	\$0	0.00	\$0	0.00	\$249	0.00	\$249	0.00

DECISION ITEM DETAIL

Budget Unit	FY 2013	FY 2013	FY 2014	FY 2014	FY 2015	FY 2015	FY 2015	FY 2015
Decision Item	ACTUAL	ACTUAL	BUDGET	BUDGET	DEPT REQ	DEPT REQ	GOV REC	GOV REC
Budget Object Class	DOLLAR	FTE	DOLLAR	FTE	DOLLAR	FTE	DOLLAR	FTE
CHILDREN'S FIELD STAFF/OPS								
Pay Plan FY14-Cost to Continue - 0000014								
OFFICE SUPPORT ASST (CLERICAL)	0	0.00	0	0.00	251	0.00	251	0.00
ADMIN OFFICE SUPPORT ASSISTANT	0	0.00	0	0.00	3,251	0.00	3,251	0.00
OFFICE SUPPORT ASST (STENO)	0	0.00	0	0.00	1,251	0.00	1,251	0.00
SR OFC SUPPORT ASST (STENO)	0	0.00	0	0.00	501	0.00	501	0.00
OFFICE SUPPORT ASST (KEYBRD)	0	0.00	0	0.00	29,039	0.00	29,039	0.00
SR OFC SUPPORT ASST (KEYBRD)	0	0.00	0	0.00	7,701	0.00	7,701	0.00
CLERICAL SERVICES SPV FS	0	0.00	0	0.00	623	0.00	623	0.00
ACCOUNT CLERK II	0	0.00	0	0.00	251	0.00	251	0.00
TRAINING TECH II	0	0.00	0	0.00	251	0.00	251	0.00
EXECUTIVE I	0	0.00	0	0.00	1,501	0.00	1,501	0.00
HEALTH PROGRAM REP II	0	0.00	0	0.00	88	0.00	88	0.00
CHILDREN'S SERVICE WORKER I	0	0.00	0	0.00	32,548	0.00	32,548	0.00
CHILDREN'S SERVICE WORKER II	0	0.00	0	0.00	298,441	0.00	298,441	0.00
CHILDREN'S SERVICE SPV	0	0.00	0	0.00	57,751	0.00	57,751	0.00
CHILDREN'S SERVICE PROG MGR	0	0.00	0	0.00	5,751	0.00	5,751	0.00
CHILDREN'S SERVICE SPECIALIST	0	0.00	0	0.00	16,501	0.00	16,501	0.00
FAMILY SUPPORT ELIGIBILITY SPC	0	0.00	0	0.00	7,876	0.00	7,876	0.00
FAMILY SUPPORT ELIGIBILITY SPV	0	0.00	0	0.00	1,251	0.00	1,251	0.00
REG CNSLT RESID LCSNG UNIT	0	0.00	0	0.00	998	0.00	998	0.00
PROGRAM DEVELOPMENT SPEC	0	0.00	0	0.00	501	0.00	501	0.00
CORRESPONDENCE & INFO SPEC I	0	0.00	0	0.00	251	0.00	251	0.00
FISCAL & ADMINISTRATIVE MGR B1	0	0.00	0	0.00	501	0.00	501	0.00
SOCIAL SERVICES MGR, BAND 1	0	0.00	0	0.00	13,999	0.00	13,999	0.00
SOCIAL SERVICES MNGR, BAND 2	0	0.00	0	0.00	251	0.00	251	0.00
MISCELLANEOUS PROFESSIONAL	0	0.00	0	0.00	8	0.00	8	0.00
SPECIAL ASST PROFESSIONAL	0	0.00	0	0.00	1,251	0.00	1,251	0.00
SPECIAL ASST OFFICE & CLERICAL	0	0.00	0	0.00	251	0.00	251	0.00

DECISION ITEM DETAIL

Budget Unit	FY 2013	FY 2013	FY 2014	FY 2014	FY 2015	FY 2015	FY 2015	FY 2015
Decision Item	ACTUAL	ACTUAL	BUDGET	BUDGET	DEPT REQ	DEPT REQ	GOV REC	GOV REC
Budget Object Class	DOLLAR	FTE	DOLLAR	FTE	DOLLAR	FTE	DOLLAR	FTE
CHILDREN'S FIELD STAFF/OPS								
Pay Plan FY14-Cost to Continue - 0000014								
SOCIAL SERVICES WORKER	0	0.00	0	0.00	33	0.00	33	0.00
TOTAL - PS	0	0.00	0	0.00	482,871	0.00	482,871	0.00
GRAND TOTAL	\$0	0.00	\$0	0.00	\$482,871	0.00	\$482,871	0.00
GENERAL REVENUE	\$0	0.00	\$0	0.00	\$168,901	0.00	\$168,901	0.00
FEDERAL FUNDS	\$0	0.00	\$0	0.00	\$313,504	0.00	\$313,504	0.00
OTHER FUNDS	\$0	0.00	\$0	0.00	\$466	0.00	\$466	0.00

DECISION ITEM DETAIL

Budget Unit	FY 2013	FY 2013	FY 2014	FY 2014	FY 2015	FY 2015	FY 2015	FY 2015
Decision Item	ACTUAL	ACTUAL	BUDGET	BUDGET	DEPT REQ	DEPT REQ	GOV REC	GOV REC
Budget Object Class	DOLLAR	FTE	DOLLAR	FTE	DOLLAR	FTE	DOLLAR	FTE
PURCHASE OF CHILD CARE								
Pay Plan FY14-Cost to Continue - 0000014								
SR OFC SUPPORT ASST (KEYBRD)	0	0.00	0	0.00	250	0.00	250	0.00
EXECUTIVE I	0	0.00	0	0.00	250	0.00	250	0.00
MANAGEMENT ANALYSIS SPEC II	0	0.00	0	0.00	250	0.00	250	0.00
PROGRAM DEVELOPMENT SPEC	0	0.00	0	0.00	1,500	0.00	1,500	0.00
SOCIAL SERVICES MGR, BAND 1	0	0.00	0	0.00	500	0.00	500	0.00
SPECIAL ASST PROFESSIONAL	0	0.00	0	0.00	250	0.00	250	0.00
SPECIAL ASST OFFICE & CLERICAL	0	0.00	0	0.00	250	0.00	250	0.00
TOTAL - PS	0	0.00	0	0.00	3,250	0.00	3,250	0.00
GRAND TOTAL	\$0	0.00	\$0	0.00	\$3,250	0.00	\$3,250	0.00
GENERAL REVENUE	\$0	0.00	\$0	0.00	\$0	0.00	\$0	0.00
FEDERAL FUNDS	\$0	0.00	\$0	0.00	\$3,250	0.00	\$3,250	0.00
OTHER FUNDS	\$0	0.00	\$0	0.00	\$0	0.00	\$0	0.00

DECISION ITEM DETAIL

Budget Unit	FY 2013	FY 2013	FY 2014	FY 2014	FY 2015	FY 2015	FY 2015	FY 2015
Decision Item	ACTUAL	ACTUAL	BUDGET	BUDGET	DEPT REQ	DEPT REQ	GOV REC	GOV REC
Budget Object Class	DOLLAR	FTE	DOLLAR	FTE	DOLLAR	FTE	DOLLAR	FTE
YOUTH SERVICES ADMIN								
Pay Plan FY14-Cost to Continue - 0000014								
ADMIN OFFICE SUPPORT ASSISTANT	0	0.00	0	0.00	125	0.00	125	0.00
OFFICE SUPPORT ASST (STENO)	0	0.00	0	0.00	250	0.00	250	0.00
SR OFC SUPPORT ASST (STENO)	0	0.00	0	0.00	865	0.00	865	0.00
OFFICE SUPPORT ASST (KEYBRD)	0	0.00	0	0.00	1,501	0.00	1,501	0.00
SR OFC SUPPORT ASST (KEYBRD)	0	0.00	0	0.00	1,250	0.00	1,250	0.00
AUDITOR II	0	0.00	0	0.00	250	0.00	250	0.00
ACCOUNTING ANAL II	0	0.00	0	0.00	250	0.00	250	0.00
PERSONNEL OFCR I	0	0.00	0	0.00	250	0.00	250	0.00
TRAINING TECH II	0	0.00	0	0.00	500	0.00	500	0.00
MANAGEMENT ANALYSIS SPEC II	0	0.00	0	0.00	251	0.00	251	0.00
PERSONNEL CLERK	0	0.00	0	0.00	250	0.00	250	0.00
COMMUNITY SVS COORD-YOUTH SRVS	0	0.00	0	0.00	250	0.00	250	0.00
PROGRAM DEVELOPMENT SPEC	0	0.00	0	0.00	250	0.00	250	0.00
FISCAL & ADMINISTRATIVE MGR B2	0	0.00	0	0.00	250	0.00	250	0.00
HUMAN RESOURCES MGR B2	0	0.00	0	0.00	250	0.00	250	0.00
SOCIAL SERVICES MGR, BAND 1	0	0.00	0	0.00	1,250	0.00	1,250	0.00
SOCIAL SERVICES MNGR, BAND 2	0	0.00	0	0.00	1,250	0.00	1,250	0.00
DIVISION DIRECTOR	0	0.00	0	0.00	250	0.00	250	0.00
DEPUTY DIVISION DIRECTOR	0	0.00	0	0.00	501	0.00	501	0.00
DESIGNATED PRINCIPAL ASST DIV	0	0.00	0	0.00	10	0.00	10	0.00
BOARD MEMBER	0	0.00	0	0.00	70	0.00	70	0.00
BOARD CHAIRMAN	0	0.00	0	0.00	13	0.00	13	0.00
SPECIAL ASST OFFICE & CLERICAL	0	0.00	0	0.00	251	0.00	251	0.00
TOTAL - PS	0	0.00	0	0.00	10,337	0.00	10,337	0.00
GRAND TOTAL	\$0	0.00	\$0	0.00	\$10,337	0.00	\$10,337	0.00
GENERAL REVENUE	\$0	0.00	\$0	0.00	\$6,665	0.00	\$6,665	0.00
FEDERAL FUNDS	\$0	0.00	\$0	0.00	\$3,672	0.00	\$3,672	0.00
OTHER FUNDS	\$0	0.00	\$0	0.00	\$0	0.00	\$0	0.00

DECISION ITEM DETAIL

Budget Unit	FY 2013	FY 2013	FY 2014	FY 2014	FY 2015	FY 2015	FY 2015	FY 2015
Decision Item	ACTUAL	ACTUAL	BUDGET	BUDGET	DEPT REQ	DEPT REQ	GOV REC	GOV REC
Budget Object Class	DOLLAR	FTE	DOLLAR	FTE	DOLLAR	FTE	DOLLAR	FTE
YOUTH TREATMENT PROGRAMS								
Pay Plan FY14-Cost to Continue - 0000014								
OFFICE SUPPORT ASST (STENO)	0	0.00	0	0.00	1,754	0.00	1,754	0.00
SR OFC SUPPORT ASST (STENO)	0	0.00	0	0.00	2,251	0.00	2,251	0.00
OFFICE SUPPORT ASST (KEYBRD)	0	0.00	0	0.00	9,998	0.00	9,998	0.00
SR OFC SUPPORT ASST (KEYBRD)	0	0.00	0	0.00	4,251	0.00	4,251	0.00
ACCOUNT CLERK I	0	0.00	0	0.00	248	0.00	248	0.00
ACCOUNT CLERK II	0	0.00	0	0.00	256	0.00	256	0.00
ACCOUNTANT I	0	0.00	0	0.00	1,748	0.00	1,748	0.00
PERSONNEL ANAL II	0	0.00	0	0.00	248	0.00	248	0.00
STAFF TRAINING & DEV COOR	0	0.00	0	0.00	248	0.00	248	0.00
TRAINING TECH II	0	0.00	0	0.00	2,496	0.00	2,496	0.00
EXECUTIVE I	0	0.00	0	0.00	2,257	0.00	2,257	0.00
MANAGEMENT ANALYSIS SPEC I	0	0.00	0	0.00	251	0.00	251	0.00
PERSONNEL CLERK	0	0.00	0	0.00	248	0.00	248	0.00
COOK II	0	0.00	0	0.00	7,377	0.00	7,377	0.00
COOK III	0	0.00	0	0.00	3,751	0.00	3,751	0.00
ACADEMIC TEACHER I	0	0.00	0	0.00	416	0.00	416	0.00
ACADEMIC TEACHER II	0	0.00	0	0.00	1,002	0.00	1,002	0.00
ACADEMIC TEACHER III	0	0.00	0	0.00	11,127	0.00	11,127	0.00
EDUCATION SUPERVISOR	0	0.00	0	0.00	1,748	0.00	1,748	0.00
LIBRARIAN I	0	0.00	0	0.00	248	0.00	248	0.00
EDUCATION ASST II	0	0.00	0	0.00	749	0.00	749	0.00
SPECIAL EDUC TEACHER II	0	0.00	0	0.00	1,381	0.00	1,381	0.00
SPECIAL EDUC TEACHER III	0	0.00	0	0.00	16,376	0.00	16,376	0.00
GUIDANCE CNSLR II	0	0.00	0	0.00	502	0.00	502	0.00
VOCATIONAL TEACHER III	0	0.00	0	0.00	891	0.00	891	0.00
LPN II GEN	0	0.00	0	0.00	2,501	0.00	2,501	0.00
REGISTERED NURSE II	0	0.00	0	0.00	1,624	0.00	1,624	0.00
REGISTERED NURSE SENIOR	0	0.00	0	0.00	1,251	0.00	1,251	0.00
PSYCHOLOGIST I	0	0.00	0	0.00	252	0.00	252	0.00
RECREATION OFCR II	0	0.00	0	0.00	179	0.00	179	0.00
OUTDOOR REHAB CNSLR I	0	0.00	0	0.00	2,249	0.00	2,249	0.00
OUTDOOR REHAB CNSLR II	0	0.00	0	0.00	248	0.00	248	0.00

DECISION ITEM DETAIL

Budget Unit	FY 2013	FY 2013	FY 2014	FY 2014	FY 2015	FY 2015	FY 2015	FY 2015
Decision Item	ACTUAL	ACTUAL	BUDGET	BUDGET	DEPT REQ	DEPT REQ	GOV REC	GOV REC
Budget Object Class	DOLLAR	FTE	DOLLAR	FTE	DOLLAR	FTE	DOLLAR	FTE
YOUTH TREATMENT PROGRAMS								
Pay Plan FY14-Cost to Continue - 0000014								
YOUTH FACILITY MGR I	0	0.00	0	0.00	3,501	0.00	3,501	0.00
YOUTH FACILITY MGR II	0	0.00	0	0.00	5,751	0.00	5,751	0.00
YOUTH SPECIALIST I	0	0.00	0	0.00	20,884	0.00	20,884	0.00
YOUTH SPECIALIST II	0	0.00	0	0.00	131,733	0.00	131,733	0.00
YOUTH GROUP LEADER	0	0.00	0	0.00	19,501	0.00	19,501	0.00
REG FAMILY SPEC	0	0.00	0	0.00	4,498	0.00	4,498	0.00
SERV COOR YTH SRVCS	0	0.00	0	0.00	19,248	0.00	19,248	0.00
SERV COOR II YTH SRVCS	0	0.00	0	0.00	3,499	0.00	3,499	0.00
SERV COOR SPV YTH SRVCS	0	0.00	0	0.00	2,751	0.00	2,751	0.00
COMMUNITY SVS COORD-YOUTH SRVS	0	0.00	0	0.00	1,249	0.00	1,249	0.00
FISCAL & ADMINISTRATIVE MGR B1	0	0.00	0	0.00	696	0.00	696	0.00
SOCIAL SERVICES MGR, BAND 1	0	0.00	0	0.00	4,751	0.00	4,751	0.00
SOCIAL SERVICES MNGR, BAND 2	0	0.00	0	0.00	248	0.00	248	0.00
DESIGNATED PRINCIPAL ASST DIV	0	0.00	0	0.00	250	0.00	250	0.00
SPECIAL ASST PROFESSIONAL	0	0.00	0	0.00	502	0.00	502	0.00
SOCIAL SERVICES AIDE	0	0.00	0	0.00	9,624	0.00	9,624	0.00
TOTAL - PS	0	0.00	0	0.00	308,812	0.00	308,812	0.00
GRAND TOTAL	\$0	0.00	\$0	0.00	\$308,812	0.00	\$308,812	0.00
GENERAL REVENUE	\$0	0.00	\$0	0.00	\$117,654	0.00	\$117,654	0.00
FEDERAL FUNDS	\$0	0.00	\$0	0.00	\$168,828	0.00	\$168,828	0.00
OTHER FUNDS	\$0	0.00	\$0	0.00	\$22,330	0.00	\$22,330	0.00

DECISION ITEM DETAIL

Budget Unit	FY 2013	FY 2013	FY 2014	FY 2014	FY 2015	FY 2015	FY 2015	FY 2015
Decision Item	ACTUAL	ACTUAL	BUDGET	BUDGET	DEPT REQ	DEPT REQ	GOV REC	GOV REC
Budget Object Class	DOLLAR	FTE	DOLLAR	FTE	DOLLAR	FTE	DOLLAR	FTE
MO HEALTHNET ADMIN								
Pay Plan FY14-Cost to Continue - 0000014								
OFFICE SUPPORT ASST (CLERICAL)	0	0.00	0	0.00	252	0.00	252	0.00
ADMIN OFFICE SUPPORT ASSISTANT	0	0.00	0	0.00	1,753	0.00	1,753	0.00
OFFICE SUPPORT ASST (KEYBRD)	0	0.00	0	0.00	1,253	0.00	1,253	0.00
SR OFC SUPPORT ASST (KEYBRD)	0	0.00	0	0.00	3,752	0.00	3,752	0.00
ACCOUNT CLERK II	0	0.00	0	0.00	1,253	0.00	1,253	0.00
AUDITOR II	0	0.00	0	0.00	1,002	0.00	1,002	0.00
AUDITOR I	0	0.00	0	0.00	1,252	0.00	1,252	0.00
SENIOR AUDITOR	0	0.00	0	0.00	1,751	0.00	1,751	0.00
ACCOUNTANT I	0	0.00	0	0.00	502	0.00	502	0.00
ACCOUNTANT III	0	0.00	0	0.00	1,002	0.00	1,002	0.00
PERSONNEL OFCR I	0	0.00	0	0.00	252	0.00	252	0.00
EXECUTIVE II	0	0.00	0	0.00	252	0.00	252	0.00
MANAGEMENT ANALYSIS SPEC II	0	0.00	0	0.00	2,252	0.00	2,252	0.00
HEALTH PROGRAM REP III	0	0.00	0	0.00	252	0.00	252	0.00
PHYSICIAN	0	0.00	0	0.00	252	0.00	252	0.00
REGISTERED NURSE - CLIN OPERS	0	0.00	0	0.00	1,003	0.00	1,003	0.00
PROGRAM DEVELOPMENT SPEC	0	0.00	0	0.00	2,503	0.00	2,503	0.00
MEDICAID PROGRAM RELATIONS REP	0	0.00	0	0.00	1,001	0.00	1,001	0.00
CORRESPONDENCE & INFO SPEC I	0	0.00	0	0.00	4,877	0.00	4,877	0.00
MEDICAID PHARMACEUTICAL TECH	0	0.00	0	0.00	1,751	0.00	1,751	0.00
MEDICAID CLERK	0	0.00	0	0.00	2,002	0.00	2,002	0.00
MEDICAID TECHNICIAN	0	0.00	0	0.00	7,136	0.00	7,136	0.00
MEDICAID SPEC	0	0.00	0	0.00	7,000	0.00	7,000	0.00
MEDICAID UNIT SPV	0	0.00	0	0.00	2,752	0.00	2,752	0.00
FISCAL & ADMINISTRATIVE MGR B1	0	0.00	0	0.00	1,503	0.00	1,503	0.00
FISCAL & ADMINISTRATIVE MGR B2	0	0.00	0	0.00	1,001	0.00	1,001	0.00
RESEARCH MANAGER B1	0	0.00	0	0.00	252	0.00	252	0.00
SOCIAL SERVICES MGR, BAND 1	0	0.00	0	0.00	502	0.00	502	0.00
SOCIAL SERVICES MNGR, BAND 2	0	0.00	0	0.00	3,252	0.00	3,252	0.00
DIVISION DIRECTOR	0	0.00	0	0.00	252	0.00	252	0.00
DEPUTY DIVISION DIRECTOR	0	0.00	0	0.00	252	0.00	252	0.00
DESIGNATED PRINCIPAL ASST DIV	0	0.00	0	0.00	272	0.00	272	0.00

1/21/14 19:01

im_didetail

Page 158 of 266

DECISION ITEM DETAIL

Budget Unit	FY 2013	FY 2013	FY 2014	FY 2014	FY 2015	FY 2015	FY 2015	FY 2015
Decision Item	ACTUAL	ACTUAL	BUDGET	BUDGET	DEPT REQ	DEPT REQ	GOV REC	GOV REC
Budget Object Class	DOLLAR	FTE	DOLLAR	FTE	DOLLAR	FTE	DOLLAR	FTE
MO HEALTHNET ADMIN								
Pay Plan FY14-Cost to Continue - 0000014								
LEGAL COUNSEL	0	0.00	0	0.00	252	0.00	252	0.00
SPECIAL ASST PROFESSIONAL	0	0.00	0	0.00	3,253	0.00	3,253	0.00
SPECIAL ASST OFFICE & CLERICAL	0	0.00	0	0.00	754	0.00	754	0.00
TOTAL - PS	0	0.00	0	0.00	58,602	0.00	58,602	0.00
GRAND TOTAL	\$0	0.00	\$0	0.00	\$58,602	0.00	\$58,602	0.00
GENERAL REVENUE	\$0	0.00	\$0	0.00	\$16,144	0.00	\$16,144	0.00
FEDERAL FUNDS	\$0	0.00	\$0	0.00	\$31,252	0.00	\$31,252	0.00
OTHER FUNDS	\$0	0.00	\$0	0.00	\$11,206	0.00	\$11,206	0.00

NEW DECISION ITEM
RANK: 3

Department : Social Services	Budget Unit <u>Various</u>
Division: Department-Wide	
DI Name: General Structure Adjustment - Cost of Living	DI#: 0000015

1. AMOUNT OF REQUEST

	FY 2015 Budget Request			
	GR	Federal	Other	Total
PS	0	0	0	0
EE	0	0	0	0
PSD	0	0	0	0
TRF	0	0	0	0
Total	0	0	0	0
FTE	0.00	0.00	0.00	0.00

Est. Fringe	0	0	0	0
--------------------	---	---	---	---

Note: Fringes budgeted in House Bill 5 except for certain fringes budgeted directly to MoDOT, Highway Patrol, and Conservation.

Other Funds:

	FY 2015 Governor's Recommendation			
	GR	Federal	Other	Total
PS	1,041,330	2,269,685	208,808	3,519,823
EE	0	0	0	0
PSD	0	0	0	0
TRF	0	0	0	0
Total	1,041,330	2,269,685	208,808	3,519,823
FTE	0.00	0.00	0.00	0.00

Est. Fringe	266,164	580,131	53,371	899,667
--------------------	---------	---------	--------	---------

Note: Fringes budgeted in House Bill 5 except for certain fringes budgeted directly to MoDOT, Highway Patrol, and Conservation.

Other Funds: Recovery Audit and Compliance (0974), DOSS Administrative Trust Fund (0545), Third Party Liability Collection Fund (0120), Health Initiatives Fund (0275), Early Childhood Development Education/Care (0859), DOSS Educational Improvement Fund (0620), Federal Reimbursement Allowance (0142), Pharmacy Reimbursement Allowance (0144), Nursing Facility Quality of Care (0271), Missouri RX Plan Fund (0779), Ambulance Service Reimbursement Allowance (0958)

2. THIS REQUEST CAN BE CATEGORIZED AS:

<input type="checkbox"/> New Legislation	<input type="checkbox"/> New Program	<input type="checkbox"/> Fund Switch
<input type="checkbox"/> Federal Mandate	<input type="checkbox"/> Program Expansion	<input type="checkbox"/> Cost to Continue
<input type="checkbox"/> GR Pick-Up	<input type="checkbox"/> Space Request	<input type="checkbox"/> Equipment Replacement
<input checked="" type="checkbox"/> Pay Plan	<input type="checkbox"/> Other: _____	

NEW DECISION ITEM
RANK: 3

Department : Social Services	Budget Unit <u>Various</u>
Division: Department-Wide	
DI Name: General Structure Adjustment - Cost of Living	DI#: 0000015

3. WHY IS THIS FUNDING NEEDED? PROVIDE AN EXPLANATION FOR ITEMS CHECKED IN #2. INCLUDE THE FEDERAL OR STATE STATUTORY OR CONSTITUTIONAL AUTHORIZATION FOR THIS PROGRAM.

The Governor's Fiscal Year 2015 budget includes a three percent pay raise for all state employees, beginning January 1, 2015. It does not include elected officials, members of the general assembly, or judges covered under the Missouri Citizens' Commission on Compensation for Elected Officials.

4. DESCRIBE THE DETAILED ASSUMPTIONS USED TO DERIVE THE SPECIFIC REQUESTED AMOUNT. (How did you determine that the requested number of FTE were appropriate? From what source or standard did you derive the requested levels of funding? Were alternatives such as outsourcing or automation considered? If based on new legislation, does request tie to TAFP fiscal note? If not, explain why. Detail which portions of the request are one-times and how those amounts were calculated.)

Division	Program/ Appropriation	General Revenue	Federal Funds	Other Funds	Total Funds
Director's Office	Office of the Director	\$1,470	\$1,963	\$421	\$3,854
Human Resource Center	Human Resource Center	\$3,783	\$2,693	\$0	\$6,476
MO Medicaid Audit & Compliance	MO Medicaid Audit & Compliance	\$16,726	\$21,619	\$4,834	\$43,179
Finance and Administrative Svcs	DFAS	\$24,939	\$14,465	\$724	\$40,128
Legal Services	DLS	\$22,842	\$42,102	\$10,151	\$75,095
Family Support	FSD Administration	\$8,970	\$71,823	\$18,958	\$99,751
Family Support	IM Field Staff/Ops	\$209,759	\$706,102	\$16,671	\$932,532
Family Support	Eligibility & Enrollment	\$5,234	\$47,102	\$0	\$52,336
Family Support	Community Partnerships	\$1,319	\$0	\$0	\$1,319
Family Support	Blind Administration	\$11,264	\$40,965	\$0	\$52,229
Family Support	Child Support Field Staff/Ops	\$0	\$258,261	\$85,948	\$344,209
Children's	Children's Administration	\$10,520	\$43,935	\$623	\$55,078
Children's	Children's Field Staff/Ops	\$426,407	\$612,499	\$965	\$1,039,871
Children's	Purchase of Child Care	\$211	\$7,016	\$0	\$7,227
Youth Services	Youth Services Administration	\$17,234	\$7,138	\$0	\$24,372
Youth Services	Youth Treatment Programs	\$242,671	\$318,185	\$45,043	\$605,899
MO HealthNet	MO HealthNet Administration	\$37,981	\$73,817	\$24,470	\$136,268
	Total	\$1,041,330	\$2,269,685	\$208,808	\$3,519,823

NEW DECISION ITEM
RANK: 3

Department : Social Services	Budget Unit <u>Various</u>
Division: Department-Wide	
DI Name: General Structure Adjustment - Cost of Living	DI#: 0000015

5. BREAK DOWN THE REQUEST BY BUDGET OBJECT CLASS, JOB CLASS, AND FUND SOURCE. IDENTIFY ONE-TIME COSTS.

Budget Object Class/Job Class	Dept Req GR DOLLARS	Dept Req GR FTE	Dept Req FED DOLLARS	Dept Req FED FTE	Dept Req OTHER DOLLARS	Dept Req OTHER FTE	Dept Req TOTAL DOLLARS	Dept Req TOTAL FTE	Dept Req One-Time DOLLARS
							0	0.0	
Total PS	0	0.0	0	0.0	0	0.0	0	0.0	0
Total EE	0		0		0		0		0
Program Distributions							0		
Total PSD	0		0		0		0		0
Transfers									
Total TRF	0		0		0		0		0
Grand Total	0	0.0	0	0.0	0	0.0	0	0.0	0

Budget Object Class/Job Class	Gov Rec GR DOLLARS	Gov Rec GR FTE	Gov Rec FED DOLLARS	Gov Rec FED FTE	Gov Rec OTHER DOLLARS	Gov Rec OTHER FTE	Gov Rec TOTAL DOLLARS	Gov Rec TOTAL FTE	Gov Rec One-Time DOLLARS
							0	0.0	
Total PS	1,041,330		2,269,685		208,808		3,519,823	0.0	
	1,041,330	0.0	2,269,685	0.0	208,808	0.0	3,519,823	0.0	0
Total EE	0		0		0		0		0
Program Distributions							0		
Total PSD	0		0		0		0		0
Transfers									
Total TRF	0		0		0		0		0
Grand Total	1,041,330	0.0	2,269,685	0.0	208,808	0.0	3,519,823	0.0	0

DECISION ITEM DETAIL

Budget Unit	FY 2013	FY 2013	FY 2014	FY 2014	FY 2015	FY 2015	FY 2015	FY 2015
Decision Item	ACTUAL	ACTUAL	BUDGET	BUDGET	DEPT REQ	DEPT REQ	GOV REC	GOV REC
Budget Object Class	DOLLAR	FTE	DOLLAR	FTE	DOLLAR	FTE	DOLLAR	FTE
OFFICE OF DIRECTOR								
Pay Plan FY15-COLA - 0000015								
STATE DEPARTMENT DIRECTOR	0	0.00	0	0.00	0	0.00	1,657	0.00
DEPUTY STATE DEPT DIRECTOR	0	0.00	0	0.00	0	0.00	1,417	0.00
SPECIAL ASST OFFICE & CLERICAL	0	0.00	0	0.00	0	0.00	780	0.00
TOTAL - PS	0	0.00	0	0.00	0	0.00	3,854	0.00
GRAND TOTAL	\$0	0.00	\$0	0.00	\$0	0.00	\$3,854	0.00
GENERAL REVENUE	\$0	0.00	\$0	0.00	\$0	0.00	\$1,470	0.00
FEDERAL FUNDS	\$0	0.00	\$0	0.00	\$0	0.00	\$1,963	0.00
OTHER FUNDS	\$0	0.00	\$0	0.00	\$0	0.00	\$421	0.00

DECISION ITEM DETAIL

Budget Unit	FY 2013	FY 2013	FY 2014	FY 2014	FY 2015	FY 2015	FY 2015	FY 2015
Decision Item	ACTUAL	ACTUAL	BUDGET	BUDGET	DEPT REQ	DEPT REQ	GOV REC	GOV REC
Budget Object Class	DOLLAR	FTE	DOLLAR	FTE	DOLLAR	FTE	DOLLAR	FTE
HUMAN RESOURCE CENTER								
Pay Plan FY15-COLA - 0000015								
ADMIN OFFICE SUPPORT ASSISTANT	0	0.00	0	0.00	0	0.00	469	0.00
SR OFC SUPPORT ASST (KEYBRD)	0	0.00	0	0.00	0	0.00	83	0.00
PERSONNEL OFCR I	0	0.00	0	0.00	0	0.00	578	0.00
PERSONNEL OFCR II	0	0.00	0	0.00	0	0.00	60	0.00
HUMAN RELATIONS OFCR I	0	0.00	0	0.00	0	0.00	1,064	0.00
HUMAN RELATIONS OFCR II	0	0.00	0	0.00	0	0.00	627	0.00
PERSONNEL ANAL II	0	0.00	0	0.00	0	0.00	550	0.00
HUMAN RESOURCES MGR B2	0	0.00	0	0.00	0	0.00	1,852	0.00
HUMAN RESOURCES MGR B3	0	0.00	0	0.00	0	0.00	1,103	0.00
LEGAL COUNSEL	0	0.00	0	0.00	0	0.00	56	0.00
MISCELLANEOUS PROFESSIONAL	0	0.00	0	0.00	0	0.00	7	0.00
SPECIAL ASST OFFICE & CLERICAL	0	0.00	0	0.00	0	0.00	27	0.00
TOTAL - PS	0	0.00	0	0.00	0	0.00	6,476	0.00
GRAND TOTAL	\$0	0.00	\$0	0.00	\$0	0.00	\$6,476	0.00
GENERAL REVENUE	\$0	0.00	\$0	0.00	\$0	0.00	\$3,783	0.00
FEDERAL FUNDS	\$0	0.00	\$0	0.00	\$0	0.00	\$2,693	0.00
OTHER FUNDS	\$0	0.00	\$0	0.00	\$0	0.00	\$0	0.00

DECISION ITEM DETAIL

Budget Unit	FY 2013	FY 2013	FY 2014	FY 2014	FY 2015	FY 2015	FY 2015	FY 2015
Decision Item	ACTUAL	ACTUAL	BUDGET	BUDGET	DEPT REQ	DEPT REQ	GOV REC	GOV REC
Budget Object Class	DOLLAR	FTE	DOLLAR	FTE	DOLLAR	FTE	DOLLAR	FTE
MO MEDICAID AUDIT & COMPLIANCE								
Pay Plan FY15-COLA - 0000015								
SR OFC SUPPORT ASST (CLERICAL)	0	0.00	0	0.00	0	0.00	470	0.00
ADMIN OFFICE SUPPORT ASSISTANT	0	0.00	0	0.00	0	0.00	749	0.00
OFFICE SUPPORT ASST (KEYBRD)	0	0.00	0	0.00	0	0.00	315	0.00
SR OFC SUPPORT ASST (KEYBRD)	0	0.00	0	0.00	0	0.00	704	0.00
ACCOUNT CLERK II	0	0.00	0	0.00	0	0.00	3	0.00
AUDITOR II	0	0.00	0	0.00	0	0.00	530	0.00
ACCOUNTANT I	0	0.00	0	0.00	0	0.00	472	0.00
EXECUTIVE I	0	0.00	0	0.00	0	0.00	278	0.00
MANAGEMENT ANALYSIS SPEC II	0	0.00	0	0.00	0	0.00	571	0.00
HEALTH PROGRAM REP III	0	0.00	0	0.00	0	0.00	592	0.00
ADMINISTRATIVE ANAL I	0	0.00	0	0.00	0	0.00	803	0.00
ADMINISTRATIVE ANAL II	0	0.00	0	0.00	0	0.00	904	0.00
MEDICAL TECHNOLOGIST I	0	0.00	0	0.00	0	0.00	445	0.00
REGISTERED NURSE II	0	0.00	0	0.00	0	0.00	1	0.00
REGISTERED NURSE III	0	0.00	0	0.00	0	0.00	1	0.00
REGISTERED NURSE IV	0	0.00	0	0.00	0	0.00	721	0.00
REGISTERED NURSE SENIOR	0	0.00	0	0.00	0	0.00	3,166	0.00
REGISTERED NURSE - CLIN OPERS	0	0.00	0	0.00	0	0.00	811	0.00
AGING PROGRAM SPEC I	0	0.00	0	0.00	0	0.00	3	0.00
INVESTIGATOR II	0	0.00	0	0.00	0	0.00	2,513	0.00
INVESTIGATOR III	0	0.00	0	0.00	0	0.00	446	0.00
CORRESPONDENCE & INFO SPEC I	0	0.00	0	0.00	0	0.00	951	0.00
MEDICAID PHARMACEUTICAL TECH	0	0.00	0	0.00	0	0.00	3	0.00
MEDICAID CLERK	0	0.00	0	0.00	0	0.00	4,207	0.00
MEDICAID TECHNICIAN	0	0.00	0	0.00	0	0.00	445	0.00
MEDICAID SPEC	0	0.00	0	0.00	0	0.00	13,350	0.00
MEDICAID UNIT SPV	0	0.00	0	0.00	0	0.00	2,584	0.00
FISCAL & ADMINISTRATIVE MGR B1	0	0.00	0	0.00	0	0.00	508	0.00
FISCAL & ADMINISTRATIVE MGR B2	0	0.00	0	0.00	0	0.00	770	0.00
INVESTIGATION MGR B1	0	0.00	0	0.00	0	0.00	567	0.00
REGISTERED NURSE MANAGER B2	0	0.00	0	0.00	0	0.00	811	0.00
HEALTH & SENIOR SVCS MANAGER 1	0	0.00	0	0.00	0	0.00	3	0.00

DECISION ITEM DETAIL

Budget Unit	FY 2013	FY 2013	FY 2014	FY 2014	FY 2015	FY 2015	FY 2015	FY 2015
Decision Item	ACTUAL	ACTUAL	BUDGET	BUDGET	DEPT REQ	DEPT REQ	GOV REC	GOV REC
Budget Object Class	DOLLAR	FTE	DOLLAR	FTE	DOLLAR	FTE	DOLLAR	FTE
MO MEDICAID AUDIT & COMPLIANCE								
Pay Plan FY15-COLA - 0000015								
SOCIAL SERVICES MNGR, BAND 2	0	0.00	0	0.00	0	0.00	3	0.00
DESIGNATED PRINCIPAL ASST DEPT	0	0.00	0	0.00	0	0.00	1,132	0.00
DESIGNATED PRINCIPAL ASST DIV	0	0.00	0	0.00	0	0.00	1,135	0.00
SPECIAL ASST PROFESSIONAL	0	0.00	0	0.00	0	0.00	2,212	0.00
TOTAL - PS	0	0.00	0	0.00	0	0.00	43,179	0.00
GRAND TOTAL	\$0	0.00	\$0	0.00	\$0	0.00	\$43,179	0.00
GENERAL REVENUE	\$0	0.00	\$0	0.00	\$0	0.00	\$16,726	0.00
FEDERAL FUNDS	\$0	0.00	\$0	0.00	\$0	0.00	\$21,619	0.00
OTHER FUNDS	\$0	0.00	\$0	0.00	\$0	0.00	\$4,834	0.00

DECISION ITEM DETAIL

Budget Unit	FY 2013	FY 2013	FY 2014	FY 2014	FY 2015	FY 2015	FY 2015	FY 2015
Decision Item	ACTUAL	ACTUAL	BUDGET	BUDGET	DEPT REQ	DEPT REQ	GOV REC	GOV REC
Budget Object Class	DOLLAR	FTE	DOLLAR	FTE	DOLLAR	FTE	DOLLAR	FTE
FINANCE & ADMINISTRATIVE SRVS								
Pay Plan FY15-COLA - 0000015								
ADMIN OFFICE SUPPORT ASSISTANT	0	0.00	0	0.00	0	0.00	1,546	0.00
SR OFC SUPPORT ASST (KEYBRD)	0	0.00	0	0.00	0	0.00	444	0.00
PRINTING/MAIL TECHNICIAN IV	0	0.00	0	0.00	0	0.00	419	0.00
STOREKEEPER I	0	0.00	0	0.00	0	0.00	377	0.00
PROCUREMENT OFCR I	0	0.00	0	0.00	0	0.00	463	0.00
PROCUREMENT OFCR II	0	0.00	0	0.00	0	0.00	1,155	0.00
OFFICE SERVICES COOR	0	0.00	0	0.00	0	0.00	550	0.00
ACCOUNT CLERK II	0	0.00	0	0.00	0	0.00	3,282	0.00
ACCOUNTANT I	0	0.00	0	0.00	0	0.00	2,188	0.00
ACCOUNTANT II	0	0.00	0	0.00	0	0.00	2,382	0.00
ACCOUNTING SPECIALIST I	0	0.00	0	0.00	0	0.00	493	0.00
ACCOUNTING SPECIALIST II	0	0.00	0	0.00	0	0.00	3	0.00
ACCOUNTING SPECIALIST III	0	0.00	0	0.00	0	0.00	646	0.00
BUDGET ANAL III	0	0.00	0	0.00	0	0.00	615	0.00
RESEARCH ANAL I	0	0.00	0	0.00	0	0.00	437	0.00
RESEARCH ANAL II	0	0.00	0	0.00	0	0.00	548	0.00
RESEARCH ANAL III	0	0.00	0	0.00	0	0.00	3,643	0.00
RESEARCH ANAL IV	0	0.00	0	0.00	0	0.00	1,508	0.00
EXECUTIVE I	0	0.00	0	0.00	0	0.00	436	0.00
EXECUTIVE II	0	0.00	0	0.00	0	0.00	1,291	0.00
MANAGEMENT ANALYSIS SPEC I	0	0.00	0	0.00	0	0.00	209	0.00
TELECOMMUN ANAL IV	0	0.00	0	0.00	0	0.00	739	0.00
MOTOR VEHICLE DRIVER	0	0.00	0	0.00	0	0.00	365	0.00
FISCAL & ADMINISTRATIVE MGR B1	0	0.00	0	0.00	0	0.00	2,030	0.00
FISCAL & ADMINISTRATIVE MGR B2	0	0.00	0	0.00	0	0.00	3,451	0.00
RESEARCH MANAGER B2	0	0.00	0	0.00	0	0.00	969	0.00
DIVISION DIRECTOR	0	0.00	0	0.00	0	0.00	1,269	0.00
DESIGNATED PRINCIPAL ASST DIV	0	0.00	0	0.00	0	0.00	1,136	0.00
MISCELLANEOUS PROFESSIONAL	0	0.00	0	0.00	0	0.00	15	0.00
SPECIAL ASST OFFICIAL & ADMSTR	0	0.00	0	0.00	0	0.00	1,135	0.00
SPECIAL ASST PROFESSIONAL	0	0.00	0	0.00	0	0.00	4,710	0.00
SPECIAL ASST TECHNICIAN	0	0.00	0	0.00	0	0.00	581	0.00

DECISION ITEM DETAIL

Budget Unit	FY 2013	FY 2013	FY 2014	FY 2014	FY 2015	FY 2015	FY 2015	FY 2015
Decision Item	ACTUAL	ACTUAL	BUDGET	BUDGET	DEPT REQ	DEPT REQ	GOV REC	GOV REC
Budget Object Class	DOLLAR	FTE	DOLLAR	FTE	DOLLAR	FTE	DOLLAR	FTE
FINANCE & ADMINISTRATIVE SRVS								
Pay Plan FY15-COLA - 0000015								
SPECIAL ASST OFFICE & CLERICAL	0	0.00	0	0.00	0	0.00	1,093	0.00
TOTAL - PS	0	0.00	0	0.00	0	0.00	40,128	0.00
GRAND TOTAL	\$0	0.00	\$0	0.00	\$0	0.00	\$40,128	0.00
GENERAL REVENUE	\$0	0.00	\$0	0.00	\$0	0.00	\$24,939	0.00
FEDERAL FUNDS	\$0	0.00	\$0	0.00	\$0	0.00	\$14,465	0.00
OTHER FUNDS	\$0	0.00	\$0	0.00	\$0	0.00	\$724	0.00

DECISION ITEM DETAIL

Budget Unit	FY 2013	FY 2013	FY 2014	FY 2014	FY 2015	FY 2015	FY 2015	FY 2015
Decision Item	ACTUAL	ACTUAL	BUDGET	BUDGET	DEPT REQ	DEPT REQ	GOV REC	GOV REC
Budget Object Class	DOLLAR	FTE	DOLLAR	FTE	DOLLAR	FTE	DOLLAR	FTE
DIVISION OF LEGAL SERVICES								
Pay Plan FY15-COLA - 0000015								
SR OFC SUPPORT ASST (CLERICAL)	0	0.00	0	0.00	0	0.00	390	0.00
ADMIN OFFICE SUPPORT ASSISTANT	0	0.00	0	0.00	0	0.00	1,958	0.00
OFFICE SUPPORT ASST (KEYBRD)	0	0.00	0	0.00	0	0.00	3,333	0.00
SR OFC SUPPORT ASST (KEYBRD)	0	0.00	0	0.00	0	0.00	4,604	0.00
RESEARCH ANAL I	0	0.00	0	0.00	0	0.00	475	0.00
EXECUTIVE I	0	0.00	0	0.00	0	0.00	400	0.00
PROGRAM DEVELOPMENT SPEC	0	0.00	0	0.00	0	0.00	603	0.00
CLAIMS & RESTITUTION TECH I	0	0.00	0	0.00	0	0.00	1,015	0.00
CLAIMS & RESTITUTION TECH II	0	0.00	0	0.00	0	0.00	348	0.00
INVESTIGATOR I	0	0.00	0	0.00	0	0.00	984	0.00
INVESTIGATOR II	0	0.00	0	0.00	0	0.00	9,210	0.00
INVESTIGATOR III	0	0.00	0	0.00	0	0.00	10,187	0.00
HEARINGS OFFICER	0	0.00	0	0.00	0	0.00	3	0.00
INVESTIGATION MGR B1	0	0.00	0	0.00	0	0.00	1,209	0.00
SOCIAL SERVICES MGR, BAND 1	0	0.00	0	0.00	0	0.00	577	0.00
DIVISION DIRECTOR	0	0.00	0	0.00	0	0.00	1,269	0.00
DEPUTY DIVISION DIRECTOR	0	0.00	0	0.00	0	0.00	1,005	0.00
LEGAL COUNSEL	0	0.00	0	0.00	0	0.00	19,609	0.00
HEARINGS OFFICER	0	0.00	0	0.00	0	0.00	13,932	0.00
CLERK	0	0.00	0	0.00	0	0.00	158	0.00
TYPIST	0	0.00	0	0.00	0	0.00	2	0.00
MISCELLANEOUS PROFESSIONAL	0	0.00	0	0.00	0	0.00	798	0.00
SPECIAL ASST PROFESSIONAL	0	0.00	0	0.00	0	0.00	780	0.00
SPECIAL ASST OFFICE & CLERICAL	0	0.00	0	0.00	0	0.00	2,136	0.00
INVESTIGATOR	0	0.00	0	0.00	0	0.00	110	0.00
TOTAL - PS	0	0.00	0	0.00	0	0.00	75,095	0.00
GRAND TOTAL	\$0	0.00	\$0	0.00	\$0	0.00	\$75,095	0.00
GENERAL REVENUE	\$0	0.00	\$0	0.00	\$0	0.00	\$22,842	0.00
FEDERAL FUNDS	\$0	0.00	\$0	0.00	\$0	0.00	\$42,102	0.00
OTHER FUNDS	\$0	0.00	\$0	0.00	\$0	0.00	\$10,151	0.00

DECISION ITEM DETAIL

Budget Unit	FY 2013	FY 2013	FY 2014	FY 2014	FY 2015	FY 2015	FY 2015	FY 2015
Decision Item	ACTUAL	ACTUAL	BUDGET	BUDGET	DEPT REQ	DEPT REQ	GOV REC	GOV REC
Budget Object Class	DOLLAR	FTE	DOLLAR	FTE	DOLLAR	FTE	DOLLAR	FTE
FAMILY SUPPORT ADMINISTRATION								
Pay Plan FY15-COLA - 0000015								
ADMIN OFFICE SUPPORT ASSISTANT	0	0.00	0	0.00	0	0.00	3,467	0.00
OFFICE SUPPORT ASST (KEYBRD)	0	0.00	0	0.00	0	0.00	922	0.00
SR OFC SUPPORT ASST (KEYBRD)	0	0.00	0	0.00	0	0.00	3,691	0.00
PROCUREMENT OFCR I	0	0.00	0	0.00	0	0.00	557	0.00
PROCUREMENT OFCR II	0	0.00	0	0.00	0	0.00	660	0.00
OFFICE SERVICES COOR	0	0.00	0	0.00	0	0.00	1,404	0.00
ACCOUNT CLERK II	0	0.00	0	0.00	0	0.00	357	0.00
SENIOR AUDITOR	0	0.00	0	0.00	0	0.00	571	0.00
ACCOUNTANT III	0	0.00	0	0.00	0	0.00	637	0.00
BUDGET ANAL II	0	0.00	0	0.00	0	0.00	265	0.00
BUDGET ANAL III	0	0.00	0	0.00	0	0.00	326	0.00
PERSONNEL OFCR II	0	0.00	0	0.00	0	0.00	708	0.00
HUMAN RELATIONS OFCR II	0	0.00	0	0.00	0	0.00	290	0.00
PERSONNEL ANAL II	0	0.00	0	0.00	0	0.00	1,956	0.00
STAFF TRAINING & DEV COOR	0	0.00	0	0.00	0	0.00	753	0.00
TRAINING TECH II	0	0.00	0	0.00	0	0.00	7,889	0.00
TRAINING TECH III	0	0.00	0	0.00	0	0.00	1,338	0.00
EXECUTIVE I	0	0.00	0	0.00	0	0.00	1,594	0.00
EXECUTIVE II	0	0.00	0	0.00	0	0.00	1,085	0.00
MANAGEMENT ANALYSIS SPEC II	0	0.00	0	0.00	0	0.00	4,568	0.00
PERSONNEL CLERK	0	0.00	0	0.00	0	0.00	870	0.00
TELECOMMUN ANAL II	0	0.00	0	0.00	0	0.00	290	0.00
CASE ANALYST	0	0.00	0	0.00	0	0.00	2,288	0.00
CASE ANALYST SPV	0	0.00	0	0.00	0	0.00	1,017	0.00
FAMILY SUPPORT ELIGIBILITY SPC	0	0.00	0	0.00	0	0.00	2	0.00
PROGRAM DEVELOPMENT SPEC	0	0.00	0	0.00	0	0.00	21,319	0.00
CHILD SUPPORT SPECIALIST	0	0.00	0	0.00	0	0.00	15	0.00
CHILD SUPPORT ENFORCEMENT SPV	0	0.00	0	0.00	0	0.00	2	0.00
CORRESPONDENCE & INFO SPEC I	0	0.00	0	0.00	0	0.00	7,770	0.00
CORRESPONDENCE & INFO SPEC II	0	0.00	0	0.00	0	0.00	524	0.00
FISCAL & ADMINISTRATIVE MGR B1	0	0.00	0	0.00	0	0.00	958	0.00
FISCAL & ADMINISTRATIVE MGR B2	0	0.00	0	0.00	0	0.00	2,687	0.00

DECISION ITEM DETAIL

Budget Unit	FY 2013	FY 2013	FY 2014	FY 2014	FY 2015	FY 2015	FY 2015	FY 2015
Decision Item	ACTUAL	ACTUAL	BUDGET	BUDGET	DEPT REQ	DEPT REQ	GOV REC	GOV REC
Budget Object Class	DOLLAR	FTE	DOLLAR	FTE	DOLLAR	FTE	DOLLAR	FTE
FAMILY SUPPORT ADMINISTRATION								
Pay Plan FY15-COLA - 0000015								
HUMAN RESOURCES MGR B1	0	0.00	0	0.00	0	0.00	1,293	0.00
HUMAN RESOURCES MGR B2	0	0.00	0	0.00	0	0.00	968	0.00
SOCIAL SERVICES MGR, BAND 1	0	0.00	0	0.00	0	0.00	10,678	0.00
SOCIAL SERVICES MNGR, BAND 2	0	0.00	0	0.00	0	0.00	5,124	0.00
DIVISION DIRECTOR	0	0.00	0	0.00	0	0.00	1,345	0.00
DEPUTY DIVISION DIRECTOR	0	0.00	0	0.00	0	0.00	2,269	0.00
DESIGNATED PRINCIPAL ASST DIV	0	0.00	0	0.00	0	0.00	1,228	0.00
MISCELLANEOUS PROFESSIONAL	0	0.00	0	0.00	0	0.00	2,273	0.00
SPECIAL ASST PROFESSIONAL	0	0.00	0	0.00	0	0.00	2,636	0.00
SPECIAL ASST OFFICE & CLERICAL	0	0.00	0	0.00	0	0.00	1,157	0.00
TOTAL - PS	0	0.00	0	0.00	0	0.00	99,751	0.00
GRAND TOTAL	\$0	0.00	\$0	0.00	\$0	0.00	\$99,751	0.00
GENERAL REVENUE	\$0	0.00	\$0	0.00	\$0	0.00	\$8,970	0.00
FEDERAL FUNDS	\$0	0.00	\$0	0.00	\$0	0.00	\$71,823	0.00
OTHER FUNDS	\$0	0.00	\$0	0.00	\$0	0.00	\$18,958	0.00

DECISION ITEM DETAIL

Budget Unit	FY 2013	FY 2013	FY 2014	FY 2014	FY 2015	FY 2015	FY 2015	FY 2015
Decision Item	ACTUAL	ACTUAL	BUDGET	BUDGET	DEPT REQ	DEPT REQ	GOV REC	GOV REC
Budget Object Class	DOLLAR	FTE	DOLLAR	FTE	DOLLAR	FTE	DOLLAR	FTE
IM FIELD STAFF/OPS								
Pay Plan FY15-COLA - 0000015								
ADMIN OFFICE SUPPORT ASSISTANT	0	0.00	0	0.00	0	0.00	7,114	0.00
OFFICE SUPPORT ASST (STENO)	0	0.00	0	0.00	0	0.00	642	0.00
OFFICE SUPPORT ASST (KEYBRD)	0	0.00	0	0.00	0	0.00	64,732	0.00
SR OFC SUPPORT ASST (KEYBRD)	0	0.00	0	0.00	0	0.00	14,918	0.00
CLERICAL SERVICES SPV FS	0	0.00	0	0.00	0	0.00	1,333	0.00
TRAINING TECH II	0	0.00	0	0.00	0	0.00	1,188	0.00
EXECUTIVE I	0	0.00	0	0.00	0	0.00	1,696	0.00
EXECUTIVE II	0	0.00	0	0.00	0	0.00	982	0.00
MANAGEMENT ANALYSIS SPEC I	0	0.00	0	0.00	0	0.00	486	0.00
MANAGEMENT ANALYSIS SPEC II	0	0.00	0	0.00	0	0.00	614	0.00
CASE ANALYST	0	0.00	0	0.00	0	0.00	9,643	0.00
FAMILY SUPPORT ELIGIBILITY SPC	0	0.00	0	0.00	0	0.00	667,842	0.00
FAMILY SUPPORT ELIGIBILITY SPV	0	0.00	0	0.00	0	0.00	87,159	0.00
FAMILY SUPPORT ELIGBLTY PRG MG	0	0.00	0	0.00	0	0.00	9,488	0.00
PROGRAM DEVELOPMENT SPEC	0	0.00	0	0.00	0	0.00	8,030	0.00
CORRESPONDENCE & INFO SPEC I	0	0.00	0	0.00	0	0.00	16,649	0.00
CORRESPONDENCE & INFO SPEC II	0	0.00	0	0.00	0	0.00	1,730	0.00
MOTOR VEHICLE DRIVER	0	0.00	0	0.00	0	0.00	533	0.00
SOCIAL SERVICES MGR, BAND 1	0	0.00	0	0.00	0	0.00	31,498	0.00
SOCIAL SERVICES MNGR, BAND 2	0	0.00	0	0.00	0	0.00	3,324	0.00
LEGAL COUNSEL	0	0.00	0	0.00	0	0.00	680	0.00
CLERK	0	0.00	0	0.00	0	0.00	5	0.00
CONSULTING PHYSICIAN	0	0.00	0	0.00	0	0.00	637	0.00
SPECIAL ASST OFFICIAL & ADMSTR	0	0.00	0	0.00	0	0.00	983	0.00
SPECIAL ASST PROFESSIONAL	0	0.00	0	0.00	0	0.00	626	0.00
TOTAL - PS	0	0.00	0	0.00	0	0.00	932,532	0.00
GRAND TOTAL	\$0	0.00	\$0	0.00	\$0	0.00	\$932,532	0.00
GENERAL REVENUE	\$0	0.00	\$0	0.00	\$0	0.00	\$209,759	0.00
FEDERAL FUNDS	\$0	0.00	\$0	0.00	\$0	0.00	\$706,102	0.00
OTHER FUNDS	\$0	0.00	\$0	0.00	\$0	0.00	\$16,671	0.00

DECISION ITEM DETAIL

Budget Unit	FY 2013	FY 2013	FY 2014	FY 2014	FY 2015	FY 2015	FY 2015	FY 2015
Decision Item	ACTUAL	ACTUAL	BUDGET	BUDGET	DEPT REQ	DEPT REQ	GOV REC	GOV REC
Budget Object Class	DOLLAR	FTE	DOLLAR	FTE	DOLLAR	FTE	DOLLAR	FTE
ELGBLTY & ENRLLMNT SYS								
Pay Plan FY15-COLA - 0000015								
OTHER	0	0.00	0	0.00	0	0.00	52,336	0.00
TOTAL - PS	0	0.00	0	0.00	0	0.00	52,336	0.00
GRAND TOTAL	\$0	0.00	\$0	0.00	\$0	0.00	\$52,336	0.00
GENERAL REVENUE	\$0	0.00	\$0	0.00	\$0	0.00	\$5,234	0.00
FEDERAL FUNDS	\$0	0.00	\$0	0.00	\$0	0.00	\$47,102	0.00
OTHER FUNDS	\$0	0.00	\$0	0.00	\$0	0.00	\$0	0.00

DECISION ITEM DETAIL

Budget Unit	FY 2013	FY 2013	FY 2014	FY 2014	FY 2015	FY 2015	FY 2015	FY 2015
Decision Item	ACTUAL	ACTUAL	BUDGET	BUDGET	DEPT REQ	DEPT REQ	GOV REC	GOV REC
Budget Object Class	DOLLAR	FTE	DOLLAR	FTE	DOLLAR	FTE	DOLLAR	FTE
COMMUNITY PARTNERSHIPS								
Pay Plan FY15-COLA - 0000015								
SPECIAL ASST PROFESSIONAL	0	0.00	0	0.00	0	0.00	752	0.00
SPECIAL ASST TECHNICIAN	0	0.00	0	0.00	0	0.00	567	0.00
TOTAL - PS	0	0.00	0	0.00	0	0.00	1,319	0.00
GRAND TOTAL	\$0	0.00	\$0	0.00	\$0	0.00	\$1,319	0.00
GENERAL REVENUE	\$0	0.00	\$0	0.00	\$0	0.00	\$1,319	0.00
FEDERAL FUNDS	\$0	0.00	\$0	0.00	\$0	0.00	\$0	0.00
OTHER FUNDS	\$0	0.00	\$0	0.00	\$0	0.00	\$0	0.00

DECISION ITEM DETAIL

Budget Unit	FY 2013	FY 2013	FY 2014	FY 2014	FY 2015	FY 2015	FY 2015	FY 2015
Decision Item	ACTUAL	ACTUAL	BUDGET	BUDGET	DEPT REQ	DEPT REQ	GOV REC	GOV REC
Budget Object Class	DOLLAR	FTE	DOLLAR	FTE	DOLLAR	FTE	DOLLAR	FTE
BLIND ADMINISTRATION								
Pay Plan FY15-COLA - 0000015								
ADMIN OFFICE SUPPORT ASSISTANT	0	0.00	0	0.00	0	0.00	2,980	0.00
SR OFC SUPPORT ASST (KEYBRD)	0	0.00	0	0.00	0	0.00	2,718	0.00
EXECUTIVE I	0	0.00	0	0.00	0	0.00	506	0.00
EXECUTIVE II	0	0.00	0	0.00	0	0.00	597	0.00
MANAGEMENT ANALYSIS SPEC II	0	0.00	0	0.00	0	0.00	432	0.00
REHAB TEACHER FOR THE BLIND	0	0.00	0	0.00	0	0.00	8,719	0.00
CHILDREN'S SPEC FOR THE BLIND	0	0.00	0	0.00	0	0.00	1,427	0.00
MOBILITY SPEC FOR THE BLIND	0	0.00	0	0.00	0	0.00	3,426	0.00
JOB DEV SPEC FOR THE BLIND	0	0.00	0	0.00	0	0.00	568	0.00
AREA SUPV BUS ENTPRS BLIND	0	0.00	0	0.00	0	0.00	2,471	0.00
REHAB ASST REHAB SRVS FOR BLND	0	0.00	0	0.00	0	0.00	6,643	0.00
REHAB CNSLR FOR THE BLIND II	0	0.00	0	0.00	0	0.00	495	0.00
COOR PREVENTION OF BLINDNESS	0	0.00	0	0.00	0	0.00	633	0.00
VOCATIONAL REHAB CSLR F/T BLIN	0	0.00	0	0.00	0	0.00	2,421	0.00
SR VOC REHAB CNSLR F/T BLIND	0	0.00	0	0.00	0	0.00	7,313	0.00
ASST SPV BUSINESS ENTPRS BLIND	0	0.00	0	0.00	0	0.00	531	0.00
PROGRAM DEVELOPMENT SPEC	0	0.00	0	0.00	0	0.00	1,579	0.00
FISCAL & ADMINISTRATIVE MGR B2	0	0.00	0	0.00	0	0.00	828	0.00
SOCIAL SERVICES MGR, BAND 1	0	0.00	0	0.00	0	0.00	4,606	0.00
SOCIAL SERVICES MNGR, BAND 2	0	0.00	0	0.00	0	0.00	2,202	0.00
SPECIAL ASST OFFICIAL & ADMSTR	0	0.00	0	0.00	0	0.00	1,134	0.00
TOTAL - PS	0	0.00	0	0.00	0	0.00	52,229	0.00
GRAND TOTAL	\$0	0.00	\$0	0.00	\$0	0.00	\$52,229	0.00
GENERAL REVENUE	\$0	0.00	\$0	0.00	\$0	0.00	\$11,264	0.00
FEDERAL FUNDS	\$0	0.00	\$0	0.00	\$0	0.00	\$40,965	0.00
OTHER FUNDS	\$0	0.00	\$0	0.00	\$0	0.00	\$0	0.00

DECISION ITEM DETAIL

Budget Unit	FY 2013	FY 2013	FY 2014	FY 2014	FY 2015	FY 2015	FY 2015	FY 2015
Decision Item	ACTUAL	ACTUAL	BUDGET	BUDGET	DEPT REQ	DEPT REQ	GOV REC	GOV REC
Budget Object Class	DOLLAR	FTE	DOLLAR	FTE	DOLLAR	FTE	DOLLAR	FTE
CHILD SUPPORT FIELD STAFF/OPS								
Pay Plan FY15-COLA - 0000015								
SR OFC SUPPORT ASST (CLERICAL)	0	0.00	0	0.00	0	0.00	36	0.00
ADMIN OFFICE SUPPORT ASSISTANT	0	0.00	0	0.00	0	0.00	2,083	0.00
OFFICE SUPPORT ASST (KEYBRD)	0	0.00	0	0.00	0	0.00	38,649	0.00
SR OFC SUPPORT ASST (KEYBRD)	0	0.00	0	0.00	0	0.00	8,562	0.00
TRAINING TECH II	0	0.00	0	0.00	0	0.00	1,095	0.00
CASE ANALYST	0	0.00	0	0.00	0	0.00	2,396	0.00
CHILD SUPPORT SPECIALIST	0	0.00	0	0.00	0	0.00	225,926	0.00
CHILD SUPPORT ENFORCEMENT SPV	0	0.00	0	0.00	0	0.00	45,053	0.00
CHILD SUPPORT ENFORCEMENT ADM	0	0.00	0	0.00	0	0.00	590	0.00
CORRESPONDENCE & INFO SPEC I	0	0.00	0	0.00	0	0.00	453	0.00
MOTOR VEHICLE DRIVER	0	0.00	0	0.00	0	0.00	169	0.00
SOCIAL SERVICES MGR, BAND 1	0	0.00	0	0.00	0	0.00	11,752	0.00
SOCIAL SERVICES MNGR, BAND 2	0	0.00	0	0.00	0	0.00	3,330	0.00
LEGAL COUNSEL	0	0.00	0	0.00	0	0.00	694	0.00
HEARINGS OFFICER	0	0.00	0	0.00	0	0.00	3,421	0.00
TOTAL - PS	0	0.00	0	0.00	0	0.00	344,209	0.00
GRAND TOTAL	\$0	0.00	\$0	0.00	\$0	0.00	\$344,209	0.00
GENERAL REVENUE	\$0	0.00	\$0	0.00	\$0	0.00	\$0	0.00
FEDERAL FUNDS	\$0	0.00	\$0	0.00	\$0	0.00	\$258,261	0.00
OTHER FUNDS	\$0	0.00	\$0	0.00	\$0	0.00	\$85,948	0.00

DECISION ITEM DETAIL

Budget Unit	FY 2013	FY 2013	FY 2014	FY 2014	FY 2015	FY 2015	FY 2015	FY 2015
Decision Item	ACTUAL	ACTUAL	BUDGET	BUDGET	DEPT REQ	DEPT REQ	GOV REC	GOV REC
Budget Object Class	DOLLAR	FTE	DOLLAR	FTE	DOLLAR	FTE	DOLLAR	FTE
CHILDREN'S ADMINISTRATION								
Pay Plan FY15-COLA - 0000015								
SR OFC SUPPORT ASST (CLERICAL)	0	0.00	0	0.00	0	0.00	4	0.00
ADMIN OFFICE SUPPORT ASSISTANT	0	0.00	0	0.00	0	0.00	2,166	0.00
SR OFC SUPPORT ASST (STENO)	0	0.00	0	0.00	0	0.00	406	0.00
OFFICE SUPPORT ASST (KEYBRD)	0	0.00	0	0.00	0	0.00	1	0.00
SR OFC SUPPORT ASST (KEYBRD)	0	0.00	0	0.00	0	0.00	2,853	0.00
PROCUREMENT OFCR I	0	0.00	0	0.00	0	0.00	502	0.00
PROCUREMENT OFCR II	0	0.00	0	0.00	0	0.00	661	0.00
OFFICE SERVICES COOR	0	0.00	0	0.00	0	0.00	907	0.00
ACCOUNT CLERK II	0	0.00	0	0.00	0	0.00	181	0.00
AUDITOR II	0	0.00	0	0.00	0	0.00	426	0.00
ACCOUNTANT III	0	0.00	0	0.00	0	0.00	1	0.00
BUDGET ANAL III	0	0.00	0	0.00	0	0.00	327	0.00
PERSONNEL OFCR I	0	0.00	0	0.00	0	0.00	550	0.00
HUMAN RELATIONS OFCR II	0	0.00	0	0.00	0	0.00	290	0.00
PERSONNEL ANAL II	0	0.00	0	0.00	0	0.00	259	0.00
PUBLIC INFORMATION ADMSTR	0	0.00	0	0.00	0	0.00	724	0.00
TRAINING TECH I	0	0.00	0	0.00	0	0.00	270	0.00
TRAINING TECH II	0	0.00	0	0.00	0	0.00	5,298	0.00
TRAINING TECH III	0	0.00	0	0.00	0	0.00	1,448	0.00
EXECUTIVE I	0	0.00	0	0.00	0	0.00	2,456	0.00
MANAGEMENT ANALYSIS SPEC II	0	0.00	0	0.00	0	0.00	1,265	0.00
PERSONNEL CLERK	0	0.00	0	0.00	0	0.00	826	0.00
TELECOMMUN ANAL II	0	0.00	0	0.00	0	0.00	290	0.00
PROGRAM DEVELOPMENT SPEC	0	0.00	0	0.00	0	0.00	9,887	0.00
CHILD PLACEMENT COOR (SS)	0	0.00	0	0.00	0	0.00	1,196	0.00
FISCAL & ADMINISTRATIVE MGR B1	0	0.00	0	0.00	0	0.00	2,060	0.00
FISCAL & ADMINISTRATIVE MGR B2	0	0.00	0	0.00	0	0.00	1,866	0.00
HUMAN RESOURCES MGR B2	0	0.00	0	0.00	0	0.00	969	0.00
SOCIAL SERVICES MGR, BAND 1	0	0.00	0	0.00	0	0.00	6,172	0.00
SOCIAL SERVICES MNGR, BAND 2	0	0.00	0	0.00	0	0.00	799	0.00
DESIGNATED PRINCIPAL ASST DEPT	0	0.00	0	0.00	0	0.00	344	0.00
DIVISION DIRECTOR	0	0.00	0	0.00	0	0.00	1,345	0.00

DECISION ITEM DETAIL

Budget Unit	FY 2013	FY 2013	FY 2014	FY 2014	FY 2015	FY 2015	FY 2015	FY 2015
Decision Item	ACTUAL	ACTUAL	BUDGET	BUDGET	DEPT REQ	DEPT REQ	GOV REC	GOV REC
Budget Object Class	DOLLAR	FTE	DOLLAR	FTE	DOLLAR	FTE	DOLLAR	FTE
CHILDREN'S ADMINISTRATION								
Pay Plan FY15-COLA - 0000015								
DEPUTY DIVISION DIRECTOR	0	0.00	0	0.00	0	0.00	3,074	0.00
DESIGNATED PRINCIPAL ASST DIV	0	0.00	0	0.00	0	0.00	1,359	0.00
MISCELLANEOUS TECHNICAL	0	0.00	0	0.00	0	0.00	1,041	0.00
MISCELLANEOUS PROFESSIONAL	0	0.00	0	0.00	0	0.00	3	0.00
SPECIAL ASST PROFESSIONAL	0	0.00	0	0.00	0	0.00	1,651	0.00
SPECIAL ASST OFFICE & CLERICAL	0	0.00	0	0.00	0	0.00	1,201	0.00
TOTAL - PS	0	0.00	0	0.00	0	0.00	55,078	0.00
GRAND TOTAL	\$0	0.00	\$0	0.00	\$0	0.00	\$55,078	0.00
GENERAL REVENUE	\$0	0.00	\$0	0.00	\$0	0.00	\$10,520	0.00
FEDERAL FUNDS	\$0	0.00	\$0	0.00	\$0	0.00	\$43,935	0.00
OTHER FUNDS	\$0	0.00	\$0	0.00	\$0	0.00	\$623	0.00

DECISION ITEM DETAIL

Budget Unit	FY 2013	FY 2013	FY 2014	FY 2014	FY 2015	FY 2015	FY 2015	FY 2015
Decision Item	ACTUAL	ACTUAL	BUDGET	BUDGET	DEPT REQ	DEPT REQ	GOV REC	GOV REC
Budget Object Class	DOLLAR	FTE	DOLLAR	FTE	DOLLAR	FTE	DOLLAR	FTE
CHILDREN'S FIELD STAFF/OPS								
Pay Plan FY15-COLA - 0000015								
OFFICE SUPPORT ASST (CLERICAL)	0	0.00	0	0.00	0	0.00	341	0.00
SR OFC SUPPORT ASST (CLERICAL)	0	0.00	0	0.00	0	0.00	364	0.00
ADMIN OFFICE SUPPORT ASSISTANT	0	0.00	0	0.00	0	0.00	4,632	0.00
OFFICE SUPPORT ASST (STENO)	0	0.00	0	0.00	0	0.00	1,183	0.00
SR OFC SUPPORT ASST (STENO)	0	0.00	0	0.00	0	0.00	6	0.00
OFFICE SUPPORT ASST (KEYBRD)	0	0.00	0	0.00	0	0.00	51,813	0.00
SR OFC SUPPORT ASST (KEYBRD)	0	0.00	0	0.00	0	0.00	14,265	0.00
CLERICAL SERVICES SPV FS	0	0.00	0	0.00	0	0.00	914	0.00
ACCOUNT CLERK II	0	0.00	0	0.00	0	0.00	810	0.00
AUDITOR II	0	0.00	0	0.00	0	0.00	523	0.00
TRAINING TECH II	0	0.00	0	0.00	0	0.00	616	0.00
EXECUTIVE I	0	0.00	0	0.00	0	0.00	2,597	0.00
EXECUTIVE II	0	0.00	0	0.00	0	0.00	485	0.00
MANAGEMENT ANALYSIS SPEC I	0	0.00	0	0.00	0	0.00	413	0.00
MANAGEMENT ANALYSIS SPEC II	0	0.00	0	0.00	0	0.00	454	0.00
HEALTH PROGRAM REP II	0	0.00	0	0.00	0	0.00	537	0.00
CHILDREN'S SERVICE WORKER I	0	0.00	0	0.00	0	0.00	106,014	0.00
CHILDREN'S SERVICE WORKER II	0	0.00	0	0.00	0	0.00	587,080	0.00
CHILDREN'S SERVICE WORKER III	0	0.00	0	0.00	0	0.00	18,163	0.00
CHILDREN'S SERVICE WORKER IV	0	0.00	0	0.00	0	0.00	3,432	0.00
CHILDREN'S SERVICE SPV	0	0.00	0	0.00	0	0.00	129,499	0.00
CHILDREN'S SERVICE PROG MGR	0	0.00	0	0.00	0	0.00	13,715	0.00
CHILDREN'S SERVICE SPECIALIST	0	0.00	0	0.00	0	0.00	37,805	0.00
FAMILY SUPPORT ELIGIBILITY SPC	0	0.00	0	0.00	0	0.00	14,297	0.00
FAMILY SUPPORT ELIGIBILITY SPV	0	0.00	0	0.00	0	0.00	2,630	0.00
REG CNSLT RESID LCSNG UNIT	0	0.00	0	0.00	0	0.00	3,569	0.00
PROGRAM DEVELOPMENT SPEC	0	0.00	0	0.00	0	0.00	1,164	0.00
CORRESPONDENCE & INFO SPEC I	0	0.00	0	0.00	0	0.00	531	0.00
MEDICAID TECHNICIAN	0	0.00	0	0.00	0	0.00	436	0.00
FISCAL & ADMINISTRATIVE MGR B1	0	0.00	0	0.00	0	0.00	1,206	0.00
SOCIAL SERVICES MGR, BAND 1	0	0.00	0	0.00	0	0.00	34,618	0.00
SOCIAL SERVICES MNGR, BAND 2	0	0.00	0	0.00	0	0.00	913	0.00

DECISION ITEM DETAIL

Budget Unit	FY 2013	FY 2013	FY 2014	FY 2014	FY 2015	FY 2015	FY 2015	FY 2015
Decision Item	ACTUAL	ACTUAL	BUDGET	BUDGET	DEPT REQ	DEPT REQ	GOV REC	GOV REC
Budget Object Class	DOLLAR	FTE	DOLLAR	FTE	DOLLAR	FTE	DOLLAR	FTE
CHILDREN'S FIELD STAFF/OPS								
Pay Plan FY15-COLA - 0000015								
MISCELLANEOUS PROFESSIONAL	0	0.00	0	0.00	0	0.00	30	0.00
SPECIAL ASST PROFESSIONAL	0	0.00	0	0.00	0	0.00	4,383	0.00
SPECIAL ASST OFFICE & CLERICAL	0	0.00	0	0.00	0	0.00	371	0.00
SOCIAL SERVICES WORKER	0	0.00	0	0.00	0	0.00	62	0.00
TOTAL - PS	0	0.00	0	0.00	0	0.00	1,039,871	0.00
GRAND TOTAL	\$0	0.00	\$0	0.00	\$0	0.00	\$1,039,871	0.00
GENERAL REVENUE	\$0	0.00	\$0	0.00	\$0	0.00	\$426,407	0.00
FEDERAL FUNDS	\$0	0.00	\$0	0.00	\$0	0.00	\$612,499	0.00
OTHER FUNDS	\$0	0.00	\$0	0.00	\$0	0.00	\$965	0.00

DECISION ITEM DETAIL

Budget Unit	FY 2013	FY 2013	FY 2014	FY 2014	FY 2015	FY 2015	FY 2015	FY 2015
Decision Item	ACTUAL	ACTUAL	BUDGET	BUDGET	DEPT REQ	DEPT REQ	GOV REC	GOV REC
Budget Object Class	DOLLAR	FTE	DOLLAR	FTE	DOLLAR	FTE	DOLLAR	FTE
PURCHASE OF CHILD CARE								
Pay Plan FY15-COLA - 0000015								
SR OFC SUPPORT ASST (KEYBRD)	0	0.00	0	0.00	0	0.00	368	0.00
EXECUTIVE I	0	0.00	0	0.00	0	0.00	368	0.00
MANAGEMENT ANALYSIS SPEC II	0	0.00	0	0.00	0	0.00	546	0.00
PROGRAM DEVELOPMENT SPEC	0	0.00	0	0.00	0	0.00	3,238	0.00
SOCIAL SERVICES MGR, BAND 1	0	0.00	0	0.00	0	0.00	1,339	0.00
SPECIAL ASST PROFESSIONAL	0	0.00	0	0.00	0	0.00	916	0.00
SPECIAL ASST OFFICE & CLERICAL	0	0.00	0	0.00	0	0.00	452	0.00
TOTAL - PS	0	0.00	0	0.00	0	0.00	7,227	0.00
GRAND TOTAL	\$0	0.00	\$0	0.00	\$0	0.00	\$7,227	0.00
GENERAL REVENUE	\$0	0.00	\$0	0.00	\$0	0.00	\$211	0.00
FEDERAL FUNDS	\$0	0.00	\$0	0.00	\$0	0.00	\$7,016	0.00
OTHER FUNDS	\$0	0.00	\$0	0.00	\$0	0.00	\$0	0.00

DECISION ITEM DETAIL

Budget Unit	FY 2013	FY 2013	FY 2014	FY 2014	FY 2015	FY 2015	FY 2015	FY 2015
Decision Item	ACTUAL	ACTUAL	BUDGET	BUDGET	DEPT REQ	DEPT REQ	GOV REC	GOV REC
Budget Object Class	DOLLAR	FTE	DOLLAR	FTE	DOLLAR	FTE	DOLLAR	FTE
YOUTH SERVICES ADMIN								
Pay Plan FY15-COLA - 0000015								
ADMIN OFFICE SUPPORT ASSISTANT	0	0.00	0	0.00	0	0.00	381	0.00
OFFICE SUPPORT ASST (STENO)	0	0.00	0	0.00	0	0.00	351	0.00
SR OFC SUPPORT ASST (STENO)	0	0.00	0	0.00	0	0.00	1,529	0.00
OFFICE SUPPORT ASST (KEYBRD)	0	0.00	0	0.00	0	0.00	1,529	0.00
SR OFC SUPPORT ASST (KEYBRD)	0	0.00	0	0.00	0	0.00	2,005	0.00
PROCUREMENT OFCR I	0	0.00	0	0.00	0	0.00	501	0.00
AUDITOR II	0	0.00	0	0.00	0	0.00	3	0.00
ACCOUNTING SPECIALIST I	0	0.00	0	0.00	0	0.00	538	0.00
ACCOUNTING ANAL II	0	0.00	0	0.00	0	0.00	3	0.00
PERSONNEL OFCR I	0	0.00	0	0.00	0	0.00	571	0.00
TRAINING TECH II	0	0.00	0	0.00	0	0.00	1,142	0.00
MANAGEMENT ANALYSIS SPEC II	0	0.00	0	0.00	0	0.00	1,249	0.00
PERSONNEL CLERK	0	0.00	0	0.00	0	0.00	402	0.00
COMMUNITY SVS COORD-YOUTH SRVS	0	0.00	0	0.00	0	0.00	571	0.00
PROGRAM DEVELOPMENT SPEC	0	0.00	0	0.00	0	0.00	615	0.00
FISCAL & ADMINISTRATIVE MGR B2	0	0.00	0	0.00	0	0.00	943	0.00
HUMAN RESOURCES MGR B2	0	0.00	0	0.00	0	0.00	890	0.00
SOCIAL SERVICES MGR, BAND 1	0	0.00	0	0.00	0	0.00	3,201	0.00
SOCIAL SERVICES MNGR, BAND 2	0	0.00	0	0.00	0	0.00	3,668	0.00
DESIGNATED PRINCIPAL ASST DEPT	0	0.00	0	0.00	0	0.00	11	0.00
DIVISION DIRECTOR	0	0.00	0	0.00	0	0.00	1,345	0.00
DEPUTY DIVISION DIRECTOR	0	0.00	0	0.00	0	0.00	2,285	0.00
BOARD MEMBER	0	0.00	0	0.00	0	0.00	20	0.00
BOARD CHAIRMAN	0	0.00	0	0.00	0	0.00	7	0.00
SPECIAL ASST OFFICE & CLERICAL	0	0.00	0	0.00	0	0.00	612	0.00
TOTAL - PS	0	0.00	0	0.00	0	0.00	24,372	0.00
GRAND TOTAL	\$0	0.00	\$0	0.00	\$0	0.00	\$24,372	0.00
GENERAL REVENUE	\$0	0.00	\$0	0.00	\$0	0.00	\$17,234	0.00
FEDERAL FUNDS	\$0	0.00	\$0	0.00	\$0	0.00	\$7,138	0.00
OTHER FUNDS	\$0	0.00	\$0	0.00	\$0	0.00	\$0	0.00

DECISION ITEM DETAIL

Budget Unit	FY 2013	FY 2013	FY 2014	FY 2014	FY 2015	FY 2015	FY 2015	FY 2015
Decision Item	ACTUAL	ACTUAL	BUDGET	BUDGET	DEPT REQ	DEPT REQ	GOV REC	GOV REC
Budget Object Class	DOLLAR	FTE	DOLLAR	FTE	DOLLAR	FTE	DOLLAR	FTE
YOUTH TREATMENT PROGRAMS								
Pay Plan FY15-COLA - 0000015								
OFFICE SUPPORT ASST (STENO)	0	0.00	0	0.00	0	0.00	2,431	0.00
SR OFC SUPPORT ASST (STENO)	0	0.00	0	0.00	0	0.00	3,088	0.00
OFFICE SUPPORT ASST (KEYBRD)	0	0.00	0	0.00	0	0.00	13,169	0.00
SR OFC SUPPORT ASST (KEYBRD)	0	0.00	0	0.00	0	0.00	6,016	0.00
ACCOUNT CLERK I	0	0.00	0	0.00	0	0.00	319	0.00
ACCOUNT CLERK II	0	0.00	0	0.00	0	0.00	449	0.00
ACCOUNTANT I	0	0.00	0	0.00	0	0.00	2,986	0.00
PERSONNEL ANAL II	0	0.00	0	0.00	0	0.00	582	0.00
STAFF TRAINING & DEV COOR	0	0.00	0	0.00	0	0.00	696	0.00
TRAINING TECH II	0	0.00	0	0.00	0	0.00	5,733	0.00
EXECUTIVE I	0	0.00	0	0.00	0	0.00	3,443	0.00
MANAGEMENT ANALYSIS SPEC I	0	0.00	0	0.00	0	0.00	582	0.00
PERSONNEL CLERK	0	0.00	0	0.00	0	0.00	388	0.00
COOK II	0	0.00	0	0.00	0	0.00	9,770	0.00
COOK III	0	0.00	0	0.00	0	0.00	5,813	0.00
ACADEMIC TEACHER I	0	0.00	0	0.00	0	0.00	724	0.00
ACADEMIC TEACHER II	0	0.00	0	0.00	0	0.00	1,784	0.00
ACADEMIC TEACHER III	0	0.00	0	0.00	0	0.00	22,991	0.00
EDUCATION SUPERVISOR	0	0.00	0	0.00	0	0.00	4,477	0.00
LIBRARIAN I	0	0.00	0	0.00	0	0.00	395	0.00
EDUCATION ASST II	0	0.00	0	0.00	0	0.00	1,114	0.00
SPECIAL EDUC TEACHER II	0	0.00	0	0.00	0	0.00	2,652	0.00
SPECIAL EDUC TEACHER III	0	0.00	0	0.00	0	0.00	35,657	0.00
GUIDANCE CNSLR II	0	0.00	0	0.00	0	0.00	1,093	0.00
VOCATIONAL TEACHER III	0	0.00	0	0.00	0	0.00	1,584	0.00
LPN II GEN	0	0.00	0	0.00	0	0.00	4,058	0.00
REGISTERED NURSE II	0	0.00	0	0.00	0	0.00	22	0.00
REGISTERED NURSE	0	0.00	0	0.00	0	0.00	4,004	0.00
REGISTERED NURSE SENIOR	0	0.00	0	0.00	0	0.00	3,870	0.00
PSYCHOLOGIST I	0	0.00	0	0.00	0	0.00	909	0.00
RECREATION OFCR II	0	0.00	0	0.00	0	0.00	410	0.00
OUTDOOR REHAB CNSLR I	0	0.00	0	0.00	0	0.00	4,473	0.00

1/23/14 16:04

im_didetail

Page 149 of 266

DECISION ITEM DETAIL

Budget Unit	FY 2013	FY 2013	FY 2014	FY 2014	FY 2015	FY 2015	FY 2015	FY 2015
Decision Item	ACTUAL	ACTUAL	BUDGET	BUDGET	DEPT REQ	DEPT REQ	GOV REC	GOV REC
Budget Object Class	DOLLAR	FTE	DOLLAR	FTE	DOLLAR	FTE	DOLLAR	FTE
YOUTH TREATMENT PROGRAMS								
Pay Plan FY15-COLA - 0000015								
OUTDOOR REHAB CNSLR II	0	0.00	0	0.00	0	0.00	615	0.00
YOUTH FACILITY MGR I	0	0.00	0	0.00	0	0.00	7,828	0.00
YOUTH FACILITY MGR II	0	0.00	0	0.00	0	0.00	12,971	0.00
YOUTH SPECIALIST I	0	0.00	0	0.00	0	0.00	38,812	0.00
YOUTH SPECIALIST II	0	0.00	0	0.00	0	0.00	265,511	0.00
YOUTH GROUP LEADER	0	0.00	0	0.00	0	0.00	38,525	0.00
REG FAMILY SPEC	0	0.00	0	0.00	0	0.00	9,650	0.00
SERV COOR YTH SRVCS	0	0.00	0	0.00	0	0.00	37,063	0.00
SERV COOR II YTH SRVCS	0	0.00	0	0.00	0	0.00	8,112	0.00
SERV COOR SPV YTH SRVCS	0	0.00	0	0.00	0	0.00	6,615	0.00
COMMUNITY SVS COORD-YOUTH SRVS	0	0.00	0	0.00	0	0.00	3,029	0.00
FISCAL & ADMINISTRATIVE MGR B1	0	0.00	0	0.00	0	0.00	3,248	0.00
SOCIAL SERVICES MGR, BAND 1	0	0.00	0	0.00	0	0.00	13,077	0.00
SOCIAL SERVICES MNGR, BAND 2	0	0.00	0	0.00	0	0.00	711	0.00
DESIGNATED PRINCIPAL ASST DIV	0	0.00	0	0.00	0	0.00	1,136	0.00
SPECIAL ASST PROFESSIONAL	0	0.00	0	0.00	0	0.00	1,321	0.00
SOCIAL SERVICES AIDE	0	0.00	0	0.00	0	0.00	11,993	0.00
TOTAL - PS	0	0.00	0	0.00	0	0.00	605,899	0.00
GRAND TOTAL	\$0	0.00	\$0	0.00	\$0	0.00	\$605,899	0.00
GENERAL REVENUE	\$0	0.00	\$0	0.00	\$0	0.00	\$242,671	0.00
FEDERAL FUNDS	\$0	0.00	\$0	0.00	\$0	0.00	\$318,185	0.00
OTHER FUNDS	\$0	0.00	\$0	0.00	\$0	0.00	\$45,043	0.00

DECISION ITEM DETAIL

Budget Unit	FY 2013	FY 2013	FY 2014	FY 2014	FY 2015	FY 2015	FY 2015	FY 2015
Decision Item	ACTUAL	ACTUAL	BUDGET	BUDGET	DEPT REQ	DEPT REQ	GOV REC	GOV REC
Budget Object Class	DOLLAR	FTE	DOLLAR	FTE	DOLLAR	FTE	DOLLAR	FTE
MO HEALTHNET ADMIN								
Pay Plan FY15-COLA - 0000015								
OFFICE SUPPORT ASST (CLERICAL)	0	0.00	0	0.00	0	0.00	330	0.00
ADMIN OFFICE SUPPORT ASSISTANT	0	0.00	0	0.00	0	0.00	2,877	0.00
OFFICE SUPPORT ASST (KEYBRD)	0	0.00	0	0.00	0	0.00	1,545	0.00
SR OFC SUPPORT ASST (KEYBRD)	0	0.00	0	0.00	0	0.00	5,245	0.00
ACCOUNT CLERK II	0	0.00	0	0.00	0	0.00	1,789	0.00
AUDITOR II	0	0.00	0	0.00	0	0.00	2,044	0.00
AUDITOR I	0	0.00	0	0.00	0	0.00	2,345	0.00
SENIOR AUDITOR	0	0.00	0	0.00	0	0.00	3,975	0.00
ACCOUNTANT I	0	0.00	0	0.00	0	0.00	843	0.00
ACCOUNTANT III	0	0.00	0	0.00	0	0.00	2,328	0.00
PERSONNEL OFCR I	0	0.00	0	0.00	0	0.00	571	0.00
EXECUTIVE II	0	0.00	0	0.00	0	0.00	492	0.00
MANAGEMENT ANALYSIS SPEC II	0	0.00	0	0.00	0	0.00	5,348	0.00
HEALTH PROGRAM REP III	0	0.00	0	0.00	0	0.00	3	0.00
PHYSICIAN	0	0.00	0	0.00	0	0.00	1,512	0.00
REGISTERED NURSE - CLIN OPERS	0	0.00	0	0.00	0	0.00	3,463	0.00
PROGRAM DEVELOPMENT SPEC	0	0.00	0	0.00	0	0.00	6,465	0.00
MEDICAID PROGRAM RELATIONS REP	0	0.00	0	0.00	0	0.00	2,277	0.00
CORRESPONDENCE & INFO SPEC I	0	0.00	0	0.00	0	0.00	9,341	0.00
MEDICAID PHARMACEUTICAL TECH	0	0.00	0	0.00	0	0.00	3,087	0.00
MEDICAID CLERK	0	0.00	0	0.00	0	0.00	3,174	0.00
MEDICAID TECHNICIAN	0	0.00	0	0.00	0	0.00	13,009	0.00
MEDICAID SPEC	0	0.00	0	0.00	0	0.00	16,097	0.00
MEDICAID UNIT SPV	0	0.00	0	0.00	0	0.00	7,526	0.00
FISCAL & ADMINISTRATIVE MGR B1	0	0.00	0	0.00	0	0.00	4,099	0.00
FISCAL & ADMINISTRATIVE MGR B2	0	0.00	0	0.00	0	0.00	3,523	0.00
RESEARCH MANAGER B1	0	0.00	0	0.00	0	0.00	756	0.00
SOCIAL SERVICES MGR, BAND 1	0	0.00	0	0.00	0	0.00	1,363	0.00
SOCIAL SERVICES MNGR, BAND 2	0	0.00	0	0.00	0	0.00	9,800	0.00
DIVISION DIRECTOR	0	0.00	0	0.00	0	0.00	2,307	0.00
DEPUTY DIVISION DIRECTOR	0	0.00	0	0.00	0	0.00	1,230	0.00
DESIGNATED PRINCIPAL ASST DIV	0	0.00	0	0.00	0	0.00	1,267	0.00

DECISION ITEM DETAIL

Budget Unit	FY 2013	FY 2013	FY 2014	FY 2014	FY 2015	FY 2015	FY 2015	FY 2015
Decision Item	ACTUAL	ACTUAL	BUDGET	BUDGET	DEPT REQ	DEPT REQ	GOV REC	GOV REC
Budget Object Class	DOLLAR	FTE	DOLLAR	FTE	DOLLAR	FTE	DOLLAR	FTE
MO HEALTHNET ADMIN								
Pay Plan FY15-COLA - 0000015								
LEGAL COUNSEL	0	0.00	0	0.00	0	0.00	991	0.00
SPECIAL ASST PROFESSIONAL	0	0.00	0	0.00	0	0.00	13,776	0.00
SPECIAL ASST OFFICE & CLERICAL	0	0.00	0	0.00	0	0.00	1,470	0.00
TOTAL - PS	0	0.00	0	0.00	0	0.00	136,268	0.00
GRAND TOTAL	\$0	0.00	\$0	0.00	\$0	0.00	\$136,268	0.00
GENERAL REVENUE	\$0	0.00	\$0	0.00	\$0	0.00	\$37,981	0.00
FEDERAL FUNDS	\$0	0.00	\$0	0.00	\$0	0.00	\$73,817	0.00
OTHER FUNDS	\$0	0.00	\$0	0.00	\$0	0.00	\$24,470	0.00

NEW DECISION ITEM

RANK: 3 OF 21

Department: Social Services
Division: MO Medicaid Audit & Compliance, Children's Division, Youth Services, MO Healthnet
DI Name: PAB Recommended Position Increases

Budget Unit 90043C, 90085C, 90438C, 90512C
DI#: 0000016

1. AMOUNT OF REQUEST

	FY 2015 Budget Request			
	GR	Federal	Other	Total
PS	0	0	0	0
EE	0	0	0	0
PSD	0	0	0	0
TRF	0	0	0	0
Total	0	0	0	0
 FTE	 0.00	 0.00	 0.00	 0.00

Est. Fringe	0	0	0	0
--------------------	---	---	---	---

Note: Fringes budgeted in House Bill 5 except for certain fringes budgeted directly to MoDOT, Highway Patrol, and Conservation.

Other Funds:

	FY 2015 Governor's Recommendation			
	GR	Federal	Other	Total
PS	1,878,765	911,231	1,396	2,791,392
EE	0	0	0	0
PSD	0	0	0	0
TRF	0	0	0	0
Total	1,878,765	911,231	1,396	2,791,392
 FTE	 0.00	 0.00	 0.00	 0.00

Est. Fringe	480,024	232,820	357	713,201
--------------------	---------	---------	-----	---------

Note: Fringes budgeted in House Bill 5 except for certain fringes budgeted directly to MoDOT, Highway Patrol, and Conservation.

Other Funds: Third Party Liability Collection Fund (0120), Federal Reimbursement Allowance (0142), Pharmacy Reimbursement Allowance (0144), Nursing Facility Quality of Care (0271), Health Initiatives Fund (0275), Missouri RX Plan Fund (0779), Ambulance Service Reimbursement Allowance (0958)

2. THIS REQUEST CAN BE CATEGORIZED AS:

<input type="checkbox"/> New Legislation	<input type="checkbox"/> New Program	<input type="checkbox"/> Fund Switch
<input type="checkbox"/> Federal Mandate	<input type="checkbox"/> Program Expansion	<input type="checkbox"/> Cost to Continue
<input type="checkbox"/> GR Pick-Up	<input type="checkbox"/> Space Request	<input type="checkbox"/> Equipment Replacement
<input checked="" type="checkbox"/> Pay Plan	<input type="checkbox"/> Other: _____	

NEW DECISION ITEM

RANK: 3 OF 21

Department: Social Services	Budget Unit 90043C, 90085C, 90438C, 90512C
Division: MO Medicaid Audit & Compliance, Children's Division, Youth Services, MO Healthnet	DI#: 0000016
DI Name: PAB Recommended Position Increases	

3. WHY IS THIS FUNDING NEEDED? PROVIDE AN EXPLANATION FOR ITEMS CHECKED IN #2. INCLUDE THE FEDERAL OR STATE STATUTORY OR CONSTITUTIONAL AUTHORIZATION FOR THIS PROGRAM.

As part of the Pay Plan Recommendations for FY 2015, the Personnel Advisory Board (PAB) proposed targeted, class specific salary increases for certain registered nurse, youth specialist and children's service worker positions to improve recruitment and retention. As part of its recommendations, the PAB found the voluntary turnover rates for the entry-level job classes within each of these employee groups to be markedly high, with Youth Specialist I at 39.7%, Children's Service Worker I at 36.6%, and Registered Nurse at 46.8%.

4. DESCRIBE THE DETAILED ASSUMPTIONS USED TO DERIVE THE SPECIFIC REQUESTED AMOUNT. (How did you determine that the requested number of FTE were appropriate? From what source or standard did you derive the requested levels of funding? Were alternatives such as outsourcing or automation considered? If based on new legislation, does request tie to TAFP fiscal note? If not, explain why. Detail which portions of the request are one-times and how those amounts were calculated.)

The recommended amounts were calculated by applying the following factors to core funded salary amounts for each of the job classes below:

- Youth Specialist I -- Repositioning from Range 15 to Range 16 and a two-step targeted within-grade increase.
- Youth Specialist II, Youth Group Leader, Children's Service Worker I and II, Children's Service Supervisor -- Two-step targeted within-grade increase.
- Registered Nurse, Registered Nurse Senior, Registered Nurse -- Clinical Operations, Registered Nurse Supervisor -- 6% salary adjustment.
- Registered Nurse Manager (Bands 1-3) -- 5% salary adjustment.

Division	Program/ Appropriation	General Revenue	Federal Funds	Other Funds	Total Funds
MO Medicaid Audit & Compliance	MO Medicaid Audit & Compliance	\$9,202	\$10,675	\$0	\$19,877
Children's	Children's Field Staff/Ops	\$1,261,077	\$634,995	\$0	\$1,896,072
Youth Services	Youth Treatment Programs	\$605,112	\$259,333	\$0	\$864,445
MO HealthNet	MO HealthNet Administration	\$3,374	\$6,228	\$1,396	\$10,998
	Total	\$1,878,765	\$911,231	\$1,396	\$2,791,392

NEW DECISION ITEM
RANK: 3 OF 21

Department: Social Services	Budget Unit <u>90043C, 90085C, 90438C, 90512C</u>
Division: MO Medicaid Audit & Compliance, Children's Division, Youth Services, MO Healthnet	DI#: <u>0000016</u>
DI Name: PAB Recommended Position Increases	

5. BREAK DOWN THE REQUEST BY BUDGET OBJECT CLASS, JOB CLASS, AND FUND SOURCE. IDENTIFY ONE-TIME COSTS.

Budget Object Class/Job Class	Dept Req GR DOLLARS	Dept Req GR FTE	Dept Req FED DOLLARS	Dept Req FED FTE	Dept Req OTHER DOLLARS	Dept Req OTHER FTE	Dept Req TOTAL DOLLARS	Dept Req TOTAL FTE	Dept Req One-Time DOLLARS
							0	0.0	
							0	0.0	
Total PS	0	0.0	0	0.0	0	0.0	0	0.0	0
Grand Total	0	0.0	0	0.0	0	0.0	0	0.0	0

Budget Object Class/Job Class	Gov Rec GR DOLLARS	Gov Rec GR FTE	Gov Rec FED DOLLARS	Gov Rec FED FTE	Gov Rec OTHER DOLLARS	Gov Rec OTHER FTE	Gov Rec TOTAL DOLLARS	Gov Rec TOTAL FTE	Gov Rec One-Time DOLLARS
							0	0.0	
	1,878,765		911,231		1,396		2,791,392	0.0	
Total PS	1,878,765	0.0	911,231	0.0	1,396	0.0	2,791,392	0.0	0
Grand Total	1,878,765	0.0	911,231	0.0	1,396	0.0	2,791,392	0.0	0

DECISION ITEM DETAIL

Budget Unit	FY 2013	FY 2013	FY 2014	FY 2014	FY 2015	FY 2015	FY 2015	FY 2015
Decision Item	ACTUAL	ACTUAL	BUDGET	BUDGET	DEPT REQ	DEPT REQ	GOV REC	GOV REC
Budget Object Class	DOLLAR	FTE	DOLLAR	FTE	DOLLAR	FTE	DOLLAR	FTE
MO MEDICAID AUDIT & COMPLIANCE								
PAB Recommended Position Incrs - 0000016								
REGISTERED NURSE SENIOR	0	0.00	0	0.00	0	0.00	14,192	0.00
REGISTERED NURSE - CLIN OPERS	0	0.00	0	0.00	0	0.00	2,748	0.00
REGISTERED NURSE MANAGER B2	0	0.00	0	0.00	0	0.00	2,937	0.00
TOTAL - PS	0	0.00	0	0.00	0	0.00	19,877	0.00
GRAND TOTAL	\$0	0.00	\$0	0.00	\$0	0.00	\$19,877	0.00
GENERAL REVENUE	\$0	0.00	\$0	0.00	\$0	0.00	\$9,202	0.00
FEDERAL FUNDS	\$0	0.00	\$0	0.00	\$0	0.00	\$10,675	0.00
OTHER FUNDS	\$0	0.00	\$0	0.00	\$0	0.00	\$0	0.00

DECISION ITEM DETAIL

Budget Unit	FY 2013	FY 2013	FY 2014	FY 2014	FY 2015	FY 2015	FY 2015	FY 2015
Decision Item	ACTUAL	ACTUAL	BUDGET	BUDGET	DEPT REQ	DEPT REQ	GOV REC	GOV REC
Budget Object Class	DOLLAR	FTE	DOLLAR	FTE	DOLLAR	FTE	DOLLAR	FTE
CHILDREN'S FIELD STAFF/OPS								
PAB Recommended Position Incrs - 0000016								
CHILDREN'S SERVICE WORKER I	0	0.00	0	0.00	0	0.00	296,808	0.00
CHILDREN'S SERVICE WORKER II	0	0.00	0	0.00	0	0.00	1,311,552	0.00
CHILDREN'S SERVICE SPV	0	0.00	0	0.00	0	0.00	287,712	0.00
TOTAL - PS	0	0.00	0	0.00	0	0.00	1,896,072	0.00
GRAND TOTAL	\$0	0.00	\$0	0.00	\$0	0.00	\$1,896,072	0.00
GENERAL REVENUE	\$0	0.00	\$0	0.00	\$0	0.00	\$1,261,077	0.00
FEDERAL FUNDS	\$0	0.00	\$0	0.00	\$0	0.00	\$634,995	0.00
OTHER FUNDS	\$0	0.00	\$0	0.00	\$0	0.00	\$0	0.00

DECISION ITEM DETAIL

Budget Unit	FY 2013	FY 2013	FY 2014	FY 2014	FY 2015	FY 2015	FY 2015	FY 2015
Decision Item	ACTUAL	ACTUAL	BUDGET	BUDGET	DEPT REQ	DEPT REQ	GOV REC	GOV REC
Budget Object Class	DOLLAR	FTE	DOLLAR	FTE	DOLLAR	FTE	DOLLAR	FTE
YOUTH TREATMENT PROGRAMS								
PAB Recommended Position Incrs - 0000016								
REGISTERED NURSE	0	0.00	0	0.00	0	0.00	15,545	0.00
REGISTERED NURSE SENIOR	0	0.00	0	0.00	0	0.00	14,192	0.00
YOUTH SPECIALIST I	0	0.00	0	0.00	0	0.00	133,056	0.00
YOUTH SPECIALIST II	0	0.00	0	0.00	0	0.00	617,304	0.00
YOUTH GROUP LEADER	0	0.00	0	0.00	0	0.00	84,348	0.00
TOTAL - PS	0	0.00	0	0.00	0	0.00	864,445	0.00
GRAND TOTAL	\$0	0.00	\$0	0.00	\$0	0.00	\$864,445	0.00
GENERAL REVENUE	\$0	0.00	\$0	0.00	\$0	0.00	\$605,112	0.00
FEDERAL FUNDS	\$0	0.00	\$0	0.00	\$0	0.00	\$259,333	0.00
OTHER FUNDS	\$0	0.00	\$0	0.00	\$0	0.00	\$0	0.00

DECISION ITEM DETAIL

Budget Unit	FY 2013	FY 2013	FY 2014	FY 2014	FY 2015	FY 2015	FY 2015	FY 2015
Decision Item	ACTUAL	ACTUAL	BUDGET	BUDGET	DEPT REQ	DEPT REQ	GOV REC	GOV REC
Budget Object Class	DOLLAR	FTE	DOLLAR	FTE	DOLLAR	FTE	DOLLAR	FTE
MO HEALTHNET ADMIN								
PAB Recommended Position Incrs - 0000016								
REGISTERED NURSE - CLIN OPERS	0	0.00	0	0.00	0	0.00	10,998	0.00
TOTAL - PS	0	0.00	0	0.00	0	0.00	10,998	0.00
GRAND TOTAL	\$0	0.00	\$0	0.00	\$0	0.00	\$10,998	0.00
GENERAL REVENUE	\$0	0.00	\$0	0.00	\$0	0.00	\$3,374	0.00
FEDERAL FUNDS	\$0	0.00	\$0	0.00	\$0	0.00	\$6,228	0.00
OTHER FUNDS	\$0	0.00	\$0	0.00	\$0	0.00	\$1,396	0.00

FY15 Fund Financial Summary
Form 9

Fund Number	Fund Name
0108	Uncompensated Care Fund
0114	Pharmacy Rebates
0120	Third Party Liability Collections
0139	Intergovernmental Transfer
0142	Federal Reimbursement Allowance
0144	Pharmacy Reimbursement Allowance
0160	MO HealthNet Managed Care Organization Reimbursement Allowance
0163	Title XIX Federal & Other
0167	Family Services Donations
0169	Child Support Enforcement Collections
0170	Health Care Technology
0189	Incorrectly Deposited Receipts
0196	Nursing Facility Federal Reimbursement Allowance
0199	Temporary Assistance to Needy Families (TANF)
0545	DOSS Administrative Trust Fund
0610	Department of Social Services Federal & Other
0620	DOSS Educational Improvement Fund
0621	Blind Pension
0764	Youth Services Products
0779	Missouri Rx Plan
0843	Youth Services Treatment
0885	Premium Fund
0892	Blindness Education Screening and Treatment (BEST)
0905	Alternative Care Trust
0958	Ambulance Service Reimbursement Allowance
0974	Recovery Audit Fund
0979	Foster Care & Adoptive Parent Retention/Recruitment Fund
0990	Medicaid Provider Enrollment Fund
2292	Federal Stimulus- DSS

**STATE OF MISSOURI
FUND FINANCIAL SUMMARY**

DEPARTMENT: DEPARTMENT OF SOCIAL SERVICES
FUND NAME: UNCOMPENSATED CARE
FUND NUMBER: 0108

☐ Statute _____
☐ Constitution _____

☒ Administratively Created
☐ Interest Deposited To Fund

☒ Subject To Biennial Sweep
☐ Subject to Other Sweeps (see notes)

	FY 2013 ADJUSTED APPROP	FY 2013 ACTUAL SPENDING	FY 2014 ADJUSTED APPROP	FY 2015 REQUESTED	FY 2015 GOVERNOR RECOMMEND
FUND OPERATIONS					
BEGINNING CASH BALANCE	4,278,681	4,278,681	3,800,683	0	0
RECEIPTS:					
REVENUE (Cash Basis: July 1 - June 30)	91,886,916	91,886,916	92,795,017	92,795,017	92,795,017
TRANSFERS IN	0	0	0	0	0
TOTAL RECEIPTS	<u>91,886,916</u>	<u>91,886,916</u>	<u>92,795,017</u>	<u>92,795,017</u>	<u>92,795,017</u>
TOTAL RESOURCES AVAILABLE	96,165,597	96,165,597	96,595,700	92,795,017	92,795,017
APPROPRIATIONS (INCLUDES REAPPROPS):					
OPERATING APPROPS	92,364,914	92,364,914	92,794,914	92,794,914	92,794,914
TRANSFER APPROPS	0	0	103	103	103
CAPITAL IMPROVEMENTS APPROPS	0	0	0	0	0
TOTAL APPROPRIATIONS	<u>92,364,914</u>	<u>92,364,914</u>	<u>92,795,017</u>	<u>92,795,017</u>	<u>92,795,017</u>
BUDGET BALANCE	3,800,683	3,800,683	3,800,683	0	0
UNEXPENDED APPROPRIATION *	0	0	0	0	0
OTHER ADJUSTMENTS	0	0	(3,800,683)	0	0
ENDING CASH BALANCE	3,800,683	3,800,683	0	0	0
FUND OBLIGATIONS					
ENDING CASH BALANCE	3,800,683	3,800,683	0	0	0
OTHER OBLIGATIONS					
OUTSTANDING PROJECTS	0	0	0	0	0
CASH FLOW NEEDS	0	0	0	0	0
TOTAL OTHER OBLIGATIONS	<u>0</u>	<u>0</u>	<u>0</u>	<u>0</u>	<u>0</u>
UNOBLIGATED CASH BALANCE	3,800,683	3,800,683	0	0	0

**STATE OF MISSOURI
FUND FINANCIAL SUMMARY**

DEPARTMENT: DEPARTMENT OF SOCIAL SERVICES
FUND NAME: UNCOMPENSATED CARE
FUND NUMBER: 0108

FUND PURPOSE:

To account for moneys received from various sources to be used for the non-federal share of payments for uncompensated care and other services under Title XIX Medicaid program.

NOTES:

Other Adjustments to be used for supplemental purposes.

* Do not include in the Prior Year Actual column as doing so would double count lapse & reserve.

**STATE OF MISSOURI
FUND FINANCIAL SUMMARY**

DEPARTMENT: DEPARTMENT OF SOCIAL SERVICES
FUND NAME: PHARMACY REBATES
FUND NUMBER: 0114

☒ Statute RSMo 338.650
☐ Constitution _____

☐ Administratively Created
☐ Interest Deposited To Fund

☐ Subject To Biennial Sweep
☐ Subject to Other Sweeps (see notes)

	FY 2013 ADJUSTED APPROP	FY 2013 ACTUAL SPENDING	FY 2014 ADJUSTED APPROP	FY 2015 REQUESTED	FY 2015 GOVERNOR RECOMMEND
FUND OPERATIONS					
BEGINNING CASH BALANCE	69,110,381	69,110,381	61,749,146	23,399,121	23,399,121
RECEIPTS:					
REVENUE (Cash Basis: July 1 - June 30)	163,224,894	163,224,894	163,224,899	163,224,899	154,384,009
TRANSFERS IN	0	0	0	0	0
TOTAL RECEIPTS	163,224,894	163,224,894	163,224,899	163,224,899	154,384,009
TOTAL RESOURCES AVAILABLE	232,335,275	232,335,275	224,974,045	186,624,019	177,783,129
APPROPRIATIONS (INCLUDES REAPPROPS):					
OPERATING APPROPS	169,129,885	169,129,885	200,030,110	185,079,205	176,238,315
TRANSFER APPROPS	1,456,244	1,456,244	1,544,814	1,544,814	1,544,814
CAPITAL IMPROVEMENTS APPROPS	0	0	0	0	0
TOTAL APPROPRIATIONS	170,586,129	170,586,129	201,574,924	186,624,019	177,783,129
BUDGET BALANCE	61,749,146	61,749,146	23,399,121	0	0
UNEXPENDED APPROPRIATION *	0	0	0	0	0
OTHER ADJUSTMENTS	0	0	0	0	0
ENDING CASH BALANCE	61,749,146	61,749,146	23,399,121	0	0
FUND OBLIGATIONS					
ENDING CASH BALANCE	61,749,146	61,749,146	23,399,121	0	0
OTHER OBLIGATIONS					
OUTSTANDING PROJECTS	0	0	0	0	0
CASH FLOW NEEDS	0	0	0	0	0
TOTAL OTHER OBLIGATIONS	0	0	0	0	0
UNOBLIGATED CASH BALANCE	61,749,146	61,749,146	23,399,121	0	0

**STATE OF MISSOURI
FUND FINANCIAL SUMMARY**

DEPARTMENT: DEPARTMENT OF SOCIAL SERVICES
FUND NAME: PHARMACY REBATES
FUND NUMBER: 0114

FUND PURPOSE:

To account for revenues received by the state from pharmaceutical manufacturer rebates as required by federal law or state supplemental rebates. Moneys shall be used only in the MO HealthNet pharmacy program or its successor programs authorized under Title XIX, Public Law 89-97, 1965 amendments to the federal Social Security Act, 42 U.S.C. Section 301 et seq

NOTES:

Estimated Appropriation ("E") eliminated in SFY13.

SFY 15 Governor Recommendation revenue is adjusted because of Medicaid Expansion. The rebates received from the expanded population will go back to the federal government.

* Do not include in the Prior Year Actual column as doing so would double count lapse & reserve.

**STATE OF MISSOURI
FUND FINANCIAL SUMMARY**

DEPARTMENT: DEPARTMENT OF SOCIAL SERVICES
FUND NAME: THIRD PARTY LIABILITY COLLECTIONS
FUND NUMBER: 0120

☐ Statute _____
☐ Constitution _____

☒ Administratively Created
☐ Interest Deposited To Fund

☒ Subject To Biennial Sweep
☐ Subject to Other Sweeps (see notes)

	FY 2013 ADJUSTED APPROP	FY 2013 ACTUAL SPENDING	FY 2014 ADJUSTED APPROP	FY 2015 REQUESTED	FY 2015 GOVERNOR RECOMMEND
FUND OPERATIONS					
BEGINNING CASH BALANCE	3,711,408	3,711,408	1,581,588	0	0
RECEIPTS:					
REVENUE (Cash Basis: July 1 - June 30)	19,655,377	19,655,377	18,304,800	18,304,800	18,304,800
TRANSFERS IN	0	0	0	0	0
TOTAL RECEIPTS	<u>19,655,377</u>	<u>19,655,377</u>	<u>18,304,800</u>	<u>18,304,800</u>	<u>18,304,800</u>
TOTAL RESOURCES AVAILABLE	<u>23,366,785</u>	<u>23,366,785</u>	<u>19,886,388</u>	<u>18,304,800</u>	<u>18,304,800</u>
APPROPRIATIONS (INCLUDES REAPPROPS):					
OPERATING APPROPS	23,160,456	21,005,405	20,693,044	20,699,456	20,507,997
TRANSFER APPROPS	783,165	779,791	798,368	797,119	834,192
CAPITAL IMPROVEMENTS APPROPS	0	0	0	0	0
TOTAL APPROPRIATIONS	<u>23,943,621</u>	<u>21,785,196</u>	<u>21,491,412</u>	<u>21,496,575</u>	<u>21,342,189</u>
BUDGET BALANCE	<u>(576,836)</u>	<u>1,581,588</u>	<u>(1,605,024)</u>	<u>(3,191,775)</u>	<u>(3,037,389)</u>
UNEXPENDED APPROPRIATION *	2,158,425	0	1,605,023	3,191,775	3,037,389
OTHER ADJUSTMENTS	0	0	0	0	0
ENDING CASH BALANCE	<u>1,581,589</u>	<u>1,581,588</u>	<u>0</u>	<u>0</u>	<u>0</u>
FUND OBLIGATIONS					
ENDING CASH BALANCE	<u>1,581,589</u>	<u>1,581,588</u>	<u>0</u>	<u>0</u>	<u>0</u>
OTHER OBLIGATIONS					
OUTSTANDING PROJECTS	0	0	0	0	0
CASH FLOW NEEDS	0	0	0	0	0
TOTAL OTHER OBLIGATIONS	<u>0</u>	<u>0</u>	<u>0</u>	<u>0</u>	<u>0</u>
UNOBLIGATED CASH BALANCE	<u>1,581,589</u>	<u>1,581,588</u>	<u>0</u>	<u>0</u>	<u>0</u>

**STATE OF MISSOURI
FUND FINANCIAL SUMMARY**

DEPARTMENT: DEPARTMENT OF SOCIAL SERVICES
FUND NAME: THIRD PARTY LIABILITY COLLECTIONS
FUND NUMBER: 0120

FUND PURPOSE:

To account for moneys recovered by the Department of Social Services and the Judiciary for asserting liens on settlements, claims against estates, claims on personal funds, and collections from bills to private insurance carriers and other third parties that should have paid instead of MO HealthNet. The federal share of moneys collected will be returned to the Federal government.

NOTES:

* Do not include in the Prior Year Actual column as doing so would double count lapse & reserve.

STATE OF MISSOURI FUND FINANCIAL SUMMARY

DEPARTMENT: DEPARTMENT OF SOCIAL SERVICES
FUND NAME: INTERGOVERNMENTAL TRANSFER
FUND NUMBER: 0139

<input type="checkbox"/> Statute _____ <input type="checkbox"/> Constitution _____	<input checked="" type="checkbox"/> Administratively Created <input type="checkbox"/> Interest Deposited To Fund	<input type="checkbox"/> Subject To Biennial Sweep <input type="checkbox"/> Subject to Other Sweeps (see notes)
---	---	--

	FY 2013 ADJUSTED APPROP	FY 2013 ACTUAL SPENDING	FY 2014 ADJUSTED APPROP	FY 2015 REQUESTED	FY 2015 GOVERNOR RECOMMEND
FUND OPERATIONS					
BEGINNING CASH BALANCE	18,876	18,876	506,988	0	0
RECEIPTS:					
REVENUE (Cash Basis: July 1 - June 30)	63,943,374	63,943,374	61,583,364	71,697,244	71,697,244
TRANSFERS IN	185,252,232	185,252,232	179,883,785	207,716,196	207,716,196
TOTAL RECEIPTS	<u>249,195,607</u>	<u>249,195,607</u>	<u>241,467,148</u>	<u>279,413,440</u>	<u>279,413,440</u>
TOTAL RESOURCES AVAILABLE	249,214,483	249,214,483	241,974,136	279,413,440	279,413,440
APPROPRIATIONS (INCLUDES REAPPROPS):					
OPERATING APPROPS	175,948,801	162,566,454	182,528,225	182,528,225	182,528,225
TRANSFER APPROPS	86,141,041	86,141,041	88,318,336	96,885,215	96,885,215
CAPITAL IMPROVEMENTS APPROPS	<u>0</u>	<u>0</u>	<u>0</u>	<u>0</u>	<u>0</u>
TOTAL APPROPRIATIONS	<u>262,089,842</u>	<u>248,707,495</u>	<u>270,846,561</u>	<u>279,413,440</u>	<u>279,413,440</u>
BUDGET BALANCE	(12,875,359)	506,988	(28,872,425)	0	0
UNEXPENDED APPROPRIATION *	13,382,347	0	28,872,425	0	0
OTHER ADJUSTMENTS	<u>0</u>	<u>0</u>	<u>0</u>	<u>0</u>	<u>0</u>
ENDING CASH BALANCE	506,988	506,988	0	0	0
FUND OBLIGATIONS					
ENDING CASH BALANCE	506,988	506,988	0	0	0
OTHER OBLIGATIONS					
OUTSTANDING PROJECTS	0	0	0	0	0
CASH FLOW NEEDS	<u>0</u>	<u>0</u>	<u>0</u>	<u>0</u>	<u>0</u>
TOTAL OTHER OBLIGATIONS	<u>0</u>	<u>0</u>	<u>0</u>	<u>0</u>	<u>0</u>
UNOBLIGATED CASH BALANCE	506,988	506,988	0	0	0

**STATE OF MISSOURI
FUND FINANCIAL SUMMARY**

DEPARTMENT: DEPARTMENT OF SOCIAL SERVICES
FUND NAME: INTERGOVERNMENTAL TRANSFER
FUND NUMBER: 0139

FUND PURPOSE:

To account for receipts from intergovernmental transfers from publicly owned hospitals, moneys shall be used for MO HealthNet services and other intergovernmental transfer related charges.

NOTES:

Cash flow - No minimum cash flow needs as no receipts/expenditures.

The Estimated Appropriation ("E") was removed in SFY13.

* Do not include in the Prior Year Actual column as doing so would double count lapse & reserve.

**STATE OF MISSOURI
FUND FINANCIAL SUMMARY**

DEPARTMENT: DEPARTMENT OF SOCIAL SERVICES
FUND NAME: FEDERAL REIMBURSEMENT ALLOWANCE
FUND NUMBER: 0142

<input checked="" type="checkbox"/> Statute RSMo 208.465 <input type="checkbox"/> Constitution _____	<input type="checkbox"/> Administratively Created <input checked="" type="checkbox"/> Interest Deposited To Fund	<input type="checkbox"/> Subject To Biennial Sweep <input type="checkbox"/> Subject to Other Sweeps (see notes)
---	---	--

	FY 2013 ADJUSTED APPROP	FY 2013 ACTUAL SPENDING	FY 2014 ADJUSTED APPROP	FY 2015 REQUESTED	FY 2015 GOVERNOR RECOMMEND
FUND OPERATIONS					
BEGINNING CASH BALANCE	63,388,689	63,388,689	65,710,645	65,536,840	65,536,840
RECEIPTS:					
REVENUE (Cash Basis: July 1 - June 30)	1,322,375,452	1,322,375,452	1,491,232,937	1,564,226,279	1,537,590,550
TRANSFERS IN	538,406,226	538,406,226	564,243,545	579,682,454	579,682,454
TOTAL RECEIPTS	<u>1,860,781,678</u>	<u>1,860,781,678</u>	<u>2,055,476,482</u>	<u>2,143,908,733</u>	<u>2,117,273,004</u>
TOTAL RESOURCES AVAILABLE	<u>1,924,170,367</u>	<u>1,924,170,367</u>	<u>2,121,187,127</u>	<u>2,209,445,573</u>	<u>2,182,809,844</u>
APPROPRIATIONS (INCLUDES REAPPROPS):					
OPERATING APPROPS	1,324,325,960	1,320,014,733	1,305,533,811	1,305,534,321	1,278,899,964
TRANSFER APPROPS	538,447,233	538,444,989	569,212,526	584,651,179	584,654,463
CAPITAL IMPROVEMENTS APPROPS	<u>0</u>	<u>0</u>	<u>0</u>	<u>0</u>	<u>0</u>
TOTAL APPROPRIATIONS	<u>1,862,773,193</u>	<u>1,858,459,722</u>	<u>1,874,746,337</u>	<u>1,890,185,500</u>	<u>1,863,554,427</u>
BUDGET BALANCE	<u>61,397,174</u>	<u>65,710,645</u>	<u>246,440,790</u>	<u>319,260,073</u>	<u>319,255,418</u>
UNEXPENDED APPROPRIATION *	4,313,471	0	5,032,239	0	0
OTHER ADJUSTMENTS	<u>0</u>	<u>0</u>	<u>(185,936,189)</u>	<u>(259,471,860)</u>	<u>(259,471,860)</u>
ENDING CASH BALANCE	<u>65,710,645</u>	<u>65,710,645</u>	<u>65,536,840</u>	<u>59,788,213</u>	<u>59,783,558</u>
FUND OBLIGATIONS					
ENDING CASH BALANCE	65,710,645	65,710,645	65,536,840	59,788,213	59,783,558
OTHER OBLIGATIONS					
OUTSTANDING PROJECTS	22,158,042	25,028,025	25,491,516	25,491,516	25,491,516
CASH FLOW NEEDS	<u>41,230,647</u>	<u>15,705,539</u>	<u>30,000,000</u>	<u>30,000,000</u>	<u>30,000,000</u>
TOTAL OTHER OBLIGATIONS	<u>63,388,689</u>	<u>40,733,564</u>	<u>55,491,516</u>	<u>55,491,516</u>	<u>55,491,516</u>
UNOBLIGATED CASH BALANCE	<u>2,321,956</u>	<u>24,977,081</u>	<u>10,045,325</u>	<u>4,296,698</u>	<u>4,292,042</u>

**STATE OF MISSOURI
FUND FINANCIAL SUMMARY**

DEPARTMENT: DEPARTMENT OF SOCIAL SERVICES
FUND NAME: FEDERAL REIMBURSEMENT ALLOWANCE
FUND NUMBER: 0142

FUND PURPOSE:

Account for moneys received from tax on hospitals, from transfers from General Revenue Fund and from the federal government to make payments for services provided under an approved Title XIX state plan amendment.

NOTES:

Appropriation 1605 is an estimated "E" appropriation.

FY15 Governor Recommendation revenue decreased due to savings realized with Medicaid Expansion.

Other Adjustments: Accounts for estimated increases to appropriation 1605 needed in FY 2014 and FY 2015.

* Do not include in the Prior Year Actual column as doing so would double count lapse & reserve.

**STATE OF MISSOURI
FUND FINANCIAL SUMMARY**

DEPARTMENT: DEPARTMENT OF SOCIAL SERVICES
FUND NAME: PHARMACY REIMBURSEMENT ALLOWANCE
FUND NUMBER: 0144

☒ Statute RSMo 338.535
☐ Constitution _____

☐ Administratively Created
☒ Interest Deposited To Fund

☐ Subject To Biennial Sweep
☐ Subject to Other Sweeps (see notes)

	FY 2013 ADJUSTED APPROP	FY 2013 ACTUAL SPENDING	FY 2014 ADJUSTED APPROP	FY 2015 REQUESTED	FY 2015 GOVERNOR RECOMMEND
FUND OPERATIONS					
BEGINNING CASH BALANCE	4,995,072	4,995,072	1,750,674	0	0
RECEIPTS:					
REVENUE (Cash Basis: July 1 - June 30)	154,456,488	154,456,488	157,027,197	159,436,163	169,191,654
TRANSFERS IN	35,538,786	35,538,786	35,764,609	35,764,609	35,764,609
TOTAL RECEIPTS	<u>189,995,274</u>	<u>189,995,274</u>	<u>192,791,806</u>	<u>195,200,772</u>	<u>204,956,263</u>
TOTAL RESOURCES AVAILABLE	194,990,346	194,990,346	194,542,480	195,200,772	204,956,263
APPROPRIATIONS (INCLUDES REAPPROPS):					
OPERATING APPROPS	176,696,742	157,689,857	179,113,896	179,114,029	185,753,546
TRANSFER APPROPS	35,777,123	35,549,816	35,775,853	35,775,853	35,776,520
CAPITAL IMPROVEMENTS APPROPS	0	0	0	0	0
TOTAL APPROPRIATIONS	<u>212,473,865</u>	<u>193,239,672</u>	<u>214,889,749</u>	<u>214,889,882</u>	<u>221,530,066</u>
BUDGET BALANCE	(17,483,519)	1,750,674	(20,347,269)	(19,689,110)	(16,573,803)
UNEXPENDED APPROPRIATION *	19,234,193	0	20,347,269	19,689,110	16,573,803
OTHER ADJUSTMENTS	0	0	0	0	0
ENDING CASH BALANCE	<u>1,750,674</u>	<u>1,750,674</u>	<u>0</u>	<u>0</u>	<u>0</u>
FUND OBLIGATIONS					
ENDING CASH BALANCE	1,750,674	1,750,674	0	0	0
OTHER OBLIGATIONS					
OUTSTANDING PROJECTS	0	0	0	0	0
CASH FLOW NEEDS	0	0	0	0	0
TOTAL OTHER OBLIGATIONS	<u>0</u>	<u>0</u>	<u>0</u>	<u>0</u>	<u>0</u>
UNOBLIGATED CASH BALANCE	<u>1,750,674</u>	<u>1,750,674</u>	<u>0</u>	<u>0</u>	<u>0</u>

**STATE OF MISSOURI
FUND FINANCIAL SUMMARY**

DEPARTMENT: DEPARTMENT OF SOCIAL SERVICES
FUND NAME: PHARMACY REIMBURSEMENT ALLOWANCE
FUND NUMBER: 0144

FUND PURPOSE:

This fund will consist of moneys received from a tax imposed upon licensed retail pharmacies for the privilege of providing outpatient prescription drugs in this state. The tax is imposed upon the Missouri gross retail prescription receipts earned from filling outpatient retail prescriptions. For the purpose of funding pharmaceutical payments under the MO HealthNet fee-for-service and for the purpose of funding professional fees for pharmacists.

NOTES:

Estimated Appropriations ("E") eliminated in SFY13

FY15 Governor Recommendation revenue amount is adjusted to reflect additional state profit from additional prescriptions as a result of Medicaid Expansion.

* Do not include in the Prior Year Actual column as doing so would double count lapse & reserve.

**STATE OF MISSOURI
FUND FINANCIAL SUMMARY**

DEPARTMENT: DEPARTMENT OF SOCIAL SERVICES
FUND NAME: MO HealthNet Managed Care Organization Reimbursement Allowance Fund
FUND NUMBER: 0160

<input checked="" type="checkbox"/> Statute RSMo 208.436 <input type="checkbox"/> Constitution _____	<input type="checkbox"/> Administratively Created <input checked="" type="checkbox"/> Interest Deposited To Fund	<input type="checkbox"/> Subject To Biennial Sweep <input type="checkbox"/> Subject to Other Sweeps (see notes)
---	---	--

	FY 2013 ADJUSTED APPROP	FY 2013 ACTUAL SPENDING	FY 2014 ADJUSTED APPROP	FY 2015 REQUESTED	FY 2015 GOVERNOR RECOMMEND
FUND OPERATIONS					
BEGINNING CASH BALANCE	387,449	387,449	3,780	3,780	3,780
RECEIPTS:					
REVENUE (Cash Basis: July 1 - June 30)	1,398	1,398	0	0	0
TRANSFERS IN	0	0	0	0	0
TOTAL RECEIPTS	<u>1,398</u>	<u>1,398</u>	<u>0</u>	<u>0</u>	<u>0</u>
TOTAL RESOURCES AVAILABLE	<u>388,847</u>	<u>388,847</u>	<u>3,780</u>	<u>3,780</u>	<u>3,780</u>
APPROPRIATIONS (INCLUDES REAPPROPS):					
OPERATING APPROPS	385,068	385,067	0	0	0
TRANSFER APPROPS	0	0	0	0	0
CAPITAL IMPROVEMENTS APPROPS	0	0	0	0	0
TOTAL APPROPRIATIONS	<u>385,068</u>	<u>385,067</u>	<u>0</u>	<u>0</u>	<u>0</u>
BUDGET BALANCE	<u>3,779</u>	<u>3,780</u>	<u>3,780</u>	<u>3,780</u>	<u>3,780</u>
UNEXPENDED APPROPRIATION *	1	0	0	0	0
OTHER ADJUSTMENTS	0	0	0	0	0
ENDING CASH BALANCE	<u>3,780</u>	<u>3,780</u>	<u>3,780</u>	<u>3,780</u>	<u>3,780</u>
FUND OBLIGATIONS					
ENDING CASH BALANCE	3,780	3,780	3,780	3,780	3,780
OTHER OBLIGATIONS					
OUTSTANDING PROJECTS	0	0	0	0	0
CASH FLOW NEEDS	0	0	0	0	0
TOTAL OTHER OBLIGATIONS	<u>0</u>	<u>0</u>	<u>0</u>	<u>0</u>	<u>0</u>
UNOBLIGATED CASH BALANCE	<u>3,780</u>	<u>3,780</u>	<u>3,780</u>	<u>3,780</u>	<u>3,780</u>

**STATE OF MISSOURI
FUND FINANCIAL SUMMARY**

DEPARTMENT: DEPARTMENT OF SOCIAL SERVICES
FUND NAME: MO HealthNet Managed Care Organization Reimbursement Allowance Fund
FUND NUMBER: 0160

FUND PURPOSE:

To account for moneys collected from MO HealthNet managed care organizations for the privilege of engaging in the business of providing health benefit services in this state. Fees will be set by the Department of Social Services based on a formula set forth in rules. Moneys will be used for the sole purpose of providing payments to MO HealthNet managed care organizations.

Legal Basis SB189 93rd General Assembly, 1st Regular Session 05 Legislative Session, RSMo 208.436

NOTES:

The fund had a federal sunset of Sep. 30, 2009.

* Do not include in the Prior Year Actual column as doing so would double count lapse & reserve.

STATE OF MISSOURI FUND FINANCIAL SUMMARY

DEPARTMENT: DEPARTMENT OF SOCIAL SERVICES
FUND NAME: TITLE XIX - FEDERAL
FUND NUMBER: 0163

☒ Statute RSMo 208.170
☐ Constitution _____

☐ Administratively Created
☐ Interest Deposited To Fund

☐ Subject To Biennial Sweep
☐ Subject to Other Sweeps (see notes)

	FY 2013 ADJUSTED APPROP	FY 2013 ACTUAL SPENDING	FY 2014 ADJUSTED APPROP	FY 2015 REQUESTED	FY 2015 GOVERNOR RECOMMEND
FUND OPERATIONS					
BEGINNING CASH BALANCE	72,187,750	72,187,750	85,542,003	0	0
RECEIPTS:					
REVENUE (Cash Basis: July 1 - June 30)	3,307,529,018	3,307,529,018	3,497,540,464	3,657,778,874	5,337,879,528
TRANSFERS IN	0	0	0	0	0
TOTAL RECEIPTS	<u>3,307,529,018</u>	<u>3,307,529,018</u>	<u>3,497,540,464</u>	<u>3,657,778,874</u>	<u>5,337,879,528</u>
TOTAL RESOURCES AVAILABLE	<u>3,379,716,768</u>	<u>3,379,716,768</u>	<u>3,583,082,466</u>	<u>3,657,778,874</u>	<u>5,337,879,528</u>
APPROPRIATIONS (INCLUDES REAPPROPS):					
OPERATING APPROPS	3,440,191,076	3,232,122,541	3,579,882,466	3,657,778,874	5,337,879,528
TRANSFER APPROPS	80,114,225	62,052,225	0	0	0
CAPITAL IMPROVEMENTS APPROPS	0	0	0	0	0
TOTAL APPROPRIATIONS	<u>3,520,305,301</u>	<u>3,294,174,766</u>	<u>3,579,882,466</u>	<u>3,657,778,874</u>	<u>5,337,879,528</u>
BUDGET BALANCE	<u>(140,588,533)</u>	<u>85,542,003</u>	<u>3,200,000</u>	<u>0</u>	<u>0</u>
UNEXPENDED APPROPRIATION *	226,130,535	0	6,800,000	0	0
OTHER ADJUSTMENTS	0	0	(10,000,000)	0	0
ENDING CASH BALANCE	<u>85,542,002</u>	<u>85,542,003</u>	<u>0</u>	<u>0</u>	<u>0</u>
FUND OBLIGATIONS					
ENDING CASH BALANCE	85,542,002	85,542,003	0	0	0
OTHER OBLIGATIONS					
OUTSTANDING PROJECTS	0	0	0	0	0
CASH FLOW NEEDS	85,542,002	85,542,002	0	0	0
TOTAL OTHER OBLIGATIONS	<u>85,542,002</u>	<u>85,542,002</u>	<u>0</u>	<u>0</u>	<u>0</u>
UNOBLIGATED CASH BALANCE	<u>0</u>	<u>0</u>	<u>0</u>	<u>0</u>	<u>0</u>

**STATE OF MISSOURI
FUND FINANCIAL SUMMARY**

DEPARTMENT: DEPARTMENT OF SOCIAL SERVICES
FUND NAME: TITLE XIX - FEDERAL
FUND NUMBER: 0163

FUND PURPOSE:

The Title XIX fund shall consist of moneys appropriated by the state and such moneys as may be received from the federal government or other sources for the payment of medical assistance rendered to eligible recipients pursuant to the Title XIX state plan, and all checks payable on behalf of recipients shall be drawn on and paid from this fund.

NOTES:

Other Adjustments - To ensure that all receipts are deposited timely, DSS makes deposits to FF0163 that may need to be journal vouchered to another fund at a later date. The adjustments are deposits waiting to be identified and journal vouchered to the correct fund.

* Do not include in the Prior Year Actual column as doing so would double count lapse & reserve.

STATE OF MISSOURI FUND FINANCIAL SUMMARY

DEPARTMENT: DEPARTMENT OF SOCIAL SERVICES
FUND NAME: Family Services Donations
FUND NUMBER: 0167

<input type="checkbox"/> Statute _____	<input checked="" type="checkbox"/> Administratively Created	<input checked="" type="checkbox"/> Subject To Biennial Sweep
<input type="checkbox"/> Constitution _____	<input type="checkbox"/> Interest Deposited To Fund	<input type="checkbox"/> Subject to Other Sweeps (see notes)

	FY 2013 ADJUSTED APPROP	FY 2013 ACTUAL SPENDING	FY 2014 ADJUSTED APPROP	FY 2015 REQUESTED	FY 2015 GOVERNOR RECOMMEND
FUND OPERATIONS					
BEGINNING CASH BALANCE	10,885	10,885	21,703	14,624	14,624
RECEIPTS:					
REVENUE (Cash Basis: July 1 - June 30)	19,278	19,278	13,007	13,007	13,007
TRANSFERS IN	0	0	0	0	0
TOTAL RECEIPTS	19,278	19,278	13,007	13,007	13,007
TOTAL RESOURCES AVAILABLE	30,163	30,163	34,710	27,630	27,630
APPROPRIATIONS (INCLUDES REAPPROPS):					
OPERATING APPROPS	20,000	8,375	143,994	143,994	143,994
TRANSFER APPROPS	86	85	86	86	86
CAPITAL IMPROVEMENTS APPROPS	0	0	0	0	0
TOTAL APPROPRIATIONS	20,086	8,460	144,080	144,080	144,080
BUDGET BALANCE	10,077	21,703	(109,370)	(116,450)	(116,450)
UNEXPENDED APPROPRIATION *	11,626	0	123,994	123,994	123,994
OTHER ADJUSTMENTS	0	0	0	0	0
ENDING CASH BALANCE	21,703	21,703	14,624	7,544	7,544
FUND OBLIGATIONS					
ENDING CASH BALANCE	21,703	21,703	14,624	7,544	7,544
OTHER OBLIGATIONS					
OUTSTANDING PROJECTS	0	0	0	0	0
CASH FLOW NEEDS	0	0	0	0	0
TOTAL OTHER OBLIGATIONS	0	0	0	0	0
UNOBLIGATED CASH BALANCE	21,703	21,703	14,624	7,544	7,544

**STATE OF MISSOURI
FUND FINANCIAL SUMMARY**

DEPARTMENT: DEPARTMENT OF SOCIAL SERVICES
FUND NAME: Family Services Donations
FUND NUMBER: 0167

FUND PURPOSE: This fund received contributed moneys and administrative fees received from various donor organizations. The donations are subsequently matched with federal funds. The donated funds go to the provider organizations for use in various programs of the Department of Social Services. The administrative fees are used to cover costs incurred by the Department of Social Services in administering the various programs.

NOTES:

* Do not include in the Prior Year Actual column as doing so would double count lapse & reserve.

STATE OF MISSOURI FUND FINANCIAL SUMMARY

DEPARTMENT: DEPARTMENT OF SOCIAL SERVICES
FUND NAME: CHILD SUPPORT ENFORCEMENT
FUND NUMBER: 0169

☒ Statute RSMo 208.170
☐ Constitution _____

☐ Administratively Created
☐ Interest Deposited To Fund

☐ Subject To Biennial Sweep
☐ Subject to Other Sweeps (see notes)

	FY 2013 ADJUSTED APPROP	FY 2013 ACTUAL SPENDING	FY 2014 ADJUSTED APPROP	FY 2015 REQUESTED	FY 2015 GOVERNOR RECOMMEND
FUND OPERATIONS					
BEGINNING CASH BALANCE	2,795,829	2,795,829	437,211	450	450
RECEIPTS:					
REVENUE (Cash Basis: July 1 - June 30)	12,436,812	12,436,812	12,437,912	12,437,912	12,437,912
TRANSFERS IN	122,910	122,910	122,921	122,921	122,921
TOTAL RECEIPTS	12,559,722	12,559,722	12,560,833	12,560,833	12,560,833
TOTAL RESOURCES AVAILABLE	15,355,551	15,355,551	12,998,044	12,561,283	12,561,283
APPROPRIATIONS (INCLUDES REAPPROPS):					
OPERATING APPROPS	11,456,125	11,341,110	16,572,023	16,572,023	16,693,129
TRANSFER APPROPS	3,679,054	3,577,230	3,665,325	3,665,325	4,036,004
CAPITAL IMPROVEMENTS APPROPS	0	0	0	0	0
TOTAL APPROPRIATIONS	15,135,179	14,918,340	20,237,348	20,237,348	20,729,133
BUDGET BALANCE	220,372	437,211	(7,239,304)	(7,676,065)	(8,167,851)
UNEXPENDED APPROPRIATION *	216,839	0	7,239,754	7,676,065	8,167,850
OTHER ADJUSTMENTS	0	0	0	0	0
ENDING CASH BALANCE	437,211	437,211	450	0	0
FUND OBLIGATIONS					
ENDING CASH BALANCE	437,211	437,211	450	0	0
OTHER OBLIGATIONS					
OUTSTANDING PROJECTS	0	0	0	0	0
CASH FLOW NEEDS	0	0	0	0	0
TOTAL OTHER OBLIGATIONS	0	0	0	0	0
UNOBLIGATED CASH BALANCE	437,211	437,211	450	0	0

**STATE OF MISSOURI
FUND FINANCIAL SUMMARY**

DEPARTMENT: DEPARTMENT OF SOCIAL SERVICES
FUND NAME: CHILD SUPPORT ENFORCEMENT
FUND NUMBER: 0169

FUND PURPOSE:

Fund moneys received from individuals and used for Family Support/Child Support Enforcement activities expenditures.

NOTES:

Since the Child Support Enforcement Fund revenues are dependent on child support recouped while the custodial parent is on Temporary Assistance, as the Temporary Assistance caseload declines, revenue for this fund declines. The Temporary Assistance caseload has been declining for several years resulting in a steady decline in the revenues for the Child Support Enforcement Fund as shown below. Additionally, federal law in 1996 [Personal Responsibility and Work Opportunity Reconciliation Act (PRWORA) of 1996, P.L. 104-193] and 2005 (Deficit Reduction Act of 2005, P.L. 109-171) changed child support assignment and distribution rules, reducing the amount of support a family assigns to the state as a condition of eligibility for Temporary Assistance and, in most cases, requiring that support collections be applied first to support debts owed to the family, and last to support debts owed to the state. In SFY 1996, when PRWORA was enacted, 23% of child support collections were assigned and paid to the state and 77% of child support collections were paid to families. In SFY 2013, 6% of child support collections were assigned and paid to the state and 94% of child support collections were paid to the family.

Below is the revenue for the past five years:

FY 2009 - \$17,869,654
FY 2010 - \$15,747,468
FY 2011 - \$15,002,702
FY 2012 - \$14,592,482
FY 2013 - \$12,559,722

* Do not include in the Prior Year Actual column as doing so would double count lapse & reserve.

**STATE OF MISSOURI
FUND FINANCIAL SUMMARY**

DEPARTMENT: DEPARTMENT OF SOCIAL SERVICES
FUND NAME: Health Care Technology Fund
FUND NUMBER: 0170

☒ Statute RSMo 208.975
☐ Constitution _____

☐ Administratively Created
☒ Interest Deposited To Fund

☒ Subject To Biennial Sweep
☐ Subject to Other Sweeps (see notes)

	FY 2013 ADJUSTED APPROP	FY 2013 ACTUAL SPENDING	FY 2014 ADJUSTED APPROP	FY 2015 REQUESTED	FY 2015 GOVERNOR RECOMMEND
FUND OPERATIONS					
BEGINNING CASH BALANCE	3,785	3,785	80	0	0
RECEIPTS:					
REVENUE (Cash Basis: July 1 - June 30)	267	267	0	0	0
TRANSFERS IN	0	0	0	0	0
TOTAL RECEIPTS	<u>267</u>	<u>267</u>	<u>0</u>	<u>0</u>	<u>0</u>
TOTAL RESOURCES AVAILABLE	4,052	4,052	80	0	0
APPROPRIATIONS (INCLUDES REAPPROPS):					
OPERATING APPROPS	5,000	3,972	0	0	0
TRANSFER APPROPS	0	0	0	0	0
CAPITAL IMPROVEMENTS APPROPS	0	0	0	0	0
TOTAL APPROPRIATIONS	<u>5,000</u>	<u>3,972</u>	<u>0</u>	<u>0</u>	<u>0</u>
BUDGET BALANCE	(948)	80	80	0	0
UNEXPENDED APPROPRIATION *	1,028	0	0	0	0
OTHER ADJUSTMENTS	0	0	(80)	0	0
ENDING CASH BALANCE	80	80	0	0	0
FUND OBLIGATIONS					
ENDING CASH BALANCE	80	80	0	0	0
OTHER OBLIGATIONS					
OUTSTANDING PROJECTS	0	0	0	0	0
CASH FLOW NEEDS	0	0	0	0	0
TOTAL OTHER OBLIGATIONS	<u>0</u>	<u>0</u>	<u>0</u>	<u>0</u>	<u>0</u>
UNOBLIGATED CASH BALANCE	80	80	0	0	0

**STATE OF MISSOURI
FUND FINANCIAL SUMMARY**

DEPARTMENT: DEPARTMENT OF SOCIAL SERVICES
FUND NAME: Health Care Technology Fund
FUND NUMBER: 0170

FUND PURPOSE:

For the purpose of funding health care technology projects and initiatives to improve the delivery of care, reduce administrative burdens and reduce waste fraud and abuse in the MO HealthNet Program.

NOTES:

Currently working with OA B/P to close out account.

OA Form 9 Notes: The funded projects required more than one fiscal year to complete.

* Do not include in the Prior Year Actual column as doing so would double count lapse & reserve.

STATE OF MISSOURI FUND FINANCIAL SUMMARY

DEPARTMENT: DEPARTMENT OF SOCIAL SERVICES
FUND NAME: FEDERAL AND OTHER (INCORRECTLY DEPOSITED RECEIPTS/DISBURSEMENTS)
FUND NUMBER: 0189

<input type="checkbox"/> Statute	<input checked="" type="checkbox"/> Administratively Created	<input type="checkbox"/> Subject To Biennial Sweep
<input type="checkbox"/> Constitution	<input type="checkbox"/> Interest Deposited To Fund	<input type="checkbox"/> Subject to Other Sweeps (see notes)

	FY 2013 ADJUSTED APPROP	FY 2013 ACTUAL SPENDING	FY 2014 ADJUSTED APPROP	FY 2015 REQUESTED	FY 2015 GOVERNOR RECOMMEND
FUND OPERATIONS					
BEGINNING CASH BALANCE	3,325	3,325	3,344	3,344	3,344
RECEIPTS:					
REVENUE (Cash Basis: July 1 - June 30)	17,632	17,632	878,000	878,000	878,000
TRANSFERS IN	0	0	0	0	0
TOTAL RECEIPTS	17,632	17,632	878,000	878,000	878,000
TOTAL RESOURCES AVAILABLE	20,957	20,957	881,344	881,344	881,344
APPROPRIATIONS (INCLUDES REAPPROPS):					
OPERATING APPROPS	5,061	17,613	878,000	878,000	878,000
TRANSFER APPROPS	0	0	0	0	0
CAPITAL IMPROVEMENTS APPROPS	0	0	0	0	0
TOTAL APPROPRIATIONS	5,061	17,613	878,000	878,000	878,000
BUDGET BALANCE	15,896	3,344	3,344	3,344	3,344
UNEXPENDED APPROPRIATION *	(12,552)	0	0	0	0
OTHER ADJUSTMENTS	0	0	0	0	0
ENDING CASH BALANCE	3,344	3,344	3,344	3,344	3,344
FUND OBLIGATIONS					
ENDING CASH BALANCE	3,344	3,344	3,344	3,344	3,344
OTHER OBLIGATIONS					
OUTSTANDING PROJECTS	0	0	0	0	0
CASH FLOW NEEDS	3,344	3,344	3,344	3,344	3,344
TOTAL OTHER OBLIGATIONS	3,344	3,344	3,344	3,344	3,344
UNOBLIGATED CASH BALANCE	0	0	0	0	0

**STATE OF MISSOURI
FUND FINANCIAL SUMMARY**

DEPARTMENT: DEPARTMENT OF SOCIAL SERVICES
FUND NAME: FEDERAL AND OTHER (INCORRECTLY DEPOSITED RECEIPTS/DISBURSEMENTS)
FUND NUMBER: 0189

FUND PURPOSE:

This fund accounts for the receipts and disbursements of incorrectly deposited receipts. For the purpose of funding the receipt and disbursement of refunds and incorrectly deposited receipts to allow the over-collection of accounts receivables to be paid back to the recipient.

NOTES:

Cash flow - SFY end needs 100% obligated Refund holding account all funds are obligated.

* Do not include in the Prior Year Actual column as doing so would double count lapse & reserve.

**STATE OF MISSOURI
FUND FINANCIAL SUMMARY**

DEPARTMENT: DEPARTMENT OF SOCIAL SERVICES
FUND NAME: NURSING FACILITY FEDERAL REIMBURSEMENT ALLOWANCE (NFFRA)
FUND NUMBER: 0196

<input checked="" type="checkbox"/> Statute <u>RSMo 198.418</u>	<input type="checkbox"/> Administratively Created	<input type="checkbox"/> Subject To Biennial Sweep
<input type="checkbox"/> Constitution _____	<input checked="" type="checkbox"/> Interest Deposited To Fund	<input type="checkbox"/> Subject to Other Sweeps (see notes)

	FY 2013 ADJUSTED APPROP	FY 2013 ACTUAL SPENDING	FY 2014 ADJUSTED APPROP	FY 2015 REQUESTED	FY 2015 GOVERNOR RECOMMEND
FUND OPERATIONS					
BEGINNING CASH BALANCE	34,021,429	34,021,429	18,338,554	1,500,000	1,500,000
RECEIPTS:					
REVENUE (Cash Basis: July 1 - June 30)	281,627,670	281,627,670	295,202,167	295,202,167	295,202,167
TRANSFERS IN	161,893,866	161,893,866	193,535,057	212,450,510	212,450,510
TOTAL RECEIPTS	<u>443,521,536</u>	<u>443,521,536</u>	<u>488,737,224</u>	<u>507,652,677</u>	<u>507,652,677</u>
TOTAL RESOURCES AVAILABLE	477,542,965	477,542,965	507,075,778	509,152,677	509,152,677
APPROPRIATIONS (INCLUDES REAPPROPS):					
OPERATING APPROPS	312,483,016	295,810,545	312,483,016	312,483,016	321,917,673
TRANSFER APPROPS	163,393,866	163,393,866	193,535,057	212,450,510	212,450,510
CAPITAL IMPROVEMENTS APPROPS	<u>0</u>	<u>0</u>	<u>0</u>	<u>0</u>	<u>0</u>
TOTAL APPROPRIATIONS	<u>475,876,882</u>	<u>459,204,411</u>	<u>506,018,073</u>	<u>524,933,526</u>	<u>534,368,183</u>
BUDGET BALANCE	1,666,083	18,338,554	1,057,705	(15,780,849)	(25,215,506)
UNEXPENDED APPROPRIATION *	16,672,471	0	442,295	15,780,849	25,215,506
OTHER ADJUSTMENTS	<u>0</u>	<u>0</u>	<u>0</u>	<u>0</u>	<u>0</u>
ENDING CASH BALANCE	18,338,554	18,338,554	1,500,000	0	0
FUND OBLIGATIONS					
ENDING CASH BALANCE	18,338,554	18,338,554	1,500,000	0	0
OTHER OBLIGATIONS					
OUTSTANDING PROJECTS	0	0	0	0	0
CASH FLOW NEEDS	<u>0</u>	<u>0</u>	<u>0</u>	<u>0</u>	<u>0</u>
TOTAL OTHER OBLIGATIONS	<u>0</u>	<u>0</u>	<u>0</u>	<u>0</u>	<u>0</u>
UNOBLIGATED CASH BALANCE	18,338,554	18,338,554	1,500,000	0	0

**STATE OF MISSOURI
FUND FINANCIAL SUMMARY**

DEPARTMENT: DEPARTMENT OF SOCIAL SERVICES
FUND NAME: NURSING FACILITY FEDERAL REIMBURSEMENT ALLOWANCE (NFFRA)
FUND NUMBER: 0196

FUND PURPOSE:

To account for moneys received from nursing facilities for the nursing facility reimbursement allowance, transfers from General Revenue, and funds from the federal government. The moneys are to be used to make payments to nursing facilities and to disburse up to five percent (5%) of the federal funds to the Nursing Facilities Quality of Care Fund. Some payments which would be made to the nursing facilities will be used as offsets against the tax to be paid by the facility if the facility requests such an offset.

Legal Basis: HB 1362, 87th General Assembly, Second Regular Session, 94 Legislative Session, RSMo 198.418

NOTES:

* Do not include in the Prior Year Actual column as doing so would double count lapse & reserve.

**STATE OF MISSOURI
FUND FINANCIAL SUMMARY**

DEPARTMENT: DEPARTMENT OF SOCIAL SERVICES
FUND NAME: TEMPORARY ASSISTANCE FOR NEEDY FAMILIES -- FEDERAL
FUND NUMBER: 0199

<input type="checkbox"/> Statute _____ <input type="checkbox"/> Constitution _____	<input checked="" type="checkbox"/> Administratively Created <input type="checkbox"/> Interest Deposited To Fund	<input type="checkbox"/> Subject To Biennial Sweep <input type="checkbox"/> Subject to Other Sweeps (see notes)
---	---	--

	FY 2013 ADJUSTED APPROP	FY 2013 ACTUAL SPENDING	FY 2014 ADJUSTED APPROP	FY 2015 REQUESTED	FY 2015 GOVERNOR RECOMMEND
FUND OPERATIONS					
BEGINNING CASH BALANCE	10,704,893	10,704,893	9,706,207	2,158,349	2,158,349
RECEIPTS:					
REVENUE (Cash Basis: July 1 - June 30)	163,076,483	163,076,483	182,595,066	193,563,157	194,273,518
TRANSFERS IN	0	0	0	0	0
TOTAL RECEIPTS	<u>163,076,483</u>	<u>163,076,483</u>	<u>182,595,066</u>	<u>193,563,157</u>	<u>194,273,518</u>
TOTAL RESOURCES AVAILABLE	<u>173,781,376</u>	<u>173,781,376</u>	<u>192,301,273</u>	<u>195,721,506</u>	<u>196,431,867</u>
APPROPRIATIONS (INCLUDES REAPPROPS):					
OPERATING APPROPS	182,268,378	154,163,391	185,000,874	183,488,082	183,764,463
TRANSFER APPROPS	9,919,733	9,911,778	10,142,050	10,142,050	10,576,030
CAPITAL IMPROVEMENTS APPROPS	0	0	0	0	0
TOTAL APPROPRIATIONS	<u>192,188,111</u>	<u>164,075,169</u>	<u>195,142,924</u>	<u>193,630,132</u>	<u>194,340,493</u>
BUDGET BALANCE	<u>(18,406,735)</u>	<u>9,706,207</u>	<u>(2,841,651)</u>	<u>2,091,374</u>	<u>2,091,374</u>
UNEXPENDED APPROPRIATION *	28,112,942	0	5,000,000	0	0
OTHER ADJUSTMENTS	0	0	0	0	0
ENDING CASH BALANCE	<u>9,706,207</u>	<u>9,706,207</u>	<u>2,158,349</u>	<u>2,091,374</u>	<u>2,091,374</u>
FUND OBLIGATIONS					
ENDING CASH BALANCE	9,706,207	9,706,207	2,158,349	2,091,374	2,091,374
OTHER OBLIGATIONS					
OUTSTANDING PROJECTS	0	0	0	0	0
CASH FLOW NEEDS	0	0	2,158,349	2,091,374	2,091,374
TOTAL OTHER OBLIGATIONS	<u>0</u>	<u>0</u>	<u>2,158,349</u>	<u>2,091,374</u>	<u>2,091,374</u>
UNOBLIGATED CASH BALANCE	<u>9,706,207</u>	<u>9,706,207</u>	<u>0</u>	<u>0</u>	<u>0</u>

**STATE OF MISSOURI
FUND FINANCIAL SUMMARY**

DEPARTMENT: DEPARTMENT OF SOCIAL SERVICES
FUND NAME: TEMPORARY ASSISTANCE FOR NEEDY FAMILIES -- FEDERAL
FUND NUMBER: 0199

FUND PURPOSE: Moneys received from the federal government to be used for personal services, expense and equipment, and distribution payments to persons receiving public assistance.

NOTES:

Cash flow - Represents management of appropriations in the fund balance to ensure expenditures do not exceed revenues.

Ending balance is needed to meet the first payroll of the next fiscal year, due to the timing of payroll and federal draw downs.

* Do not include in the Prior Year Actual column as doing so would double count lapse & reserve.

**STATE OF MISSOURI
FUND FINANCIAL SUMMARY**

DEPARTMENT: DEPARTMENT OF SOCIAL SERVICES
FUND NAME: DOSS ADMINISTRATIVE TRUST
FUND NUMBER: 0545

☒ Statute RSMo 660.012
☐ Constitution _____

☐ Administratively Created
☐ Interest Deposited To Fund

☐ Subject To Biennial Sweep
☒ Subject to Other Sweeps (see notes)

	FY 2013 ADJUSTED APPROP	FY 2013 ACTUAL SPENDING	FY 2014 ADJUSTED APPROP	FY 2015 REQUESTED	FY 2015 GOVERNOR RECOMMEND
FUND OPERATIONS					
BEGINNING CASH BALANCE	159,732	159,732	91,683	10,000	10,000
RECEIPTS:					
REVENUE (Cash Basis: July 1 - June 30)	787,750	787,750	1,305,434	1,305,434	1,305,434
TRANSFERS IN	0	0	0	0	0
TOTAL RECEIPTS	<u>787,750</u>	<u>787,750</u>	<u>1,305,434</u>	<u>1,305,434</u>	<u>1,305,434</u>
TOTAL RESOURCES AVAILABLE	<u>947,482</u>	<u>947,482</u>	<u>1,397,117</u>	<u>1,315,434</u>	<u>1,315,434</u>
APPROPRIATIONS (INCLUDES REAPPROPS):					
OPERATING APPROPS	1,942,583	853,827	1,904,972	1,904,996	1,905,051
TRANSFER APPROPS	4,438	1,972	779	779	1,151
CAPITAL IMPROVEMENTS APPROPS	0	0	0	0	0
TOTAL APPROPRIATIONS	<u>1,947,021</u>	<u>855,799</u>	<u>1,905,751</u>	<u>1,905,775</u>	<u>1,906,202</u>
BUDGET BALANCE	<u>(999,539)</u>	<u>91,683</u>	<u>(508,634)</u>	<u>(590,341)</u>	<u>(590,768)</u>
UNEXPENDED APPROPRIATION *	1,091,222	0	518,634	600,341	600,768
OTHER ADJUSTMENTS	0	0	0	0	0
ENDING CASH BALANCE	<u>91,683</u>	<u>91,683</u>	<u>10,000</u>	<u>10,000</u>	<u>10,000</u>
FUND OBLIGATIONS					
ENDING CASH BALANCE	91,683	91,683	10,000	10,000	10,000
OTHER OBLIGATIONS					
OUTSTANDING PROJECTS	0	0	0	0	0
CASH FLOW NEEDS	0	5,245	513	516	523
TOTAL OTHER OBLIGATIONS	<u>0</u>	<u>5,245</u>	<u>513</u>	<u>516</u>	<u>523</u>
UNOBLIGATED CASH BALANCE	<u>91,683</u>	<u>86,438</u>	<u>9,487</u>	<u>9,484</u>	<u>9,476</u>

**STATE OF MISSOURI
FUND FINANCIAL SUMMARY**

DEPARTMENT: DEPARTMENT OF SOCIAL SERVICES
FUND NAME: DOSS ADMINISTRATIVE TRUST
FUND NUMBER: 0545

FUND PURPOSE:

This fund will contain moneys transferred or paid to the department for goods and services provided by the department or its divisions. Disbursements from the fund made at the request of the Director of Social Services or his/her designee.

Legal Basis: RSMo 660.012

NOTES:

Cashflow -- Need sufficient cash to cover one month's personal services and fringe expenses.

Other Sweeps -- RSMo 660.012.4 The provisions of section 33.080, RSMo, notwithstanding, moneys in the fund shall not lapse, unless and then only to the extent to which the unencumbered balance at the close of any fiscal year exceeds one-twelfth of the amount either appropriated or paid or transferred to the fund during such fiscal year, whichever is greater.

* Do not include in the Prior Year Actual column as doing so would double count lapse & reserve.

**STATE OF MISSOURI
FUND FINANCIAL SUMMARY**

DEPARTMENT: DEPARTMENT OF SOCIAL SERVICES
FUND NAME: Department of Social Services Federal & Other Sources
FUND NUMBER: 0610

<input checked="checked" type="checkbox"/> Statute RSMo 208.170 <input type="checkbox"/> Constitution _____	<input type="checkbox"/> Administratively Created <input type="checkbox"/> Interest Deposited To Fund	<input type="checkbox"/> Subject To Biennial Sweep <input type="checkbox"/> Subject to Other Sweeps (see notes)
--	--	--

	FY 2013 ADJUSTED APPROP	FY 2013 ACTUAL SPENDING	FY 2014 ADJUSTED APPROP	FY 2015 REQUESTED	FY 2015 GOVERNOR RECOMMEND
FUND OPERATIONS					
BEGINNING CASH BALANCE	4,048,088	4,048,088	8,356,628	3,500,000	3,500,000
RECEIPTS:					
REVENUE (Cash Basis: July 1 - June 30)	681,017,770	681,017,770	854,986,772	911,294,470	926,523,188
TRANSFERS IN	260,783	260,783	327,402	348,964	354,795
TOTAL RECEIPTS	<u>681,278,554</u>	<u>681,278,554</u>	<u>855,314,174</u>	<u>911,643,434</u>	<u>926,877,983</u>
TOTAL RESOURCES AVAILABLE	<u>685,326,642</u>	<u>685,326,642</u>	<u>863,670,802</u>	<u>915,143,434</u>	<u>930,377,983</u>
APPROPRIATIONS (INCLUDES REAPPROPS):					
OPERATING APPROPS	672,963,422	611,352,511	823,104,324	841,009,288	853,727,846
TRANSFER APPROPS	66,075,701	65,576,377	70,467,951	70,191,757	72,707,748
CAPITAL IMPROVEMENTS APPROPS	110,583	110,582	442,389	442,389	442,389
TOTAL APPROPRIATIONS	<u>739,149,706</u>	<u>677,039,470</u>	<u>894,014,664</u>	<u>911,643,434</u>	<u>926,877,983</u>
BUDGET BALANCE	(53,823,064)	8,287,172	(30,343,862)	3,500,000	3,500,000
UNEXPENDED APPROPRIATION *	62,110,236	0	33,843,862	0	0
OTHER ADJUSTMENTS	69,457	69,457	0	0	0
ENDING CASH BALANCE	<u>8,356,628</u>	<u>8,356,628</u>	<u>3,500,000</u>	<u>3,500,000</u>	<u>3,500,000</u>
FUND OBLIGATIONS					
ENDING CASH BALANCE	8,356,628	8,356,628	3,500,000	3,500,000	3,500,000
OTHER OBLIGATIONS					
OUTSTANDING PROJECTS	0	0	0	0	0
CASH FLOW NEEDS	0	0	3,500,000	3,500,000	3,500,000
TOTAL OTHER OBLIGATIONS	<u>0</u>	<u>0</u>	<u>3,500,000</u>	<u>3,500,000</u>	<u>3,500,000</u>
UNOBLIGATED CASH BALANCE	<u>8,356,628</u>	<u>8,356,628</u>	<u>0</u>	<u>0</u>	<u>0</u>

**STATE OF MISSOURI
FUND FINANCIAL SUMMARY**

DEPARTMENT: DEPARTMENT OF SOCIAL SERVICES
FUND NAME: Department of Social Services Federal & Other Sources
FUND NUMBER: 0610

FUND PURPOSE:

Monies appropriated from the state and received from the federal government. Use to pay administrative and programs costs of the Department of Social Services in administering the provisions of the law.

Legal Basis: RSMo 208.170

NOTES:

Cash flow - Represents management of appropriations in the fund balance to ensure expenditures do not exceed revenues.

Ending balance is needed to meet the first payroll of the next fiscal year, due to the timing of payroll and federal draw downs.

* Do not include in the Prior Year Actual column as doing so would double count lapse & reserve.

**STATE OF MISSOURI
FUND FINANCIAL SUMMARY**

DEPARTMENT: DEPARTMENT OF SOCIAL SERVICES
FUND NAME: DOSS EDUCATIONAL IMPROVEMENT
FUND NUMBER: 0620

<input type="checkbox"/> Statute _____ <input type="checkbox"/> Constitution _____	<input checked="" type="checkbox"/> Administratively Created <input type="checkbox"/> Interest Deposited To Fund	<input checked="" type="checkbox"/> Subject To Biennial Sweep <input type="checkbox"/> Subject to Other Sweeps (see notes)
---	---	---

	FY 2013 ADJUSTED APPROP	FY 2013 ACTUAL SPENDING	FY 2014 ADJUSTED APPROP	FY 2015 REQUESTED	FY 2015 GOVERNOR RECOMMEND
FUND OPERATIONS					
BEGINNING CASH BALANCE	3,224,297	3,224,297	2,566,289	1,412,483	1,412,483
RECEIPTS:					
REVENUE (Cash Basis: July 1 - June 30)	7,307,059	7,307,059	7,456,610	7,456,610	7,456,610
TRANSFERS IN	0	0	0	0	0
TOTAL RECEIPTS	<u>7,307,059</u>	<u>7,307,059</u>	<u>7,456,610</u>	<u>7,456,610</u>	<u>7,456,610</u>
TOTAL RESOURCES AVAILABLE	10,531,356	10,531,356	10,022,899	8,869,093	8,869,093
APPROPRIATIONS (INCLUDES REAPPROPS):					
OPERATING APPROPS	6,558,192	6,557,337	6,980,990	7,001,700	7,044,926
TRANSFER APPROPS	1,494,176	1,407,730	1,629,426	1,629,426	1,683,932
CAPITAL IMPROVEMENTS APPROPS	0	0	0	0	0
TOTAL APPROPRIATIONS	<u>8,052,368</u>	<u>7,965,067</u>	<u>8,610,416</u>	<u>8,631,126</u>	<u>8,728,858</u>
BUDGET BALANCE	2,478,988	2,566,289	1,412,483	237,967	140,234
UNEXPENDED APPROPRIATION *	87,301	0	0	0	0
OTHER ADJUSTMENTS	0	0	0	0	0
ENDING CASH BALANCE	2,566,289	2,566,289	1,412,483	237,967	140,234
FUND OBLIGATIONS					
ENDING CASH BALANCE	2,566,289	2,566,289	1,412,483	237,967	140,234
OTHER OBLIGATIONS					
OUTSTANDING PROJECTS	0	0	0	0	0
CASH FLOW NEEDS	0	0	397,518	237,967	140,235
TOTAL OTHER OBLIGATIONS	<u>0</u>	<u>0</u>	<u>397,518</u>	<u>237,967</u>	<u>140,235</u>
UNOBLIGATED CASH BALANCE	2,566,289	2,566,289	1,014,965	0	0

**STATE OF MISSOURI
FUND FINANCIAL SUMMARY**

DEPARTMENT: DEPARTMENT OF SOCIAL SERVICES
FUND NAME: DOSS EDUCATIONAL IMPROVEMENT
FUND NUMBER: 0620

FUND PURPOSE: This fund accounts for moneys transferred from the Department of Elementary and Secondary Education to the Department of Social Services for the Division of Youth Services. Disbursements will be for personal service and expense and equipment appropriations.

NOTES: Cash Flow - Need sufficient cash to cover one month's personal services and fringe benefits based on past history of collecting bill backs from school districts.

* Do not include in the Prior Year Actual column as doing so would double count lapse & reserve.

STATE OF MISSOURI FUND FINANCIAL SUMMARY

DEPARTMENT: DEPARTMENT OF SOCIAL SERVICES
FUND NAME: BLIND PENSION
FUND NUMBER: 0621

<input checked="" type="checkbox"/> Statute <u>RSMo 209.130</u> <input checked="" type="checkbox"/> Constitution <u>Article III, Section 38(b)</u>	<input type="checkbox"/> Administratively Created <input type="checkbox"/> Interest Deposited To Fund	<input type="checkbox"/> Subject To Biennial Sweep <input checked="" type="checkbox"/> Subject to Other Sweeps (see notes)
---	--	---

	FY 2013 ADJUSTED APPROP	FY 2013 ACTUAL SPENDING	FY 2014 ADJUSTED APPROP	FY 2015 REQUESTED	FY 2015 GOVERNOR RECOMMEND
FUND OPERATIONS					
BEGINNING CASH BALANCE	6,107,545	6,107,545	3,784,678	1,215,993	1,215,993
RECEIPTS:					
REVENUE (Cash Basis: July 1 - June 30)	29,980,237	29,980,237	30,442,719	30,905,201	30,905,201
TRANSFERS IN	9,218,484	9,218,484	9,218,484	9,218,484	9,218,484
TOTAL RECEIPTS	<u>39,198,721</u>	<u>39,198,721</u>	<u>39,661,203</u>	<u>40,123,685</u>	<u>40,123,685</u>
TOTAL RESOURCES AVAILABLE	45,306,266	45,306,266	43,445,881	41,339,678	41,339,678
APPROPRIATIONS (INCLUDES REAPPROPS):					
OPERATING APPROPS	32,964,470	32,255,308	33,965,228	34,313,866	34,313,866
TRANSFER APPROPS	67,843,765	9,266,280	10,117,239	10,117,239	10,117,239
CAPITAL IMPROVEMENTS APPROPS	0	0	0	0	0
TOTAL APPROPRIATIONS	<u>100,808,235</u>	<u>41,521,588</u>	<u>44,082,467</u>	<u>44,431,105</u>	<u>44,431,105</u>
BUDGET BALANCE	(55,501,969)	3,784,678	(636,586)	(3,091,427)	(3,091,427)
UNEXPENDED APPROPRIATION *	59,286,647	0	1,852,579	3,091,427	3,091,427
OTHER ADJUSTMENTS	0	0	0	0	0
ENDING CASH BALANCE	<u>3,784,678</u>	<u>3,784,678</u>	<u>1,215,993</u>	<u>0</u>	<u>0</u>
FUND OBLIGATIONS					
ENDING CASH BALANCE	3,784,678	3,784,678	1,215,993	0	0
OTHER OBLIGATIONS					
OUTSTANDING PROJECTS	0	0	0	0	0
CASH FLOW NEEDS	0	0	14,152,345	14,297,444	14,297,444
TOTAL OTHER OBLIGATIONS	<u>0</u>	<u>0</u>	<u>14,152,345</u>	<u>14,297,444</u>	<u>14,297,444</u>
UNOBLIGATED CASH BALANCE	<u>3,784,678</u>	<u>3,784,678</u>	<u>(12,936,352)</u>	<u>(14,297,444)</u>	<u>(14,297,444)</u>

**STATE OF MISSOURI
FUND FINANCIAL SUMMARY**

DEPARTMENT: DEPARTMENT OF SOCIAL SERVICES
FUND NAME: BLIND PENSION
FUND NUMBER: 0621

FUND PURPOSE: Money from annual tax of three cents (\$.03) on each one hundred dollar (\$ 100) valuation of taxable property (section 209.130, RSMo). Used for pensioning of the deserving blind as provided by law. Any money remaining in the fund after the payment of the pensions may be appropriated for the adequate support of the Commission for the Blind and any remaining balance will be transferred to the distributive public school fund.

NOTES: Cash flow - SFY end needs sufficient cash to cover five months of Blind Pensions as delinquent property tax collections are minimal July - November. December current year collections begin to reflect the current year property tax collections .
Property Tax Revenue Projections - Based prior year collections
SFY13 Cash Flow Trsfr in \$9.2 M; Pay Back \$9.2 M + \$17,343 interest
Other Sweeps - Article III Section 38 (b) ... Any balance remaining in the fund after the payment of the pensions may be appropriated for the adequate support of the commission for the blind, and any remaining balance shall be transferred to the distributive public school fund.

FY15 includes a rate increase of \$347,235.

* Do not include in the Prior Year Actual column as doing so would double count lapse & reserve.

**STATE OF MISSOURI
FUND FINANCIAL SUMMARY**

DEPARTMENT: DEPARTMENT OF SOCIAL SERVICES
FUND NAME: YOUTH SERVICES PRODUCTS
FUND NUMBER: 0764

☒ Statute RSMo 219.023
☐ Constitution _____

☐ Administratively Created
☐ Interest Deposited To Fund

☒ Subject To Biennial Sweep
☐ Subject to Other Sweeps (see notes)

	FY 2013 ADJUSTED APPROP	FY 2013 ACTUAL SPENDING	FY 2014 ADJUSTED APPROP	FY 2015 REQUESTED	FY 2015 GOVERNOR RECOMMEND
FUND OPERATIONS					
BEGINNING CASH BALANCE	0	0	0	0	0
RECEIPTS:					
REVENUE (Cash Basis: July 1 - June 30)	0	0	0	0	0
TRANSFERS IN	0	0	0	0	0
TOTAL RECEIPTS	0	0	0	0	0
TOTAL RESOURCES AVAILABLE	0	0	0	0	0
APPROPRIATIONS (INCLUDES REAPPROPS):					
OPERATING APPROPS	0	0	5,000	5,000	5,000
TRANSFER APPROPS	0	0	0	0	0
CAPITAL IMPROVEMENTS APPROPS	0	0	0	0	0
TOTAL APPROPRIATIONS	0	0	5,000	5,000	5,000
BUDGET BALANCE	0	0	(5,000)	(5,000)	(5,000)
UNEXPENDED APPROPRIATION *	0	0	5,000	5,000	5,000
OTHER ADJUSTMENTS	0	0	0	0	0
ENDING CASH BALANCE	0	0	0	0	0
FUND OBLIGATIONS					
ENDING CASH BALANCE	0	0	0	0	0
OTHER OBLIGATIONS					
OUTSTANDING PROJECTS	0	0	0	0	0
CASH FLOW NEEDS	0	0	0	0	0
TOTAL OTHER OBLIGATIONS	0	0	0	0	0
UNOBLIGATED CASH BALANCE	0	0	0	0	0

**STATE OF MISSOURI
FUND FINANCIAL SUMMARY**

DEPARTMENT: DEPARTMENT OF SOCIAL SERVICES
FUND NAME: YOUTH SERVICES PRODUCTS
FUND NUMBER: 0764

FUND PURPOSE:

To account for moneys received from the sale of products that are made by youth in a program or facility established by the Division of Youth Services. Moneys shall be used solely to replenish the supply of materials used in making such products.

NOTES:

Cash flow - No minimum cash flow needs identified at this time.

HB 356 indicates "... sale price not to exceed 110% of actual cost of supplies and material used in making such products."

* Do not include in the Prior Year Actual column as doing so would double count lapse & reserve.

**STATE OF MISSOURI
FUND FINANCIAL SUMMARY**

DEPARTMENT: DEPARTMENT OF SOCIAL SERVICES
FUND NAME: Missouri Rx Plan Fund
FUND NUMBER: 0779

☒ Statute RSMo 208.794.1
☐ Constitution _____

☐ Administratively Created
☒ Interest Deposited To Fund

☐ Subject To Biennial Sweep
☐ Subject to Other Sweeps (see notes)

	FY 2013 ADJUSTED APPROP	FY 2013 ACTUAL SPENDING	FY 2014 ADJUSTED APPROP	FY 2015 REQUESTED	FY 2015 GOVERNOR RECOMMEND
FUND OPERATIONS					
BEGINNING CASH BALANCE	16,005,668	16,005,668	10,431,973	4,754,486	4,754,486
RECEIPTS:					
REVENUE (Cash Basis: July 1 - June 30)	7,630,033	7,630,033	7,602,950	7,603,474	7,603,474
TRANSFERS IN	0	0	0	0	0
TOTAL RECEIPTS	<u>7,630,033</u>	<u>7,630,033</u>	<u>7,602,950</u>	<u>7,603,474</u>	<u>7,603,474</u>
TOTAL RESOURCES AVAILABLE	23,635,701	23,635,701	18,034,923	12,357,960	12,357,960
APPROPRIATIONS (INCLUDES REAPPROPS):					
OPERATING APPROPS	17,447,022	12,954,107	17,508,489	17,512,745	17,523,628
TRANSFER APPROPS	352,726	249,621	390,029	390,029	405,456
CAPITAL IMPROVEMENTS APPROPS	0	0	0	0	0
TOTAL APPROPRIATIONS	<u>17,799,748</u>	<u>13,203,728</u>	<u>17,898,518</u>	<u>17,902,774</u>	<u>17,929,084</u>
BUDGET BALANCE	5,835,953	10,431,973	136,405	(5,544,814)	(5,571,124)
UNEXPENDED APPROPRIATION *	4,596,020	0	4,618,081	5,544,814	5,571,124
OTHER ADJUSTMENTS	0	0	0	0	0
ENDING CASH BALANCE	<u>10,431,973</u>	<u>10,431,973</u>	<u>4,754,486</u>	<u>0</u>	<u>0</u>
FUND OBLIGATIONS					
ENDING CASH BALANCE	10,431,973	10,431,973	4,754,486	0	0
OTHER OBLIGATIONS					
OUTSTANDING PROJECTS	0	0	0	0	0
CASH FLOW NEEDS	0	0	0	0	0
TOTAL OTHER OBLIGATIONS	<u>0</u>	<u>0</u>	<u>0</u>	<u>0</u>	<u>0</u>
UNOBLIGATED CASH BALANCE	<u>10,431,973</u>	<u>10,431,973</u>	<u>4,754,486</u>	<u>0</u>	<u>0</u>

**STATE OF MISSOURI
FUND FINANCIAL SUMMARY**

DEPARTMENT: DEPARTMENT OF SOCIAL SERVICES
FUND NAME: Missouri Rx Plan Fund
FUND NUMBER: 0779

FUND PURPOSE:

To account for all moneys deposited in the fund under sections 208.780 to 208.798, and all moneys which may be appropriated to it by the general assembly from federal or other sources. The money in the fund shall be used solely for the administration of the Missouri Rx plan established within the Department of Social Services to provide certain pharmaceutical benefits to certain elderly and disabled residents of this state, to facilitate coordination of benefits between the Missouri Rx plan and the federal Medicare Part D drug benefit program established by the Medicare, Prescription, Drug, Improvement and Modernization Act of 2003, P.L. 108-173, and as well as to enroll such individuals in said program.

NOTES:

* Do not include in the Prior Year Actual column as doing so would double count lapse & reserve.

**STATE OF MISSOURI
FUND FINANCIAL SUMMARY**

DEPARTMENT: DEPARTMENT OF SOCIAL SERVICES
FUND NAME: YOUTH SERVICES TREATMENT
FUND NUMBER: 0843

☒ Statute RSMo 219.048
☐ Constitution _____

☐ Administratively Created
☐ Interest Deposited To Fund

☐ Subject To Biennial Sweep
☐ Subject to Other Sweeps (see notes)

	FY 2013 ADJUSTED APPROP	FY 2013 ACTUAL SPENDING	FY 2014 ADJUSTED APPROP	FY 2015 REQUESTED	FY 2015 GOVERNOR RECOMMEND
FUND OPERATIONS					
BEGINNING CASH BALANCE	0	0	0	0	0
RECEIPTS:					
REVENUE (Cash Basis: July 1 - June 30)	0	0	0	0	0
TRANSFERS IN	0	0	0	0	0
TOTAL RECEIPTS	<u>0</u>	<u>0</u>	<u>0</u>	<u>0</u>	<u>0</u>
TOTAL RESOURCES AVAILABLE	0	0	0	0	0
APPROPRIATIONS (INCLUDES REAPPROPS):					
OPERATING APPROPS	0	0	999	999	999
TRANSFER APPROPS	0	0	0	0	0
CAPITAL IMPROVEMENTS APPROPS	0	0	0	0	0
TOTAL APPROPRIATIONS	<u>0</u>	<u>0</u>	<u>999</u>	<u>999</u>	<u>999</u>
BUDGET BALANCE	0	0	(999)	(999)	(999)
UNEXPENDED APPROPRIATION *	0	0	999	999	999
OTHER ADJUSTMENTS	0	0	0	0	0
ENDING CASH BALANCE	0	0	0	0	0
FUND OBLIGATIONS					
ENDING CASH BALANCE	0	0	0	0	0
OTHER OBLIGATIONS					
OUTSTANDING PROJECTS	0	0	0	0	0
CASH FLOW NEEDS	0	0	0	0	0
TOTAL OTHER OBLIGATIONS	<u>0</u>	<u>0</u>	<u>0</u>	<u>0</u>	<u>0</u>
UNOBLIGATED CASH BALANCE	0	0	0	0	0

**STATE OF MISSOURI
FUND FINANCIAL SUMMARY**

DEPARTMENT: DEPARTMENT OF SOCIAL SERVICES
FUND NAME: YOUTH SERVICES TREATMENT
FUND NUMBER: 0843

FUND PURPOSE:

All or part of per diem or expense reimbursements received from persons serving as a member of a board or commission. These moneys shall be administered by the Division of Youth Services for the counseling, treatment and therapy of children who have been sexually, physically or emotionally abused. The Division of Youth Services advisory board created in Chapter 219 RSMo, shall make recommendation to the Governor and the Department of Social Services for the expenditures of the moneys in the fund.

NOTES:

* Do not include in the Prior Year Actual column as doing so would double count lapse & reserve.

**STATE OF MISSOURI
FUND FINANCIAL SUMMARY**

DEPARTMENT: DEPARTMENT OF SOCIAL SERVICES
FUND NAME: PREMIUM
FUND NUMBER: 0885

<input type="checkbox"/> Statute _____ <input type="checkbox"/> Constitution _____	<input checked="" type="checkbox"/> Administratively Created <input type="checkbox"/> Interest Deposited To Fund	<input checked="" type="checkbox"/> Subject To Biennial Sweep <input type="checkbox"/> Subject to Other Sweeps (see notes)
---	---	---

	FY 2013 ADJUSTED APPROP	FY 2013 ACTUAL SPENDING	FY 2014 ADJUSTED APPROP	FY 2015 REQUESTED	FY 2015 GOVERNOR RECOMMEND
FUND OPERATIONS					
BEGINNING CASH BALANCE	7,242,669	7,242,669	9,639,141	0	0
RECEIPTS:					
REVENUE (Cash Basis: July 1 - June 30)	14,716,002	14,716,002	13,884,867	14,813,228	14,813,228
TRANSFERS IN	0	0	0	0	0
TOTAL RECEIPTS	<u>14,716,002</u>	<u>14,716,002</u>	<u>13,884,867</u>	<u>14,813,228</u>	<u>14,813,228</u>
TOTAL RESOURCES AVAILABLE	21,958,671	21,958,671	23,524,008	14,813,228	14,813,228
APPROPRIATIONS (INCLUDES REAPPROPS):					
OPERATING APPROPS	12,186,811	12,184,722	24,880,392	24,880,392	14,781,660
TRANSFER APPROPS	134,808	134,808	118,336	118,336	118,336
CAPITAL IMPROVEMENTS APPROPS	0	0	0	0	0
TOTAL APPROPRIATIONS	<u>12,321,619</u>	<u>12,319,530</u>	<u>24,998,728</u>	<u>24,998,728</u>	<u>14,899,996</u>
BUDGET BALANCE	9,637,052	9,639,141	(1,474,720)	(10,185,500)	(86,768)
UNEXPENDED APPROPRIATION *	2,089	0	1,474,720	10,185,500	86,768
OTHER ADJUSTMENTS	0	0	0	0	0
ENDING CASH BALANCE	<u>9,639,141</u>	<u>9,639,141</u>	<u>0</u>	<u>0</u>	<u>0</u>
FUND OBLIGATIONS					
ENDING CASH BALANCE	9,639,141	9,639,141	0	0	0
OTHER OBLIGATIONS					
OUTSTANDING PROJECTS	0	0	0	0	0
CASH FLOW NEEDS	0	0	0	0	0
TOTAL OTHER OBLIGATIONS	<u>0</u>	<u>0</u>	<u>0</u>	<u>0</u>	<u>0</u>
UNOBLIGATED CASH BALANCE	<u>9,639,141</u>	<u>9,639,141</u>	<u>0</u>	<u>0</u>	<u>0</u>

**STATE OF MISSOURI
FUND FINANCIAL SUMMARY**

DEPARTMENT: DEPARTMENT OF SOCIAL SERVICES
FUND NAME: PREMIUM
FUND NUMBER: 0885

FUND PURPOSE:

To account for moneys received from parents or guardians of uninsured children who receive health care coverage provided by the State of Missouri (SCHIP - Children's Health Insurance Program); moneys received from spend down eligibles; and moneys received from Ticket to Work Health Assurance participants. Any premiums recovered will be paid out to the corresponding health plans from which the insurance was received.

NOTES:

No Cash Flow needs anticipated.

* Do not include in the Prior Year Actual column as doing so would double count lapse & reserve.

**STATE OF MISSOURI
FUND FINANCIAL SUMMARY**

DEPARTMENT: DEPARTMENT OF SOCIAL SERVICES
FUND NAME: Blindness Education Screening and Treatment Program
FUND NUMBER: 0892

<input checked="checked" type="checkbox"/> Statute RSMo 192.935 <input type="checkbox"/> Constitution _____	<input type="checkbox"/> Administratively Created <input type="checkbox"/> Interest Deposited To Fund	<input type="checkbox"/> Subject To Biennial Sweep <input type="checkbox"/> Subject to Other Sweeps (see notes)
--	--	--

	FY 2013 ADJUSTED APPROP	FY 2013 ACTUAL SPENDING	FY 2014 ADJUSTED APPROP	FY 2015 REQUESTED	FY 2015 GOVERNOR RECOMMEND
FUND OPERATIONS					
BEGINNING CASH BALANCE	750,947	750,947	900,802	846,366	846,366
RECEIPTS:					
REVENUE (Cash Basis: July 1 - June 30)	285,245	285,245	208,716	208,716	208,716
TRANSFERS IN	0	0	0	0	0
TOTAL RECEIPTS	<u>285,245</u>	<u>285,245</u>	<u>208,716</u>	<u>208,716</u>	<u>208,716</u>
TOTAL RESOURCES AVAILABLE	1,036,192	1,036,192	1,109,518	1,055,082	1,055,082
APPROPRIATIONS (INCLUDES REAPPROPS):					
OPERATING APPROPS	349,000	134,762	349,000	349,000	349,000
TRANSFER APPROPS	629	628	952	952	952
CAPITAL IMPROVEMENTS APPROPS	0	0	0	0	0
TOTAL APPROPRIATIONS	<u>349,629</u>	<u>135,390</u>	<u>349,952</u>	<u>349,952</u>	<u>349,952</u>
BUDGET BALANCE	686,563	900,802	759,566	705,130	705,130
UNEXPENDED APPROPRIATION *	214,239	0	86,800	0	0
OTHER ADJUSTMENTS	0	0	0	0	0
ENDING CASH BALANCE	900,802	900,802	846,366	705,130	705,130
FUND OBLIGATIONS					
ENDING CASH BALANCE	900,802	900,802	846,366	705,130	705,130
OTHER OBLIGATIONS					
OUTSTANDING PROJECTS	0	0	0	0	0
CASH FLOW NEEDS	0	0	29,083	29,083	29,083
TOTAL OTHER OBLIGATIONS	<u>0</u>	<u>0</u>	<u>29,083</u>	<u>29,083</u>	<u>29,083</u>
UNOBLIGATED CASH BALANCE	900,802	900,802	817,283	676,046	676,046

**STATE OF MISSOURI
FUND FINANCIAL SUMMARY**

DEPARTMENT: DEPARTMENT OF SOCIAL SERVICES
FUND NAME: Blindness Education Screening and Treatment Program
FUND NUMBER: 0892

FUND PURPOSE:

The fund shall consist of moneys voluntarily donated by applicants who apply for vehicle registration and/or for license. Moneys in the Blindness Education, Screening and Treatment Program Funds shall be used solely for the development of a Blindness Education, Screening, and Treatment Program. This program is to provide blindness prevention education and to provide screening and treatment for persons who do not have adequate coverage for such services under a healthcare benefit plan. The Director of Revenue shall collect the donations and deposit all such donations in the State Treasury to the credit of this fund. The Department of Revenue shall retain no more than 1% of donations for its administrative cost.

NOTES:

Cash flow - Represents management of appropriations in the fund balance to ensure expenditures do not exceed revenues.

* Do not include in the Prior Year Actual column as doing so would double count lapse & reserve.

**STATE OF MISSOURI
FUND FINANCIAL SUMMARY**

DEPARTMENT: DEPARTMENT OF SOCIAL SERVICES
FUND NAME: ALTERNATIVE CARE TRUST
FUND NUMBER: 0905

<input type="checkbox"/> Statute _____ <input type="checkbox"/> Constitution _____	<input checked="" type="checkbox"/> Administratively Created <input type="checkbox"/> Interest Deposited To Fund	<input type="checkbox"/> Subject To Biennial Sweep <input type="checkbox"/> Subject to Other Sweeps (see notes)
---	---	--

	FY 2013 ADJUSTED APPROP	FY 2013 ACTUAL SPENDING	FY 2014 ADJUSTED APPROP	FY 2015 REQUESTED	FY 2015 GOVERNOR RECOMMEND
FUND OPERATIONS					
BEGINNING CASH BALANCE	5,350,408	5,350,408	5,742,817	4,577,882	4,577,882
RECEIPTS:					
REVENUE (Cash Basis: July 1 - June 30)	13,584,203	13,584,203	13,835,065	13,835,065	13,835,065
TRANSFERS IN	0	0	0	0	0
TOTAL RECEIPTS	<u>13,584,203</u>	<u>13,584,203</u>	<u>13,835,065</u>	<u>13,835,065</u>	<u>13,835,065</u>
TOTAL RESOURCES AVAILABLE	18,934,611	18,934,611	19,577,882	18,412,948	18,412,948
APPROPRIATIONS (INCLUDES REAPPROPS):					
OPERATING APPROPS	13,191,795	13,191,794	15,000,000	15,000,000	15,000,000
TRANSFER APPROPS	0	0	0	0	0
CAPITAL IMPROVEMENTS APPROPS	0	0	0	0	0
TOTAL APPROPRIATIONS	<u>13,191,795</u>	<u>13,191,794</u>	<u>15,000,000</u>	<u>15,000,000</u>	<u>15,000,000</u>
BUDGET BALANCE	5,742,816	5,742,817	4,577,882	3,412,948	3,412,948
UNEXPENDED APPROPRIATION *	1	0	0	0	0
OTHER ADJUSTMENTS	0	0	0	0	0
ENDING CASH BALANCE	5,742,817	5,742,817	4,577,882	3,412,948	3,412,948
FUND OBLIGATIONS					
ENDING CASH BALANCE	5,742,817	5,742,817	4,577,882	3,412,948	3,412,948
OTHER OBLIGATIONS					
OUTSTANDING PROJECTS	0	0	4,577,882	3,412,948	3,412,948
CASH FLOW NEEDS	0	0	0	0	0
TOTAL OTHER OBLIGATIONS	<u>0</u>	<u>0</u>	<u>4,577,882</u>	<u>3,412,948</u>	<u>3,412,948</u>
UNOBLIGATED CASH BALANCE	5,742,817	5,742,817	0	0	0

**STATE OF MISSOURI
FUND FINANCIAL SUMMARY**

DEPARTMENT: DEPARTMENT OF SOCIAL SERVICES
FUND NAME: ALTERNATIVE CARE TRUST
FUND NUMBER: 0905

FUND PURPOSE:

All moneys received by the Children's Division on behalf of children in their custody. Any money received by the department on behalf of a child (e.g. social security or child support) must be expended for the benefit of that child.

NOTES:

Outstanding Projects - 100% obligated as money held in trust for the children in custody.

* Do not include in the Prior Year Actual column as doing so would double count lapse & reserve.

**STATE OF MISSOURI
FUND FINANCIAL SUMMARY**

DEPARTMENT: DEPARTMENT OF SOCIAL SERVICES
FUND NAME: Ambulance Service Reimb Allow
FUND NUMBER: 0958

☒ Statute RSMo 190.818
☐ Constitution _____

☐ Administratively Created
☒ Interest Deposited To Fund

☐ Subject To Biennial Sweep
☐ Subject to Other Sweeps (see notes)

	FY 2013 ADJUSTED APPROP	FY 2013 ACTUAL SPENDING	FY 2014 ADJUSTED APPROP	FY 2015 REQUESTED	FY 2015 GOVERNOR RECOMMEND
FUND OPERATIONS					
BEGINNING CASH BALANCE	2,518,157	2,518,157	4,260,306	4,510,692	4,510,692
RECEIPTS:					
REVENUE (Cash Basis: July 1 - June 30)	18,732,793	18,732,793	19,223,220	19,223,220	19,223,220
TRANSFERS IN	6,535,001	6,535,001	12,437,415	12,437,415	12,437,415
TOTAL RECEIPTS	<u>25,267,794</u>	<u>25,267,794</u>	<u>31,660,635</u>	<u>31,660,635</u>	<u>31,660,635</u>
TOTAL RESOURCES AVAILABLE	<u>27,785,951</u>	<u>27,785,951</u>	<u>35,920,941</u>	<u>36,171,327</u>	<u>36,171,327</u>
APPROPRIATIONS (INCLUDES REAPPROPS):					
OPERATING APPROPS	16,983,087	16,983,009	18,561,986	18,562,111	18,381,557
TRANSFER APPROPS	9,077,663	6,542,636	18,237,368	18,237,368	18,241,274
CAPITAL IMPROVEMENTS APPROPS	<u>0</u>	<u>0</u>	<u>0</u>	<u>0</u>	<u>0</u>
TOTAL APPROPRIATIONS	<u>26,060,750</u>	<u>23,525,645</u>	<u>36,799,354</u>	<u>36,799,479</u>	<u>36,622,831</u>
BUDGET BALANCE	<u>1,725,201</u>	<u>4,260,306</u>	<u>(878,413)</u>	<u>(628,152)</u>	<u>(451,504)</u>
UNEXPENDED APPROPRIATION *	2,535,105	0	5,389,105	628,152	451,504
OTHER ADJUSTMENTS	<u>0</u>	<u>0</u>	<u>0</u>	<u>0</u>	<u>0</u>
ENDING CASH BALANCE	<u>4,260,306</u>	<u>4,260,306</u>	<u>4,510,692</u>	<u>0</u>	<u>0</u>
FUND OBLIGATIONS					
ENDING CASH BALANCE	<u>4,260,306</u>	<u>4,260,306</u>	<u>4,510,692</u>	<u>0</u>	<u>0</u>
OTHER OBLIGATIONS					
OUTSTANDING PROJECTS	0	0	0	0	0
CASH FLOW NEEDS	<u>0</u>	<u>0</u>	<u>0</u>	<u>0</u>	<u>0</u>
TOTAL OTHER OBLIGATIONS	<u>0</u>	<u>0</u>	<u>0</u>	<u>0</u>	<u>0</u>
UNOBLIGATED CASH BALANCE	<u>4,260,306</u>	<u>4,260,306</u>	<u>4,510,692</u>	<u>0</u>	<u>0</u>

**STATE OF MISSOURI
FUND FINANCIAL SUMMARY**

DEPARTMENT: DEPARTMENT OF SOCIAL SERVICES
FUND NAME: Ambulance Service Reimb Allow
FUND NUMBER: 0958

FUND PURPOSE:

To account for moneys provided by ambulance service reimbursement allowance taxes for the sole purpose of providing payments to ambulance services.

NOTES:

* Do not include in the Prior Year Actual column as doing so would double count lapse & reserve.

STATE OF MISSOURI FUND FINANCIAL SUMMARY

DEPARTMENT: DEPARTMENT OF SOCIAL SERVICES
FUND NAME: Recovery Audit & Compliance Fund
FUND NUMBER: 0974

<input type="checkbox"/> Statute _____ <input type="checkbox"/> Constitution _____	<input checked="" type="checkbox"/> Administratively Created <input type="checkbox"/> Interest Deposited To Fund	<input checked="" type="checkbox"/> Subject To Biennial Sweep <input type="checkbox"/> Subject to Other Sweeps (see notes)
---	---	---

	FY 2013 ADJUSTED APPROP	FY 2013 ACTUAL SPENDING	FY 2014 ADJUSTED APPROP	FY 2015 REQUESTED	FY 2015 GOVERNOR RECOMMEND
FUND OPERATIONS					
BEGINNING CASH BALANCE	3,048	3,048	14,334	0	0
RECEIPTS:					
REVENUE (Cash Basis: July 1 - June 30)	14,985	14,985	14,985	14,985	14,985
TRANSFERS IN	0	0	0	0	0
TOTAL RECEIPTS	<u>14,985</u>	<u>14,985</u>	<u>14,985</u>	<u>14,985</u>	<u>14,985</u>
TOTAL RESOURCES AVAILABLE	<u>18,033</u>	<u>18,033</u>	<u>29,319</u>	<u>14,985</u>	<u>14,985</u>
APPROPRIATIONS (INCLUDES REAPPROPS):					
OPERATING APPROPS	3,761	3,699	6,631,379	6,633,745	6,638,579
TRANSFER APPROPS	4,808	0	14,517	14,517	14,517
CAPITAL IMPROVEMENTS APPROPS	0	0	0	0	0
TOTAL APPROPRIATIONS	<u>8,569</u>	<u>3,699</u>	<u>6,645,896</u>	<u>6,648,262</u>	<u>6,653,096</u>
BUDGET BALANCE	<u>9,464</u>	<u>14,334</u>	<u>(6,616,577)</u>	<u>(6,633,277)</u>	<u>(6,638,111)</u>
UNEXPENDED APPROPRIATION *	4,870	0	6,616,577	6,633,277	6,638,111
OTHER ADJUSTMENTS	0	0	0	0	0
ENDING CASH BALANCE	<u>14,334</u>	<u>14,334</u>	<u>0</u>	<u>0</u>	<u>0</u>
FUND OBLIGATIONS					
ENDING CASH BALANCE	<u>14,334</u>	<u>14,334</u>	<u>0</u>	<u>0</u>	<u>0</u>
OTHER OBLIGATIONS					
OUTSTANDING PROJECTS	0	0	0	0	0
CASH FLOW NEEDS	0	0	0	0	0
TOTAL OTHER OBLIGATIONS	<u>0</u>	<u>0</u>	<u>0</u>	<u>0</u>	<u>0</u>
UNOBLIGATED CASH BALANCE	<u>14,334</u>	<u>14,334</u>	<u>0</u>	<u>0</u>	<u>0</u>

**STATE OF MISSOURI
FUND FINANCIAL SUMMARY**

DEPARTMENT: DEPARTMENT OF SOCIAL SERVICES
FUND NAME: Recovery Audit & Compliance Fund
FUND NUMBER: 0974

FUND PURPOSE:

To account for monies recovered by the MO Medicaid Audit and Compliance Unit.

Medicaid RACs will contract with States and territories to identify and collect overpayments, and will be paid on a contingency fee basis by the States. Medicaid RACs will review claims submitted by providers of items and services or other individuals furnishing items and services for which payment has been made under section 1902(a) of the Act or under any waiver of the State Plan to identify underpayments and overpayments and recoup overpayments for the States.

NOTES:

* Do not include in the Prior Year Actual column as doing so would double count lapse & reserve.

**STATE OF MISSOURI
FUND FINANCIAL SUMMARY**

DEPARTMENT: DEPARTMENT OF SOCIAL SERVICES
FUND NAME: Foster Care & Adoptive Parents Recruitment and Retention Fund
FUND NUMBER: 0979

<input checked="" type="checkbox"/> Statute <u>RSMo 453.600</u> <input type="checkbox"/> Constitution _____	<input type="checkbox"/> Administratively Created <input checked="" type="checkbox"/> Interest Deposited To Fund	<input type="checkbox"/> Subject To Biennial Sweep <input type="checkbox"/> Subject to Other Sweeps (see notes)
--	---	--

	FY 2013 ADJUSTED APPROP	FY 2013 ACTUAL SPENDING	FY 2014 ADJUSTED APPROP	FY 2015 REQUESTED	FY 2015 GOVERNOR RECOMMEND
FUND OPERATIONS					
BEGINNING CASH BALANCE	1,096	1,096	2,625	4,371	4,371
RECEIPTS:					
REVENUE (Cash Basis: July 1 - June 30)	6	6	2,000	2,000	2,000
TRANSFERS IN	1,523	1,523	0	0	0
TOTAL RECEIPTS	1,529	1,529	2,000	2,000	2,000
TOTAL RESOURCES AVAILABLE	2,625	2,625	4,625	6,371	6,371
APPROPRIATIONS (INCLUDES REAPPROPS):					
OPERATING APPROPS	1,000	0	5,000	5,000	5,000
TRANSFER APPROPS	250	0	254	254	254
CAPITAL IMPROVEMENTS APPROPS	0	0	0	0	0
TOTAL APPROPRIATIONS	1,250	0	5,254	5,254	5,254
BUDGET BALANCE	1,375	2,625	(629)	1,117	1,117
UNEXPENDED APPROPRIATION *	1,250	0	5,000	5,000	5,000
OTHER ADJUSTMENTS	0	0	0	0	0
ENDING CASH BALANCE	2,625	2,625	4,371	6,117	6,117
FUND OBLIGATIONS					
ENDING CASH BALANCE	2,625	2,625	4,371	6,117	6,117
OTHER OBLIGATIONS					
OUTSTANDING PROJECTS	0	0	0	0	0
CASH FLOW NEEDS	0	0	4,371	6,117	6,117
TOTAL OTHER OBLIGATIONS	0	0	4,371	6,117	6,117
UNOBLIGATED CASH BALANCE	2,625	2,625	0	0	0

**STATE OF MISSOURI
FUND FINANCIAL SUMMARY**

DEPARTMENT: DEPARTMENT OF SOCIAL SERVICES
FUND NAME: Foster Care & Adoptive Parents Recruitment and Retention Fund
FUND NUMBER: 0979

FUND PURPOSE:

To account for all monies from gifts, donations, transfers, and monies appropriated by the general assembly, and bequests to the foster care and adoptive parents recruitment and retention fund. Monies in the fund shall be used to grant awards to licensed community-based foster care and adoption recruitment programs.

NOTES:

Cash flow - Section 453.600, RSMo states the fund shall maintain no more than the total of the last two (2) years of funding or a minimum of \$ 300,000, whichever is greater. However, since the revenue generated in this fund is less than the statutory requirement, the compulsory cash flow amount equals the ending cash balance.

* Do not include in the Prior Year Actual column as doing so would double count lapse & reserve.

**STATE OF MISSOURI
FUND FINANCIAL SUMMARY**

DEPARTMENT: DEPARTMENT OF SOCIAL SERVICES
FUND NAME: Medicaid Provider Enrollment Fund
FUND NUMBER: 0990

<input type="checkbox"/> Statute _____ <input type="checkbox"/> Constitution _____	<input checked="" type="checkbox"/> Administratively Created <input type="checkbox"/> Interest Deposited To Fund	<input checked="" type="checkbox"/> Subject To Biennial Sweep <input type="checkbox"/> Subject to Other Sweeps (see notes)
---	---	---

	FY 2013 ADJUSTED APPROP	FY 2013 ACTUAL SPENDING	FY 2014 ADJUSTED APPROP	FY 2015 REQUESTED	FY 2015 GOVERNOR RECOMMEND
FUND OPERATIONS					
BEGINNING CASH BALANCE	0	0	0	0	0
RECEIPTS:					
REVENUE (Cash Basis: July 1 - June 30)	0	0	0	53,200	53,200
TRANSFERS IN	0	0	0	0	0
TOTAL RECEIPTS	<u>0</u>	<u>0</u>	<u>0</u>	<u>53,200</u>	<u>53,200</u>
TOTAL RESOURCES AVAILABLE	0	0	0	53,200	53,200
APPROPRIATIONS (INCLUDES REAPPROPS):					
OPERATING APPROPS	51,500	0	51,500	51,500	51,500
TRANSFER APPROPS	0	0	0	0	0
CAPITAL IMPROVEMENTS APPROPS	0	0	0	0	0
TOTAL APPROPRIATIONS	<u>51,500</u>	<u>0</u>	<u>51,500</u>	<u>51,500</u>	<u>51,500</u>
BUDGET BALANCE	(51,500)	0	(51,500)	1,700	1,700
UNEXPENDED APPROPRIATION *	51,500	0	51,500	0	0
OTHER ADJUSTMENTS	0	0	0	0	0
ENDING CASH BALANCE	0	0	0	1,700	1,700
FUND OBLIGATIONS					
ENDING CASH BALANCE	0	0	0	1,700	1,700
OTHER OBLIGATIONS					
OUTSTANDING PROJECTS	0	0	0	0	0
CASH FLOW NEEDS	0	0	0	0	0
TOTAL OTHER OBLIGATIONS	<u>0</u>	<u>0</u>	<u>0</u>	<u>0</u>	<u>0</u>
UNOBLIGATED CASH BALANCE	0	0	0	1,700	1,700

**STATE OF MISSOURI
FUND FINANCIAL SUMMARY**

DEPARTMENT: DEPARTMENT OF SOCIAL SERVICES
FUND NAME: Medicaid Provider Enrollment Fund
FUND NUMBER: 0990

FUND PURPOSE:

To account for fees collected from applications for prospective institutional providers and will be used for fingerprinting and criminal background checks. Any application fees collected by States must be used to offset the cost of conducting the required screening. State expenditures incurred for the administration of the program can be reimbursed at 50 percent FFP. This includes both the costs of the screening that exceed the fees collected and the additional costs of administering the State's program. Additionally, if revenue from application fees exceeds the State's cost of conducting the required screening, States are required by 42 CFR 455.460 to return to CMS the portion of the application fees which exceed State administrative costs.

SFY13 Initial year for DSS appropriations

NOTES:

* Do not include in the Prior Year Actual column as doing so would double count lapse & reserve.

STATE OF MISSOURI FUND FINANCIAL SUMMARY

DEPARTMENT: DEPARTMENT OF SOCIAL SERVICES
FUND NAME: Federal Stimulus - Social Services
FUND NUMBER: 2292

☒ Statute RSMo 30.1014
☐ Constitution

☐ Administratively Created
☒ Interest Deposited To Fund

☐ Subject To Biennial Sweep
☐ Subject to Other Sweeps (see notes)

	FY 2013 ADJUSTED APPROP	FY 2013 ACTUAL SPENDING	FY 2014 ADJUSTED APPROP	FY 2015 REQUESTED	FY 2015 GOVERNOR RECOMMEND
FUND OPERATIONS					
BEGINNING CASH BALANCE	164,272	164,272	309,971	0	0
RECEIPTS:					
REVENUE (Cash Basis: July 1 - June 30)	64,660,248	64,660,248	85,492,000	85,000,000	85,000,000
TRANSFERS IN	0	0	0	0	0
TOTAL RECEIPTS	64,660,248	64,660,248	85,492,000	85,000,000	85,000,000
TOTAL RESOURCES AVAILABLE	64,824,520	64,824,520	85,801,971	85,000,000	85,000,000
APPROPRIATIONS (INCLUDES REAPPROPS):					
OPERATING APPROPS	101,325,690	64,514,549	100,492,000	85,000,000	85,000,000
TRANSFER APPROPS	0	0	0	0	0
CAPITAL IMPROVEMENTS APPROPS	0	0	0	0	0
TOTAL APPROPRIATIONS	101,325,690	64,514,549	100,492,000	85,000,000	85,000,000
BUDGET BALANCE	(36,501,170)	309,971	(14,690,029)	0	0
UNEXPENDED APPROPRIATION *	36,811,141	0	14,690,029	0	0
OTHER ADJUSTMENTS	0	0	0	0	0
ENDING CASH BALANCE	309,971	309,971	0	0	0
FUND OBLIGATIONS					
ENDING CASH BALANCE	309,971	309,971	0	0	0
OTHER OBLIGATIONS					
OUTSTANDING PROJECTS	0	0	0	0	0
CASH FLOW NEEDS	0	0	0	0	0
TOTAL OTHER OBLIGATIONS	0	0	0	0	0
UNOBLIGATED CASH BALANCE	309,971	309,971	0	0	0

**STATE OF MISSOURI
FUND FINANCIAL SUMMARY**

DEPARTMENT: DEPARTMENT OF SOCIAL SERVICES
FUND NAME: Federal Stimulus - Social Services
FUND NUMBER: 2292

FUND PURPOSE:

To account for all monies, except those specifically allocable to the funds established under the provisions of sections 288.290, 288.300, and 644.122, RSMo, received in the state treasury due to the American Recovery and Reinvestment Act of 2009 as enacted by the 111th United States Congress.

NOTES:

* Do not include in the Prior Year Actual column as doing so would double count lapse & reserve.

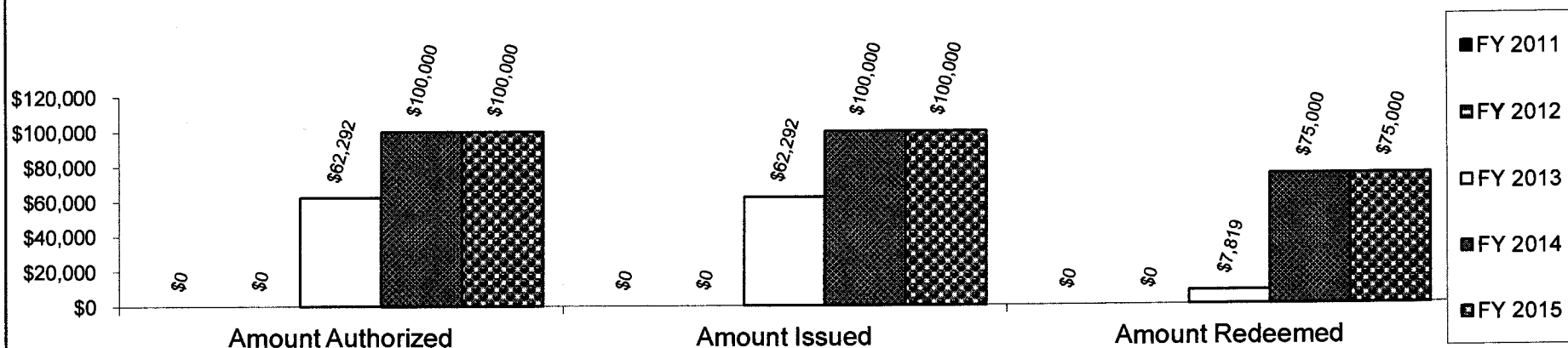
TAX CREDIT ANALYSIS

Program Name: Developmental Disability Care Provider						
Department: Social Services		Contact Name & No.: Patrick Luebbering (573) 751-7533				Date: January, 2014
Program Category: Domestic and Social			Type: Tax Credit <input checked="" type="checkbox"/> Other (specify) _____			
Statutory Authority: 135.1180 RSMo			Applicable Taxes:			
Program Description and Eligibility Requirements: A qualified developmental disability care provider may apply for tax credits on behalf of taxpayers who make eligible donations to the provider. Those who donate to qualifying providers are eligible to receive a tax credit up to fifty percent of their donation. Qualified developmental disability care providers that accept these donations are required to remit payment equivalent to the amount of the tax credit to the state of Missouri. The program was authorized in HB 1172 (2012) and went into effect August 28, 2012.						
Explanation of How Award is Computed: Entitlement <input checked="" type="checkbox"/> Discretionary _____ Developmental Disability Care Provider is a contributory program. Taxpayers are eligible for a tax credit equivalent to up to fifty percent of an eligible donation to a qualified developmental disability care provider. The developmental disability care provider accepting the qualified donation must remit payment to the DSS equivalent to fifty percent of the donation received (the amount of the tax credit to be issued). The amount of the tax credit claimed may not exceed the amount of the taxpayer's state tax liability in the tax year that the credit is being claimed. Any tax credit that cannot be claimed in the taxable year during which the contribution is made will not be refunded but allowed to be carried forward and used against the taxpayer's state tax liability for four (4) subsequent years. The tax credit issued to taxpayer(s) may be applied to state liability taxes in the amount not to exceed fifty percent of an eligible donation made to a qualifying developmental disability care provider. Qualifying developmental disability care providers must have a current contract with the Children's Division or the Department of Mental Health, or be accredited by the Council on Accreditation, the Joint Commission on Accreditation of Healthcare Organizations, or the Commission on Accreditation of Rehabilitation Facilities.						
Program Cap: Cumulative \$ _____ (remainder of cumulative cap) \$ _____ Annual \$ _____ None <input checked="" type="checkbox"/>						
Explanation of cap: Qualifying developmental disability care providers must submit payment equivalent to the amount of tax credit issued. As a result, no cap is applied to this tax credit.						
Explanation of Expiration of Authority: Pursuant to section 23.253, RSMo, of the Missouri Sunset Act, the program shall automatically sunset on December 31, 2016, unless reauthorized by an act of the general assembly; and if such program is reauthorized, the program authorized shall automatically sunset twelve years after the effective date of the reauthorization. The credit shall terminate on September first of the calendar year immediately following the calendar year in which the program is sunset.						
Specific Provisions: (if applicable) Carry forward <u>4</u> years Carry Back _____ years Refundable _____ Sellable/Assignable <input checked="" type="checkbox"/> Additional Federal Deductions Available _____						
Comments on Specific Provisions:						
	FY 2011 ACTUAL	FY 2012 ACTUAL	FY 2013 ACTUAL	FY 2014 (year to date 12/31/13)	FY 2014 (Projection)	FY 2015 (budget year)
Certificates Issued (#)	0	0	14	6	50	50
Projects (#)	N/A	N/A	N/A	N/A	N/A	N/A
Amount Authorized	\$0	\$0	\$62,292	\$8,825	\$100,000	\$100,000
Amount Issued	\$0	\$0	\$62,292	\$8,825	\$100,000	\$100,000
Amount Redeemed	\$0	\$0	\$7,819	\$47,499	\$75,000	\$75,000
EST. Amount Outstanding	N/A	N/A	\$54,473	\$15,799	N/A	N/A
EST. Amount Authorized but Unissued	N/A	N/A	\$0	\$0	N/A	N/A

TAX CREDIT ANALYSIS

Program Name: Developmental Disability Care Provider

HISTORICAL AND PROJECTED INFORMATION



Comments on Historical and Projected Information: This program became effective August 28, 2012

BENEFIT: COST ANALYSIS (includes only state revenue impacts)

	FY 2013 ACTIVITY	Other Fiscal Period (indicated time)	Derivation of Benefits: Direct benefits are contributions to the Developmental Disability Care Providers under this program that are used solely to provide direct care services to children who are residents of this state. Direct care services include but are not limited to increasing the quality of care and services for children through improved employee compensation and training. These amounts could offset costs that may normally be the burden of the state. (Credits issued reflect 50% of total donations received)
BENEFITS			
Direct Fiscal Benefits	62,292		
Indirect Fiscal Benefits	N/A		
Total	62,292		
COSTS			There are no direct fiscal costs as this credit requires payment from the Developmental Disability Care Provider equivalent to the amount of credit to be issued, which would offset lost tax revenue resulting from the issuance of tax credits to be applied toward taxpayer's state liability taxes.
Direct Fiscal Costs	N/A		
Indirect Fiscal Costs	N/A		
Total			
BENEFIT: COST	*		

Other Benefits: Allows agencies to generate donations to be used toward the care of children without causing a burden on the state.

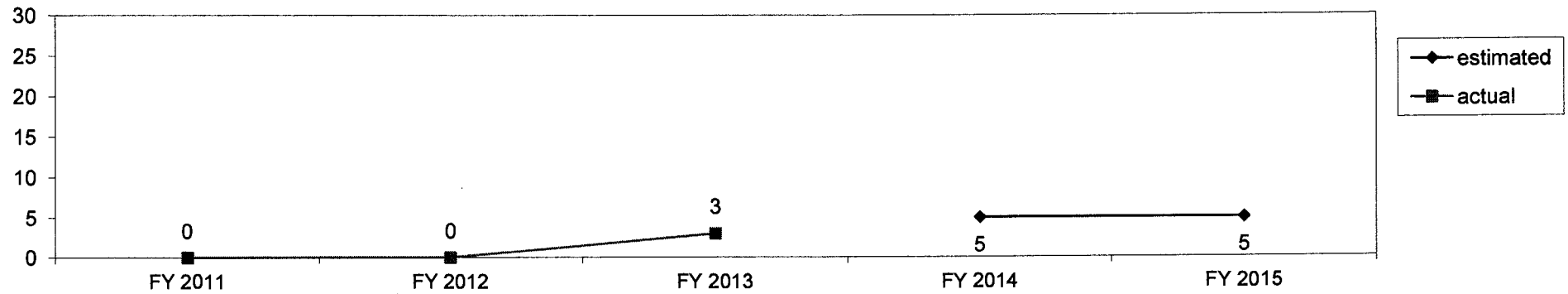
*There is no cost to the state because the developmental disability care provider reimburses the cost of the tax credit to the state. Therefore, a cost/benefit ratio does not apply.

TAX CREDIT ANALYSIS

Program Name: Developmental Disability Care Provider

PERFORMANCE MEASURE(S)

Permanent New Jobs Created



Comments on Performance Measure:

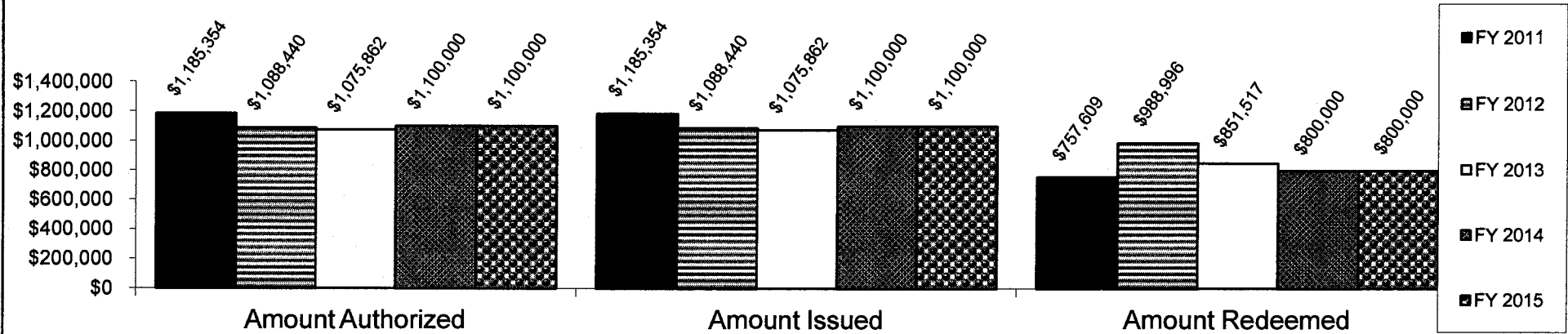
TAX CREDIT ANALYSIS

Program Name: Domestic Violence Shelter						
Department: Social Services			Contact Name & No.: Patrick Luebbering (573) 751-7533			Date: January, 2014
Program Category: Domestic and Social			Type: Tax Credit <input checked="" type="checkbox"/> Other (specify) _____			
Statutory Authority: 135.550 RSMo			Applicable Taxes:			
Program Description and Eligibility Requirements: Allows a tax credit for taxpayers to apply to their state liability taxes in an amount not to exceed fifty percent of a contribution made to a qualifying domestic violence shelter. Contributions can include cash, stocks, bonds or other marketable securities, or real property, with a value of one hundred dollars (\$100) or more.						
Explanation of How Award is Computed: Entitlement <input checked="" type="checkbox"/> Discretionary _____ Taxpayers are eligible for a tax credit equivalent to up to fifty percent of an eligible contribution to a qualified domestic violence shelter. Contributions must have a value of at least \$100 (\$50 tax credit) and can not exceed \$100,000 (\$50,000 tax credit) per taxpayer during any fiscal year. Eligible tax credits can not exceed the taxpayers state income tax liability for the year the credit is claimed. The credit may be carried over for four years until fully claimed. Total tax credits may not exceed \$2 million in any fiscal year.						
Annually, shelters must submit an application to be classified as a qualifying agency to receive donations eligible for the Domestic Violence Shelter Tax Credit. At least quarterly a review is conducted to determine the cumulative amount of approved tax credits. If a domestic violence shelter fails to use all, or some percentage of its apportioned tax credits during a predetermined period of time, the unused tax credits may be reapportioned to those domestic violence shelters that have used all, or most of their apportionment. Reapportionment may occur more than once during a fiscal year; to the maximum extent possible to ensure that taxpayers can claim all the tax credits possible up to the cumulative amount of tax credits available for the fiscal year.						
Program Cap: Cumulative \$ _____ (remainder of cumulative cap) \$ _____ Annual \$2,000,000 None _____ Explanation of cap: Annually the \$2 million is allocated to those qualifying domestic violence shelters that have submitted an application and supporting documentation to the Department of Social Services. Allotments may be revised during the year at the Department's discretion in an effort to fully utilize the maximum tax credit possible. The cap is established in statute. Since the programs inception in 1997, the cap has never been reached or exceeded.						
Explanation of Expiration of Authority: N/A						
Specific Provisions: (if applicable) Carry forward <u>4</u> years Carry Back _____ years Refundable _____ Sellable/Assignable _____ Additional Federal Deductions Available _____						
Comments on Specific Provisions:						
	FY 2011 ACTUAL	FY 2012 ACTUAL	FY 2013 ACTUAL	FY 2014 (year to date as of 12/31/13)	FY 2014 (Projection)	FY 2015 (budget year)
Certificates Issued (#)	2,142	2,103	2,192	491	2,000	2,000
Projects (#)	N/A	N/A	N/A	N/A	N/A	N/A
Amount Authorized	\$1,185,354	\$1,088,440	\$1,075,862	\$288,917	\$1,100,000	\$1,100,000
Amount Issued	\$1,185,354	\$1,088,440	\$1,075,862	\$288,917	\$1,100,000	\$1,100,000
Amount Redeemed	\$757,609	\$988,996	\$851,517	\$420,047	\$800,000	\$800,000
EST. Amount Outstanding	N/A	N/A	\$909,186	\$778,058	N/A	N/A
EST. Amount Authorized but Unissued	N/A	N/A	N/A	N/A	N/A	N/A

TAX CREDIT ANALYSIS

Program Name: Domestic Violence Shelter

HISTORICAL AND PROJECTED INFORMATION



Comments on Historical and Projected Information:

BENEFIT: COST ANALYSIS (includes only state revenue impacts)

	FY 2013 ACTIVITY	Other Fiscal Period (indicated time)	Derivation of Benefits: Indirect fiscal benefits are the total amount of donations received by qualifying agencies that contributed toward the cost of assisting their clients who may have, otherwise, accessed state assistance. (Credits issued reflect 50% of total donations received) Direct costs are the amount of credits that are eligible for redemption, therefore, reducing taxpayer liability. Reducing tax liabilities owed to the state decreases general revenue funds.
BENEFITS			
Direct Fiscal Benefits	N/A		
Indirect Fiscal Benefits	2,151,724		
Total	2,151,724		
COSTS			
Direct Fiscal Costs	1,075,862		
Indirect Fiscal Costs	N/A		
Total	1,075,862		
BENEFIT: COST	2.00		

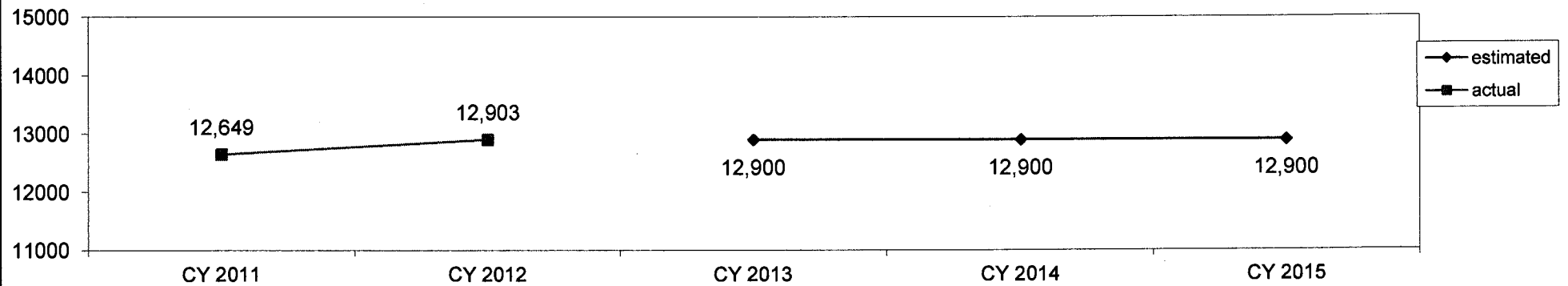
Other Benefits:

TAX CREDIT ANALYSIS

Program Name: Domestic Violence Shelter

PERFORMANCE MEASURE(S)

Number of Clients Served



Comments on Performance Measure: Calculated on calendar year (January - December)

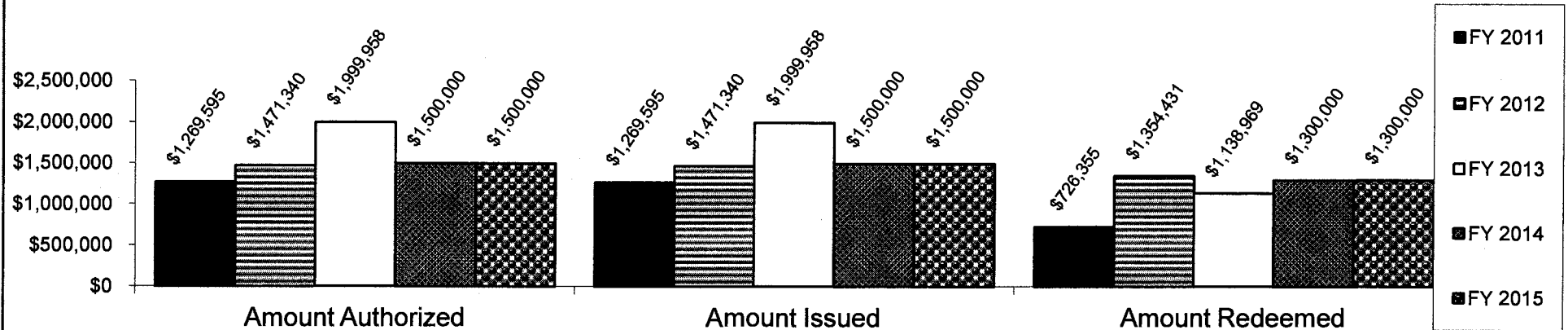
TAX CREDIT ANALYSIS

Program Name: Maternity Home						
Department: Social Services			Contact Name & No.: Patrick Luebbering (573) 751-7533			Date: January, 2014
Program Category: Domestic and Social				Type: Tax Credit <u>X</u> Other (specify) _____		
Statutory Authority: 135.600 RSMo				Applicable Taxes:		
Program Description and Eligibility Requirements: The Maternity Homes tax credit program provides a tax credit against a taxpayer's state tax liability equal to fifty percent of contributions to Maternity Homes. Those eligible for the tax credit include-a person, firm, partner in a firm, etc., doing business in Missouri or a charitable firm who contributes to a maternity home. The amount of tax credit issued may be equivalent to up to fifty percent of the contribution to the agency. Credits shall not be less than fifty dollars and cannot exceed fifty thousand dollars to an individual taxpayer in a fiscal year.						
Explanation of How Award is Computed: Entitlement <u>X</u> Discretionary _____ A taxpayer shall be allowed to claim a tax credit against the taxpayer's state tax liability, in an amount equal to fifty percent (50%) of the amount such taxpayer contributed to a maternity home. The taxpayer shall not be allowed to claim a tax credit unless the total amount of such taxpayer's contribution to the centers is at least one hundred dollars (\$100) in value. The amount of the tax credit claimed must not be in excess of the taxpayer's state tax liability for the taxable year that the credit is claimed and shall not exceed fifty thousand (\$50,000) dollars per taxable year. Any tax credit that cannot be claimed in the taxable year during which the contribution is made, may be carried over to the next four (4) consecutive taxable years until the full credit has been claimed.						
Program Cap: Cumulative \$ _____ (remainder of cumulative cap) \$ _____ Annual <u>\$2,000,000</u> None _____						
Explanation of Cap:						
Explanation of Expiration of Authority: N/A						
Specific Provisions: (if applicable) Carry forward <u>4</u> years Carry Back _____ years Refundable _____ Sellable/Assignable _____ Additional Federal Deductions Available _____						
Comments on Specific Provisions:						
	FY 2011 ACTUAL	FY 2012 ACTUAL	FY 2013 ACTUAL	FY 2014 (year to	FY 2014 (Projection)	FY 2015 (budget
Certificates Issued (#)	1,877	2,270	2,637	547	2,300	2,300
Projects (#)	N/A	N/A	N/A	N/A	N/A	N/A
Amount Authorized	\$1,269,595	\$1,471,340	\$1,999,958	\$482,366	\$1,500,000	\$1,500,000
Amount Issued	\$1,269,595	\$1,471,340	\$1,999,958	\$482,366	\$1,500,000	\$1,500,000
Amount Redeemed	\$726,355	\$1,354,431	\$1,138,969	\$965,945	\$1,300,000	\$1,300,000
EST. Amount Outstanding	N/A	N/A	\$1,458,399	\$974,819	N/A	N/A
EST. Amount Authorized but Unissued	N/A	N/A	\$0	\$0	N/A	N/A

TAX CREDIT ANALYSIS

Program Name: Maternity Home

HISTORICAL AND PROJECTED INFORMATION



Comments on Historical and Projected Information:

BENEFIT: COST ANALYSIS (includes only state revenue impacts)

	FY 2013 ACTIVITY	Other Fiscal Period (indicated time)	Derivation of Benefits: Indirect fiscal benefits are the total amount of donations received by qualifying agencies that contributed toward the cost of assisting their clients who may have, otherwise, accessed state assistance. (Credits issued reflect 50% of total donations received). Direct costs are the amount of credits that are eligible for redemption, therefore, reducing taxpayer liability. Reducing tax liabilities owed to the state decreases general revenue funds.
BENEFITS			
Direct Fiscal Benefits	N/A		
Indirect Fiscal Benefits	3,999,916		
Total	3,999,916		
COSTS			
Direct Fiscal Costs	1,999,958		
Indirect Fiscal Costs	N/A		
Total	1,999,958		
BENEFIT: COST	2.00		

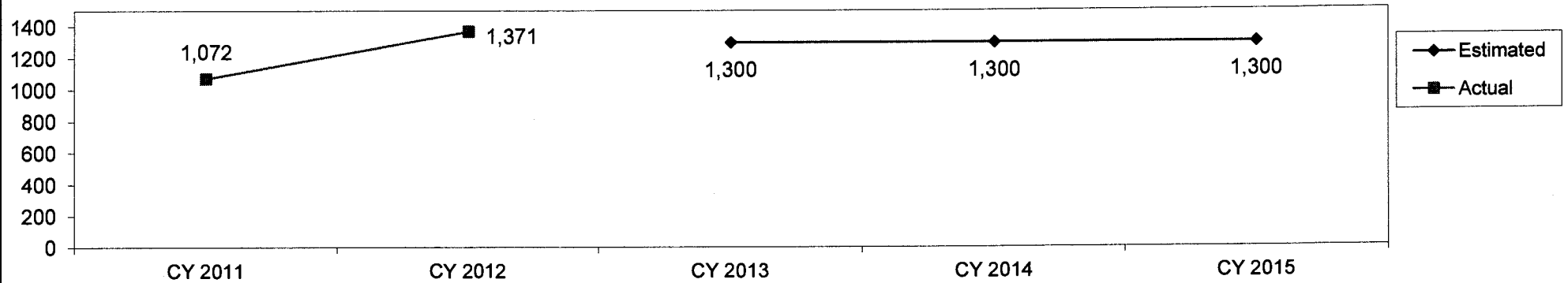
Other Benefits:

TAX CREDIT ANALYSIS

Program Name: Maternity Home

PERFORMANCE MEASURE(S)

Number of Clients Served (Residential)



Comments on Performance Measure: Calculated on calendar year (January - December)

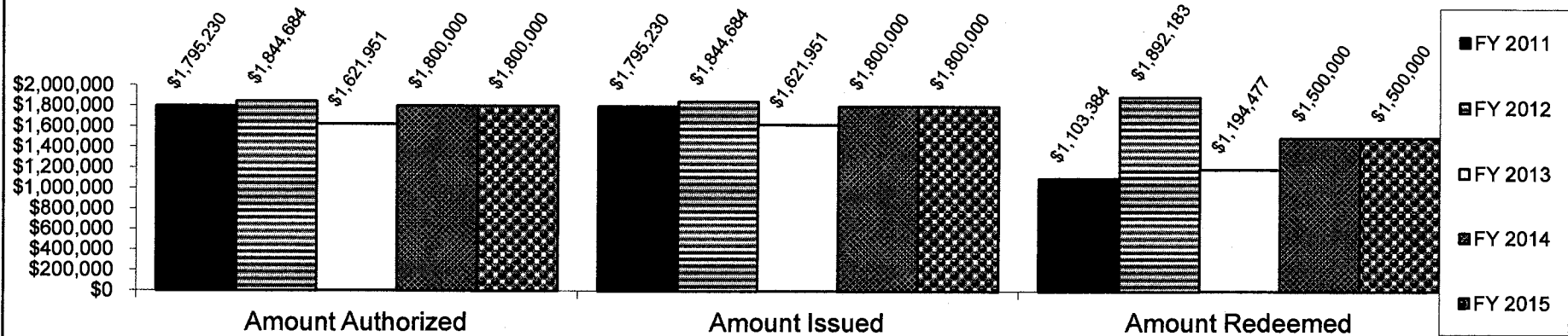
TAX CREDIT ANALYSIS

Program Name: Pregnancy Resource Center						
Department: Social Services			Contact Name & No.: Patrick Luebbering (573) 751-7533			Date: January, 2014
Program Category: Domestic and Social			Type: Tax Credit <u> X </u> Other (specify) <u> </u>			
Statutory Authority: 135.630 RSMo			Applicable Taxes:			
Program Description and Eligibility Requirements: <p>A qualified pregnancy resource center may apply for tax credits on behalf of taxpayers who make contributions to the agency. The amount of tax credit issued may be equivalent to up to fifty percent of the contribution to the agency. Credits shall not be less than fifty dollars (\$50) and can not exceed fifty thousand dollars (\$50,000) to an individual taxpayer in a fiscal year. The total tax credits may not exceed \$2 million in any fiscal year.</p> <p>Pregnancy resource centers must submit an application to the Department to be certified to received donations eligible for the Pregnancy Resource Center Tax Credit. An agency must be a non-residential facility located in this state which is exempt from income taxation under the United States Internal Revenue Code and is established for the purpose of providing assistance to women with unplanned or crisis pregnancies, or similar services to encourage and assist women in carrying their pregnancies to term. There are 57 facilities qualified to receive donations for fiscal year 2014. These facilities do not perform childbirths nor do they perform, induce or refer for abortion. All services are provided in accordance with Missouri statute at no cost to clients.</p>						
Explanation of How Award is Computed: Entitlement <u> X </u> Discretionary <u> </u> <p>The Pregnancy Resource Center Tax Credit program became effective January 1, 2007, sunset from August 28, 2012 to December 31, 2012 and was reauthorized January 1, 2013. A taxpayer shall be allowed to claim a tax credit against the taxpayer's state tax liability, in an amount equal to fifty percent (50%) of the amount such taxpayer contributed to a pregnancy resource center. The taxpayer shall not be allowed to claim a tax credit unless the total amount of such taxpayer's contribution to the centers is at least one hundred dollars (\$100) in value. The amount of the tax credit claimed must not be in excess of the taxpayer's state tax liability for the taxable year that the credit is claimed and shall not exceed fifty thousand (\$50,000) dollars per taxable year.</p>						
Program Cap: Cumulative \$ <u> </u> (remainder of cumulative cap) \$ <u> </u> Annual <u>\$2,000,000</u> None <u> </u> Explanation of cap: Annually the \$2 million is allocated to those qualifying pregnancy resource centers that have submitted an application and supporting documentation to the Department of Social Services. Allotments may be revised during the year at the Departments discretion in an effort to fully utilize the maximum tax credit possible.						
Explanation of Expiration of Authority: Pursuant to section 23.253, RSMo, of the Missouri Sunset Act, December 31, 2019. The program will terminate on September 1 of the calendar year immediately following the calendar year in which the program authorized is sunset. This program sunset on August 28, 2012 and was reauthorized January 1, 2013.						
Specific Provisions: (if applicable) Carry forward <u> 4 </u> years Carry Back <u> </u> years Refundable <u> </u> Sellable/Assignable <u> </u> Additional Federal Deductions Available <u> </u>						
Comments on Specific Provisions:						
	FY 2011 ACTUAL	FY 2012 ACTUAL	FY 2013 ACTUAL	FY 2014 (year to date 12/31/13)	FY 2014 (Projection)	FY 2015 (budget year)
Certificates Issued (#)	3,729	3,827	2,316	786	3,800	3,800
Projects (#)	N/A	N/A	N/A	N/A	N/A	N/A
Amount Authorized	\$1,795,230	\$1,844,684	\$1,621,951	\$412,563	\$1,800,000	\$1,800,000
Amount Issued	\$1,795,230	\$1,844,684	\$1,621,951	\$412,563	\$1,800,000	\$1,800,000
Amount Redeemed	\$1,103,384	\$1,892,183	\$1,194,477	\$504,638	\$1,500,000	\$1,500,000
EST. Amount Outstanding	N/A	N/A	\$1,373,675	\$1,281,601	N/A	N/A
EST. Amount Authorized but Unissued	N/A	N/A	\$0	\$0	N/A	N/A

TAX CREDIT ANALYSIS

Program Name: Pregnancy Resource Center

HISTORICAL AND PROJECTED INFORMATION



Comments on Historical and Projected Information:

BENEFIT: COST ANALYSIS (includes only state revenue impacts)

	FY 2013 ACTIVITY	Other Fiscal Period (indicated time)	Derivation of Benefits: Indirect fiscal benefits are the total amount of donations received from qualifying agencies that contributed toward the cost of assisting women with unplanned or crisis pregnancies who may have, otherwise, accessed state assistance. (Credits issued reflect 50% of total donations received) Direct costs are the amount of credits that are eligible for redemption, therefore, reducing taxpayer liability. Reducing tax liabilities owed to the state decreases general revenue funds
BENEFITS			
Direct Fiscal Benefits	N/A		
Indirect Fiscal Benefits	3,243,902		
Total	3,243,902		
COSTS			
Direct Fiscal Costs	1,621,951		
Indirect Fiscal Costs	N/A		
Total	1,621,951		
BENEFIT: COST	2.00		

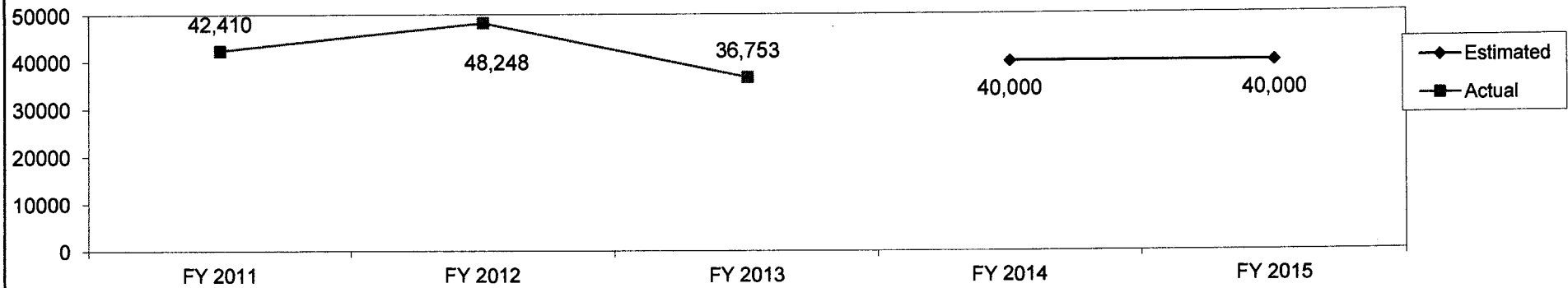
Other Benefits:

TAX CREDIT ANALYSIS

Program Name: Pregnancy Resource Center

PERFORMANCE MEASURE(S)

Number of People Served



Comments on Performance Measure:

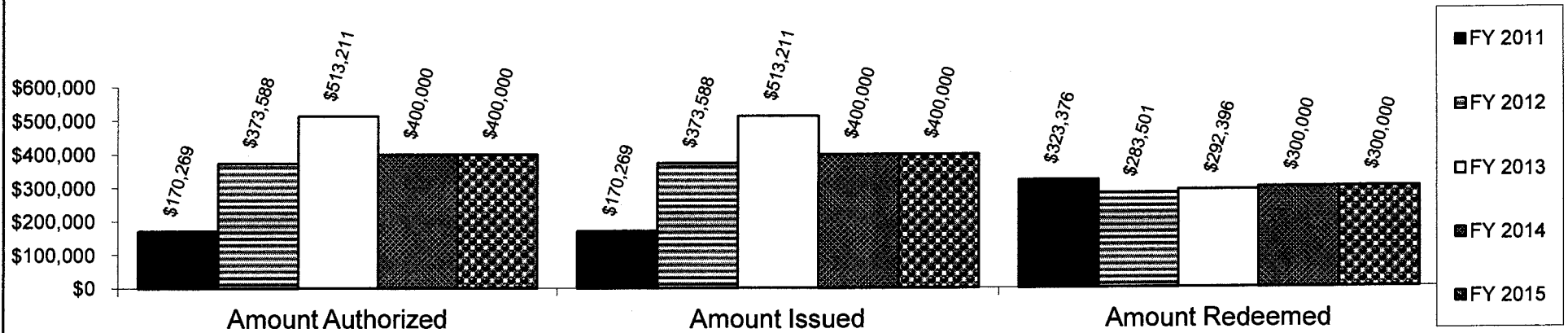
TAX CREDIT ANALYSIS

Program Name: Residential Treatment Agency						
Department: Social Services			Contact Name & No.: Patrick Luebbering (573) 751-7533			Date: January, 2014
Program Category: Domestic and Social			Type: Tax Credit <input checked="" type="checkbox"/> Other (specify) _____			
Statutory Authority: 135.1150 RSMo			Applicable			
Program Description and Eligibility Requirements: A qualified residential treatment agency may apply for tax credits on behalf of taxpayers who make eligible donations to the agency. The amount of total credits available to any qualified residential treatment agency can not exceed the total funds received from the Department of Social Services in the preceding twelve months. Those who donate to qualifying providers are eligible to receive a tax credit up to fifty percent of their donation. Qualified residential treatment agencies that accept these donations are required to remit payment equivalent to the amount of the tax credit to the state of Missouri.						
Explanation of How Award is Computed: Entitlement <input checked="" type="checkbox"/> Discretionary _____ Residential Treatment is a contributory program. Taxpayers are eligible for a tax credit equivalent to up to fifty percent of an eligible donation to a qualified residential treatment agency. The residential treatment agency accepting the qualified donation must remit payment to the DSS equivalent to fifty percent of the donation received (the amount of the tax credit to be issued). Since January 1, 2007, any taxpayer is allowed to claim a credit against their state tax liability equivalent to fifty percent (50%) of the eligible donation the taxpayer made to a qualified residential treatment agency. The amount of the tax credit claimed may not exceed the amount of the taxpayer's state tax liability in the tax year that the credit is being claimed. Any tax credit that cannot be claimed in the taxable year during which the contribution is made will not be refunded but allowed to be carried forward and used against the taxpayer's state tax liability for four (4) subsequent years. The tax credit issued to taxpayer(s) may be applied to state liability taxes in the amount not to exceed fifty percent of an eligible donation made to a qualifying residential treatment agency. Qualifying residential treatment agencies must have a current contract with the Children's Division. Total credits issued can not exceed the total payments made by DSS to the Residential Treatment Agency during the twelve months preceding the month the application was received by DSS.						
Program Cap: Cumulative \$ _____ (remainder of cumulative cap) \$ _____ Annual \$ _____ None <input checked="" type="checkbox"/>						
Explanation of cap: Qualifying residential treatment agencies must submit payment equivalent to the amount of tax credit issued. As a result, no cap is applied to this tax credit.						
Explanation of Expiration of Authority: Pursuant to section 23.253, RSMo, of the Missouri Sunset Act, the program was reauthorized by HB 1172 (2012) and will expire December 31, 2015 and shall terminate on September 1, 2016.						
Specific Provisions: (if applicable) Carry forward <input checked="" type="checkbox"/> years Carry Back _____ years Refundable _____ Sellable/Assignable <input checked="" type="checkbox"/> Additional Federal Deductions Available _____						
Comments on Specific Provisions:						
	FY 2011 ACTUAL	FY 2012 ACTUAL	FY 2013 ACTUAL	FY 2014 (year to	FY 2014 (Projection)	FY 2015 (budget
Certificates Issued (#)	93	146	196	141	150	150
Projects (#)	N/A	N/A	N/A	N/A	N/A	N/A
Amount Authorized	\$170,269	\$373,588	\$513,211	\$106,172	\$400,000	\$400,000
Amount Issued	\$170,269	\$373,588	\$513,211	\$106,172	\$400,000	\$400,000
Amount Redeemed	\$323,376	\$283,501	\$292,396	\$237,899	\$300,000	\$300,000
EST. Amount Outstanding	N/A	N/A	\$245,686	\$113,960	N/A	N/A
EST. Amount Authorized but Unissued	N/A	N/A	\$0	\$0	N/A	N/A

TAX CREDIT ANALYSIS

Program Name: Residential Treatment Agency

HISTORICAL AND PROJECTED INFORMATION



Comments on Historical and Projected Information:

BENEFIT: COST ANALYSIS (includes only state revenue impacts)

	FY 2013 ACTIVITY	Other Fiscal Period (indicated time)	Derivation of Benefits: Direct benefits are contributions to the Residential Treatment Agencies under this program that are used solely to provide direct care services to children who are residents of this state. Direct care services include but are not limited to increasing the quality of care and services for children through improved employee compensation and training. These amounts could offset costs that may normally be the burden of the state. (Credits issued reflect 50% of total donations received) There are no direct fiscal costs as this credit requires payment from the Residential Treatment Agency equivalent to the amount of credit to be issued, which would offset lost tax revenue resulting from the issuance of tax credits to be applied toward taxpayer's state liability taxes.
BENEFITS			
Direct Fiscal Benefits	513,211		
Indirect Fiscal Benefits	N/A		
Total	513,211		
COSTS			
Direct Fiscal Costs	N/A		
Indirect Fiscal Costs	N/A		
Total			
BENEFIT: COST	*		

Other Benefits: Allows agencies to generate donations to be used toward the care of children without causing a burden on the state.

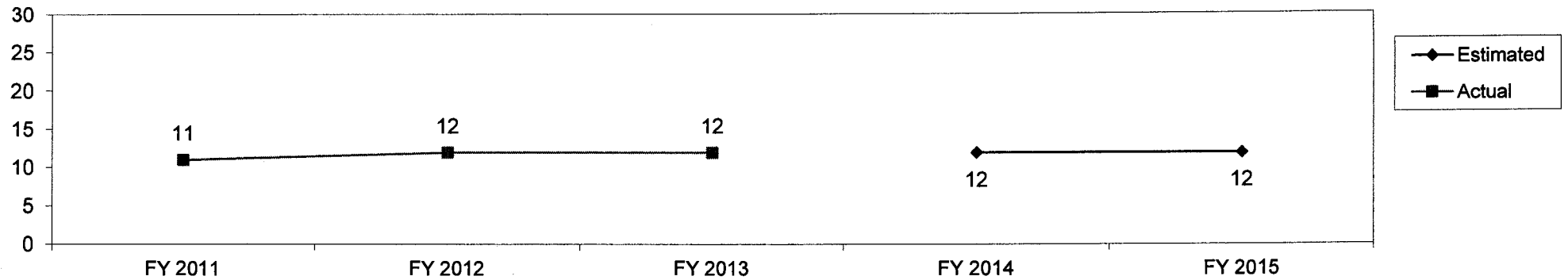
*There is no cost to the state because the residential treatment agency reimburses the cost of the tax credit to the state. Therefore, a cost/benefit ratio does not apply.

TAX CREDIT ANALYSIS

Program Name: Residential Treatment Agency

PERFORMANCE MEASURE(S)

Number of Staff Retained with Tax Credit Funding



Comments on Performance Measure:

FY2014 Supplementals

Supplemental Decision Item Name	2014 Department Request					2014 Governor's Recommendation				
	FTE	GR	FF	OF	Total	FTE	GR	FF	OF	Total
Case Management										
Supplemental	0.00	0	410,150	0	410,150	0.00	0	0	0	0
<i>Total</i>	0.00	0	410,150	0	410,150	0.00	0	0	0	0
Supplemental Nursing Care										
Supplemental	0.00	21,191	0	0	21,191	0.00	21,191	0	0	21,191
<i>Total</i>	0.00	21,191	0	0	21,191	0.00	21,191	0	0	21,191
Child Welfare Shortfall										
Supplemental	0.00	4,010,704	1,558,467	0	5,569,171	0.00	2,418,437	499,705	0	2,918,142
<i>Total</i>	0.00	4,010,704	1,558,467	0	5,569,171	0.00	2,418,437	499,705	0	2,918,142
Adoption Guardianship Increase										
Supplemental	0.00	151,124	0	0	151,124	0.00	0	0	0	0
<i>Total</i>	0.00	151,124	0	0	151,124	0.00	0	0	0	0
MO HealthNet Programs										
Supplemental	0.00	23,064,941	0	0	23,064,941	0.00	8,838,527	0	3,800,000	12,638,527
<i>Total</i>	0.00	23,064,941	0	0	23,064,941	0.00	8,838,527	0	3,800,000	12,638,527
MO HealthNet Programs										
GR Pickup for Tobacco Settlement Funds	0.00	0	0	0	0	0.00	69,194,921	0	0	69,194,921
<i>Total</i>	0.00	0	0	0	0	0.00	69,194,921	0	0	69,194,921
FY 14 Transfer Authority										
Supplemental	0.00	30,141,191	0	32,003,271	62,144,462	0.00	24,508,436	0	26,370,516	50,878,952
<i>Total</i>	0.00	30,141,191	0	32,003,271	62,144,462	0.00	24,508,436	0	26,370,516	50,878,952
<i>Supplemental Totals</i>	0.00	27,247,960	1,968,617	0	29,216,577	0.00	80,473,076	499,705	3,800,000	84,772,781
<i>Supplemental Transfer Total</i>	0.00	30,141,191	0	32,003,271	62,144,462	0.00	24,508,436	0	26,370,516	50,878,952

SUPPLEMENTAL NEW DECISION ITEM

Department: Social Services

Budget Unit 90046C

Division: Director's Office

DI Name: Case Management

DI#2886001

Original FY 2014 House Bill Section, if applicable

11.025

1. AMOUNT OF REQUEST

FY 2014 Supplemental Budget Request				
	GR	Federal	Other	Total
PS	0	0	0	0
EE	0	410,150	0	410,150
PSD	0	0	0	0
TRF	0	0	0	0
Total	0	410,150	0	410,150

FTE 0.00 0.00 0.00 0.00
 POSITIONS 0 0 0 0

NUMBER OF MONTHS POSITIONS ARE NEEDED:

Est. Fringe	0	0	0	0
--------------------	---	---	---	---

Note: Fringes budgeted in House Bill 5 except for certain fringes budgeted directly to MoDOT, Highway Patrol, and Conservation.

Other Funds:

FY 2014 Supplemental Governor's Recommendation				
	GR	Federal	Other	Total
PS	0	0	0	0
EE	0	0	0	0
PSD	0	0	0	0
TRF	0	0	0	0
Total	0	0	0	0

FTE 0 0 0 0
 POSITIONS 0 0 0 0

NUMBER OF MONTHS POSITIONS ARE NEEDED:

Est. Fringe	0	0	0	0
--------------------	---	---	---	---

Note: Fringes budgeted in House Bill 5 except for certain fringes budgeted directly to MoDOT, Highway Patrol, and Conservation.

Other Funds:

2. WHY IS THIS SUPPLEMENTAL FUNDING NEEDED? INCLUDE THE FEDERAL OR STATE STATUTORY OR CONSTITUTIONAL AUTHORIZATION FOR THIS PROGRAM.

Supplemental is needed in order to meet the projected costs for the Provider Enrollment System and the interface for the new Web Portal for Provider Enrollment.

The Governor did not recommend the increase as the supplemental is no longer needed.

3. DESCRIBE THE DETAILED ASSUMPTIONS USED TO DERIVE THE SPECIFIC REQUESTED AMOUNT. (How did you determine that the requested number of FTE were appropriate? How many positions do the requested FTE equal and for how many months do you need the supplemental funding? From what source or standard did you derive the requested levels of funding? Were alternatives such as outsourcing or automation considered? If based on new legislation, does request tie to TAFP fiscal note? If not, explain why.)

Department Request FY14 Supplemental for Case Management			Governor FY14 Supplemental for Case Management		
	FED			FED	
Provider Enrollment	1,784,250		Provider Enrollment	0	
WIPRO Integration	114,900		WIPRO Integration	0	
Less FY14 Appropriation Authority	(1,489,000)			0	
Additional Authority Needed	410,150		Additional Authority Needed	0	

4. BREAK DOWN THE REQUEST BY BUDGET OBJECT CLASS, JOB CLASS, AND FUND SOURCE. IDENTIFY ONE-TIME COSTS.

Budget Object Class/Job Class	Dept Req GR DOLLARS	Dept Req GR	Dept Req FTE	Dept Req FED DOLLARS	Dept Req FTE	Dept Req OTHER DOLLARS	Dept Req OTHER FTE	Dept Req TOTAL DOLLARS	Dept Req TOTAL FTE	Dept Req One-Time DOLLARS
Case Management				410,150				410,150		410,150
Total EE	0			410,150		0		410,150		410,150
Grand Total	0		0.0	410,150	0.0	0	0.0	410,150	0.0	410,150

Budget Object Class/Job Class	Gov Rec GR DOLLARS	Gov Rec GR	Gov Rec FTE	Gov Rec FED DOLLARS	Gov Rec FTE	Gov Rec OTHER DOLLARS	Gov Rec OTHER FTE	Gov Rec TOTAL DOLLARS	Gov Rec TOTAL FTE	Gov Rec One-Time DOLLARS
Case Management				0				0		0
Total EE	0			0		0		0		0
Grand Total	0		0.0	0	0.0	0	0.0	0	0.0	0

5. PERFORMANCE MEASURES (If new decision item has an associated core, separately identify projected performance with & without additional funding.)

5a.

Provide an effectiveness measure.

Program is in process of implementation. Measures will be developed.

5b.

Provide an efficiency measure.

Program is in process of implementation. Measures will be developed.

5c.

Provide the number of clients/individuals served, if applicable.

N/A

5d.

Provide a customer satisfaction measure, if available.

N/A

6. STRATEGIES TO ACHIEVE THE PERFORMANCE MEASUREMENT TARGETS:

N/A

SUPPLEMENTAL NEW DECISION ITEM

Department: Social Services					Budget Unit <u>90140C</u>				
Division: Family Support Division									
DI Name: Supplemental Nursing Care				DI# 2886007	Original FY 2014 House Bill Section, if applicable <u>11.120</u>				

1. AMOUNT OF REQUEST									
FY 2014 Supplemental Budget Request					FY 2014 Supplemental Governor's Recommendation				
	GR	Federal	Other	Total		GR	Federal	Other	Total
PS					PS				
EE					EE				
PSD	21,191	0	0	21,191	PSD	21,191	0	0	21,191
TRF					TRF				
Total	21,191	0	0	21,191	Total	21,191	0	0	21,191

FTE POSITIONS NUMBER OF MONTHS POSITIONS ARE NEEDED: _____	FTE POSITIONS NUMBER OF MONTHS POSITIONS ARE NEEDED: _____
---	---

Est. Fringe	0	0	0	0	0
<i>Note: Fringes budgeted in House Bill 5 except for certain fringes budgeted directly to MoDOT, Highway Patrol, and Conservation.</i>					

Other Funds:	Other Funds:
--------------	--------------

2. WHY IS THIS SUPPLEMENTAL FUNDING NEEDED? INCLUDE THE FEDERAL OR STATE STATUTORY OR CONSTITUTIONAL AUTHORIZATION FOR THIS PROGRAM.	
<p>Funding is requested due to fluctuation in caseloads in the Supplemental Nursing program for several years. In FY 2013, caseloads declined 2.4% from FY 2012. The FY 2014 budget was reduced based on the projected caseload decline; however, while caseloads are still declining, they are not falling at the same rate projected.</p> <p>State statute: RSMo. 208.016 & 208.030, Federal law: Section 1618 of the Social Security Act.</p>	

SUPPLEMENTAL NEW DECISION ITEM

Department: Social Services				Budget Unit <u>90140C</u>					
Division: Family Support Division									
DI Name: Supplemental Nursing Care		DI# 2886007		Original FY 2014 House Bill Section, if applicable <u>11.120</u>					

3. DESCRIBE THE DETAILED ASSUMPTIONS USED TO DERIVE THE SPECIFIC REQUESTED AMOUNT. (How did you determine that the requested number of FTE were appropriate? How many positions do the requested FTE equal and for how many months do you need the supplemental funding? From what source or standard did you derive the requested levels of funding? Were alternatives such as outsourcing or automation considered? If based on new legislation, does request tie to TAFP fiscal note? If not, explain why.)

Department Request:
Based on current actual/projected expenditures & personal needs allowance, it is anticipated that additional funding will be necessary to operate the Supplemental Nursing Care program for FY14.
Total FY14 Projected Expenditures: 24,930,575
FY14 Core 24,909,384
FY14 Supplemental Need: 21,191

Governor recommended as requested.

4. BREAK DOWN THE REQUEST BY BUDGET OBJECT CLASS, JOB CLASS, AND FUND SOURCE. IDENTIFY ONE-TIME COSTS.

Budget Object Class/Job Class	Dept Req GR DOLLARS	Dept Req GR FTE	Dept Req FED DOLLARS	Dept Req FED FTE	Dept Req OTHER DOLLARS	Dept Req OTHER FTE	Dept Req TOTAL DOLLARS	Dept Req TOTAL FTE	Dept Req One-Time DOLLARS
							0	0.0	0
							0	0.0	0
Total PS	0	0.0	0	0.0	0	0.0	0	0.0	0
							0		0
Total EE	0		0		0		0		0
Program Distributions	21,191						21,191		21,191
Total PSD	21,191		0		0		21,191		21,191
Transfers							0		0
Total TRF	0		0		0		0		0
Grand Total	21,191	0.0	0	0.0	0	0.0	21,191	0.0	21,191

SUPPLEMENTAL NEW DECISION ITEM

Department: Social Services				Budget Unit <u>90140C</u>					
Division: Family Support Division									
DI Name: Supplemental Nursing Care		DI# 2886007		Original FY 2014 House Bill Section, if applicable <u>11.120</u>					
Budget Object Class/Job Class	Gov Rec GR DOLLARS	Gov Rec GR FTE	Gov Rec FED DOLLARS	Gov Rec FED FTE	Gov Rec OTHER DOLLARS	Gov Rec OTHER FTE	Gov Rec TOTAL DOLLARS	Gov Rec TOTAL FTE	Gov Rec One-Time DOLLARS
							0	0.0	0
							0	0.0	0
Total PS	<u>0</u>	<u>0.0</u>	<u>0</u>	<u>0.0</u>	<u>0</u>	<u>0.0</u>	<u>0</u>	<u>0.0</u>	<u>0</u>
							0		0
							0		0
							0		0
							0		0
Total EE	<u>0</u>		<u>0</u>		<u>0</u>		<u>0</u>		<u>0</u>
Program Distributions	<u>21,191</u>		<u>0</u>		<u>0</u>		<u>21,191</u>		<u>21,191</u>
Total PSD	<u>21,191</u>		<u>0</u>		<u>0</u>		<u>21,191</u>		<u>21,191</u>
Transfers							0		0
Total TRF	<u>0</u>		<u>0</u>		<u>0</u>		<u>0</u>		<u>0</u>
Grand Total	<u>21,191</u>	<u>0.0</u>	<u>0</u>	<u>0.0</u>	<u>0</u>	<u>0.0</u>	<u>21,191</u>	<u>0.0</u>	<u>21,191</u>

SUPPLEMENTAL NEW DECISION ITEM

Department: Social Services		Budget Unit	90140C
Division: Family Support Division			
DI Name: Supplemental Nursing Care	DI# 2886007	Original FY 2014 House Bill Section, if applicable	11.120

5. PERFORMANCE MEASURES (If new decision item has an associated core, separately identify projected performance with & without additional funding.)

5a. Provide an effectiveness measure.

This appropriation affects programs in the Family Support Division. Effectiveness measures affecting healthy, safe and prosperous Missourians are incorporated in the appropriate core appropriations.

5b. Provide an efficiency measure.

This appropriation affects programs in the Family Support Division. Effectiveness measures affecting healthy, safe and prosperous Missourians are incorporated in the appropriate core appropriations.

5c. Provide the number of clients/individuals served, if applicable.

Average Monthly Caseloads

Year	Residential Care Facility (RCF I)		Assisted Living Facility (formally RCF II)		Skilled Nursing Intermediate Care	
	Projected	Actual	Projected	Actual	Projected	Actual
SFY 11	2,009	2,069	5,314	4,921	173	398
SFY 12	2,107	2,101	4,655	4,886	453	359
SFY 13	2,145	1,994	4,796	4,843	422	327
SFY 14	1,995		4,820		316	
SFY 15	1,995		4,820		316	
SFY 16	1,995		4,820		316	

5d. Provide a customer satisfaction measure, if available.

N/A

6. STRATEGIES TO ACHIEVE THE PERFORMANCE MEASUREMENT TARGETS:

N/A

DECISION ITEM DETAIL

Budget Unit	SUPPL DEPT	SUPPL DEPT	SUPPL GOV	SUPPL GOV	SUPPL GOV	SUPPL GOV	SUPPL	SUPPL
Decision Item	REQUEST	REQUEST	RECOMMENDED	RECOMMENDED	REL RESERVE	REL RESERVE	MONTHS FOR	POSITION
Budget Object Class	DOLLAR	FTE	DOLLAR	FTE	DOLLAR	FTE		
SUPPLEMENTAL NURSING CARE								
Supplemental Nursing Care - 2886007								
PROGRAM DISTRIBUTIONS	21,191	0.00	21,191	0.00	0	0.00	0	0.00
TOTAL - PD	21,191	0.00	21,191	0.00	0	0.00	0	0.00
GRAND TOTAL	\$21,191	0.00	\$21,191	0.00	\$0	0.00	\$0	0.00
GENERAL REVENUE	\$21,191	0.00	\$21,191	0.00	\$0	0.00		0.00
FEDERAL FUNDS	\$0	0.00	\$0	0.00	\$0	0.00		0.00
OTHER FUNDS	\$0	0.00	\$0	0.00	\$0	0.00		0.00

SUPPLEMENTAL NEW DECISION ITEM

Department: Social Services
 Division: Children's Division
 DI Name: Child Welfare Shortfall DI# 2886006

Budget Unit: 90185C, 90195C, 90215C, 90216C

Original FY 2014 House Bill Section, if applicable: 11.210, 11.220, 11.235

1. AMOUNT OF REQUEST

	FY 2014 Supplemental Budget Request			
	GR	Federal	Other	Total
PS				
EE				
PSD	4,010,704	1,558,467	0	5,569,171
TRF				
Total	4,010,704	1,558,467	0	5,569,171

FTE
 POSITIONS
 NUMBER OF MONTHS POSITIONS ARE NEEDED: _____

Est. Fringe	0	0	0	0
-------------	---	---	---	---

Note: Fringes budgeted in House Bill 5 except for certain fringes budgeted directly to MoDOT, Highway Patrol, and Conservation.

Other Funds:

	FY 2014 Supplemental Governor's Recommendation			
	GR	Federal	Other	Total
PS				
EE				
PSD	2,418,437	499,705	0	2,918,142
TRF				
Total	2,418,437	499,705	0	2,918,142

FTE
 POSITIONS
 NUMBER OF MONTHS POSITIONS ARE NEEDED: _____

Est. Fringe	0	0	0	0
-------------	---	---	---	---

Note: Fringes budgeted in House Bill 5 except for certain fringes budgeted directly to MoDOT, Highway Patrol, and Conservation.

Other Funds:

2. WHY IS THIS SUPPLEMENTAL FUNDING NEEDED? INCLUDE THE FEDERAL OR STATE STATUTORY OR CONSTITUTIONAL AUTHORIZATION FOR THIS PROGRAM.

This request continues funding for services for children in the care and custody of Children's Division. Shortfalls are projected in programs funding children's placement costs such as Foster Care, Case Management Contracts and Residential Treatment; and in programs funding services such as Children's Treatment Services and Case Management Contracts. Shortfalls are due to an increase in the number of children entering the care and custody of the Children's Division. The number of children has increased 4.9% from an average of 10,727 in FY 12 to an average 11,257 in FY 13.

State Statute RSMo 211.031; 453.315. 42 USC Sections 670 and 5101.

SUPPLEMENTAL NEW DECISION ITEM

Department: Social Services		Budget Unit: 90185C, 90195C, 90215C, 90216C	
Division: Children's Division			
DI Name: Child Welfare Shortfall	DI# 2886006	Original FY 2014 House Bill Section, if applicable: 11.210, 11.220, 11.235	

3. DESCRIBE THE DETAILED ASSUMPTIONS USED TO DERIVE THE SPECIFIC REQUESTED AMOUNT. (How did you determine that the requested number of FTE were appropriate? How many positions do the requested FTE equal and for how many months do you need the supplemental funding? From what source or standard did you derive the requested levels of funding? Were alternatives such as outsourcing or automation considered? If based on new legislation, does request tie to TAFP fiscal note? If not, explain why.)

There is an anticipated shortfall totaling \$6.9 million for child welfare service for children in state custody due to caseload growth. Caseloads are increasing by 4.9%, equating to 568 children.

	GR	FF	Other	Total
Total Need	4,010,704	2,958,612	0	6,969,316
Reserve Release		(1,400,145)		(1,400,145)
Requested Amount	4,010,704	1,558,467	0	5,569,171
Foster Care	1,983,863	1,378,617	0	3,362,480
Case Management	180,119	60,040	0	240,159
Children's Treatment	132,730	0	0	132,730
Residential Treatment	1,713,992	119,810	0	1,833,802

The Governor has recommended as follows:

	GR	FF	Other	Total
Total Need	3,221,152	1,899,850	0	5,121,002
Reserve Release	(802,715)	(1,400,145)		(2,202,860)
Requested Amount	2,418,437	499,705	0	2,918,142
Foster Care	1,843,442	438,711	0	2,282,153
Case Management	182,984	60,994	0	243,978
Children's Treatment	392,011	0	0	392,011

SUPPLEMENTAL NEW DECISION ITEM

Department: Social Services			Budget Unit: 90185C, 90195C, 90215C, 90216C						
Division: Children's Division									
DI Name: Child Welfare Shortfall		DI# 2886006	Original FY 2014 House Bill Section, if applicable: 11.210, 11.220, 11.235						
4. BREAK DOWN THE REQUEST BY BUDGET OBJECT CLASS, JOB CLASS, AND FUND SOURCE. IDENTIFY ONE-TIME COSTS.									
	Dept Req GR	Dept Req GR	Dept Req FED	Dept Req FED	Dept Req OTHER	Dept Req OTHER	Dept Req TOTAL	Dept Req TOTAL	Dept Req One-Time
Budget Object Class/Job Class	DOLLARS	FTE	DOLLARS	FTE	DOLLARS	FTE	DOLLARS	FTE	DOLLARS
Total PS	0	0.0	0	0.0	0	0.0	0	0.0	0
Total EE	0		0		0		0		0
Program Distributions	4,010,704		1,558,467		0		5,569,171		5,569,171
Total PSD	4,010,704		1,558,467		0		5,569,171		5,569,171
Transfers							0		0
Total TRF	0		0		0		0		0
Grand Total	4,010,704	0.0	1,558,467	0.0	0	0.0	5,569,171	0.0	5,569,171
	Gov Rec GR	Gov Rec GR	Gov Rec FED	Gov Rec FED	Gov Rec OTHER	Gov Rec OTHER	Gov Rec TOTAL	Gov Rec TOTAL	Gov Rec One-Time
Budget Object Class/Job Class	DOLLARS	FTE	DOLLARS	FTE	DOLLARS	FTE	DOLLARS	FTE	DOLLARS
Total PS	0	0.0	0	0.0	0	0.0	0	0.0	0
Total EE	0		0		0		0		0
Program Distributions	2,418,437		499,705		0		2,918,142		2,918,142
Total PSD	2,418,437		499,705		0		2,918,142		2,918,142
Transfers							0		0
Total TRF	0		0		0		0		0
Grand Total	2,418,437	0.0	499,705	0.0	0	0.0	2,918,142	0.0	2,918,142

SUPPLEMENTAL NEW DECISION ITEM

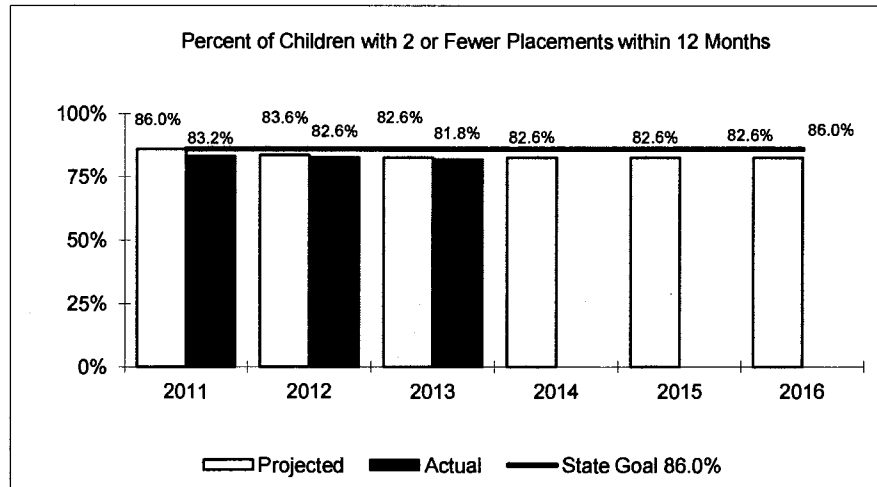
Department: Social Services
Division: Children's Division
DI Name: Child Welfare Shortfall DI# 2886006

Budget Unit: 90185C, 90195C, 90215C, 90216C

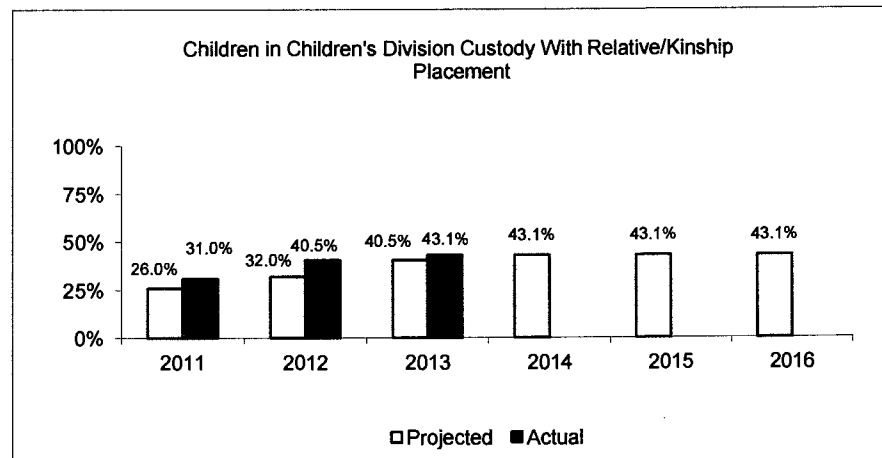
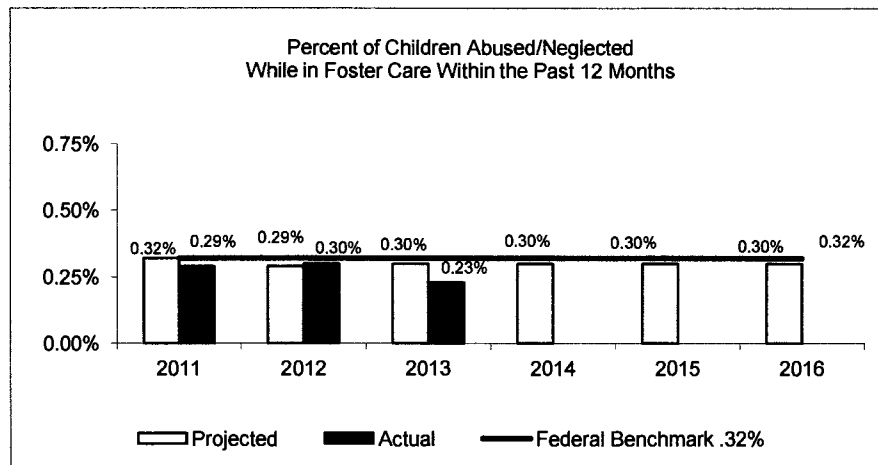
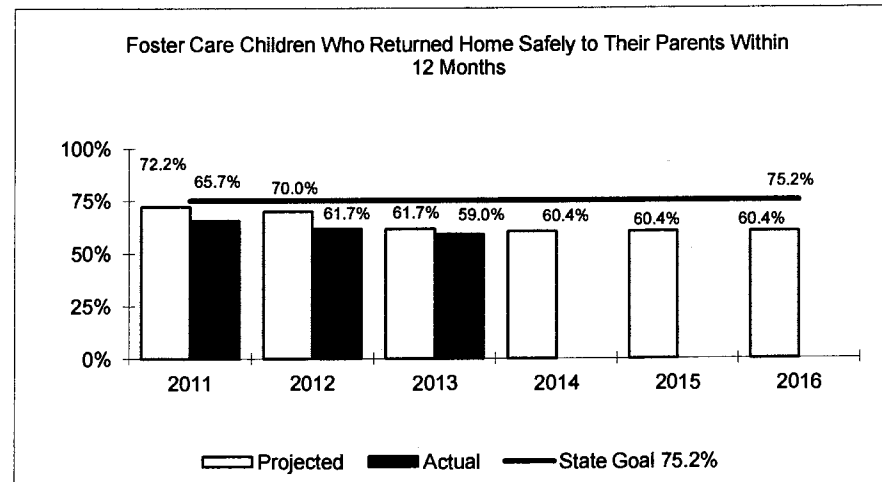
Original FY 2014 House Bill Section, if applicable: 11.210, 11.220, 11.235

5. PERFORMANCE MEASURES (If new decision item has an associated core, separately identify projected performance with & without additional funding.)

5a. Provide an effectiveness measure.



5b. Provide an efficiency measure.



SUPPLEMENTAL NEW DECISION ITEM

Department: Social Services
 Division: Children's Division
 DI Name: Child Welfare Shortfall DI# 2886006

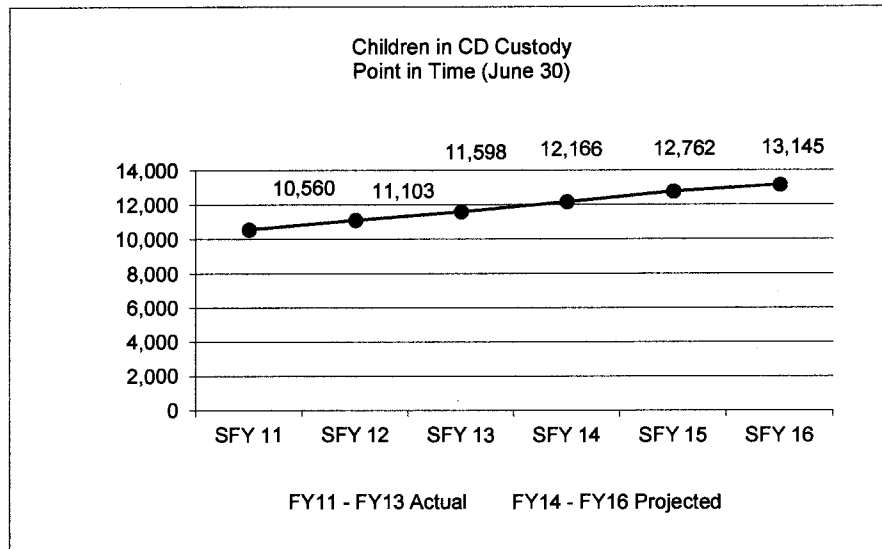
Budget Unit: 90185C, 90195C, 90215C, 90216C

Original FY 2014 House Bill Section, if applicable: 11.210, 11.220, 11.235

5c. Provide the number of clients/individuals served, if applicable.

5d. Provide a customer satisfaction measure, if available.

N/A



6. STRATEGIES TO ACHIEVE THE PERFORMANCE MEASUREMENT TARGETS:

N/A

DECISION ITEM DETAIL

Budget Unit	SUPPL DEPT	SUPPL DEPT	SUPPL GOV	SUPPL GOV	SUPPL GOV	SUPPL GOV	SUPPL	SUPPL
Decision Item	REQUEST	REQUEST	RECOMMENDED	RECOMMENDED	REL RESERVE	REL RESERVE	MONTHS FOR	POSITION
Budget Object Class	DOLLAR	FTE	DOLLAR	FTE	DOLLAR	FTE		
CHILDREN'S TREATMENT SERVICES								
Child Welfare Shortfall - 2886006								
PROGRAM DISTRIBUTIONS	132,730	0.00	392,011	0.00	292,015	0.00	0	0.00
TOTAL - PD	132,730	0.00	392,011	0.00	292,015	0.00	0	0.00
GRAND TOTAL	\$132,730	0.00	\$392,011	0.00	\$292,015	0.00	\$0	0.00
GENERAL REVENUE	\$132,730	0.00	\$392,011	0.00	\$292,015	0.00		0.00
FEDERAL FUNDS	\$0	0.00	\$0	0.00	\$0	0.00		0.00
OTHER FUNDS	\$0	0.00	\$0	0.00	\$0	0.00		0.00

DECISION ITEM DETAIL

Budget Unit	SUPPL DEPT	SUPPL DEPT	SUPPL GOV	SUPPL GOV	SUPPL GOV	SUPPL GOV	SUPPL	SUPPL
Decision Item	REQUEST	REQUEST	RECOMMENDED	RECOMMENDED	REL RESERVE	REL RESERVE	MONTHS FOR	POSITION
Budget Object Class	DOLLAR	FTE	DOLLAR	FTE	DOLLAR	FTE		
FOSTER CARE								
Child Welfare Shortfall - 2886006								
PROGRAM DISTRIBUTIONS	3,362,480	0.00	2,282,153	0.00	0	0.00	0	0.00
TOTAL - PD	3,362,480	0.00	2,282,153	0.00	0	0.00	0	0.00
GRAND TOTAL	\$3,362,480	0.00	\$2,282,153	0.00	\$0	0.00	\$0	0.00
GENERAL REVENUE	\$1,983,863	0.00	\$1,843,442	0.00	\$0	0.00		0.00
FEDERAL FUNDS	\$1,378,617	0.00	\$438,711	0.00	\$0	0.00		0.00
OTHER FUNDS	\$0	0.00	\$0	0.00	\$0	0.00		0.00

DECISION ITEM DETAIL

Budget Unit	SUPPL DEPT	SUPPL DEPT	SUPPL GOV	SUPPL GOV	SUPPL GOV	SUPPL GOV	SUPPL	SUPPL
Decision Item	REQUEST	REQUEST	RECOMMENDED	RECOMMENDED	REL RESERVE	REL RESERVE	MONTHS FOR	POSITION
Budget Object Class	DOLLAR	FTE	DOLLAR	FTE	DOLLAR	FTE		
RESIDENTIAL TREATMENT SERVICE								
Child Welfare Shortfall - 2886006								
PROGRAM DISTRIBUTIONS	1,833,802	0.00	0	0.00	0	0.00	0	0.00
TOTAL - PD	1,833,802	0.00	0	0.00	0	0.00	0	0.00
GRAND TOTAL	\$1,833,802	0.00	\$0	0.00	\$0	0.00	\$0	0.00
GENERAL REVENUE	\$1,713,992	0.00	\$0	0.00	\$0	0.00		0.00
FEDERAL FUNDS	\$119,810	0.00	\$0	0.00	\$0	0.00		0.00
OTHER FUNDS	\$0	0.00	\$0	0.00	\$0	0.00		0.00

DECISION ITEM DETAIL

Budget Unit	SUPPL DEPT	SUPPL DEPT	SUPPL GOV	SUPPL GOV	SUPPL GOV	SUPPL GOV	SUPPL	SUPPL
Decision Item	REQUEST	REQUEST	RECOMMENDED	RECOMMENDED	REL RESERVE	REL RESERVE	MONTHS FOR	POSITION
Budget Object Class	DOLLAR	FTE	DOLLAR	FTE	DOLLAR	FTE		
FOSTER CARE CASE MGMT CONTRACTS								
Child Welfare Shortfall - 2886006								
PROGRAM DISTRIBUTIONS	240,159	0.00	243,978	0.00	510,700	0.00	0	0.00
TOTAL - PD	240,159	0.00	243,978	0.00	510,700	0.00	0	0.00
GRAND TOTAL	\$240,159	0.00	\$243,978	0.00	\$510,700	0.00	\$0	0.00
GENERAL REVENUE	\$180,119	0.00	\$182,984	0.00	\$510,700	0.00		0.00
FEDERAL FUNDS	\$60,040	0.00	\$60,994	0.00	\$0	0.00		0.00
OTHER FUNDS	\$0	0.00	\$0	0.00	\$0	0.00		0.00

SUPPLEMENTAL NEW DECISION ITEM

Department: Social Services
Division: Children's Division
DI Name: Adoption Guardianship Increase **DI#** 2886005

Budget Unit: 90200C
Original FY 2014 House Bill Section, if applicable 11.240

1. AMOUNT OF REQUEST

	FY 2014 Supplemental Budget Request			
	GR	Federal	Other	Total
PS				
EE				
PSD	151,124	0	0	151,124
TRF				
Total	151,124	0	0	151,124

FTE
 POSITIONS
 NUMBER OF MONTHS POSITIONS ARE NEEDED: _____

Est. Fringe	0	0	0	0
<i>Note: Fringes budgeted in House Bill 5 except for certain fringes budgeted directly to MoDOT, Highway Patrol, and Conservation.</i>				

Other Funds:

	FY 2014 Supplemental Governor's Recommendation			
	GR	Federal	Other	Total
PS				
EE				
PSD				
TRF				
Total	0	0	0	0

FTE
 POSITIONS
 NUMBER OF MONTHS POSITIONS ARE NEEDED: _____

Est. Fringe	0	0	0	0
<i>Note: Fringes budgeted in House Bill 5 except for certain fringes budgeted directly to MoDOT, Highway Patrol, and Conservation.</i>				

Other Funds:

2. WHY IS THIS SUPPLEMENTAL FUNDING NEEDED? INCLUDE THE FEDERAL OR STATE STATUTORY OR CONSTITUTIONAL AUTHORIZATION FOR THIS PROGRAM.

Senate Bill 47 (2013) expanded the definition of who can receive guardianship subsidies. "Relative" is now defined to include any person related to the child by blood or affinity. It also allows for "close non-related persons whose life is so intermingled with the child such that the relationship is similar to a family relationship." Title IV-E funds are available for adoption assistance only when the child is placed with an adult relative using the federal definition of relative.

The new definition will move children from foster care into guardianship using the new definition of guardian, but decrease federal funding available for the care of the children.

State statute: RSMo 453.005-453.170; 42 USC Sections 670 and 5101

SUPPLEMENTAL NEW DECISION ITEM

Department: Social Services Division: Children's Division DI Name: Adoption Guardianship Increase DI# 2886005	Budget Unit: 90200C Original FY 2014 House Bill Section, if applicable 11.240
3. DESCRIBE THE DETAILED ASSUMPTIONS USED TO DERIVE THE SPECIFIC REQUESTED AMOUNT. (How did you determine that the requested number of FTE were appropriate? How many positions do the requested FTE equal and for how many months do you need the supplemental funding? From what source or standard did you derive the requested levels of funding? Were alternatives such as outsourcing or automation considered? If based on new legislation, does request tie to TAFP fiscal note? If not, explain why.)	
<p>As stated in the fiscal note, there are several assumptions in calculating the cost:</p> <ol style="list-style-type: none"> 1. The number of guardianships will double with the expanded eligibility of who can be a guardian. 2. 25% of the expansion will be under the new definition of relative. 3. 75% of the expansion will be under the definition of close non-related persons. 4. Children who are placed in guardianship would otherwise be in foster care. 5. Calculations are based on 10 months of need. <p>This will result in an overall cost savings of \$613,173, however with different claiming rules for the federal definition of relative and the state statute, the net result is an increased need for GR of \$151,124, and a reduction in federal funding of \$764,297.</p> <p>The Governor did not recommend funding for this decision item.</p>	

SUPPLEMENTAL NEW DECISION ITEM

Department: Social Services		Budget Unit: 90200C	
Division: Children's Division			
DI Name: Adoption Guardianship Increase	DI# 2886005	Original FY 2014 House Bill Section, if applicable 11.240	

4. BREAK DOWN THE REQUEST BY BUDGET OBJECT CLASS, JOB CLASS, AND FUND SOURCE. IDENTIFY ONE-TIME COSTS.

Budget Object Class/Job Class	Dept Req GR DOLLARS	Dept Req GR FTE	Dept Req FED DOLLAR S	Dept Req FED FTE	Dept Req OTHER DOLLARS	Dept Req OTHER FTE	Dept Req TOTAL DOLLARS	Dept Req TOTAL FTE	Dept Req One- Time DOLLAR S
Total PS	0	0.0	0	0.0	0	0.0	0	0.0	0
Total EE	0		0		0		0		0
Program Distributions	151,124						151,124		151,124
Total PSD	151,124		0		0		151,124		151,124
Transfers							0		0
Total TRF	0		0		0		0		0
Grand Total	151,124	0.0	0	0.0	0	0.0	151,124	0.0	151,124

Budget Object Class/Job Class	Gov Rec GR DOLLARS	Gov Rec GR FTE	Gov Rec FED DOLLAR S	Gov Rec FED FTE	Gov Rec OTHER DOLLARS	Gov Rec OTHER FTE	Gov Rec TOTAL DOLLARS	Gov Rec TOTAL FTE	Gov Rec One- Time DOLLAR S
Total PS	0	0.0	0	0.0	0	0.0	0	0.0	0
Total EE	0		0		0		0		0
Program Distributions							0		0
Total PSD	0		0		0		0		0
Transfers							0		0
Total TRF	0		0		0		0		0
Grand Total	0	0.0	0	0.0	0	0.0	0	0.0	0

SUPPLEMENTAL NEW DECISION ITEM

Department: Social Services

Budget Unit: 90200C

Division: Children's Division

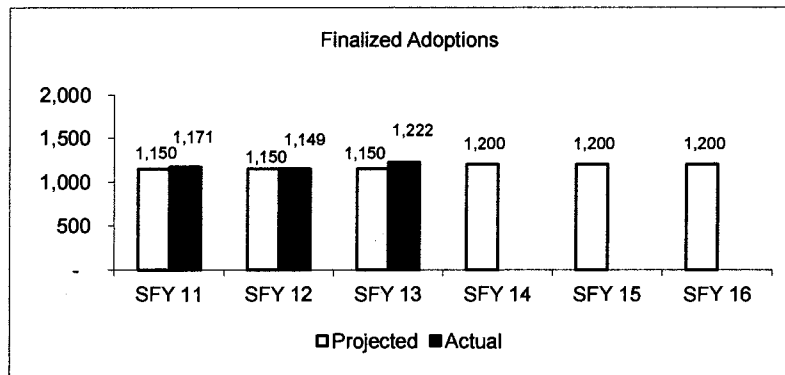
DI Name: Adoption Guardianship Increase

DI# 2886005

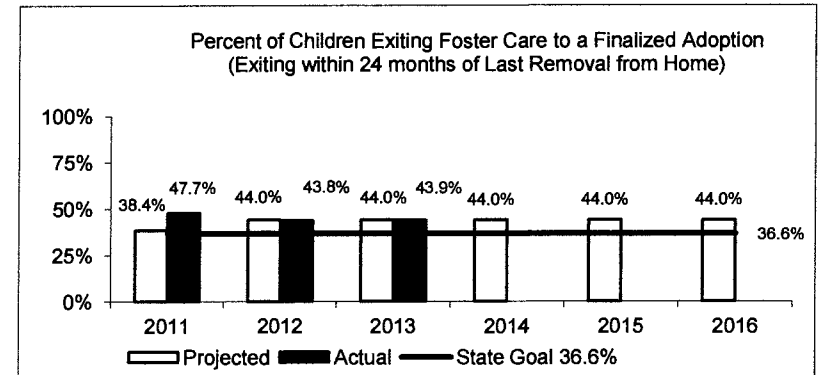
Original FY 2014 House Bill Section, if applicable 11.240

5. PERFORMANCE MEASURES (If new decision item has an associated core, separately identify projected performance with & without additional funding.)

5a. Provide an effectiveness measure.



5b. Provide an efficiency measure.



5c. Provide the number of clients/individuals served, if applicable.

Children in Placement as of June 30

Year	Projected Adoption Placements	Number of Children Receiving Adoption Subsidy as of June 30	Projected Guardianship Placements	Number of Children Receiving Guardianship Subsidy as of June 30
SFY 11	12,838	13,383	3,237	3,388
SFY 12	13,190	13,548	3,341	3,469
SFY 13	15,450	13,571	3,600	3,678
SFY 14	13,575		3,715	
SFY 15	13,575		3,715	
SFY 16	13,575		3,715	

5d. Provide a customer satisfaction measure, if available.

N/A

6. STRATEGIES TO ACHIEVE THE PERFORMANCE MEASUREMENT TARGETS:

N/A

SUPPLEMENTAL NEW DECISION ITEM

Department: Social Services					Budget Unit: 90541C, 90544C, 90547C				
Division: MO HealthNet									
DI Name: MO HealthNet Programs				DI#2886003	Original FY 2014 House Bill Section, if applicable 11.440, 11.460, 11.470 11.475, 11.555				
1. AMOUNT OF REQUEST									
	FY 2014 Supplemental Budget Request					FY 2014 Supplemental Governor's Recommendation			
	GR	Federal	Other	Total		GR	Federal	Other	Total
PS					PS				
EE					EE				
PSD	23,064,941	0	0	23,064,941	PSD	8,838,527	0	3,800,000	12,638,527
TRF					TRF				
Total	23,064,941	0	0	23,064,941	Total	8,838,527	0	3,800,000	12,638,527
FTE POSITIONS					FTE POSITIONS				
NUMBER OF MONTHS POSITIONS ARE NEEDED: _____					NUMBER OF MONTHS POSITIONS ARE NEEDED: _____				
Est. Fringe	0	0	0	0	Est. Fringe	0	0	0	0
<i>Note: Fringes budgeted in House Bill 5 except for certain fringes budgeted directly to MoDOT, Highway Patrol, and Conservation.</i>					<i>Note: Fringes budgeted in House Bill 5 except for certain fringes budgeted directly to MoDOT, Highway Patrol, and Conservation.</i>				
Other Funds:					Other Funds: Uncompensated Care Fund (0108)				
2. WHY IS THIS SUPPLEMENTAL FUNDING NEEDED? INCLUDE THE FEDERAL OR STATE STATUTORY OR CONSTITUTIONAL AUTHORIZATION FOR THIS PROGRAM.									
Based on actual MO HealthNet program expenditures through November 2013, it is anticipated that additional funding will be necessary to operate current MO HealthNet programs for fiscal year 2014. Estimated shortfalls totaling \$12.6 million state share include Pharmacy, Physician Related Services, Premiums, PACE, CHIP and Blind Medical.									

3. DESCRIBE THE DETAILED ASSUMPTIONS USED TO DERIVE THE SPECIFIC REQUESTED AMOUNT. (How did you determine that the requested number of FTE were appropriate? How many positions do the requested FTE equal and for how many months do you need the supplemental funding? From what source or standard did you derive the requested levels of funding? Were alternatives such as outsourcing or automation considered? If based on new legislation, does request tie to TAFP fiscal note? If not, explain why.)

Based on actual expenditures through August 2013, additional funding is needed as follows:

Estimated Shortfalls	GR/Other	Federal	Total
Pharmacy	\$26,840,411	\$0	\$26,840,411
Physician	\$4,896,953	\$0	\$4,896,953
Premiums	\$6,943,220	\$11,077,625	\$18,020,845
Home Health	\$155,671	\$246,221	\$401,892
PACE	\$190,250	\$308,826	\$499,076
Women's Health	\$126,860		\$126,860
Blind Medical	\$6,446,982		\$6,446,982
	<u>\$45,600,347</u>	<u>\$11,632,672</u>	<u>\$57,233,019</u>
Less Available Managed Care Lapse	\$10,944,810	\$21,454,202	\$32,399,012
Less Supplemental Pool	\$11,590,596	\$24,107,486	\$35,698,082
	<u>\$22,535,406</u>	<u>\$45,561,688</u>	<u>\$68,097,094</u>
Supplemental Need	\$23,064,941	\$0	\$23,064,941

The Governor has recommended additional funding based on actual expenditures through November 2013:

Estimated Shortfalls	GR/Other	Federal	Total	
Pharmacy	\$20,581,962	\$0	\$20,581,962	Pharmacy Tax appropriation higher than estimated revenues from tax; PMPM higher than projected
Physician	\$3,107,010	\$0	\$3,107,010	FY13 core cuts based on projected lapse; Actual lapse was lower than projected
Premiums	\$4,985,398	\$7,946,220	\$12,931,618	Increase in number of dual eligibles (Medicare/Medicaid) participating in Part B Buy-In
PACE	\$70,746	\$245,878	\$316,624	
CHIP	\$1,194,198	\$0	\$1,194,198	
Blind Medical	\$4,580,479	\$0	\$4,580,479	Core funding reduced in FY14; No premium collections to support appropriation from Blind Pension Premium Fund
	<u>\$34,519,793</u>	<u>\$8,192,098</u>	<u>\$42,711,891</u>	
Less Available Managed Care Lapse	\$10,467,917	\$21,038,834	\$31,506,751	
Less Supplemental Pool	\$11,413,349	\$24,107,486	\$35,520,835	
	<u>\$21,881,266</u>	<u>\$45,146,320</u>	<u>\$67,027,586</u>	
Supplemental Need	\$12,638,527	\$0	\$12,638,527	

Supplemental Pool - Other Funds include:

Third Party Liability (TPL)	\$7,571,156
NF FRA	\$181,500
Premium Fund	\$3,837,940

4. BREAK DOWN THE REQUEST BY BUDGET OBJECT CLASS, JOB CLASS, AND FUND SOURCE. IDENTIFY ONE-TIME COSTS.

Budget Object Class/Job Class	Dept Req DOLLARS	GR	Dept Req GR	Dept Req FTE	Dept Req FED DOLLARS	Dept Req FED FTE	Dept Req OTHER DOLLARS	Dept Req OTHER FTE	Dept Req TOTAL DOLLARS	Dept Req TOTAL FTE	Dept Req One-Time DOLLARS
									0	0.0	0
									0	0.0	0
Total PS	0			0.0	0	0.0	0	0.0	0	0.0	0
									0		0
Total EE	0				0		0		0		0
Program Distributions	23,064,941								23,064,941		23,064,941
Total PSD	23,064,941				0		0		23,064,941		23,064,941
Transfers									0		0
Total TRF	0				0		0		0		0
Grand Total	23,064,941			0.0	0	0.0	0	0.0	23,064,941	0.0	23,064,941
Budget Object Class/Job Class	Gov Rec DOLLARS	GR	Gov Rec GR	Gov Rec FTE	Gov Rec FED DOLLARS	Gov Rec FED FTE	Gov Rec OTHER DOLLARS	Gov Rec OTHER FTE	Gov Rec TOTAL DOLLARS	Gov Rec TOTAL FTE	Gov Rec One-Time DOLLARS
									0	0.0	0
									0	0.0	0
Total PS	0			0.0	0	0.0	0	0.0	0	0.0	0
									0		0
Total EE	0				0		0		0		0
Program Distributions	8,838,527						3,800,000		12,638,527		12,638,527
Total PSD	8,838,527				0		3,800,000		12,638,527		12,638,527
Transfers									0		0
Total TRF	0				0		0		0		0
Grand Total	8,838,527			0.0	0	0.0	3,800,000	0.0	12,638,527	0.0	12,638,527

5. PERFORMANCE MEASURES (If new decision item has an associated core, separately identify projected performance with & without additional funding.)

5a. Provide an effectiveness measure.

Since this decision item is a combined funding request for the continued funding of several programs, measures are incorporated in the individual program descriptions.

5b. Provide an efficiency measure.

Since this decision item is a combined funding request for the continued funding of several programs, measures are incorporated in the individual program descriptions.

5c. Provide the number of clients/individuals served, if

Since this decision item is a combined funding request for the continued funding of several programs, measures are incorporated in the individual program descriptions.

5d. Provide a customer satisfaction measure, if available.

Since this decision item is a combined funding request for the continued funding of several programs, measures are incorporated in the individual program descriptions.

6. STRATEGIES TO ACHIEVE THE PERFORMANCE MEASUREMENT TARGETS:

N/A

DECISION ITEM DETAIL

Budget Unit	SUPPL DEPT	SUPPL DEPT	SUPPL GOV	SUPPL GOV	SUPPL GOV	SUPPL GOV	SUPPL	SUPPL
Decision Item	REQUEST	REQUEST	RECOMMENDED	RECOMMENDED	REL RESERVE	REL RESERVE	MONTHS FOR	POSITION
Budget Object Class	DOLLAR	FTE	DOLLAR	FTE	DOLLAR	FTE		
MO HLTHNET SUPP POOL								
MO HealthNet Programs - 2886003								
PROGRAM DISTRIBUTIONS	23,064,941	0.00	12,638,527	0.00	0	0.00	0	0.00
TOTAL - PD	23,064,941	0.00	12,638,527	0.00	0	0.00	0	0.00
GRAND TOTAL	\$23,064,941	0.00	\$12,638,527	0.00	\$0	0.00	\$0	0.00
GENERAL REVENUE	\$23,064,941	0.00	\$8,838,527	0.00	\$0	0.00		0.00
FEDERAL FUNDS	\$0	0.00	\$0	0.00	\$0	0.00		0.00
OTHER FUNDS	\$0	0.00	\$3,800,000	0.00	\$0	0.00		0.00

SUPPLEMENTAL NEW DECISION ITEM

Department: Social Services					Budget Unit: 90541C, 90538C, 90544C,90551C,90552C,90558C																																																																										
Division: MO HealthNet																																																																															
DI Name: GR Pick Up for Tobacco Settlement Funds				DI# 2886004	Original FY 2014 House Bill Section, if applicable: Various																																																																										
1. AMOUNT OF REQUEST																																																																															
<table border="1" style="width:100%; border-collapse: collapse;"> <tr> <th></th> <th align="center" colspan="4">FY 2014 Supplemental Budget Request</th> </tr> <tr> <th></th> <th align="center">GR</th> <th align="center">Federal</th> <th align="center">Other</th> <th align="center">Total</th> </tr> <tr> <td>PS</td> <td></td> <td></td> <td></td> <td></td> </tr> <tr> <td>EE</td> <td></td> <td></td> <td></td> <td></td> </tr> <tr> <td>PSD</td> <td></td> <td></td> <td></td> <td></td> </tr> <tr> <td>TRF</td> <td></td> <td></td> <td></td> <td></td> </tr> <tr> <td>Total</td> <td></td> <td></td> <td></td> <td></td> </tr> </table>						FY 2014 Supplemental Budget Request					GR	Federal	Other	Total	PS					EE					PSD					TRF					Total					<table border="1" style="width:100%; border-collapse: collapse;"> <tr> <th></th> <th align="center" colspan="4">FY 2014 Supplemental Governor's Recommendation</th> </tr> <tr> <th></th> <th align="center">GR</th> <th align="center">Federal</th> <th align="center">Other</th> <th align="center">Total</th> </tr> <tr> <td>PS</td> <td></td> <td></td> <td></td> <td></td> </tr> <tr> <td>EE</td> <td></td> <td></td> <td></td> <td></td> </tr> <tr> <td>PSD</td> <td align="right">69,194,922</td> <td></td> <td></td> <td align="right">69,194,922</td> </tr> <tr> <td>TRF</td> <td></td> <td></td> <td></td> <td></td> </tr> <tr> <td>Total</td> <td align="right">69,194,922</td> <td></td> <td></td> <td align="right">69,194,922</td> </tr> </table>						FY 2014 Supplemental Governor's Recommendation					GR	Federal	Other	Total	PS					EE					PSD	69,194,922			69,194,922	TRF					Total	69,194,922			69,194,922
	FY 2014 Supplemental Budget Request																																																																														
	GR	Federal	Other	Total																																																																											
PS																																																																															
EE																																																																															
PSD																																																																															
TRF																																																																															
Total																																																																															
	FY 2014 Supplemental Governor's Recommendation																																																																														
	GR	Federal	Other	Total																																																																											
PS																																																																															
EE																																																																															
PSD	69,194,922			69,194,922																																																																											
TRF																																																																															
Total	69,194,922			69,194,922																																																																											
FTE POSITIONS NUMBER OF MONTHS POSITIONS ARE NEEDED: _____					FTE POSITIONS NUMBER OF MONTHS POSITIONS ARE NEEDED: 0																																																																										
Est. Fringe	0	0	0	0	Est. Fringe	0	0	0	0																																																																						
<i>Note: Fringes budgeted in House Bill 5 except for certain fringes budgeted directly to MoDOT, Highway Patrol, and Conservation.</i>					<i>Note: Fringes budgeted in House Bill 5 except for certain fringes budgeted directly to MoDOT, Highway Patrol, and Conservation.</i>																																																																										
Other Funds:					Other Funds:																																																																										
2. WHY IS THIS SUPPLEMENTAL FUNDING NEEDED? INCLUDE THE FEDERAL OR STATE STATUTORY OR CONSTITUTIONAL AUTHORIZATION FOR THIS PROGRAM.																																																																															
<p>In 1998, Missouri was one of 46 states that reached an agreement with the four largest U.S. tobacco companies to settle various lawsuits against the tobacco industry. The agreement, known as the Tobacco Master Settlement Agreement (MSA), required the participating tobacco companies to pay approximately \$200 billion to states over the next 25 years to help cover healthcare costs associated with smoking. Recently, several issues have arisen regarding the MSA that have the potential to impact states. First, an arbitration ruling in September 2013 regarding the enforcement of tobacco laws will result in more tobacco funds for nine states, and reduced funds for six states. Secondly, concerns have been raised that future tobacco settlement payments could be lessened if tobacco consumption continues to fall. Missouri is one of the six states receiving reduced funds. It is anticipated Missouri will receive a reduction of \$69 million from the projected \$130 million Tobacco MSA in FY 2014. General Revenue is requested to replace the \$69 million shortfall.</p>																																																																															

3. DESCRIBE THE DETAILED ASSUMPTIONS USED TO DERIVE THE SPECIFIC REQUESTED AMOUNT. (How did you determine that the requested number of FTE were appropriate? How many positions do the requested FTE equal and for how many months do you need the supplemental funding? From what source or standard did you derive the requested levels of funding? Were alternatives such as outsourcing or automation considered? If based on new legislation, does request tie to TAFP fiscal note? If not, explain why.)

Missouri is one of the six states receiving reduced funds and it is anticipated Missouri will receive a reduction of \$70 million from the projected \$130 million Tobacco MSA in FY 2014. General Revenue is requested to replace the \$70 million shortfall.

	Life Science Research Trust Fund	Health Family Trust Fund	GR Pick Up Amount
Section			
Pharmacy	\$16,757,214	\$1,041,034	\$17,798,248
Physician		\$6,041,034	\$6,041,034
Dental		\$495,098	\$495,098
Rehab		\$495,098	\$495,098
Managed Care		\$4,000,000	\$4,000,000
Hospital		\$10,000,000	\$10,000,000
DSS Safety Net		\$30,365,444	\$30,365,444
Supplemental Need	\$16,757,214	\$52,437,708	\$69,194,922

4. BREAK DOWN THE REQUEST BY BUDGET OBJECT CLASS, JOB CLASS, AND FUND SOURCE. IDENTIFY ONE-TIME COSTS.

Budget Object Class/Job Class	Dept Req GR DOLLARS	Dept Req GR FTE	Dept Req FED DOLLARS	Dept Req FED FTE	Dept Req OTHER DOLLARS	Dept Req OTHER FTE	Dept Req TOTAL DOLLARS	Dept Req TOTAL FTE	Dept Req One-Time DOLLARS
Total PS	0	0.0	0	0.0	0	0.0	0	0.0	0
Total EE	0		0		0		0		0
Program Distributions							0		0
Total PSD	0		0		0		0		0
Transfers							0		0
Total TRF	0		0		0		0		0
Grand Total	0	0.0	0	0.0	0	0.0	0	0.0	0

Budget Object Class/Job Class	Gov Rec GR DOLLARS	Gov Rec GR FTE	Gov Rec FED DOLLARS	Gov Rec FED FTE	Gov Rec OTHER DOLLARS	Gov Rec OTHER FTE	Gov Rec TOTAL DOLLARS	Gov Rec TOTAL FTE	Gov Rec One-Time DOLLARS
							0	0.0	0
							0	0.0	0
Total PS	0	0.0	0	0.0	0	0.0	0	0.0	0
							0		0
							0		0
							0		0
							0		0
Total EE	0		0		0		0		0
Program Distributions	69,194,922						69,194,922		69,194,922
Total PSD	69,194,922		0		0		69,194,922		69,194,922
Transfers							0		0
Total TRF	0		0		0		0		0
Grand Total	69,194,922	0.0	0	0.0	0	0.0	69,194,922	0.0	69,194,922

5. PERFORMANCE MEASURES (If new decision item has an associated core, separately identify projected performance with & without additional funding.)

5a. Provide an effectiveness measure.

Since this decision item is a combined funding request for the continued funding of several programs, measures are incorporated in the individual program descriptions.

5b.

Provide an efficiency measure.

Since this decision item is a combined funding request for the continued funding of several programs, measures are incorporated in the individual program descriptions.

5c. Provide the number of clients/individuals

Since this decision item is a combined funding request for the continued funding of several programs, measures are incorporated in the individual program descriptions.

5d.

Provide a customer satisfaction measure, if available.

Since this decision item is a combined funding request for the continued funding of several programs, measures are incorporated in the individual program descriptions.

6. STRATEGIES TO ACHIEVE THE PERFORMANCE MEASUREMENT TARGETS:

N/A

DECISION ITEM DETAIL

Budget Unit	SUPPL DEPT	SUPPL DEPT	SUPPL GOV	SUPPL GOV	SUPPL GOV	SUPPL GOV	SUPPL	SUPPL
Decision Item	REQUEST	REQUEST	RECOMMENDED	RECOMMENDED	REL RESERVE	REL RESERVE	MONTHS FOR	POSITION
Budget Object Class	DOLLAR	FTE	DOLLAR	FTE	DOLLAR	FTE		
PHARMACY								
Tobacco Settlement Shortfall - 2886004								
PROGRAM DISTRIBUTIONS	0	0.00	17,798,248	0.00	0	0.00	0	0.00
TOTAL - PD	0	0.00	17,798,248	0.00	0	0.00	0	0.00
GRAND TOTAL	\$0	0.00	\$17,798,248	0.00	\$0	0.00	\$0	0.00
GENERAL REVENUE	\$0	0.00	\$17,798,248	0.00	\$0	0.00		0.00
FEDERAL FUNDS	\$0	0.00	\$0	0.00	\$0	0.00		0.00
OTHER FUNDS	\$0	0.00	\$0	0.00	\$0	0.00		0.00

DECISION ITEM DETAIL

Budget Unit	SUPPL DEPT	SUPPL DEPT	SUPPL GOV	SUPPL GOV	SUPPL GOV	SUPPL GOV	SUPPL	SUPPL
Decision Item	REQUEST	REQUEST	RECOMMENDED	RECOMMENDED	REL RESERVE	REL RESERVE	MONTHS FOR	POSITION
Budget Object Class	DOLLAR	FTE	DOLLAR	FTE	DOLLAR	FTE		
PHYSICIAN RELATED PROF								
Tobacco Settlement Shortfall - 2886004								
PROGRAM DISTRIBUTIONS	0	0.00	6,041,034	0.00	0	0.00	0	0.00
TOTAL - PD	0	0.00	6,041,034	0.00	0	0.00	0	0.00
GRAND TOTAL	\$0	0.00	\$6,041,034	0.00	\$0	0.00	\$0	0.00
GENERAL REVENUE	\$0	0.00	\$6,041,034	0.00	\$0	0.00		0.00
FEDERAL FUNDS	\$0	0.00	\$0	0.00	\$0	0.00		0.00
OTHER FUNDS	\$0	0.00	\$0	0.00	\$0	0.00		0.00

DECISION ITEM DETAIL

Budget Unit	SUPPL DEPT	SUPPL DEPT	SUPPL GOV	SUPPL GOV	SUPPL GOV	SUPPL GOV	SUPPL	SUPPL
Decision Item	REQUEST	REQUEST	RECOMMENDED	RECOMMENDED	REL RESERVE	REL RESERVE	MONTHS FOR	POSITION
Budget Object Class	DOLLAR	FTE	DOLLAR	FTE	DOLLAR	FTE		
DENTAL								
Tobacco Settlement Shortfall - 2886004								
PROGRAM DISTRIBUTIONS	0	0.00	495,098	0.00	0	0.00	0	0.00
TOTAL - PD	0	0.00	495,098	0.00	0	0.00	0	0.00
GRAND TOTAL	\$0	0.00	\$495,098	0.00	\$0	0.00	\$0	0.00
GENERAL REVENUE	\$0	0.00	\$495,098	0.00	\$0	0.00		0.00
FEDERAL FUNDS	\$0	0.00	\$0	0.00	\$0	0.00		0.00
OTHER FUNDS	\$0	0.00	\$0	0.00	\$0	0.00		0.00

DECISION ITEM DETAIL

Budget Unit	SUPPL DEPT	SUPPL DEPT	SUPPL GOV	SUPPL GOV	SUPPL GOV	SUPPL GOV	SUPPL	SUPPL
Decision Item	REQUEST	REQUEST	RECOMMENDED	RECOMMENDED	REL RESERVE	REL RESERVE	MONTHS FOR	POSITION
Budget Object Class	DOLLAR	FTE	DOLLAR	FTE	DOLLAR	FTE		
REHAB AND SPECIALTY SERVICES								
Tobacco Settlement Shortfall - 2886004								
PROGRAM DISTRIBUTIONS	0	0.00	495,098	0.00	0	0.00	0	0.00
TOTAL - PD	0	0.00	495,098	0.00	0	0.00	0	0.00
GRAND TOTAL	\$0	0.00	\$495,098	0.00	\$0	0.00	\$0	0.00
GENERAL REVENUE	\$0	0.00	\$495,098	0.00	\$0	0.00		0.00
FEDERAL FUNDS	\$0	0.00	\$0	0.00	\$0	0.00		0.00
OTHER FUNDS	\$0	0.00	\$0	0.00	\$0	0.00		0.00

DECISION ITEM DETAIL

Budget Unit	SUPPL DEPT	SUPPL DEPT	SUPPL GOV	SUPPL GOV	SUPPL GOV	SUPPL GOV	SUPPL	SUPPL
Decision Item	REQUEST	REQUEST	RECOMMENDED	RECOMMENDED	REL RESERVE	REL RESERVE	MONTHS FOR	POSITION
Budget Object Class	DOLLAR	FTE	DOLLAR	FTE	DOLLAR	FTE		
MANAGED CARE								
Tobacco Settlement Shortfall - 2886004								
PROGRAM DISTRIBUTIONS	0	0.00	4,000,000	0.00	0	0.00	0	0.00
TOTAL - PD	0	0.00	4,000,000	0.00	0	0.00	0	0.00
GRAND TOTAL	\$0	0.00	\$4,000,000	0.00	\$0	0.00	\$0	0.00
GENERAL REVENUE	\$0	0.00	\$4,000,000	0.00	\$0	0.00		0.00
FEDERAL FUNDS	\$0	0.00	\$0	0.00	\$0	0.00		0.00
OTHER FUNDS	\$0	0.00	\$0	0.00	\$0	0.00		0.00

DECISION ITEM DETAIL

Budget Unit	SUPPL DEPT	SUPPL DEPT	SUPPL GOV	SUPPL GOV	SUPPL GOV	SUPPL GOV	SUPPL	SUPPL
Decision Item	REQUEST	REQUEST	RECOMMENDED	RECOMMENDED	REL RESERVE	REL RESERVE	MONTHS FOR	POSITION
Budget Object Class	DOLLAR	FTE	DOLLAR	FTE	DOLLAR	FTE		
HOSPITAL CARE								
Tobacco Settlement Shortfall - 2886004								
PROGRAM DISTRIBUTIONS	0	0.00	40,365,444	0.00	0	0.00	0	0.00
TOTAL - PD	0	0.00	40,365,444	0.00	0	0.00	0	0.00
GRAND TOTAL	\$0	0.00	\$40,365,444	0.00	\$0	0.00	\$0	0.00
GENERAL REVENUE	\$0	0.00	\$40,365,444	0.00	\$0	0.00		0.00
FEDERAL FUNDS	\$0	0.00	\$0	0.00	\$0	0.00		0.00
OTHER FUNDS	\$0	0.00	\$0	0.00	\$0	0.00		0.00

SUPPLEMENTAL NEW DECISION ITEM

Department: Social Services		Budget Unit: 90570C, 90850C, 90855C	
Division MO HealthNet			
DI Name: FY14 Transfer Authority	DI# 2886002	Original FY 2014 House Bill Section, if applicable	11.450, 11.455, 11.535, 11.575, 11.580

1. AMOUNT OF REQUEST

	FY 2014 Supplemental Budget Request			
	GR	Federal	Other	Total
PS				
EE				
PSD				
TRF	30,141,191	0	32,003,271	62,144,462
Total	30,141,191	0	32,003,271	62,144,462

FTE
POSITIONS
NUMBER OF MONTHS POSITIONS ARE NEEDED: _____

Est. Fringe	0	0	0	0
<i>Note: Fringes budgeted in House Bill 5 except for certain fringes budgeted directly to MoDOT, Highway Patrol, and Conservation.</i>				

Other Funds: Intergovernmental Transfer Fund (0139)
Nursing Facility Reimbursement Allowance Fund (0196)

	FY 2014 Supplemental Governor's Recommendation			
	GR	Federal	Other	Total
PS				
EE				
PSD				
TRF	24,508,436	0	26,370,516	50,878,952
Total	24,508,436	0	26,370,516	50,878,952

FTE
POSITIONS
NUMBER OF MONTHS POSITIONS ARE NEEDED: _____

Est. Fringe	0	0	0	0
<i>Note: Fringes budgeted in House Bill 5 except for certain fringes budgeted directly to MoDOT, Highway Patrol, and Conservation.</i>				

Other Funds: Intergovernmental Transfer Fund (0319)
Nursing Facility Reimbursement Allowance Fund (0196)
Pharmacy Reimbursement Allowance Fund (0144)

2. WHY IS THIS SUPPLEMENTAL FUNDING NEEDED? INCLUDE THE FEDERAL OR STATE STATUTORY OR CONSTITUTIONAL AUTHORIZATION FOR THIS PROGRAM.

This funding aligns budget authority with planned transfers. Intergovernmental transfers and transfer appropriations related to the provider taxes demonstrate to the federal government that there is state match to draw down Medicaid federal funds for allowable costs under the Medicaid program.. Based on projected MO HealthNet transfers for the remainder of fiscal year 2014, it is anticipated that additional appropriation authority will be necessary to operate MO HealthNet transfers for fiscal year 2014. Estimated appropriation shortfalls totaling \$50.9 million include the Pharmacy Reimbursement Allowance Fund Transfer, Nursing Facility Reimbursement Allowance Fund Transfer and Intergovernmental Transfer Fund.

Regulation: 42 CFR 433.51

SUPPLEMENTAL NEW DECISION ITEM

Department: <u>Social Services</u>		Budget Unit: <u>90570C, 90850C, 90855C</u>	
Division <u>MO HealthNet</u>			
DI Name: <u>FY14 Transfer Authority</u>	DI# <u>2886002</u>	Original FY 2014 House Bill Section, if applicable	11.450, 11.455, 11.535, 11.575, 11.580

3. DESCRIBE THE DETAILED ASSUMPTIONS USED TO DERIVE THE SPECIFIC REQUESTED AMOUNT. (How did you determine that the requested number of FTE were appropriate? How many positions do the requested FTE equal and for how many months do you need the supplemental funding? From what source or standard did you derive the requested levels of funding? Were alternatives such as outsourcing or automation considered? If based on new legislation, does request tie to TAFP fiscal note? If not, explain why.)

Based on FY 2014 transfer projections additional authority is needed as follows:

	GR	Other	Total
Estimated Shortfalls			
Nursing Facility Reimbursement Allowance	\$30,141,191	\$30,141,191	\$60,282,382
Intergovernmental Transfer	\$0	\$1,862,080	\$1,862,080
Supplemental Need	\$30,141,191	\$32,003,271	\$62,144,462

The Governor has recommended the following supplemental based on November projections:

	GR	Other	Total
Estimated Shortfalls			
Nursing Facility Reimbursement Allowance	\$22,680,582	\$22,680,582	\$45,361,164
Pharmacy Reimbursement Allowance	\$1,827,854	\$1,827,854	\$3,655,708
Intergovernmental Transfer	\$0	\$1,862,080	\$1,862,080
Supplemental Need	\$24,508,436	\$26,370,516	\$50,878,952

SUPPLEMENTAL NEW DECISION ITEM

Department: Social Services			Budget Unit: 90570C, 90850C, 90855C						
Division MO HealthNet									
DI Name: FY14 Transfer Authority		DI# 2886002	Original FY 2014 House Bill Section, if applicable					11.450, 11.455, 11.535, 11.575, 11.580	
4. BREAK DOWN THE REQUEST BY BUDGET OBJECT CLASS, JOB CLASS, AND FUND SOURCE. IDENTIFY ONE-TIME COSTS.									
Budget Object Class/Job Class	Dept Req GR DOLLARS	Dept Req GR FTE	Dept Req FED DOLLARS	Dept Req FED FTE	Dept Req OTHER DOLLARS	Dept Req OTHER FTE	Dept Req TOTAL DOLLARS	Dept Req TOTAL FTE	Dept Req One-Time DOLLARS
Total PS	0	0.0	0	0.0	0	0.0	0	0.0	0
Total EE	0		0		0		0		0
Program Distributions							0		0
Total PSD	0		0		0		0		0
Transfers	30,141,191				32,003,271		62,144,462		62,144,462
Total TRF	30,141,191		0		32,003,271		62,144,462		62,144,462
Grand Total	30,141,191	0.0	0	0.0	32,003,271	0.0	62,144,462	0.0	62,144,462
Budget Object Class/Job Class	Gov Rec GR DOLLARS	Gov Rec GR FTE	Gov Rec FED DOLLARS	Gov Rec FED FTE	Gov Rec OTHER DOLLARS	Gov Rec OTHER FTE	Gov Rec TOTAL DOLLARS	Gov Rec TOTAL FTE	Gov Rec One-Time DOLLARS
Total PS	0	0.0	0	0.0	0	0.0	0	0.0	0
Total EE	0		0		0		0		0
Program Distributions							0		0
Total PSD	0		0		0		0		0
Transfers	24,508,436				26,370,516		50,878,952		50,878,952
Total TRF	24,508,436		0		26,370,516		50,878,952		50,878,952
Grand Total	24,508,436	0.0	0	0.0	26,370,516	0.0	50,878,952	0.0	50,878,952

SUPPLEMENTAL NEW DECISION ITEM

Department: Social Services		Budget Unit: 90570C, 90850C, 90855C	
Division MO HealthNet			
DI Name: FY14 Transfer Authority	DI# 2886002	Original FY 2014 House Bill Section, if applicable	11.450, 11.455, 11.535, 11.575, 11.580
5. PERFORMANCE MEASURES (If new decision item has an associated core, separately identify projected performance with & without additional funding.)			
5a. Provide an effectiveness measure. Since this decision item is a combined request for the increase in authority of several funds, measures are incorporated in the individual program descriptions.	5b. Provide an efficiency measure. Since this decision item is a combined request for the increase in authority of several funds, measures are incorporated in the individual program descriptions.		
5c. Provide the number of clients/individuals served, if applicable. Since this decision item is a combined request for the increase in authority of several funds, measures are incorporated in the individual program descriptions.	5d. Provide a customer satisfaction measure, if available. Since this decision item is a combined request for the increase in authority of several funds, measures are incorporated in the individual program descriptions.		
6. STRATEGIES TO ACHIEVE THE PERFORMANCE MEASUREMENT TARGETS:			
N/A			

DECISION ITEM DETAIL

Budget Unit	SUPPL DEPT	SUPPL DEPT	SUPPL GOV	SUPPL GOV	SUPPL GOV	SUPPL GOV	SUPPL	SUPPL
Decision Item	REQUEST	REQUEST	RECOMMENDED	RECOMMENDED	REL RESERVE	REL RESERVE	MONTHS FOR	POSITION
Budget Object Class	DOLLAR	FTE	DOLLAR	FTE	DOLLAR	FTE		
GR PHARMACY FRA TRANSFER								
MHD Transfer Authority - 2886002								
TRANSFERS OUT	0	0.00	1,827,854	0.00	0	0.00	0	0.00
TOTAL - TRF	0	0.00	1,827,854	0.00	0	0.00	0	0.00
GRAND TOTAL	\$0	0.00	\$1,827,854	0.00	\$0	0.00	\$0	0.00
GENERAL REVENUE	\$0	0.00	\$1,827,854	0.00	\$0	0.00		0.00
FEDERAL FUNDS	\$0	0.00	\$0	0.00	\$0	0.00		0.00
OTHER FUNDS	\$0	0.00	\$0	0.00	\$0	0.00		0.00

DECISION ITEM DETAIL

Budget Unit	SUPPL DEPT	SUPPL DEPT	SUPPL GOV	SUPPL GOV	SUPPL GOV	SUPPL GOV	SUPPL	SUPPL
Decision Item	REQUEST	REQUEST	RECOMMENDED	RECOMMENDED	REL RESERVE	REL RESERVE	MONTHS FOR	POSITION
Budget Object Class	DOLLAR	FTE	DOLLAR	FTE	DOLLAR	FTE		
PHARMACY FRA TRANSFER								
MHD Transfer Authority - 2886002								
TRANSFERS OUT	0	0.00	1,827,854	0.00	0	0.00	0	0.00
TOTAL - TRF	0	0.00	1,827,854	0.00	0	0.00	0	0.00
GRAND TOTAL	\$0	0.00	\$1,827,854	0.00	\$0	0.00	\$0	0.00
GENERAL REVENUE	\$0	0.00	\$0	0.00	\$0	0.00		0.00
FEDERAL FUNDS	\$0	0.00	\$0	0.00	\$0	0.00		0.00
OTHER FUNDS	\$0	0.00	\$1,827,854	0.00	\$0	0.00		0.00

DECISION ITEM DETAIL

Budget Unit	SUPPL DEPT	SUPPL DEPT	SUPPL GOV	SUPPL GOV	SUPPL GOV	SUPPL GOV	SUPPL	SUPPL
Decision Item	REQUEST	REQUEST	RECOMMENDED	RECOMMENDED	REL RESERVE	REL RESERVE	MONTHS FOR	POSITION
Budget Object Class	DOLLAR	FTE	DOLLAR	FTE	DOLLAR	FTE		
IGT EXPEND TRANSFER								
MHD Transfer Authority - 2886002								
TRANSFERS OUT	1,862,080	0.00	1,862,080	0.00	0	0.00	0	0.00
TOTAL - TRF	1,862,080	0.00	1,862,080	0.00	0	0.00	0	0.00
GRAND TOTAL	\$1,862,080	0.00	\$1,862,080	0.00	\$0	0.00	\$0	0.00
GENERAL REVENUE	\$0	0.00	\$0	0.00	\$0	0.00		0.00
FEDERAL FUNDS	\$0	0.00	\$0	0.00	\$0	0.00		0.00
OTHER FUNDS	\$1,862,080	0.00	\$1,862,080	0.00	\$0	0.00		0.00

DECISION ITEM DETAIL

Budget Unit	SUPPL DEPT	SUPPL DEPT	SUPPL GOV	SUPPL GOV	SUPPL GOV	SUPPL GOV	SUPPL	SUPPL
Decision Item	REQUEST	REQUEST	RECOMMENDED	RECOMMENDED	REL RESERVE	REL RESERVE	MONTHS FOR	POSITION
Budget Object Class	DOLLAR	FTE	DOLLAR	FTE	DOLLAR	FTE		
GR NFFRA-TRANSFER								
MHD Transfer Authority - 2886002								
TRANSFERS OUT	30,141,191	0.00	22,680,582	0.00	0	0.00	0	0.00
TOTAL - TRF	30,141,191	0.00	22,680,582	0.00	0	0.00	0	0.00
GRAND TOTAL	\$30,141,191	0.00	\$22,680,582	0.00	\$0	0.00	\$0	0.00
GENERAL REVENUE	\$30,141,191	0.00	\$22,680,582	0.00	\$0	0.00		0.00
FEDERAL FUNDS	\$0	0.00	\$0	0.00	\$0	0.00		0.00
OTHER FUNDS	\$0	0.00	\$0	0.00	\$0	0.00		0.00

DECISION ITEM DETAIL

Budget Unit	SUPPL DEPT	SUPPL DEPT	SUPPL GOV	SUPPL GOV	SUPPL GOV	SUPPL GOV	SUPPL	SUPPL
Decision Item	REQUEST	REQUEST	RECOMMENDED	RECOMMENDED	REL RESERVE	REL RESERVE	MONTHS FOR	POSITION
Budget Object Class	DOLLAR	FTE	DOLLAR	FTE	DOLLAR	FTE		
NURSING FACILITY REIM-TRANSFER								
MHD Transfer Authority - 2886002								
TRANSFERS OUT	30,141,191	0.00	22,680,582	0.00	0	0.00	0	0.00
TOTAL - TRF	30,141,191	0.00	22,680,582	0.00	0	0.00	0	0.00
GRAND TOTAL	\$30,141,191	0.00	\$22,680,582	0.00	\$0	0.00	\$0	0.00
GENERAL REVENUE	\$0	0.00	\$0	0.00	\$0	0.00		0.00
FEDERAL FUNDS	\$0	0.00	\$0	0.00	\$0	0.00		0.00
OTHER FUNDS	\$30,141,191	0.00	\$22,680,582	0.00	\$0	0.00		0.00